

DOCUMENT RESUME

ED 149 549

EC 103 865

AUTHOR Leonard, Judith E., Ed.  
 TITLE Chapel Hill Services to the Gifted Handicapped: A Project Summary.  
 INSTITUTION Chapel Hill Training-Cutreach Project, N.C.  
 SPONS AGENCY Bureau of Education for the Handicapped (DHEW/OE), Washington, D.C.  
 PUB DATE 77  
 GRANT G00-75-00237  
 NOTE 194p.

EDRS PRICE MF-\$0.83 HC-\$10.03 Plus Postage.  
 DESCRIPTORS Check Lists; Curriculum Design; Delivery Systems; \*Demonstration Projects; \*Disadvantaged Youth; \*Gifted; \*Handicapped Children; Parent Participation; Preschool Education; \*Program Descriptions; Program Evaluation; Records (Forms); Resources; Staff Improvement; \*Talent Identification  
 IDENTIFIERS Chapel Hill NC; \*Gifted Handicapped

ABSTRACT

Described are activities of the first 2 years of the Chapel Hill Gifted-Handicapped Project, a demonstration program to identify gifted-handicapped and gifted-disadvantaged children (3 to 6 years old) and provide them with a preschool program of enrichment activities and therapy and remediation in developmental areas. Sections address the following program components: project overview (including goals and objectives, physical facilities, and cooperating agencies); findings of a survey of current services and the need for services; identification activities (such as recruitment, screening and assessment, and development of guidelines for identification); results of studies of gifted-handicapped adults; the curriculum model and delivery of services (including an outline of a sample unit on transportation and an annotated bibliography of suggested curriculum resources); the family program; evaluation; and staff development. A list of resources is also provided. Among the materials appended are the following: an agency recruitment information form, sample referral forms, a parent interest assessment checklist, home visit guidelines, a parent manual outline and excerpts, a sample case study, and a sample workshop agenda. (SEH)

\*\*\*\*\*  
 \* Reproductions supplied by EDRS are the best that can be made \*  
 \* from the original document. \*  
 \*\*\*\*\*

ED149549

# CHAPEL HILL SERVICES

U S DEPARTMENT OF HEALTH,  
EDUCATION & WELFARE  
NATIONAL INSTITUTE OF  
EDUCATION

## TO THE

THIS DOCUMENT HAS BEEN REPRODUCED EXACTLY AS RECEIVED FROM THE PERSON OR ORGANIZATION ORIGINATING IT. POINTS OF VIEW OR OPINIONS STATED DO NOT NECESSARILY REPRESENT OFFICIAL NATIONAL INSTITUTE OF EDUCATION POSITION OR POLICY

# GIFTED HANDICAPPED

## A PROJECT SUMMARY

edited by

Judith E. Leonard

Funded by a grant from  
The Bureau of Education for the Handicapped  
to the

Chapel Hill Training-Outreach Project

Anne R. Sanford  
Project Director  
Lincoln Center  
Merritt Mill Road  
Chapel Hill, North Carolina 27514

PERMISSION TO REPRODUCE THIS MATERIAL HAS BEEN GRANTED BY

Joy W. Greene

TO THE EDUCATIONAL RESEARCH INFORMATION CENTER (ERIC) AND USER OF THE ERIC SYSTEM

C103865

Chapel Hill Services to the Gifted-Handicapped: A Project Summary

Copyright © 1977 by the Chapel Hill Training-Outreach Project,  
Chapel Hill, North Carolina

Printed by  
The Seeman Printery  
P.O. Box 8677  
Forest Hills Station  
Durham, North Carolina 27707

Funding provided by the Bureau of Education for the Handicapped, Department of Health, Education and Welfare (grant No. G00-75-00237, Grant Authority 91-230 Handicapped Children's Early Education Assistance Act, Title VI). Views expressed herein do not necessarily represent those of the Bureau.

Printed in the United States of America

### ACKNOWLEDGEMENTS

Many people - including former and present staff, students, parents, consultants and volunteers - have worked together over the past two years to develop and implement the program described in this monograph. Although they are too numerous to mention everyone by name, a few must be recognized individually.

I would like to express appreciation and special thanks to:

*Anne R. Sanford* for her innovative and creative ideas and philosophy upon which this program was developed, for her guidance, and for her commitment to handicapped children and their families.

*Donald Bailey*, former educational services coordinator, for his integral role in development of the identification and curriculum models.

*Jacalyn Burst*, a social work graduate student, for her professional work and for developing the manual for parents.

*This year's staff - Dorothy Cansler, Justine Malley Crist, Mary Scott Hoyt and Sylvia Smith*, for their hard work, their skill, and enthusiasm.

The staff of the *Division for Disorders in Development and Learning* and of *Operation Breakthrough Head Start* for their support and cooperation.

*Janet Fennessy*, for her patience and expertise in typing.

and most importantly to

*The children and their parents*, for being who they are.

Judith Leonard

## CONTENTS

Introduction	1
Judith Leonard	
Project Overview	2
Judith Leonard	
Need for Services	7
Judith Leonard	
Identification	13
Judith Leonard	
Studies of Gifted-Handicapped Adults	22
Education and the Gifted Handicapped Child	22
Anne Raper, Gary Mesibov, Ann Turnbull	
Parents and the Gifted-Handicapped Child	28
Dorothy Cansler	
Curriculum Model and Delivery of Services	35
Judith Leonard	
Family Program	59
Dorothy Cansler	
Evaluation	67
Judith Leonard and Dorothy Cansler	
Staff Development	86
Judith Leonard	
Dissemination and Training	88
Judith Leonard	
Resources	91
Dorothy Cansler, Jacalyn Burst and Judith Leonard	
Appendices	100



## INTRODUCTION

In 1968, at a time when there were more than a million handicapped preschool children in the United States with only a very small percentage receiving appropriate special education services, Congress passed the Handicapped Children's Early Education Assistance Act (Public Law 90-538). This act created the "First Chance" network of the Handicapped Children's Early Education Program, Bureau of Education for the Handicapped (BEH), United States Office of Education. This legislation was constructed so that young children with physical, emotional, health-impaired, and/or mental handicaps could be served in demonstration projects.

In addition to serving children with varying kinds of handicaps, the projects were to demonstrate outstanding services for children from birth to age eight and their families in a variety of urban and rural locations throughout the country. By 1975-76, a total of 145 projects were funded by an appropriation of fourteen million dollars.

Although the projects are divided into five categories - demonstration, model, experimental, technical assistance and site implementation grants, demonstration projects are the focus of the HCEEP with the emphasis of such projects on adopting, modifying or initiating a model approach for outstanding services for young, handicapped children and their families.

It is through the "First Chance" network for model demonstration that the Chapel Hill Gifted-Handicapped Project was funded in 1975. In accord with the dissemination component of the third year of demonstration and in answer to the many requests for information that have been received, the efforts of the first two years of the project are described in this *Project Summary*.

## PROJECT OVERVIEW

Continuing its dedication to the successful education of special children, the Chapel Hill Training-Outreach Project began its model demonstration program for the gifted-handicapped in 1975, under the direction of Anne R. Sanford. Historical and current data provides evidence of the great contributions which have been made to society by gifted-handicapped men and women who were singularly strong and determined in spite of overwhelming odds. Helen Keller, Franklin D. Roosevelt and George Washington Carver are examples of the gifted-handicapped who overcame unusual physical or economic handicaps to demonstrate unique abilities or talents. Undoubtedly, there were many other boys and girls who, like their well-known peers, could have contributed greatly to society if they had:

- (1) the stamina and support to withstand unequal and unfair societal prejudices or
- (2) sponsors who provided the educational intervention necessary to overcome physical or economic handicaps.

Today, although many gifted children with handicaps are in early intervention programs, the program is often one that recognizes only that the child is handicapped. This results in deficit-oriented programming, and often placement of a gifted-handicapped child in an environment which is not nearly as stimulating as required for development of full potential. As the Chapel Hill Project began its effort, the need for such a program was evidenced by:

- \* a lack of research
- \* a lack of services
- \* demonstrated effectiveness of early intervention
- \* contributions of gifted individuals who have overcome physical or experiential handicaps
- \* lack of assessment technology to accurately evaluate potential and achievement in children with varying handicaps at a young age
- \* lack of awareness that people with handicaps can exhibit a wide range of levels of intelligence, potential, and special artistic abilities.

### *PROJECT GOALS AND OBJECTIVES*

Based on the preceding history, or lack of it, the following goals for the project were identified:

- \* Appropriate assessment procedures
- \* Development of prescriptive learning programs
- \* Teaching procedures designed to provide optimal development of the gifted-handicapped
- \* Mobilization of community resources
- \* Comprehensive services to parents
- \* Development and dissemination of training packages on services to the gifted-handicapped
- \* Evaluation of program objectives

The major features of the model program were to identify gifted-handicapped children and gifted-disadvantaged children between the ages of three and six years and to provide them with a preschool program that would provide a balance between stimulating enrichment activities and therapy and remediation in developmental areas, delayed because of specific modality deficits or limited environmental experiences. In addition, the involvement of the child's family in an individualized program was an integral feature of the model.

The focus of the gifted-handicapped project was to develop a total approach to services for the preschool gifted-handicapped child and family. In actuality, two populations have been included in the project's direct services to date. Both programs for the gifted preschooler with a physical handicap and the gifted Head Start child have been established based on the same philosophical approach, which centers around identifying special abilities in a population previously excluded from appropriate educational services because of a narrow view of giftedness. Although direct services will be continued only for the gifted-handicapped population in the project's third year, the approach, the strategies and materials, as well as the resource services for the gifted Head Start child that have been developed, remain an appropriate model. It has been the goal of all project efforts to develop materials and strategies that would be appropriate in all preschool settings. The goal has been to develop a usable model for educating the young, gifted child that would not require special class placement, but would facilitate appropriate educational experiences.

As specific project components are described in this publication, the services to the gifted-handicapped children and the gifted Head Start children may be discussed separately where there existed differences in the mode of service delivery.

#### *PHYSICAL FACILITIES*

*Gifted-Handicapped:* The Gifted-Handicapped Project is located within the University of North Carolina's Division for Disorders in Development and Learning, a university affiliated diagnostic and treatment center for developmentally handicapped children and their families. Here the services and facilities of the entire disciplinary staff and setting are available to the physically handicapped children in the class. Included in these services are an interdisciplinary evaluation for child and family, and therapy, if needed.

The physical facilities include a classroom with access to an outdoor playground, an adjacent bathroom, simple kitchen area and observation room with a one-way observation window allowing parents, staff, students, and visitors to observe the class activities. Although most activities take place in the classroom, the recreation room is used for gross motor time and some individual therapy takes place in therapy rooms.

*Gifted Head Start:* The Gifted Head Start Resource classroom was located in one of six Head Start centers in Durham, North Carolina. The



gifted children who regularly attended any of the other five centers run by Operation Breakthrough Head Start were bussed to the center with the resource room two mornings each week. The physical facilities included a large room, with adjacent bathroom, storage area and access to outdoors. Some of the furniture was planned so that it would be easily stored, as the room was occasionally used for other purposes.

#### *PROGRAMMING*

Eleven children were served by the project on a regular basis each year, thus far. Some additional children who were not enrolled in the program did receive evaluation and/or consultation services. As the project moves into providing statewide consultation for gifted-handicapped children and teachers, it is anticipated that a significantly larger population will be enrolled for continuing direct services.

Following enrollment in the gifted-handicapped program, an individual assessment and educational plan was done for each child. This was a joint effort of parents, child, and teachers. Specific procedures are described in the Delivery of Services section. Each child's total program included small group activities, individual activities and therapy. A variety of modes of program participation were available to each family and are described in the section on the Family Program.

#### *COOPERATING AGENCIES*

Several agencies within the state of North Carolina, who at the project's outset were also concerned about the gifted-handicapped child whose only available educational services are deficit-oriented, have participated as cooperating agencies. Many of the staff of these agencies and institutions provided suggestions and valuable information regarding the needs of the specific population they serve. In return the project staff cooperated by providing one or more of the following services.

1. Training in identification of young, gifted children for purposes of making referrals.
2. Consultation in the form of evaluation and/or instructional recommendations for individual children.
3. Resource instructional services for gifted-handicapped children.
4. Training for staff on one or more aspects of the gifted-handicapped project.

Some of the agencies which have cooperated with the Gifted-Handicapped Project include:

- Governor Morehead School for the Blind
- Central North Carolina School for the Deaf
- Greensboro Cerebral Palsy and Orthopedic School
- Lenox Baker Cerebral Palsy Hospital
- Training Center for Hearing Impaired Children

- Developmental Day Care Centers
- Operation Breakthrough Head Start Program
- North Carolina State Department of Public Instruction

*STAFF*

The staffing pattern and changes within it reflect the needs of the project in its development and demonstration years.

	Project Year		
	1	2	3
Project Director (part time)	x	x	x
Project Coordinator	x	x	x
Curriculum Coordinator	x		
Family Services Coordinator		x	x
Instructional Services Coordinator (Master Teacher)	x	x	x
Assistant Teacher and Student Liaison		x	x
Head Start Resource Teacher		x	

*ADVISORY BOARD*

An advisory board was formed during the first year of the project. During the planning stage of the grant, project personnel had identified four groups to be included on the advisory board. These were a) representatives of target groups of involvement (cooperating agencies), b) parents, c) gifted-handicapped adults, and d) professionals to act as consultants and resource advisors. The board is comprised as follows:

<i>Category</i>	<i>Number</i>
Parents	4
Agency Administrators	4
University Professors	
Special Education	3
Gifted Education	2
Gifted-Handicapped Adults	1
Public School Administrators	2
Graduate Students	1

At the initial meeting of the board, the interest in participation on the board was surveyed through the use of an interest form (see appendix A). The four major functions of the advisory board identified by this group were advocacy (e.g. local support, recruitment, public awareness), provision of

expertise in a specific area, guidance in goal-setting, and feedback on project activities. Most interest was expressed in involvement in the areas of mobilizing community awareness and student involvement.

The location of the project within a university facility made available to the project a wide variety of expertise and knowledge. This proximity enabled utilization of resources of the advisory board on an individual, on-going basis in addition to as a total group.

#### *RESOURCES AND CONSTRAINTS*

In order to have a complete overview of the goals and accomplishments of the Gifted-Handicapped Project, it helps to have a perspective of the major strengths and weaknesses of the program. One advantage of the Gifted-Handicapped Project is in the interdisciplinary setting of the program. The evaluation process and on-going interaction with specialists in varied fields is a great asset in helping parents and staff alike to focus on the child's strengths, as well as weaknesses. It also facilitates the provision of feedback to teachers so that therapy becomes an integrated part of each child's program.

The existence of a preschool curriculum, developmental approach to assessment and teaching, as well as many other previously developed materials and efforts of the Chapel Hill Training-Outreach Project created a firm foundation on which to base the extension of services to a new population.

An integral component of the program was the family program and the approach to working with families. This component, also philosophically based on the previous program developed by the Outreach Project, is extended to recognize the special needs of the family of the gifted-handicapped child. Within the Gifted-Handicapped Project, the family program includes many meaningful experiences for child, parent and sibling with regard to support, information, and training, and may be the most important aspect as far as long-term effects of the intervention.

The fact that the population of gifted-handicapped preschool children is of low incidence and scattered, accounts for the project's weakness in being able to serve a limited number of children in the demonstration class. Recognizing this weakness, the transportation constraints, and the need to integrate handicapped children into the mainstream of education, the third project year will incorporate a statewide consultation model. This extended delivery, in addition to the demonstration classroom, will provide support services in the form of instruction and consultation to children and their teachers, and families in a variety of settings throughout the state.

# NEED FOR SERVICES

## *SYMPOSIUM:*

In May, 1975, after receiving notification that funding for the Gifted-Handicapped Project would begin in July, the Chapel Hill Training-Outreach Project hosted a symposium to examine issues relating to the gifted-handicapped. National leaders in gifted education (see appendix B), including Dr. Merle Karnes, of the only other gifted-handicapped preschool project funded by BEH, met to discuss the direction of services to the gifted handicapped population. At that time the major issues discussed, as they related to the gifted-handicapped were:

- Criteria for Screening and Identification
- Development of Instruments for Identification
- Alternative Education Procedures
- Unique Considerations of Serving the Minority Gifted

Additional topics included: the need for public awareness about gifted education for developing talents and specific abilities to supplement services for children with high intelligence quotients; the need to examine the influence of learning style preferences; parent and teacher observation of critical indicators of "giftedness" or talent; a sociometric approach to information gathering with young children; and the need for media and training packages.

Although more questions were asked than answered during that day-long symposium, some of the short and long term results of the meeting were as follows:

1. Formation of a national information network which has evolved into the National Committee for the Gifted-Handicapped, a sub-committee of The Association for the Gifted.
2. Collaboration by professionals in two formerly distinct areas of special education: education of the handicapped and education of the gifted.
3. Stimulation for increased publications and research in several areas relating to the gifted-handicapped in which there was a lack of literature. (e.g. learning disabled-gifted, gifted-handicapped, etc.)

*SURVEY:*

An initial objective of the Gifted-Handicapped Project was to obtain information concerning the quality and quantity of current services and need for services for gifted-handicapped children in the United States. A survey was conducted at the project's inception in 1975 to determine the current status of services and need for services for the gifted and gifted-handicapped preschoolers in North Carolina and nationally. Both gifted and gifted-handicapped populations were investigated for two reasons. First, it was believed that gifted and gifted-handicapped children require specialized educational programs and that the need for these programs has not been met in North Carolina or in the nation as a whole. Secondly, it is believed that the curricula developed for young, gifted-handicapped children may also be suitable for young, gifted children.

Questionnaires were mailed to coordinators of programs for exceptional children in each North Carolina School district and to state coordinators for exceptional children in each state in the United States. A sample questionnaire is presented in Appendix C. Two major topics were investigated: (1) programs for gifted children and (2) identification of giftedness.

In the North Carolina survey, seventy-four percent of the counties returned questionnaires. The questionnaires were completed by the most appropriate person in the county. The positions held by the respondents were as follows:

<i>POSITION</i>	<i>N.C. PERCENTAGE</i>	<i>STATE DEPT. PERCENTAGE</i>
Supervisor of Elementary Education	9	0
Director of Programs for Exceptional Children	31	65
Director of Instruction	24	5
Administrative Assistant	9	20
General Supervisor	15	5
Special Education Teacher	12	5

*Background:*

In the North Carolina survey, sixty percent of the respondents had received no training in gifted education. Thirty-two percent had completed either graduate or undergraduate course work in gifted education, while eight percent indicated having received training in gifted education at workshops or conferences.

In the national survey, the following results were obtained: forty-seven percent - no training in gifted education; fifty-nine percent - college coursework; and ten percent - workshops on gifted education.

*Programs:*

Only five counties in North Carolina reported programs serving young, gifted children. The programs mentioned consisted of itinerant teachers or resource teachers who provided individualized instruction. One county serves gifted five year-olds in a Title III Developmental Program. Three, of the five counties responding to the questionnaire, maintain programs for families to aid them with their gifted children.

In the national survey, four state departments reported programs available to serve young, gifted children. These programs were also in the form of itinerant teachers and resource rooms. There was no indication of pre-school programs for gifted-handicapped children in the state or national survey.

TABLE I  
Methods Currently Used for Placement  
into Programs for the Gifted

	N.C. PERCENTAGE	STATE DEPT. PERCENTAGE
Teacher Recommendation	78	85
Product Rating	37	4
Group I. Q. Test	64	60
Individual I. Q. Test	53	65
Group Achievement Test	70	65
Individual Achievement Test	27	50
Peer Ratings	4	4
Developmental Scales	8	20
Tests of Creativity	13	45
Parent Recommendation	15	4
Self Recommendation	7	15

*Identification:*

Philosophies and methodologies with regard to the identification of gifted children have varied considerably. As such, the methodologies and instruments used for identifying young, gifted children have differed also. Table I lists the various techniques and methods used as a basis for determining placement in programs for gifted children. As noted therein, persons completing the questionnaire indicated that individual intelligence tests, teacher recommendation, individual achievement tests and measures of creativity, in that order, were most useful in making decisions with regard to placement in programs for the gifted. These methods for identification of giftedness are in keeping with those viewed over the past fifty years. In early studies, giftedness is defined virtually in terms of intelligence

scores alone. Later, people became less concerned about high I. Q.'s and began defining giftedness on the basis of specific talents demonstrated by children. More recently, others have introduced the use of measures of creativity in conjunction with the definition of giftedness. Thus, the methods of identification delineated by persons responding to this questionnaire correspond to methods that have been in relatively widespread use for a reasonably long period of time.

Information was also sought regarding the use of specific instruments for identifying young, gifted children. Approximately one-third of the respondents to this questionnaire gave indication that they did use instruments of one sort or another to aid in decision-making regarding this population. In keeping with the data presented in Table 1, it was noted that instruments fell primarily into categories of intelligence tests, achievement tests, and various forms of checklist for teachers which allowed them to make their own personal recommendations.

Teacher recommendations regarding giftedness were most frequently solicited via the adapted checklist which permitted teachers to be somewhat objective in the evaluation of giftedness for individual children. Checklists have been prepared by State Departments of Instruction, local school agencies and from other special projects.

#### *Training:*

In spite of all the methods being used to determine eligibility for placement in programs for the gifted, one major concern is the effectiveness of teachers in identifying unusual abilities exhibited by young, gifted children. According to this survey, less than half of the program administrators responding felt that teachers were effective in identifying the unusual abilities which are associated with giftedness, and yet this was the method reported as used the most. It was noted though, that their effectiveness was perceived to be dependent upon whether or not they had guidelines to follow in making such decisions, and that they became increasingly efficient in identification as program parameters were more clearly delineated. Each individual was asked to rate the usefulness of methods for placement in programs for the gifted. Procedures currently used were rated as Extremely Useful, Useful, or Not Useful. These results are summarized in Table 2 for the North Carolina educators and in Table 3 for the State Department special coordinators. Approximately 100% of state and national respondents felt that there is a need for teacher training in the area of education of young, gifted-handicapped children.

The results of these surveys are consistent with the information search conducted by the University of North Carolina Technical Assistance Development System (TADS). In fulfillment of the agreement to provide technical assistance services to the Outreach Project, TADS conducted a survey to determine the existence of materials, curricula, research and services for the young gifted-handicapped child. The results of this study indicate little or nothing has been developed for this population.

TABLE 2

Analysis of North Carolina Special Educator's  
Ratings of Methods of Identifying Giftedness

	<u>Extremely Useful</u>	<u>Useful</u>	<u>Not Useful</u>	<u>No Response</u>
	(Percentages)			
Teacher Recommendation	42	32	10	26
Product Rating (teacher evaluation of creative efforts)	31	39	12	28
*Group IQ Test	9	57	11	23
Individual IQ Test	42	37	1	20
*Group Achievement Test	15	53	7	25
Individual Achievement Test	36	36	2	26
Peer Rating	11	44	11	34
**Other Sociometric Techniques	3	10	7	80
***Parent Recommendation	2	38	29	31
****Other Formal Evaluation	2	8	2	88
Self Recommendation	5	45	11	39
Developmental Scale	21	40	0	39
Test of Creativity	30	39	1	30

\*Useful if one is thinking of an academic program for the gifted

\*\*Peer leadership  
Behavior Rating Scales  
Sociogram

\*\*\*Conference  
Verbal Skills

\*\*\*\*Checklist  
Individual Psychological  
Interest Scales  
Medical



TABLE 3

Frequency Analysis of State Special Education Coordinators'  
Ratings of Methods of Identifying Giftedness

	<u>Extremely Useful</u>	<u>Useful</u>	<u>Not Useful</u>	<u>No Response</u>
	(Percentages)			
Teacher Recommendation	30	60	0	10
Product Rating (teacher evaluation of creative efforts)	35	40	0	25
Group IQ Test	10	50	20	20
Individual IQ Test	45	40	0	15
Group Achievement Test	15	55	10	20
Peer Rating	3	45	5	47
*Other Sociometric Techniques	10	20	5	65
**Parent Recommendation	20	55	5	20
***Other Formal Evaluation	15	15	0	80
Self Recommendation	10	55	5	30
Developmental Scale	3	40	0	57
Test of Creativity	35	45	0	20

\*Sociogram

\*\*Interview

\*\*\*Biographical Inventory  
IQ tests backed by other information  
Tests of Creative Thinking

17

# IDENTIFICATION

## RECRUITMENT

Recruitment was approached somewhat differently in the first and second project years. During year one, the project development year, the focus for recruitment efforts was on agencies who were running programs for handicapped preschool children. The reasons for this emphasis were manifold. First, the children in these programs were already identified as being handicapped. Second, teachers of preschool handicapped children were already in contact with a large number of handicapped children, of which some might be gifted. In addition, if they were not already very careful observers of children's characteristics, they were potentially a very able group of observers who, with some training, would be an accurate source of referrals. Third, it was hoped that programming for children who did not eventually participate in the gifted-handicapped program, because of age, distance, average skills, or unidentifiable talents would improve because of the new approach or focus being presented to staff. Additionally, the Chapel Hill Project hoped to serve as a stimulus to de-institutionalization. The structure of service delivery in the first year also made it feasible for a child to participate in the gifted-handicapped program as well as another program or to come from a greater distance on a less frequent basis.

During that initial recruitment effort, two levels of agencies were established as primary and secondary targets. At least two contacts were made with each agency prior to accepting referrals. The following is an outline of what was basically covered in each meeting.

- I. Initial Contact
  - A. Discuss brief overview of project
  - B. Establish or modify schedule of referrals
  - C. Administer questionnaire on agency (to record basic information about agency population served, procedures, etc., see appendix D).
  - D. Establish procedures and policy for parent involvement, specifically in regard to need for permission prior to referral.
- II. Presentation to staff, administrators, or other liaison persons who will be making referrals (see following section on in-service training.).
  - A. Criteria for referral
  - B. Slideshow on identification (see Appendix E)
  - C. Referral process
  - D. Schedule for referrals (dates)

All Head Start children were recruited from the six centers of Operation Breakthrough in Durham, North Carolina and followed the same guidelines. All staff shared the responsibility of recruitment and agency contact.

During the second year of demonstration, several changes called for a

slightly different approach to recruitment. A family services coordinator's position was added to the grant. In addition to responsibility for the family program and location of community resources, the family coordinator assumed major responsibility for the second year's recruitment effort. The focus shifted from emphasis on existing service systems, since the gifted-handicapped class was to be the child's primary program rather than an ancillary one as the year before. Some consultation was available to distant referrals, but the focus was on area children who could attend class in Chapel Hill with some frequency and regularity. Because of these changes, targets for recruitment became more diverse in an effort to reach those who were in contact with young children from approximately nine counties. Strategies were also more varied, ranging from letters and phone calls to on-site visits and training.

Head Start recruitment was initiated during pre-service training for the staff of the six centers served by the Gifted Head Start resource room.

Although many recruitment strategies were included in the project's childfind, the one which yielded the most referrals, in number and appropriateness, was a visit to an agency with the opportunity to make a presentation to the staff. The evaluation clinics and preschool programs were the two types of agencies which made the most appropriate referrals. Recruitment in the third year will reflect years one and two in that both statewide consultation services and on-going classroom services will be included in service delivery. Tables 1 through 4 summarize recruitment information for the first two years.

TABLE 1  
Frequency of Recruitment Strategies

1975-76	1976-77	
15	38	Agency visits (with and without training session)
50	700	Letters, fact sheets, brochures distributed
25	52	Phone calls
1	4	Newspaper articles
0	1	T.V. Program
0	1	Radio P.S.A. (used several times)

TABLE 2  
Recruitment Strategies

Strategy	1975-76			1976-77		
	# of Referrals	Probably Gifted *	Accepted for Program	# of Referrals	Probably Gifted *	Accepted for Program
In-Service Training and Agency Visit	20	12	9	18	12	10 (2 for 77-78)
Agency Visit				2	1	0
Phone/letter				5	3	0 (1 for 77-78)
Newspaper Articles	2	2	2	1	1	1
Television Program						
Public Service Announcement						
Other	1	1	0			"

TABLE 3  
Referrals Received From Various Agencies

Agency	1975-76			1976-77		
	# of Referrals	Probably Gifted *	Accepted for Program	# of Referrals	Probably Gifted *	Accepted for Program
Head Start	12	5	3	12	7	7
Developmental Evaluation Clinics	1	1	1	3	3	2 (1 for 77-78)
Developmental Centers	1	1	1	2	1	1
Clinics and Hospital Departments	0			0		
Public Health Departments	0			0		
Social Service Departments	0			3	2	0 (1 for 77-78)
Public Schools	0			0		
Private Physicians	0			2	1	0
Screening Teams	0			0		
PACT or Early Intervention Teams	1	1	1	2	1	1
Private Schools/Specialized Schools (including preschools for handicapped)	6	5	4	4	4	0
Kindergartens and Day Care	0			0		
State Agencies	0			0		
Parents	2	1	1	0		

\* Reasons for not accepting all children identified as gifted:

- too great a distance from Chapel Hill
- too young or too old
- limited direct services in pilot year
- accepted for next year (77-78)

TABLE 4

Percentage of Referrals Probably Gifted and  
Percentage of Gifted Accepted for Program

	<u>Percentage Probably Gifted</u>	<u>Percentage of Gifted Selected for Class</u>	<u>Percentage of Gifted Not Selected for Ser- vices Because of Distance</u>
1975-76	61%	78%	7%
1976-77	74%	65%	25%

#### IN-SERVICE TRAINING

In-service training for the purposes of identifying gifted-handicapped children consisted of an overview of the project philosophy, goals, and criteria for services. It was believed that referrals would be more appropriate after teachers received an explanation of the program and guidance as to what characteristics of young children might constitute giftedness. Initially there seemed to be a need to provide an answer to the common response, *but all of our children are blind (deaf, physically handicapped).* The training effort developed into a process in which the teachers were stimulated to think in relation to specific students about what characteristics might constitute unusual abilities in a young, handicapped child.

In addition to basic information about the project, teachers were provided with referral forms (see appendices F and G) as well as a checklist of characteristics of giftedness to provide some guidance in their observation and selection process. A similar version of this checklist follows. The items, which were selected from existing checklists and literature, were chosen because they required the least amount of formal learning and were most appropriate to the preschool-age child. Training also included viewing a slide-tape presentation developed specifically for this purpose on the *Identification of giftedness in young children* (see script, appendix E).

#### GIFTED-HANDICAPPED PROGRAM CHECKLIST

The Chapel Hill Training-Outreach Project has been funded to identify and develop curriculum and materials for young (ages 3-6) handicapped children who may possess a unique gift or talent. The determination of giftedness will be made through a series of observations, interviews, and assessment procedures. The purpose of this guide is to aid those who have contact with young handicapped children in the initial identification of potential giftedness. The following points should be remembered when considering whether or not a child is gifted:

1. The gifted-handicapped child is one who exhibits unusual gifts or talents in spite of physical, mental, emotional or experiential handicaps.

2. Giftedness does *not* necessarily mean good school work. It includes many areas of talent and originality.
3. Gifted children are not always "good" children. They may be behavior problems.
4. Giftedness means *above average* skills and talents.
5. Some young children may not have had the opportunity to demonstrate some of these characteristics. Teachers may want to try some specific activities to see who excels. (e.g. a mime activity).

The following checklist is designed to give some clues in the identification of gifted children. These are simply suggestions and not hard and fast standards. To be gifted, a child need not possess all of these characteristics. The categories correspond to those in the following definition of giftedness which was agreed upon by a majority of an advisory panel to the U. S. Office of Education and has been adopted by the Project.

Gifted and talented children are those identified by professionally qualified persons who, by virtue of outstanding abilities, are capable of high performance. These are children who require differentiated educational programs and/or services beyond those normally provided by the regular school program in order to realize their contribution to self and society.

Children capable of high performance include those with demonstrated achievement and/or potential ability in any of the following areas:

1. General intellectual ability
2. Specific academic aptitude
3. Creative or productive thinking
4. Leadership ability
5. Visual and performing arts
6. Psychomotor ability

#### *CHECKLIST*

##### *Aptitude*

- \_\_\_\_\_ unusually advanced vocabulary for age (i.e. 4 year old using words such as anticipate, perish, etc. appropriately)
- \_\_\_\_\_ may excel and become absorbed in one topic or subject
- \_\_\_\_\_ extremely able with words, number or concepts

##### *General Intellectual Ability*

- \_\_\_\_\_ learns rapidly, easily and efficiently
- \_\_\_\_\_ retains what is heard or read without much drill
- \_\_\_\_\_ ask many questions
- \_\_\_\_\_ interested in a wide range of things

- \_\_\_\_\_ is alert
- \_\_\_\_\_ keenly observant
- \_\_\_\_\_ responds quickly
- \_\_\_\_\_ has capacity to use knowledge and information, other than memorizing
- \_\_\_\_\_ keen insight into cause and effect relationships
- \_\_\_\_\_ self-motivated to learn
- \_\_\_\_\_ prolonged attention span
- \_\_\_\_\_ bored with routine
- \_\_\_\_\_ looks for similarities, differences and relationships

*Leadership*

- \_\_\_\_\_ makes decisions easily
- \_\_\_\_\_ willing to take risks or examine the unusual
- \_\_\_\_\_ carries out tasks to completion
- \_\_\_\_\_ takes pride in own work
- \_\_\_\_\_ prefers cooperative play and social activities to being by self
- \_\_\_\_\_ often directs activities with other children
- \_\_\_\_\_ supportive of others' efforts
- \_\_\_\_\_ assertive (sometimes aggressive)

*Creative Thinking*

- \_\_\_\_\_ asks many questions
- \_\_\_\_\_ is original
- \_\_\_\_\_ uses good but unusual ideas
- \_\_\_\_\_ sees unusual relationships
- \_\_\_\_\_ combines ideas or materials in relationship patterns
- \_\_\_\_\_ uses information in new situations
- \_\_\_\_\_ synthesizes knowledge and creates new products
- \_\_\_\_\_ manipulates language creatively
- \_\_\_\_\_ can think of more than one answer to a question, more than one way to do something, more than one end to story
- \_\_\_\_\_ willing to take risks
- \_\_\_\_\_ uses materials in different ways
- \_\_\_\_\_ fantasizes and elaborates

## Arts

- \_\_\_\_\_ unusual talent in one artistic area
- \_\_\_\_\_ learns lyrics or tunes rapidly
- \_\_\_\_\_ learns music or art related concepts easily  
(high notes, low notes, etc.)
- \_\_\_\_\_ can easily replicate rhythms
- \_\_\_\_\_ interesting use of color, shape or sound
- \_\_\_\_\_ displays ability in role play, drama or pantomime
- \_\_\_\_\_ special interest in listening to music
- \_\_\_\_\_ learns dance or movement activities easily

## SCREENING AND ASSESSMENT

Following the referral of a potential candidate to the program based on the use of the characteristics checklist, further evaluation provided additional information on each child. From a battery of standardized tests, those which were appropriate or adaptable for use, were selected. Some of the measures used included the *Leiter International Performance Scale*, the *Test of Auditory Comprehension of Language*, the *Peabody Picture Vocabulary Test*, the *Merrill Palmer Scale*, the *Maxfield-Bucholz Scale of Social Maturity*, the *WPPSI*, and the *Learning Accomplishment Profile*.

Information was also gathered from observation of the child's play (see appendix H) and from an interview with a parent or teacher regarding a child's skills and play references. Although no criteria were applied to this latter information, the process provided a great deal of information about the child.

If information about the child was limited or the use of standardized tests was inappropriate, a child was evaluated by the interdisciplinary team at the Division for Disorders of Development and Learning, prior to a decision regarding acceptance into the program.

Based on the screening and assessment procedures used by the project, the following guidelines for identification have been developed. Most children accepted by the program thus far have demonstrated skill at least one year above their chronological age in some area of development. It is the belief, however, of the project personnel that if a child's skills are age appropriate in spite of a severe handicap, that the child is potentially gifted and is eligible for services.



## GUIDELINES FOR THE IDENTIFICATION OF YOUNG GIFTED-HANDICAPPED CHILDREN

Prepared by Donald B. Bailey

There are many factors which serve to complicate the identification of young gifted-handicapped children. Among these are:

1. Lack of agreement among professionals as to the precise meaning of "giftedness" and the related constructs of creativity, talent, and artistic aptitude.
2. Lack of agreement among professionals as to the optimal means for identifying gifted, talented, and creative children.
3. The questionable predictive validity of standardized tests administered at the preschool level.
4. Lack of appropriate group tests and the demonstrated ineffectiveness of teacher referral as a means for screening large groups of children.
5. A number of problems associated with testing handicapped children, including:
  - a. Limited availability of "handicap-free" tests which do not penalize handicapped individuals because of inability to comprehend the task expected, inability to make the required response, or lack of experiences normally available to other children.
  - b. The questionable effects of special modification of testing procedures in the interpretability of scores.
  - c. Lack of appropriate norms which often results in the handicapped child being compared to a sample of normal children.

In light of the factors listed above, the Chapel Hill Gifted-Handicapped Project has adopted the following assumptions as guidelines to be used in the process of identifying young gifted-handicapped children:

1. Although research has not indicated teacher referral to be an effective procedure, it is possible that this is due to lack of training or experience with gifted children. Thus it seems logical that appropriate training should serve to increase the effectiveness of this procedure. Therefore, teacher referral should be adopted as the primary screening technique, with a minimum of two hours of training provided to each teacher from whom a referral is solicited. Training should emphasize the varying ways in which giftedness, talents and creativity can be expressed, describe specific ways in which handicapped children may display unusual abilities, and demonstrate examples of some negative behaviors which may occur as a result of unusual abilities (such as boredom with routine tasks, etc.)
2. Every effort should be made to insure that each test item presented to the child is one in which the child has (a) the sensory ability to comprehend the task, (b) the physical ability to make the required

- response, and (c) had the experiences necessary to answer the question or perform the task.
3. Performance of handicapped children on standardized tests should be compared with the performance of other children with similar handicapping conditions in addition to comparisons with normal children. When appropriate norms are not available, one of the following alternatives must be taken:
    - a. Compare specific task performance with the performance of other children of similar age with comparable handicaps. This necessitates an examiner who has had a great deal of experience with the specific handicap or a group of experienced teachers with whom the examiner can consult.
    - b. Compare the child's performance with that of normal children and then look at specific tasks and ask the question, "How might this child have done on this task had he not been handicapped?" Thus if a child with severe cerebral palsy scores at age level when compared with normal children, this could very well indicate unusual ability.
  4. In recognition of the fact that unusual abilities can be demonstrated in a number of ways, the following should be incorporated into the assessment procedures:
    - a. A battery of appropriate tests designed to measure a variety of skill areas, including general intelligence, language, and specific developmental tasks.
    - b. A number of alternative means of gathering information should be incorporated in an attempt to depart from the traditional I.Q. measure and to assess behaviors not sampled by typical standardized measures. Particular methods to be investigated and incorporated include structured observational techniques, sociometric measures in the form of peer evaluation, and structured interviews with teachers and parents.
  5. Determination of giftedness should be by consensus of professional opinion and will be based upon the entire amount of information available. Due to the nature of the population, the problems inherent in testing handicapped children and the developing nature of the concept, no specific criteria or score should be established for determination of giftedness other than the general criteria that the child should exhibit unusual abilities in spite of a handicapping condition. In addition, low scores on one or several measures should not eliminate a child from consideration if there is some other indication of unusual ability (such as scattered but strong performance on difficult tasks, a high score on any one measure, behavioral indications of ability, or strong suspicions on the part of another person who has had intensive experiences with the child over an extended period of time).

# STUDIES OF GIFTED HANDICAPPED ADULTS

## EDUCATION AND THE GIFTED-HANDICAPPED CHILD

Gifted students with special needs such as physical handicaps, visual problems or learning disabilities have opinions and insights about their educational experiences which could be immensely helpful to educators and administrators. Such students have indicated their "giftedness" by succeeding not only in finishing high school, but also in being accepted into undergraduate and graduate college programs in spite of large adjustment problems. Moreover, most of them welcome the opportunity to "tell it like it is," to voice their objections about their elementary and secondary school experiences and to recommend ways in which young children with special needs and teachers of these children might improve the quality of their educational experiences. These particular college students can be a very valuable resource in improving current public educational programs, especially in integrating children with special needs into a regular classroom setting and in training the educators who will be assuming new responsibilities for these children. Many educators have often assumed they already know what these special children need and want, but those educators may change some of their assumptions once they hear students who have already been through most of the educational mill speak for themselves.

With the goal of providing such information to educators and administrators, Chapel Hill's Outreach Project interviewed twenty-nine gifted students with special needs on three college campuses (University of North Carolina at Chapel Hill, Duke University and St. Andrews College). Most students called for an interview were positive about participating; only two rejected the request for a meeting. After being told the purpose of the interview, the format of the questionnaire, the length of time required (about 1½ hours) and the prospective value of their comments and opinions, the students were ready to arrange a meeting time and place. The students generally were physically able to get to the meeting place on their own and needed only a little help in locating the meeting spot.

The interviews themselves were shaped primarily by the questionnaire (see appendix 1) which consisted of four parts: 1) a section with 11 long answer questions about their educational and social experiences and their views on how they might have been improved, 2) a section with 10 questions about their educational and social experiences answered on a rating scale of 1-5, 3) a few statistical questions about their economic background and their parents' education and 4) a section with 8 questions about setting up a program for gifted children with special needs answered again on a rating scale of 1-5 and ranked in order of priority. The first two sections were of a probing nature, while the last section was more programmatic.

The comments and recommendations of the gifted students with special needs may be grouped into three areas: 1) the setting of educational experiences, 2) improving the scope of educational experiences, 3) improving the quality of educational experiences. The goal was to determine first of all where the students had received their primary and secondary education and how they evaluated their specialized training settings and/or their public school settings. Out of this discussion evolved suggestions on improving the scope of their educational experiences. The need for an ex-

panded psychological component was soon evident, for the students expressed a strong desire for help in developing a more positive self concept for themselves, in improving the attitudes of peers and the community at large, and in establishing more psychologically balanced family relationships. Other suggestions for improving the scope of educational experiences involved curriculum changes. To improve the quality of their educational experiences, the students made several recommendations to teachers about their teaching methods and about their lack of knowledge of young children's special needs.

*The Setting of Educational Services:* A majority of the students received specialized training in such areas as physical or rehabilitation therapy, Braille, or mobility skills in addition to a regular school education. These services were located in hospitals, rehabilitation schools, summer camps and evening schools. Most of those who used the specialized services limited their positive evaluation to remarks about the practical help in making physical adjustments to their special needs. On the other hand, they had plenty of comments about the negative aspects of these specialized centers. First of all, they criticized the staffs' lack of personal concern; they didn't like "being lumped with others" - children with emotional as well as various physical problems frequently followed the same program. Furthermore, independence and maturity were sometimes actually hindered by strict rules about social contacts and movement within and outside of these specialized centers. One student remarked, "Although independence was given a good deal of lip service, very little was practiced." They also complained about the rigid or limited course work; either the program did not apply to a particular need (perhaps the result of a wrong diagnosis?) or "you did not have a wide variety of choices to give you a chance to know what you could do."

These negative comments do not mean that specialized programs have no place in the educational outlook for students with special needs. Rather, they suggest ways for improving the quality and even changing the nature of some specialized training experiences. The students suggested these experiences would be more beneficial if the programs increased opportunities for independence and for social and emotional development. The students also recommended that teachers and administrators listen to their pleas for more voice in planning their curriculum, especially in regard to adjustment problems, and for more relaxed, personal contacts in general between teachers and students and among the students themselves.

In any case, eighty-six percent of the students preferred a regular public school setting to a self-contained educational program (including only students with special needs) for a number of reasons. Most frequently they stressed that it was "important for those with special needs to learn to deal with the real world and for others to deal with them;" they believed that "integration was more psychologically healthy for all involved." They felt the public school setting was the best place for social and psychological development. Although they did acknowledge students with very severe problems, who might create distractions in classroom operations, should be restricted to some degree from a regular classroom, for most of the students even a compromise of part-time placement in a regular class and part-time placement in a special class "broke up the stability" of their education. Many also objected to the stigma of attending a special class, of making a

child "pay for time-out in a resource room with a loss of activities the child has been relating to."

The preference for attending a regular school is not too surprising when one considers that sixty-four percent participated in activities with siblings and/or normal peers while growing up in neighborhoods. Frequently these students thought of themselves as normal, which might seem self-deceptive, but what they meant was "I know my limitations, but I just thought I could do most anything others could."

*Improving the Scope of Educational Experiences - The Psychological Component:*

1. Student Self Concept: The students' desire to adjust socially and psychologically as well as physically to their special needs and "to do most anything others could" became a theme in their responses to questions about their self-images, the positive and negative aspects of their school careers, their suggestions to other children with special needs, the attitudes of peers and their relationships with their families. They appear to want additional help with this social and psychological aspect of their lives. For example, when asked about their biggest adjustment, the students most frequently mentioned "developing a positive self concept" or "acquiring knowledge about oneself, one's problem and how to deal with it." This usually included "accepting the limits of one's handicap" or "adjusting one's self-expectations." Although one-third of the students were unable to see how they might have been more adequately prepared for this adjustment, others suggested that "having counselors in school [both primary and secondary] who were aware and trained to discuss the needs of handicapped students" would have helped. They wanted someone to advise them how to develop "coping skills" such as an ability to deal with teasing and name calling, someone to point out and reinforce their strengths and abilities. Others suggested that "there should have been some 'no-holds barred' discussions of what we might experience [e.g., social problems, the likelihood of associated illnesses]."

The psychological pains of these adjustments and their need for help in being comfortable with others became even more apparent in their childhood images of themselves: introverted, shy, inferior, (frequently associated with being overweight or short), nervous, over-assertive or over-compensatory ("I was very studious" or "I thought I was much better than anyone else."). Although one-half of the students managed to change their self-image by maturity and/or by assuming more independence from their families and more control over their own lives, many also found social contacts, people with whom they could talk, were helpful in changing this negative self-image. It was not surprising then, that almost one-half of the students enumerated friendly, understanding, helpful teachers among the most positive aspects of their school career, while another one-third advised, "be yourself," "accept your strengths and weaknesses" and "don't be ashamed of being different" in the classroom.

2. Community and Peer Attitudes: Unfortunately, the development of a positive self concept was not entirely furthered by the students' relationships with their peers and the community in general. Although thirty-nine percent described the reactions and attitudes of their peers and siblings as sympathetic, helpful or accepting, another thirty-six percent described

them as uncomfortable, distant or misunderstanding and eighteen percent complained of teasing. Social relationships could be and were often awkward: "my friends didn't know how to handle me in a social situation" and "being able to do things on my own was very important when I started to want to date. There was no casual way to go about it. The dating mechanism was very difficult to arrange in all its phases." A difficult stereotype to fight was "the idea that if one is disabled, there is no chance for a loving relationship between two people of the opposite sex." The typical reaction to one student's dating was "the girl was doing me a favor." Even before the dating age, peer or community understanding was a greater barrier than architecture: "parents of normal children did not want their children to play with us because they thought their own children might catch some type of disease or play too rough with us." Actual teasing began at an early age and usually dropped off by high school. Again, this seemed to be the result of a lack of understanding: "people looked at me funny or talked behind my back," "they played tricks on me if I didn't know something" or they used names ("Hoppalong Cassidy") or made the child a scapegoat for gang activities. The students suggested a number of ways for handling this teasing: "ignore it," "don't take yourself too seriously," "be open and not uptight," "laugh a little" or "don't be afraid to answer questions about your problem." This hindsight could be a real boost to a young child attending elementary school.

3. Family Attitudes: Since the parents were identified as the most important influence in helping the students (sixty-one percent) deal with their special needs, the family should certainly be considered within the scope of important educational experiences. Students frequently (one-third) described their families as helpful when they did not overprotect their child, but instead encouraged his/her independence and participation in social life. A blind student remembered his parents' support in his learning how to ride a bike, and a quadriplegic (person with paralysis in all four limbs) recalled with pride her parents' letting her go to the beach with a friend. Closely associated with this parental attitude was their encouragement of strengths and reinforcement of confidence and determination. One student even remarked that her father "gave me a good kick when it was needed and wouldn't let me loaf."

While the family, especially the parents, remained a strong positive influence on the students' social and psychological development, it could also pose problems. It was in this area that family attitudes could have improved. Forty-six percent complained that their parents were over-protective: "they protected me from friends who wanted me to go out," or "I had to prove myself each time I wanted to try something which involved physical activity." Frequently parents kept their children close to home (e.g., no crossing the street to play or going to Boy Scouts) out of fear of physical or emotional injury. Other students complained that their parents pushed them too hard, were overeager for their children to demonstrate their strengths as compensation for their weaknesses. Expecting too much and making a child work too hard when he or she was young, led to the older student worrying "about failing my parents because they put me on a pedestal." The students needed help in handling these parental attitudes either from friends or counselors with open ears.



In summary, the social and psychological problems which the students encountered in developing their attitudes toward themselves and their relationships with their peers and families indicate a need for improving the scope of their educational experiences. A psychological component could be expanded in a number of ways: 1) by reinforcing the students' preference for a regular school setting as much as possible, 2) by increasing the number of school psychologists or counselors and giving them opportunities to become more familiar with the problems of children with special needs, 3) by initiating in the schools new methods of dealing with problems involving these children, 4) by providing specific instruction for all public school children on interacting with children who have special needs. Mainstreaming has already begun the first step, but teachers involved have been asking for opportunities to improve their knowledge of ways to deal with these special children. As will be later indicated, students with special needs themselves have considerable advice for their teachers, families and friends. The students have also stressed their desire to have someone to talk to - teachers, counselors or friends; at least thirty-five percent did find professional, psychological help that influenced them in dealing with the problems associated with their special needs. Perhaps more counselors or teachers could have helped if they had better understood the nature of these students' special needs. Finally the students themselves have suggested at least two ways of dealing with their special problems: 1) give the older students with special needs opportunities to talk with the younger children about their problems, and 2) give the children with special needs opportunities for 'no-holds barred' discussions with each other and with their normal peers.

*Educational Experiences: De-Institutionalizing Specialized Training:* The practical information the students gained from their specialized educational settings could be provided in other settings. A number of students attended summer camps or college preparatory programs like Early Bird for the blind. Perhaps similar programs could be started in the public schools to better prepare them for regular school attendance and to familiarize them with the routines and coursework.

*Educational Experiences: Sports and Other Recreation Programs:* Participation in sports and other recreation programs was a problem for many of the students with special needs. Thirty-six percent of them described these programs as "limited," "inappropriate," or as "emphasizing my weakness," certainly one of the most negative aspects of their school careers. Social problems arose because of enforced participation: "I was always the last one to be picked." If sports and other recreation programs were mentioned by forty-three percent of the students as a barrier to their participation in activities with siblings and normal peers in their neighborhood, it seems unreasonable to enforce their participation in school physical education programs as they exist. Perhaps such programs could be restructured to avoid some of the personal embarrassment they create and to teach skills to children with special needs which would eliminate some barriers in the neighborhood.

*Improving the Quality of Educational Experiences:* The reports from the students demonstrate the need for improvement in the social and psychological

aspects of their educational experiences. They also provide suggestions directly to teachers of young children with special needs which could improve the quality of the child's education. They suggest that a teacher should 1) have a good knowledge of a child's diagnosis and of goals and strategies for educating him/her, 2) give individual attention or observe what the child needs and can do, and avoid, 3) singling out the child or letting him/her use the handicap as an excuse for poor work. In general the students have recommended increased sensitivity and imagination, as well as a basic knowledge of special problems and methods of overcoming them. One student advised the teacher to "look at patterns of strengths and weakness and use common sense and creativity to emphasize the strengths." Another blind student suggested a slightly different tact: "work with the child to find different ways to do the same things as others." The student meant not only the use of tape recorders and large print books in the place of traditional textbooks, but also avoiding frustrating classroom techniques such as the teacher's saying "this" rather than the subject itself, writing material on the board without reading it aloud or explaining it, using purple ditto sheets or mimeograph paper which is difficult enough to read for students without visual problems, failing to break down steps in the explanation of a problem or allowing too little time to complete an assignment. To some teachers who observe a child and become aware of his or her special needs, these techniques may seem obvious, but most teachers will need to consult with the child, his parents and other teachers trained in special education. As part of this individual attention, several students also advised the teacher to "encourage self-reliance, independence, and self-sufficiency" and not to "underestimate what the child is capable of doing." This kind of attention also means not treating the child like a baby, "doing special things that I really don't want done." By treating the child more like anyone else in the class, he/she will feel a part of the group and probably the less frequent victim of teasing and name-calling.

This advice to teachers of young students is all the more significant if it is noted that forty-six percent of the older students rated friendly understanding and helpful teachers who use appropriate techniques as one of the most positive aspects of their school career.

In conclusion, it seems that adults who have been generally successful in the educational system have many good insights and ideas for improving that system. Their suggestions for optimally using both residential programs and mainstreaming, for increasing the psychological and emotional component of their own, their peers' and their families' education and for improving the quality of their classroom environments deserve careful consideration from educators and other professionals working with these people. Perhaps if we seriously consider and try to implement some of the suggestions made by these "consumer experts," the quality of the educational environment might be significantly improved and enriched for all students.

*NOTE: The research was supported in part by U.S. Public Health Service, Maternal and Child Health Project 916, Grant HD-03110 from the National Institute of Child Health and Human Development, and Grant G00-75-00237 from the Bureau of Education for the Handicapped.*

*Ms. Raper is a research assistant and Dr. Mesibov and Dr. Turnbull are Assistant professors at the University of North Carolina at Chapel Hill.*



### PARENTS AND THE GIFTED HANDICAPPED CHILD

If a child lives with pity, he looks down upon himself;  
If he's placed upon a pedestal, he looks down upon the world.  
If a child's strengths are noted, his limits seem less binding;  
If his special needs are met, then his talents flourish well.  
If a child is set apart, he feels different and alone,  
If his difference is accepted, he has freedom to belong.  
If a child is given challenge, he can savor his success;  
If his worth is in his person, to success he's not a slave.  
It's the giving and receiving that makes the child grow strong  
As a valued human being, that is different, yet belongs.

Dorothy P. Cansler

In an effort to explore the needs and roles of parents in facilitating the optimum development of the gifted-handicapped child, members of the project staff reviewed some literature, and interviewed parents of gifted-handicapped children as well as gifted-handicapped adults whose graduate degrees and professional accomplishments indicated their superior ability. Some fifteen persons were interviewed with a semi-structured format which enabled them to address similar issues while also permitting individual emphases to emerge. The handicapping conditions included blindness, deafness, bone disorders, cerebral palsy and short stature. Interviews were taped and reviewed for themes, commonalities and practical suggestions that could be useful to professionals involved with the gifted-handicapped population of parents and children.

The ensuing observations and suggestions are not presented as a full or comprehensive treatment of parent needs and roles, but as a preliminary compilation of insights gained from these initial interviews. It is anticipated that further subjects can be interviewed during the next year and that a more extensive treatment of this subject can be undertaken.

#### 1. *Parents' Needs: Professionals' Response:*

Parents have indicated a need for a clear, accurate, non-jargon interpretation of their child's developmental delay and acceleration with ample opportunity to ask questions. They want to receive direct information during the early encounter with the professional, but may also need time to assimilate the initial impact and formulate new questions as they think through the implications of the child's developmental status.

Professionals can reassure parents by recognizing the normality and appropriateness of their questions and concerns. Parents can be helped by preparing them for some of the experiences that they and/or their child can anticipate. If a child needs corrective surgery, medication, special equipment or materials, parents will welcome some information about what they may expect and also how they may prepare their child for experiences he will encounter.

Some parents have found that handicaps are equated with mental retardation in both lay and professionals' minds and have felt their child's gifts were overlooked or minimized because the handicap has taken the primary focus.

Parents have expressed a desire to have their own knowledge and information recognized as a valid source of information. It has been difficult for some parents to trust their own judgment when there is a difference of opinion, but in retrospect, experiences have sometimes shown that parents know their child's needs or capabilities better than the professionals. Parents need support in sharing and trusting their own observations and judgments.

Specific suggestions for training and managing the child give parents greater security within themselves and confidence in the professional. Such concreteness enables the parent to have a focus and purposefulness in his parent-child relationship and also strengthens the parent-professional relationship.

Parents have expressed a strong desire for very honest feedback about how their child is doing in relationship to "normal" children. Although the Helen Keller and Franklin Roosevelt stories are inspiring, some parents have expressed a desire for a realistic picture of their child's talents and the limitations which the disabilities may impose since every child will not achieve such eminence. While this can and need be only one part of a discussion with parents, their expectations of the child can be more realistic and appropriate if they are given correct information about the child's present functioning. Within this interpretation there needs to be also the recognition of the value, and positive impact the parent's and professionals' intervention can produce. The combination of realistic appraisal with recognition for past accomplishments and hopes for improvement in needed areas will likely produce the best results in parental expectations and parent child interactions.

Particularly at the preschool level, parents often need help in facilitating the child's affective as well as cognitive development. Professionals can help parents of the gifted-handicapped child see their child first as a person whose basic needs are the same as the non-handicapped and non-gifted children. Such emphasis can often assist the parent in appropriately understanding and prioritizing the child's needs and experiences.

Finally, professionals of all kinds need to be knowledgeable and creative in the use of resources and services within their geographic area. Parents often need assistance in locating the appropriate service to meet their needs or their child's needs. Such help is not only a parental expectation, but a professional responsibility which can serve to maximize both child and parent potential.

## 11. *Children's Needs: Parents' Response:*

1. *Child's Self Perception:* Of all the roles parents play in relation to their gifted-handicapped children, perhaps the primary and most crucial one is in the early establishment of the child's self image. It is the child's view of himself that either motivates positive interactions and achievements or stultifies growth and eventuates in withdrawal. A young writer with cerebral palsy says, "My physical limitations are obvious, but we're also captives of ourselves. That which is in our hearts, minds and souls can be far more imprisoning than outside obstructions."<sup>1</sup>

Because the parents' perception of the child is so likely to be the perception the child acquires of himself, parents may need assistance in examining their perception of the child and their early interaction that tells the child of his value, dignity and wholeness. One young woman described her mother's experience in helping formulate the daughter's self image, "My mother said, 'It just killed me to see you cry and to see you get all upset (when you were ridiculed as a child), but I knew I had to keep a stiff upper lip. I knew if I got upset, you'd remember that and you would automatically think that your condition was bad'."

Often the parent's own struggle to accept the disability may compound the child's difficulty in seeing herself as an adequate person. A blind social worker said, "(my visual limitation) was most difficult for my mother....she would run me from one ophthalmologist to another up until I was in high school. She was trying to find some doctor who would 'fix it'. When I reached the point of saying 'Hey, look, why don't we stop?', she accepted it."

Some parents have also played a significant role in the child's self image by valuing and attending to the child's personal appearance. "...others made fun of the way I looked, and that you can turn inward and say, 'Why am I so ugly looking?' and there goes the self image. Mother and Daddy made me look nice, clothwise and told me how nice I looked. They made me know I was good."

Parents can also help the child's self image by giving him reinforcement for his accomplishments and realistic assessments of his achievements. Two deaf persons said, "Don't lie to us about our accomplishments or we won't trust you when we later get more objective appraisals." "The important thing to make the child feel secure about himself is to tell him honestly of his level with the standards of a hearing person."<sup>2</sup>

A number of gifted-handicapped adults expressed appreciation for the way their parents understood their need for being seen first as a person with the common human needs of affection, achievement, encouragement, discipline and belonging. Such recognitions and treatment by the parents had served to reinforce the child's image as a person whose similarities to others were greater than their differences.

In recounting an episode between herself and brother, one young woman recalled a vivid experience of learning that her parents would not accept

her handicap as the cause or excuse for problems she encountered with her brother. This recognition enabled her to gain insight that her differences could not be used to expect special privilege or explain away the normal sibling rivalry. Consequently, her self-perception as a regular member of the family was enhanced.

2. *Perception of Handicaps: Chained or Challenged:* Not only do parents play a significant role in the establishment of the child's perception of themselves, the parents perception of the handicap itself figures largely in the child's attitude toward the handicapping condition. The successful adults who have seen their handicaps as a challenge rather than a deterrent to achievement have given large credit to the parents who have encouraged them to do what they could, but have not saddled them with such high expectations that the child was afraid of failure. Some failure is a part of every normal life experience. One deaf man says, "Everybody has to fail sometimes, you can't win every battle...let us lose a few battles...that's how we learn what we can do."

Since the handicaps are usually apparent before the child's special gifts, parents and others may focus on the disability and see only the child's limits. Sometimes parents may be so anxious about the handicap that they try to hide or deny its existence, thus putting pressure on the child to compensate or deny his limitations. Too often a physical disability is equated with mental retardation and the child is perceived as limited and therefore never given the opportunity to demonstrate or develop his potential.

Because the handicapped child may frequently need to accomplish tasks in a manner different from others, the child may also be allowed to create his own approach to a task. One mother of a child with foreshortened arms indicated that she had learned to simply present the task and let the child develop his own strategy or techniques for accomplishment. In addition to developing his own sense of adequacy, he usually came up with a better solution than the parents might suggest.

Anticipating a child's needs so fully or shielding him from solving his own problems may also prevent his learning how to ask for the help he needs. One young woman described the positive experience of having her parents ask the school personnel to give the child no extra privileges and leave with the child the responsibility of asking for special assistance needed.

Ridicule and reactions of others may be one of the most difficult problems a young handicapped child encounters. Parents can help their child deal with this by helping the child to recognize that all children have strengths and weaknesses and that ridicule may sometimes come from people whose feelings about themselves are shaky. Parents have also helped to prepare the child in advance for such encounters by giving them some straight forward answers that may be used to explain their condition. Giving the child the opportunity to speak for himself may give the child the assurance that they can handle these situations. "When (people asked my mother questions about me) she would say, 'She can talk, ask her.'...she made me develop my own personality by learning how to deal with it myself...which was good."

Finally, the parent may help the child to recognize that every person has some handicaps and that whether or not a condition does become a real handicap depends on the person's perspective. Society has defined handicaps, but each person chooses to permit or prohibit its becoming a barrier to their development. An orthopedically handicapped young woman says, "While we have handicaps, I'm sure that all people have them...While I have a limp, the person next to me may have a learning disability or rotten teeth...It depends on one's perception, whether or not that's a handicap."

### 3. *Perception of Gifts: Superiority vs. Service:*

Children will likely acquire their parents' attitude toward their special talents or superior ability. Gifts may be seen as a cause for superior feelings toward others or may be perceived as a means of serving and relating to others. The parents who place a gifted child on a pedestal may place the child in a lonely position which he may continue throughout life. The parents who enable their child to perceive his gifts as a source of service to others may be opening the door to a world of satisfaction and belonging. A deaf student writes, "I have a strong belief that parents must train their children in the right way when they are young. In this way, it can enlighten the child much if he knows that he can accomplish much to society."<sup>2</sup>

Several adults expressed appreciation for their parents efforts to expose them to varied opportunities. This permitted the child to develop his own interest or talents and subsequently select their own goals. The need for formulating their own life goals was mentioned as especially important. In some cases the pressure to live up to parents' goals may produce achievements, but without the person's inner satisfaction. Though the dynamics of living up to parental goals may be true for any gifted child, this may be exaggerated in the gifted-handicapped child whose parent may push the child to compensate for the disability. Pressure to achieve high goals because of the gifts as well as frustrations caused by the disability may place the child in double jeopardy by his being unable to meet the "gifted expectations" and also trying to meet "normal expectations" in the area of his disability.

Some parents have helped their child to perceive their gifts as a means of serving their disability group. One father of a deaf girl said to his daughter, "You can represent the deaf...and I'll do it with you. We have to do the best we can with what we have and I'm proud of you."

### 4. *The Child's Interpersonal Relationships: Dependence vs. Independence:*

Parents play a primary role in the development of their child's pattern of relating to others. While every child must deal with the problem of dependence versus independence, the gifted-handicapped child's adjustment in this area may be complicated by the need for certain dependencies due to the disability as well as a greater drive for independence because of his unusual gifts.

Professionals may need to be understanding of the parent that is frequently labeled "overprotective" and recognize that the fine line between doing enough or too much is hard to define. Parents may be helped to recognize the long term growth and satisfaction the child and parent experience by facilitating their child's independence. Although the daily time re-

quired in letting a child do for himself is frequently frustrating for the parent, the long-term gains may be worth the effort. One gifted-handicapped adult advised parents, "It's so much easier to do for somebody than to let them do...If a child is able...take the extra time to let him do it."

The gifted-handicapped child who may both want and utilize a high degree of independence will also need to learn to accept necessary assistance from others. The parents who give him both needed support and ample opportunity for growing independence can establish a pattern of both receiving graciously as well as seeking self-reliance. Such experiences lay the groundwork for constructive interpersonal relationships. One man with an orthopedic handicap writes, "In a funny kind of way, we find our lives only by throwing them away, by taking all kinds of stupid risks, not only to physical well-being, but also to any self-centered notion that we can somehow be independent of other men...People marvel at my "independence" completely failing to see that my independence is a by-product of acknowledged interdependence. I have achieved freedom to give what I have, because I have been willing to affirm how much others have given."<sup>3</sup>

The key ingredient to the successful handling of the dependence-independence issue seems to be the flexibility with which parents allow the child to move from dependence to greater independence. The child who is forced to remain either unnecessarily dependent or prematurely independent, may have difficulty with either or both of these relationships with others.

5. *The Child's Use of Self: Competence vs. Compensation:* One of the most frequent experiences reported by gifted-handicapped adults was that of having to compensate for their disabilities. A woman of short stature says, "I always knew I'd have to try extra hard...I knew I'd have to go three-fourths of the way to make a friend and to get a job and that I'd have to sell myself to an employer."

Parents' realistic encouragement may minimize the need for such compensation while the absence of such praise may exacerbate the problem. A young man with cerebral palsy writes, "Overcompensating and attempting desperately to prove yourself, often puts you in cold isolated confinement...I can now understand one thing that propelled me to prove things I didn't have to prove even though my parents gave me the tools to be independent, they feared to praise my accomplishments. To do so, might have given me unreal expectation and ultimately hurt or even failure. But the lack of expressed acknowledgment from them had about the same effect as too much praise...I sought achievement after achievement for their acceptance. Perhaps even when they were most proud, they feared to show it."<sup>1</sup>

The child's natural and spontaneous pleasure from achieving a sense of competence may be facilitated if the parent is not hiding the child's disability or if it has not become the focus of parental attention. Appreciation was expressed for the parents who encouraged and supported the child's acquisition of new skills as a growth experience rather than as a compensation. The encouragement of hobbies and group social activities was seen as positive parental expressions that helped give the child skills. Often the handicapped child may have limited experience in dating and relationships with members of the opposite sex and parents can help the child acquire greater social skills through groups in the home.



6. *The Child's Place in Society: Segregated vs. Mainstreamed:* As the child begins to find his place in the world beyond his home, parents play a significant role in preparing him for those encounters. In describing his parents' role in preparing him for those experiences, one deaf man recalled, "Mother said, 'Remember, no one else on this earth is any better than you are, but don't forget you are no better than anyone else.'...She did something for me and I've never forgotten it."

Early decisions about the setting for the child's education or treatment of his disability may broaden or restrict the child's options at a later time. Parents feel keenly the responsibility for such choices as are represented by oral, visual or total communication training for the deaf. Parents face a dilemma as they make choices that will determine the child's opportunities for experiencing the "real world". In commenting on their needs, two deaf men suggested that parents try to make choices that would maximize the child's options as they move through life and that the child would often need to move between the "handicapped" world and the "mainstreamed world". One said, "I think we need some time with people who share the same problems we share, I think we need some time with people who don't share the same problem we share. We need to have the opportunity when it is needed to go from one to the other. That is my concept of mainstreaming."

Parents who recognize both these needs, may be flexible in their attitude and permit the child to cross the bridge between the two worlds as he alternately or concomitantly needs support of like persons and stimulation from others.

Finally, parents may most help their child to find his way in the world by giving him a "safe" place to retreat at times as he struggles with the competition, ridicule, or frequent barriers of the so-called "normal" world. One woman described such an experience, "Home was a place that I knew I could come back to...that there would be no ridicule, no problems, everything would be nice....it would have been more comfortable to stay there than go to school...but we had to go to school. Home was a shelter, but wasn't a sheltering place."

#### REFERENCES

- (1) Houghton, J. "Profile: Conquests of a Copywriter". *Atlanta*, 16 (November 1976): 32-38.
- (2) Norris, C. (Ed.). *Letters from Deaf Students*. Eureka, California: Alinda Press, 1975.
- (3) Schoonover, M. *Letters to Polly*. Grand Rapids, Michigan: William B. Eerdmans Publishing Co., 1971.

# CURRICULUM MODEL AND DELIVERY OF SERVICES

Based on the developments of the project's planning year in identification and curriculum, a system of planning and delivery of services has emerged. Figure 1 depicts the major components, while this section further describes the many aspects of service delivery.

## *D.D.D.L. EVALUATION*

An interdisciplinary evaluation at the Division for Disorders in Development and learning is available to each child and family, either prior to admission so that the information can be used as a basis for the decision about acceptance, or after admission for program planning. Appendix J outlines the procedure followed by the evaluation.

The information and expertise found in the interdisciplinary setting has made a significant contribution to the intervention provided through the Gifted-Handicapped Program. In return for these services, the staff and students of the D.D.D.L. have had the opportunity to learn from and work with some very interesting children who, in spite of the fact they are handicapped and very young, are functioning extremely well. The staff of the Gifted-Handicapped Project and the staff of the D.D.D.L. work cooperatively, sharing responsibilities for home visits, chairing conferences, and special education evaluation so that families will receive well-coordinated services, channeled through the structure of their child's preschool program.

## *INDIVIDUAL PROGRAMS*

Based on the formal and informal assessment done throughout the screening and evaluation process, an individual program is designed for each child. The families are included in identifying goals and objectives, in providing information on their child, and in planning their own project involvement. Their participation is discussed in detail in the section on the *Family Program*.

Individual objectives are written for each child every three months based on the interdisciplinary evaluation, informal assessment relating to the cognitive component of the curriculum, and developmental assessment using the *Learning Accomplishment Profile* (including the areas of social-emotional, self-help, language, fine and gross motor). Often the objectives in these latter areas are based on both the developmental assessment and the recommendations for therapy from the interdisciplinary evaluations.

## *CURRICULUM MODEL*

The goal of the direct services to children through the Gifted-Handicapped Program is to provide a preschool program that achieves a balance between enrichment programming and remedial programming, with activities that are developmentally appropriate for preschool children. As opposed to the deficit-oriented curriculum which focuses strictly on the handicapped child's



# Intake and Service Delivery Process

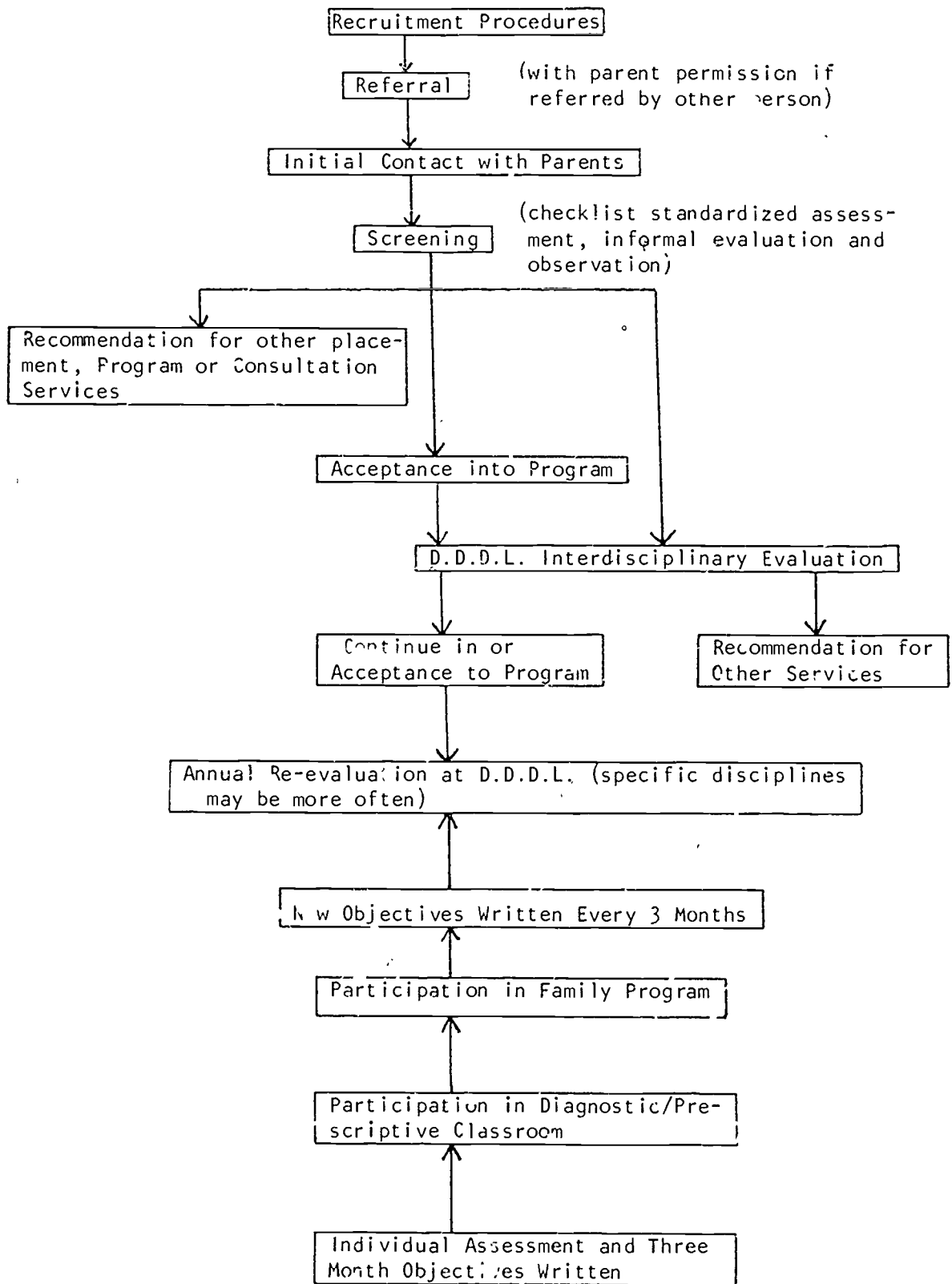


Figure 1

41

disability, the Gifted-Handicapped Program curriculum recognizes strengths as well as weaknesses.

In order to achieve this balance, the curriculum is multifaceted, designed to include three major components. Within the basic design of the *unit-topic approach*, there is a framework that allows for programming to enhance special abilities or *strengths*, and to develop *weaknesses* in other developmental areas as well.

*Unit-topic Approach:* Within the unit approach, instruction is organized around a central theme or concept. Topics may be oriented around subject matter, special events, or more general areas of study. Advantages of the unit approach are its popularity and flexibility. Many existing preschool programs organize activities within a unit framework, and will be able to select activities from the *Gifted-Handicapped Supplement to the Outreach Planning Guide*, without changing any major curriculum variables. The model demonstrates how to plan appropriate activities for gifted children within the same topics all children are studying. (See appendix K: List of Units). This approach is well-suited to both mainstreaming and individualization. One unit may last one to two weeks.

*Cognitive Curriculum Component:* The Cognitive area of the gifted-handicapped curriculum is newly-developed by the project and is an innovative approach to preschool curriculum. The term cognitive is used in a broad sense to include cognition, reasoning, language, creative thinking and many activities which may also fall in other developmental areas. The model used to specify objectives within the unit approach is based on the taxonomy or hierarchy of educational objectives developed by Bloom (1956). Previous curriculum adaptations of Bloom's taxonomy have not dealt with activities which are appropriate for the very young child. The model, adapted to the preschool level, enables programming at higher cognitive levels and insures that all activities will not be rote learning memorization at the knowledge level. A key factor in this portion of the curriculum focuses on *learning to learn* by applying and synthesizing basic information.



TABLE I

## BASIC OUTLINE OF LEVELS AND APPROPRIATE ACTIVITIES

Description of Level	Major Task	Specific Activities by Child	Specific Activities by Teacher
<p>The <i>knowledge</i> level includes activities or behaviors that emphasize recognition and recall of facts, ideas and material or phenomena. Some minor alterations of the material learned originally may be expected, (e.g., labeling of a picture as a dog even though he has never seen that exact picture before) but tasks at this level are mainly remembering information.</p>	<p>The student reproduces with little or no change, what was presented to him. Common objectives in this category are:</p> <ol style="list-style-type: none"> <li>a. stating definitions verbatim</li> <li>b. stating specific facts</li> <li>c. stating rules</li> </ol>	<p>Attend, look, listen, read, remember, recites, recognize, touch</p>	<p>Direct, give information (lecture) show information (demonstrate or show)</p>
<p>The <i>comprehension</i> level includes objectives, behaviors, and responses which represent or are indicative of understanding of a communication.</p>	<p>The student must not only repeat, but must "understand" what he has learned at least well enough to paraphrase it or state it in another form.</p>	<p>Discriminate, simple demonstration, explain information</p>	<p>Demonstrate, listen, ask questions</p>
<p>Skills at the <i>application</i> level are demonstrated by use or application of information rules, or abstractions when given a new problem in which no mode of solution is suggested.</p>	<p>The student is required to use a method, rule or principle to solve a problem. The problem must be new.</p>	<p>Solve novel problem by use of abstraction in particular and concrete situation, construct project</p>	<p>Observe, criticize, organize field trips and contests, facilitate what student is doing, help design student projects, present problem situations</p>
<p>The <i>analysis</i> level emphasizes the breakdown of the material into its constituent parts and detection of the relationships of the way they are organized.</p>	<p>The student is required to identify the component parts of a structure of a whole</p>	<p>Figure-ground tasks, find similarities and differences, uncover interrelationships</p>	<p>Probe, guide, act as resource</p>

Description of Level	Major Task	Specific Activities by Child	Specific Activities by Teacher
<p><i>Synthesis</i> is the putting together of elements and parts so as to form a whole. This is a process of working with elements, parts, etc. and combining them in such a way as to constitute a pattern or structure not clearly there before. Adds the dimensions of uniqueness and originality to previous skills of putting together elements demonstrated in comprehension, application and analysis.</p>	<p>The student must combine elements to make a unique product.</p>	<p>Form hypotheses, make discoveries and generalizations, propose new ways of doing things, produce new way of doing things</p>	<p>Analyze students work, bring in consultants, individualize study</p>
<p><i>Evaluation</i> is defined as the making of judgements about the value, <i>for some purpose</i>, of ideas, works, solutions, methods, material, etc. It involves the use of criteria as well as standards for appraising the extent to which particulars are accurate, effective, economical, or satisfying.</p>	<p>The student tells whether or not a given product meets specified criteria, or compares two products for some purpose and gives his reasoning.</p>	<p>Judges quality based on sound criteria, identifies criteria, makes firm commitment, supports or disputes ideas effectively</p>	<p>Accepts ideas, helps establish criteria for evaluation</p>

The six major classes of objectives within the taxonomy are knowledge comprehension, application, synthesis, and evaluation. Although not mutually exclusive, this ordering is somewhat hierarchical in nature, with objectives in one class being built upon behaviors or objectives in preceding classes of the taxonomy. Table 1 shows sample activities at each level. Whereas most teaching and learning at the early childhood level remains at the knowledge and comprehension levels of cognition, this component of the gifted-handicapped curriculum is designed so that within each unit, the activities move up the hierarchy as the unit progresses, so that the children have the opportunity to apply, synthesize, analyze, and evaluate the information they are learning. Not all children progress at the same rate, or as far through the hierarchy, but all children had some objectives at the levels requiring more advanced skills. Activities at the more basic levels are structured and more teacher-directed. As a student progresses past knowledge and comprehension, learning is more discovery oriented drawing on the creativity and interests of the children and making use of interest centers. Thus included in the *cognitive* area of the curriculum, based on the taxonomy, are art activities, games, and other activities not traditionally classified within the cognitive domain. One of the strong points of such a model is that it can be applied to almost any subject matter. A sample unit including some of the basic objectives follows in table 2. In the curriculum supplement, being published simultaneously with this monograph, twenty expanded units based on this model are included.



TABLE 2: SAMPLE UNIT

UNIT: TRANSPORTATION

LEVEL	MODEL OBJECTIVE	UNIT OBJECTIVE
<p>(Knowledge)</p> <p>The knowledge level requires the ability to reproduce information by recognition or recall.</p>	<p>1. The child will be able to name items which belong in the unit category, when asked, "What is this?" and shown picture or object.</p> <p>2. The child will be able to <i>repeat</i> a simple rule for classifying something in the unit category.</p>	<p>1a. Child will name items in unit category of transportation, when shown picture or object, and asked, "What is this?" or</p> <p>1b. Child will point to picture or object out of group, when asked, "Show me" or "Find the car."</p> <p>Items include:</p> <ul style="list-style-type: none"> <li>- car</li> <li>- train</li> <li>- truck</li> <li>- airplane</li> <li>- bicycle</li> <li>- helicopter</li> <li>- motorcycle</li> <li>- fire engine</li> <li>- police car</li> <li>- bus</li> <li>- motorboat</li> <li>- sailboat</li> <li>- ship</li> </ul> <p>2. The child will be able to repeat a simple rule for classifying things that belong in the transportation unit.</p> <p><i>Sample Rules:</i></p> <ol style="list-style-type: none"> <li>1. Vehicles are things you ride.</li> <li>2. Things you can ride are transportation.</li> </ol>

LEVEL	MODEL OBJECTIVE	SAMPLE OBJECTIVE
<p>(Comprehension)</p> <p>The comprehension level requires the ability to understand information demonstrated by re-organizing, paraphrasing or explaining.</p>	<ol style="list-style-type: none"> <li>1. The child will be able to explain a rule for the unit.</li> <li>2. The child will be able to demonstrate, when given a rule, understanding of a unit, by selecting those that fit within that unit.</li> <li>3. Given a simple analogy format, the child will be able to demonstrate understanding of a particular classification scheme by naming items that belong.</li> <li>4. Given a familiar member of a unit, the child will be able to show or describe how it can be used according to the rule or definition for that unit.</li> <li>5. Given familiar members of a unit, the child will be able to group items according to specified dimensions.</li> </ol>	<ol style="list-style-type: none"> <li>1. When asked, "What is a vehicle?" or "What is transportation?", child should be able to tell that vehicles are "things that you ride."</li> <li>2. When given the direction, "Find all of the things you can ride," the child will select all vehicles pictured or present.</li> <li>3. Given an analogy such as, "You can ride in a car, you can also ride in a _____," the child will supply the name of something you ride in.</li> <li>4. Given something you can ride on, child will describe or demonstrate how it can be used to take you someplace.</li> <li>5. Given a mural or drawing with sky, land (roads, etc.), and water, child will place vehicles or pictures on appropriate spaces.</li> </ol>

LEVEL	MODEL OBJECTIVE	SAMPLE OBJECTIVE
<p>(Application)</p> <p>The application level requires the ability to use (learned) information (methods, rules, or abstractions) in appropriate situations where no mode of solution has been specified.</p>	<ol style="list-style-type: none"> <li>1. Child will demonstrate understanding of a given unit by selecting out of a group of pictures or items, those that fit within the unit, with no rule given.</li> <li>2. Given an unfamiliar object that could easily fit within a given category, the child will be able to decide if it fits in that category.</li> <li>3. Given pictures of items within unit, child will be able to sort according to new and more complex dimensions.</li> </ol>	<ol style="list-style-type: none"> <li>1. Give the direction, find all the "things you can ride," the child will be able to select all vehicles out of a group of pictures or objects.</li> <li>2. When asked, "Could you ride this?" regarding unfamiliar items, child will be able to choose those that could logically be classified within the transportation items.</li> <li>3. After experience in sorting pictures of "things we ride" into basic categories (e.g., things that go in air/water/sea), child will be able to sort according to a new dimension (e.g., fast and slow).</li> </ol>



LEVEL	MODEL OBJECTIVE	SAMPLE OBJECTIVE
<p>(Analysis)</p> <p>The analysis level requires the ability to identify component parts, relationships among elements, and basis for organization of whole.</p>	<ol style="list-style-type: none"> <li>1. Given an object or shown a picture the child will be able to tell what it is about that item that makes it a member of a given category, and either <i>why</i> or <i>how</i>.</li> <li>2. The child will be able to associate or disassociate members of a category, given cues to assist in answering.</li> </ol>	<p>1. When asked, why is a bus a transportation vehicle, child will be able to give some attribute of a bus that makes it a good vehicle.</p> <p>2a. Given a picture providing cues, child will be able to answer, "How are a bus and a car the same?" (Child might be shown picture with both traveling on a road.)</p> <p>2b. In answer to a question such as, "How are a sailboat and a motorboat alike?" child will provide more detailed response, than "You ride in them both."</p>

LEVEL	MODEL OBJECTIVE	SAMPLE OBJECTIVE
<p>(Synthesis)</p> <p>The synthesis level requires the ability to uniquely organize ideas and materials or discover a unique relationship not readily apparent.</p>	<ol style="list-style-type: none"> <li>1. Child will be able to select objects of the same category, given <i>no</i> cues.</li> <li>2. Child will be able to give verbal answer to explain similarity of two items</li> <li>3. Given an unfamiliar member of a given category, the child will be able to think and show or describe a possible way to use it according to the rule for that unit.</li> <li>4. The child will produce a plan, including several steps, to decide whether something would be good to ride.</li> <li>5. Given unfamiliar materials, or familiar materials not ordinarily combined in a fixed manner, child will organize them into a unit member.</li> <li>6. Given familiar pictures of unit members child will sort into 2 overlapping categories, by placing in either Category A, Category B (a second discreet category) or the overlapping area including items with both attributes.</li> </ol>	<ol style="list-style-type: none"> <li>1a. Child will find two that are alike, given a group of pictures or objects</li> <li>1b. Child will describe why he chose them as being the "same".</li> <li>2. Child will answer, "How are a jet and a helicopter alike?"</li> <li>3. When shown an unfamiliar vehicle, child will be able to tell or show how it could be a vehicle when asked, "How could this be ridden?"</li> <li>4. Child will give at least two steps of a plan to use in deciding if something is a vehicle or not.</li> <li>5. Given materials such as wood, nails, hammer, cardboard, scissors, etc., Child will design "something to ride in".</li> <li>6. Given familiar pictures of "things to ride" child places them in hoop of things that go on land, in the hoop containing things that go fast or in the overlapping area of things that go fast <i>and</i> travel on land.</li> </ol>

LEVEL	MODEL OBJECTIVE	SAMPLE OBJECTIVE
5.0	7. Child will be able to answer questions presented in a "what would happen if....." format.	7. Child will be able to give a logical answer to questions such as:  a. What would happen if there were no boats?  b. What could happen if you combined a boat and a plane?

5.1

LEVEL	MODEL OBJECTIVE	SAMPLE OBJECTIVE
<p>(Evaluation)</p> <p>The evaluation level requires the ability to judge value for some purpose against criteria and standards, including making comparisons and stating reasons for decision.</p>	<ol style="list-style-type: none"> <li>1. Given a specific criterion, child will be able to choose best item.</li>   <li>2. Given several alternative reasons why an item might be best suited to a particular purpose, child will select an appropriate reason.</li>   <li>3. Child will give reason for his own or given selection of an item for a certain purpose.</li> </ol>	<ol style="list-style-type: none"> <li>1. In answer to questions such as the following, child will select appropriate vehicles:               <ol style="list-style-type: none"> <li>a. Which goes the fastest?</li> <li>b. Which would be best to take if you weren't able to drive?</li> <li>c. Which would be best if the whole class wanted to go to the zoo?</li> </ol> </li>   <li>2. Given a choice, child will select reason such as "because it holds many people" in answer to "why is it good to use a school bus for the whole class to go to the zoo?"</li>   <li>3. Child will give answer and logical reason to question such as "what is good to ride to a fire in?"</li> </ol>

*Developmental Objectives and Therapy:* Developmental assessment of each child was done and objectives set in all developmental areas based on the *Learning Accomplishment Profile* and recommendations for therapy from the interdisciplinary evaluation. These objectives included activities appropriate for each child based on his disability and developmental age (i.e., balance activities, self-concept activities, etc. for a blind child) in the areas of language, self-help, social-emotional, fine and gross motor. Much of the therapy was accomplished by therapists demonstrating to teachers what to do in the classroom to incorporate therapy objectives into activities. In addition, one child with cerebral palsy received individual therapy in occupational therapy, speech therapy and physical therapy. For those children who are reading, basic instructional objectives are included in this area, while many of the generalization activities were planned during group unit lessons based on the taxonomy.

#### CLASSROOMS

The two classrooms which existed in the second year utilized the curriculum in two different service delivery models, one as a daily program and one as a resource program. Both classes, however, planned similar types of activities.

*Gifted-Handicapped Class:* The class for physically handicapped children, housed in the D.D.D.L., met four days per week, Monday - Thursday, from 8:30 until 1:00. Friday was used for planning and evaluation. Class activities ranged from fifteen minutes to one-half hour, depending on the activity and the children. Although there was a normal routine and sequence, the schedule remained flexible to accommodate special activities, events, field trips, and children's varying arrival and departure times. The basic class activities and schedule is as follows:

#### Gifted-Handicapped Class Schedule

- |                           |  |
|---------------------------|--|
| 9:00 - Remedial Lesson:   | * Activities are based on the individualized educational program of each child. Require individual rather than group activities.   |
| 9:15 - Semi-Directed Play | Children continue activities from remedial lesson or select play, choosing play materials from group selected and put out by teacher.  |
| *9:30 - Opening Group:    | Song<br>News<br>Children are encouraged to tell the group about some recent event in their lives and how it made them feel.<br>Finger games, song or riddle related to unit***<br>Sequence of days events. |

- 9:45 - Unit Lesson I                     Activities related to unit-topic and based on Bloom's cognitive domain - (usually language or reasoning activity.)
- 10:00 - Gross Motor                     a) Free choice activities  
  b) Activities related to each child's IEP
- 10:20 - Snack/Bathroom
- 10:30 - Unit Lesson II                     Children again become involved in unit activities. At this time activities fall into four categories: projects, work sheets, dramatizations or art.
- 10:50 - Free Play
- 11:10 - Story and Discussion
- 11:30 - Prepare for Lunch
- (for those children who remain after lunch)
- 12:15 - Center Activities                     Some centers remain constant (reading) while others rotate with unit.
- 12:45 - Prepare for Departure  
          Free play while parents have opportunity to stop in and chat with teachers, if parents are picking children up.

\* Opening group was not held until this time to accommodate children coming from a distance, and arriving somewhat later.

\*\* Individual therapy is scheduled at varying times of the morning depending on therapist schedule, classroom schedule and whether therapy is in class or in therapy room.


\*\*\* Other activities, besides the unit lessons, are correlated with the unit.

*Gifted Head Start Resource Room:* Children selected from six centers attended the resource room two mornings each week from 9:15 to 11:30. They were transported by bus to the center where the resource room was located. Some of the children, although gifted, had some areas of delay (i.e., fine motor skills), possibly because of a lack of experience. Therefore, the curriculum approach, focusing on strengths and weaknesses, was as appropriate for this population as for the gifted-handicapped, and programming was similar to that of the gifted-handicapped classroom.

Since the Head Start gifted class was a resource class, assessment and planning and objective setting was coordinated with the child's regular class teacher as well as with the parents.

The schedule for the resource room was also flexible to accommodate special events, but generally used the following as a guide.

- 9:15 - Arrival and Breakfast
- 9:30 - Opening Group
- 9:40 - Unit Group Lesson
- 10:00 - Art
- 10:20 - Free Play
- 10:30 - Fine Motor - Writing
- 10:45 - Math (number concepts, measurement, seriation)
- 11:05 - Story
- 11:25 - Clean-up and Departure



Suggested Curriculum Resources:

An Annotated Bibliography

The focus of this bibliography is books that contain creative approaches to curriculum development, ideas for teaching, and resources for materials and activities. Although most deal with curriculum for young children, some of the methodological resources will be useful to teachers at many levels. Most of the books are not specifically written for children with handicapping conditions, but have been found to be very useful in providing suggestions for materials and activities that work well with all children or are easily adaptable. The resources are not rated within the listing, as they have all been carefully selected and judged to be excellent by the staff of the Gifted-Handicapped Project. This bibliography is an ongoing project of the Chapel Hill Gifted-Handicapped Program and is expanded as new resources are found or developed.

Blackburn, Jack and W. Conrad Powell. *One at a time all at once: the creative teacher's guide to individualize instruction without anarchy*. Pacific Palisades, California: Goodyear Publishing Co., 1976.

Practical guide for individualizing instruction through the use of learning centers, learning packages, contracts, peer teaching, scheduling, creative dramatics and educational games. Provides rationale for suggestions and worksheets and strategies for a variety of age groups. Also includes guide to resources.

Boston, Bruce (Ed.). *A resource manual of information on educating the gifted and talented*. Reston, Virginia: Council for Exceptional Children, 1975.

Directories of federal, regional, and state education agencies, parent and private sector resources. Listings of films, bibliographical resources and guides. Series of brief articles by leaders in movement for education of gifted.

Campbell, June H., Malvina P. King and Mabel Robson. *Learning Through art*. Boston, Massachusetts: Teaching Resources Corp., 1975.

Specific arts and crafts activities to develop skills in the motor, perceptual and cognitive areas. Several sets of instructions provided for each activity depending on child's developmental level and prerequisite skills.

Caplan, Frank and Theresa. *The power of play*. Garden City, New York: Anchor Press, 1974.

Thorough discussion of development and importance of play. Reviews



research on play and social development, creativity, programming play and play environments.

Carin, Arthur and Robert Sund. *Teaching modern science*. Columbus, Ohio: Charles E. Merrill Publishing Co., 1975.

Based on teaching by discovery and inquiry. Guide to questioning in instruction and guiding thinking processes. Good suggestions on use of equipment, such as Language Master, to enhance multisensory learning, on individualizing science, on creativity, and on science for the visually impaired.

Carlson, Bernice Wells. *Act it out*. Nashville, Tennessee: Abingdon Press, 1956.

Provides plays - one section for children to act, the other for puppet performances. Includes simple acting instructions.

\_\_\_\_\_. *Funny-bone dramatics*. Nashville, Tennessee: Abingdon Press, 1974.

Includes riddles, puppet jokes, skits with endings for children to create, and plays with instructions on how to recite and act each part.

\_\_\_\_\_. *Let's pretend it happened to you*. Nashville, Tennessee: Abingdon Press, 1973.

Contains eleven stories with activities for presenting creative dramatics to young children. Situations capitalize on relationship between real-life and story book people. Suggests a sequence and process for presentation of each, including introductory activities to help children identify with the feelings of the characters in the story to be read.

\_\_\_\_\_. *Listen! and help tell the story*. Nashville, Tennessee: Abingdon Press, 1965.

Good for young children and intermediate age children. Contains verses, poems and stories in which children are invited to take part by responding at the proper time with a sound, a word, a chorus, or simple activity.

Cherry, Clare. *Creative art for the developing child*. Belmont, California: Fearon Publishers, 1972.

Art for children ages two through six years. Focus is on specific activities, that can be pursued without adult assistance. A single book presents a total program including developmental sequence of skills, evaluating progress, method of presentation, rules, teacher's role, classroom environment, materials, safety precautions and many, many excellent suggested activities and uses of basic materials.

Cohen, Elaine Pear and Ruth Straus Gainer. *Art: another language for learning.*

Excellent study of art and children, art and learning, and art and school. Explores many aspects of art including art and cognition and the contribution of art activities for practicing cognitive skills - painting poetry, maps and imaginary places. Suggestions are also included on integrating art with other subjects. The importance of art for everyone is stressed with discussion of art and minority children, art and poor children, art and bilingual children, art and affluent children, art and the gifted, and art and the handicapped.

*Cricket Magazine.* La Salle, Illinois: Open Court Publishing Company.

Excellent magazine for children containing illustrated stories, poems, cartoons, riddles, activities such as crossword, instructions for experiments and crafts. Suggested for use directly by children at primary and intermediate levels, and as a resource for stories and ideas at the preschool level.

Day, Barbara. *Open learning in early childhood.* New York: MacMillan, 1975.

Basics on how to organize for effective open learning. Includes specific activities and materials for learning centers in communication, fine arts, creative dramatics, science and math, movement, outdoor play, people and places, sand and water play and woodworking. Includes a section on evaluating and record keeping.

Forte, Imogene and Joy MacKenzie. *Creative math experiences for the young child.* Nashville, Tennessee: Incentive Publications, 1973.

One of the many resources in the "Kids' Stuff" series. Suggestions for providing opportunities to use numbers in natural and meaningful settings. Activities are sequentially planned in seven areas - shapes, learning to read and write numbers, sets, size, parts of things, measuring and money.

---

*Creative science experiences for the young child.* Nashville, Tennessee: Incentive Publications, 1973.

Exercises and experiments in five major areas - living things, earth and sky, water and air, machines, magnets and electricity, and the human body. As in most "Kids' Stuff" publications, actual worksheets are provided, and a problem-solving approach is encouraged.

Furth, Hans G. and H. Wachs. *Thinking goes to school.* New York, New York: Oxford University Press, 1976.

Describes evolution of "A School for Thinking," and thinking games in eight areas including general and discriminative movement, visual,

auditory, harmonic, graphic, logical, and social thinking games. An attempt to apply Piagetian theory to school practices by providing opportunities for children to apply intellectual powers but not imposing stages or standards of performance. Finding activities which are meaningful and relevant for the child developmentally is stressed. Chapter thirteen on social thinking games makes suggestions along this line for the prereading child.

Gallagher, James J. *Teaching the gifted child*. Boston, Massachusetts: Allyn and Bacon, Inc., 1975.

Comprehensive overview of gifted education including characteristics and identification of gifted students, curriculum modifications, stimulation of productive thinking, administrator and teacher training programs, and special problems of gifted underachievers and culturally different gifted children.

Gallahue, David L. *Motor development and movement experiences for young children*. Bloomington, Indiana: John Wiley and Sons, 1976.

This excellent resource on motor development is a unique combination of theory, research, and practical application. Included is an overview of the role of movement in child development, as well as activities, ideas, movement experiences to enhance rhythmic, visual, tactile, and auditory abilities, games and an important section on the role of movement and the nature of play in preschool education. All activities are specific and list objectives.

Hopkins, Lee Bennett and Annette Frank Shapiro. *Creative activities for the gifted*. Belmont, California: Fearon Publishers, 1969.

Enrichment ideas for classroom, school and community. Most are geared toward being independent projects. Specific class "jobs," such as a town crier to advertise wonders of a particular state, roman numeral specialists, etc.

Johnson, Georgia and Gail Povey. *Metric milkshakes and witches' cakes cooking centers in primary classrooms*. New York, New York: Citation Press, 1976.

Ingenious use of cooking and a cooking center to develop motor, reading and math skills including learning new vocabulary words (foamy, smooch, etc.), increasing sensory awareness, following directions, measuring, telling time, etc. Book includes information on how to set up, equip, and introduce center.

Kaplan, Sandra. *Providing programs for the gifted and talented: a handbook*. Ventura, California: Leadership Training Institute, 1974.

For those interested in alternative models for curriculum and program design for the gifted as opposed to specific activities. Worksheets and guidelines for developing a written plan for program services for the gifted.

Kaplan, S., J. Kaplan, S. Madsen, and B. Gould. *A young child experiences*. Pacific Palisades, California: Goodyear Publishing Co., Inc., 1975

Practical ideas for creating learning environments and activities in which young children can learn by being actively involved. Organized around experiences in seven areas - teacher experiences, junk, me, talking, writing, arts, and environment. Includes sample task cards and worksheets for reproduction.

Kaplan, S., J. Kaplan, S. Madsen and B. Taylor. *Change for children: ideas and activities for individualizing learning*. Pacific Palisades, California: Goodyear Publishing Co., 1973.

Another guide for individualizing learning through use of strategies such as learning centers, independent study and effective planning. Units include alphabetizing, architecture, art appreciation, cooking, discovering a neighborhood, maps and measurement, and many others. Also includes sample worksheets. Many activities can be adapted for pre-reading population.

Lorton, Mary Baratta. *Workjobs*. Menlo Park, California: Addison-Wesley Publishing Co., 1972.

Workjobs are activity centered learning tasks, or the children's "jobs", which provide active involvement with materials as a basis for further generalizations. Areas within language are perception, matching, classification, and sounds and letters. Within mathematics - sets, number sequences, combining and separating groups, and relationships are the topics. All materials suggested are readily available and inexpensive.

Maker, C. June. *Providing programs for the gifted-handicapped*. Reston, Virginia: Council for Exceptional Children, 1977.

Surveys what has been done for the gifted-handicapped and what needs to be done based on perceptions of those who live with problems created by handicaps every day. Focuses on unique needs of those who combine giftedness and/or talent with particular disabilities. Presents an overview of issues relating to the gifted-handicapped.

Mandelbaum, Jean. "Creative dramatics in early childhood," *Young Children*, 1975, 30:2, pp. 84 - 92.

Suggestions and techniques for teaching creative dramatics to children from 3 to 7 years. Examples of helpful songs, stories and poems. It is pointed out that dramatic play, original stories, and classroom events can provide the basis for creative dramatics.

McGavack, John Jr. and Donald P. LaSalle. *Cuppres, bubbles and vibrating objects: a creative approach to the teaching of science to very young children*. New York, New York: John Day Company, 1969.

A single book which constitutes a total "package" for preschool and

primary science. No special "kits" or expensive equipment are required. Emphasizes children finding own answers, learning from own mistakes and understanding what they are doing. Filmstrips, books for children, and books for teachers are listed. Units include rock sorting, planting seeds, shapes; things that float, topology for tots, magnets and many others.

Mueser, Anne Marie. *Reading aids through the grades*. New York: Teachers College Press, 1975.

A guide to materials and 440 activities for individualizing reading activities. Begins with readiness activities. Gives specific instructions for worksheets and activities as well as a review of published reading materials including reading series, books for children and teachers, and audio materials.

Orost, Jean. *Fostering growth in mathematical skills and scientific inquiry*. New York, New York: MacMillan Co., 1970.

Practical classroom activities for building early learning centers. Includes areas of sets, recognizing geometric figures, comparison of sets, comparison of sizes and shapes, ordering, geometric figures for directions and games. Activities are sequenced with specific instructions and many are in the form of games.

Patterson, Jo. *Why doesn't an igloo melt inside? A handbook for teachers of the academically gifted and talented*. Memphis, Tennessee: Memphis City Schools.

Summary of Project Clue - Memphis' program for gifted and talented - designed to stimulate creativity and creative thinking. Used in grades 4 - 6.

Pile, Naomi. *Art experiences for young children*. New York, New York: MacMillan Company, 1973.

Guidelines for selecting art materials and experiences for young children - especially 3's, 4's and 5's. Extensive materials list and bibliography. A "total plan" for art experiences including presentation, materials, activities, age-appropriate experiences and interpretation.

Sanders, Norris M. *Classroom questions - what kinds?* New York, New York: Harper and Row, 1966.

Art of questioning and planning educational objectives is explored with the goal of developing skills in questioning for more than memory to develop thinking skills.

*Science and children*. Washington, D. C.: National Science Teachers Association.

Periodical published eight times from September through May. Articles

on science programs and activities. Always a section on early childhood. Volume 13, No. 6 in March, 1976, was special issue on science for the handicapped.

South Carolina Department of Education. *Learning centers - children alive*. Columbia, S. C.: 1973.

Basic "how-to's" in planning and using a learning center approach. Includes references and sources for materials.

Stecner, Miriam and Hugh McIlheny. *Joy and learning through music and movement improvisations*. New York, New York: MacMillan Publishing Co., Inc., 1972.

Part of *Threshold Early Learning Library*. Information helps early childhood educators to recognize and strengthen natural abilities of young children and to select and adapt familiar and new materials so that the musical arts can also support, enrich and inspire the total curriculum. Good source book for ideas and records for singing, movement, listening and music of other cultures.

Sykes, Kim, Gail Watson and Ray Menze. *Creative arts and crafts for children with visual handicaps*. Louisville, Kentucky: American Printing House for the Blind, 1974.

A practical resource guide for teaching of arts and crafts to visually handicapped children. Art activities to reinforce learning of other concepts as well as for the artistic experience.

Taylor, Frank, Alfred Artuso and Frank Hewett. *Creative art tasks for children*. Denver, Colorado: Love Publishing Company, 1970.

Multisensory art experiences for exceptional children. One task is on each page (also available on individual cards) with pictorial representation of tasks involved to facilitate use at learning centers. Directions for teachers on how to sequence and on variations.

Torrance, Paul. *Creativity*. San Raphael, California: Dimensions Publishing Company, 1969.

Part of series on early learning of children. Includes past and current investigations of creative behavior of pre-primary children. Teaching activities to encourage creative behavior are suggested. Also includes an annotated bibliography and reference list.

Van Tassel, Katrina and Millie Greimann. *Creative Dramatization*. New York, New York: MacMillan Co., 1973.

*Excellent* guidebook to stimulate creativity in young children. Sequence leads from early easy movement to characterization and play making. Includes "thinking" and "doing" activities. A special section on the senses is especially stimulating. Bibliography includes general books,

anthologies, poetry, stories to dramatize, books of music, songs and rhythm, records for movement, listening, and song, records, and filmstrips.

Vargas, Julie S. *Writing worthwhile behavioral objectives*. New York, New York: Harper and Row, 1972.

A self-instructional guide to writing worthwhile, behaviorally-stated teaching objectives in the cognitive domain. It is invaluable for teachers at all levels with a sequence of objectives for the reader to accomplish beginning with identifying behaviorally stated objectives and ending with writing a complete unit of behavioral objectives which includes "understanding," "concept formation," and "creativity."

Wolff, Sydney, and C. Wolff. *Games without words*.

Activities, presented as games, to provide experiences to foster concept development and logical thought. Games are nonverbal to provide language-handicapped children with an opportunity for intellectual growth in an area in which they are *not* handicapped. Originally developed in work with the deaf.





# FAMILY PROGRAM

The family component of the gifted-handicapped program can best be viewed by an initial examination of the overall program philosophy, specific emphasis of the family component, and the unique needs of the population served.

## PROGRAM PHILOSOPHY

As a part of an educational program with the developmental and behavioral approach, the family component has also emphasized the importance of individualization in planning for the family as well as the child. Although this project has elected a classroom model of services to the gifted-handicapped child with the family component serving a supportive and ancillary role, the project has affirmed the important, if not critical role the family plays in the child's development. Parents have been involved as a part of the assessment procedure and program evaluation as well as receiving project services.

The project program has emphasized the maximal development of the child's potential while concurrently fostering remediation of deficit areas. In like fashion, parents have also been seen as unique individuals whose strength must be utilized and whose needs must be addressed. Although the classroom orientation and curriculum have been primarily cognitive, the social and emotional development of the child has not been overlooked. Similarly, the family program has addressed itself primarily to the family's role in the child's growth and overall development, but has also looked at the family's total needs, such as health and employment, which may contribute substantially to the child's adequate functioning. These needs must also be addressed directly or by referral if the program is to help the family utilize its assets and remediate its deficiencies.

## FAMILY PROGRAM FOCUS

In addition to the orientation derived from the overall program philosophy, the family component manifests a distinctive approach. The principles of adult learning (Knowles, 1970) would indicate that the content and the extent of the adult learning should be flexible, experiential and determined by the adult's interest and motivation. Accordingly, needs assessments have been utilized to help select program content and format. Unlike the child's program which is based on the assumption that the staff's task is to transmit knowledge and skills, the family program has perceived adults as self-directed and problem oriented, and therefore capable of defining the content and extent of their own learning needs.

Because the parent is seen and respected as the repository of much knowledge and experience, the staff member is not viewed solely as a channel

for transmitting cognitive input to the parents. The staff role is seen as facilitating a climate conducive to the parent's self examination and inquiry into their expectations of the child, relationship with him, and role in stimulating his growth and development.

The parent program has stressed the value of experiential learning such as volunteering in the classroom, advisory board participation, home activities, materials development and program evaluation.

The goal for such a program orientation is therefore not the creation of a product of information for parents to acquire, but the recognition of the process of parents self-perception and identification of constructive parent-child interaction.

This project has perceived parent and teacher roles as different though complementary. Parents have been recognized as the first and natural or spontaneous teachers of their children (Schaefer, 1972). In this program, parents have been encouraged to become more aware of their daily interactions and natural opportunities to expand the child's knowledge, encourage his self esteem through positive reinforcement, and foster more abstract thinking, yet keeping an atmosphere of play and enjoyment. Parents have not been required or encouraged to do regular drills or complete specific assignments with their children. The teacher role has been perceived as the planner and implementer of structured activities that enable the child to acquire specific knowledge or skills which parents and staff have jointly set as objectives.

Parent participation in the program has not been mandatory, nor have parents had expectations placed on them. The project has encouraged participation in providing opportunities for classroom involvement as well as decision-making experiences through planning the children's objectives and working on policy on the advisory board.

#### FAMILY PROGRAM FUNCTIONS

The basic functions of the family program have been to provide:

- 1) *Supportive counseling*: The project staff has not assumed a therapeutic role with the families, but has been available to discuss concerns about the child and/or family relationships when needed.
- 2) *Liaison with the classroom*: Throughout the year there have been a variety of strategies to keep the parents informed regarding the classroom activities.
- 3) *Increase in parenting skills*: Through parent meetings, classroom observation and modeling, use of films, video tapes, and printed materials, parents have been given opportunities to examine and modify their parenting skills.
- 4) *Referral services*: Location, recruitment and utilization of

community services have enabled families to have services which are needed but not provided by the gifted-handicapped program.

5) *Advocacy and advocacy training:* Not only has the project staff been advocates for needed services, but parents have been given support in becoming more knowledgeable and effective advocates for their own children's services.

PROGRAM PERSONNEL

The program has utilized a team approach and all staff have interacted with families. The Family Coordinator, who holds the M.S.W. degree has assumed primary responsibility for planning and implementing the family program. One second year social work student has been placed with the agency three days/week for field training. She has been engaged in all aspects of the work: recruitment, program planning, videotaping, group meetings, home visits, classroom participation, and materials development. She has assumed primary responsibility for four cases which she has followed throughout the year.

DESCRIPTION OF FAMILIES

I. *Physically Handicapped:* The makeup of the population served has affected the form and the content of the family program. The gifted physically handicapped class was composed of a total of five white middle and working class families. All five families were intact with both parents in the home. Only one mother has worked outside the home. With only one exception, the families provided all their own child transportation. Most parents have had daily contact with the staff. All parents have demonstrated a high interest in their child's opportunities. Most have shown an initiative and willingness to follow through with informal home activities. The educational level varied, with two families with high school educations or less and three with college degrees, one of whom is an M.D. and another with parents holding Ph.D.'s. (See Table 1)

TABLE 1  
Educational Levels of Parents of Physically-Handicapped Class

	Less than High School		High School	College	Advanced Degrees
Educational Status	M	F	F M	M F F	F M M
Working Mother	F				

II. *Head Start:* The gifted Head Start class has been drawn from candidates suggested by Head Start teachers and subsequently evaluated by project staff. These children, though drawn from low income population, probably represent the "cream of the crop." There was one father and three father

figures or step-fathers in the homes of the seven children. Two mothers worked outside the home and one mother was a full time student. Most are living in reasonably adequate homes or apartments. They are generally neat and industrious people who through their initiative have become upwardly mobile and are encouraging education, as they perceive it to be the key to their child's escape from the limitations of their own educational and vocational experience. Table 2 shows the educational levels of the Head Start parents.

Table 2

	8th & 9th Grade		10th & 11th Grade		High School			High School & Technical
Educational Status	F	F	F	F	M	F	F	F
Working Mother						F		F

#### PROGRAM CONTENT

1. *Head Start*. The program content has varied both with individual families as well as with the two populations served. Head Start has always recognized the important role the parents play and had already involved parents in their parent program. Because the Chapel Hill Project was a supplemental program for the Head Start children and also because studies have shown the desirability of taking a home-based approach with this population (Lazar and Chapman, 1972), we adopted a home-based approach with the Head Start families. There were also efforts to involve them in both workshops and parent meetings.

*Home visits*: Before beginning home visits, each regular teacher who had a child participating in the gifted class was visited by the gifted class teacher and home visitor. The child's current performance, long range objectives and specific strengths and/or problems were discussed. Teacher impressions about the parents and their Head Start involvement were shared at this time.

The family coordinator and the social work intern shared responsibility for the home visits which were made at approximately bi-weekly intervals. A needs assessment (see appendix L) was obtained and parent concerns about their child's cognitive and affective development were solicited. The verbal commitment to becoming a participant in the program through the home visits and informal stimulation of their child was also requested. Most parents responded positively and seemed to be genuinely enthusiastic.

Although the visits were informal and open to let the parent present or discuss concerns they might have, the staff also provided some structure to help the parent receive new information and examine his/her role in their child's development.

Filmstrips and printed materials were used to assist the parent in confirming positive practices or exploring new ways they could foster their child's overall development and creative expression. Activities were brought into the home and demonstrated though no request was made for record keeping, since the parents role as an informal and spontaneous teacher of the child was stressed.

During the first visit, the important role the parent plays in helping form the child's self-concept was discussed and as a follow-up activity, duplicate sets of cards with the child's name, address, phone number, and birthday were provided so that the child's basic identifying information could be learned as a part of his beginning identity. These were used with an activity board provided for the child's home use during the year (see appendix M). Subsequent home visits have dealt with "How Your Child Learns", "Parents are Teachers", "Communicating With Your Child", "Stimulating Your Child's Language", "Managing Problem Behavior", and "Your Child's Creative Expression". Additional activity cards that enabled the child to learn colors, shapes, textures, numbers, and the alphabet were provided on subsequent visits. (See appendix M, 1-6 for outlines.)

In some of the visits the father or neighbors have also observed the filmstrips. The filmstrips provided an opportunity to discuss the content of the films as well as their own similar experiences. Parents would sometimes disagree with content of the film and this provided further stimulus for examining their mode of child management.

*Parent Newsletter:* During the last half of the year, the social work intern developed informal home activities that related to the classroom unit of study. These were distributed at two week intervals. (see appendix N.)

*Group Meetings:* Two parent meetings were held though poorly attended. During the first meeting, the curriculum content and class activity were discussed along with video tapes from the class. Orientation into the program was provided through this meeting and the home visits. The purposes of the program, the individualized approach, and the logistics of the program were explained at that time. The second meeting provided a demonstration of activities that parents can use to stimulate their child at home. Together with staff, three parents attended a 3 hour workshop on the creative use of music with preschool children.

II. *The Physically Handicapped Class:* The approach with this group has not been home based. Since these parents with one exception, have provided their own transportation, there has been regular and informal contact with the staff. The motivation, educational level and skills of these parents have been such that they could make use of other strategies.

*Orientation:* Parents were oriented to the program through intake interviews with program coordinator and the family coordinator. Prior

to enrollment or shortly afterwards, they were requested to observe the classroom through a one-way screen. During the classroom observation, the family coordinator gave basic information on the program using the classroom orientation outline. (See appendix O.) Parents were encouraged to observe as frequently as they wished and utilize the Classroom Observation Guide (see appendix P) to record their observations which could be later discussed with staff members.

Later in the year the social work intern developed a parent manual (see outline, appendix Q) which was given to parents of the physically handicapped class. This can be easily modified for initial orientation of parents enrolled at a later date.

*Needs Assessment:* A Needs Assessment (see appendix L) was used with parents to determine their priority of content areas as well as format for meetings. The Parent Priority of Child Skills (see appendix R) was used to provide parents an opportunity for input into the objectives set for their child.

Parent areas of greatest interest were used as content for parent meetings and materials distributed. Interest areas receiving highest priority are listed below:

1. Understanding the needs of the gifted-handicapped child
2. How children learn
3. Ways to stimulate my child's vocabulary
4. Information on my child's handicapping condition
5. Ways to stimulate creativity
6. Becoming an effective advocate for my child's services

In response to the Parent Priority of Child Skills, with one exception, parents did not respond with specificity to the request for skills they wanted their child to attain.

*Parent Teacher Conferences:* Within the first three weeks, parent-teacher conferences were held to establish jointly selected objectives. These were based on parent priorities and the child's present performance on the *Learning Accomplishment Profile*. Such conferences were held twice at later intervals when new objectives were set. Subsequent additional conferences have been individually arranged at home with one set of parents whose transportation was provided by another source, and whose work schedule and family responsibilities were extremely heavy.

*Meetings:* Although the group was small and attendance limited, there were six meetings which included an initial orientation to the program with videotapes of the children. Subsequent sessions dealt with "How Your Child Learns", "Creativity", "Advocacy", "Sibling Rivalry", "PL94-142". Films and filmstrips and some guest leaders were used to stimulate discussion. Printed hand-outs of information and magazine articles relevant to the subjects were distributed.

*Printed Materials and Library:* Because this population utilized reading materials more easily, materials were periodically given to the parents about their child's specific disability, current legislative issues or parenting skills. The project library composed of parenting books, as well as some children's books, was developed early in the fall. Some toys were also loaned from the classroom supply on a rotating basis.

*Home Activities:* A graduate intern with the program began developing informal home activities that provided parents an opportunity to extend the child's classroom learning into the home (see appendix S.) Availability of materials, use of the everyday natural teaching opportunities, and consideration of the home routine characterized these activities. These were distributed bi-weekly to the parents.

*Classroom Participation:* All parents have been given opportunity to participate in the classroom. Only one has elected to be a regular weekly volunteer. Help with field trips and preparation for Thanksgiving dinner in the classroom as well as Christmas and Birthday parties have enabled all parents to have some involvement.

*Parent Bulletin Board:* A bulletin board for posting notices, news items of interest, workshops and conferences, materials available for ordering, cartoons on childcare, and pictures, has been maintained outside the classroom during the year.

### III. SOCIAL SERVICE AND COMMUNITY RESOURCES

The family services coordinator has provided traditional casework services as needed and referral or liaison with other community agencies. The family coordinator has provided liaison with the family around the evaluation and treatment of the children in the physically handicapped class. The small number of participants and the informal contact has permitted counseling with the families.

Transportation funds have been secured from the public schools and Easter Seals. Volunteers located through the Red Cross and churches have assisted with transportation when parents have been unable to make this provision. Personnel and materials have been secured from learning institutions in North Carolina and TADS. Department of Social Services, churches, and university and college facilities have also provided resource materials and personnel.

Volunteers to assist the specific development of individual children's talents in the Head Start program were recruited through the Volunteer Service Bureau, the Arts Council, and Hillside High School. Individual music lessons were arranged for two of the Head Start children and one volunteer gave art lessons to the group of Head Start children.

### IV. PROGRAM EVALUATION

Since the family program focus and content has been in the process of development during this year, the evaluation will be limited to the Parent Satisfaction Questionnaire (see appendix U,V).



In the coming year, it is anticipated that the program can be evaluated by means of a pre-post assessment of the parent/child interaction since this is the target for the parent program intervention strategy. Appropriate scales for such evaluation are currently under consideration.

#### REFERENCES

- Knowles, M. S. *The Modern Practice of Adult Education*. New York: Association Press, 1970.
- Lazar, J. B. and Chapman, J. E. *A Review of the Present Status and Future Research Needs of Programs to Develop Parenting Skills*. Washington: Social Research Group, George Washington University, 1972.
- Schaefer, E. "Parents as Educators; Evidence from Cross-Sectional, Longitudinal and Interventions Research." *The Young Child: Reviews of Research*, Vol. 2, edited by W. W. Hartup. Washington: National Association for the Education of Young Children, 1972.



# EVALUATION

The Gifted-Handicapped Project has attempted to evaluate its program in a way that would provide meaningful information and feedback to project staff, parents and children, and to target audiences. This has not been an easy task with the small and very unique population served by the project. This section will identify the questions focused on by the on-going evaluation. Although there is not total distinction in practice, the programs for children and for parents are discussed separately.

## FOR CHILDREN

- How accurate were casefinding procedures?
- What was the pattern of change for each individual child?  
(Case study approach)
- What were the characteristics of children referred to the program?
- Do children in program progress toward placements in less restrictive alternatives?
- As reflected in activities at different levels of hierarchy, what represents a good balance of structured vs. independent activities?
- Is there an increasing trend in activities based on higher levels of cognition as participation in program progresses?  
(i.e., Does child move more rapidly through basic information?)

*Casefinding:* As reported in the section on recruitment, the percentages of appropriate referrals based on the training provided for recruitment were sixty-one percent in 1975-76 and seventy-four percent in 1976-77. This is much higher than the accuracy of teacher referral shown in previous studies. Based on this information, the project will continue to provide information and guidance in identification to those people who have contact with young, handicapped children.

*Individual Change:* Probably the most important philosophical issue in the evaluation of the project, lies in the focus on individual, rather than group data and the case-study approach. Taking into account the guidelines for identification, the varying handicaps and age range, and the small population, it was seen as inappropriate to attempt to evaluate group change based on the use of uniform, standardized measures or to compare results. Therefore, as much information as possible is collected on each child. In addition, group data was also collected on the curriculum to examine the general trend of activities.

Within the case study, the areas were chosen to highlight the most important aspects of the children with regard to the program goals. The case study served as an outline for collecting information. As the project continues to meet its objectives, the outline is revised with regard to

information collected. For instance, it is anticipated that during the third year of the project, interactive strategies to facilitate creative behavior, question asking, and problem-solving skills in the classroom and home will be studied, thus requiring observation and data collection of interaction between teacher and child and parent and child. The following is a brief description of the areas of focus of the case study, and a sample is included in the appendix (see appendix T).

*Case Study Format*

1. Background - Family background including composition, social characteristics, extended family, impact of child on family.
2. Description of child - physical and psychological
3. Assessment information - including reasons for inclusion in program
4. Social behavior - evidence of giftedness, creativity, problem solving skills, imaginary play, self-concept, independence, moods, peer relationships, communication
5. Classroom activities - curriculum data, classroom program
6. Family Participation - satisfaction, prior involvement, contents of meetings, amount, skills acquired

Along with the descriptive data, standardized test scores, developmental data, and records of objectives achieved, are kept for each child. Table 1 shows the pre and post-testing information on each child enrolled in the program. Since many of the children began the program demonstrating skills above their chronological age, it is difficult to assess what meaning to give their current rate of development. Since there are no norms for the rate of development of gifted children at different ages, more data is needed before any interpretation can be given to rate of development.

Currently the development of an informal evaluation based on the curriculum is being explored, and will probably be field tested during the third year. This will provide a third measure of progress related directly to the skills taught in the program, and will be used as an assessment tool.

TABLE 1  
Individual Test Data

Child #: (Blind)

Testing Instrument	CA	Pre-Test Results (developmental age)	CA	Post-Test Results	Time Lapsed	Change
LAP*	25 mos	GM 27 mos. FM 24 mos. Lang 33	32 mos	GM 33+ FM 33+ Self Vocab 33 Soc 33+ Lang 33+ Cog 33+	7 mos.	+6 +7

\*Infant LAP used and ceiling reached in many areas during post-test

Child #2 (Visually Impaired)

Testing Instrument	Pre-Test		Post-Test*			
	CA	Results (developmental age)	CA	Results	Time Lapsed	Change
LAP	25 Mos.	GM 26	38 Mos.	GM 48	13 Mos.	+22
		FM 26		FM 48-60		+22
		Soc 28		Soc 60+		+36+
		SH 25		SH 36-48		+11+
		Cog. 34		Cog. 60-72		+26+
		Lang. 34	Lang. 72	+38		
PPVT (Peabody Picture Vocabulary Test)	27 Mos.	43 Mos.	38 Mos.	61 Mos.	11 Mos.	+18Mos.
Leiter International Performance Scale		Not used as pre-test since extent of visual disability not known at time and Appropriateness of instrument was questionable	38 Mos.	60 Mos.		

Child #3 (Visually Impaired)

LAP	36 Mos.	GM 30	48 Mos.	GM 36	12 Mos.	+ 6 Mos.
		FM 30				+18
		Soc -		Soc 60		
		SH -		SH 35		
		Lang. 33		Lang. 48		+15
		Cog. 36	Cog. 48	+12		
Merrill Palmer Scale	34 Mos.	36 Mos.	48 Mos.	48 Mos +	14	+12 Mos.

\*Post-testing done during period where performance was being affected by adjustment to seizure medication. Motor performance was particularly effected.

Child #4 (Severe Athetoid Cerebral Palsy)

Testing Instrument	Pre-test		Post-Test		Time Lapsed	Change
	CA	Results (developmental age)	CA	Results		
Test for Auditory Comprehension of Language (carrow)	5-7 (67 mos)	6-3 (75 mos)	7-0 (84 mos)	6-9 (81 mos)	17	+ 6*
PIAT (Peabody Individual Achievement test)			7-0 (84 mos.)	5-5 (65 mos.)		
			<u>Area</u>	<u>Grade Equiv.</u>	<u>Age Equiv</u>	
			Math	0.4	5-5	
			Reading	1.2	6-3	
			Spelling	1.4	6.6	
LAP**			84 mos.	72+(in items not physically possible)		

\*Ceiling of test is 6-11 so may not give accurate assessment at limit.

\*\*Ceiling 72 months.

Child # 5 (Head Start)

Testing Instrument	Pre-Test		Post-Test		Time Lapsed	Change
	CA	Results (developmental age)	CA	Results		
Test for Auditory Comprehension of Language (Carrow)	3-9 (15 mos.)	3-6 (42 mos.)	4-3 (51 mos.)	6-1 (73 mos.)	6 mos	+31 mos.
Leiter	3-9 (45 mos.)	5-3 (63 mos.)	4-4 (52 mos)	5-9 (69 mos.)	7 mos.	+17 mos.

Child #6 (Head Start)

Testing Instrument	Pre-Test		Post-Test		Time Lapsed	Change
	CA	Results (developmental age)	CA	Results		
Test for Auditory Comprehension of Language	4-3 (51 mos)	4-0 (48 mos)	5-1 (61 mos)	6- (81 mos.)	6 mos.	+33 mos.
Leiter	4-4 (52 mos)	5-0 (60 mos)	5-2 (62 mos)	5-6 (66 mos.)	6 mos.	+ 6 mos.

Child #7 (Head Start)

Testing Instrument	Pre-Test		Post-Test		Time Lapsed	Change
	CA	Results (developmental age)	CA	Results		
Test for Auditory Comprehension of Language	4-6 (54 mos)	5-3 (63 mos.)	4-11 (59 mos)	6-9 (81 mos.)	5 mos.	+18 mos.
Leiter	4-6 (54 mos)	5-3 (63 mos.)	4-11 (59 mos)	6-0 (72 mos.)	5 mos.	+ 9 mos.

Child #8 (Head Start)

Testing Instrument	Pre-Test		Post-Test		Time Lapsed	Change
	CA	Results (developmental age)	CA	Results		
Test for Auditory Comprehension of Language	4-2 (50 mos)	5-0 (60 mos.)	5-1 (61 mos)	6-7 (79 mos.)	11 mos.	+19 mos.
Leiter	4-2 (50 mos)	5-6 (66 mos.)	5-0 (60 mos)	6-0 (72 mos.)	10 mos.	+ 6 mos.

Child #9 (Head Start)

Testing Instrument	Pre-Test		Post-Test		Time Lapsed	Change
	CA	Results (developmental age)	CA	Results		
Test for Auditory Comprehension of Language	5-0 (60 mos)	6-4 (76 mos.)	5-7 (67 mos)	6-9 (81 mos.)	7 mos.	+ 5 mos.
Leiter	5-0 (60 mos)	5-0 (60 mos.)	5-8 (68 mos)	5-9 (69 mos.)	8 mos.	+ 3 mos.

Child # 10 (Head Start)

Testing Instrument	Pre-Test		Post-Test		Time Lapsed	Change
	CA	Results (developmental age)	CA	Results		
Test for Auditory Comprehension of Language	5-11 (71 mos)	6-7 (79 mos.)	6-3 (75 mos)	6-9 (81 mos.)	4 mos.	+ 2 mos.
Leiter	5-11 (71 mos)	5-9 (69 mos.)	6-3 (75 mos)	6-3 (75 mos.)	4 mos.	+ 6 mos.

Child #11 (Head Start)

Testing Instrument	Pre-Test		Post-Test		Time Lapsed	Change
	CA	Results (developmental age)	CA	Results		
Test for Auditory Comprehension of Language	4-8 (56 mos)	6-5 (77 mos.)	5-6 (66 mos)	6-10 (82 mos.)	10 mos.	+16 mos.
Leiter	4-8 (56 mos)	5-10 (70 mos.)	5-7 (67 mos)	6-6 (78 mos.)	11 mos.	+11 mos.

*Characteristics:* Table 2 lists the frequency of the handicapping conditions within the population receiving direct services from the project. Within each category, there have been children with mild to moderate disabilities, and some with severe handicaps. The children from Head Start qualified for inclusion because of their exceptional ability in spite of the economic or experiential deprivation they have experienced, however, the population served by the project in the third year will only include children with physical disabilities.

Of the behavioral characteristics attributed to children referred and accepted by the project, the following are the most frequently mentioned:

1. Ability to learn rapidly
2. Ability to learn or develop alternate ways of doing tasks to compensate for handicaps
3. Extremely observant
4. Self-motivated to learn
5. Long attention span

The children ranged in age from two and one-half to seven with most children between the ages of three and six years.

TABLE 2

Frequency of Handicapping Conditions Within Population Served by Project

	1975-76	1976-77
Visually Impaired	2	3
Hearing Impaired	2	0
Spina Bifida	1	0
Cerebral Palsy	3	1
Economically Deprived (Head Start)	3	7

\*Does not include children receiving consultation or evaluation services.

For many of the children, participation in a program that focused on strengths and skills, even though it was a program for the handicapped, became a transition to enrollment in a regular school or preschool program. Table 3 shows the movement of children to less restrictive placements after their participation in the Gifted-Handicapped Program.



TABLE 3

Movement to the Least Restrictive Alternative (includes all children who have participated in project.)

Placement	Number of Children in Each Setting		
	1975-76	1976-77	1977-78
Regular Public School Class		1	8
Public School Class with Resource Services		2	5
Special Class in Public School		1	1
Regular Preschool			2
Head Start or other Day Care	7	7	3
Preschool Program for the Handicapped	5	4	1
Special School (in community)	2	2	
Developmental Center	1		
Residential Setting			
Home (no services)	2		

*Curriculum:* Until an evaluation or assessment instrument is developed that relates directly to the skills focused on in the curriculum, two procedures are used for measuring children's progress: pre-post use of standardized tests and records of the objectives each child accomplishes at each level within the curriculum. Objectives recorded in this system reflect the activities in a child's total program.

A major goal of the program was to develop a curriculum that would provide more than just learning of facts and memorization at the preschool level. The goal was to be able to include creative problem-solving activities in addition to providing basic information and experiences necessary to build on. As the year progresses, the data collected on the curriculum tend to show an increasing trend in the percentage of activities at the higher level especially in synthesis and evaluation. Because children attended for different amounts of time and were at varying developmental levels, no data was collected regarding the rate of progression through a unit's activities. However, since the curriculum records show that the activities at the highest levels increased steadily throughout the year, it is likely that the children were progressing through the more basic skills more rapidly and more were participating in more independent and advanced activities. Percentage of activities at each level for individual children and for the total program are represented in Figures 1 - 12.

Percentage of objectives completed at each level within curriculum for first second, and segments of the third year.

Figure 1

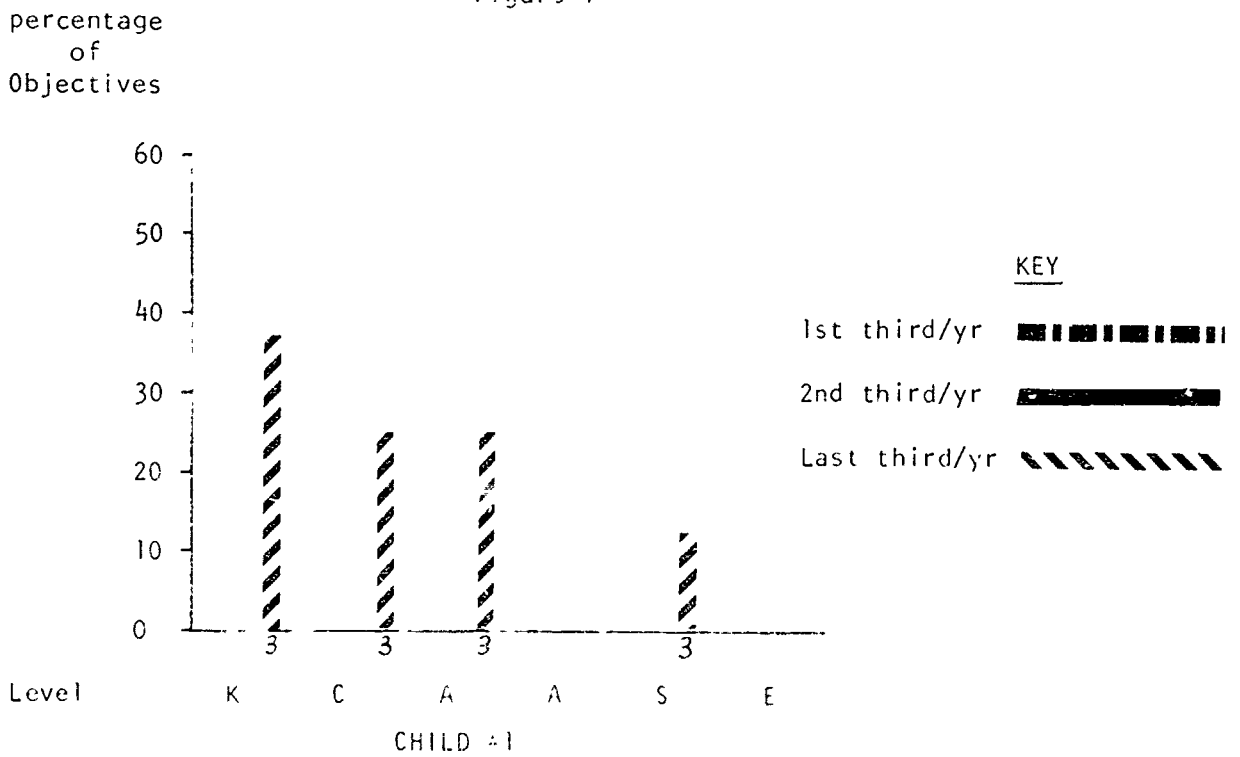


Figure 2

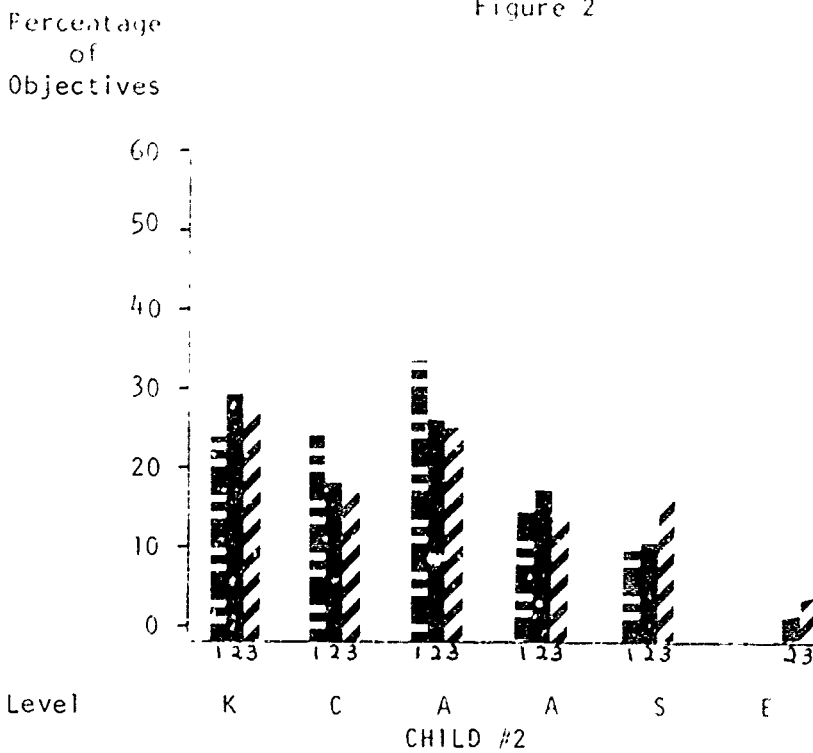
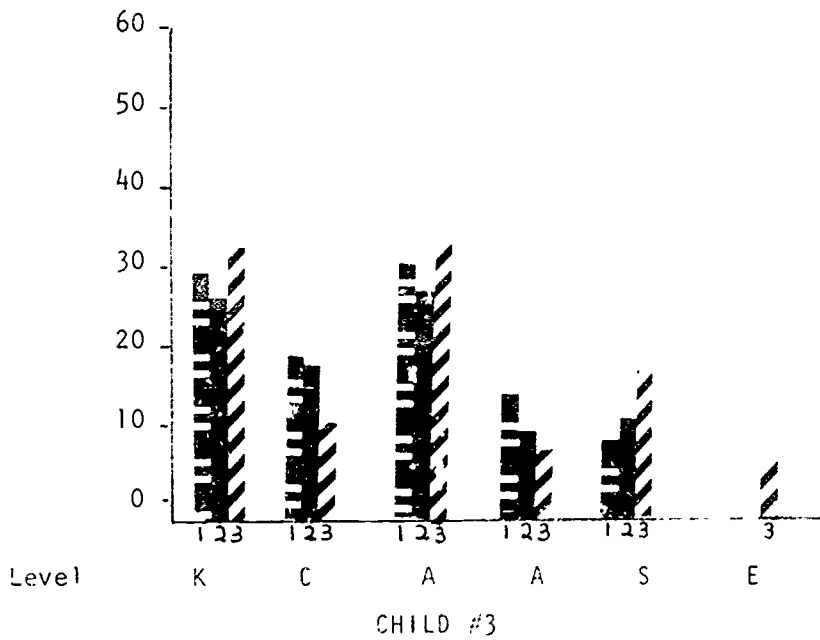


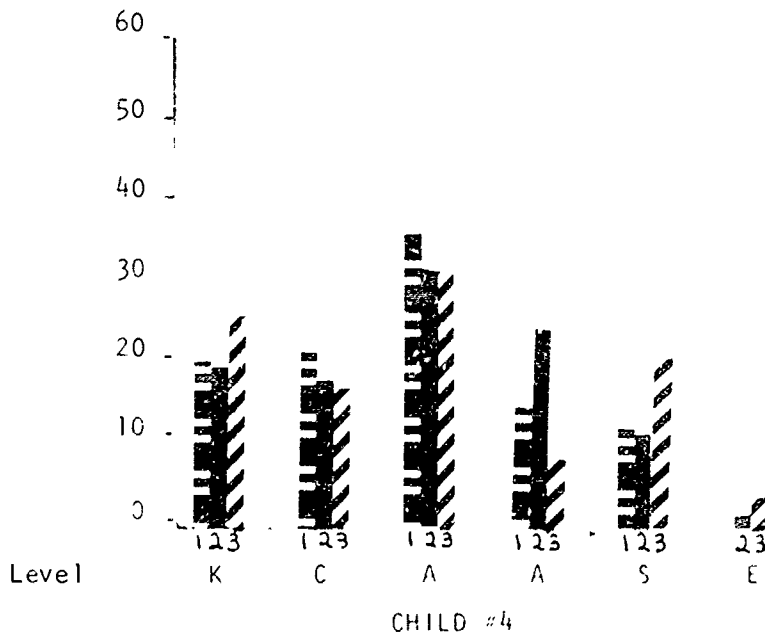
Figure 3

Percentage  
of  
Objectives



Percentage  
of  
Objectives

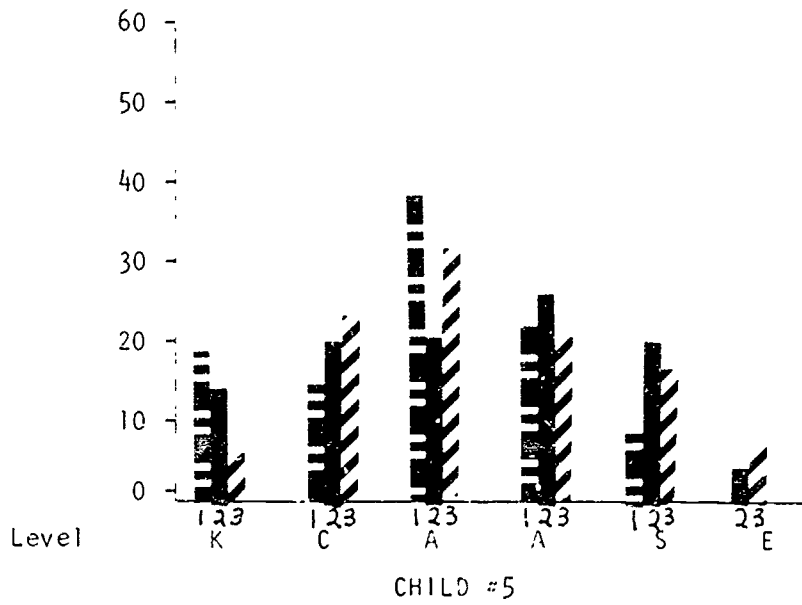
Figure 4



91

Figure 5

Percentage  
of  
Objectives



Percentage  
of  
Objectives

Figure 6

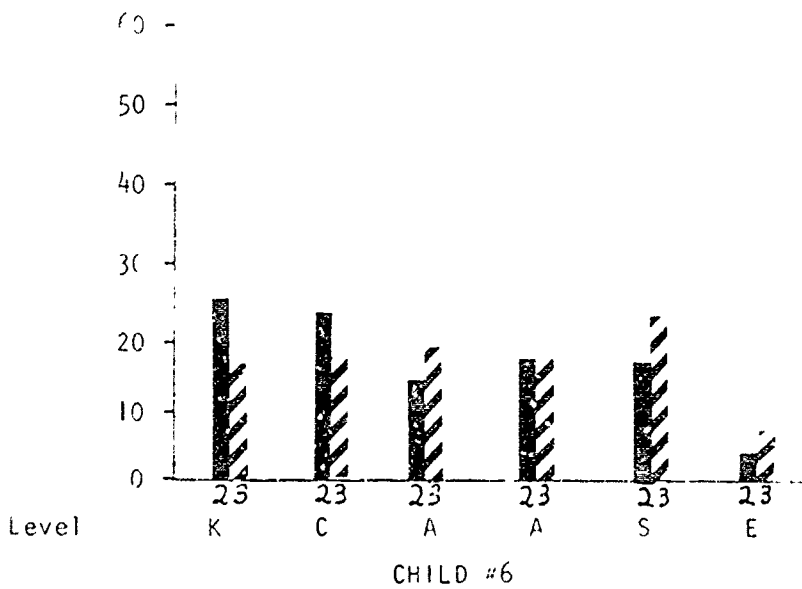
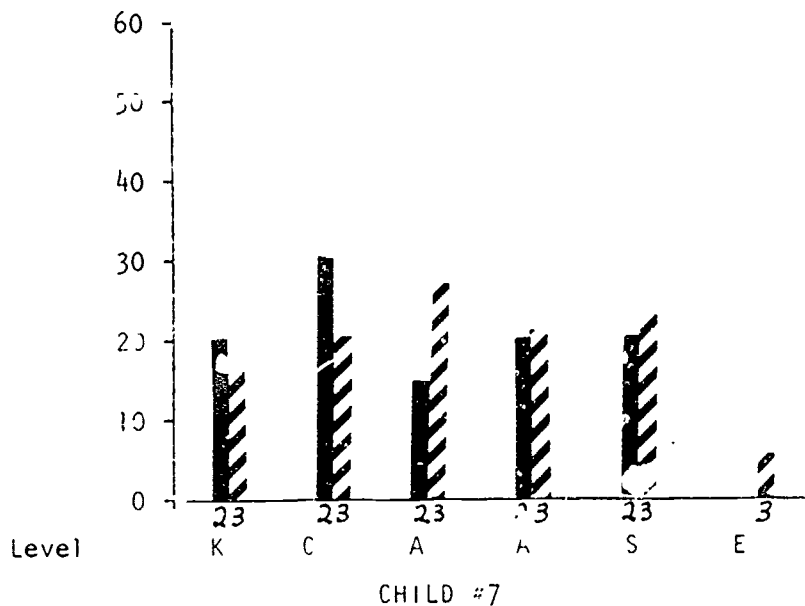


Figure 7

Percentage  
of  
Objectives



Percentage  
of  
Objectives

Figure 8

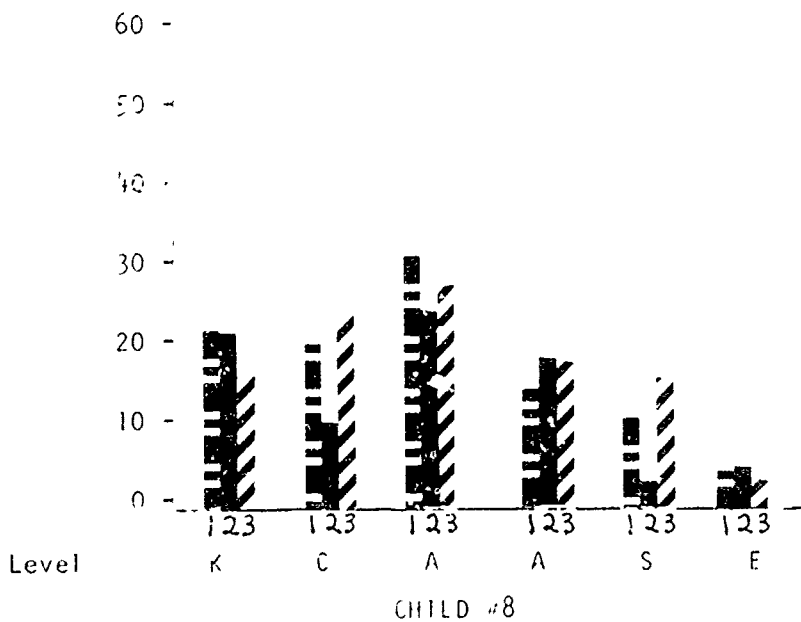
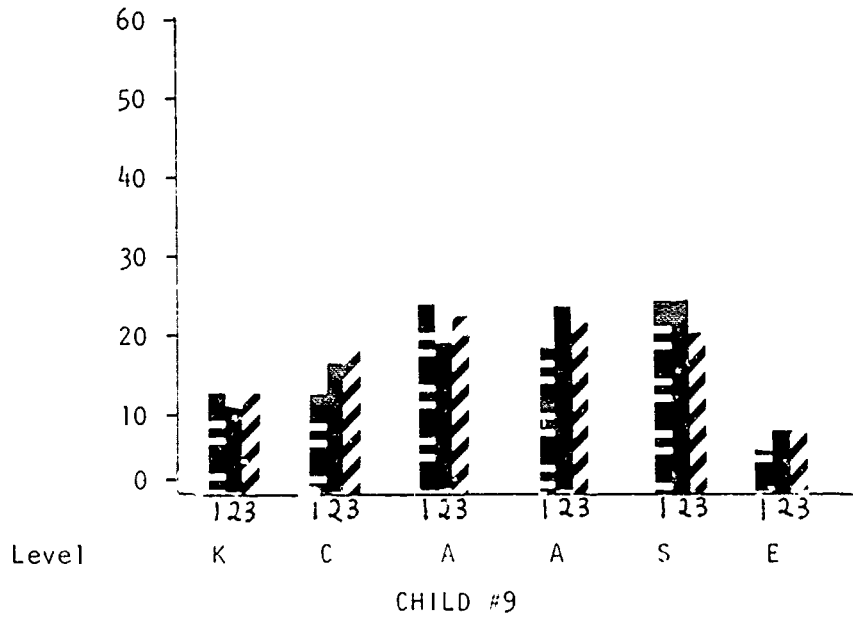


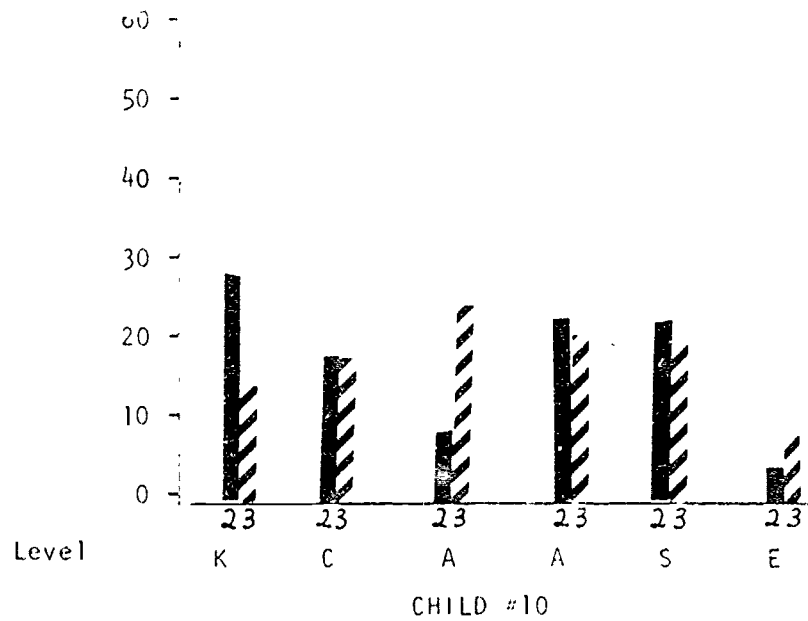
Figure 9

Percentage  
of  
Objectives



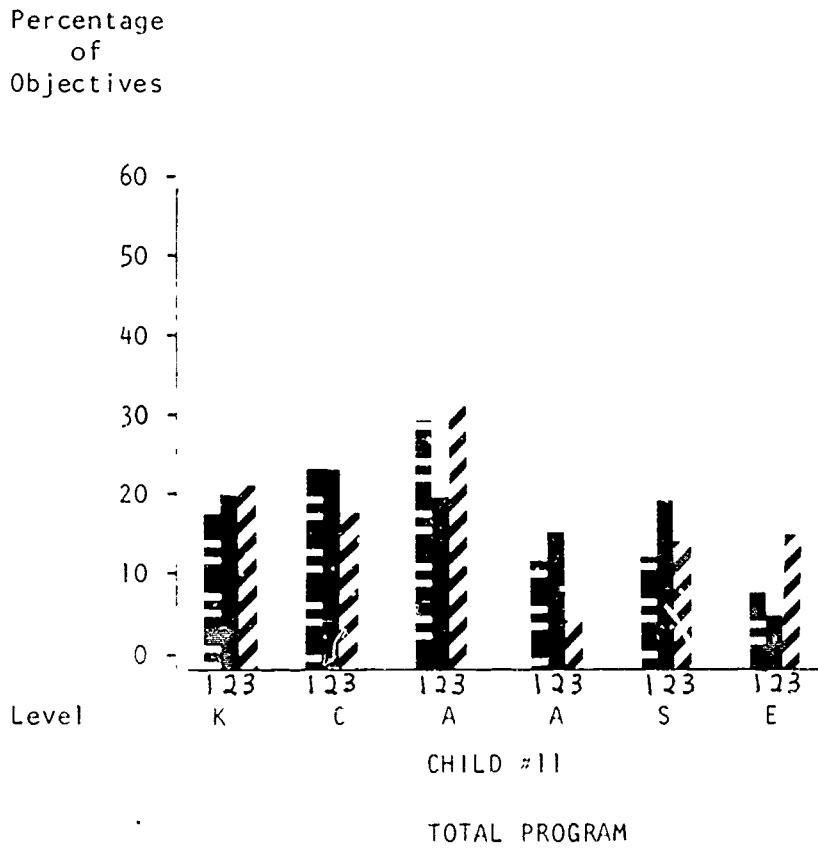
Percentage  
of  
Objectives

Figure 10



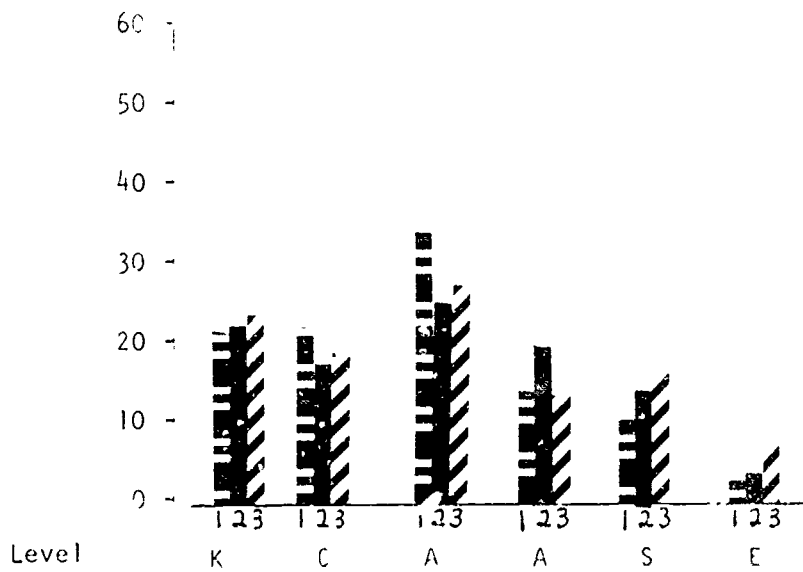
95

Figure 11



Percentage of Objectives

Figure 12



It is interesting to note that the knowledge and comprehension levels comprised only twenty-one and eighteen percent, respectively, of the total curriculum. This is probably much lower than in most preschool and early childhood programs. In addition, the data reflect the focus of the program on the application of information, rather than rote learning. A comparison of a classroom prior to and after beginning use of this model would most likely reveal much greater increases in all of the more advanced levels. Project staff are interested in comparing this data with observations of other classrooms in the third year.

#### FOR PARENTS

Although parental evaluations of the Gifted Handicapped Program were obtained at the end of both the first and second project years, the results reported here are those of the second year only. Since the family program was greatly expanded in the second project year, the results of that evaluation specify more accurately the more valuable experiences for parents. Year 1 evaluations focused on parents' satisfaction with the program for children, and results in that area were very similar to those included here. One recommendation by a parent during the first year's evaluation was that the project provide more information on things parents and children could do at home. This became one of the major components of the second year's family program.

Evaluation of the program by parents was used to respond to the following questions:

- *What types of parent participation are the most helpful?*
- *What results of the program in relation to child change were perceived by the parents?*
- *What did the parents, themselves, gain from participation in the program?*

*Evaluation Procedure and Response:* In an effort to obtain both objective and subjective program evaluation by parents, forms (appendix U.V) were developed and distributed to parents at the end of the year. The two populations and program formats necessitated slightly different forms for the Head Start and the physically handicapped class.

Seven of the parents in the physically-handicapped class returned the forms. Seven home interviews were conducted with Head Start mothers in addition to the use of the printed form that had been mailed to them previously. The home visits permitted more spontaneous remarks and suggestions. Since the Head Start parent program had consisted primarily of home visits with the mothers, it was decided to solicit evaluations only from the mothers of the Head Start population.

#### *Parent Participation:*

A. *Physically-handicapped class:* Numerous options for participation by parents of the physically-handicapped class were listed on the evaluation form. All parents participated in many of the activities. Of the nineteen options for parents, no one participated in fewer than eleven and the highest number was seventeen. The mean was 13.6.



Parents were also asked to rank the four most valuable activities from the nineteen listed. Among the five parents who ranked the four most helpful activities, the following four received the highest rating (calculated by weightings according to their rank):

1. Individual parent-staff conferences
2. Classroom observation
3. Printed materials regarding child's special needs
4. Staff assistance with individual requests on location of community resources

*B. Head Start:* Because of the home based approach selected for the Head Start population, there were fewer options for parental participation. Of the nine available activities, all mothers participated in no fewer than five with nine being the highest. The mean was 7.3.

In response to the ranking of the four most helpful activities, the seven parents gave the following the highest rating (calculated by weighting according to their rank):

1. Home visits
2. Home activities with child
3. Printed materials about working with my child
4. Classroom observation

It is interesting to note that the highest rated activities, though differently labeled, for both groups of parents still represent the individual attention of the staff to parent.

One Head Start mother remarked..."(the visits) made me want to do more myself for S, to help her learn." A parent of a physically handicapped child said, ..."The staff has provided a great deal of emotional support for me these past months. There is much comfort in the realization that there is someone to answer my questions, listen to my problems, and share my fears and anxieties about B's future."

One hundred percent of parents responding in both groups felt there had been enough opportunities for participation in the program.

*Parent Perception of Program Results:*

*A. Child Changes:* All parents responding in both groups stated that their child had made improvements or positive changes since entering the program. The tallies of changes noted in various areas as perceived by both parent groups are shown below:

	Head Start N=7	Phys. Hand. N=7
1. Language/communication	7	4
2. Motor (large and small muscle coordination)	5	4

	Head Start N=7	Phys. Hand. N=7
3. Relationship with other children	6	6
4. Relationships with family members	7	4
5. Relationship with other adults	6	4
6. Self-help (eating, dressing, toilet)	6	7
7. Reasoning problem solving	5	6
8. Attention	5	5

It is interesting to note that generally more areas of improvement were noted by the Head Start parents. All Head Start parents perceived the language/communication and relationship with family members as areas of positive change. In addition, the interpersonal relationships with children and adults as well as self-help skills were noted by six of the parents as being areas of positive change. Changes perceived by parents were undoubtedly related to the child's classroom experiences as well as by change in the home environment and the severity of the handicap.

Although causal relationship cannot be claimed, the primary focus of the home visits was to foster greater parent-child interaction as a means of facilitating the child's learning. It is therefore gratifying to note that the positive changes perceived by parents were in the areas chosen as parent program goals.

*B. Parent Changes:* Parents were asked to consider what they gained from participating in the program. Again the Head Start parents noted gains in more areas for themselves than did the parents of the physically handicapped. Because of the program content differences, these items are listed somewhat differently. Tallies are shown below:

#### HEAD START

<u>Content Areas</u>	<u># of Parents Perceiving + Gains N=7</u>
Ideas about how my child learns	6
Ideas about how I can teach my child	7
Ways to handle child's behavior	7
Activities to do with my child at home	7
Knowledge about how important I am in my child's learning	6
Ways to help my child do creative things	7
Ways to help my child talk more	5
Ways to help my child feel good about himself	7

## PHYSICALLY HANDICAPPED CLASS

<u>Content Areas</u>	<u># of Parents Perceiving + Gains N=7</u>
Knowledge of my child's abilities	6
Knowledge of my child's special needs	7
Greater acceptance of my child's unique abilities and disabilities	4
Knowledge of my role in my child's growth and development	4
Knowledge of how to work with my child	6
Knowledge of how to foster creativity	3
Knowledge of services available to my child	6
Knowledge of ways to become a more effective advocate for my child	4

*Program Satisfaction:* All parents in both groups indicated positive reactions by themselves and their children to the program. Parents felt the staff was well qualified and that parent staff communication was good. They felt they have been given adequate orientation to the program and ample opportunity to suggest new ideas during the year.

One significant difference between the Head Start group and parents of physically-handicapped children was in response to the desire for more home activities. Five of Head Start mothers would have liked more home activities as contrasted to only two of the parents of physically-handicapped.

Two parents of the Physically-Handicapped class suggested adding "normal" model children. One family whose child was enrolled in the program for two months during the fall of 1976 expressed dissatisfaction with the amount of structure in the program and subsequently moved their child to a regular day care program.

In the normal conversations with Head Start mothers, several comments indicated the parents' satisfaction.

- ..."(the program) made me feel like what I was doing was right. It gave me a lot of enlightenment...since being with you all, M is better able to communicate with me."
- ..."It has made me become closer to my child in understanding him."
- ..."My child is now showing great interest in her work...and a great sense of responsibility not shown before the program started."
- ..."The program is very helpful in teaching children the meaning of self confidence and responsibility...S is like a different child, more creative and a good imagination."

In response to the information that the program would not serve Head Start children next year, but would only serve physically-handicapped, one Head Start parent said..."I don't want them to cut the program out. It's a waste to let it go... It's not fair for a child to have to be physically handicapped to get these services."

*FOR CHILDREN, PARENTS AND TEACHERS*

One additional goal of the project evaluation is in the area of adult-child interaction to foster development of creativity and reasoning skills. It is anticipated that this area will be explored in the third year, and some guidelines developed for teacher-child and parent-child interaction strategies for facilitating development. The key question here is:

- *What strategies can be used in the classroom and at home to foster creativity and problem-solving behavior?*

# STAFF DEVELOPMENT

The project's staff development component provided opportunities for the staff members to increase skills related to individual responsibilities. Some activities were for the entire staff of the Chapel Hill Training-Outreach Project but those discussed in this section were specifically for the Gifted-Handicapped Program staff.

The major goals of staff development were as follows:

- To orient the demonstration program staff to project goals, objectives, and the roles of personnel
- To assess staff needs and plan for staff development
- To develop and implement strategies to be used in staff development

## *NEEDS ASSESSMENT*

During year one, each staff member was asked to identify the needs they would have in order to meet their responsibilities and to suggest specific experiences, activities, and training to meet these needs. In the second year, staff development needs were identified periodically during planning meetings in an informal method. Needs identified ranged from creative art activities for the handicapped to reading instruction for a non-verbal cerebral palsied child.

## *PROCEDURES*

- Individual conferences
- Attendance at seminar of national leaders in gifted education
- Planning sessions
- Attendance at TADS First Year Project meeting
- Individual reading and study
- Training and orientation by collaborating agencies
- Utilization of consultants
- Participation in conferences
- In-service training with Outreach staff
- Participation in University of North Carolina D.D.D.L. courses and seminars
- Films
- Enrollment in coursework at U.N.C.

Training, meetings, courses, films and other activities were on the topics of assessment, handicapping conditions, mainstreaming, education of the gifted, speech and language programming, the gifted-handicapped, music and drama, working with families, fostering creativity, administration, evaluation, and project planning.

## *EVALUATION*

The staff evaluated the training experiences through the use of a questionnaire; ratings noted that twenty-two percent were exceptional,

Sixty percent were good, thirteen percent were fair and five percent were poor. Those activities which received the highest ratings were weekly planning meetings, workshops by consultants on music and drama, individual staff conferences, seminars at the Division for Disorders in Development and Learning, films shown at staff meetings and technical assistance received from TADS.

Suggestions for improvement in staff development included assignment of individual staff members to report on topics of interest on a regular basis, increased use of workshops and consultants, and opportunity for individual staff members to participate in university courses and/or conferences related to their own areas of interest and responsibility.

## DISSEMINATION AND TRAINING

Since the Gifted-Handicapped Program was funded to serve a unique population, there has been much interest expressed in it by many groups and individuals since its beginning. In addition, it was necessary to develop some training materials for recruitment purposes. Because of these two reasons, the project has been involved in development of materials, demonstration and training from its inception.

### *PUBLIC AWARENESS*

In answer to the many requests for information from parents, professionals, and collaborating agencies, a brochure was developed describing the basic rationale for the program and the available services. Articles on new developments were included in the Chapel Hill Training-Outreach Newsletter, in local newspapers, and in the newsletters of Frank Porter Graham Child Development Center, and North Carolina Memorial Hospital. One child and parent participated in a local television interview show.

Observers to the program are frequent because of the proximity to the university and because of the large numbers of visitors to the Chapel Hill Outreach Project. Observers included students in the fields of psychology, education, social work, recreation therapy, and medicine, staff from other First Chance Programs, therapists, teachers, and parents. Visitors came from local agencies and from programs in other states (Massachusetts, Colorado, New York) and other countries (Canada, Australia, Sweden).

### *TRAINING*

*MATERIALS:* In order to answer requests for presentations at national conferences and collaborating agencies, and for use in recruitment, the project staff has developed the following audio-visual and print materials.

*Identification of Giftedness in Young Children.* This slide-tape presentation, developed for recruitment as well as training, describes behaviors of young children that might be indicators of giftedness or special abilities. It presents a broadened view of giftedness and examples of gifted-handicapped children. (Approximately twenty-five minutes, see appendix E for script.)

*Audrey, A Case Study.* This is a slide-tape presentation about a 3½ year-old visually impaired, gifted-handicapped child and her family. Three sections are. Audrey, Audrey's Family, and Audrey in the Gifted-Handicapped Classroom (approximately thirty minutes, see appendix W for script).

*Gifted Children in Head Start.* This is a slide presentation on the resource room for gifted children in Head Start. The two sections include the family program and the classroom.

*A Planning Guide for Gifted Preschoolers.* This is a supplement to the Chapel Hill Training-Outreach Project *Planning Guide*. It includes the activities developed for preschool gifted-handicapped children in twenty units based on the application of Bloom's Taxonomy at the preschool level.

*Chapel Hill Services to the Gifted-Handicapped.* This summary of the project was developed in answer to the many requests for information on different components of the project.

**WORKSHOPS AND CONFERENCES:** Table I lists the workshops done by the project staff at various conferences. A sample agenda from a workshop done for kindergarten teachers is included in the appendices (see appendix X).

TABLE I

Workshops and Training by Outreach Staff on  
Gifted-Handicapped 1975-76, 1976-77

<u>Date</u>	<u>Agency</u>	<u>Address</u>	<u>No. of People</u>	<u>Topic</u>
3/76	N.C. Conference on Gifted & Talented	Winston-Salem, N.C.	30	Gifted-Handicapped Project
2/76	Div. for Disorders in Development & Learning	Chapel Hill N.C.	25	Identification of the Gifted-Handicapped
4/76	Council for Exceptional children	Chicago, Ill.	150	Identification of the Gifted-Handicapped
5/76	First Annual Conference on Gifted-Handicapped	Hartford, Conn.	50	Identifying Giftedness in Young Children
11/76	N.C. Council for Exceptional Children	Winston-Salem, N.C.	100	Preschool Services for the Gifted-Handicapped
2/77	Chapel Hill-Carrboro City Schools Kindergarten Teachers	Chapel Hill, N.C.	25	Identifying Giftedness in Young Children
3/77	Division of Disorders in Development & Learning	Chapel Hill, N.C.	30	The Gifted-Handicapped Project
3/77	Kansas State Dept. of Public Instruction	Topeka, Kansas	50	The Gifted-Handicapped Child Within the Family Component
4/77	Council for Exceptional Children	Atlanta, Georgia	70	Preschool Services for the Gifted-Handicapped
5/77	Project Seven Head Start	Berkeley, California		Used Identification Slide show in two training sessions for agency personnel



*GRADUATE STUDENTS:* Many graduate students from the University of North Carolina from the areas of social work, psychology, and education, have interned with the Chapel Hill Training-Outreach Project. During the first year, although many students observed, no practicum students were accepted as this was the development phase of the project. Two special education interns and three psychology interns from the Division for Disorders in Development and Learning did spend a brief period in the classroom but it was not their placement. One doctoral student in special education did begin an intensive study of the project during that year which has resulted in the completion of two publishable articles and a presentation on the gifted-handicapped at the 1977 Conference of the Council for Exceptional Children.

During the 1976-77 school year, four practicum students had full-time placements with the project, in addition to the student studying the issues related to the gifted-handicapped. All students were at the Masters level - three from Early Childhood Special Education and one from Social Work. Two student interns conducted occupational and speech therapy sessions under the supervision of D.D.D.L. staff. Responsibilities of students in the classroom are sequenced according to the skills and requirements in their coursework.

Table 2 summarizes the frequencies of demonstration and dissemination strategies for 1975-77.

TABLE 2

Visitors	200
Brochures	1500
Project Newsletter Articles	3 (500 distribution)
Child Development Institute Newsletter Article	1 (2000 distribution)
Newspaper Articles	4
T. V. Show	1
Workshops	10 (530 participants)
Graduate Students	12

# RESOURCES

The purpose of this section is to provide parents and professionals with other sources of information and assistance. An attempt has been made to be selective and to list agencies and books that would be most helpful to the audience of this monograph. However, with the rapid changes in publications and the unique needs of every program and family, the reader will have to select those which are most relevant.

## AGENCIES AND ORGANIZATIONS

### *Recreation Information:*

Therapeutic Recreation Services  
National Recreation and Park Association  
1700 Pennsylvania Avenue, N.W.  
Washington, D. C. 20036

American Association for Health, Physical Education  
and Recreation  
1201 16th Street N.W.  
Washington, D. C. 20036  
Telephone: 833-4000

### *Hearing Impaired:*

Alexander Graham Bell Association for the Deaf  
1537 35th Street, N. W.  
Washington, D. C. 20007

American Speech and Hearing Association  
9030 Old Georgetown Road  
Bethesda, Maryland 20014

Council on Education of the Deaf  
Obtain the current address from:  
The Council for Exceptional Children  
1201 Sixteenth Street, N. W.  
Washington, D. C. 20036

Department of Health, Education, and Welfare  
National Advisory Committee on the Education of the Deaf  
330 Independence Avenue, S. W.  
Washington, D. C. 20201

*Visually Impaired:*

American Foundation for the Blind  
15 West 16th Street  
New York, New York 10011

American Printing House for the Blind  
1839 Frankfort Avenue  
Louisville, Kentucky 40206

National Federation of the Blind, Inc.  
1908 Q Street, N. W.  
Washington, D. C. 20005

National Institute of Neurological Disease and Blindness  
9000 Rockville Pike  
Bethesda, Maryland 20014

*Orthopedically Handicapped:*

Association for the Aid of Crippled Children  
345 East 46th Street  
New York, New York 10017

National Society for Crippled Children and Adults  
2023 West Ogden Avenue  
Chicago, Illinois 60612

United Cerebral Palsy Association  
66 E. 34th Street  
New York, New York 10016

United Cerebral Palsy Research and Educational Foundation  
321 West 44th Street  
New York, New York 10036

*Gifted Children:*

American Association for the Gifted  
15 Gramercy Park  
New York 3, New York 10003

National Association for Gifted Children  
8080 Springvalley Drive  
Cincinnati, Ohio 45236

National/State Leadership Training Institute  
on the Gifted and Talented  
Civic Center Tower Building, Suite PH-C  
316 W. Second Street  
Los Angeles, California 90012

*Education:*

Association for Childhood Education International  
3615 Wisconsin Avenue, N. W.  
Washington, D. C. 20016

ERIC Clearinghouse on Handicapped and Gifted Children  
The Council for Exceptional Children  
1920 Association Drive  
Reston, Virginia 22091

National Association for the Education of Young Children  
1834 Connecticut Avenue, N. W.  
Washington, D. C. 20009

National Congress of Parents and Teachers  
700 North Rush Street  
Chicago, Illinois 60611

Office of Education  
Bureau of Education for the Handicapped  
Regional Office Bldg. - GSA  
7th and D Streets, S. W.  
Washington, D. C. 20202

The Council for Exceptional Children  
1920 Association Drive  
Reston Virginia 22091

*Other Addresses of Interest:*

American Academy of Pediatrics  
P. O. Box 1034  
Evanston, Illinois 60204

American Parents Committee, Inc.  
Executive Director: Marilyn Marcossou  
1346 Connecticut Avenue, N. W.  
Washington, D. C. 20036  
Telephone: (202) 785-3169

Child Study Press  
50 Madison Avenue  
New York, New York 10010

Child Welfare League of America  
67 Irving Place  
New York, New York 10003

Epilepsy Association of North Carolina  
2014 Commonwealth Avenue, Suite 1  
Charlotte, North Carolina 27603

Family Service Association of America  
44 E. 23rd Street  
New York, New York 10010

Library of Congress  
Division for the Blind and Physically Handicapped  
1291 Taylor Street, N. E.  
Washington, D. C. 20011

National Committee for Multiply Handicapped Children  
339 Fourteenth Street  
Niagra Falls, New York 14303

The National Easter Seal Society for Crippled Children and Adults  
2023 W. Ogden Avenue  
Chicago, Illinois 60012

National Foundation for the March of Dimes  
Box 2000  
White Plains, New York 10602

Social and Rehabilitative Services  
Children's Bureau  
330 Independence Avenue, S. W.  
Washington, D. C. 20201

## BIBLIOGRAPHY

### For Parents and Professionals

#### Books

- Bikler, D. *Let our children go: an organizing manual for advocates and parents.* Syracuse, New York: Human Policy Press, 1974.
- Finnie, N.R. *Handling the young cerebral palsied child at home.* New York: E.P. Dutton and Co., Inc., 1975.
- Halliday, C. *The visually impaired child: growth, learning, development - infancy to school age.* Louisville, Kentucky: American Printing House for the Blind, 1970.
- Information and Research Utilization Center in Physical Education and Recreation for the Handicapped. *Materials on creative arts for persons with handicapping conditions.* Washington, D. C.: American Alliance for Health, Physical Education and Recreation, 1975.
- Heisler, V. *A handicapped child in the family.* New York: Grune & Stratton, Inc., 1972.
- Maker, C. June. *Providing programs for the gifted-handicapped.* Reston, Virginia: Council for Exceptional Children, 1977.

#### Magazines and Journals

- American Annals of the Deaf.* Convention of American Instructors of the Deaf. 5034 Wisconsin Avenue NW. Washington, D. C. 20016.
- ACEHI Bulletin.* Association of Canadian Educators of the Hearing Impaired. 29 Cedar Street, Belle Ville, Ontario, Canada.
- Day Care and Early Education.* Human Sciences Press, 72 Fifth Avenue, New York, New York.
- Education of the Visually Handicapped.* Association for the Education of the visually Handicapped, 1839 Frankfort Avenue, Louisville, Kentucky 40206.
- Exceptional Children.* Council for Exceptional Children, 1411 South Jefferson Davis Highway, Suite 900, Arlington, Virginia 22202.
- The Exceptional Parent.* Psy-Ed Corp., 264 Beacon Street., Boston, Massachusetts 02116.
- The Gifted Child Quarterly.* National Association for the Gifted, 217 Gregory Drive, Hot Springs, Arkansas 71901.

*Science and Children.* National Science Teachers Association, 742  
Connecticut Avenue NW, Washington, D. C. 20009.

*The Volta Review.* Alexander G. Bell Association for the Deaf, 3417  
Volta Place NW, Washington, D. C. 20007.

*Films (16 mm)*

*A Day in the Life of Bonnie Consuelo.* Barr Films, P. O. Box 7-C,  
Pasadena, California 91104.

This is a film that dramatically depicts the ability of an individual to overcome a major physical handicap. Bonnie Consuelo shares her positive philosophy of life while demonstrating an amazing ability to compensate for her handicap. The film documents a typical day in the life of a woman with a disability.

*Mimi.* Billy Budd Films, 235 E. 57th Street, Room 8D, New York, New York 10022.

This film documents Mimi's growth towards an attitude focusing on her abilities, not disability, through the use of photographs from her childhood through adulthood. Mimi is a physically disabled woman who has learned that she has special talents and creative abilities.

*Nicky: One of My Best Friends.* McGraw Hill Films.

This is the story of Nicky, a ten year old blind, multiply handicapped boy who attends a regular elementary school. Much of the story is told by his friends and includes their view of relating to a mainstreamed gifted-handicapped child.

For Professionals

- Bierly, Ken. "Meet Michael: Who are the Gifted?" *Instructor*, 1977, 86, 54 ff.
- Bloom, Benjamin, editor. *Taxonomy of educational objectives, Handbook I: cognitive domain*. New York, New York: David McKay Co., 1956.
- Cansler, D.P., Martin, G.H. and Valand, M.C. *Working with families: a manual for early childhood programs serving the handicapped*. Winston-Salem, N. C.: Kaplan Press, 1975.
- Ellen J. Fitzgerald, editor. *The first national conference on the disadvantaged gifted*. Ventura, California: Ventura County Superintendent of Schools, 1975.
- Fairchild, T. *Keeping in touch with parents: the teacher's best friend*. Austin, Texas: Learning Concepts, 1977.
- Fortna, Richard O. and Bruce Boston. *Testing the gifted child: an interpretation in lay language*. Reston, Virginia: Council for Exceptional Children, 1976.
- Galiagher, James J. *Teaching the gifted child*. Boston, Massachusetts: Allyn and Bacon, Inc., 1975.
- Henson, Ferris O. *Mainstreaming the gifted*. Austin, Texas: Learning Concepts, 1976.
- Kaplan, Sandra. *Providing programs for the gifted: a handbook*. Ventura, California: N/S-LTI-G/T, Office of the Ventura County Superintendent of Schools, 1974.
- Love, H.D. *Parental attitudes toward exceptional children*. Springfield, Illinois: Charles C. Thomas, 1970.
- Lowenfeld, Berthold, Georgie Lee Abel and Philip H. Hatlen. *Blind children learn to read*. Springfield, Illinois: Charles C. Thomas, 1969.
- Martinson, Ruth A. *A guide toward better teaching for the gifted*. Ventura, California: Ventura County Superintendent of Schools Office, 1976.
- \_\_\_\_\_. *The identification of the gifted and talented*. Ventura, California: N/S-LTI-G/T, Office of the Ventura County Superintendent, 1974.
- Miley, James, et.al. *Promising practices: teaching the disadvantaged gifted*. Los Angeles, California: Ventura County Superintendent of Schools, 1975.



*New directions for gifted education: report on bicentennial mid year leadership training institute.* Los Angeles, California: Ventura County Superintendent of Schools, 1976.

Phillips, Beeman N., editor. *Assessing minority group children: a special issue of journal of school psychology.* New York, New York: Behavioral Publications, 1973.

Renzulli, Joseph. *A guidebook for evaluating programs for the gifted and talented.* Ventura, California: N/S-LTI-T/T, Office of the Ventura County Superintendent of Schools, 1975.

Treffinger, Donald and Clifford Curl. *Directed study guide on the education of the gifted and talented.* Los Angeles, California: Ventura County Superintendent of Schools, 1976.

Vargas, Julie. *Writing worthwhile behavioral objectives.* New York, New York: Harper & Row, 1972.

Webster, E.J. *Professionals approaches with parents of handicapped children.* Springfield, Illinois: Charles C. Thomas, 1976.

Curriculum resources are listed in annotated bibliography in curriculum section of this monograph.

#### *For Parents*

Bowdoin, R. *The Bowdoin method books I-X.* Nashville, Tennessee: Webster's International Tutoring Systems, Inc., 1976.

Beck, J. *How to raise a brighter child.* New York, New York: Pocket Books, 1975.

Bell, T.H. *Your child's intellect.* Salt Lake City, Utah: Olympus Publishing Co., 1973.

Braga, J. and Braga L. *Children and adults: Activities for growing together.* Englewood Cliffs, New Jersey: Prentice-Hall, Inc., 1976.

Coffey, K., et al. *Parentspeak on gifted and talented children.* Ventura County Schools, 1976.

Delp, J. L. and Martinson, K.A. *The gifted and talented: a handbook for parents.* Ventura, California: Ventura County Superintendent of Schools, 1974.

Kaufman, F. *Your gifted child and you.* Reston, Virginia: The Council for Exceptional Children, 1976.

Larrick, N. *A parents' guide to children's education.* New York, New York: Pocket Books, 1963.

Levy, H.B. *Square pegs, round holes.* Boston, Massachusetts: Little, Brown & Co., 1973.

Maynard, F. *Guiding your child to a more creative life.* Garden City, New York: Doubleday & Company, Inc., 1973.

Munnion, C. and Grender, I. eds. *The open home: early learning made easy for parents and children.* New York, New York: St. Martin's Press, Inc., 1976.

Sutton-Smith, B. and S. *How to play with your children (and when not to).* New York, New York: Hawthorn Books, Inc., 1974.

Taylor, B.M. *Blind pre-school: a manual for parents and educators.* Colorado Springs, Colorado: SPED Publications, 1975.

#### For Children

Carlson, B.W. *Let's pretend it happened to you.* New York: Abingdon Press, 1973.

Cole, A., et al. *Recipes for fun.* Winnetta, Illinois: Parents as Resources, 1970.

Fassler, J. *Howie Helps Himself.* Chicago, Illinois: Albert Whitman & Co., 1975.

Johnston, Catherine. *I hear the day.* South Waterford, Maine: Merriam-Eddy Company, 1977.

Levine, Edna. *Lisa and her soundless world.* New York, New York: Human Sciences Press, 1974.

Stein, S.B. *About handicaps: an open family book for parents and children together.* New York: Walker & Company, 1974.

# APPENDICES

<i>Appendix</i>	<i>Page</i>
A Advisory Board Interest Form	101
B Participants in Symposium	102
C Questionnaire on Services	105
D Agency Recruitment Information Form	109
E Script for <i>Identifying Giftedness in Young Children</i>	110
F Referral Form (Gifted-Handicapped Class)	117
G Referral Form (Head Start)	118
H Play Observation Record	119
I Questionnaire for Study of Handicapped Adults	123
J DDDL Evaluation Outline	132
K List of Unit Topics	134
L Parent Interest Assessment	135
M Home Visits and Guidelines	137
N Head Start Newsletter	146
O Classroom Orientation Outline	147
P Classroom Observation Guide	148
Q Parent Manual Outline and Excerpts	149
R Child's Skill Priorities Form	154
S Home Activities	155
T Sample Case Study	157
U Program Evaluation Form (Gifted-Handicapped)	163
V Program Evaluation Form (Gifted-Head Start)	168
W Script from <i>Audrey, A Case Study</i>	171
X Sample Workshop Agenda	180

Appendix A  
ADVISORY BOARD INTEREST FORM

NAME: \_\_\_\_\_

ADDRESS: \_\_\_\_\_  
(Street) (City) (State)

TELEPHONE: \_\_\_\_\_

1. Which do you conceive of as functions of the advisory board?  
 advocacy (local support, recruitment, public awareness, etc.)  
 support through provision of expertise in a specific area  
 goal-setting  
 decision-making  
 feedback on project activities  
\_\_\_\_\_
2. Board expertise and assistance is needed in several areas. (Please check one or more in which you are most willing to serve?)

<input type="checkbox"/> Mobilizing community resources	<input type="checkbox"/> Service delivery
<input type="checkbox"/> Training	<input type="checkbox"/> Funding
<input type="checkbox"/> Replication	<input type="checkbox"/> Staff training
<input type="checkbox"/> Community awareness	<input type="checkbox"/> Parent programs
<input type="checkbox"/> Research	<input type="checkbox"/> Student involvement

  
\_\_\_\_\_

Please discuss any specific ideas you have:

\_\_\_\_\_  
\_\_\_\_\_

3. How frequently do you think the board should meet?  
 Monthly                       Quarterly  
 Semi-Annually               Annually
4. How do you feel you can be kept adequately informed in the work of the Project?  
 Newsletters  
 Regularly scheduled advisory board meetings  
 Small group meetings as needs and issues arise  
 Meeting with staff individually and observing program
5. Are there other people whom you would recommend as additional resources to this board who are not presently involved?

Appendix B

THE CHAPEL HILL SYMPOSIUM ON THE HANDICAPPED-GIFTED

Hosted by: The Chapel Hill Training-Outreach Project

PARTICIPANTS

*CONNECTICUT:*

Dr. Joseph S. Renzulli  
Professor of Educational Psychology  
University of Connecticut  
Storrs, Connecticut

*GEORGIA:*

Dr. Catharine B. Bruch, Associate Professor  
Department of Educational Psychology  
University of Georgia  
Athens, Georgia

*ILLINOIS:*

Dr. Merle Karnes, Professor  
Institute for Research on Exceptional Children  
College of Education  
University of Illinois  
Champaign-Urbana, Illinois

Dr. August Mauser  
Professor of Special Education  
Northern Illinois University  
DeKalb, Illinois

Dr. Reid Zehrbach, Associate Professor  
Institute for Research on Exceptional Children  
College of Education  
University of Illinois  
Champaign-Urbana, Illinois

*NORTH CAROLINA:*

Mr. Don Bailey, Master Teacher  
Outreach Resource Classroom  
Chapel Hill Training-Outreach Project  
Chapel Hill, North Carolina

110

Symposium on Handicapped-Gifted  
Participants

*North Carolina, continued:*

Dr. James J. Gallagher, Director  
Frank Porter Graham Child Development Center  
University of North Carolina at Chapel Hill  
Chapel Hill, North Carolina

Ms. Patricia Griffin, Principal Investigator  
Reliability and Validity Studies of the  
Learning Accomplishment Profile (LAP)  
Chapel Hill Training-Outreach Project  
Chapel Hill, North Carolina

Mr. John Grossi, Project Coordinator  
Gifted-Handicapped Demonstration Project  
Chapel Hill Training-Outreach Project  
Chapel Hill, North Carolina

Ms. Paula Grossi, Research Assistant  
Reliability and Validity Studies of the  
Learning Accomplishment Profile (LAP)  
Chapel Hill Training-Outreach Project  
Chapel Hill, North Carolina

Dr. Andrew Hayes, Research Evaluation Coordinator  
Technical Assistance Delivery System (TADS)  
University of North Carolina at Chapel Hill  
Chapel Hill, North Carolina

Ms. Judith Leonard, Curriculum Coordinator  
Gifted-Handicapped Demonstration Project  
Chapel Hill Training-Outreach Project  
Chapel Hill, North Carolina

Ms. Anne R. Sanford, Director  
Chapel Hill Training-Outreach Project  
Chapel Hill, North Carolina

Dr. Ann Turnbull  
Department of Special Education  
University of North Carolina at Chapel Hill  
Chapel Hill, North Carolina

Mr. David Wilson, Principal Investigator  
Reliability and Validity Studies of the  
Learning Accomplishment Profile (LAP)  
Chapel Hill Training-Outreach Project  
Chapel Hill, North Carolina

Page 3  
Symposium on Handicapped-Gifted  
Participants

*WASHINGTON, D.C.:*

Mr. Bud Keith, Planning Intern  
Office of Civil Rights, HEW Office of the Secretary  
Washington, D. C.

Ms. June Maker  
Member of the National Board for the Gifted and Talented  
U. S. Office of Education  
Washington, D. C.

Appendix C

QUESTIONNAIRE ON SERVICES FOR THE GIFTED

I. BACKGROUND INFORMATION

Name: \_\_\_\_\_

Agency: \_\_\_\_\_

Agency Address: \_\_\_\_\_

(Street or P.O. Box)

\_\_\_\_\_  
(City)

\_\_\_\_\_  
(State)

\_\_\_\_\_  
(Zip)

Your Position: \_\_\_\_\_

Training Received in the area of education of the gifted \_\_\_\_\_

\_\_\_\_\_  
\_\_\_\_\_

II. PROGRAMS FOR YOUNG, GIFTED CHILDREN (AGES 3 - 6 YEARS)

1. Are there any programs to serve young, gifted children and their families in your schools?

Yes \_\_\_\_\_

No \_\_\_\_\_

I don't know \_\_\_\_\_

If yes, please give type of program (e.g., resource room, itinerant teacher, etc.), ages of children, and number of children served.

If yes, does the program include services for parents?

Yes \_\_\_\_\_

Type of Family Program

\_\_\_\_\_ Information

\_\_\_\_\_ Training

\_\_\_\_\_ Counseling

No \_\_\_\_\_

I don't know \_\_\_\_\_

2. Do you use any appropriate instruments for identifying young, gifted children?

Yes \_\_\_\_\_

No \_\_\_\_\_

I don't know \_\_\_\_\_



Questionnaire on Services for the Gifted

2. Continued

If yes, please give names of tools or description \_\_\_\_\_

\_\_\_\_\_

\_\_\_\_\_

3. In your opinion, are teachers effective in identifying the unusual abilities exhibited by young, gifted children?

Yes \_\_\_\_\_

No \_\_\_\_\_

4. What method or methods are most commonly used for placement in any available programs for the gifted in your schools?

- \_\_\_\_\_ Teacher Recommendation
- \_\_\_\_\_ Product Rating (teacher evaluation of creative efforts)
- \_\_\_\_\_ Group IQ Test
- \_\_\_\_\_ Individual IQ Test
- \_\_\_\_\_ Group Achievement Test
- \_\_\_\_\_ Individual Achievement Test
- \_\_\_\_\_ Peer Ratings
- \_\_\_\_\_ Other Sociometric Techniques, specify \_\_\_\_\_
- \_\_\_\_\_ Parent Recommendation
- \_\_\_\_\_ Other Formal Evaluation, specify \_\_\_\_\_
- \_\_\_\_\_ Self Recommendation
- \_\_\_\_\_ Developmental Scale
- \_\_\_\_\_ Test of creativity

5. What method or methods do you think are best to use as a basis for placement in programs for the gifted? Please rate each of the following possible methods.

	Extremely Useful	Useful	Not Useful
Teacher Recommendation			
Product Rating (teacher evaluation of creative efforts)			
Group IQ Test			
Individual IQ Test			
Group Achievement Test			
Individual Achievement Test			
Peer Rating			
Other Sociometric Techniques Specify _____			
Parent Recommendation			
Other Formal Evaluation Specify _____			
Self Recommendation			
Developmental Scale			
Test of Creativity			

III. PROGRAMS FOR THE *YOUNG, GIFTED-HANDICAPPED CHILD (3 - 6 YEARS)*

1. Are you aware of any *young, gifted-handicapped* children in your schools?

Yes \_\_\_\_\_

No \_\_\_\_\_

2. Are there any handicapped students included in programs for the *gifted* (all ages) in your school?

Yes \_\_\_\_\_

No \_\_\_\_\_

3. Are there any programs available to serve *young, gifted-handicapped* children in your area?

Yes \_\_\_\_\_

No \_\_\_\_\_

I don't know \_\_\_\_\_

If yes, give type and ages and number of children served?

Type \_\_\_\_\_

Ages \_\_\_\_\_

Number of children \_\_\_\_\_

If yes, does the program offer services to families?

Yes \_\_\_\_\_

\_\_\_\_\_ Information

\_\_\_\_\_ Counseling

\_\_\_\_\_ Training

No \_\_\_\_\_

I don't know \_\_\_\_\_

4. Are you aware of a functional curriculum that provides appropriate activities for *young, gifted-handicapped* children?

Yes \_\_\_\_\_

No \_\_\_\_\_

If yes, what is the nature of the curriculum?

\_\_\_\_\_

\_\_\_\_\_

IV. TRAINING

1. Do you feel there is a need for teacher training in the area of education of *young, gifted-handicapped* children?

Yes \_\_\_\_\_

No \_\_\_\_\_

121

Questionnaire on Services for the Gifted

2. If there a need for training of teachers in recognizing giftedness or unusual abilities in young children?

Yes \_\_\_\_\_

No \_\_\_\_\_

3. Do you feel teachers need training in working with families?

Yes \_\_\_\_\_

No / \_\_\_\_\_

122

Appendix D

CHAPEL HILL TRAINING-OUTREACH PROJECT  
GIFTED-HANDICAPPED PROGRAM  
DIVISION FOR DISORDERS OF DEVELOPMENT AND LEARNING  
CHAPEL HILL, NORTH CAROLINA 27514  
Telephone 919 966-5171

GIFTED-HANDICAPPED RECRUITMENT INFORMATION FORM

Agency: \_\_\_\_\_ Date of Initial Contact: \_\_\_\_\_  
Address: \_\_\_\_\_ Phone #: \_\_\_\_\_  
Director: \_\_\_\_\_  
Individual Contacted: \_\_\_\_\_ Position: \_\_\_\_\_

1. Nature of Services:

- |  |  |
|--|--|
| <input type="checkbox"/> Social Services             | <input type="checkbox"/> Day Care Centers                      |
| <input type="checkbox"/> Preschool Program, Public   | <input type="checkbox"/> Home Based Programs                   |
| <input type="checkbox"/> Preschool Program, Private  | <input type="checkbox"/> Physicians or Professional Individual |
| <input type="checkbox"/> Screening/evaluation Clinic | <input type="checkbox"/> Other (please specify) _____          |

2. Age range of clients: \_\_\_\_\_

3. Percent handicapped children seen: \_\_\_\_\_

4. Agency referral information:

<u>Name</u>	<u>Date</u>	<u>Accepted/rejected</u>

Contact Summary

<u>Date of Contact</u>	<u>Type of Contact</u>	<u>Person Making Contact</u>	<u>Comments (materials disseminated, commitments)</u>
------------------------	------------------------	------------------------------	---

## Appendix E

### SCRIPT FOR IDENTIFYING GIFTEDNESS IN YOUNG CHILDREN

7. In 1975 the Chapel Hill-Training Outreach Project was funded by the Bureau of Education for the Handicapped to establish a model demonstration program to serve young gifted-handicapped children and their families.
8. The first objective of the Project is to establish a method for identifying preschool age children who exhibit unusual gifts or talents in spite of physical, mental, emotional or experiential handicaps.
9. To successfully identify and serve these children, collaboration with the teachers who work with young children is vital.
10. Nomination by teachers is a widely used method for identifying potentially gifted children. Although this is a logical method, it has not proved to be highly accurate.
11. One explanation for this is the ambiguity of the field itself. Both educators and researchers often find it difficult to decide with a reasonable amount of assurance whether a child is "gifted."
12. Another is that teachers receive little or no guidance in what to look for in identifying potential giftedness in children.
13. The lack of information on identification is compounded in the case of handicapped children who possess unusual abilities.
14. For these children characteristics of giftedness may be masked by the handicap.
15. In a testing situation the handicapping condition itself may prevent the child from responding to an item, thus penalizing his score.
16. Or the nature of a child's handicap may deprive him of experiences that are easily available to others.
17. For example, if a deaf child is given a test heavy with verbal content, his limited language development will prevent an adequate indication of his abilities.
18. The Chapel Hill Training-Outreach Project believes that more guidance for teachers in the area of identification should enable teachers themselves to be the most valuable resource in the referral process.
19. The purpose of this presentation is to provide information on the many possible areas of giftedness
20. and to provide some suggested identification techniques teachers can use in the classroom.

21. Traditionally giftedness has been defined mainly by the results of intelligence tests.
22. Today, however, it is recognized that giftedness does not necessarily mean good school work or high I.Q. Rather it includes many areas of talent and originality.
23. Relying solely on the concept of I.Q. provides a limited view of giftedness which could exclude many young, gifted children, especially gifted-handicapped children.
24. In an effort to broaden the concept of giftedness beyond intellectual ability the following definition was adopted by the Office of Education:
25. "Gifted and talented children are those who by virtue of outstanding abilities are capable of high performance.
26. These children require differentiated educational programs and/or services beyond those normally provided by the regular school program in order to realize their contribution to self and society.
27. Children capable of high performance include those with demonstrated achievement and/or potential ability in any of the following areas:
28. general intellectual ability,
29. specific academic aptitude,
30. creative or productive thinking,
31. leadership ability,
32. visual and performing arts,
33. and psychomotor ability."
34. One group of children who require special recognition and programming to develop unusual potential are the gifted-handicapped. Following are examples of children who, although handicapped, possess unique talents and abilities.
35. A child who exhibits giftedness in general intellectual ability is one who can perform or accomplish tasks of a higher mental age than his chronological age.
36. Bob and Joan are physically handicapped children who exhibit high intellectual ability.
37. Bob, who is four, was assessed using a developmental scale such as the LAP-D.
38. His unusual abilities were indicated by his successful completion of cognitive, language and fine motor tasks at the six year developmental level.

39. To obtain a measure of general intellectual ability with young handicapped children the instrument used must be appropriate for the particular age and handicap of the child.
40. Joan has been interested in books since the age of two. She loved having her parents read to her and was pretending to read books as soon as she could hold them.
41. Now, at age five, she is reading books which have been designated for second graders.
42. A child may demonstrate specific academic aptitude by excelling in one cognitive area to a higher level than the other academic areas in his curriculum.
43. Paul is a three year old cerebral palsy child with severe involvement of all motor skills, including those necessary for speech.
44. Because of his responsiveness his teachers and parents suspected that Paul's comprehension was at least at the level of his chronological age, and probably higher.
45. When Paul was assessed on a test of language ability that required no verbal responses, he demonstrated language skills at the six year level.
46. Abilities of children with motor and speech impairments can be assessed on nonverbal tasks through the use of finger-pointing, eye-pointing or any other indicator of yes or no.
47. Creative or productive thinking may be characterized by a child's fluent or rapid responses to questions, by his production of original products or ideas which are essentially novel to him, or by his demonstration of flexibility in a problem-solving situation.
48. George is four. Although he has had limited opportunity to acquire a broad base of knowledge he demonstrates unusual skill in synthesizing given information.
49. (v 3) George, listen to this story...." Mr. Sleebly lives in a big house all by himself. He doesn't take very good care of his house and when things get broken, he just leaves them that way and forgets about them. He doesn't fix things because he forgets they are broken.
50. One day Mr. Sleebly's Cousin George came to visit. Cousin George didn't know that so many things were broken at Mr. Sleebly's house or he might not have come. When he walked up to the front door, he pushed the doorbell button. Mr. Sleebly was home but he didn't answer the door because he didn't hear it."
51. Why didn't Mr. Sleebly answer the door?
52. (George) The doorbell was broken and Mr. Sleebly didn't fix it.

53. Some of the most obvious ways children express creativity in play are through animism, the tendency to give human qualities to inanimate objects;
54. dramatic play;
55. constructive play;
56. and humor, both producing humor and appreciating it.
57. People who have the potential to provide leadership and guidance to others often exhibit characteristics of this ability as children.
58. Children who tend to direct group activities, provide assistance in crisis situations, and are named most often by peers as the best in a particular area may be exhibiting early signs of leadership skills.
59. When members of a kindergarten class were asked, "Who would you choose to be in charge if the teacher were absent?", Eddie was named most often.
60. He is often the initiator of group activities and has high ambitions for his future.
61. (quote by Eddie) "What I really want to do is make a new kind of car."
62. A special ability in visual or performing arts may be exhibited through a variety of media.
63. Some children show skill and enthusiasm for painting, sculpting or creating with other materials.
64. Others demonstrate talent or advanced ability in dramatics, dancing, singing, or rhythm skills.
65. During free play, storytime or dramatics, Audrey engages in elaborate dramatic play portraying very specific roles.
66. Sometimes she is a mother taking care of her children,
67. or she is the cookie monster, or a character from a favorite story.
68. A child with unusual fine and/or gross motor control whose coordination and agility are beyond that of his peers is exhibiting psychomotor skills that deserve attention.
69. Cindy is a four year old with special psychomotor ability. She is also blind.
70. Hopping on one foot and skipping are difficult skills for blind children to learn especially before they are six or seven.
71. James, who's four, is highly adept at copying complex designs.
72. His severe hearing impairment does not interfere with his special fine motor ability.



73. Wayne goes to Head Start. He is the only child in the four year class who can hop, do a windmill exercise touching hands to opposite toes and catch a small ball.
74. His advanced motor development compared to that of most four year olds indicates special psychomotor ability.
75. As no single valid measure for the identification of unique talents exists, teachers and others who work with young children must rely on a variety of techniques for identification.
76. Common techniques used by teachers are unstructured observation, checklists, structured observation, and sociometric measures.
77. Unstructured observation is the type of observation teachers do every day...
78. noticing that one child leads the group during free play,
79. recognizing an unusual picture,
80. seeing patterns of play and intensity of involvement.
81. Parents, like teachers, can be excellent sources of information from their unstructured observation at home.
82. Teachers should take advantage of the information parents can provide about specific behaviors and play habits of their children.
83. Information gathered from unstructured observation can indicate the need for a more specific identification technique such as a checklist.
84. A checklist for identification of special abilities is simply a list of characteristics and/or behaviors which are indicative of above average skill or talent. Items such as question asking, risk taking, motivation and originality are generally included.
85. While they are not hard and fast standards, checklists do provide guidelines in the initial identification process.
86. To be considered gifted a child need not possess all of the characteristics, only some.
87. Any behavior checklist should include both the positive and negative since gifted children are not always "good" children.
88. By virtue of their giftedness they may exhibit behavior problems such as frustration, boredom or stubbornness.
89. For example, one characteristic of a gifted child is the ability to learn rapidly and retain what has been learned.
90. This special ability is often accompanied by a dislike for routine and drill which could easily cause behavior or other problems not generally associated with giftedness.

91. Teachers can use either a published checklist which meets their needs or they can produce their own based on their knowledge and experiences with a particular population of children.
92. Mrs. Landers has been a teacher of deaf preschoolers for five years and is very aware of typical behaviors of these children. From her experience she knows that ten minutes is an average amount of time one of her students is able to stay with a task.
92. This year Sara who is four is in the class for the first time. From the beginning Sara demonstrated the ability to pursue activities up to one half hour.
94. From her own mental checklist, Mrs. Landers recognized Sara's unusual attentiveness and knew it might be indicative of special abilities.
95. Structured observation can be described as pre-planned observation. A teacher generally uses structured observation because she wants more information on a behavior or ability she has seen in a child.
96. Structured observation is used during a specified time period or activity in order to gather a sampling of information about an individual child.
97. Teachers use structured observation to obtain one of two types of information.
98. Quantitative, the frequency with which a particular behavior occurs...
99. or qualitative, the kinds of behavior which occur during a particular time period.
100. To get an accurate picture of a child's behavior structured observation should be done at least twice and during two different activities.
101. A fourth technique teachers can use is a sociometric measure.
102. Sociometric measures provide a way of collecting information on leadership characteristics and unusual abilities that peers alone can provide.
103. A sociometric measure requests individuals to make decisions about others in a group asking them to name those whom they think would be best in a given situation or activity.
104. "Rebecca, who in your class would be able to fix this broken toy?"
105. "Stephen could."
106. "Sharon, who in your class would be able to fix this broken toy?"
107. "Mary could."
108. Although there are no definite conclusions regarding the reliability of sociometric measures at the preschool level, there is no doubt that

their use is informative. Like play observation they reveal patterns exhibited by children with leadership qualities and unusual interpersonal skills.

109. The use of one or more of these four techniques can aid teachers in the identification of potential giftedness.
110. It is through teachers' awareness and familiarity with their students that unique talents and skills are recognized initially.
111. The judgment of teachers when combined with other screening methods, including individual assessment, will increase the likelihood that these gifted children will not be overlooked.
112. And that their talents will be developed.
113. Credits

Appendix F

REFERRAL FORM FOR OUTREACH GIFTED-HANDICAPPED CLASS

Child's Name: \_\_\_\_\_ Today's Date: \_\_\_\_\_

Child's Birthdate: \_\_\_\_\_

Parent's Name: \_\_\_\_\_

Address: \_\_\_\_\_  
(Street or P. O. Box)

\_\_\_\_\_ (City) \_\_\_\_\_ (State) \_\_\_\_\_ (Zip)

Phone: \_\_\_\_\_

Description of Handicap: \_\_\_\_\_

School or Center (if presently enrolled): \_\_\_\_\_

Referring agency or person: \_\_\_\_\_

Is Family aware of Outreach Program? \_\_\_\_\_

Reason for Referral (impressions of child's giftedness): \_\_\_\_\_

\_\_\_\_\_

\_\_\_\_\_

\_\_\_\_\_

\_\_\_\_\_

\_\_\_\_\_

Future contacts planned: \_\_\_\_\_



Appendix G

REFERRAL FORM FOR GIFTED CLASS IN HEADSTART  
CHAPEL HILL TRAINING-OUTREACH PROJECT

Child's Name: \_\_\_\_\_ Today's Date: \_\_\_\_\_

Child's Birthdate: \_\_\_\_\_

Parent's Name: \_\_\_\_\_

Address: \_\_\_\_\_  
(Street or P. O. Box)

\_\_\_\_\_  
(City) (State) (Zip)

Phone: \_\_\_\_\_

Name of Center: \_\_\_\_\_

Teacher's Name: \_\_\_\_\_

Director of Center's Name: \_\_\_\_\_

Is family aware of Outreach Program? \_\_\_\_\_

Reason for referral (Why do you think the child is gifted?) \_\_\_\_\_

\_\_\_\_\_  
\_\_\_\_\_  
\_\_\_\_\_  
\_\_\_\_\_

How long has child attended Head Start Program? \_\_\_\_\_

PLAY OBSERVATION RECORD  
by Donald Bailey

The purpose of the Play Observation Record is to gather a sampling of information about individual children at play. Hopefully, this will be a quantitative as well as qualitative *description* of the child's behavior. The purpose of this section is to make suggestions that will facilitate accurate, efficient, and consistent recording of information.

*Setting:*

Observation should take place at a time and place in which the child:

- a. Is free to *choose* his activities.
- b. Is free to choose whether he wants to do the activities alone or with others.
- c. Has access to toys, pretend clothing, games, paper, crayons, sand, clay, etc.

*Time Limits:*

Observation should:

- a. Be in terms of 15-minute sessions.
- b. Include at least one indoor and one outdoor session.
- c. Be on at least two separate days.

The total amount of observation will depend on the observer's time limits. Attempts should be made to observe in as many *different* settings as possible (cottage, home, gym, classroom, outdoor play area, etc.)

*Recording Information*

Record what you have observed on the Activity Forms. Each page is divided into two of these activity forms, separated by the heavy line in the center of the page. Move to a new activity form (half of a page) each time there is a shift in the child's activity. Each activity Form is divided into 7 sections, as indicated by Figure 1.

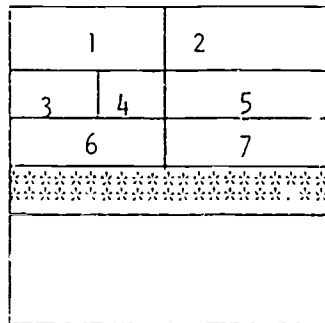


Figure 1

The following is a description of the kinds of information which should be placed in each section.

1. Time: Record, to the nearest minute, the time at which the child began this activity and the time at which he completed it or switched to another activity. After observation you can go back and compute the length of time the child spent on each activity. Be sure to move to a new activity form when there is a change in what the child is doing.
2. General Category: This is a general description of the kind of activity the child is engaged in. Here is an elaboration of the kinds of things found in each category:
  - a. Constructive play: Building with blocks, Lincoln Logs, tinker-toys, etc.; forming or shaping with mud, sand, or clay; drawing or painting, puzzles cutting, pasting, beadwork, etc. Is not a simple interaction with an object, but rather results in a completed or partially completed product, such as a tower, a drawing, or a collage.
  - b. Dramatic play: Make-believe activity in which he pretends or simulates situations and people.
  - c. Object play: Interaction with an object that does not involve dramatics or construction. Includes use of toys and equipment such as swinging, sliding, climbing, investigating a new toy, playing with an old toy, playing a musical instrument.
  - d. People play: Interaction with children or adults that does not involve dramatics or construction. Could be a board game, outdoor game, or patty-cake.
  - e. Daydreaming: Fanciful mental play, often referred to as fantasy. This will be a subjective observation on the part of the observer. One indication is that while the child who is engaged in make-believe play is annoyed if play is interrupted, the daydreamer is actually shocked back into reality by an interruption.
  - f. Inappropriate behavior: Refers to a broad range of activities which are either clearly against the rules or which involve physical or verbal aggressiveness against an object or a person. Examples include hitting, biting, yelling inappropriately, tantrums, time-out, etc.
3. Company: Check the box that best describes the extent to which this activity was done with other people. If there are two possible boxes to check (Ex: Child begins playing by himself and in 3 minutes another child comes over to play), then check them both and indicate next to the boxes the approximate length of time of each.
4. Verbalizations: This section is divided into three categories referred to as *talking* (to self, to toys, or to other people), *singing* (or humming or poems, nursery rhymes, etc.), and *other*. Rate each area based on the following code:

- 1 - Not at all
- 2 - Some
- 3 - Some more
- 4 - Constantly

5. Specific description of activity and/or product: This should be a written elaboration of the general category and should be quite specific in describing exactly what the child was doing. Include where he was doing it, the materials he used, and any product which may have been completed or partially completed. Examples of products: he won the game; she built a bridge using 11 blocks that looked like this:

; he drew a picture of a man with 7 parts that looked like this:

6. Miscellaneous observations

- a. Self-rating of any products. Circle 1, 2, 3, or 4 based on the following code:

- 1 - pleased with his product or workmanship
- 2 - is somewhat critical of his product
- 3 - is very critical of his product
- 4 - hides or destroys his work if others insist on seeing it

- b. Interaction with others. Rate each area (Appropriate Behavior, Mildly Inappropriate Behavior, Seriously Inappropriate Behavior) 1, 2, or 3 based on the following code:

- 1 - none of the time
- 2 - some of the time
- 3 - most of the time

This rating is different from the general category of inappropriate behavior in that it occurs within a given activity and not as a separate activity.

7. Comments: This will be the most subjective information and will vary according to the observer's skill in noting and evaluating behavior. Comments here should serve to help an outside reader of this record to have an idea of the processes involved in the child's activity. Information should include:

- a. strategies the child used for solving problem
- b. uniqueness of the products (in the observer's opinion)
- c. quality of work
- d. Did the child seem to enjoy the activity?
- e. Did he seem unusually curious about things?
- f. observed sense of humor

---

Play Observation Record was developed by Don Bailey and based on information found in:

Hurlock, E. B. Creativity. *Child Development*. New York: McGraw-Hill, 1972.



OBSERVATION SCALE

Child's Name: \_\_\_\_\_ Date of Observation: \_\_\_\_\_  
 Agency or Home Address: \_\_\_\_\_ Age: \_\_\_\_\_  
 Handicap: \_\_\_\_\_ Observer: \_\_\_\_\_  
 Where Observed: \_\_\_\_\_

Length of Observation: \_\_\_\_\_ 1 Not observed 3 Moderate amount  
 Distribution of Activities (# of minutes) 2 Small amount 4 Great amount

Constructive play _____	Humor				
Dramatic play _____	Production	1	2	3	4
Object play _____	Creative				
People play _____	Production				
Daydreaming _____	or play	1	2	3	4
Inappropriate behavior _____	Curiosity	1	2	3	4
	perseverance	1	2	3	4

End time: \_\_\_\_\_  
 Begin time: \_\_\_\_\_  
 Length: \_\_\_\_\_

General category:  
 dramatic play     constructive play  
 object play     daydreaming  
 people play     inappropriate behavior

Company	Verbalization
Alone	Other
w/1 child	1 2 3 4
w/children	Singing
w/1 adult	1 2 3 4
w/adults	Talking
w/group of children and adults	1 2 3 4

Specific description of activity s/or product:  
 \_\_\_\_\_  
 \_\_\_\_\_  
 \_\_\_\_\_  
 \_\_\_\_\_

Self-rating of products  
 1 2 3 4

Comments: \_\_\_\_\_  
 \_\_\_\_\_  
 \_\_\_\_\_  
 \_\_\_\_\_  
 \_\_\_\_\_

Interaction w/others

	Mildly	Seriously
Approp.	Inapp.	Inapp.
1	1	1
2	2	2
3	3	3

Appendix I  
QUESTIONNAIRE

Code #:           

Age:           

Sex:           

Race:           

Type of Special need:           

Age of Onset:           

List all schools attended beginning with elementary school.

Highest Grade Attended:           

1. Have you ever been in either a specialized training center or a full-time residential center? If so, why and for how long? Please describe the positive and negative aspects of being there?

2. Were you able to participate in activities with siblings and/or normal peers in your neighborhood? What has been their reaction to you?

What type of barriers prevented total community integration?

3. What has been your biggest adjustment in adult life?
4. How could you have been more adequately prepared for #3 above in your formal schooling?
5. Was a label given to your diagnosis?. If so, what was it? What were your feelings about your label?
6. Looking back on your school career, what were the most positive aspects? The most negative aspects?

7. If a child with special needs similar to yours was going to be placed in a regular class in an elementary school in your town, what suggestions could you give to the child in helping him (or her) positively adjust to the class? What suggestions would you give to the teacher of ways to help the child?
  
8. Today there is much debate concerning appropriate schooling for children with special needs. Some people want special class placements; others want total integration into regular school programs; and others are suggesting a compromise consisting of part-time placement in a regular class and part-time placement in a special class. What are your feelings about this? What programs would you have preferred for yourself?
  
9. What and/or who has been the most important influence in helping you deal with your special needs? Explain.

10. In what ways have your family been helpful in making your necessary adjustments? In what ways have they posed problems for you?

11. Describe your self image as a child. Has it changed as you have become an adult? To what do you attribute the changes, if any?

### Instructions

In the following section there are a series of questions that are to be answered by circling the number that is most appropriate. Circle only numbers, do not circle the words at the end of each rating scale. For example,

To what extent do you enjoy your job?

1	2	3	4	5
Very little				Very Much

If your answer was "very little" you would circle the number "5". You would circle the numbers "2", "3", or "4" for less extreme reactions. Also, feel free to add any additional comments in the space provided after each question.

1. To what degree do you now feel you have special needs?

1	2	3	4	5
Mildly				Severely

Comments:

2. To what extent have your parents provided you with needed understanding and support?

1	2	3	4	5
Very little				Very much

Comments:

3. To what extent have your teachers provided you with needed understanding and support?

1	2	3	4	5
Very little				Very much

Comments:

4. To what extent have professionals other than parents and teachers provided you with needed understanding and support? What profession were they?

1	2	3	4	5
Very little				Very much

Comments:

142



Please answer the following questions about yourself.

Marital Status:

Present Occupation:

Salary Range: below 5,000 \_\_\_\_\_  
5,000-10,000 \_\_\_\_\_  
10,000-15,000 \_\_\_\_\_  
15,000-30,000 \_\_\_\_\_  
30,000-50,000 \_\_\_\_\_  
over 50,000 \_\_\_\_\_

Currently receiving support from: Vocational Rehabilitation \_\_\_\_\_  
Social Security \_\_\_\_\_  
Other Soecial Fund \_\_\_\_\_

Approximate joint income of your parents:

below 5,000 \_\_\_\_\_  
5,000-10,000 \_\_\_\_\_  
10,000-15,000 \_\_\_\_\_  
15,000-30,000 \_\_\_\_\_  
30,000-50,000 \_\_\_\_\_  
Over 50,000 \_\_\_\_\_

Father's Occupation:

Mother's Occupation:

Father's highest grade completed:

Elementary School \_\_\_\_\_  
High School \_\_\_\_\_  
Some College \_\_\_\_\_  
2 Year College Degree \_\_\_\_\_  
4 Year College Degree \_\_\_\_\_  
Some Graduate School \_\_\_\_\_  
Graduate Degree (Specify) \_\_\_\_\_

Mother's highest grade completed:

Elementary School \_\_\_\_\_  
High School \_\_\_\_\_  
Some College \_\_\_\_\_  
2 Year College Degree \_\_\_\_\_  
4 Year College Degree \_\_\_\_\_  
Some Graduate School \_\_\_\_\_  
Graduate Degree (Specify) \_\_\_\_\_



Answer the following questions as if you were setting up a program for gifted children with special needs.

1. To what extent would you emphasize the development of assessment procedures?

1 2 3 4 5  
Very little Very much

Comments:

2. To what extent would you emphasize the development of a special curriculum to accentuate strengths?

1 2 3 4 5  
Very little Very much

Comments:

3. To what extent would you emphasize the development of a special curriculum to remediate special needs?

1 2 3 4 5  
Very little Very much

Comments:

4. To what extent would you emphasize the development of a special curriculum in affective and social areas?

1 2 3 4 5  
Very little Very much

Comments:

5. To what extent would you emphasize working with families on problems related to their child's disability?

1 2 3 4 5  
Very little Very much

Comments:

141

6. To what extent would you emphasize working with community resources (public schools, day care centers) to help them to integrate your children into ongoing community programs?

1 2 3 4 5  
Very little Very much

Comments:

7. To what extent would you emphasize training public school teachers to effectively work with gifted students with special needs in regular school settings?

1 2 3 4 5  
Very little Very much

Comments:

8. Please rank order the previous 7 questions in terms of their importance for developing a program for gifted children with special needs. In other words, if you feel that working with families is the most important priority, place that number (#5) next to rank #1. If you feel that training public school teachers is the least important priority, place that number (#7) next to rank #7. Assign intermediate ranks (#2-6) to those priorities between the extremes. Please assign only one number to each rank.

Rank #1 \_\_\_\_\_ (Most important)  
Rank #2 \_\_\_\_\_  
Rank #3 \_\_\_\_\_  
Rank #4 \_\_\_\_\_  
Rank #5 \_\_\_\_\_  
Rank #6 \_\_\_\_\_  
Rank #7 \_\_\_\_\_ (Least important)

## Appendix J

### D.D.D.L. Evaluation

#### Pre-evaluation home visit

- a. prepare patients and child for evaluation
- b. secure developmental screening of child's function and observe behavior in familiar setting
- c. assess home environment
- d. contact and involve community agencies in home visits and evaluation as appropriate and with parental consent

#### Two-day evaluation

	<u>Day 1</u>	<u>Day 2</u>
Morning	Psychology Medical History Medicine	Occupational Therapy (child) Social work (parents) Audiology Speech
Afternoon	Lab work Dentistry Nutrition	Special Education (child) Psychiatry (parents) Psychiatry (child) Videotaping

#### Evaluation conference

- Purposes:
- To arrive at diagnosis of child and recommendations for family
  - To demonstrate evaluation and conference methods and findings to students and visitors
  - To outline a treatment program
  - To teach staff and students to relate to a variety of disciplines in an effective, concise manner

Conferences, held approximately one week following the evaluation, are usually in one of five structural formats. Often the sequence includes a brief introduction and background by the chairperson followed by pertinent findings by each discipline grouped into segments (e.g., biological, environmental-emotional, and developmental). A specific teaching segment on a particular aspect of interest related to the particular child and family is usually included and may be done by a member of any discipline, members of several disciplines together, or outside experts in the field. The summary includes recommendations, discussion of interpretation of findings and recommendations to parents, and assignment of responsibilities for reporting, letter-writing to other agencies and follow-up.

### Interpretive Conferences

Interpretive conferences, in which findings and recommendations are discussed with the family, are typically held immediately following evaluation conference. These are sometimes open to observation, but only with consent of family. Usually staff from two or three disciplines participate in the conference.

Appendix K

List of Unit-Topics

C'cus

International Week

Birds

Clothing

Community

Music

Zoo

Transportation

Farm

Holidays

Hobbies

Diet

ets

Plants

Insects

Sports

Measurement

APPENDIX L  
GIFTED-HANDICAPPED PROGRAM  
PARENT INTEREST ASSESSMENT

It is our hope that many, if not all of the following areas can be the focus of discussion, films or written materials in our work with parents this year. We solicit your ideas and will be guided by your interests and needs. Please rate the following areas from 1-5 according to your own interest or need for your own learning as a parent.

	Unneeded or Uninterested	Strongly needed or interested
Interpretation of my child's developmental profile and test results	1	5
Understanding the needs of the gifted-handicapped child	1	5
The unique role or problems of parenting a gifted-handicapped child	1	5
How children learn	1	5
How to teach a new task	1	5
Ways to stimulate my child's vocabulary	1	5
Techniques for managing problem behavior	1	5
Ways to stimulate creativity	1	5
Managing brother/sister relationships constructively	1	5

	Unneeded or Uninterested				Strongly needed or interested
Words and ways to give my child a good self image	1	2	3	4	5
Handling my own feelings as a parent	1	2	3	4	5
Home made toys	1	2	3	4	5
Becoming an effective advocate for my child's services	1	2	3	4	5
Information on my child's handi- capping condition	1	2	3	4	5
Other content areas:	1	2	3	4	5
_____	1	2	3	4	5
_____	1	2	3	4	5

Please check below the format in which you prefer to acquire information in areas listed above. Check one or more formats and list frequency you would suggest.

FORMAT	FREQUENCY (weekly, 2/monthly, monthly)
1. ___ parent group discussion with resource leader ___ morning ___ afternoon ___ evening	
2. ___ lecture, films, etc. ___ morning ___ afternoon ___ evening	
3. ___ individual sessions with staff members ___ morning ___ afternoon ___ evening	
4. ___ informal learning through classroom participation	
5. ___ prefer to be given reading materials only	
6. ___ unple or uninterested in being involved in above activities at this time	

## Appendix M

### HOME VISIT GUIDELINES

#### *FAMILY FOCUS:*

The home visitor should recognize initially that *parents* are the target population for the home visit since the total focus on the child may leave the parent feeling excluded. Although the visitor interacts with the child and brings home activities for the child, the primary purpose of the visit is to expand the parent's knowledge of and involvement in the child's growth process.

#### *INDIVIDUALIZATION:*

Although the brief Parental Needs Assessment and Child Skill Priorities permit parents to list the areas of interests for information for themselves and desired skills for their children, there are a number of informal assessments that the effective home visitor must make in the first or early visits. In order to individualize the work with any family, the following areas should be considered:

- Accuracy of parental perception of child functioning
- Parental attitude toward the child
- Parental strengths and unique assets
- Parental needs - physical, psychological, educational, vocational, and financial
- Motivation to assist child's learning process
- Family life style and goals
- Past use of resources
- Openness to new ideas
- Extended family support system

The visitor's ability to have realistic expectations for the family's participation will be based on the recognition of these many factors that direct the family's reaction to the overall program. The visitor will need to be flexible in both approach to the family and in his/her acceptance of the extent of the families involvement.

#### *POSITIVE APPROACH:*

The family who is given early positive comments about their child and their parenting will be more likely to respond to the visitor since the visit becomes a rewarding experience. The early positive comments also recognizes the parent as a prepository of information about their child's unique needs and abilities. The program presentation as an opportunity for increased involvement in child's development may be more readily accepted than the approach that suggests or implies that parent deficiencies will be remediated.



#### *PARENT-TEACHER ROLES:*

The program's concept of teachers' and parents' roles is important for home visitor and parent to discuss. These roles have been traditionally seen as separate and distinct with the parent providing for the emotional needs of the child and the teacher providing the cognitive input. It may be helpful to interpret the program's recognition that parents are the child's first and most extensive teacher. Parents are always "teaching" in an informal way. Although the program views the structured learning process as the primary responsibility of the teacher, the parent is sought as a collaborator in the establishment of long and short range objectives for the child. The home visitor should encourage the parent to utilize the informal, unstructured and natural teaching opportunities for the child's time at home with the parent. A flexible and non-competitive view of the teacher-parent role facilitates a team approach and avoids the "turn-off" to learning that may occur if parents become embroiled in a rigorous program of drills. Parents should be encouraged to keep the learning spontaneous and fun.

#### *HOME VISIT OUTLINE:*

Although the home visit should be as informal and spontaneous as possible, the following should be covered in each visit:

1. Feedback from the child's classroom experience
2. Feedback on use of home activities and materials
3. Viewing of filmstrips and discussion of content
4. Brief presentation and review of printed materials
5. Presentation of new home activity materials
6. Scheduling of next home visit


Appendix M-1  
 Gifted Head Start Home Visits Plan  
 Visit #1 - Self Concept

*Preparation and Materials:*

This visit is a crucial one in that the tone is set for subsequent contacts with the families. Call and make an appointment that is mutually convenient.

On the first visit, the activity board should be prepared to provide activity space for the child for this visit as well as subsequent ones.


1. *Activity Board and Cards:*



Pegboard with metal hooks,  
 15 per row, every other  
 hole of the pegboard

Small cards of colored cardboard  $1\frac{7}{8}'' \times 4''$  should be cut with a hole punched in one end so it can be hung on the hooks on the pegboard. There should be 4 colors of cards with 2 sets of each task.

One set should have the child's name:



$1\frac{7}{8}''$



A second set of contrasting color should carry the child's name also so that the parent can put the first set on the top row of the board and let the child match cards across bottom row. The back of these cards may use a different color ink or Magic Marker to give child's home address on reverse side of these cards.

153

A Third and fourth set of cards of two additional colors should carry the date of the child's birthday on one side and the phone number on the other.

2. *Filmstrips:*

- a) "How a Child Sees Himself" #1 from Understanding Early Childhood Ages 1-6 Series, The Child's Relationship with the Family

3. *Printed Materials:*

Book VI, *The Importance of Good Feelings*, Book VI of the Bowdoin Method Series.

Appendix M-2

VISIT # 2

How Children Learn

*Preparation and Materials:*

This visit permits the home visitor to explore with the parent their understanding of when and how a child learns. Discuss the way children learn by seeing, hearing, smelling, tasting, touching, but most of all by modeling after parents and others. Children learn by doing and talking. Let them discuss what they want their child to learn and how they can help him do it.

Generally children do best in later learning if parents encourage them to be:

- \* self reliant
- \* inquisitive
- \* willing to take risks
- \* able to pursue their own interest
- \* interested in books
- \* verbal
- \* willing to utilize T. V. wisely

1. *Activity Cards:* Cards similar to those made for lesson one (1 7/8"x4") should be prepared. Duplicate sets of each type will permit the child to match cards on the activity board. Suggested cards for this visit include:
  - a) *shapes:* triangle, square, circle, rectangle, oval, heart, diamond, hexagon
  - b) *colors:* ten or twelve color chips pasted on the cards
  - c) *textures:* various pieces of rubber, wood, sandpaper, metal, plastic, glass, rough fabric, smooth fabric, carpet
2. *Filmstrips:*
  - a) "How the Young Child's Mind Grows" # 2, from Understanding Early Childhood Ages 1-6 Series, and Preparing the Child for Learning Set
  - b) "The Teachable Moments" # 1 from Effective Parent Series, Learning in the Home Set
3. *Printed Materials:* *How Your Child Learns*, Book III in the Bowdoin Method Series.

Appendix M-3

VISIT # 3

Parents as Teachers

*Preparation and Materials:*

The purpose of this visit is to help parents see themselves as a teacher in the everyday routine. The parent has many opportunities to teach in the home, car, grocery store, etc. By recognizing the *natural teaching* experiences and utilizing these as fun times, the parent maximizes the child's potential. It is important to help parents understand the importance of "teaching" as much as the child wants or enjoys, but to *avoid pushing* so that the child gets "turned off" to learning. The importance of praise and realistic goals should be stressed. They should not expect a young child to be disciplined about learning.

1. *Activity Cards:* Cards 1 7/8"x4" should be prepared with duplicate sets of alphabet and numbers. Parents can let child match these or children can take cards and match them to letters on newspapers, books and covered boxes, etc.
2. *Filmstrips:*
  - a. "Where Can a Young Child Learn", #5 from Understanding Early Childhood, Ages 1-6 Series and Preparing the Child for Learning Set
  - b. "The Parent is a Teacher", #3 from Understanding Early Childhood, Ages 1-6 Series in the Child's Relationship with the Family
3. *Printed Materials:* *Parents are Teachers*, Book 1 in the Bowdoin Method Series

Appendix H-4

VISIT # 4

Stimulating Language

*Preparation and Materials:*

The purpose of this visit is to help the parents recognize the importance of talking with the child and encouraging language as the key to unlock most of his world. It is the child's most essential task and one that parents can facilitate with time and attention. Not only does the child learn words, he begins to enjoy communication which is the foundation for all his relationships.

1. *Puppets:* Puppets can be made and given to child and parent. Encourage them to let the puppets talk each night before going to bed as well as other times. Puppets can take the focus off the parent and child and make them become more relaxed. A duck and bunny can be made from yellow and white terry cloth.

2. *Visual Media:*

- a) "How Language Grows" #3 from Understanding Early Childhood Series Ages 1-6 and Preparing the Child for Learning Set
- b) "Black, Proud and At It" from With Pride to Progress Series and the Black Child Set
- c) "Parents, the Language Teachers" videotape available from Bill Wilkerson, Speech and Hearing Center, Peabody University, Nashville, Tennessee

3. *Printed Materials:*

- a) *Thousands & Thousands of Words*, Book II  
Bowdoin Series
- b) *Parents Guide to Language Development* by David C. Wilson, unpublished training material from Chapel Hill Training Outreach Project

VISIT # 5

Dealing With Problem Behaviors

*Preparation and Materials:*

The purpose of this visit is to permit parents to examine alternate ways of defining and dealing with problem behavior. Most parents treat their children the way they were treated by their parents. Consequently, many unproductive practices are continued without exploring new ways of handling problem behavior. Often parents have labeled inquisitiveness, independence, or talkativeness as a problem behavior. The home visitor will need to have the parent define the problem behaviors as well as supporting their effective strategies of child management and offering other options if needed.

1. *Activity Cards:* Draw one happy face on the 1 7/8"x4" card and one very angry face on another card. Take about 20 blank cards. Ask parent to hang the *happy* face on the activity board for a week. Suggest that the parent use the blank cards and write on each one some behavior that pleases the parent as the child does it.

Encourage the parent to praise the behavior as he hangs the card under the happy face. The object is to help the parent focus on the positive. Often the child's behavior changes when he begins to receive praise for appropriate behaviors rather than constant criticism.

The parent might hang the happy and angry faces on either side of the board the second week and then begin to note the problem behaviors as well as the positives. These will give some specific behaviors for the home visitor to discuss on the next visit.

*Some suggested positive behaviors parents can note:*

- 1) sharing toys or food with friends or siblings
  - 2) taking turns
  - 3) putting toys away
  - 4) dressing self
  - 5) helping with brother or sister
  - 6) saying please, thank you
  - 7) doing small home chores
  - 8) following directions
2. *Filmstrips:* a) "When Children Disobey" #1 from Everyday Problems of Young Children  
b) "When Children are Aggressive: #2
  3. *Printed Material:* *Instead of Nagging* Booklet V, Bowdoin Series

## VISIT # 6


## Your Child's Creative Expression

*Preparation and Materials:*

The purpose of this visit is to encourage parents to appreciate and stimulate their child's creative expression. Parents should be urged to provide materials, time and space for children to do creative things. The parents' positive attitude toward the child's natural curiosity as well as their interest in his creative products, can support the child's creative urges. Through questions and games, parents can give their children an opportunity to develop imagination, do creative problem solving, and make careful observations. Divergent thinking can be facilitated by asking children to consider multiple uses of objects or innovative solutions to problems. Parents can help children acquire skills in analysis, synthesis and evaluation by asking children to consider parts of objects, how objects or information relates to each other and the value or functions of objects.

*Activity Materials:*

- a. *Flannel Board:* A heavy cardboard covered with flannel about 16" X 20" should be made. Small paper geometric shapes in a variety of colors that have small pieces of fine sandpaper glued to the back provide a medium for the child to create numerous items.



- b. *Activity Cards:* Small cards, the size of alphabet series, can be made by gluing small magazine pictures on the cards. These can be used for sorting, but could also be a stimulus to encourage the child to do fluency thinking of additional words for each category.

<u>Vehicle</u>	<u>Clothing</u>	<u>Food</u>	<u>Animal</u>	<u>Person</u>
Boat	hat	fruit	Owl	man
car	glove	cereal	cat	baby
plane	pants	bread	cow	boy
wagon	shirt	meat	dog	girl
tricycle	coat	vegetable	rabbit	woman



Appendix N

GIFTED HEAD START NEWSLETTER

McDougald Center

The Gifted Head Start Class will be studying measurements the next two weeks and we have some suggestions for activities or conversations that you can share with your child.

Measurement involves many things in everyday life. Some things you may want to talk to your child about are his/her own height and weight. Mark their growth on the wall and then compare it with your own height. Weigh your child, discuss with him the weight differences of different sized people.

When you cook, include your child. Let him measure wet as well as dry ingredients. It may be necessary to let him get messy.

There are other types of measurements you can discuss. Measurements of time, the speedometer on your car, your watch, a calendar or the seasons.

Your closet has a treasure of "measurable" items. Compare shoe sizes, different sized clothes and hats. Rummaging is a busy activity for an active child!

Some future topics the children will be studying are Easter, vegetables and Springtime. We hope to suggest some activities in a newsletter for you and your child to share. If you have any questions about our classroom, your child's progress, or suggestions for us, please feel free to contact the Gifted Head Start Teacher, Sylvia Smith at 596-2338.

100

CLASSROOM ORIENTATION OUTLINE

1. *Philosophy (basic approach to classroom):* The approach to assessment, curriculum and teaching is *developmental*. Each child is assessed in all areas and program is geared towards facilitating development by utilizing strengths and remediating deficits within limits of disability.
2. *Individualization (planning and methods of instruction):* Each child's program is planned individually based on assessment and parental information. Instructional program reflects areas of appropriate intervention for that child's needs. In addition, all children participate in some group activities.
3. *Schedule (schedule of activities, transition techniques, good times to visit, etc.)*
4. *Curriculum (rationale for and planning of curriculum):* The curriculum for the gifted-handicapped class has three major components - activities in many developmental areas based on the unit approach as in the original Outreach Preschool curriculum, higher level cognitive and creative activities from the curriculum being developed based on Bloom's taxonomy of educational objectives, and remedial activities and therapy for specific deficits.

Units on topics such as the farm, nutrition, dinosaurs, hobbies, etc. are designed to last 1-2 weeks. Each unit begins with activities at the more basic levels of cognition that are more teacher directed. As the unit progresses, activities are more individualized with less direct instruction and more student-initiated activity.

5. *Room Arrangement (rationale, specific advantages and constraints, materials):* Interest centers include art, housekeeping, theatre, fine motor, reading corner, and "unit of the week" center. Materials are commercial and teacher-made to reinforce the multisensory approach to learning. Books and materials on bookshelves near door are for parents and children to borrow for home use.
6. *Classroom Management (responses to questions, inappropriate and appropriate behaviors, technique for specific situations such as separation problems, etc.):* Responses to behavior reflect the goals of the classroom. Positive reinforcement in the form of attention, praise, smiling and hugging are used to encourage independence on specific tasks and positive social interaction (sharing, taking turns, helping each other.) Modeling or demonstration is used to encourage appropriate behavior as well as to teach specific skills. Non-participation or inappropriate responses or behavior are ignored in most cases, unless a child hurts another person or is destructive with classroom materials. Should such behavior be a problem in the classroom, time-out procedures would be used but this has not been necessary.

Appendix P

CLASSROOM OBSERVATION GUIDE

1. Child's attending behavior  
(Shorter attending - longer attending indicates more maturity as attention span grows.)
2. Child's level of involvement in specific activity  
(Increasing involvement also indicates higher development level.)
3. Level of teacher directed vs child directed activity  
(Lower developmental level requires more teacher direction. Child becomes more self-directed with increasing maturity.)
4. Teacher reinforcement of the child  
(Notice how teachers reinforce child's *appropriate* behavior.)
5. Child's imaginative and creative expression
6. Limits set for the child  
(Classroom limits of social behavior - no hurting others or oneself - please, thank you, etc. encouraged.)
7. Management of problem behavior  
(Note techniques used for child's management.)
8. Child attention seeking strategies
9. Child peer relationships
10. Staff-staff relationships  
(Its affect on child, parent-parent relationships also affect the child.)

## Appendix Q

### GIFTED-HANDICAPPED PROJECT PARENT MANUAL (OUTLINE)

Prepared by Jacalyn Burst

Mainly through the efforts of a dedicated graduate, social work intern, the Parent Manual was prepared to provide parents with basic information about the project as well as other resources. Much of the information from the manual is included elsewhere in the *Project Summary*, so just a couple of sample sections are printed here, along with the Table of Contents.

#### TABLE OF CONTENTS

- I. Introduction
  - A. Description of Gifted-Handicapped Project
  - B. Affiliation with Outreach Project
- II. Curriculum
  - A. What is Curriculum
  - B. Curriculum Alternatives
  - C. Chapel Hill Training-Outreach Project
- III. Classroom
  - A. Program
  - B. Screening
  - C. Admission
  - D. Classroom
- IV. Team Approach
- V. Supplementary Services
- VI. Guidelines for looking at Other Programs
- VII. Recreational information
- VIII. Source List for Parents of Gifted-Handicapped Children
- IX. Gifted-Handicapped Program Book List

# TEAM Approach

Since you are your child's first, longest, and most motivated teacher, we believe that a team approach between home and school is essential if your gifted-handicapped child is to make the most of his/her potential. Such a cooperative approach provides more continuity and coordination of the child's training program through the flow of information between home and school. It also permits greater individualization of the program for parents and children. Through their involvement in the program, parents also find support in their relationship to other parents.

Plans for parent participation are individualized and will therefore reflect the needs and interests of each set of parents. In an effort to make your participation as meaningful as possible, you can anticipate the following opportunities:

## *INTAKE:*

Your first contact with us will be with a family coordinator who will discuss the program with you and obtain information about your child. A needs assessment will be filled out to provide us with additional information about your interests and special concerns.

## *PARENT MEETINGS:*

Monthly meetings will be scheduled with the parents as a group. These will be planned to provide information about the program, parenting skills, teaching techniques, and ways of stimulating your child. Group discussions, films, and materials will provide a varied format for these sessions. These will also provide an opportunity for parents to share experiences and ideas with each other.

## *INDIVIDUAL CONFERENCES:*

Individual parent teacher conferences will be held with each child's parents at least quarterly to jointly plan objectives for the child's program. These will be based on an assessment of the child's skills in several areas as well as your own priorities.

Individual conferences with family coordinators will be arranged as needed or requested by parents. Additional conferences with teaching staff or other project personnel may also be arranged on request.

#### CLASSROOM OBSERVATION:

Early in the child's time of attendance, you will be asked to observe the classroom. A staff member will use this opportunity to interpret the approach of the program, the classroom arrangement, schedule, activities and management of the behavior in the classroom. An observation form (see page ) will assist you in noting activities and important interactions. Classroom observation is permitted anytime during 9:00-12:00 that the observation book is not scheduled for use by the neighboring classroom. If other visitors are in the booth, please refrain from talking about the program or children. We are required to keep a record of observers, so be sure to record the date and time of your visit on the door to the observation room.

#### CLASSROOM PARTICIPATION:

Parents are encouraged to work as volunteers in the classroom, though this is not mandatory for your child's participation in the program. Classroom involvement enables parents to acquire new skills as well as extend the quantity of individual time available for the children. Parents will need to arrange their volunteer time with the classroom teacher. Regular scheduling is necessary for effective classroom planning, so make your plans and be sure to notify the staff if there are necessary changes.

Assistance with field trips, making classroom materials, and other options for classroom participation are available. These opportunities will be arranged with you individually to provide flexibility in time and scheduling.

#### PARENT BOOKS AND TOY LIBRARY:

In the classroom you will find a lending library of parenting books and toys for your child. These may be borrowed for two weeks and you are urged to use them freely.

#### PARENT BULLETIN BOARD:

Items of interest and information will be posted on the *parent panels* over the coat rack near the door to the classroom. We urge you to notice the materials there and also to share items you may wish to post.

#### ADVOCACY:

The staff of the Gifted-Handicapped Program acts as advocates for the children when additional or subsequent services are sought. Information about current programs and services is maintained for the families. Staff follow through assists in the procurement of appropriate services and maintains interagency liaison when other agencies are simultaneously serving the Gifted-Handicapped participants.

In addition to staff advocacy on behalf of the children and families, the program assist families in becoming advocates for their own children. Through group discussions and printed materials, parents are given strategies and suggestions for effective work to procure and coordinate their child's needed services.

160

# WHAT NEXT ?

## GUIDELINES FOR LOOKING AT EDUCATIONAL PROGRAMS

Parents of handicapped as well as non-handicapped children may be faced several times throughout a child's educational career with selecting an educational program. This can be an extremely difficult task. To facilitate future selection of a program for your child, the following are some guidelines for looking at programs.

### 1. *Who is population being served?:*

It is often helpful to know the characteristics of the group of children served by a particular program (ages, types of disabilities or special abilities, whether the group is homogeneous or heterogeneous). This type of information may provide insight as to whether the program and the staff are suited to your child's needs.

### 2. *Staff to child ratio:*

Although guidelines vary from state to state and within states from one type of program to another, it is good to check on the number of adults actually available for instruction as compared to the number of students. This will give some idea as to the amount of individualized instruction and planning your child is likely to receive. Often the number of adults available include parents, other volunteers, students, etc. -- all who can and should be counted as available to provide direct instruction. On the other hand, when brochures state a number for total staff, be careful to find out who is included in that figure. (The cook, maintenance men, etc. are *not* instructors.) Observation is an excellent way to be sure what the ratio is in actual teaching.

### 3. *Parent involvement:*

Is there a parent involvement to this program?  
At what levels are parents included in planning?  
Is there an opportunity to participate in class activities?  
Is there a required amount of participation?  
Are there additional outside activities, groups, etc. for parents and/or other family members?  
Is the parent program flexible to individual needs?



Appendix R

GIFTED-HANDICAPPED PROGRAM

CHILD'S SKILL PRIORITIES

The staff of the Gifted Project is most interested in knowing what goals you, the parents, have for your child. To help develop the best possible educational program, please consider all areas of development and list what you would like your child to learn in each area. Please list very specific activities.

1. *Gross Motor:* activities that involve the legs or arms  
Ex. Catch or throw a ball, climb stairs, run
  
2. *Fine Motor:* activities that involve the hands  
Ex. String beads, build tower, unbuttoning
  
3. *Cognitive:* activities that involve thinking  
Ex. Matching, counting, labeling, sorting
  
4. *Language:* naming objects or comprehending directions
  
5. *Self-help:* activities that promote independence  
Ex. Eating, dressing, grooming, toileting,  
self-direction

## Appendix S

### HOME ACTIVITIES

These activities are intended to add to the learning experiences the children are getting at school. I have tried to design them so that there is something appropriate for each child in the class. I send them all to each of you so that you may choose the ones that you want to do with your child. If you have any comments you may write them on the back of the sheet and return it to school.

Thank you

---

#### UNIT: Communities and Community Workers

- Activity 1.* The sounds of the community that are characteristic of certain jobs can be heard in your neighborhood and when driving or visiting other areas. When you are with your child, try to identify the sounds of such activity such as the noise of sanitation trucks and workers. You might discuss the importance of their keeping the community clean. Another sound that can often be heard is sirens of police cars, ambulances or fire engines. Try to determine which one is heard and discuss the reasons for such loud sirens.
- Activity 2.* If you know anyone or if a member of your family works in a job that serves the community at large, discuss this person's job with your child and ask that person to talk about their job with your child.
- Activity 3.* Play a game of acting out the jobs you have discussed or observed with your child. If your child shows an interest in a certain person's job, help to figure out what that worker does for the community and pretend with your child that you are working at that job.
- Activity 4.* Help your child set up a play community using blocks and toy figures or using boxes and toys. Show how communities are usually organized with certain important services surrounded by neighborhoods of homes.
- Activity 5.* Visit any community service organizations such as fire stations, schools, hospitals, etc. with your child. Discuss what you will see there and afterward help your child interpret what went on.

## HOME ACTIVITIES

### UNIT: International Week

We are studying some cultures from other countries and groups now. We will learn about different foods, clothing, art, costumes and customs. Do any of these activities that you would enjoy with your child.

- Activity 1.* Discuss your family's cultural heritage with your child. Talk about where his ancestors came from. If you do this already, find out about a friend's or neighbor's background and learn some things about it.
- Activity 2.* Cook and eat a food from another culture such as Mexican, Chinese or Italian. Let your child help in some way. Talk about the origins of some of the foods you may cook already such as spaghetti (Italian), Tacos (Mexican) or any others.
- Activity 3.* If you have any art or craft products from another country or culture, point these out to your child and tell about where they came from.
- Activity 4.* Look in your T. V. schedule and see if there are any programs dealing with other cultures and watch one with your child. (The educational T. V. channel often has these programs.)
- Activity 5.* Look in an encyclopedia or other reference book at home or ask at the library for games from other cultures and play one with your child.

## Appendix T

### Sample Case Study

Cathy S.

Cathy is a 40-month old girl who has participated in the Gifted-Handicapped Project on a part-time basis when she was two and on a full-time basis during the past year. Cathy has been diagnosed as having congenital nystagmus and congenital severe myopia, and wears glasses which seem to partially compensate for this problem, since she is highly mobile, can recognize shapes and can discriminate small pictures in books. Prior to enrollment in the Gifted-Handicapped Project, Cathy participated in an infant early intervention program in another state and for a short time in an infant treatment program at the Division for Disorders in Development in Learning where the program was geared toward children with skill levels far below Cathy's. Reasons for referral to the Gifted-Handicapped Program included ability to learn rapidly and development at or above chronological age expectancy in gross motor, fine motor, self-help, socialization, cognitive and language skills.

#### *Family Background*

The S family consists of Cathy, age 3 and one brother, 5, a student in kindergarten, father, 33, a fellow in internal medicine at a large teaching hospital and mother 33, a college graduate who is presently a full-time housewife. Her special interests are domestic activities of sewing and cooking. The family is a stable unit. Parents are pleasant, attractive, reserved, adequate, comfortable with each other and positive in their relationship with their children. Both parents are motivated to stimulate, but not push their children. One unique feature is their height with father being 6 ft. 5", mother 6 ft., and both of the children in the 99+<sup>th</sup> for their age.

The family's comfortable split level home is located in a large housing development several miles from town. The family enjoys material comfort and some sense of belonging to the neighborhood by participating in the church and other neighborhood groups.

Mrs. S, as the only child of her father's second marriage, is close to her parents who live some one hundred miles away and her mother has given help with child care when parents have needed to be out of town. Dr. S, son of a glass manufacturing executive, some five hundred miles away, is the older of two brothers and describes himself as a "late bloomer" whose mother's compassion for helping people strongly influenced his decision to become a doctor.

The initial impact of Cathy's visual impairment was most strongly felt by mother. Prior to participation in the Gifted-Handicapped Program, the mother was given supportive counseling through an early intervention program.

in another state. Upon Cathy's enrollment in the Gifted-Handicapped Program, the mother was reasonably confident and comfortable in working with her daughter.

#### INITIAL SCREENING AND ASSESSMENT

Cathy was enrolled in the Gifted-Handicapped Program on the basis of referral information and parent interview. Current developmental data was collected as an ongoing procedure of the program.

Initial referral information indicated development in all areas at or above chronological age expectancy. A summary of Cathy's developmental age equivalents as assessed by the *EMI Assessment Scale* at age 13 months are as follows:

Area	Developmental Age Equivalent
Gross Motor	15 months
Fine Motor	14 months
Self Help	13 months
Socialization	14 months
Cognitive	15 months
Language	13 months

An interview was conducted with both parents during January, 1976. Both parents expressed an interest in enrolling Cathy in the program but indicated concern about the severity of her impairment and uncertainty as to whether Cathy was a gifted child. Further investigation regarding specific developmental skills indicated a continuation of at or above age level development.

Developmental assessment at age 25 months using the *Learning Achievement Profile*, indicated approximate developmental age as follows:

Area	Developmental Age Equivalent
Gross Motor	26 months
Fine Motor	26 months
Social	28 months
Self Help	25 months
Cognitive	34 months
Language	34 months

Administration of the *Peabody Picture Vocabulary Test* at age 27 months indicated a mental age of 43 months.

#### CLASSROOM EXPERIENCES (1976)

Cathy entered the Gifted-Handicapped Class on March 1, 1976. She attended for four months on a one day per week, two hour per day basis. She attended with one other visually impaired child who was a year older than she.

Classroom activities during the first year of participation consisted of a number of sensory, play and social experiences centered around a

specific unit, such as fruits, clothing and pets. A typical schedule included music, language, art, constructive play, dramatic play, snack, story and gross motor activities.

Cathy enjoyed playing with adults and learned to play cooperatively with other children. She can share with others when encouraged to do so. She has unusual strengths in language skills; she often speaks in unusually long sentences, she can talk about past experiences, and can describe a purposeful activity, such as telling what she is painting or building. She does not seem personally inhibited by her visual impairment, as she runs, walks and plays with little hesitation or uncertainty. Although it is uncertain at this time as to how well Cathy can see, observations at this time are very encouraging since she can match colors, discriminate simple shapes, and can recognize small pictures.

An evaluation form completed by Cathy's parents after the four months in the program indicated that they felt participation in this program had been a worthwhile experience for Cathy. They reported that she was more interested in her environment and wanted to participate in more activities. Activities in the program were described as being very different from those planned for her other mornings during the week in that activities seemed to be structured to Cathy's own needs and abilities. Participation in the program was also reported as a worthwhile experience for them as parents in that it gave them direction. As her mother stated, "Knowing that Cathy understands at an advanced level has encouraged me to talk and read to her at a higher level."

It was recommended that Cathy continue participation in the Gifted-Handicapped Class several days per week for the next year.

At the end of the first year of the Gifted-Handicapped Project, the teacher left the project to return to graduate studies, and since he was well-liked by parents and children alike, some parents were concerned about how the children would react to a new teacher. Prior to class beginning the following fall, a party for parents, children, and staff was held for all to visit and get acquainted.

During the previous year, Cathy, who loves role-playing, would say to her mom during the ride home, "You be Don (teacher) and I'll be Margie (volunteer)." On her way home from the get-acquainted party this year, Cathy said, "You be Justine (teacher) and I'll be Mary Scott (assistant)! All who had been concerned about the transition of teachers realized they could relax! This is just one example of Cathy's adaptability and interest in other people which has really developed in the past year.

#### *CLASSROOM EXPERIENCES (1977)*

Cathy completed the 1976-77 school year in the Gifted-Handicapped Class at the Division for Disorders of Development and Learning. The class was in session four half days a week from September through June. Cathy attended the program three mornings a week.

Cathy is quite independent and freely lets everyone know her wants and desires. Cathy displayed her leadership abilities by initiating play activities

both in the classroom and in the recreation room. Two characteristics noted in Cathy's performance throughout the school year were her general intellectual ability and her creative thinking.

Cathy learns nursery rhymes and songs very quickly. She uses abstract words (like proud, angry, disappointed, etc.) to express her feeling or retell personal experiences. Her imaginative and verbalization skills are clearly seen in dramatizations. One of Cindy's favorite activities is to role play or act out stories that have been read to her. She frequently changes her voice and uses props to make the dramatizations more life-like.

The AIMS Pre-reading kit has become one of Cathy's favorite activities. The program is especially good for Cathy because it allows her to work independently in an area she is very interested in learning.

Cathy's number skills include: rote counting through fifteen, recognizing and labeling numerals one through three and four and five with a verbal cue. She has one to one correspondence through five objects.

Cathy's cognitive skills are continuously improving. She learns facts and rules quickly and generalizes the information to many situations. She names materials objects are made from and is beginning to show an understanding of time. Cathy is learning to follow a three stage command in order. Using a model, she draws a ten part man, showing great interest in details.

Cathy is a very coordinated child. She catches a bounced ball, throws a ball overhand, and stands on one foot for a few seconds. She is learning to hop and walk the balance beam independently.

Drawing is another area of interest for Cathy. She labels and draws circles, squares, and triangles. Cathy is beginning to label and draw the letters in her name. She enjoys playing games that involve letters like matching lettered blocks to words, and fishing for letters in a pond.

Cathy is becoming consistent in verbalizing her toilet needs and being independent in caring for her needs.

Cathy enjoys working in one to one teacher-child activities. Her attention span is very long (20-25 minutes) for activities that interest her. Cathy will complete an activity less interesting to her when told she can draw or paint on completion of the task.

#### *EVALUATION AND RECOMMENDATIONS: 1977*

Getting away from the label of "handicapped" is strongly recommended in Cathy's case. It is felt that Cathy will enjoy and function well in a regular community preschool program. Cathy's parents have enrolled her in such a program for the fall of 1977.

Cathy has demonstrated in the past year that she learns concepts well through nursery rhymes, fingerplay games, and dramatizations. Developing

independence in self help skills is a goal she can work toward in the future. Specifically, Cathy is ready to learn dressing skills like buttoning, unbuttoning, buckling, etc. A continuation of the prereading skills begun this year is also recommended for her. Rhyming games, matching consonant sounds, alphabet picture books, and letter recognition exercises were some of the activities Cathy participated in this past year. After she progresses a little further in this area, it will be more evident as to whether she will need any modifications in reading material due to her vision.

It is important to note that Cathy has demonstrated abilities in the 4-5 year level in language, cognition, and motor skills. However, emotionally and socially, she is functioning at her present chronological age of three years.

Cathy's pre-post data and curriculum records are summarized in the text of this monograph (p.69 and 75 , Child #2). Post-testing at the age of 38 months showed developmental scores in the six areas of development according to the LAP as follows:

GM	48
FM	48-60
Soc	60+
SH	36-48
Cog	60-72
Lang	72

These scores represent gains ranging from 11 months to 38 months from assessment thirteen months earlier. The *Letter International Performance Scale*, which had not been administered before, was also used at 38 months. Cathy's developmental age on this was 60 months.

#### FAMILY PARTICIPATION

The family participation in the program included their involvement in an extensive two day multidisciplinary evaluation. This included a home visit as well as clinic interviews by the diagnostic team. Parents had daily informal contact with classroom personnel as well as quarterly structured interviews for setting long term objectives. Mother did not elect to work as a regular volunteer in the classroom, however, she did help with field trips and special events such as birthday and seasonal parties. One or both parents attended all but one of the parent meetings. Supportive counseling by the staff dealt with such concerns as sibling relationships and long term plans for Cathy's education. Because Cathy's handicap has emerged as relatively minor, the family has been helped to view and present her as a "non-handicapped" child in her next program where she will be mainstreamed with 4 year olds because of her ability.

Mother participated as a regular member of the advisory board, and was one of the most vocal when other advisory board members asked for information from staff and parents about the effectiveness of the program. In addition, mother was very interested in advocacy for other children as well as her own.



Both parents rated staff assistance with individual requests in location of other community resources one of the most helpful areas of the parent program. They also indicated that they had noticed positive changes or improvements in Cathy's behavior in all areas, and indicated a high degree of satisfaction with the program.

170

Appendix U

PROGRAM EVALUATION

Gifted-Handicapped Program

1976-77

Please be as candid and specific as possible in giving your criticisms & suggestions.

I. Parent Participation:

A. Please check any of the following ways you were involved with the Gifted-Handicapped Program:

1. Individual parent-staff conference \_\_\_\_\_
2. Classroom orientation with staff member \_\_\_\_\_
3. Classroom observation \_\_\_\_\_
4. Completion of parent interest assessment form \_\_\_\_\_
5. Participation in planning objectives \_\_\_\_\_
6. Received parent manual \_\_\_\_\_
7. Volunteer classroom participation \_\_\_\_\_
8. Use of home activity sheets \_\_\_\_\_
9. Group parent meetings \_\_\_\_\_
10. Use of parent library \_\_\_\_\_
11. Information through parent bulletin board \_\_\_\_\_
12. Received printed materials regarding my child's special needs and/or general parenting \_\_\_\_\_
13. Staff assistance with individual requests on location of other community resources \_\_\_\_\_
14. Participation on Advisory Board \_\_\_\_\_
15. Home visits from project staff \_\_\_\_\_
16. Attended classroom special days (i.e., Thanksgiving, Christmas, Birthdays & field trips) \_\_\_\_\_
17. Participated in D.D.D.L. Evaluation \_\_\_\_\_
18. Assisted in materials development (i.e., classroom materials, project media) \_\_\_\_\_

19. Completed evaluation forms \_\_\_\_\_

B. Do you feel there have been enough opportunities for participation in the program? Yes \_\_\_\_ No \_\_\_\_

If no, please suggest additional or alternate ideas for parent participation.

---

---

---

II. Parent Perception of Program Results:

1. Has your child made improvements or shown any positive changes since entering the program? Yes \_\_\_\_ No \_\_\_\_ Don't Know \_\_\_\_

If no, go to question 4.

2. What positive changes or improvements has your child shown?

a. Language/communication \_\_\_\_\_

b. Motor (large and small muscle coordination) \_\_\_\_\_

c. Relationship with other children \_\_\_\_\_

d. Relationship with family members \_\_\_\_\_

e. Relationship with other adults \_\_\_\_\_

f. Self help (eating, dressing, toilet) \_\_\_\_\_

g. Reasoning, problem solving \_\_\_\_\_

h. Attention \_\_\_\_\_

i. Behavior \_\_\_\_\_

j. Other (list) \_\_\_\_\_

---

3. Do you feel that these changes can be attributed to your child's participation in the program? Yes \_\_\_\_ No \_\_\_\_ Don't Know \_\_\_\_

4. Why do you think your child has failed to make improvements or show positive changes? \_\_\_\_\_

---

5. Do you feel that you have gained anything from your participation in the program? Yes \_\_\_\_\_ No, \_\_\_\_\_ Don't Know \_\_\_\_\_

If no, go to question 7.

6. What have you gained?

- a. knowledge of my child's abilities \_\_\_\_\_
- b. knowledge of my child's special needs \_\_\_\_\_
- c. greater acceptance of my child's unique abilities and disabilities \_\_\_\_\_
- d. knowledge of my role in my child's growth and development \_\_\_\_\_
- e. knowledge of how to work with my child \_\_\_\_\_
- f. knowledge of how to foster creativity \_\_\_\_\_
- g. knowledge of services available to my child \_\_\_\_\_
- h. knowledge of ways to become a more effective advocate for my child \_\_\_\_\_

7. Has the program helped you in fulfilling your expectations of your child's future? Yes \_\_\_\_\_ No \_\_\_\_\_ Don't know \_\_\_\_\_

### III. Program Satisfaction

1. Do you feel that the project staff are well qualified to work with your child?

- a. yes, all are \_\_\_\_\_
- b. yes, most are (explain) \_\_\_\_\_  
\_\_\_\_\_  
\_\_\_\_\_
- c. no, (explain) \_\_\_\_\_  
\_\_\_\_\_  
\_\_\_\_\_
- d. Don't know \_\_\_\_\_

2. Does your child like the program?

Yes \_\_\_\_\_ No \_\_\_\_\_ Don't know \_\_\_\_\_

3. Were you given adequate orientation to the program?

Yes \_\_\_\_ No \_\_\_\_

If not, how could this be improved? \_\_\_\_\_

\_\_\_\_\_

4. Were you kept adequate reports on your child's progress?

Yes \_\_\_\_ No \_\_\_\_

If not, how would you like this changed? \_\_\_\_\_

\_\_\_\_\_

5. Do you feel there has been good communication between you and the project staff about your child's specific needs?

Yes \_\_\_\_ No \_\_\_\_

6. Have you been given the chance to express your feelings and suggestions about the program and your child's activities?

Yes \_\_\_\_ No \_\_\_\_

7. Has the staff used your suggestions:

Yes \_\_\_\_ No \_\_\_\_ Don't know \_\_\_\_

8. Have you used home activities?

Yes \_\_\_\_ No \_\_\_\_

Suggestions for improvement \_\_\_\_\_

\_\_\_\_\_

9. Would you have liked more home activities?

Yes \_\_\_\_ No \_\_\_\_

10. Overall, how successful do you feel the program has been in meeting your child's needs?

a. Very successful \_\_\_\_\_

b. somewhat successful \_\_\_\_\_ 15.1

c. not sure \_\_\_\_\_

d. unsuccessful \_\_\_\_\_

IV. In what ways could the program be improved? \_\_\_\_\_  
\_\_\_\_\_  
\_\_\_\_\_  
\_\_\_\_\_

PROGRAM EVALUATION

Gifted Head Start Program

1976 - 77

I. Parent Participation:

A. Please check any of the following ways you participated in the Gifted Head Start Program.

- 1. Home visits \_\_\_\_\_
- 2. Home activities with child \_\_\_\_\_
- 3. Classroom observation \_\_\_\_\_
- 4. Parent Interest Check List \_\_\_\_\_
- 5. Parent meetings \_\_\_\_\_
- 6. Received printed materials about working with my child \_\_\_\_\_
- 7. Help with finding/getting aid from other agencies (that is, employment, financial aid, music lessons, etc.) \_\_\_\_\_
- 8. Special workshop (music) \_\_\_\_\_
- 9. Evaluation form completed \_\_\_\_\_

B. Do you feel there have been enough opportunities for participation in the program? Yes \_\_\_\_\_ No \_\_\_\_\_  
Other ideas you would suggest \_\_\_\_\_

II. Parent Perception of Program Results

- 1. Has your child made improvements or shown any positive changes since entering the program? Yes \_\_\_\_\_ No \_\_\_\_\_ Don't know \_\_\_\_\_
- 2. What positive changes or improvements has your child shown?
  - a. Language/communication \_\_\_\_\_
  - b. Motor (large and small muscle coordination) \_\_\_\_\_
  - c. Relationship with other children \_\_\_\_\_

- d. Relationship with family members \_\_\_\_\_
  - e. Relationship with other adults \_\_\_\_\_
  - f. Self-help (eating, dressing, toilet) \_\_\_\_\_
  - g. Reasoning, problem solving \_\_\_\_\_
  - h. Attention \_\_\_\_\_
  - i. Behavior \_\_\_\_\_
  - j. Other (list) \_\_\_\_\_
- 

3. Do you feel you have gained anything from the home visits?

Yes \_\_\_\_ No \_\_\_\_ Don't know \_\_\_\_

If no, omit question 4.

4. What have you gained?

- a. ideas about how my child learns \_\_\_\_\_
- b. ideas about how I can teach my child \_\_\_\_\_
- c. ways to handle child's behavior \_\_\_\_\_
- d. activities to do with my child at home \_\_\_\_\_
- e. knowledge about how important I am in my child's learning \_\_\_\_\_
- f. ways to help my child talk more \_\_\_\_\_
- h. ways to help my child feel good about himself \_\_\_\_\_

III. Program Satisfaction:

1. Does your child like the program?

Yes \_\_\_\_ No \_\_\_\_ Don't know \_\_\_\_

2. Have you been given the chance to express your feelings and suggestions about the program and your child's activities.

Yes \_\_\_\_ No \_\_\_\_

3. Have you used home activities.

Yes \_\_\_\_ No \_\_\_\_



Suggestions for improvement \_\_\_\_\_

\_\_\_\_\_

\_\_\_\_\_

4. Would you have liked more home activities?

Yes \_\_\_\_ No \_\_\_\_

5. Overall, how successful do you feel the program has been in meeting your child's needs?

a. very successful \_\_\_\_\_

b. somewhat successful \_\_\_\_\_

c. not sure \_\_\_\_\_

d. unsuccessful \_\_\_\_\_

6. In what ways could the program be improved? \_\_\_\_\_

\_\_\_\_\_

\_\_\_\_\_

\_\_\_\_\_

Appendix W

SCRIPT FOR AUDREY

4. We'd like you to meet Audrey.
5. (fade music up) Audrey is a beautiful blond child who runs, cries, laughs, loves, and gets angry like all children.
6. But Audrey is different from most children -- let's take a closer look.
7. Because Audrey's verbal skills exceed those of most blind children her age, we call her 'gifted.'
8. Like other children her age, Audrey is curious about her environment: She's reaching out to experience her world through touching, smelling, hearing, and tasting, and . . .
9. What about seeing? Well, that's a problem. Unlike most children, Audrey is partially blind and has only limited vision for seeing her world.
10. Because of this visual problem, we call Audrey "handicapped." Although unique, Audrey is representative of children who have strengths in certain areas despite handicaps in other areas.
11. We call these children "gifted-handicapped." Let's look at Audrey's situation and see what we can find out about other children who may also be gifted-handicapped.
12. Audrey is about three and a half years old and was initially diagnosed as microcephalic and totally blind.
13. Because of this, her parents and teachers might have assumed that Audrey could not learn, that time spent teaching her would have been futile and wasted.
14. Fortunately, Audrey has been given an opportunity to begin an educational experience that will enable her to develop to her highest potential, in the Gifted-Handicapped Project, a division of the Chapel Hill Training-Outreach Project.
15. Once enrolled in the Project, Audrey was assessed with the Learning Accomplishment Profile. This assessment enabled the teachers to establish specific objectives for Audrey in each skill area.
16. Accommodations were made for Audrey's visual problem and she is stimulated to develop her verbal strengths and skills.
17. There are thousands of "Audrey's" who have both special gifts and handicaps. Little is known about these children, so let's examine Audrey's needs as a way of knowing more.

18. Audrey can help us recognize that she, like every child, is a *unique combination* of abilities and disabilities.
19. Because of this, an *individual assessment* NEEDS TO BE COMPLETED TO INDICATE EACH child's specific skills.
20. Our experience with Audrey also shows us that she needs adults around her who care, both parents and professionals, who *recognize her strengths*, and help her develop those areas.
21. We see that Audrey needs to have her limited vision accepted, and not viewed solely as a handicap, but as a challenge to overcome, such as running or hopping when she can't see.
22. Audrey needs to experience a *sense of independence* by taking risks and doing things for herself.
23. She needs to experience the pride of saying "I did it." This kind of success is an experience that Audrey needs to have many times.
24. This means that expectations and tasks given to her should be realistic so that she can succeed most of the time.
25. Like other children, Audrey wants and needs *positive reinforcement* for all her successes.
26. Because of the likelihood of her experiencing frustrations in sight-related areas, Audrey needs support in other areas.
27. *Sensor stimulation* -- hearing, touching, smelling, tasting -- are all important for Audrey's development. She needs to learn new things through exposure to enriching opportunities, . . .
28. but more importantly, Audrey needs to develop *new ways of learning* that will enable her to apply things she has already learned to novel situations.
29. Audrey needs *opportunities to be creative*, trying various ways of doing things . . .
30. and acting out fantasies and pretending. These creative exercises will help Audrey develop innovative ways of accommodating her weakness.
31. Finally, we see that *social experiences* are an important part of Audrey's growth process.
32. Through her daily experiences with other children, Audrey learns to share, to take turns, and to work and play with other
33. Audrey needs the experience of being accepted by persons outside her family and home.
34. It is true that Audrey's present positive experiences are occurring in a special project for gifted-handicapped children. (Pause) This is *not* a normal classroom.

35. However, these experiences are not the exclusive domain of special projects. They could be found in a variety of settings.
36. the home, . . . .
37. preschool developmental and day care programs, . . . .
38. kindergartens, . . . .
39. and Head Start classrooms.
40. The key concept which underlies Audrey's positive experiences is that of INDIVIDUALIZATION -- the acceptance of the child . . . .
41. whose weaknesses are viewed as challenges for creative and innovative expression, . . . .
42. and whose special gifts are seen as gems to be shaped and polished.
43. Now, we'd like you to meet Audrey's family, the Registers -- Sherrill, her dad; Carolyn, her mom; and Carol, her sister.
44. Audrey's parents are committed to meeting their challenge -- to see their child's personal potential be fulfilled despite the limitations of a handicap.
45. Like all parents of handicapped children, the Registers' emotional adjustment process begins when they are first informed of a problem with their baby.
46. If the handicapping condition is obvious at birth, the family is usually informed by the pediatrician. This can be a stressful experience and often leaves the parents anxious and wondering. . . . .able, soon after Audrey was born:
47. "The pediatrician came up and said 'About all I can say is she has a big nose and we'll just have to wait and see.' and that Linda flew me right out of bed to begin with. I was really nervous about the baby. . . . it did make me nervous.
48. "We took her home and my tears began to flow because I was here alone."
49. Because the handicapping conditions are usually visible before special abilities become apparent, the parents look anxiously for developmental signs to calm their fears.
50. "All during the time I started doing things to stimulate her. I'd do like taking 30 minutes of holding her, tickling her, do anything to get a response except hurt her, then I'd put her down and cry for 30 minutes."
51. Frequently, the family seeks alternative medical opinions. The family trek to other specialists makes the light of hope grow dimmer as they continue to hear the same diagnosis, repeated over and over. The

Registers began this search, too.

52. "By four months when she didn't follow my face we told the pediatrician we thought something was wrong with her eyes ... and he sent us to the ophthalmologist who told us she was at least partially blind" ...
53. "I remember vividly the shocked expression on Sherrill's face ... and all I could think was 'How do you raise a blind child.'"
54. "The thing I remember from walking out of his office that day ... I cried all the way to the car and I think one of the reasons it was so overpowering was that I kept thinking about two of the things I love most"...
55. "working with flowers and looking at them"...
56. "and reading ... and she would never be able to do either of these."
57. The parents often will find themselves experiencing a period of accommodation and self-evaluation as they begin to see their new roles take shape.
58. "I definitely feel my self image changed ... it changed from that of being a teacher to that of being a mother, a homemaker and a wife."
59. "I really was grasping for who I was ... but being super mama I felt I had to do everything to stimulate that child, I had to be loving and consistent...which I'm not...I couldn't be consistent ... that's probably why I cried almost everyday during the adjustment period."
60. Mr. Register, on the other hand, had a different perspective. "Once I adjusted to Audrey having a special need ... I never really had any doubts. I thought I was going to be a good father ... and that my positive attitude would help us overcome anything, be it social development or lack of confidence in our own abilities."
61. Having accepted the medical diagnosis, the Registers needed emotional support to help them accept their child's limitations, and to meet the challenge of daily care and nurturance.
62. "Our support of each other was the key ingredient. Once we recognized that Audrey would never have any vision, we talked at great length ... we had to support each other, and we had to have a home environment where she could grow up as a normal child and that we could treat her as such."
63. The Registers had always provided a warm and loving atmosphere for their children, and this continued. Words were precious, and Audrey's gift of speech could grow.
64. The Registers found that they could rely heavily on their extended family, and that they were a great support for them in this difficult period.

65. "Sherrill's family is a very loving group of people -- very child-oriented ... The new baby is the center of attention. All the adults and the children reached out to Audrey in a very loving way."
66. "This is reinforcing to the parent who is wondering how the blind child is going to be received."
67. "Shortly after the news of Audrey's blindness ... Mother agreed to spend a few days with us and stayed two weeks ... it was a precious time. At this time I found out just how much my mother meant to me and my family."
68. During the early stages of the adjustment period, the family is extremely sensitive to the reactions of those around them, whether family, friends, professionals, or strangers. The Registers found that they were often troubled by many of the reactions.
69. "My family was very upset. Mother took it harder than anyone else ... and that made it hard for me."
70. "We definitely had the reactions of people withdrawing -- being unable to cope with their own emotions. We felt that in the doctors, and we felt that in friends ... people who had really been important to us, who just absolutely withdrew ... could not be around her, could not have us discuss it."
71. "Then you also have the reaction of some people who tell you that the child will outgrow it or a medicine will come up with something to grow..."
72. "That's hard for a parent to take when they are groping with not being able to accept the permanent condition to begin with and then somebody comes in and says 'No, he'll outgrow it.'"
73. Public reaction can be a frustrating experience for the parent of a handicapped child. Often they are screaming with pain on the inside because of the world's seeming indifference to their plight.
74. "Everybody was just saying theories and I wanted to scream 'Don't you know my child is blind and will never see?'"
75. "I'm relating to one of the doctors ... I felt that people were saying 'After 2 or 3 years you would fit in a hole ... they're going to be cared for.'"
76. The Registers were fortunate in having a good positive experience during the early months.
77. "Carla, the home visitor from the Center for the Blind, is really wonderful with children. Her eyes are always on a emotional base and a chance to see my child related to a child's sense of fullness."
78. Home-based early intervention programs are providing a deep well of valuable assistance to families in their early years.

79. "(They helped by) ... listening to my fears and giving me specific things to be working on. They gave me toys, literature and have sponsored a series of programs for the parents. It is just a super program."
80. Parents of a gifted-handicapped child are not the only influence on the early years. The brothers and sisters play a significant part in the child's development.
81. "Caron is Audrey's best teacher ... she's taught her love for peers. She's done so much for her language-wise. She could get Audrey to say things when no one else could."
82. "There is really a deep feeling between the two girls."
83. Having appropriate expectations of a child whose limitations are not easy to assess and whose areas of greatest strength are not fully emerged is a difficult process for the parents.
84. The Registers soon learned that risk-taking was essential for Audrey's development.
85. "We've always let her do what other children do even if it means that she stumbles and falls down and gets hurt ... If it was Caron you wouldn't pay any attention, so if it's Audrey, let her develop also."
86. Parents of gifted-handicapped children will sometimes attempt to normalize their perceptions of their children. Even though Audrey's needs and strengths receive special attention -- as they must, the emphasis is on equal treatment of the two sisters.
87. "I see Audrey growing in her knowledge in how to relate to people and how to deal with things. I just see her becoming more and more self-sufficient."
88. "I really don't think of Audrey as being gifted ... if I thought of her as gifted, I think I would think of her as being handicapped also. I really don't think of her as being gifted or handicapped."
89. "I think she is a bright kid who is quite verbal, she's noisy, she loves to play and does a good job of role playing."
90. "I think of her as being a normal child in her everyday environment and she handles her environment quite well."
91. Now, let's take a look at Audrey in the Gifted-Handicapped classroom, and how she spends her day.
92. She was referred to the class after a thorough interdisciplinary evaluation at the Division for Disorders in Development and Learning.
93. As Audrey arrives, the other children are already here, and it's time for OPENING GROUP.

94. Listen! They're singing "Hello, Everybody." (song: class singing)
95. One of Audrey's first tasks is to tell her name. Audrey has always responded to her name, but has had difficulty in saying it when asked."
96. Through self-concept and other body-image activities, Audrey has learned to give her name when asked who she is.
97. "I'm Audrey Register." "Good, Audrey, good morning."
98. The curriculum being developed by this model project is based on a framework that combines the traditional UNIT-TOPIC approach, and a hierarchy of cognitive task levels.
99. Audrey begins each unit by participating in group activities which insure that she has a basic knowledge with the vocabulary...
100. As a transition from OPENING GROUP to the day's first UNIT LESSON, the children are singing a song about food as that is the topic of this week's unit.
101. Audrey likes to sing songs because one of her strongest skill areas is her ability to recall lyrics and to learn songs rapidly.
102. Now it's time for the day's UNIT LESSON, and today the lesson is at the COMPREHENSION LEVEL of the hierarchy.
103. This means that in addition to a basic knowledge and vocabulary, the children must demonstrate a understanding of the UNIT INFORMATION.
104. The children learn a rule about the unit. "Food is something you can eat."
105. In this unit Audrey's task is to complete simple analogies, such as "You can eat an apple, you can also eat a \_\_\_\_\_."
106. As Audrey demonstrates ability at one level, the next day's activities are structured to include tasks at higher levels in the hierarchy.
107. Some of these skill areas are discriminating, sequencing, working with puzzles, classifying, finishing stories, experimenting, and creating.
108. The program also provides activities intended to strengthen Audrey's weak, vision-related skills.
109. During GROSS MOTOR time, for example, Audrey is encouraged to participate in activities which help her to develop skills in balance, coordination, and body concept.
110. During SNACK time, Audrey and her classmates are preparing vegetables and other ingredients for the soup they will eat for lunch.
111. They are busy following a "Picture" recipe, with help from their teachers, and ...



112. Audrey's mom, because this is Mrs. Register's day to work in the classroom.
113. After snack, it's time for the second UNIT LESSON. Audrey is classifying objects according to certain characteristics.
114. When she is given verbal-and-picture cues, Audrey matches the real object.
115. After matching, Audrey sorts the pictures by putting them into one of two openings - sweet or sour.
116. During ART period, the children get the opportunity to be creative with both familiar and unfamiliar materials.
117. Listen! It's STORY TIME. "...and then the hungry caterpillar ate three oranges, two cupcakes, one piece of cherry pie, one sausage and one slice of watermelon.
118. The children love this story, and afterwards, they get to play with the flannel board characters and tell their own versions.
119. Audrey enjoys this period because she is very good at role-playing.
120. During FREE PLAY and GAME TIME, the children are free to choose from the many materials made available to them, or to play alone, or with others.
121. This morning Audrey is busy playing "Go Fish" with Brooke, but these aren't ordinary "Go Fish" cards.
122. A closer inspection reveals that these teacher-made cards require texture-matching skills. This is a good experience for Audrey, because it provides her with multi-sensory experience without focusing on her visual disability.
123. Among Audrey's objectives is to learn the concept of one-to-one correspondence.
124. Today, Audrey is getting ready to "Pack A Lunch," which is her math activity for the day.
125. She is putting in each "lunch bag" the appropriate number of items which are pictured on the outside of the bag.
126. Wow! Look at the time -- only four minutes until clean up.
127. As usual, lunch time is a big hit. The children love to eat the food they have helped to prepare.
128. After lunch, Audrey will be heading home, but she'll be back tomorrow.
129. Some day soon, though, her parents and teachers will be looking for another school for Audrey, a school where:

130. --Audrey will receive instruction appropriate to her varying developmental levels; ...
131. --where her gifts as well as her handicap are recognized and resources are provided for both; ...
132. --where Audrey and all children are considered unique individuals;...
133. --where Audrey's parents will continue to be reinforced for the excellent family support they are providing;...
134. --and where Audrey will be in the MAINSTREAM of regular public education.

Appendix X  
WORKSHOP AGENDA

- I. Overview of Gifted-Handicapped Program
- II. Identification of Giftedness
  - A. Problems of identifying the gifted
  - B. Techniques for identifying the gifted
    1. Informal behavioral checklists
    2. Teacher nomination
    3. Peer nomination
    4. Intelligence tests and other standardized measures
  - C. Identification of giftedness in young children - a slide tape presentation.
- III. Curriculum for the Gifted Child
  - A. Alternatives
  - B. Focus on higher mental processes and creativity
  - C. Use of a curriculum model based on hierarchy of cognitive levels (Bloom, 1956) at the preschool level.
- IV. Materials
  - A. An annotated bibliography of curriculum resources for the gifted
  - B. Other materials
- V. Workshop Evaluation