

STUDENT ELIGIBILITY CRITERIA FOR STATE PROGRAMS

NORTH DAKOTA E1

<u>Programs</u>	<u>Acceptable Residency Status</u>	<u>Accept- able Attend. Status</u>	<u>Acceptable Student Levels</u>	<u>Special Priority to Cont'g. Awards</u>	<u>Income Limits</u>	<u>Need Limits</u>
<u>Need-Based</u>						
<u>Grants</u>						
North Dakota Student Financial Assistance Program	Residents attending In-State	Full-Time	Freshmen	No	Not Applicable	Not Applicable
North Dakota Indian Scholarship Program	Residents attending In/Out of State & Non-Residents of State Enrolled Tribes	Full-Time	All undergraduates	Yes	Not Applicable	Not Applicable

INSTITUTIONAL ELIGIBILITY CRITERIA FOR STATE STUDENT-ASSISTANCE PROGRAMS

NORTH DAKOTA E2

<u>Programs</u>	<u>University and 4-Year Colleges</u>	<u>Community/ Junior Colleges</u>	<u>Voc./Tech. Schools</u>	<u>Proprietary</u>	<u>Special Types of Institutions</u>
<u>Need-Based</u>					
<u>Grants</u>					
North Dakota Student Financial Assistance Program	Public Private ¹	Public	No	No	Hospital Schools of Nursing
North Dakota Indian Scholarship Program	Public ² Private	Public ²	Yes ²		

¹ Four-year only.
² In-state only.

NEED DETERMINATION CRITERIA FOR STATE PROGRAMS

NORTH DAKOTA E3

<u>Programs</u>	<u>Program Definition of Need</u>	<u>Is BEQG Application Required?</u>	<u>Expected Family Contribution (EFC) Method</u>	<u>Student Budget Includes What Items?</u>
<u>Need-Based</u>				
<u>Grants</u>				
North Dakota Student Financial Assistance Program	Applicants ranked based on parental contribution & several other criteria; awards are made until funds are expended.	No	Consensus	Tuition/Fees Room/Board Transportation General Student Costs
North Dakota Indian Scholarship Program	Need = Budget - Other anticipated income	No	Student submitted budget figure	Supplementary for all General Student Costs

AWARD SIZE DETERMINATION CRITERIA FOR STATE PROGRAMS

NORTH DAKOTA E4

<u>Programs</u>	<u>Maximum Award Size?</u>	<u>What Award Size Determination Method is Used?</u>	<u>How is Award Priority Determined?</u>	<u>Who Ultimately Determines Award Amount?</u>
<u>Need-Based</u>				
<u>Grants</u>				
North Dakota Student Financial Assistance Program	\$ 500	Set amount determined by Advisory Board to program using available funds	Ranked by parental contribution; start at "0," go until funds are exhausted	State
North Dakota Indian Scholarship Program	\$1,500	Application examination by Scholarship Board	By need and potential as a continuing, above-average student	3-Member Board

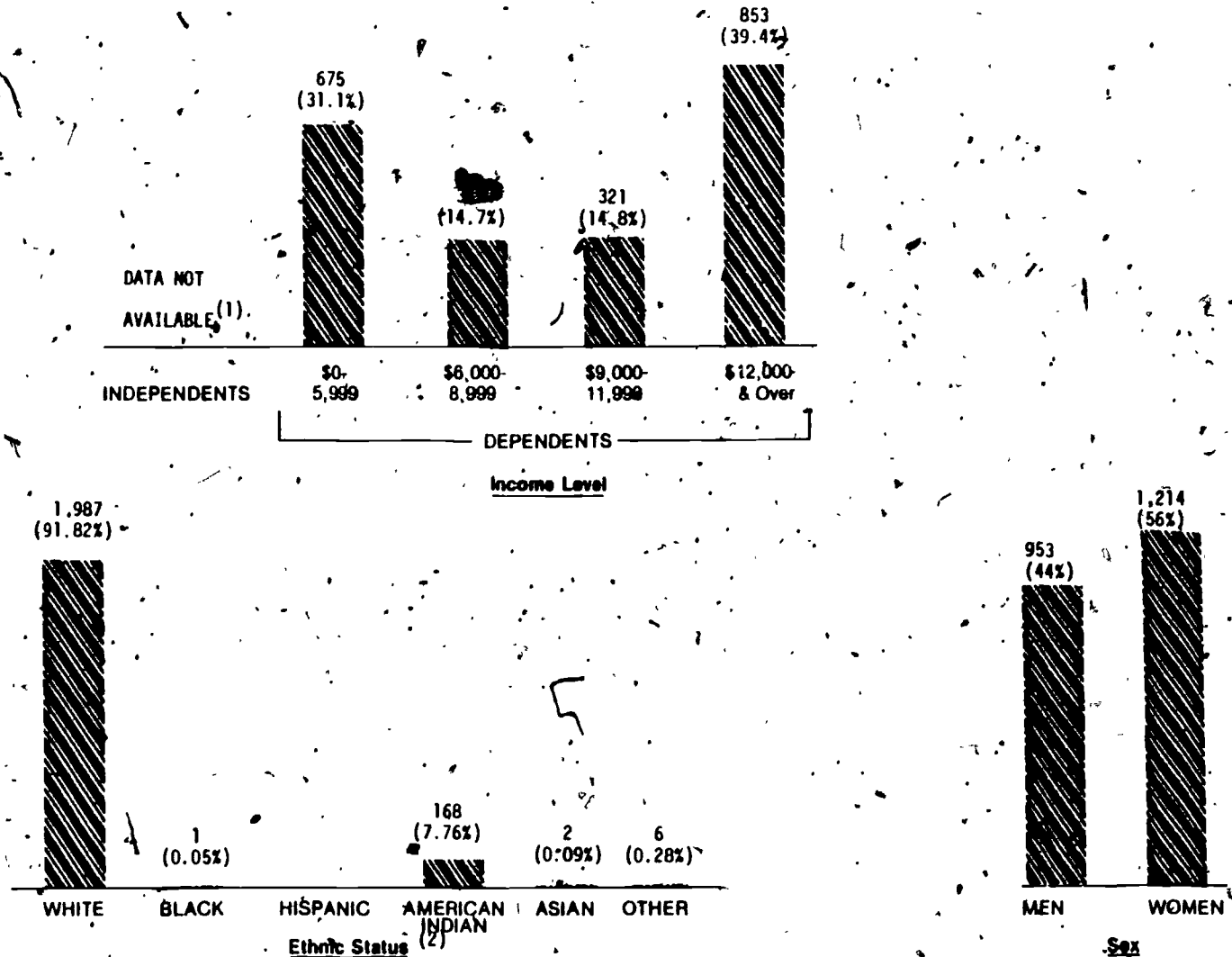
NUMBER OF NEED-BASED GRANT PROGRAM APPLICANTS

NORTH DAKOTA

F1

THESE FIGURES FOR THE 1975-76 SCHOOL YEAR PERTAIN TO:

• NORTH DAKOTA STUDENT ASSISTANCE PROGRAM



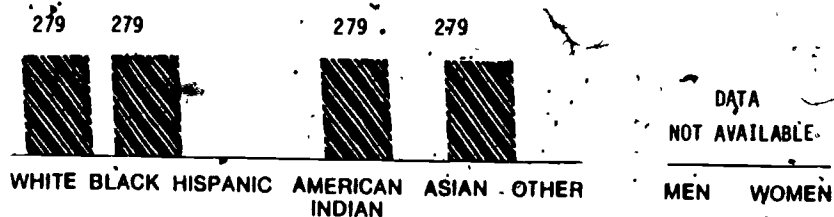
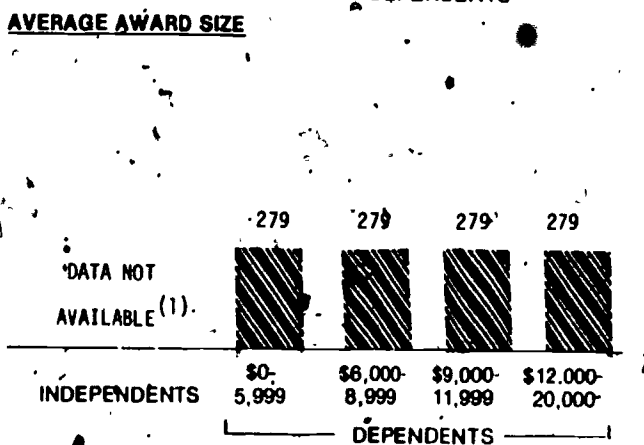

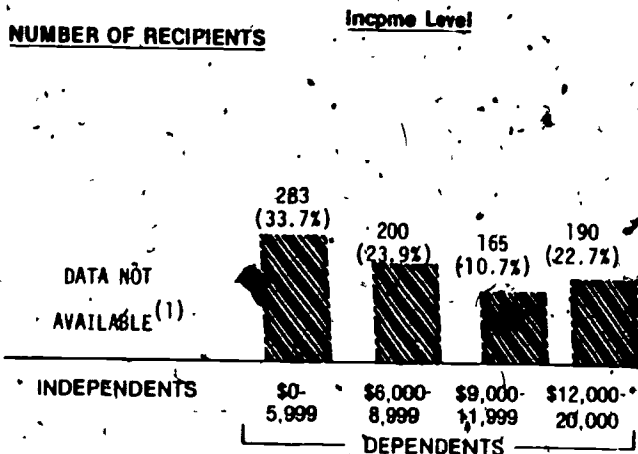
(1) The distribution of awards by student income categories includes awards made to both dependent and independent students. The data available did not distinguish between dependent and independent students.

(2) There were 3 applicants whose ethnic status was not reported. These are not included in the ethnic status distributions shown above.

NUMBER OF NEED-BASED GRANT PROGRAM RECIPIENTS AND AVERAGE AWARD SIZE

F2
NORTH DAKOTA

THESE FIGURES FOR THE 1975-76 SCHOOL YEAR PERTAIN TO:
 • NORTH DAKOTA STUDENT FINANCIAL ASSISTANCE PROGRAM



(1) The distribution of awards by student income categories includes awards made to both dependent and independent students. The data available did not distinguish between dependent and independent students.

SOURCES AND DISTRIBUTION OF NEED-BASED GRANT PROGRAM FUNDS

NORTH DAKOTA G1

THESE FIGURES FOR THE 1975-76 FISCAL YEAR PERTAIN TO:
 • NORTH DAKOTA STUDENT ASSISTANCE PROGRAM


STATE APPROPRIATIONS

\$170,881 73.1%

PRIVATE GIFTS

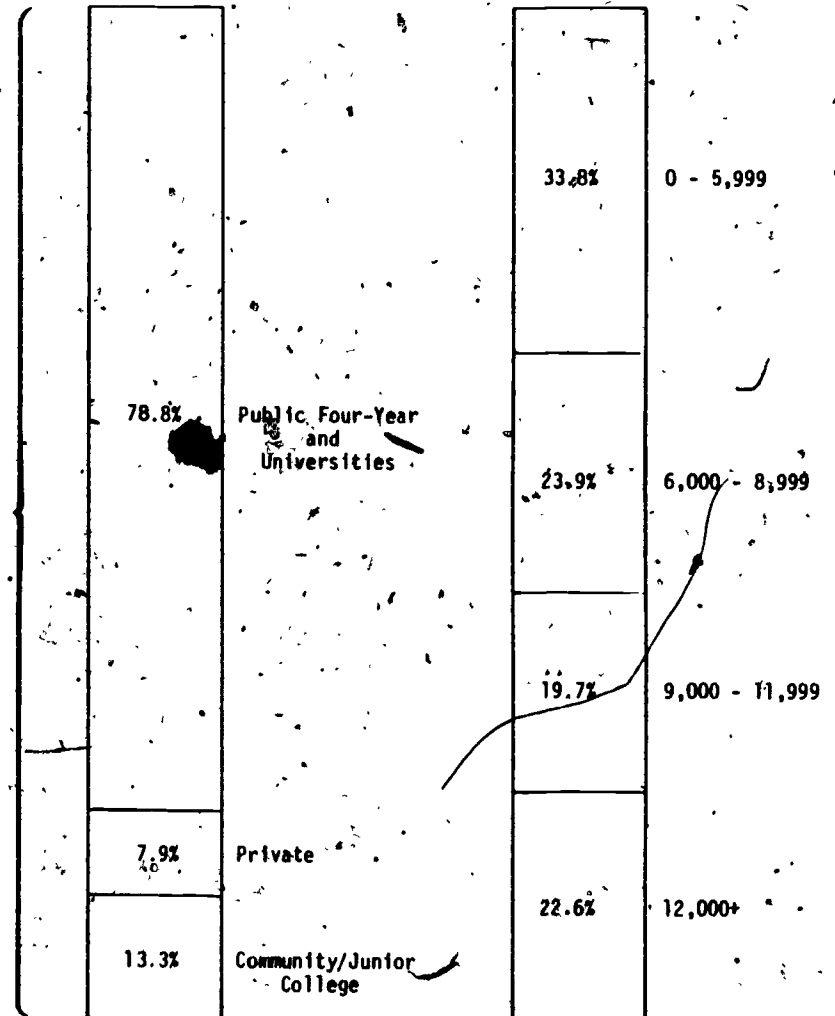
\$62,768 26.9%

FEDERAL S&IG PROGRAM



INSTITUTIONAL SECTOR

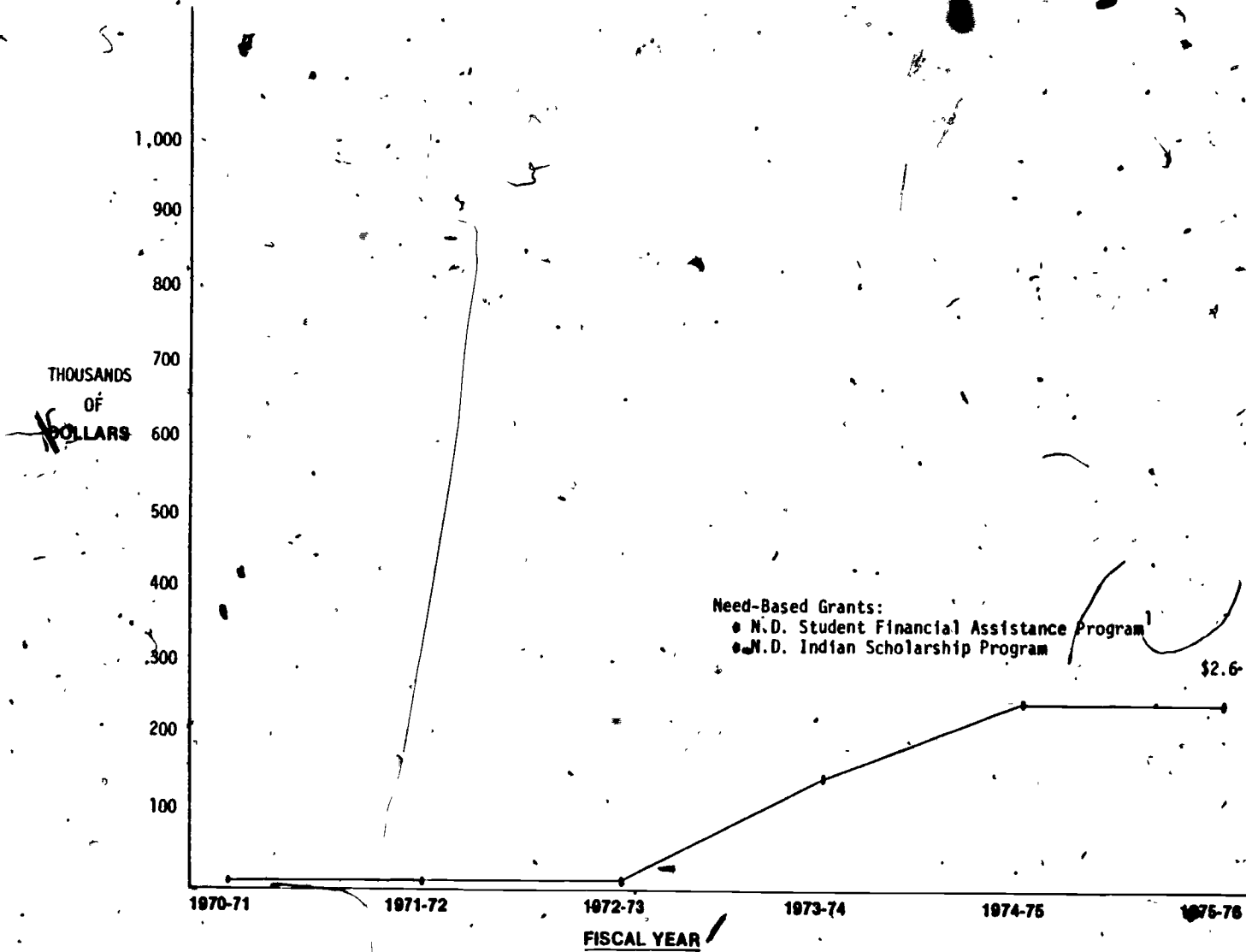
STUDENT INCOME CATEGORIES



The distribution of awards by student income categories includes awards made to both dependent and independent students. The data available did not distinguish between dependent and independent students.

HISTORIC STATE EXPENDITURES ON STUDENT-ASSISTANCE PROGRAMS

NORTH DAKOTA G2



1973-74 first year of program.


111

112

STATE POPULATION PROFILE

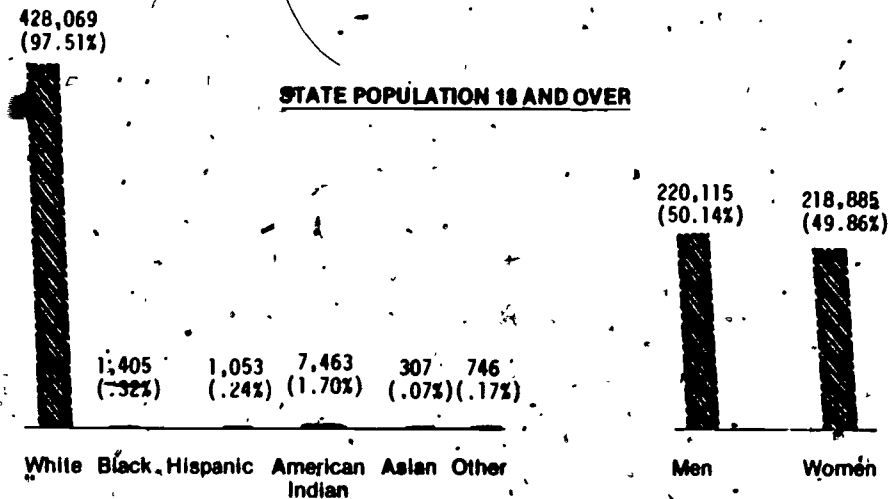
NORTH DAKOTA H1

NUMBER OF HOUSEHOLDS



Effective Buying Income

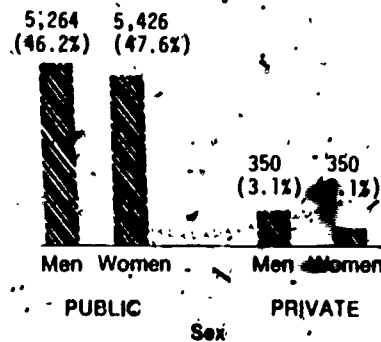
STATE POPULATION 18 AND OVER



Ethnic Status

Sex

STATE HIGH SCHOOL GRADUATES

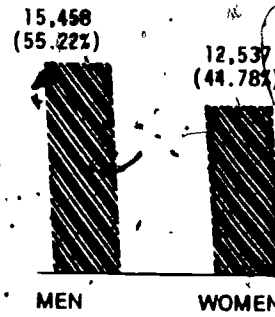
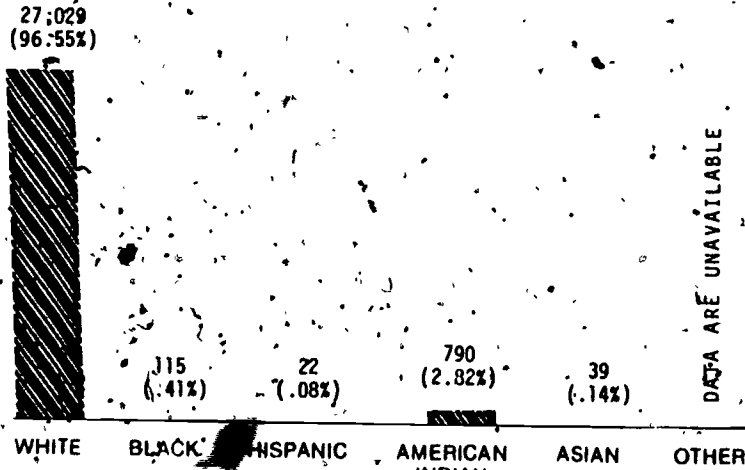


The high school graduation figures do not include 937 persons granted a high school equivalency certificate.

(c) Sales and Marketing Management 1977 Survey of Buying Power Data Service

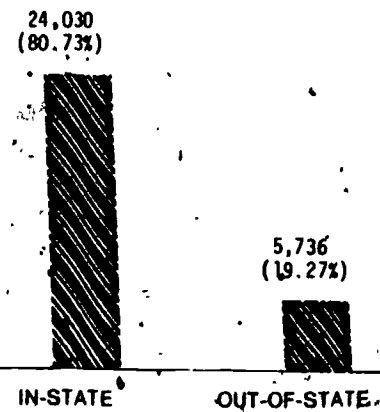
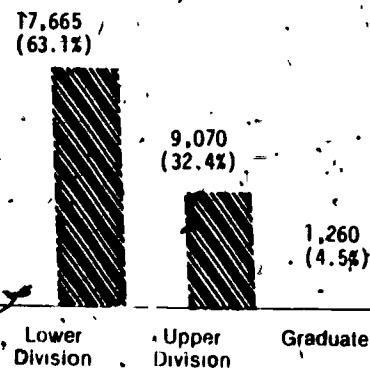
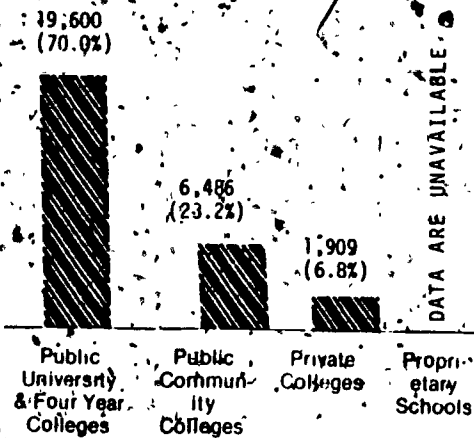
STATE POSTSECONDARY EDUCATION STUDENT ENROLLMENTS

NORTH DAKOTA H2



Ethnic Status

Sex



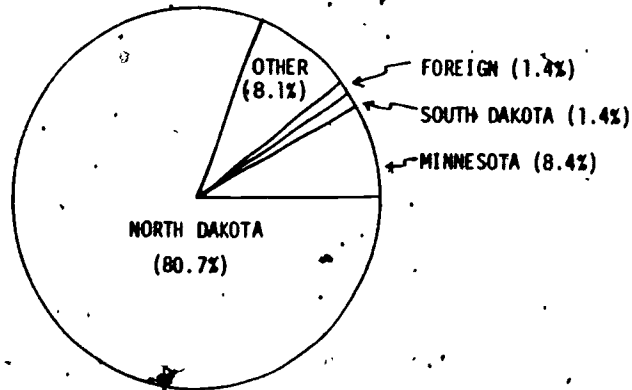
Institutional Sector

Student Level

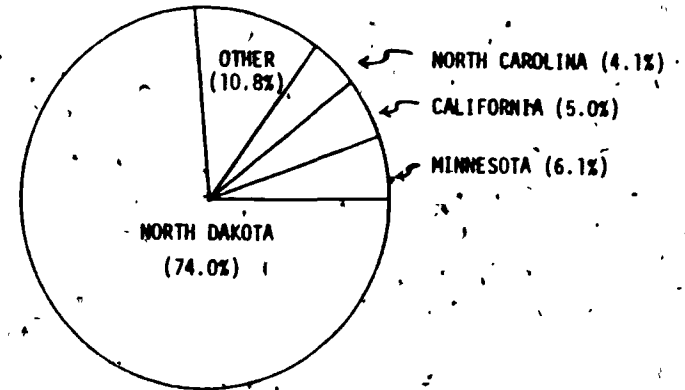
Residency

INTERSTATE MIGRATION OF STUDENTS

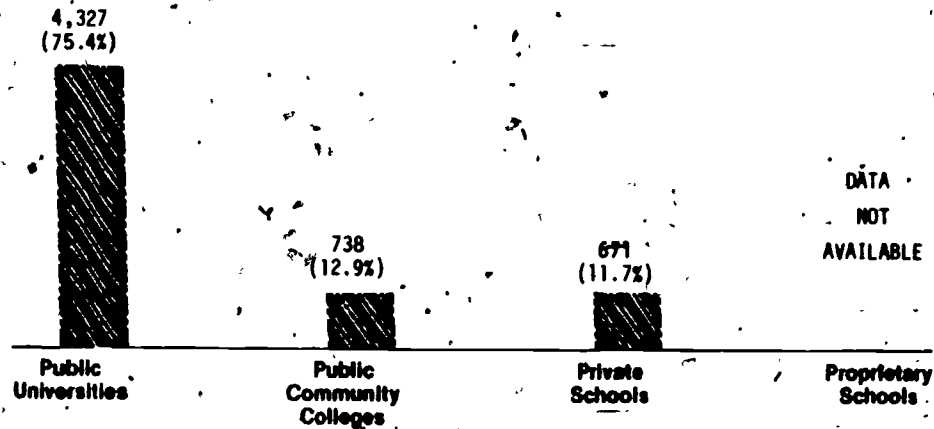
NORTH DAKOTA H3



**RESIDENT AND NON-RESIDENT STUDENTS
ATTENDING IN-STATE INSTITUTIONS**

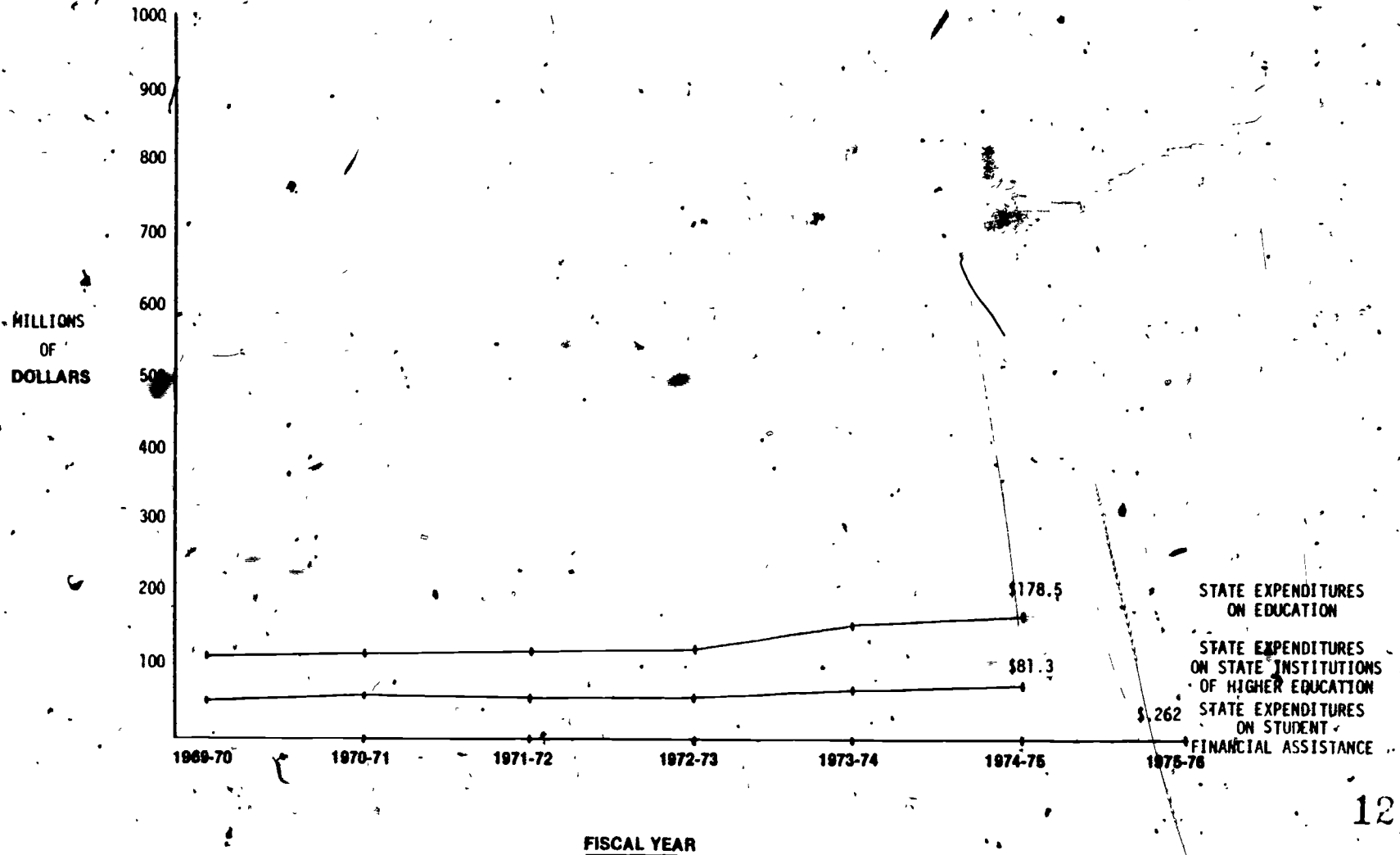


**RESIDENT STUDENTS ATTENDING IN-STATE
AND OUT-OF-STATE INSTITUTIONS**



**INSTITUTIONAL SECTOR
(Out-of-State Students in School in-State)**

**STATE EXPENDITURE ON POSTSECONDARY EDUCATION
STUDENT ASSISTANCE**

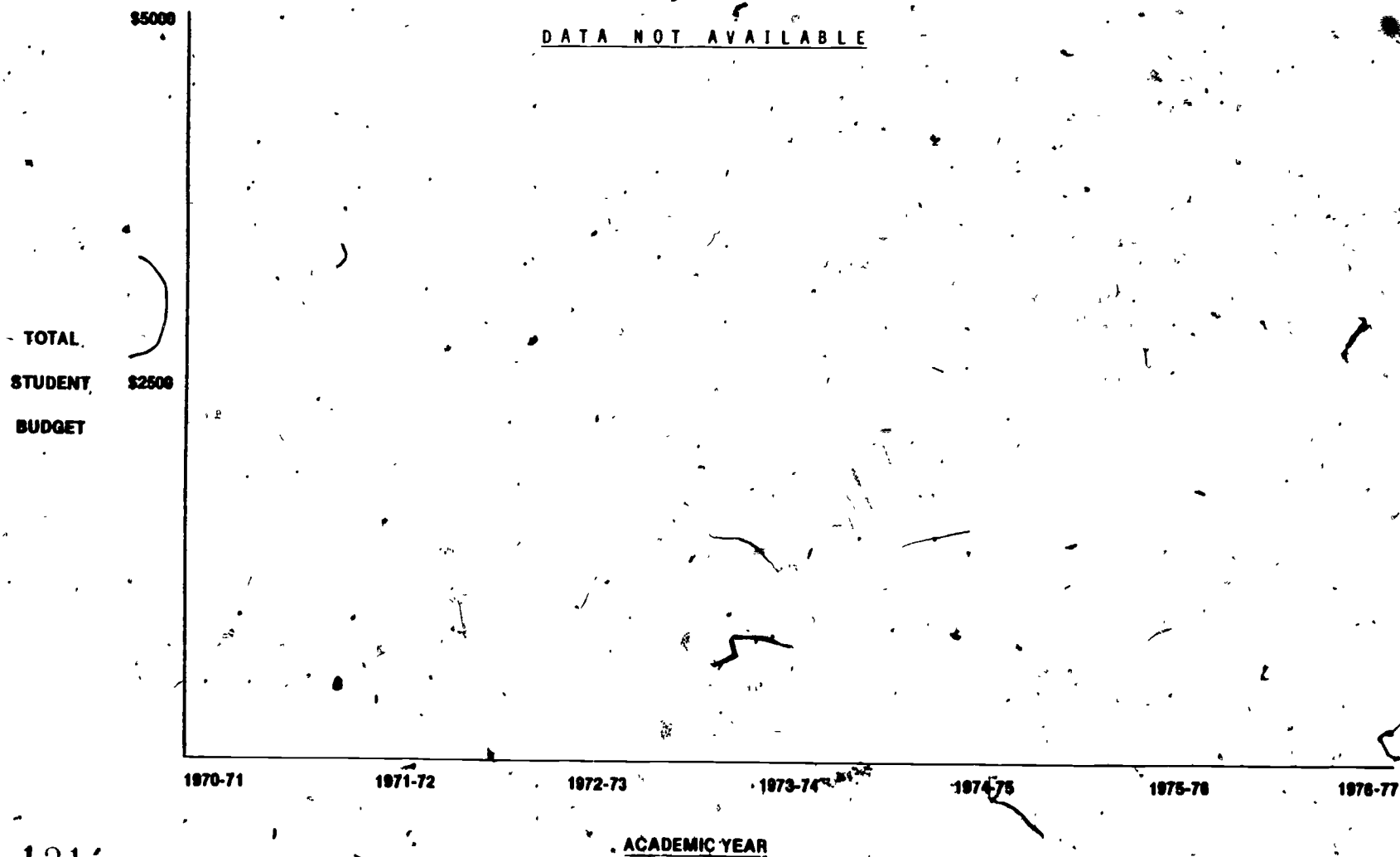


THESE DATA PERTAIN TO:
 • N.D. STUDENT FINANCIAL ASSISTANCE PROGRAM
 • N.D. INDIAN SCHOLARSHIP PROGRAM



**GROSS COSTS TO STUDENTS ATTENDING SCHOOL
BY POSTSECONDARY EDUCATION SECTORS**

NORTH DAKOTA 12



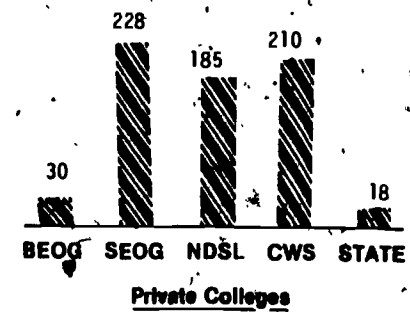
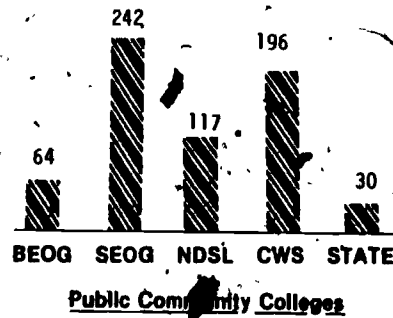
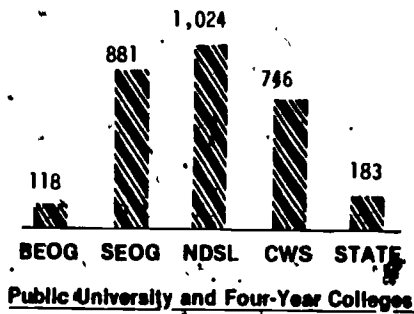
LEVELS OF FEDERAL AND STATE PROGRAM FUNDING BY INSTITUTIONAL SECTOR

NORTH DAKOTA 13

(Figures in thousands)

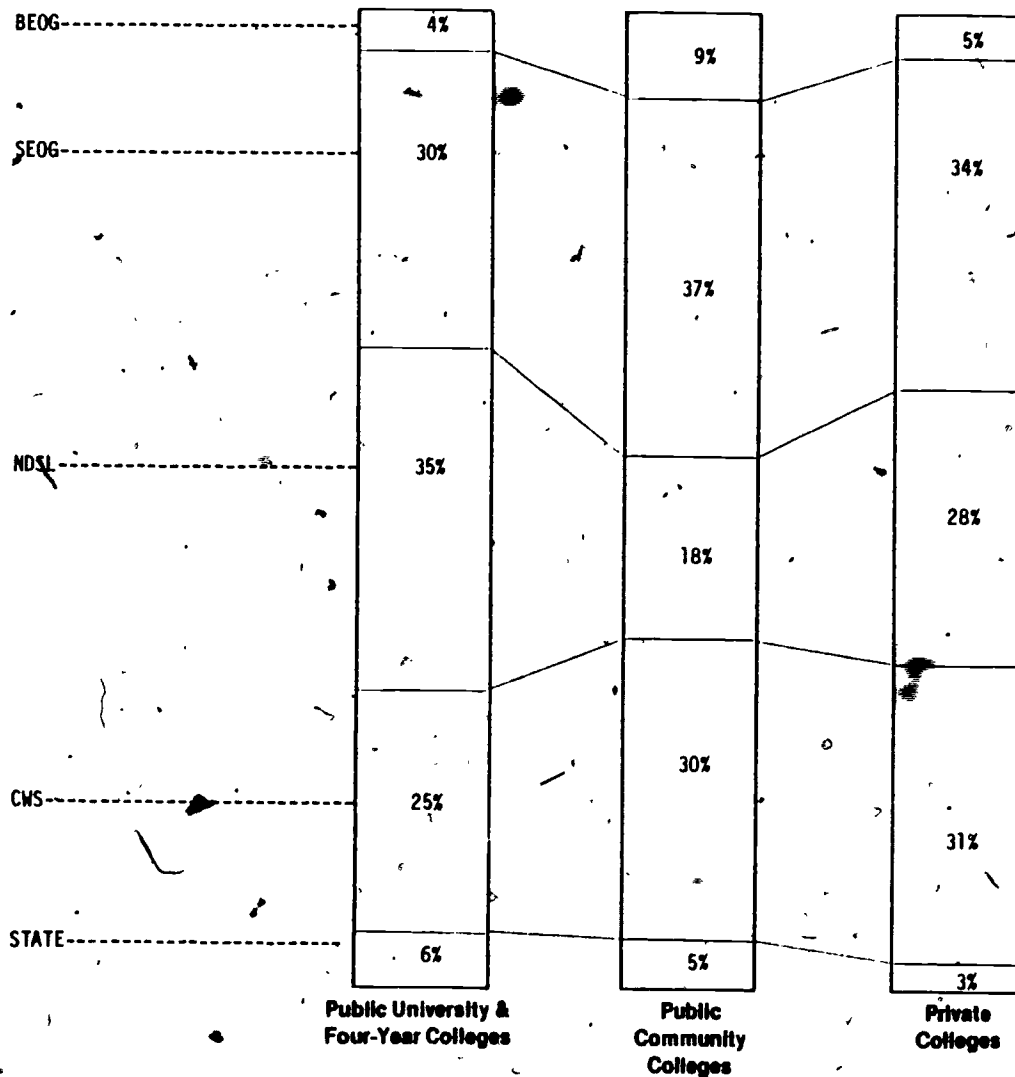
THE FIGURES SHOWN FOR STATE DOLLARS AWARDED ARE FOR THE 1975-76 SCHOOL YEAR AND PERTAIN TO:

- NORTH DAKOTA STUDENT FINANCIAL ASSISTANCE PROGRAM



RELATIVE IMPORTANCE OF FEDERAL AND STATE PROGRAM FUNDING BY SECTOR

NORTH DAKOTA 14



THE FIGURES SHOWN FOR STATE DOLLARS AWARDED ARE FOR THE 1975-76 SCHOOL YEAR AND PERTAIN TO:

- NORTH DAKOTA STUDENT FINANCIAL ASSISTANCE PROGRAM

Percent Distribution of Student Assistance By Program By Sector

DESCRIPTIONS OF PROGRAM OFFICES AND AGENCIES AND CORRESPONDING PROGRAM RESPONSIBILITIES

OHIO

A1

The members of the Ohio Board of Regents are appointed by the Governor. The State Legislature enacts the laws and provides appropriations. The Board of Regents serves as the 1202 Commission. Other non-Board members serve on the 1202 Commission.

1. Ohio Instructional Grants Program

The members of the War Orphans Scholarship Board are selected by the Veterans organizations, and two elected representatives are appointed by the legislative leaders in both houses. The Chancellor of the Board of Regents is the Secretary to this Board. The Student Assistance Office of the Board of Regents is responsible for the management of the scholarship program.

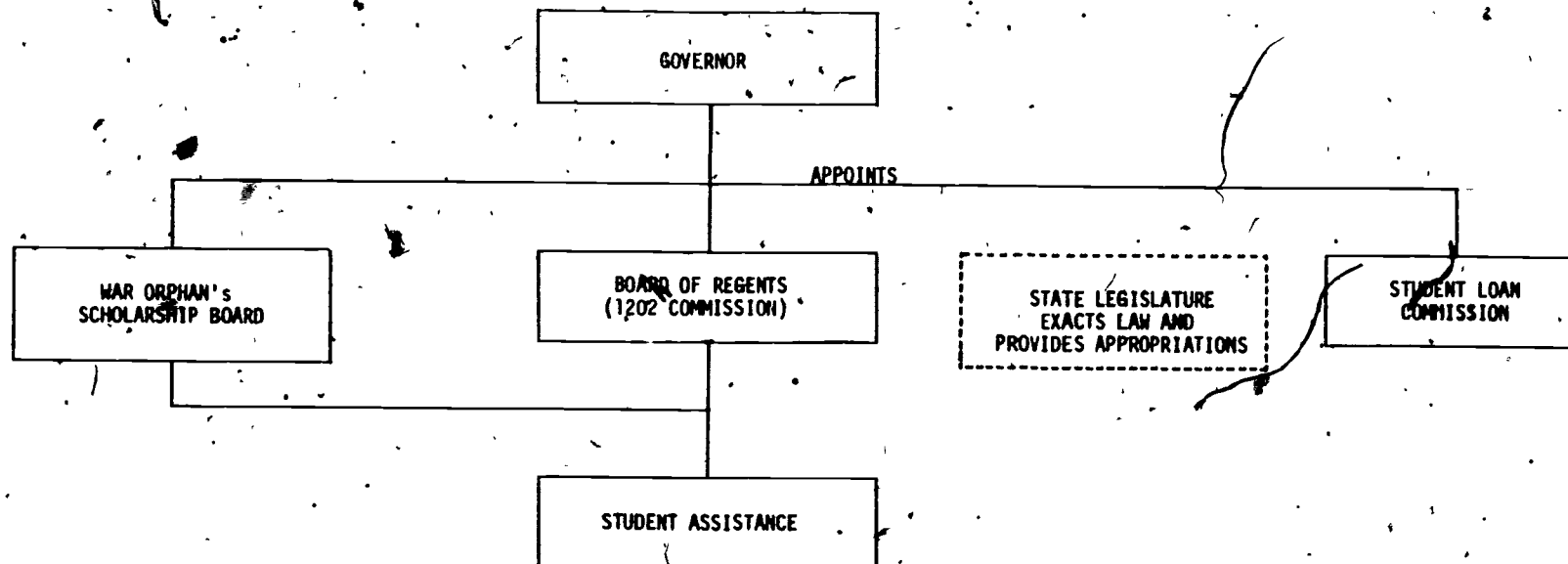
1. War Orphans Scholarship Program

The members of the Student Loan Commission are appointed by the Governor. The state legislature enacts the laws and provides the appropriations for the program.

1. Ohio Guaranteed Student Loan Program

RELATIONSHIPS OF STATE AGENCIES

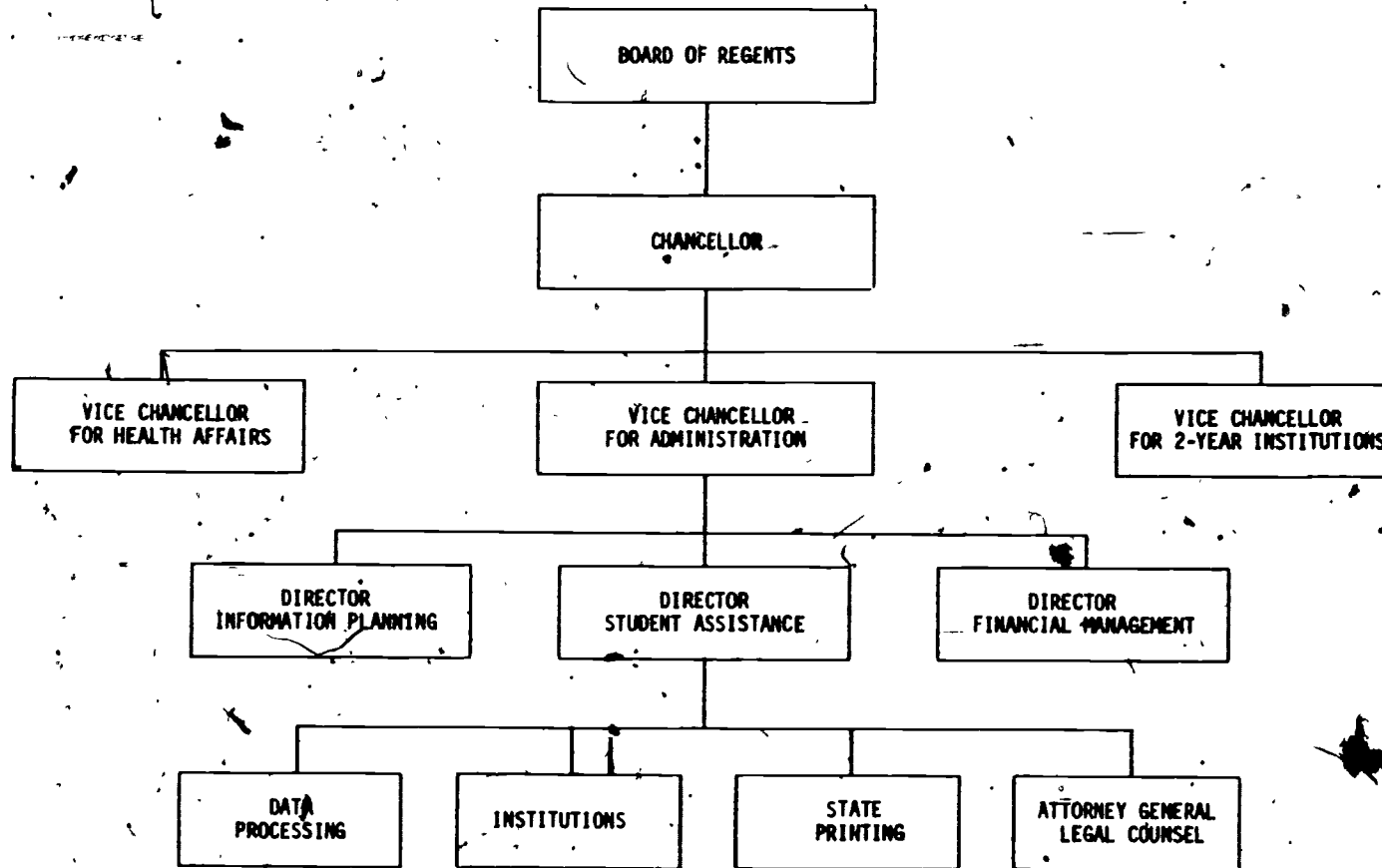
OHIO A2



Members of the Board of Regents and the Student Loan Commission are appointed by the Governor. Members of the War Orphan's Scholarship Board are selected by the Veteran's organizations and two elected representatives are appointed by the legislative leaders in both houses. The Chancellor of the Board of Regents is secretary to this Board. The Student Assistance Office of the Board of Regents is responsible for the management of the state grants program and the War Orphan's Scholarship Program. The Student Loan Commission manages the Guaranteed Loan Program. The Board of Regents serves as the 1202 Commission. Other non-Board members serve on the 1202 Commission.

STATE AGENCY ORGANIZATION

OHIO 81



**MANAGEMENT RELATIONSHIPS BETWEEN THE STATE AGENCY
AND OTHER STATE AGENCIES/INSTITUTIONS**

OHIO B2

<u>WHO ACCOMPLISHES THE FOLLOWING?</u>	<u>STATE PROGRAM OFFICE</u>	<u>INSTITUTIONAL FINANCIAL AID OFFICER</u>	<u>OTHER OFFICES OR AGENCIES</u>
Processing of Applications			
• Verification of Student Application Information	X		
• Identification of Eligible Recipients	X		
• Determination of Award Size	X	X	
• Assignment of Priority to Awards	X		
• Formally Approves Award	X		
Makes Payment to Student (or Credits Student Account)	X	X	
Makes Post-Award Adjustments	X	X	
Initiates the Prosecution of Possible Fraudulent Student applications	X		
Publicizes Award Availability	X	X	

STATE PROGRAM OFFICE DEFINITIONS FOR SELECTED TERMS

OHIO B3

<u>DEFINITIONS USED BY STATE PROGRAM OFFICES</u>	<u>STATE DEFINITION SPECIFIED BY</u>	<u>STATE DEFINITION COMMONLY USED BY ALL INSTITUTIONS</u>		<u>STATE DEFINITION CONSISTENT ACROSS ALL STATE PROGRAMS</u>
		<u>PUBLIC</u>	<u>PRIVATE</u>	
Half-Time Student - A student taking less than 12 credit hours but no less than 6 credit hours.	Interpretation			Yes
State Resident - Parents of dependent students have been legal residents for previous 12 consecutive months prior to enrollment. Independent student has been legal resident for 12 consecutive previous months.	Interpretation	Yes		Yes
Independent Student - 1) Student has not been claimed by "parents" as tax exemption the year prior to enrollment, nor will be claimed during period for which grant is provided; 2) Has not resided with parents previous year, nor will reside with parents during period for which grant is provided; and 3) Has received no financial support from parents during previous year or for period of grant.	Interpretation			Yes
Non-Profit Institution - An institution which has received a certificate of authorization from the Board of Regents; a degree-granting institution.	Law and Interpretation	Yes	Yes	Yes
Satisfactory Academic Progress - Student is accepted by the institution and is allowed to attend the institution each quarter or semester and is enrolled for 12 credit hours or more each quarter or semester.	Interpretation			Yes
United States Citizenship - Natural born, or holds immigration visa or refugee status.	Interpretation	Yes		Yes

INFORMATION FLOW BETWEEN THE STATE PROGRAM OFFICE AND VARIOUS FEDERAL OFFICES

OHIO B4

	<u>TYPE OF INFORMATION PROVIDED BY STATE STUDENT-AID AGENCY</u>	<u>TYPE OF INFORMATION RECEIVED BY STATE STUDENT-AID AGENCY</u>	<u>PERCEPTION OF ADEQUACY OF INFORMATION FLOW</u>
<u>FEDERAL OFFICES</u>			
SSIG Office	Summaries Regulations	Summaries Regulations	Adequate
BEOG Office		Summaries Recipients	Adequate
Regional OE Student-Assistance Office (Campus-Based Programs)	Summaries	Summaries Regulations	Adequate
Washington OE Office (Campus-Based Programs)	---	---	No Contact
FISL/GSL Office	---	---	No Contact
<u>STATE/INSTITUTIONAL OFFICES</u>			
Public Institutions	Summaries Regulations	Recipients Terminations	Adequate
Private Institutions	Summaries Regulations	Recipients Terminations	Adequate
Governor/Budget Office	Summaries Regulations		Adequate
State Legislature (Including Committee Staffs)	Summaries Regulations		Adequate

MANAGEMENT STAFFING OF STATE PROGRAM OFFICES

OR10 B5

<u>MANAGEMENT FUNCTION</u>	<u>PERCENTAGE OF STAFF EFFORT</u>	<u>STAFF ASSISTANCE FROM OTHER AGENCIES</u> <u>COMMENTS</u>
APPLICATIONS PROCESSING (Includes verification of student information, need analysis, award determination, etc.)	70	
RESPONDING TO REQUESTS FOR INFORMATION (Includes federal requests for information, parent/student inquiries, testimony in hearings, etc.)	5	
PROGRAM REVIEW (Includes on-site visits to institutions, formal/informal audits, etc.)	5	
PUBLIC RELATIONS AND INFORMATION DISSEMINATION (Includes parent/student workshops, work on promotional literature, etc.)	10	
GENERAL ADMINISTRATION (Includes executive personnel, staff training and development, regulations and guidelines, preparation of summary statistics, etc.)	10	
OTHER MANAGEMENT ACTIVITIES (Includes any special staff activities which do not clearly fall in one of the above categories)		

STATE AGENCY CALENDAR OF EVENTS FOR NEED-BASED PROGRAMS FOR 1976-77 SCHOOL YEAR

OHIO 88-

MONTH/YEAR

EVENTS

JANUARY 1975 1) Agency budget presented to governors office or budget bureau
2) Agency budget presented to legislature

JUNE 1975 Legislature appropriates student assistance funds

ONGOING Agency completes planning workshops for students or counselors

DECEMBER 1975 Agency makes student-aid applications available

Every 30 days beginning January--
no other preferable schedule

JANUARY-ONGOING 1976 Agency (or institutions) announces award winners

AUGUST 1976 1) Deadline for student-aid applications
2) BEOG applications information received from federal office

DECEMBER 1976 Deadline for receiving applications for partial awards

JANUARY 1977 Last date at which award changes and adjustments are made

**PROGRAM AND FISCAL CONTROLS OF PROGRAMS
OPERATED BY STATE AGENCY**

OHIO B7

PROGRAM CONTROLS	CONTROL USED SAMPLE OR TOTAL POPULATION STUDIED	AGENCY/OFFICE UNDERTAKING CONTROLS	SPECIAL ACTIONS COMMENTS
A. Control on Student Application Data Accuracy			
1. Match Against Tax Forms?	Yes, 10%	State	Note 1
2. Match Against BEOG Applications?			
3. Match Against Institutional Student Records?			
4. Warnings of Prosecution?	Yes	State	
5. Prosecution?			
6. Withdrawal of Award	Yes	State	
B. Controls on Attendance and/or Progress			
1. Check on Enrollment/Initial Attendance?	Yes, All	Institution	Note 2
2. Check on Mid-Term Attendance?	Yes	Institution, State	
3. Check on Course Completion?			
4. Check on Academic Progress Before Award?			
5. Partial Awards?			
C. Controls on Award Size			
1. Check to Make Sure Other Awards Actually Made?	Yes	Institution	
2. Match Against BEOG, Campus-Based Award Files?	Yes	Institution	
3. Re-Check to Ensure Award Adjustments Actually Made?			
4. Second Review of Aid Packages?			
D. Controls on Institutional Student-Aid Operations			
1. Independent Program Audits?	Yes	State ³	
2. Aid Officer Bonding?			
3. Aid Officer Certification?			
4. Double Signatures on All Fund Transfers?			
E. Controls on Central Administrative Staff Operations			
1. Independent Program Audits?	Yes	State ³	
2. Bonding of Staff Members?			
3. Double Signatures on All Fund Transactions?			

¹ Grant withdrawn or reduced.

² Award withdrawn for period not in attendance.

³ Done by State Auditor.

**PROGRAM INFORMATION DISSEMINATION PROCEDURES
USED FOR STATE NEED BASED PROGRAMS**

OHIO C1

TYPE OF INFORMATION PROVIDED

<u>INFORMATION PROVIDED THROUGH</u>	<u>APPLICATION FORMS</u>	<u>ELIGIBILITY CONDITIONS</u>	<u>FILING/CLOSING DATES FOR STATE PROGRAMS</u>	<u>INFORMATION ON THE COST OF ATTENDANCE AT VARIOUS TYPES OF INSTITUTIONS</u>	<u>INFORMATION ABOUT APPLYING FOR AID FROM OTHER SOURCES</u>	<u>INFORMATION ON PENALTIES FOR PROVIDING FRAUDULENT DATA</u>
1. High School Counselors	X	X	X		X	X
2. College Financial-Aid Officers	X	X	X		X	X
3. Direct Mailings to Graduating High School Students or Parents	X	X	X		X	X
4. High School Meetings or Workshops	X	X	X		X	X
5. College Admissions Office						
6. Newspaper Ads		X	X		X	
7. Radio, Television Ads		X	X		X	
8. Social Service Agencies	X	X	X		X	X
9. Other (Please Specify) Pharmacies	X	X	X		X	X

**DESCRIPTIONS OF STATE-SPONSORED
STUDENT ASSISTANCE PROGRAMS**

OHIO D1

Ohio Instructional Grants Program - A grant program to assist low-income and middle-income resident students in achieving financial access to Ohio public and private non-profit institutions of higher education.

War Orphans Scholarship Program - A grant program for dependents of Veterans, POWs, MIAs, to provide financial assistance in attending in-state public schools.

Ohio Guaranteed Student Loan Program -

BASIC STATE PROGRAM INFORMATION

OHIO D2

<u>Programs</u>	<u>Year</u>	<u>Number of Awards</u>	<u>Average Full-Time Award Size</u>	<u>Total Dollars Awarded</u>	<u>Eligible Population</u>
<u>Need-Based</u>					
<u>Grants</u>					
Ohio Instructional Grants Program	1970-71	14,904	\$ 306	\$ 4,571,588	Resident Undergraduates
	1975-76	47,124	\$ 421	\$19,845,913	
<u>Non Need-Based</u>					
War Orphans Scholarship Program	1970-71	156	\$ 681	\$ 106,270	Dependents of Veterans/ POW/MIA
	1975-76	208	\$ 926	\$ 192,809	
Ohio Guaranteed Student Loan Program	1970-71	19,536	\$1,141	\$22,300,000	All Students
	1975-76	21,473	\$1,503	\$32,277,601	

150

STUDENT ELIGIBILITY CRITERIA FOR STATE PROGRAMS

OHIO E1

<u>Programs</u>	<u>Acceptable Residency Status</u>	<u>Accept- able Attend. Status</u>	<u>Acceptable Student Levels</u>	<u>Special Priority to Cent'g. Awards</u>	<u>Income Limits</u>	<u>Need Limits</u>
<u>Need-Based</u>						
<u>Grants</u>						
Ohio Instructional Grants Program	Residents attending In-State	Full-Time	All Under- graduates	No	\$16,999 Family Gross Income	Not Applicable
<u>Non Need-Based</u>						
War Orphans Scholarship Program	Residents attending In-State	Full-Time	All Under- graduates	No	Not Applicable	Not Applicable
Ohio Guaranteed Student Loan Program	Residents attending In/Out of State & Non-Residents	Full-Time Half-Time	All	Not Applicable	Not Applicable	Not Applicable

INSTITUTIONAL ELIGIBILITY CRITERIA FOR STATE STUDENT-ASSISTANCE PROGRAMS

OHIO E2

<u>Programs</u>	<u>University and 4-Year Colleges</u>	<u>Community/ Junior Colleges</u>	<u>Voc./Tech. Schools</u>	<u>Proprietary</u>	<u>Special Types of Institutions</u>
<u>Need-Based</u>					
<u>Grants</u>					
Ohio Instructional Grants Program	Public Private	Public	No	No	No
<u>Non Need-Based</u>					
War Orphans Scholarship Program	Public	Public	No	No	No
Ohio Guaranteed Student Loan Program	Public Private	Public Private	Yes	Yes	Yes

¹ All types of institutions except Correspondence.

NEED DETERMINATION CRITERIA FOR STATE PROGRAMS

OHIO E3

<u>Programs</u>	<u>Program Definition of Need</u>	<u>Is BEOG Application Required?</u>	<u>Expected Family Contribution (EFC) Method</u>	<u>Student Budget Includes What Items?</u>
<u>Need-Based</u>				
<u>Grants</u>				
Ohio Instructional Grants Program	Family Income less than \$17,000.	No	Not Applicable	Tuition/Fees

AWARD SIZE DETERMINATION CRITERIA FOR STATE PROGRAMS

OHIO E4

<u>Programs</u>	<u>Maximum Award Size?</u>	<u>What Award Size Determination Method is Used?</u>	<u>How is Award Priority Determined?</u>	<u>Who Ultimately Determines Award Amount?</u>
<u>Need-Based</u>				
<u>Grants</u>				
Ohio Instructional Grants Program	\$1,500 - Private; \$600 - Public	Family gross income and number of dependent children in family is structured in tables provided by law. Institution will reduce if amount exceeds tuition and fees.	Descending order of need	Institution
<u>Non Need-Based</u>				
War Orphans Scholarship Program				
Ohio Guaranteed Student Loan Program				

NUMBER OF SSIG PROGRAM APPLICANTS

OHIO

F1

DATA NOT AVAILABLE

	\$0-5,999	\$6,000-8,999	\$9,000-11,999	\$12,000-14,999	\$15,000-19,999	\$20,000 & Over
INDEPENDENTS						
	DEPENDENTS					
	<u>Income Level</u>					

DATA NOT AVAILABLE

DATA NOT AVAILABLE

WHITE	BLACK	HISPANIC	AMERICAN INDIAN	ASIAN	OTHER
<u>Ethnic Status</u>					

MEN	WOMEN
<u>Sex</u>	

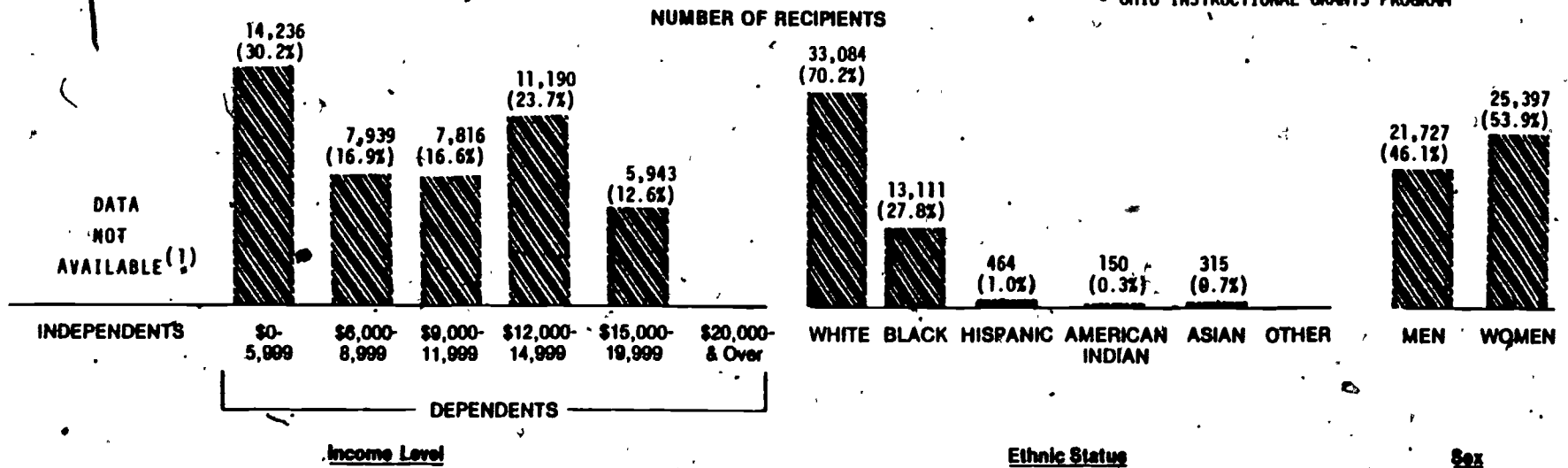
NUMBER OF NEED-BASED GRANT PROGRAM RECIPIENTS AND AVERAGE AWARD SIZE

OHIO

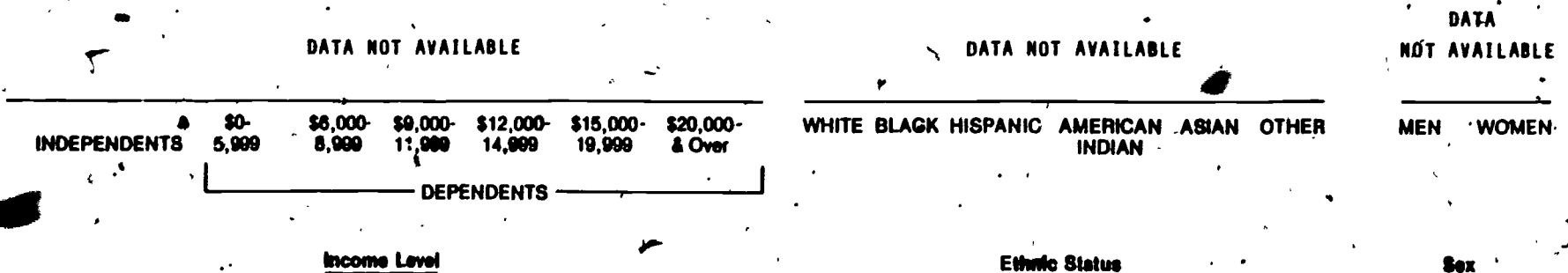
F2

THESE FIGURES FOR THE 1975-76
SCHOOL YEAR PERTAIN TO:

• OHIO INSTRUCTIONAL GRANTS PROGRAM



AVERAGE AWARD SIZE



(1) The distribution of awards by student income categories includes awards made to both dependent and independent students. The data available did not distinguish between dependent and independent students.

SOURCES AND DISTRIBUTION OF NEED-BASED GRANT PROGRAM FUNDS

OH10 G1


THESE FIGURES FOR THE 1975-76 SCHOOL YEAR PERTAIN TO:
 • OHIO INSTRUCTIONAL GRANTS PROGRAM

STATE APPROPRIATIONS

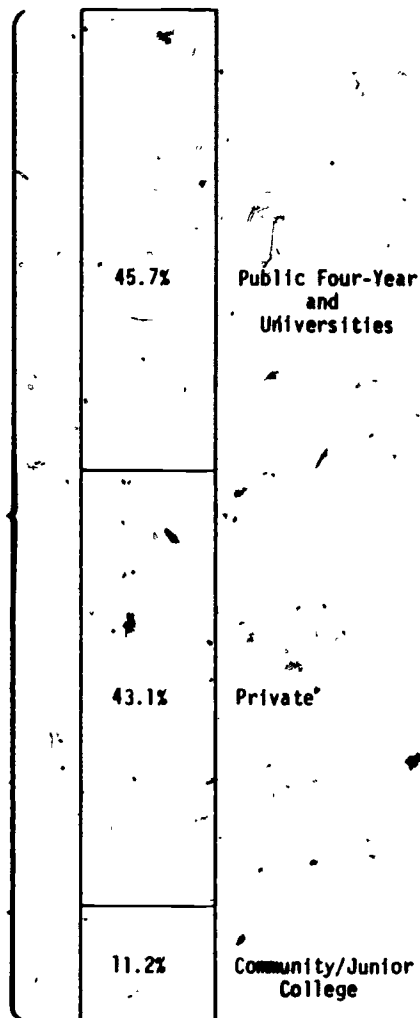
\$18,998,420 95.7%

PRIVATE GIFTS


\$847,493 4.3%
FEDERAL SSIG PROGRAM



INSTITUTIONAL SECTORS

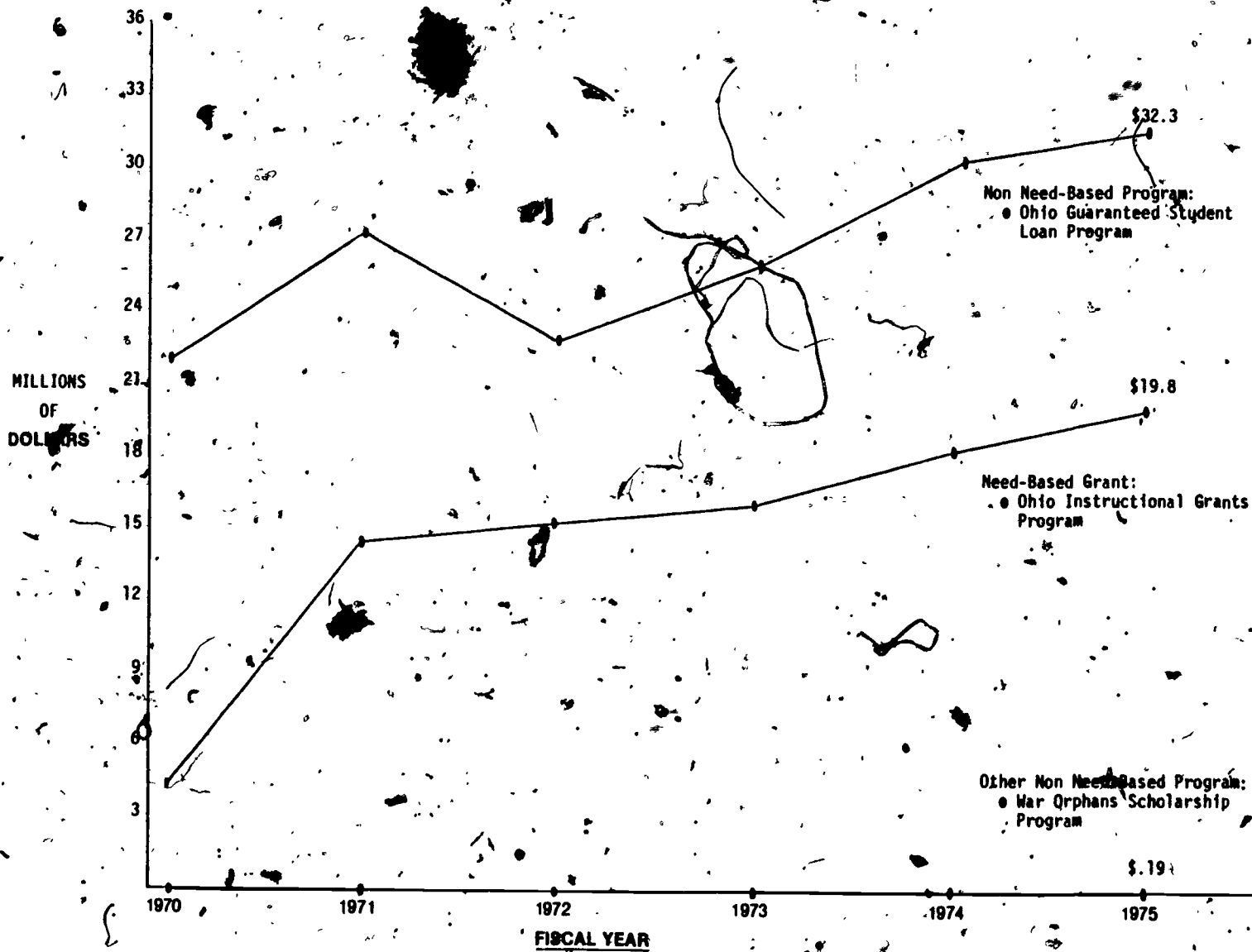


STUDENT INCOME CATEGORIES



HISTORIC STATE EXPENDITURES ON STUDENT ASSISTANCE PROGRAMS

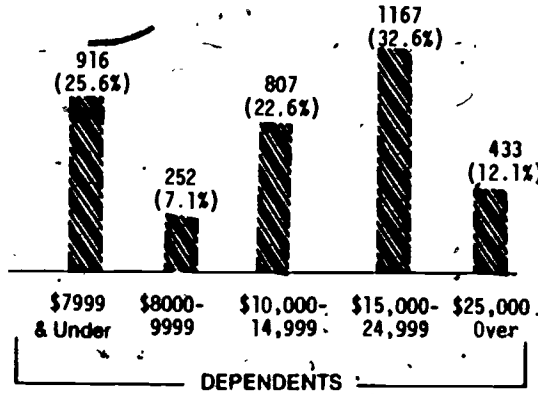
OHIO G2



STATE POPULATION PROFILE

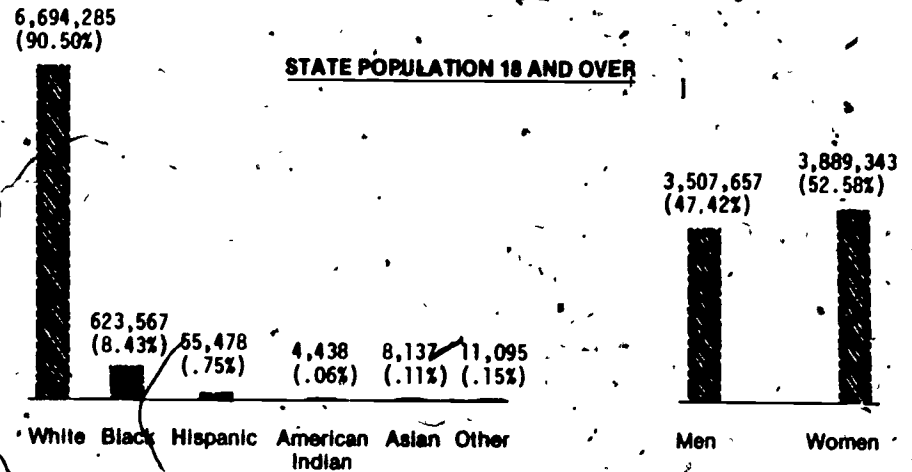
OHIO H1

NUMBER OF HOUSEHOLDS



Effective Buying Income

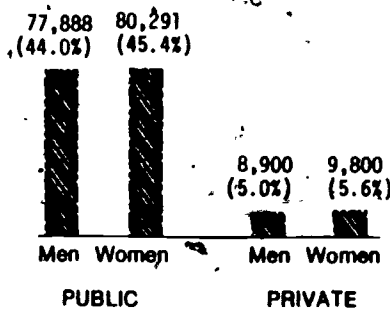
STATE POPULATION 18 AND OVER



Ethnic Status

Sex

STATE HIGH SCHOOL GRADUATES



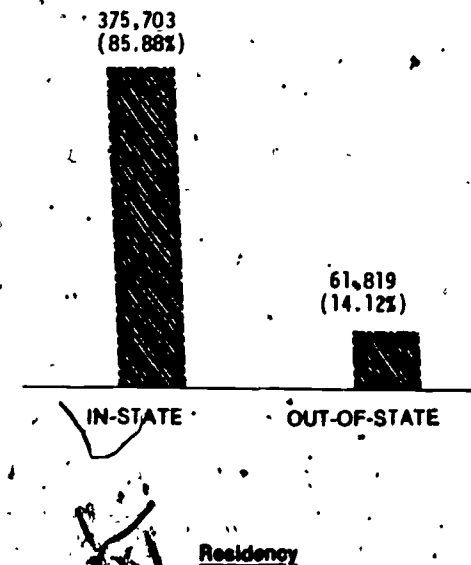
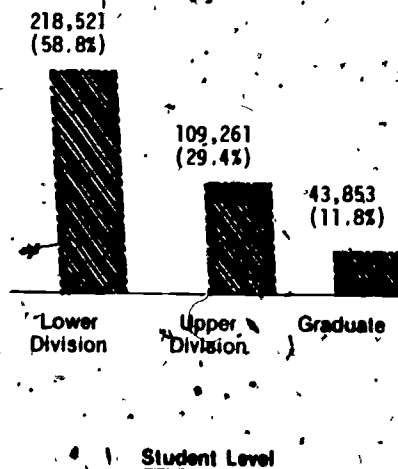
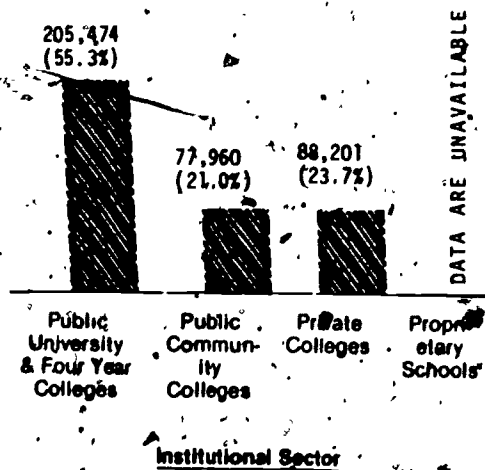
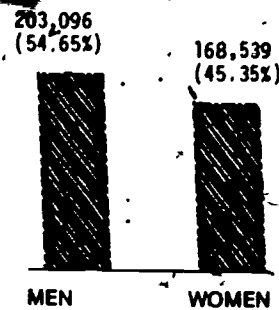
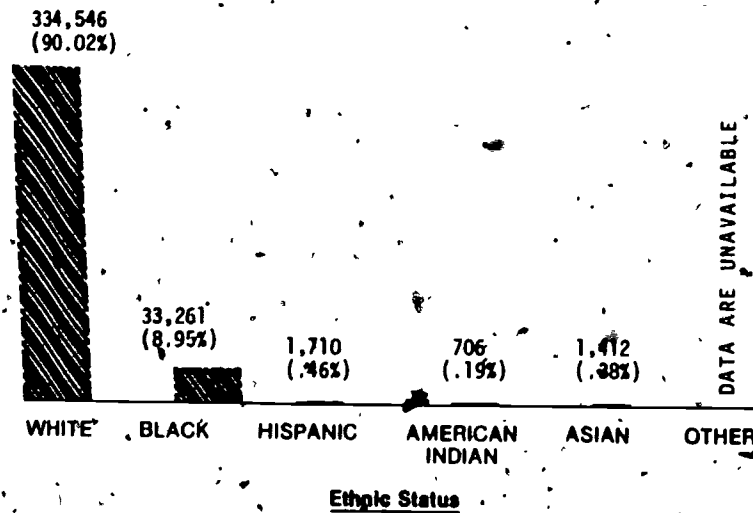
Sex

The high school graduation figures do not include 460 persons granted a high school equivalency certificate, nor 1,525 persons graduated from other than regular day school programs.

(c) Sales and Marketing Management 1977 Survey, of Buying Power Data Service

STATE POSTSECONDARY EDUCATION STUDENT ENROLLMENTS

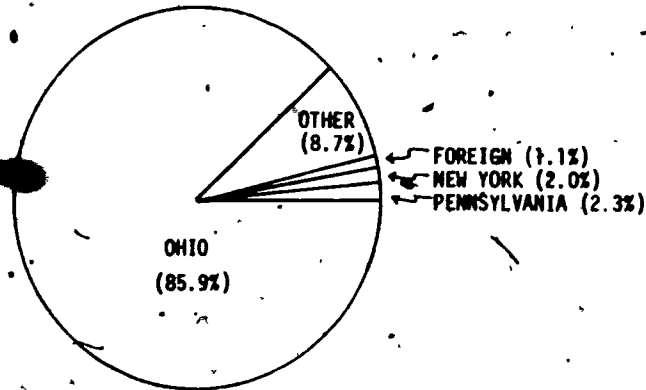
OH10 H2



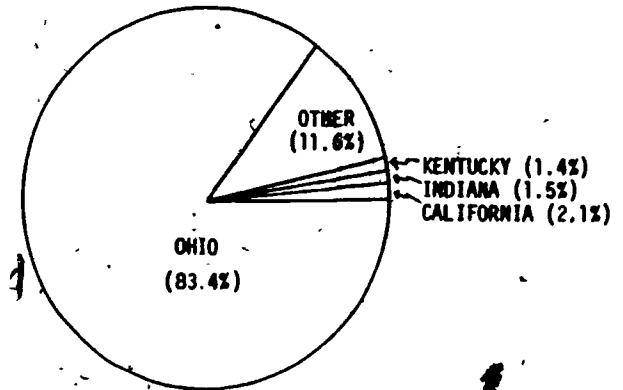
INTERSTATE MIGRATION OF STUDENTS

OHIO

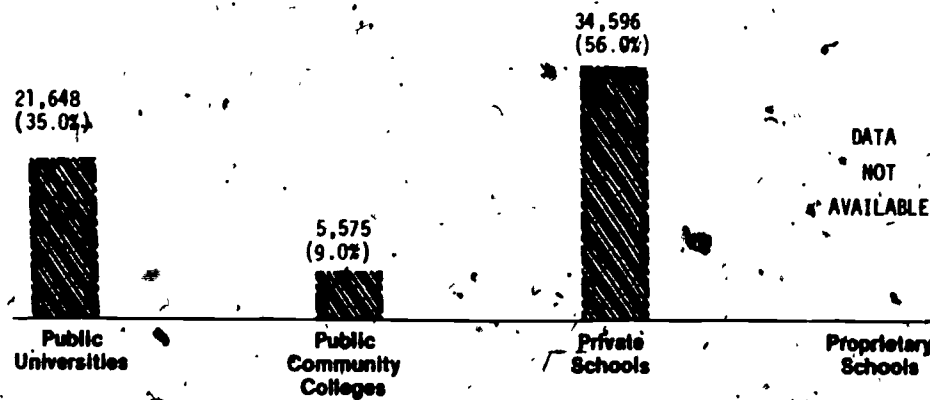
H3



**RESIDENT AND NON-RESIDENT STUDENTS
ATTENDING IN-STATE INSTITUTIONS**

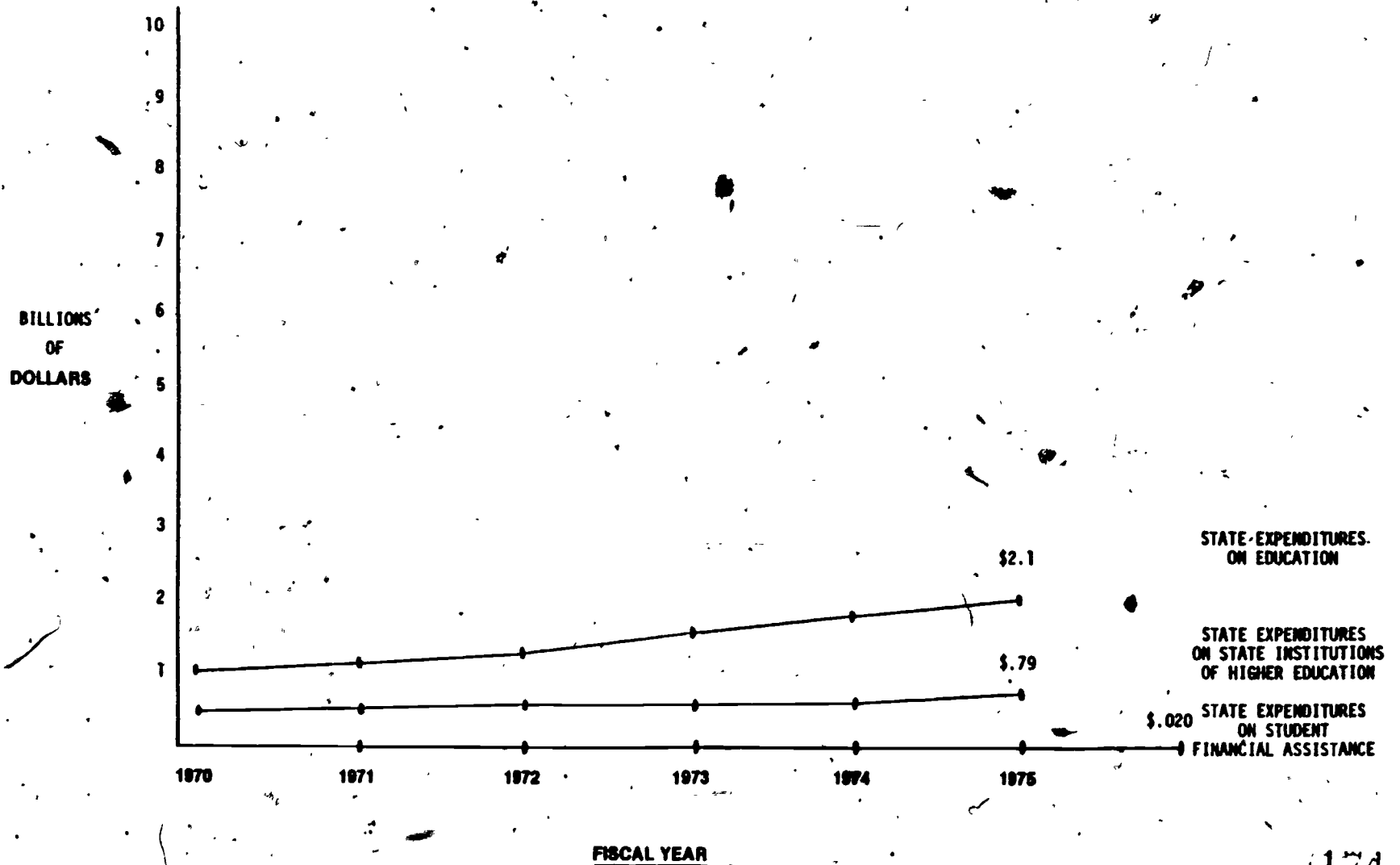


**RESIDENT STUDENTS ATTENDING IN-STATE
AND OUT-OF-STATE INSTITUTIONS**



INSTITUTIONAL SECTOR
(Out-of-State Students in School In-State)

STATE EXPENDITURE ON POSTSECONDARY EDUCATION STUDENT ASSISTANCE

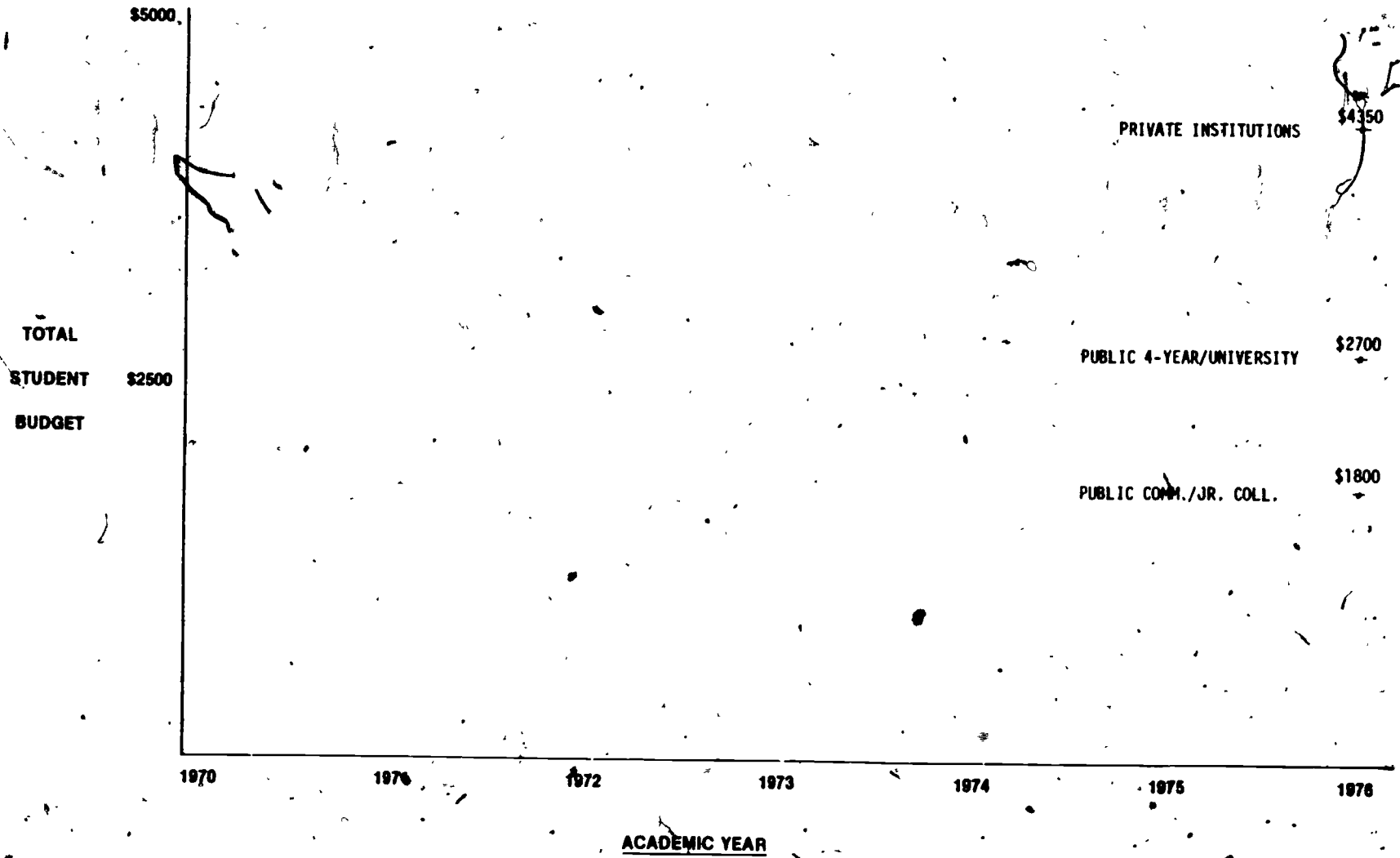


THESE DATA PERTAIN TO:
 ● OHIO INSTRUCTIONAL GRANTS PROGRAM
 ● WAR ORPHANS SCHOLARSHIP PROGRAM

**GROSS COSTS TO STUDENTS ATTENDING SCHOOL
BY POSTSECONDARY EDUCATION SECTORS**

OHIO

12



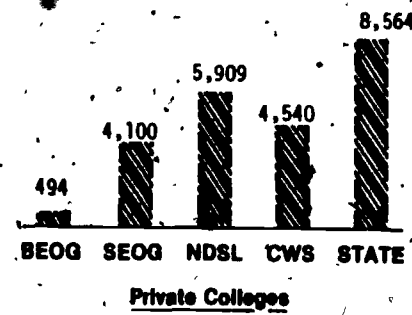
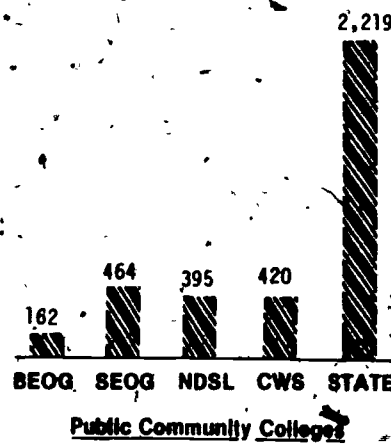
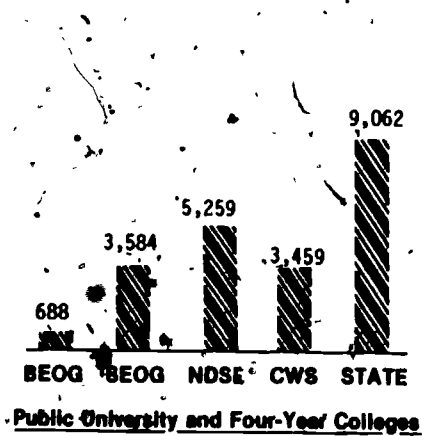
LEVELS OF FEDERAL AND STATE PROGRAM FUNDING BY INSTITUTIONAL SECTOR

OHIO 18

(Figures in thousands)

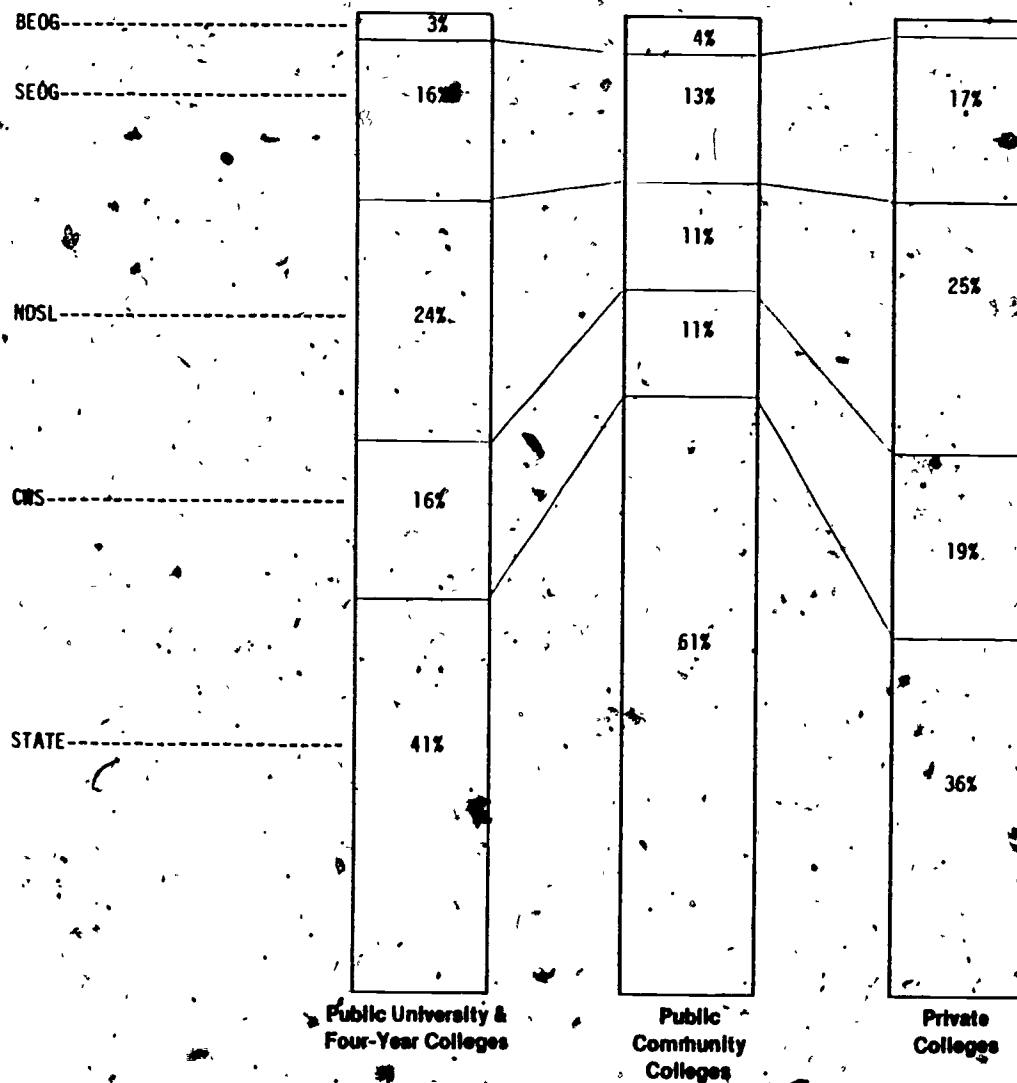
THE FIGURES SHOWN FOR STATE DOLLARS AWARDED ARE FOR THE 1975-76 SCHOOL YEAR AND PERTAIN TO:

OHIO INSTRUCTIONAL GRANTS PROGRAM



RELATIVE IMPORTANCE OF FEDERAL AND STATE PROGRAM FUNDING BY SECTOR

OHIO 14



THE FIGURES SHOWN FOR STATE DOLLARS AWARDED ARE FOR THE 1975-76 SCHOOL YEAR AND PERTAIN TO:

- OHIO INSTRUCTIONAL GRANTS PROGRAM

Percent
Distribution of
Student
Assistance
By Program
By Sector

DESCRIPTIONS OF PROGRAM OFFICES AND AGENCIES AND CORRESPONDING PROGRAM RESPONSIBILITIES

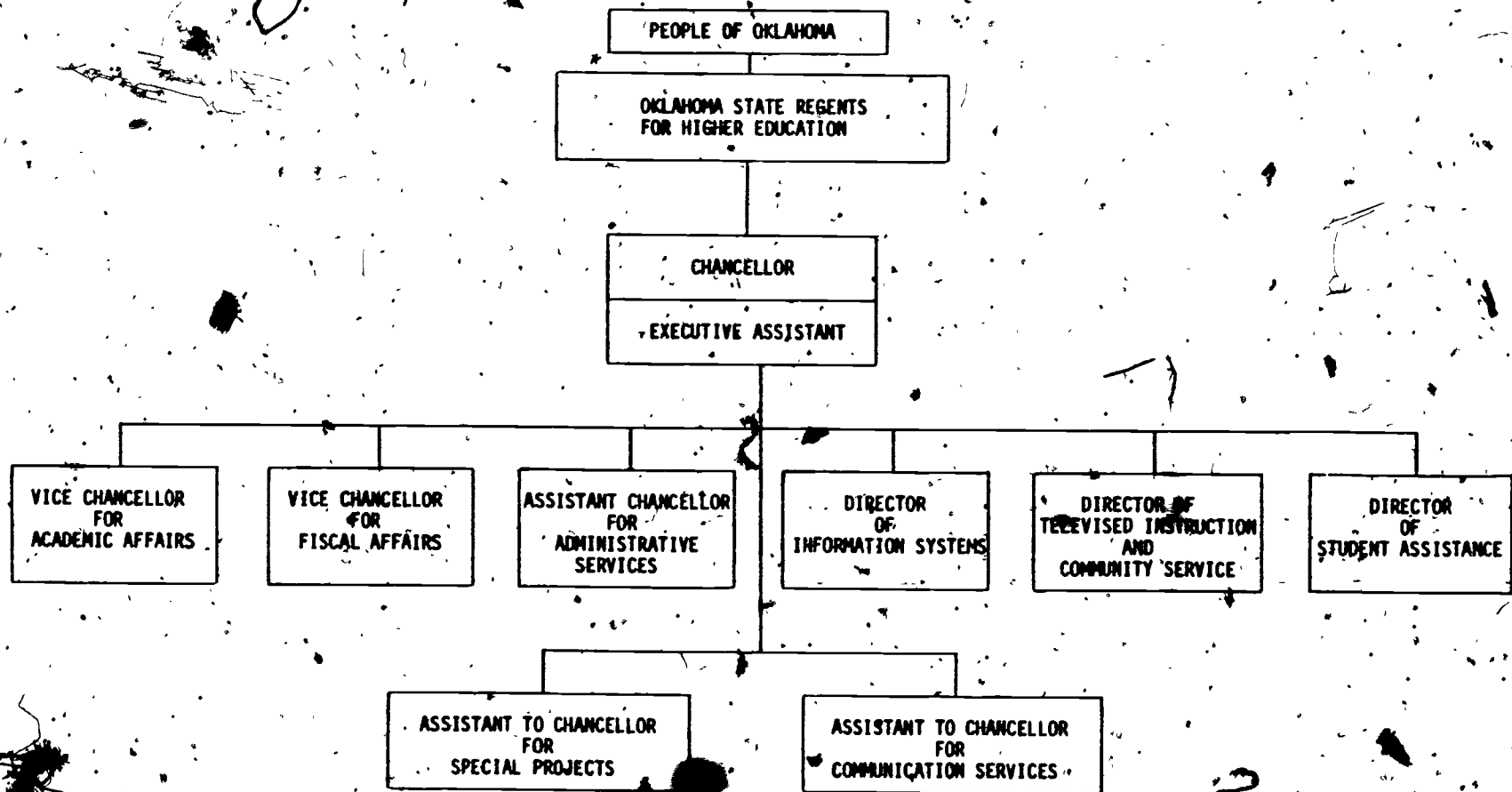
OKLAHOMA A1

The Oklahoma State Regents for Higher Education is responsible for administering the Guaranteed Student Loan Program (GSLP) and functions as a state guarantee agency; it also functions as a lender administering the Oklahoma Student Loan Program operating under GSLP guidelines, utilizing funds created by the Oklahoma Student Loan Authority. The State Regents work closely with campus Financial Aid Officers and commercial lending institution representatives. The State Regents also administers the Tuition Aid Grant/SSIG Program.

1. Tuition Aid Grant Program/SSIG
2. Oklahoma Student Loan Program
3. Guaranteed Student Loan Program

RELATIONSHIPS OF STATE AGENCIES

OKLAHOMA A2



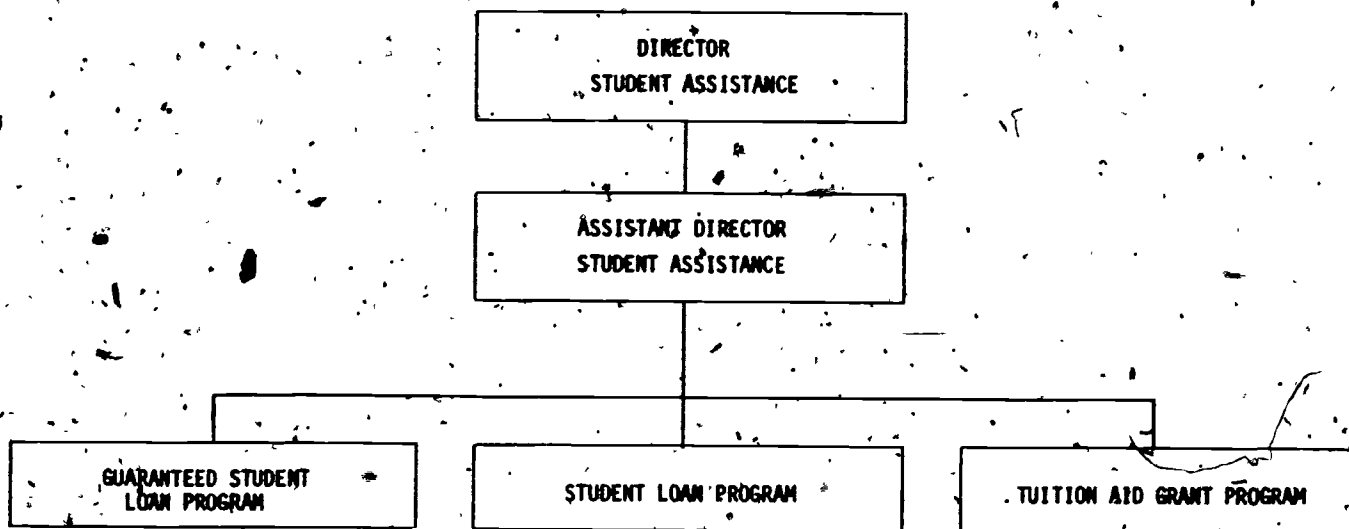
The Oklahoma State Regents for Higher Education is responsible for administering the Guaranteed Student Loan Program and functions as a state guarantee agency. The State Regents office also administers a student loan program operating under GSLP guidelines, acting as a lender, utilizing funds created by the Oklahoma Student Loan Authority. The State Regents also administer the SSIG/Tuition Aid Grant Program.

The State Regents work closely with campus Financial Aid Officers and commercial lending institution representatives to coordinate the GSLP. Of course, campus Financial Aid Officers play an important role in processing GSLP applications as well as SSIG/TAG.

STATE AGENCY ORGANIZATION

OKLAHOMA B1

DIVISION OF STUDENT ASSISTANCE



185

186

**MANAGEMENT RELATIONSHIPS BETWEEN THE STATE AGENCY
AND OTHER STATE AGENCIES/INSTITUTIONS**

OKLAHOMA B2

<u>WHO ACCOMPLISHES THE FOLLOWING?</u>	<u>STATE PROGRAM OFFICE</u>	<u>INSTITUTIONAL FINANCIAL AID OFFICE</u>	<u>OTHER OFFICERS OR AGENCIES</u>
Processing of Applications			
• Verification of Student Application Information	X	X	
• Identification of Eligible Recipients	X	X	
• Determination of Award Size	X	X	
• Assignment of Priority to Awards	X		
• Formally Approves Award	X		
Makes Payment to Student (or Credits Student Account)	X		
Makes Post-Award Adjustments	X		
Initiates the Prosecution of Possible Fraudulent Student applications	X		
Publicizes Award Availability	X		

STATE PROGRAM OFFICE DEFINITIONS FOR SELECTED TERMS

OKLAHOMA - B3

**DEFINITIONS USED BY
STATE PROGRAM OFFICES**

**STATE DEFINITION
SPECIFIED BY**

**STATE DEFINITION COMMONLY
USED BY ALL INSTITUTIONS**

**STATE DEFINITION CONSISTENT
ACROSS ALL STATE PROGRAMS**

PUBLIC

PRIVATE

Half-Time Student - Six hours enrollment.

Interpretation

Yes

Yes

Yes

State Resident - Oklahoma State Regents has published residency policy. Pays in-state fees; established domicile in state for 12 months minimum. Types of evidence used in establishing Oklahoma residency: ownership of property, registration for and voting in state general elections, filing an Oklahoma income tax return, and payment of ad valorem property taxes.

Interpretation

Yes

Yes

Yes

Independent Student - Self-supporting; does not reside with parents; is not claimed as a dependent on parent's income tax return; does not receive in excess of \$600 from parents.

Interpretation

Yes

Yes

Yes

Non-Profit Institution - Not for profit.

Interpretation

Yes

Yes

Yes

Satisfactory Academic Progress -

24 to 36 semester hours attempted - 1.40 minimum
 37 to 72 semester hours attempted - 1.60 minimum
 73 to 108 semester hours attempted - 1.80 minimum
 Further study after 108 hours - 2.00 minimum

Interpretation

Yes

Yes

Yes

United States Citizenship - National of the U.S.; be a citizen; or be in the U.S. for more than a temporary purpose, and intend to become a permanent resident of the U.S.

INFORMATION FLOW BETWEEN THE STATE PROGRAM OFFICE AND VARIOUS FEDERAL OFFICES

OKLAHOMA B4

TYPE OF INFORMATION PROVIDED
BY STATE STUDENT-AID AGENCY

TYPE OF INFORMATION RECEIVED
BY STATE STUDENT-AID AGENCY

PERCEPTION OF ADEQUACY
OF INFORMATION FLOW

FEDERAL OFFICES

SSIG Office

Summaries
Regulations

Summaries
Regulations

Adequate
Inadequate

BEOG Office

Not Applicable

Regional OE Student-Assistance Office
(Campus-Based Programs)

Not Applicable

Washington OE Office
(Campus-Based Programs)

Not Applicable

FISL/GSL Office

Summaries
Regulations

Summaries
Regulations

Adequate
Inadequate

STATE/INSTITUTIONAL OFFICES

Public Institutions

Regulations
Summaries Applications
Recipients

Summaries
Terminations

Adequate

Private Institutions

Regulations
Summaries Applicat
Recipients

Summaries
Terminations

Adequate

Governor's Budget Office

Not Applicable

State Legislature
(Including Committee Staffs)

Not Applicable

192

MANAGEMENT STAFFING OF STATE PROGRAM OFFICES

OKLAHOMA 85

<u>MANAGEMENT FUNCTION</u>	<u>PERCENTAGE OF STAFF EFFORT</u>	<u>STAFF ASSISTANCE FROM OTHER AGENCIES</u> <u>COMMENTS</u>
APPLICATIONS PROCESSING (Includes verification of student information, need analysis, award determination, etc.)		
RESPONDING TO REQUESTS FOR INFORMATION (Includes federal requests for information, parent/student inquiries, testimony in hearings, etc.)		
PROGRAM REVIEW (Includes on-site visits to institutions, formal/informal audits, etc.)		<u>DATA ARE UNAVAILABLE</u>
PUBLIC RELATIONS AND INFORMATION DISSEMINATION (Includes parent/student workshops, work on promotional literature, etc.)		
GENERAL ADMINISTRATION (Includes executive personnel, staff training and development, regulations and guidelines, preparation of summary statistics, etc.)		
OTHER MANAGEMENT ACTIVITIES (Includes any special staff activities which do not clearly fall in one of the above categories)		

**STATE AGENCY CALENDAR OF EVENTS FOR NEED-BASED
PROGRAMS FOR 1976-77 SCHOOL YEAR**

O K L A H O M A

B6

MONTH/YEAR

EVENTS

OCTOBER & APRIL 1975-76 Agency completes planning workshops for students or counselors

MARCH 1976 Agency makes student-aid applications available

JUNE 1976 Deadline for student-aid applications

JUNE-JULY 1976 Agency (or institutions) announces award winners

Exact date depends on reawarding because of "no shows"

Last date at which award changes and adjustments are made

PROGRAM AND FISCAL CONTROLS OF PROGRAMS OPERATED BY STATE AGENCY

OKLAHOMA B7

<u>PROGRAM CONTROLS</u>	<u>CONTROL USED SAMPLE OR TOTAL POPULATION STUDIED</u>	<u>AGENCY/OFFICE UNDERTAKING CONTROLS</u>	<u>SPECIAL ACTIONS COMMENTS</u>
A. <u>Control on Student Application Data Accuracy</u> 1. Match Against Tax Forms? 2. Match Against BEOG Applications? 3. Match Against Institutional Student Records? 4. Warnings of Prosecution? 5. Prosecution?	Yes, Sample Yes Yes Yes	Institution, State Institution Institution	Note 1
B. <u>Controls on Attendance and/or Progress</u> 1. Check on Enrollment/Initial Attendance? 2. Check on Mid-Term Attendance? 3. Check on Course Completion? 4. Check on Academic Progress Before Award? 5. Partial Awards?	Yes, All Yes, All Yes, All Yes, All	Institution, State Institution, State Institution, State Institution, State	Application may be rejected. Award may be canceled. Applicant may be ruled ineligible.
C. <u>Controls on Award Size</u> 1. Check to Make Sure Other Awards Actually Made? 2. Match Against BEOG, Campus-Based Award Files? 3. Re-Check to Ensure Award Adjustments Actually Made? 4. Second Review of Aid Packages?			
D. <u>Controls on Institutional Student-Aid Operations</u> 1. Independent Program Audits? 2. Aid Officer Bonding? 3. Aid Officer Certification? 4. Double Signatures on All Fund Transfers?	Yes, All	Institution, State	
E. <u>Controls on Central Administrative Staff Operations</u> 1. Independent Program Audits? 2. Bonding of Staff Members? 3. Double Signatures on All Fund Transactions?	Yes, All Yes, All	State State	

Only used for Needs Analysis to determine federal interest benefits on guaranteed student loans; it is being incorporated for use with SSIG/TAG usage.

**PROGRAM INFORMATION DISSEMINATION PROCEDURES
USED FOR STATE NEED-BASED PROGRAMS**

OKLAHOMA C1

TYPE OF INFORMATION PROVIDED

<u>INFORMATION PROVIDED THROUGH</u>	<u>APPLICATION FORMS</u>	<u>ELIGIBILITY CONDITIONS</u>	<u>FILING/CLOSING DATES FOR STATE PROGRAMS</u>	<u>INFORMATION ON THE COST OF ATTENDANCE AT VARIOUS TYPES OF INSTITUTIONS</u>	<u>INFORMATION ABOUT APPLYING FOR AID FROM OTHER SOURCES</u>	<u>INFORMATION ON PENALTIES FOR PROVIDING FRAUDULENT DATA</u>
1. High School Counselors		X	X			
2. College Financial-Aid Officers	X	X	X		X	X
3. Direct Mailings to Graduating High School Students or Parents						
4. High School Meetings or Workshops						
5. College Admissions Office	X	X	X			
6. Newspaper Ads						
7. Radio, Television Ads						
8. Social Service Agencies						
9. Other (Please Specify)						

DESCRIPTIONS OF STATE-SPONSORED STUDENT ASSISTANCE PROGRAMS

OKLAHOMA -D1

Tuition Aid Grant Program (Oklahoma State Regents for Higher Education) - A grant program to assist Oklahoma students with demonstrated financial need to meet the cost of attendance at Oklahoma institutions of higher education.

Oklahoma Student Loan Program (Oklahoma State Regents for Higher Education) - A loan program to assist Oklahoma students in financing postsecondary educational efforts at in-state schools.

Guaranteed Student Loan Program (Oklahoma State Regents for Higher Education) - A loan program for guaranteeing student loans for Oklahoma students and lenders in an effort to facilitate financing of postsecondary education for interested students attending in-state and out-of-state schools.

Veterans Benefit Program - None at state regents' level.

BASIC STATE PROGRAM INFORMATION

OKLAHOMA D2

<u>Programs</u>	<u>Year</u>	<u>Number of Awards</u>	<u>Average Full-Time Award Size</u>	<u>Total Dollars Awarded</u>	<u>Eligible Population</u>
<u>Need-Based</u>					
<u>Grants</u>					
Tuition Aid Grant Program	1974-75	2,949	\$189	\$ 558,357	Resident Undergraduates
	1975-76	2,179	\$244	\$ 532,190	
<u>Non Need-Based</u>					
Oklahoma Student Loan Program	1972-73	734	\$543	\$ 398,300	Resident Students
	1975-76	2,803	\$964	\$2,703,300	
Guaranteed Student Loan Program	1970-71	5,119	\$783	\$4,008,760.66	Resident Students
	1975-76	3,573	\$869	\$3,104,886	

STUDENT ELIGIBILITY CRITERIA FOR STATE PROGRAMS

OKLAHOMA E1

<u>Programs</u>	<u>Acceptable Residency Status</u>	<u>Acceptable Attend. Status</u>	<u>Acceptable Student Levels</u>	<u>Special Priority to Cont'g. Awards</u>	<u>Income Limits</u>	<u>Need Limits</u>
Need-Based						
Grants						
State Grant Program	Residents attending In-State	Full-Time	All Undergraduates	Yes	\$20,000	Not Applicable
Non Need-Based						
Oklahoma Student Loan Program	Residents attending In-State	Full-Time ¹	All	No	Not Applicable	Not Applicable
Guaranteed Student Loan Program	Residents attending In/Out of State	Full-Time	All	No	Not Applicable	Not Applicable

¹ Half-time or full-time 1973 through June 1976 when it was FISLP type. Currently only full-time under GSL program.

INSTITUTIONAL ELIGIBILITY CRITERIA FOR STATE STUDENT-ASSISTANCE PROGRAMS

OKLAHOMA E2

<u>Programs</u>	<u>University and 4-Year Colleges</u>	<u>Community/ Junior Colleges</u>	<u>Voc./Tech. Schools</u>	<u>Proprietary</u>	<u>Special Types of Institutions</u>
<u>Need-Based</u>					
<u>Grants</u>					
Tuition Aid Grant Program	Public Private	Public Private	Some	No	No
<u>Non Need-Based</u>					
Oklahoma Student Loan Program	Public Private	Public Private	Public	Yes	No
Guaranteed Student Loan Program	Public Private	Public Private	Public	Yes	No

NEED DETERMINATION CRITERIA FOR STATE PROGRAMS

OKLAHOMA E3

<u>Programs</u>	<u>Program Definition of Need</u>	<u>Is BEOG Application Required?</u>	<u>Expected Family Contribution (EFC) Method</u>	<u>Student Budget Includes What Items?</u>
<u>Need-Based</u>				
<u>Grants</u>				
Tuition Aid Grant Program	Percentage of award eligibility determined by effective family income and number of dependent children in family.	No.	Not Applicable	Tuition/Fees

AWARD SIZE DETERMINATION CRITERIA FOR STATE PROGRAMS

OKLAHOMA E4

<u>Programs</u>	<u>Maximum Award Size?</u>	<u>What Award Size Determination Method Is Used?</u>	<u>How is Award Priority Determined?</u>	<u>Who Ultimately Determines Award Amount?</u>
<u>Need-Based</u>				
<u>Grants</u>				
Tuition Aid Grant Program	\$500	Percentage of eligibility is assessed against the required enrollment fees at the intended school of attendance.	Applicants are required to meet pre-set deadline.	Oklahoma Regents for Higher Education
<u>Non Need-Based</u>				
Oklahoma Student Loan Program	\$1,800 Undergraduate \$3,000 Graduate	Applicant request; estimated educational costs at approved institutions adheres to maximum loan guidelines.	First-come, first-served within application submission deadlines and among eligible applicants.	Lender ¹
Guaranteed Student Loan	\$1,800 Undergraduate \$3,000 Graduate	Request based on estimated costs of attendance at approved institution.	First-come, first-served.	Lender ¹

¹ Within guidelines set by Oklahoma State Regents for Higher Education (Guarantee Agency).

NUMBER OF NEED-BASED GRANT PROGRAM APPLICANTS

OKLAHOMA F1

DATA NOT AVAILABLE

INDEPENDENTS	\$0- 5,999	\$6,000- 8,999	\$9,000- 11,999	\$12,000- 14,999	\$15,000- 19,999	\$20,000- & Over
	DEPENDENTS					

Income Level

DATA NOT AVAILABLE

DATA
NOT AVAILABLE

WHITE	BLACK	HISPANIC	AMERICAN INDIAN	ASIAN	OTHER
<u>Ethnic Status</u>					

MEN	WOMEN
<u>Sex</u>	


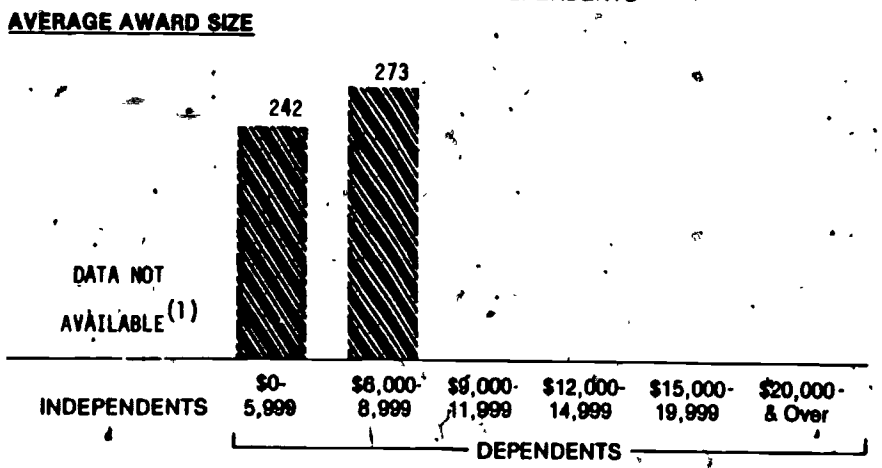

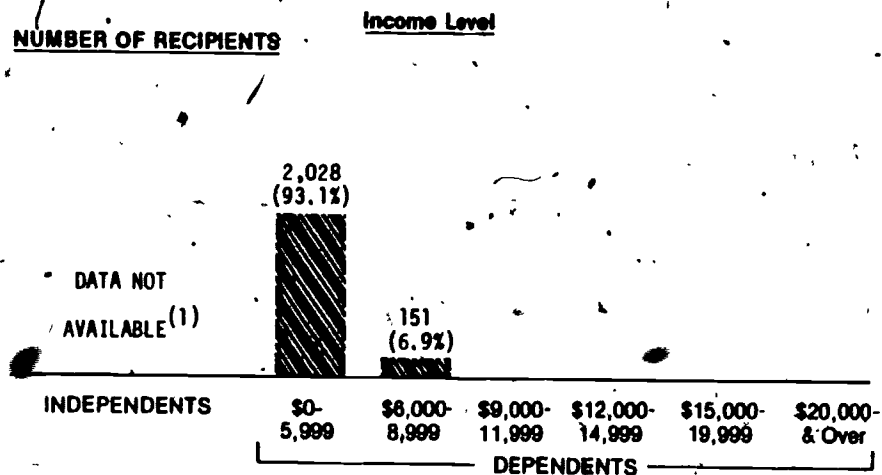
NUMBER OF NEED-BASED GRANT PROGRAM RECIPIENTS AND AVERAGE AWARD SIZE

F2

O K L A H O M A

THESE FIGURES FOR THE 1975-76 SCHOOL YEAR PERTAIN TO:

- STATE STUDENT INCENTIVE GRANT PROGRAM



(1) The distribution of awards by student income categories includes awards made to both dependent and independent students. The data available did not distinguish between dependent and independent students.

SOURCES AND DISTRIBUTION OF NEED-BASED GRANT PROGRAM FUNDS

OKLAHOMA G1

THESE FIGURES FOR THE 1975-76 SCHOOL YEAR PERTAIN TO:
 o TUITION AID GRANT PROGRAM

STATE APPROPRIATIONS

\$266,095


50.0%

PRIVATE GIFTS

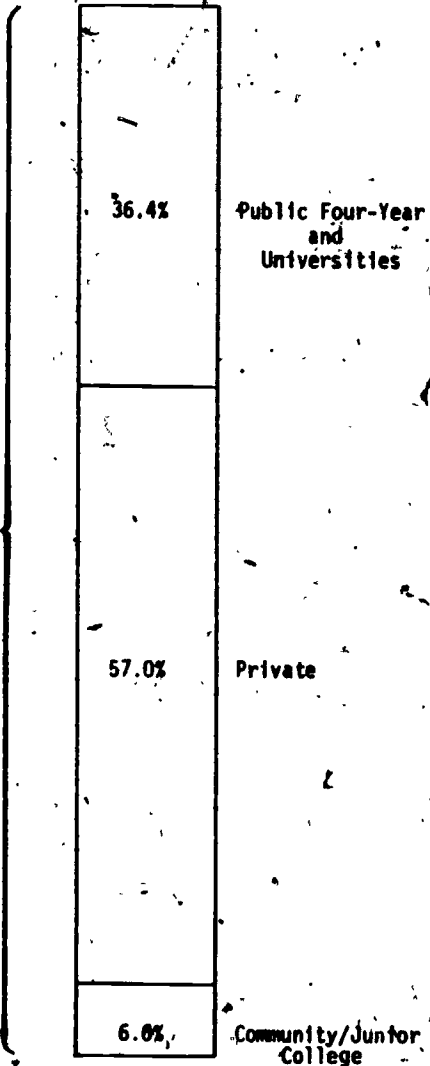
\$266,095

50.0%

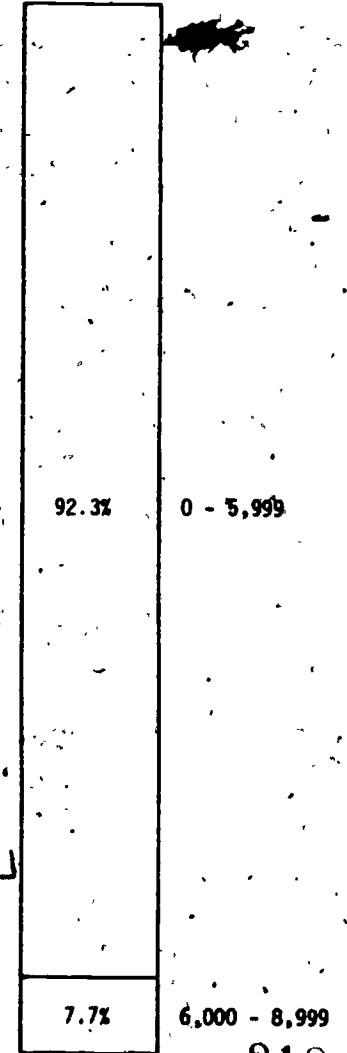
FEDERAL SSIQ PROGRAM



INSTITUTIONAL SECTORS

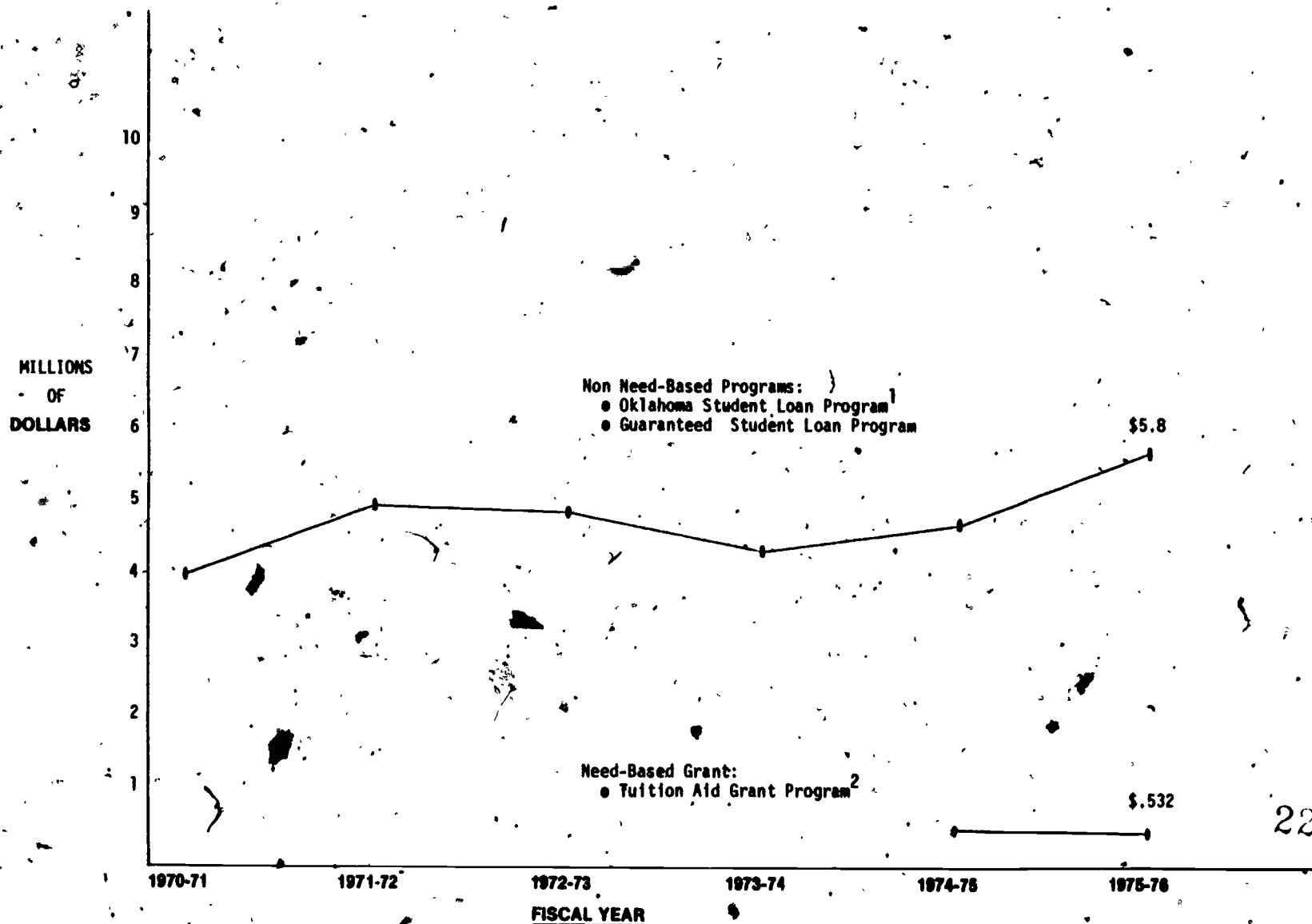


STUDENT INCOME CATEGORIES



HISTORIC STATE EXPENDITURES ON STUDENT-ASSISTANCE PROGRAMS

OKLAHOMA G2



219

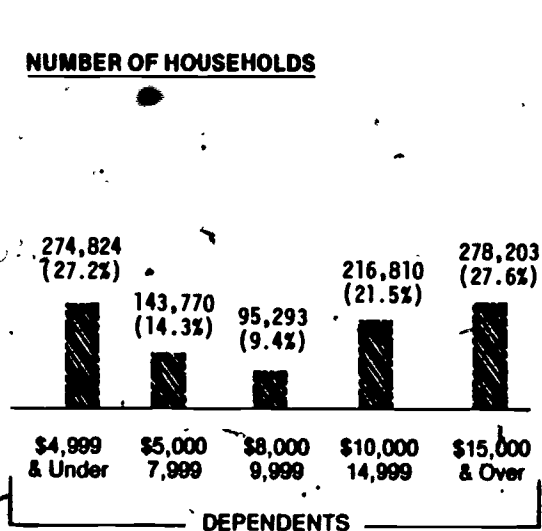
220

¹ 1972-73 first year of program.

STATE POPULATION PROFILE


OKLAHOMA H1

NUMBER OF HOUSEHOLDS



Effective Buying Income¹

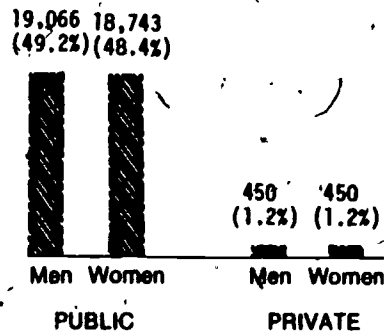
STATE POPULATION 18 AND OVER



Ethnic Status

Sex

STATE HIGH SCHOOL GRADUATES

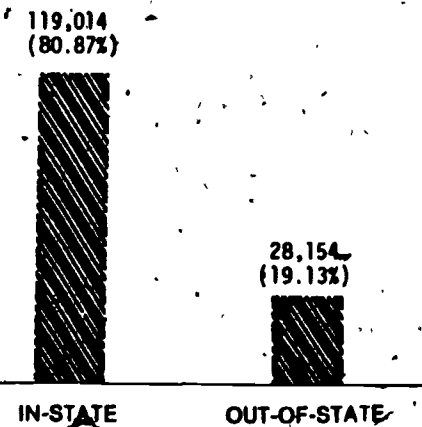
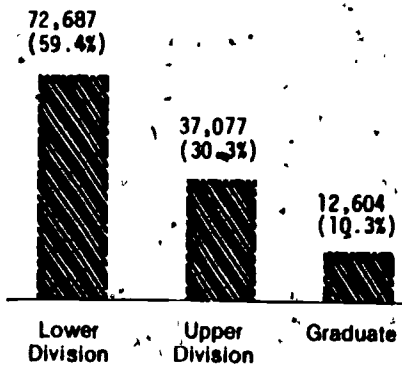
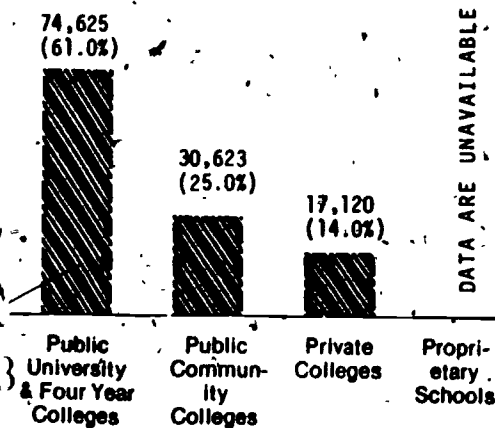
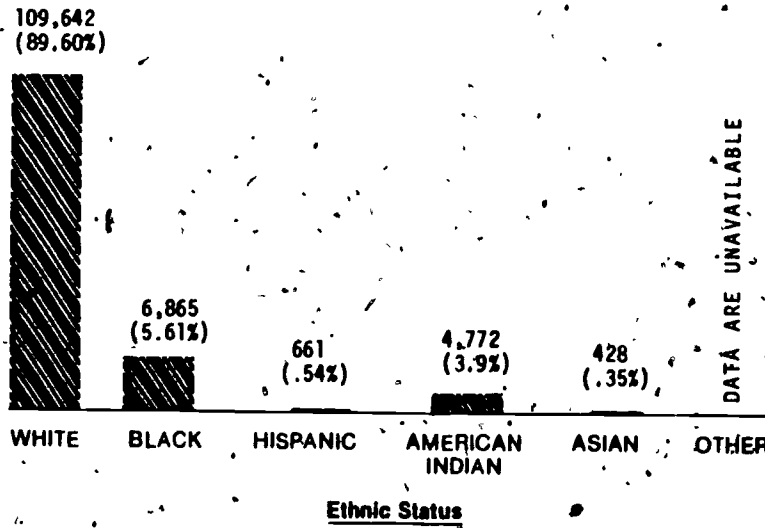


The high school graduation figures do not include 4,213 persons granted a high school equivalency certificate.

¹(c) Sales and Marketing Management 1977 Survey of Buying Power Data Service

STATE POSTSECONDARY EDUCATION STUDENT ENROLLMENTS

OKLAHOMA 1992




223

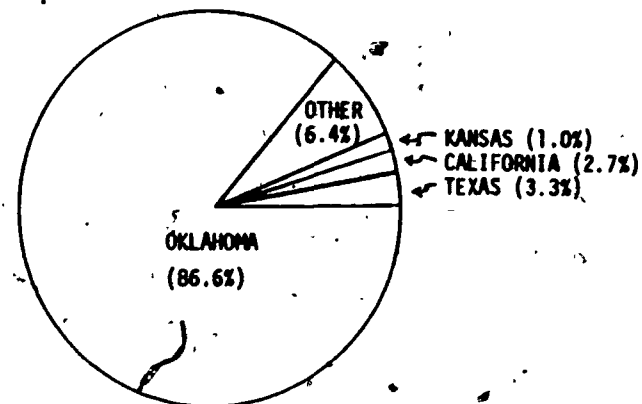
224

INTERSTATE MIGRATION OF STUDENTS

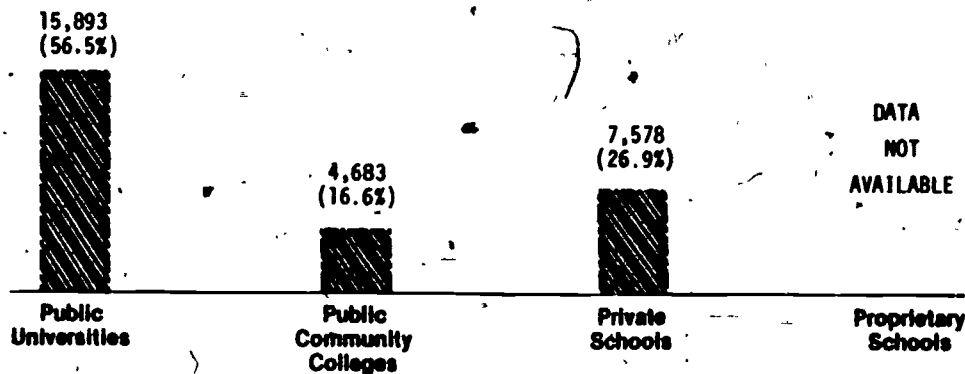
OKLAHOMA H3



RESIDENT AND NON-RESIDENT STUDENTS ATTENDING IN-STATE INSTITUTIONS



RESIDENT STUDENTS ATTENDING IN-STATE AND OUT-OF-STATE INSTITUTIONS

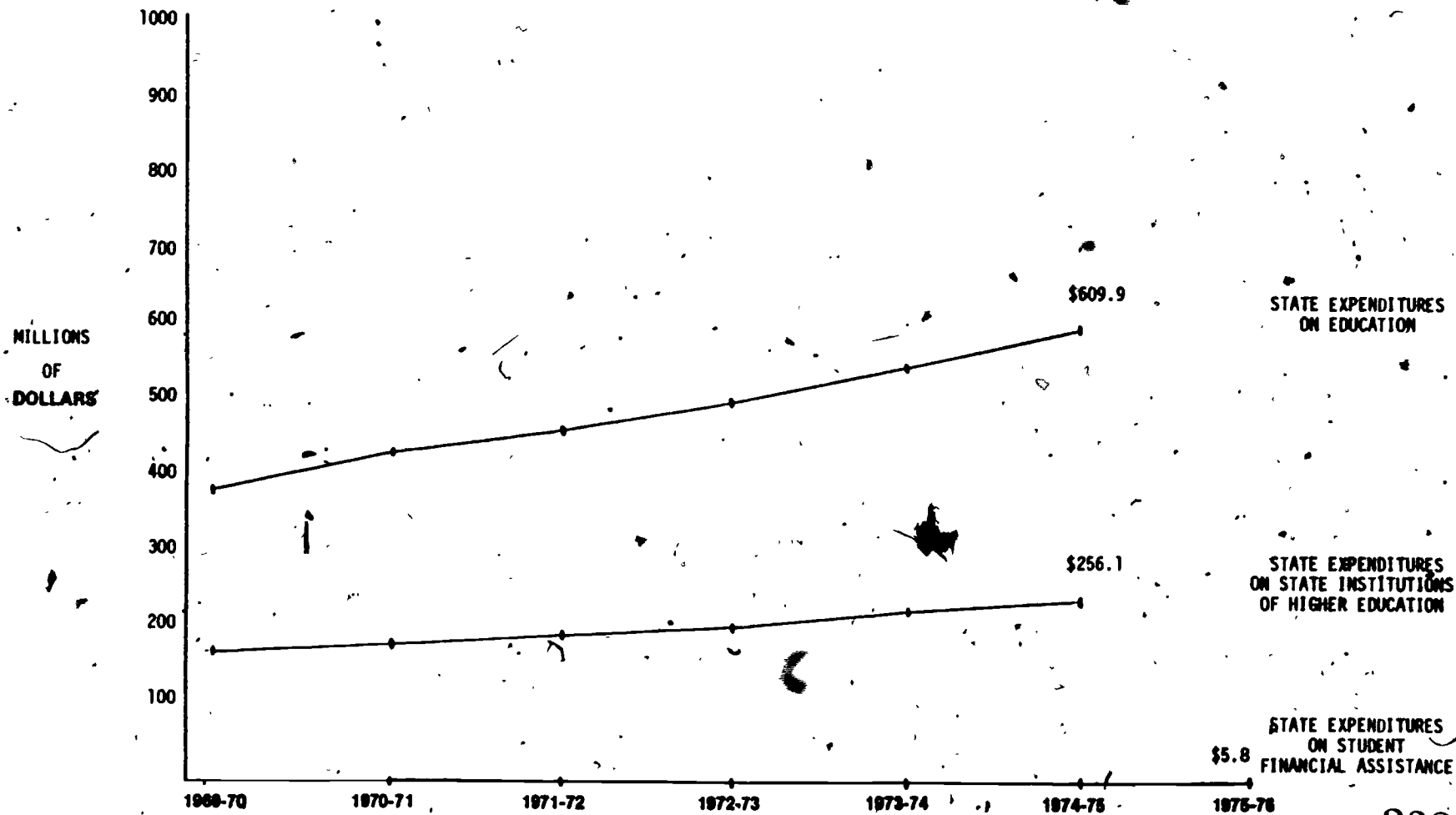


INSTITUTIONAL SECTOR

(Out-of-State Students in School In-State)

**STATE EXPENDITURE ON POSTSECONDARY EDUCATION
STUDENT ASSISTANCE**

OKLAHOMA 11



227

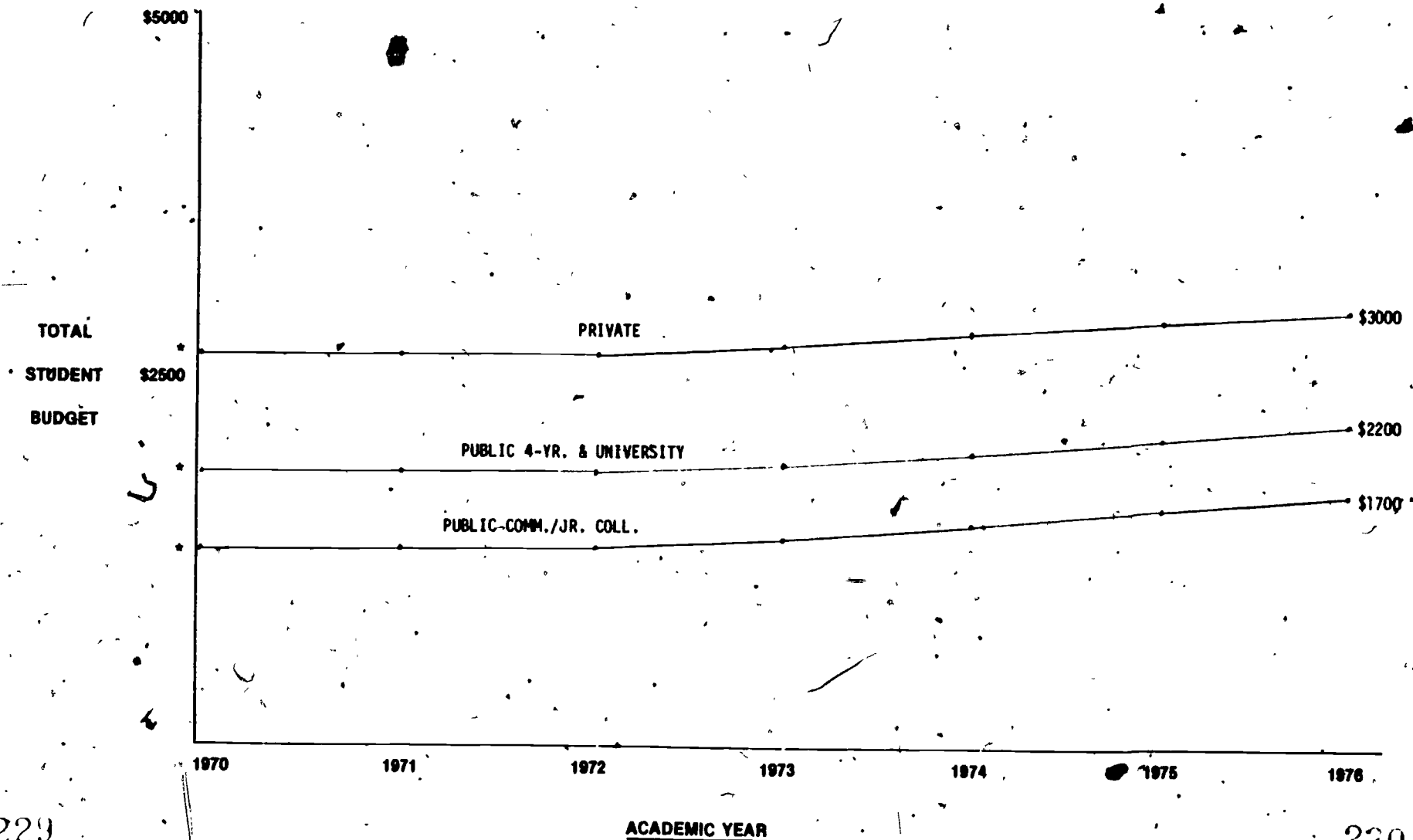
228

THESE DATA PERTAIN TO:
● TUITION AID GRANT PROGRAM

FISCAL YEAR

GROSS COSTS TO STUDENTS ATTENDING SCHOOL BY POSTSECONDARY EDUCATION SECTORS

OKLAHOMA 12



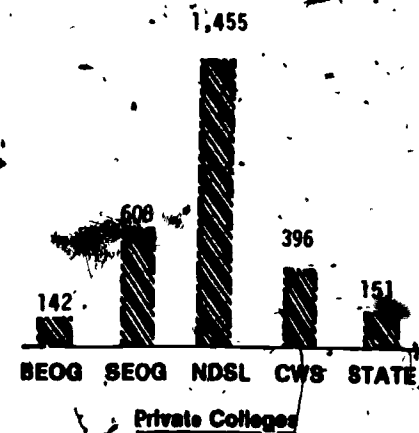
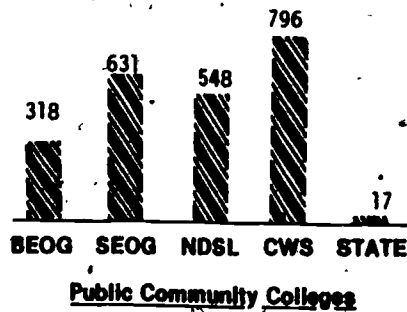
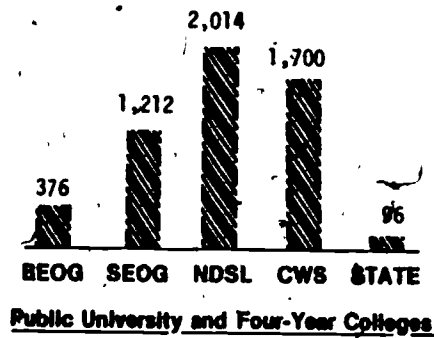
LEVELS OF FEDERAL AND STATE PROGRAM FUNDING BY INSTITUTIONAL SECTOR

OKLAHOMA 13

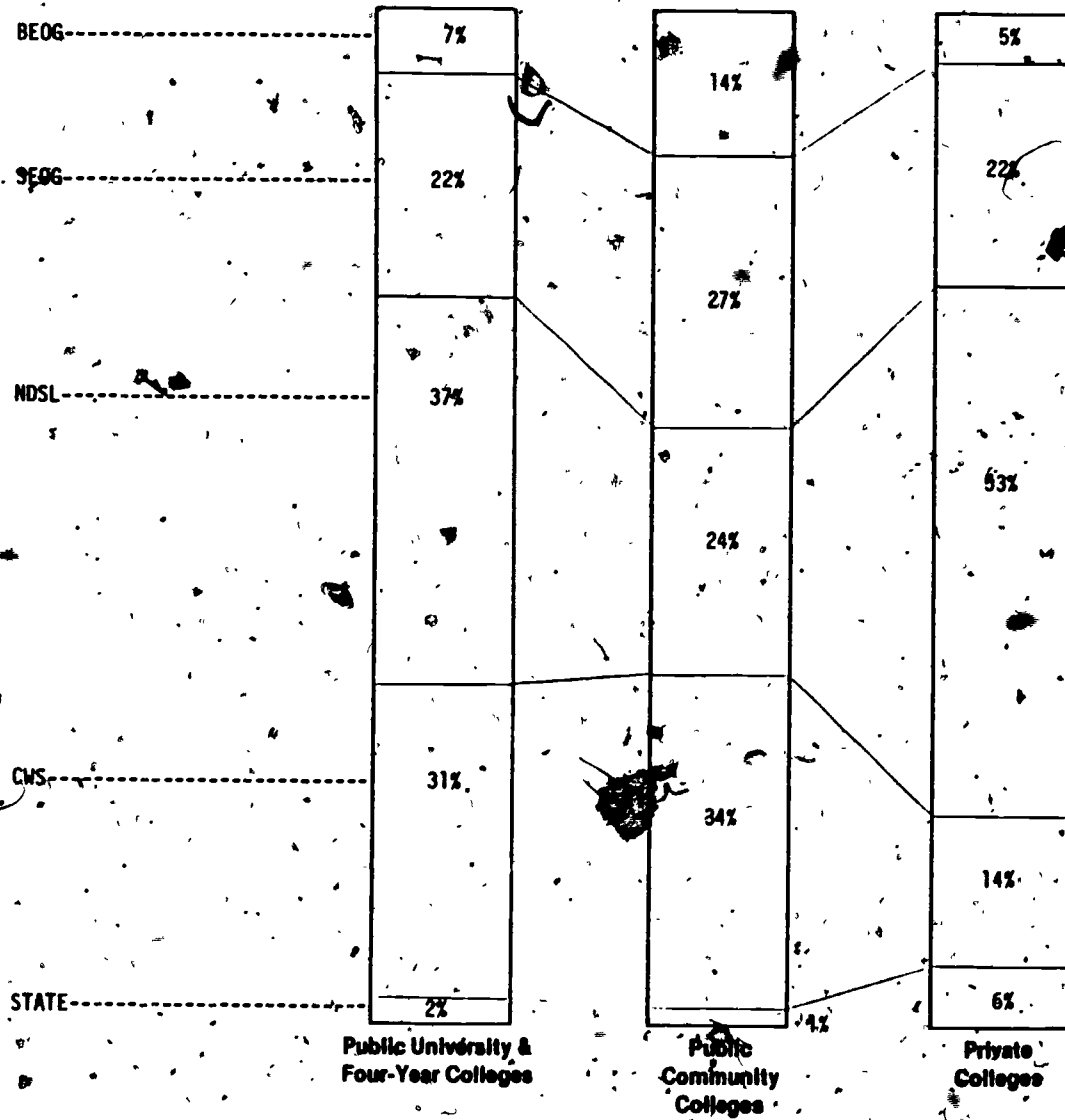
(Figures in thousands)

THE FIGURES SHOWN FOR STATE DOLLARS AWARDED ARE FOR THE 1975-76 SCHOOL YEAR AND PERTAIN TO:

- TUITION AID GRANT PROGRAM



RELATIVE IMPORTANCE OF FEDERAL AND STATE PROGRAM FUNDING BY SECTOR



THE FIGURES SHOWN FOR STATE DOLLARS AWARDED ARE FOR THE 1975-76 SCHOOL YEAR AND PERTAIN TO:

- TUITION AID GRANT PROGRAM

Percent
Distribution of
Student
Assistance
By Program
By Sector

DESCRIPTIONS OF PROGRAM OFFICES AND AGENCIES AND CORRESPONDING PROGRAM RESPONSIBILITIES

OREGON A1

The State Scholarship Commission establishes administrative rules and policies to administer statutes relating to student assistance. Makes program and budget recommendations to Governor and legislature. Has fiscal or accounting control over expenditure of state funds at collegiate institutions. The Commission has coordinative relationships with all other state and private educational boards and institutions and has coordinative relationship with GSL lending institutions as a Guarantee Agency. It is charged with the review and evaluation of all federal and state financial aid programs.

1. Need Grant Program
2. Cash Grant Program
3. Foreign Student Fee Remission Program
4. State 2-1/2% Fee Remission Program at Eastern Oregon College
5. Guaranteed Student Loan Program
6. Private Awards

Veteran's Affairs Department

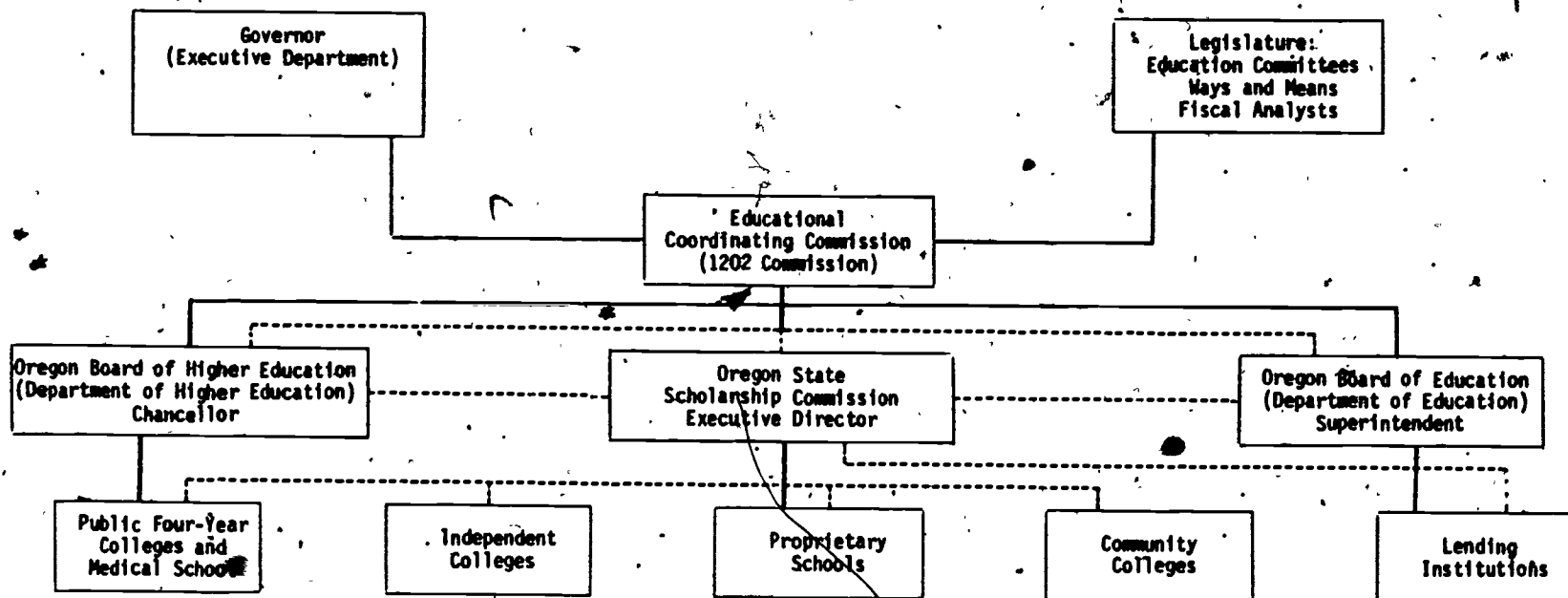
1. State Veteran's Educational Benefits

MICHE Student Exchange Programs have been developed to help western students obtain access to fields of professional education that are not available in their home state. The program is administered centrally by the Western Interstate Commission on Higher Education. Located within each state is a certifying officer who is the state's representative.

1. MICHE Student Exchange Program

RELATIONSHIPS OF STATE AGENCIES

OREGON A2



Functions and Relationships.

Governor and Executive Department. Reviews Commission budget requests and makes program and funding level recommendations to the legislature. Shares control over all public education board agencies, and institutions with legislature.

Legislative Assembly. Approves and/or initiates programs. Reviews budget requests using advice from fiscal analysts. Sets expenditure levels. Exerts control over public educational boards, agencies, and institutions through appropriations and statutes governing programs.

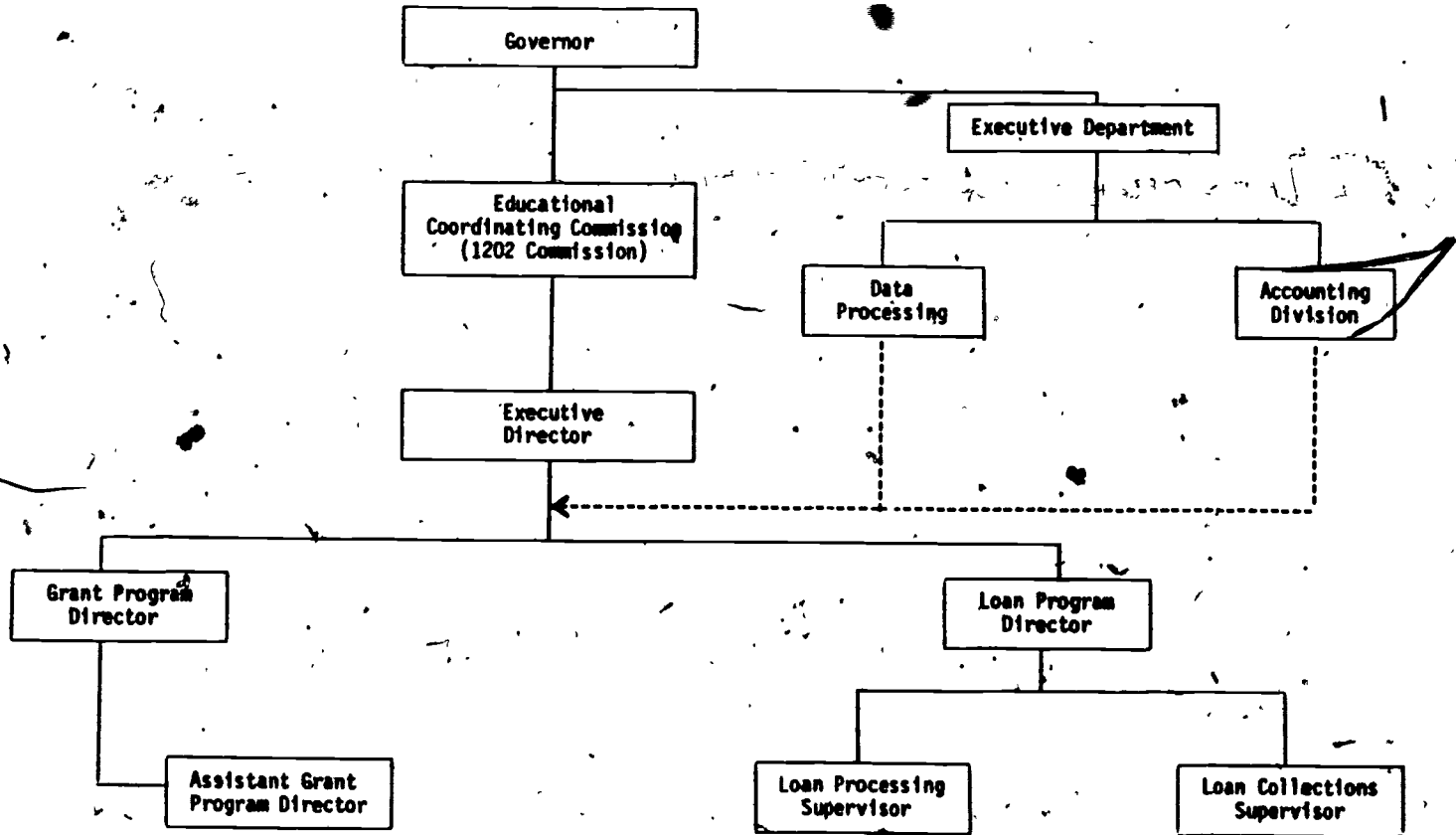
Scholarship Commission. Establishes administrative rules and policies to administer statutes relating to student assistance. Makes program and budget recommendations to Governor and legislature. Has fiscal or accounting control over expenditure of state funds at collegiate institutions. Has coordinative relationship with all other state and private educational boards and institutions. Has coordinative relationship with GSL lending institutions as a Guarantee Agency. Charged with the review and evaluation of all federal and state financial aid programs.

Educational institutions. Have direct relationship with award recipients through review of progress, disbursement of individual awards, publicizing of eligibility, and accounting for expenditures.

Educational Coordinating Commission. By State statute has coordinative relationship with all educational boards and institutions. Conducts studies for and makes recommendations to Executive Department and legislature. Recommends program development, modification or improvement to Executive Department and legislature.

STATE AGENCY ORGANIZATION

OREGON 81



MANAGEMENT RELATIONSHIPS BETWEEN THE STATE AGENCY AND OTHER STATE AGENCIES/INSTITUTIONS

OREGON B2

<u>WHO ACCOMPLISHES THE FOLLOWING?</u>	<u>STATE PROGRAM OFFICE</u>	<u>INSTITUTIONAL FINANCIAL AID OFFICER</u>	<u>OTHER OFFICES OR AGENCIES</u>
Processing of Applications			
• Verification of Student Application Information	X		
• Identification of Eligible Recipients	X	X	Educational Institutions, Welfare Division, Vocational Rehabilitation Division, Employment Division
• Determination of Award Size	X		
• Assignment of Priority to Awards	X		
• Formally Approves Award	X		
Makes Payment to Student (or Credits Student Account)		X	Educational Institutions
Makes Post-Award Adjustments	X	X	Educational Institutions
Initiates the Prosecution of Possible Fraudulent Student applications	X		
Publicizes Award Availability	X	X	High School Counselors, High School College Relations Office

STATE PROGRAM OFFICE DEFINITIONS FOR SELECTED TERMS

OREGON B3

<u>DEFINITIONS USED BY STATE PROGRAM OFFICES</u>	<u>STATE DEFINITION SPECIFIED BY</u>	<u>STATE DEFINITION COMMONLY USED BY ALL INSTITUTIONS</u>		<u>STATE DEFINITION CONSISTENT ACROSS ALL STATE PROGRAMS</u>
		<u>PUBLIC</u>	<u>PRIVATE</u>	
Half-Time Student - Undergraduate = 6-11 hours; Graduate = 0-6 hours.	Interpretation	Yes	Yes	Yes
State Residence - Dependents--State of residence considered to be that state where parents reside; Independents--Six months' residence in state if student came for purposes other than education, or 12 months if student came to attend school.	Interpretation	Yes	Yes	Yes
Independent Student - USOE definition.	Interpretation	Yes	Yes	Yes
Non-Profit Institution - A not-for-profit institution supported by other than public funds.	Interpretation	Yes	Yes	Yes
Satisfactory Academic Progress - 36 quarter hours or 24 semester hours per academic year.	Interpretation			Yes
United States Citizenship - - natural born citizen - permanent resident - immigrant visa - naturalized refugee	Interpretation			Yes

INFORMATION FLOW BETWEEN THE STATE PROGRAM OFFICE AND VARIOUS FEDERAL OFFICES

OREGON B4

<u>FEDERAL OFFICES</u>	<u>TYPE OF INFORMATION PROVIDED BY STATE STUDENT-AID AGENCY</u>	<u>TYPE OF INFORMATION RECEIVED BY STATE STUDENT-AID AGENCY</u>	<u>PERCEPTION OF ADEQUACY OF INFORMATION FLOW</u>
SSIG Office	Summaries	Regulations Summaries	Adequate
BEOG Office	None	Summaries - Applications Regulations	Adequate
Regional OE Student-Assistance Office (Campus-Based Programs)	None	None	Marginal
Washington OE Office (Campus-Based Programs)	None	None	Marginal
FISL/GSL Office	Summaries	Summaries	Marginal
 <u>STATE/INSTITUTIONAL OFFICES</u>			
Public Institutions	Summaries Recipients	Applications Regulations	Recipients Adequate
Private Institutions	Summaries Recipients	Applications Regulations	Recipients Adequate
Governor/Budget Office	Regulations Summaries	Regulations	Adequate
State Legislature (Including Committee Staffs)	Summaries	Summaries	Adequate

MANAGEMENT STAFFING OF STATE PROGRAM OFFICES

OREGON B5

<u>MANAGEMENT FUNCTION</u>	<u>PERCENTAGE OF STAFF EFFORT</u>	<u>STAFF ASSISTANCE FROM OTHER AGENCIES</u> <u>COMMENTS</u>
APPLICATIONS PROCESSING (Includes verification of student information, need analysis, award determination, etc.)	45	.3 FTE -- Data services provided by contractual agreement with Executive Department.
RESPONDING TO REQUESTS FOR INFORMATION (Includes federal requests for information, parent/student inquiries, testimony in hearings, etc.)	10	
PROGRAM REVIEW (Includes on-site visits to institutions, formal/informal audits, etc.)	5	
PUBLIC RELATIONS AND INFORMATION DISSEMINATION (Includes parent/student workshops, work on educational literature, etc.)	10	
GENERAL ADMINISTRATION (Includes executive personnel, staff training and development, regulations and guidelines, preparation of summary statistics, etc.)	20	.3 FTE -- Accounting services provided by contractual agreement with Executive Department.
OTHER MANAGEMENT ACTIVITIES (Includes any special staff activities which do not clearly fall in one of the above categories)	10	

STATE AGENCY CALENDAR OF EVENTS FOR NEED-BASED PROGRAMS FOR 1976-77 SCHOOL YEAR

OREGON B6

MONTH/YEAR

EVENTS

<p>AUGUST 1974 Agency budget presented to governors office or budget bureau</p> <p>Budget may be heard any time from Jan. to June</p> <p>Effective July 1</p> <p>1) Conducted at several locations throughout the state</p> <p>Tapes used to cross reference</p> <p>Preferential date is Feb. 1</p> <p>Award letter sent to each awardee by agency</p> <p>Students must sign for disbursement within 30 days of registration</p> <p>Students can transfer institution up until registration</p>	<p>JANUARY 1975 Agency budget presented to legislature</p> <p>JUNE 1975 Legislature appropriates student assistance funds</p> <p>OCTOBER 1975</p> <ol style="list-style-type: none"> 1) Agency completes planning workshops for students or counselors 2) Agency makes student-aid applications available <p>ONGOING BEOG applications information received from federal office</p> <p>ONGOING Deadline for student-aid applications</p> <p>ONGOING Agency (or institutions) announces award winners</p> <p>ONGOING Disbursement of awards</p> <p>ONGOING Last date at which award changes and adjustments are made</p>
---	---

PROGRAM AND FISCAL CONTROLS OF PROGRAMS OPERATED BY STATE AGENCY

OREGON B7

<u>PROGRAM CONTROLS</u>	<u>CONTROL USED SAMPLE OR TOTAL POPULATION STUDIED</u>	<u>AGENCY/OFFICE UNDERTAKING CONTROLS</u>	<u>SPECIAL ACTIONS COMMENTS</u>
A. Control on Student Application Data Accuracy			
1. Match Against Tax Forms?	Yes, All	Institution, State	Adjust student award. Refer discrepancy to USOE. Refund required on dropouts.
2. Match Against BEOG Applications?	Yes, All	Institution, State	
3. Match Against Institutional Student Records?	Yes, All	Institution	
4. Warnings of Prosecution?	Yes, All	Institution, State	
5. Prosecution?	Yes, All	Institution, State	
B. Controls on Attendance and/or Progress			
1. Check on Enrollment/Initial Attendance?	Yes, All	Institution, State	Note 1
2. Check on Mid-Term Attendance?	Yes, All	Institution, State	
3. Check on Course Completion?	Yes, All	Institution, State	
4. Check on Academic Progress Before Award?	Yes, All	Institution, State	
5. Partial Awards?	Yes, All	Institution, State	
C. Controls on Award Size			
1. Check to Make Sure Other Awards Actually Made?	Yes	State	
2. Match Against BEOG, Campus-Based Award Files?	Yes	State	
3. Re-Check to Ensure Award Adjustments Actually Made?			
4. Second Review of Aid Packages?			
5. State Award Amount Related to BEOG?	Yes, All	State	
D. Controls on Institutional Student-Aid Operations			
1. Independent Program Audits?	Yes, All	State	Note 2
2. Aid Officer Bonding?			
3. Aid Officer Certification?			
4. Double Signatures on All Fund Transfers?			
E. Controls on Central Administrative Staff Operations			
1. Independent Program Audits?	Yes, All	State	
2. Bonding of Staff Members?			
3. Double Signatures on All Fund Transactions?			

1 Renewal denied if no satisfactory progress.

2 State agency reports audit findings to educational institution.

**PROGRAM INFORMATION DISSEMINATION PROCEDURES
USED FOR STATE NEED BASED PROGRAMS**

OREGON C1

TYPE OF INFORMATION PROVIDED

<u>INFORMATION PROVIDED THROUGH</u>	<u>APPLICATION FORMS</u>	<u>ELIGIBILITY CONDITIONS</u>	<u>FILING/CLOSING DATES FOR STATE PROGRAMS</u>	<u>INFORMATION ON THE COST OF ATTENDANCE AT VARIOUS TYPES OF INSTITUTIONS</u>	<u>INFORMATION ABOUT APPLYING FOR AID FROM OTHER SOURCES</u>	<u>INFORMATION ON PENALTIES FOR PROVIDING FRAUDULENT DATA</u>
1. High School Counselors	X	X		X	X	X
2. College Financial-Aid Officers	X	X	X	X	X	X
3. Direct Mailings to Graduating High School Students or Parents	X	X	X	X	X	X
4. High School Meetings or Workshops	X	X	X	X	X	X
5. College Admissions Office	X	X	X		X	
6. Newspaper Ads						
7. Radio, Television Ads						
8. Social Service Agencies	X	X	X	X	X	
9. Other (Please Specify)						

DESCRIPTIONS OF STATE-SPONSORED STUDENT ASSISTANCE PROGRAMS

OREGON D1

Need Grant Program - A need-based grant program to provide aid to needy students at public and private university and four-year schools, community and junior colleges, and hospital schools of nursing. It is intended to help equalize educational opportunity to all income levels.

Cash Grant Program - A need-based grant program to provide aid to students at public and private university and four-year schools, community and junior colleges, and hospital schools of nursing on the basis of their academic aptitude, achievement and need.

Foreign Student Fee Remission Program - A need-based tuition-remission program to enrich the cultural mix at public four-year schools by providing financial assistance to needy students from foreign countries.

State 2½ Fee Remission Program at Eastern Oregon College - A need-based tuition-remission program to encourage and facilitate the enrollment of undergraduates at Eastern Oregon State College. Prior to 1973, such a program was available at all public, four-year schools.

Oregon Guaranteed Student Loan Program - A loan program to insure access for all Oregon students with financial need to loan resources.

Private Awards - The Oregon State Scholarship Commission assists organizations and private donors in the administration of privately funded aid programs.

WICHE Student Exchange Program - A tuition-remission program which aids students in participating western states to obtain access to fields of professional education that are not available in their home states. Funds appropriated by a sponsoring state reimburse the receiving school through payment of an institutional support fee for the educational service offered. The student does not receive a cash stipend.

State Veteran's Educational Benefits - A non need-based grant program to provide assistance to students (veterans) who are no longer eligible for federal educational benefits. In addition to public and private university and four-year schools, community and junior colleges, proprietary and vocational-education institutions, this program is intended for home study, apprenticeships, on-the-job training and flight schools.

BASIC STATE PROGRAM INFORMATION

OREGON D2

<u>Programs</u>	<u>Year</u>	<u>Number of Awards</u>	<u>Average Full-Time Award Size</u>	<u>Total Dollars - Awarded</u>	<u>Eligible Population</u>
<u>Need-Based</u>					
<u>Grants</u>					
Need Grant Program	1971-72	1,291	\$ 419	\$ 541,263	Not Applicable
	1975-76	5,418	\$ 448	\$2,430,414	
Cash Grant Program	1970-71	Unavailable		\$ 160,875	Not Applicable
	1975-76	829	\$ 449	\$ 372,902	
<u>Loans</u>					
Oregon Guaranteed Student Loan Program	1970-71	11,757	\$ 769	\$9,036,230	Not Applicable
	1975-76	7,531	\$1,089	\$8,204,088	
<u>Tuition-Remission</u>					
Foreign Student Fee Remission Program	1970-71	785	Not Given	\$ 570,450	Residents of Foreign Countries
	1975-76	850		\$ 793,750	
State 2½% Fee Remission Program at Eastern Oregon College	1970-71	2,715	\$ 303	\$ 821,666	Not Applicable
	1975-76	50	\$ 477	\$ 23,828	
<u>Non Need-Based</u>					
WICHE Student Exchange Program	1970-71	56	\$1,710	\$ 95,767	Not Applicable
	1975-76	139	\$2,958	\$ 411,202	
State Veterans' Educational Benefits	1970-71	292	\$ 132	\$ 38,593	Veterans
	1975-76	291	\$ 201	\$ 58,365	

STUDENT ELIGIBILITY CRITERIA FOR STATE PROGRAMS

OREGON E1

<u>Programs</u>	<u>Acceptable Residency Status</u>	<u>Acceptable Attend. Status</u>	<u>Acceptable Student Levels</u>	<u>Special Priority to Cont'g. Awards</u>	<u>Income Limits</u>	<u>Need Limits</u>
<u>Need-Based</u>						
<u>Grants</u>						
Need Grant Program	Residents attending In-State	Full-Time	All Under-graduates	Yes	Not Applicable	\$200
Cash Grant Program	Residents attending In-State	Full-Time	All Under-graduates	Yes	Not Applicable	\$200
<u>Loans</u>						
Oregon Guaranteed Student Loan Program	Residents attending In/Out of State	At least Half-Time	All	Yes	Not Applicable	Not Applicable
<u>Tuition-Remission</u>						
Foreign Student Fee Remission Program	Non-Residents	Full-Time	All	Yes	Not Applicable	Not Applicable
State 2 1/2% Fee Remission Program at Eastern Oregon College	Residents attending In-State	Full-Time	All Under-graduates	Yes	Not Applicable	Tuition
<u>Non Need-Based</u>						
WICHE Student Exchange Program	Residents attending In/Out of State	Full-Time	Graduates	Yes	Not Applicable	Not Applicable
State Veteran's Educational Benefits	Residents attending In/Out of State	Part-Time Half-Time Full-Time	All	No	Not Applicable	Not Applicable

Response is considered a "best guess."

INSTITUTIONAL ELIGIBILITY CRITERIA FOR STATE STUDENT-ASSISTANCE PROGRAMS

OREGON E2

	<u>University and 4-Year Colleges</u>	<u>Community/ Junior Colleges</u>	<u>Voc./Tech. Schools</u>	<u>Proprietary</u>	<u>Special Types of Institutions</u>
<u>Need-Based</u>					
<u>Grants</u>					
Need Grant Program	Public Private	Public	No	No	Hospital Schools of Nursing
Cash Grant Program	Public Private	Public	No	No	Hospital Schools of Nursing
<u>Loan</u>					
Oregon Guaranteed Student Loan Program	Public Private	Public	Yes	Yes	Correspondence Schools
<u>Tuition-Remission</u>					
Foreign Student Fee Remission Program	Public	No	No	No	No
State 2 1/2 Fee Remission Program at Eastern Oregon College	Public	No	No	No	Eastern Oregon State College Only
<u>Non Need-Based</u>					
WICHE Student Exchange Program	Public Private	No	No	No	No
State Veteran's Educational Benefits	Public Private	Public	Yes	Yes	Home-Study, Apprenticeships, On-the-Job Training, Flight Schools

NEED DETERMINATION CRITERIA FOR STATE PROGRAMS

OREGON E3

<u>Programs</u>	<u>Program Definition of Need</u>	<u>OREG Application Required?</u>	<u>Expected Family Contribution (EPC) Method</u>	<u>Student Budget Includes What Items?</u>
<u>Need-Based</u>				
<u>Grants</u>				
Need Grant Program	Need = Budget - FC ¹	Yes	Consensus	Tuition/Fees Room/Board Books Transportation General Student Costs
Cash Grant Program	Need = Budget - FC	Yes	Consensus	Tuition/Fees Room/Board Books Transportation General Student Costs
<u>Loan</u>				
Oregon Guaranteed Student Loan Program	Cost of Education minus Other Financial Aid Awarded	No	None	Tuition/Fees Room/Board Books Transportation General Student Costs Debt Service
<u>Tuition-Remission</u>				
Foreign Student Fee Remission Program	Institutional Budget less student resources which may include parent's contribution	No	Consensus	Tuition
State 2 1/2% Fee Remission Program at Eastern Oregon College	Educational Costs - Family Contribution = Need	No	Consensus	Tuition/Fees

¹ Awards given on basis of Family Contribution (FC). FC level set each year according to availability of funds--1976-77 FC cut-off \$1,100.

AWARD SIZE DETERMINATION CRITERIA FOR STATE PROGRAMS

OREGON E4

<u>Programs</u>	<u>Maximum Award Size?</u>	<u>What Award Size Determination Method Is Used?</u>	<u>How Is Award Priority Determined?</u>	<u>Who Ultimately Determines Award Amount?</u>
Need-Based				
Grants				
Need Grant Program	\$1,000 or half need	Eligibility determined on basis of Family Contribution with institutional award related to educational cost, but not exceed one-half need.	Renewals given first priority-- initial awards to students beginning with those from lowest family contribution.	State
Cash Grant Program	\$500 or half need	Students are ranked in order of predicted GPA, a factor of high school GPA and SAT or ACT scores. Awards are made beginning with highest PGPA.	Renewals receive first priority followed by those initials with highest predicted college GPA. Awards equal to \$500 or one-half need with minimum award of \$100.	State
Loan				
Oregon Gauranteed Student Loan Program	Information not given-----			
Tuition-Remission				
Foreign Student Fee Remission Program	\$2,130	Award determined by difference between educational costs and student resources.	Priority is given to students whose country or geographical area is under-represented at the institution.	Institution
State 2-1/2 Fee Remission Program at Eastern Oregon College	\$ 483	Award amount equals tuition charges or lesser amount, but never in excess of financial need.	Returning students given priority according to college GPA, initials given to students with highest predicted college GPA, a factor of high school GPA and SAT.	Institution
Non Need-Based				
WICHE Student Exchange Program	Varies by Program and School	Up to amount of non-residents.	State Residency	WICHE Compact
State Veteran's Educational Benefits	\$50/Month Undergraduate; \$35/Month Graduate	Maximum eligibility for full-time and prorated for less than full-time.	Not Applicable	State

whichever is less.

265

266

NUMBER OF NEED-BASED GRANT PROGRAM APPLICANTS

OREGON F1

DATA NOT AVAILABLE

INDEPENDENTS	\$0- 5,999	\$6,000- 8,999	\$9,000- 11,999	\$12,000- 14,999	\$15,000- 19,999	\$20,000- & Over
	DEPENDENTS					

Income Level

DATA NOT AVAILABLE

WHITE	BLACK	HISPANIC	AMERICAN INDIAN	ASIAN	OTHER
<u>Ethnic Status</u>					

DATA
NOT AVAILABLE

MEN	WOMEN
<u>Sex</u>	

NUMBER OF NEED-BASED GRANT PROGRAM RECIPIENTS AND AVERAGE AWARD SIZE

F2
OREGON

NUMBER OF RECIPIENTS

Income Level

Ethnic Status

Sex

DATA NOT AVAILABLE

DATA NOT AVAILABLE

DATA NOT AVAILABLE

INDEPENDENTS	\$0-5,999	\$6,000-8,999	\$9,000-11,999	\$12,000-14,999	\$15,000-19,999	\$20,000 & Over
DEPENDENTS						

WHITE	BLACK	HISPANIC	AMERICAN INDIAN	ASIAN	OTHER

MEN · WOMEN

AVERAGE AWARD SIZE

DATA NOT AVAILABLE

DATA NOT AVAILABLE

DATA NOT AVAILABLE

INDEPENDENTS	\$0-5,999	\$6,000-8,999	\$9,000-11,999	\$12,000-14,999	\$15,000-19,999	\$20,000 & Over
DEPENDENTS						

WHITE	BLACK	HISPANIC	AMERICAN INDIAN	ASIAN	OTHER

MEN · WOMEN

SOURCES AND DISTRIBUTION OF NEED-BASED GRANT PROGRAM FUNDS


THESE FIGURES FOR THE 1975-76 SCHOOL YEAR PERTAIN TO:

- NEED GRANT PROGRAM
- CASH GRANT PROGRAM


STATE APPROPRIATIONS
\$2,521,334 89.9%

PRIVATE GIFTS

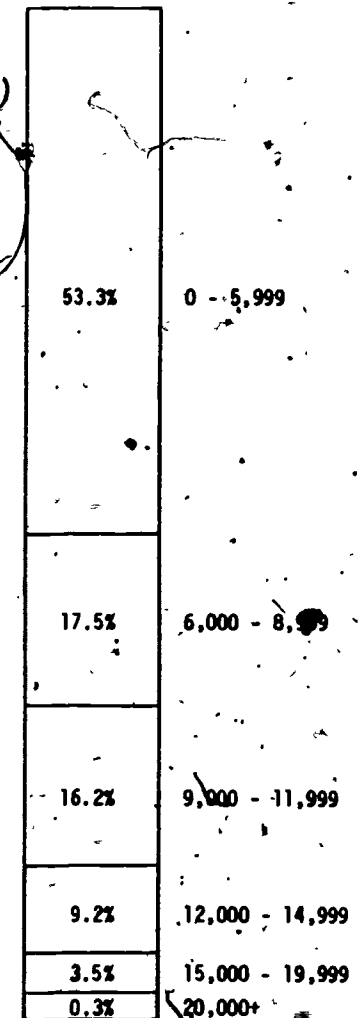
\$281,982 10.1%
FEDERAL SSIG PROGRAM



INSTITUTIONAL SECTORS



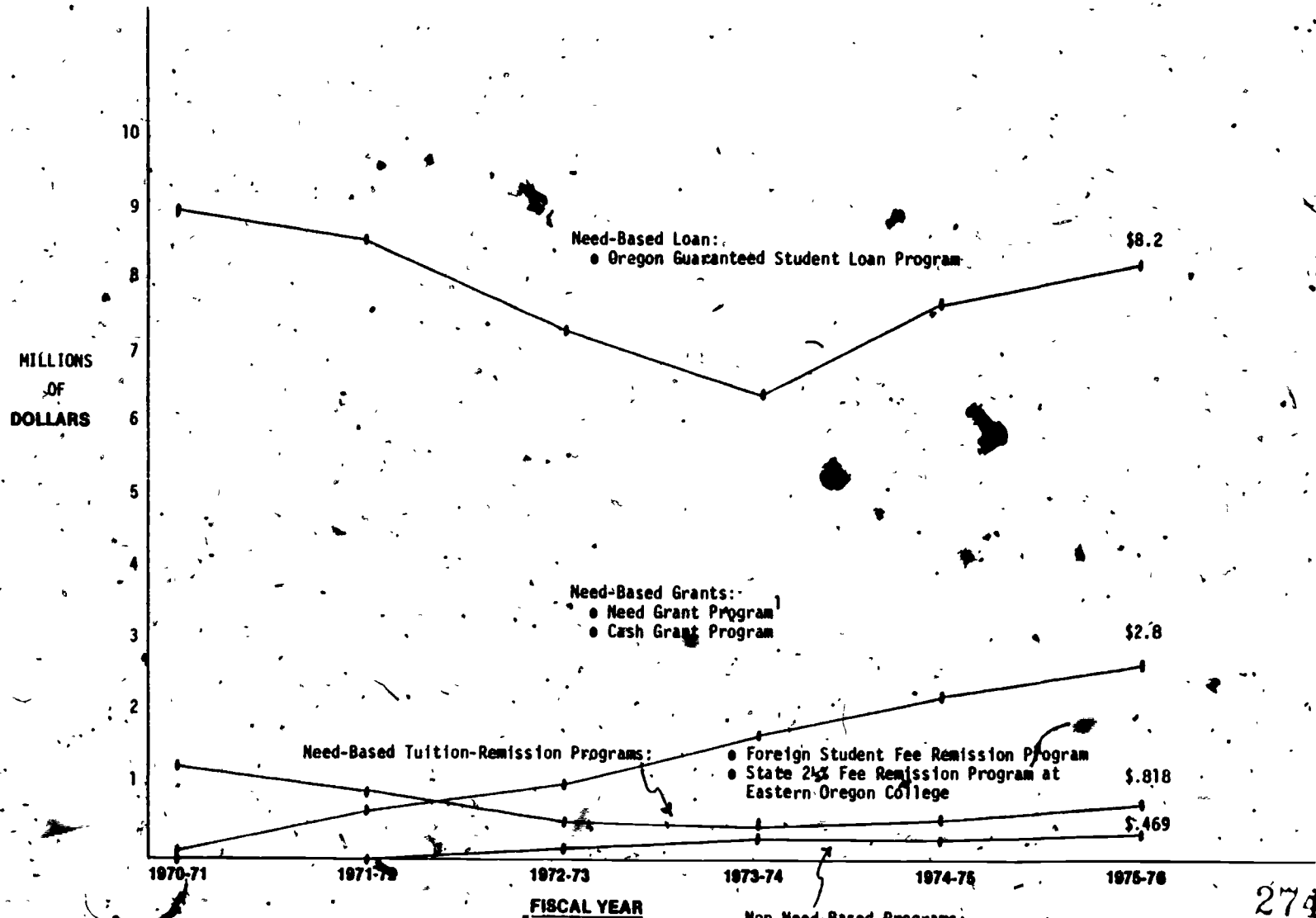
STUDENT INCOME CATEGORIES



The data for the student income categories were taken from the Financial Status and Performance Report for the Reporting Period July 1, 1975, to September 30, 1976, and reflect only the distribution of the federal portion of the total dollars:

HISTORIC STATE EXPENDITURES ON STUDENT-ASSISTANCE PROGRAMS

OREGON G2



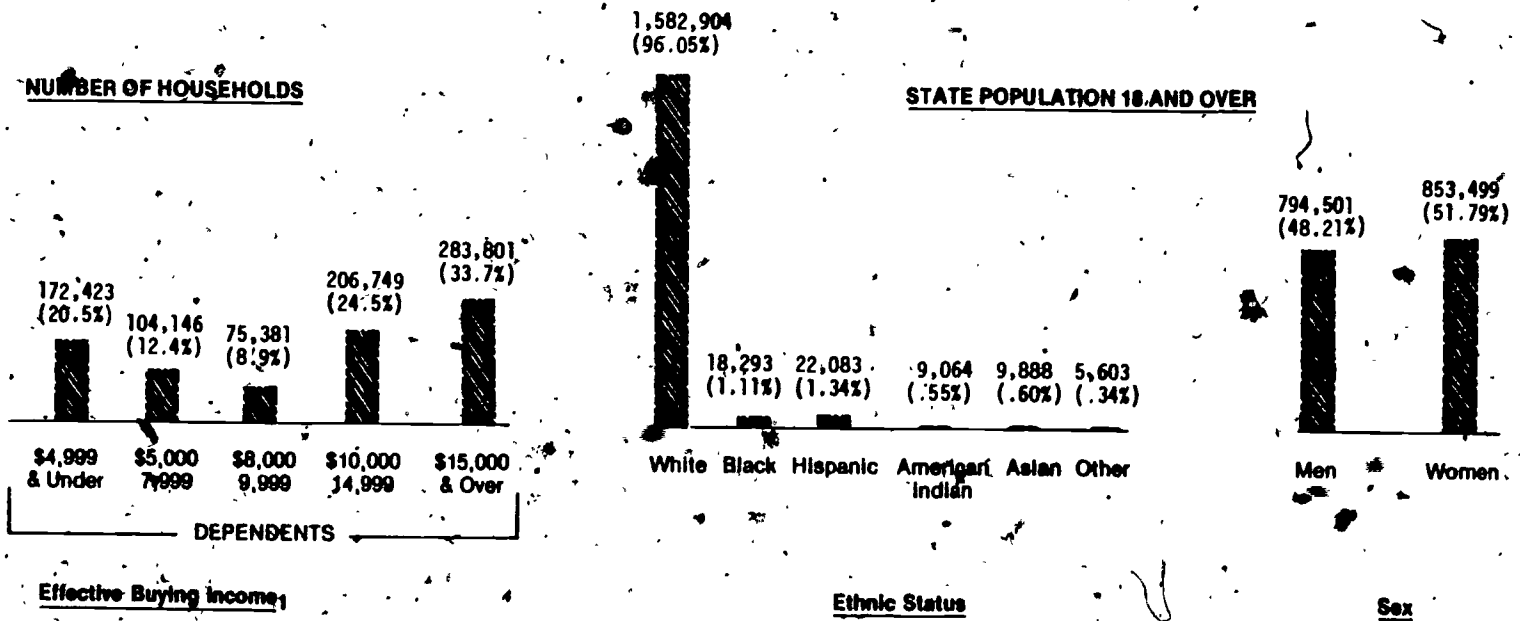
1 1971-72 first year of program.

273

274

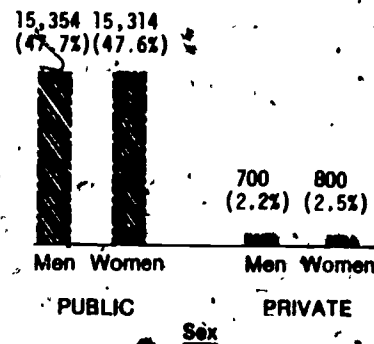
STATE POPULATION PROFILE

OREGON H1



STATE HIGH SCHOOL GRADUATES

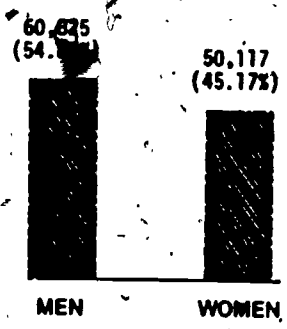
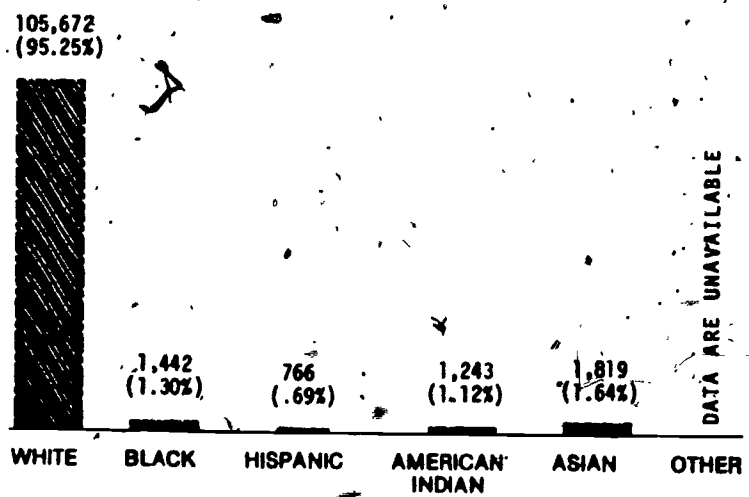
(c) Sales and Marketing Management 1977 Survey of Buying Power Data Service



The high school graduation figures do not include 4,271 persons granted a high school equivalency certificate.

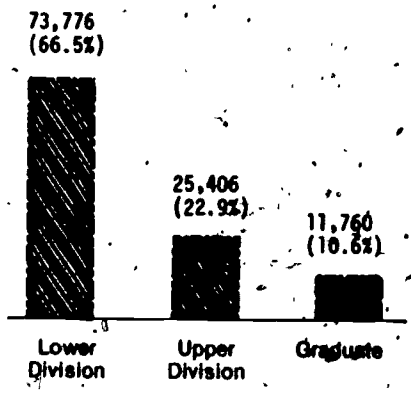
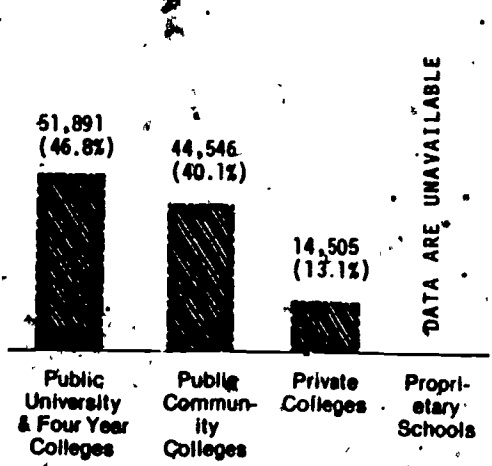
STATE POSTSECONDARY EDUCATION STUDENT ENROLLMENTS

OREGON H2



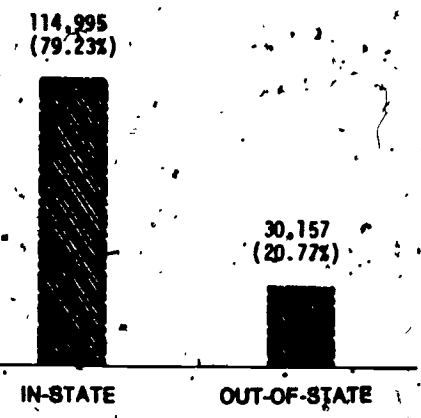
Ethnic Status

Sex



Institutional Sector

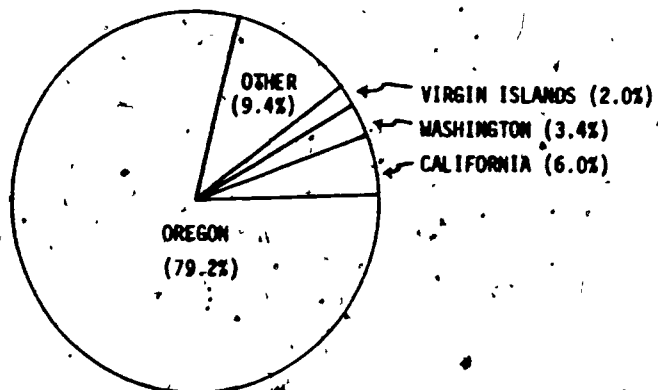
Student Level



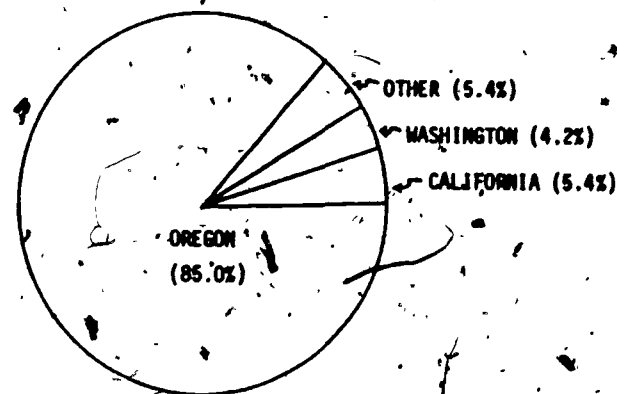
Residency

INTERSTATE MIGRATION OF STUDENTS

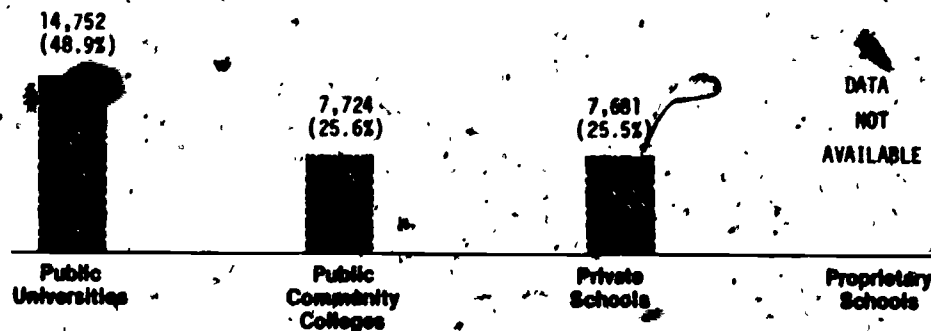
OREGON H3



**RESIDENT AND NON-RESIDENT STUDENTS
ATTENDING IN-STATE INSTITUTIONS**



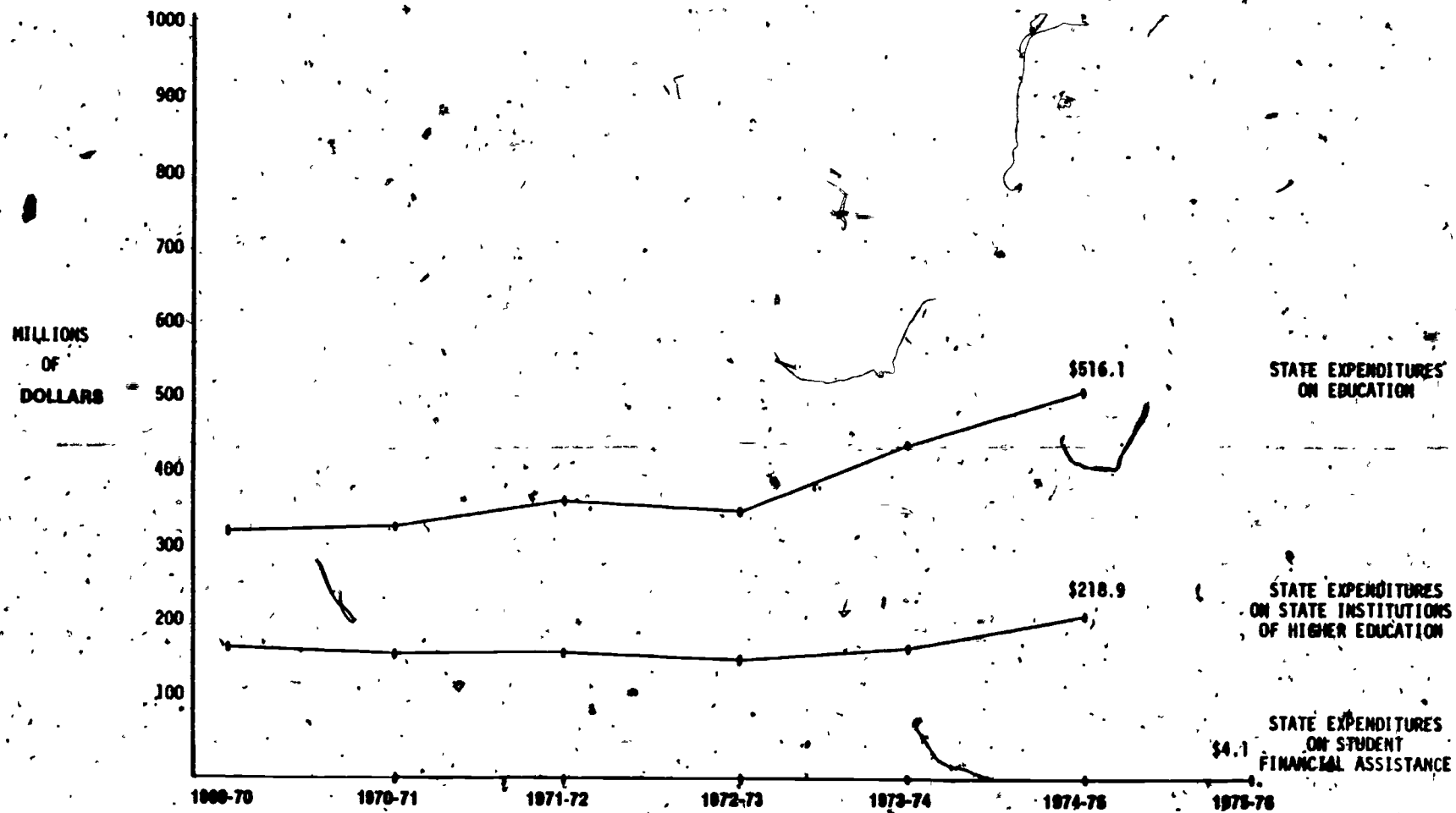
**RESIDENT STUDENTS ATTENDING IN-STATE
AND OUT-OF-STATE INSTITUTIONS**



INSTITUTIONAL SECTOR
(Out-of-State Students in School In-State)

STATE EXPENDITURE ON POSTSECONDARY EDUCATION STUDENT ASSISTANCE

OREGON 11



THESE DATA PERTAIN TO:

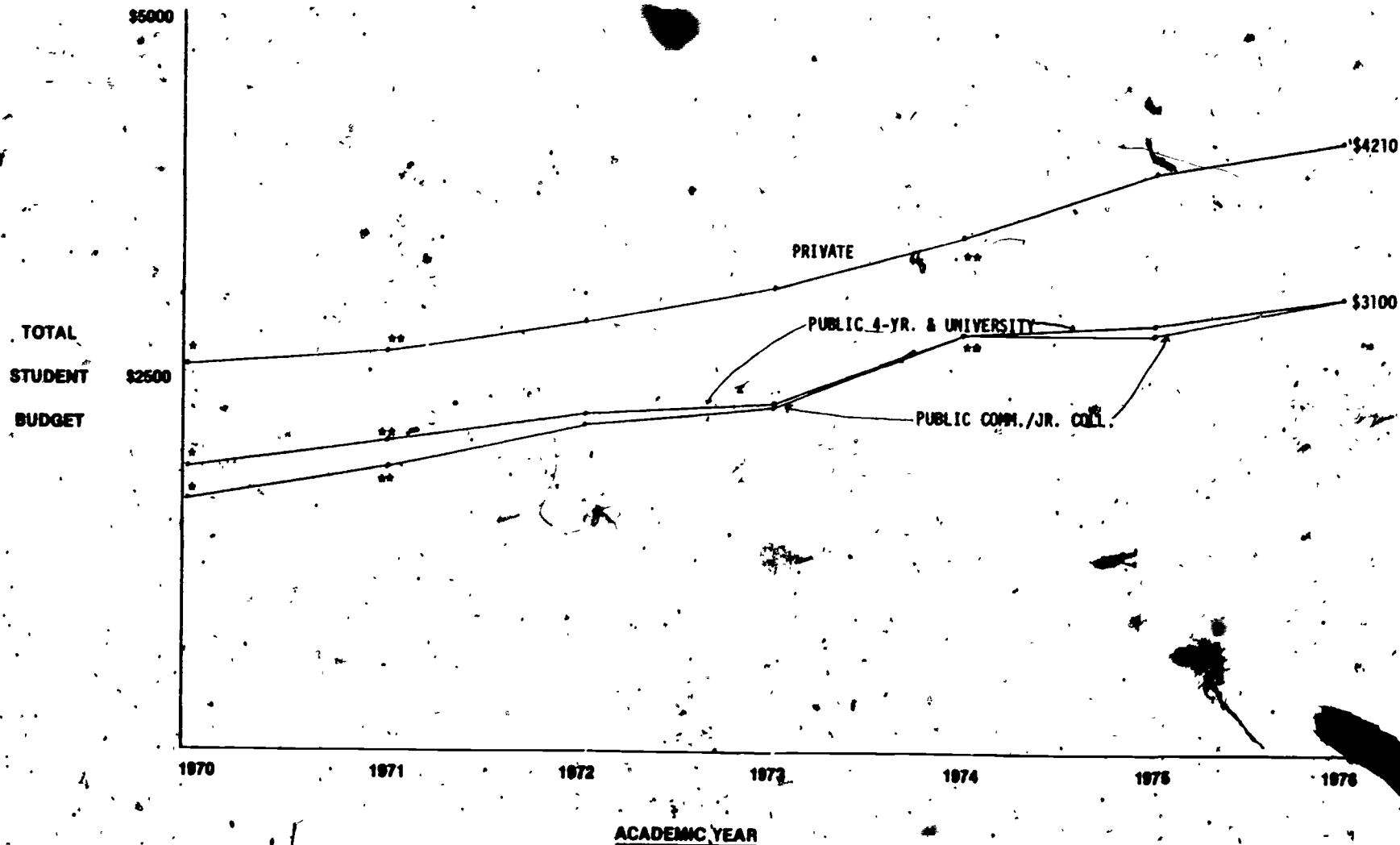
- NEED GRANT PROGRAM
- CASH GRANT PROGRAM
- FOREIGN STUDENT FEE REMISSION PROGRAM

FISCAL YEAR

- STATE 2-3 FEE REMISSION AT EASTERN OREGON COLLEGE
- NICHE STUDENT EXCHANGE PROGRAM
- STATE VETERANS' EDUCATIONAL BENEFITS

GROSS COSTS TO STUDENTS ATTENDING SCHOOL BY POSTSECONDARY EDUCATION SECTORS

OREGON 12



* Response is not based on fact, but is reasonably certain.
 ** Response is based on a reasonable estimation or approximation.

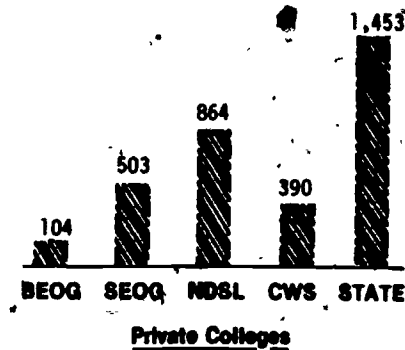
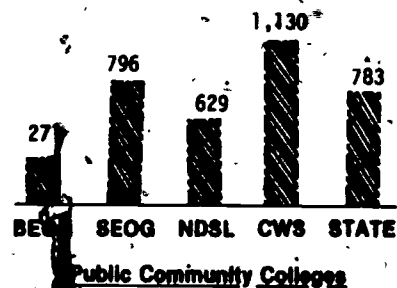
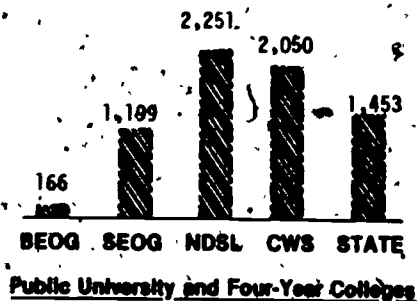
LEVELS OF FEDERAL AND STATE PROGRAM FUNDING BY INSTITUTIONAL SECTOR

OREGON 13

(Figures in thousands)

THE FIGURES SHOWN FOR STATE DOLLARS AWARDED ARE FOR THE 1975-76 SCHOOL YEAR AND PERTAIN TO:

- NEED GRANT PROGRAM
- CASH GRANT PROGRAM

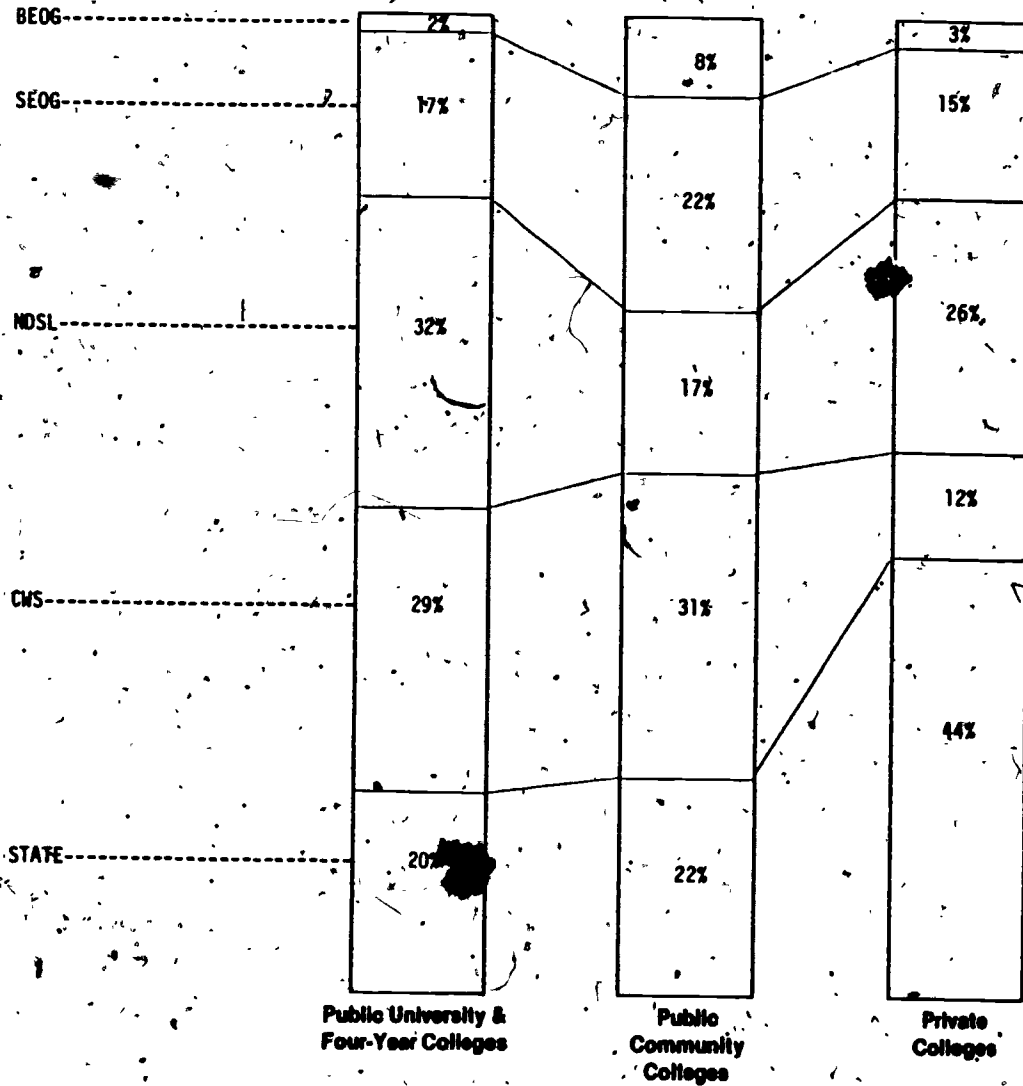


RELATIVE IMPORTANCE OF FEDERAL AND STATE PROGRAM FUNDING BY SECTOR

OREGON 14

THE FIGURES SHOWN FOR STATE DOLLARS AWARDED ARE FOR THE 1975-76 SCHOOL YEAR AND PERTAIN TO:

- NEED GRANT PROGRAM
- CASH GRANT PROGRAM



Percent Distribution of Student Assistance By Program By Sector

**DESCRIPTIONS OF PROGRAM OFFICES AND AGENCIES AND
CORRESPONDING PROGRAM RESPONSIBILITIES**

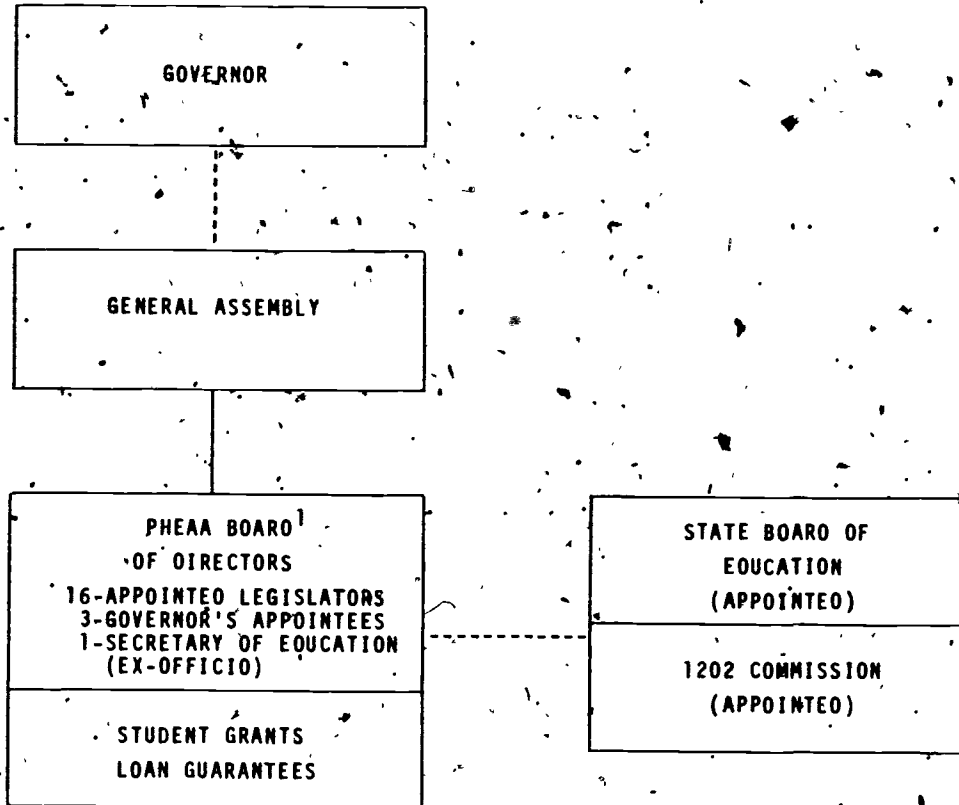
PENNSYLVANIA A1

The Pennsylvania Higher Education Assistance Agency consists of a Board of Directors made up of 16 appointed legislators, three governor's appointees, and one ex-officio secretary of education. The Agency is responsible for student grants and loan guarantees.

1. State Higher Education Grant Program
2. Student Loan Guaranty Program
3. Institutional Assistance Grants Program
4. Statewide Summer College Work-Study Program

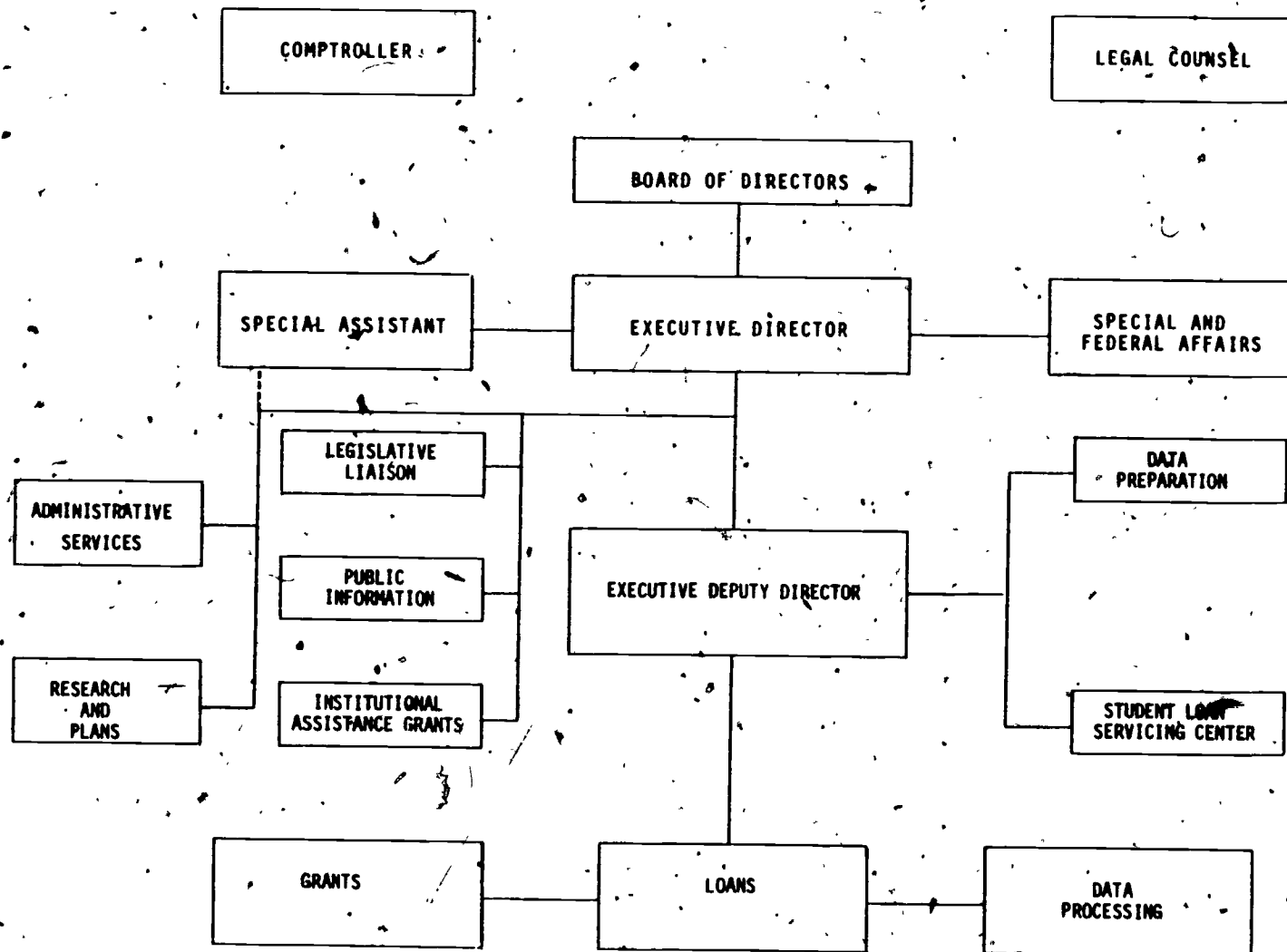
RELATIONSHIPS OF STATE AGENCIES

PENNSYLVANIA A2



STATE AGENCY ORGANIZATION

PENNSYLVANIA B1



**MANAGEMENT RELATIONSHIPS BETWEEN THE STATE AGENCY
AND OTHER STATE AGENCIES/INSTITUTIONS**

PENNSYLVANIA B2

<u>WHO ACCOMPLISHES THE FOLLOWING?</u>	<u>STATE PROGRAM OFFICE</u>	<u>INSTITUTIONAL FINANCIAL AID OFFICER</u>	<u>OTHER OFFICES OR AGENCIES</u>
Processing of Applications			
• Verification of Student Application Information	X		
• Identification of Eligible Recipients	X		
• Determination of Award Size	X		
• Assignment of Priority to Awards	X		
• Formally Approves Award	X		
Makes Payment to Student (or Credits Student Account)		X	
Makes Post-Award Adjustments		X	
Initiates the Prosecution of Possible Fraudulent Student applications	X		
Publicizes Award Availability	X		

STATE PROGRAM OFFICE DEFINITIONS FOR SELECTED TERMS

PENNSYLVANIA B3

**DEFINITIONS USED BY
STATE PROGRAM OFFICES**

**STATE DEFINITION
SPECIFIED BY**

**STATE DEFINITION COMMONLY
USED BY ALL INSTITUTIONS**

**STATE DEFINITION CONSISTENT
ACROSS ALL STATE PROGRAMS**

PUBLIC

PRIVATE

Half-Time Student - Enrolled for the equivalent of at least six semester credits or 225 clock hours of instruction per academic term.

Interpretation

Yes

Yes

Yes

State Resident - Applicant (if 18 or older) or applicant's parents (if applicant is under 18) must be a bonafide domiciliary of the state for at least 12 months immediately preceding the date of receipt of the application by the agency, exclusive of any period of time during which the applicant is enrolled as a student in a Pennsylvania educational institution.

Law

Yes

Independent Student - (A) Veteran of the U.S. Armed Services. (B) Whereabouts of parents are unknown. (C) Orphan. (D) Ward of the court. (E) Graduated from high school at least six years or applicant was not claimed as an exemption on parents' federal tax form for preceding and current tax years, applicant received less than \$200 from parents, and did not live with parents (except for holiday periods) for each of the same two years unless at least \$100 room and board per month was paid.

Interpretation

Yes

Non-Profit Institution - Not applicable.

Satisfactory Academic Progress - Normal academic progress from year to year to meet educational objective (degree, certificate or diploma).

United States Citizenship - Not applicable, by ruling of State Attorney General.

INFORMATION FLOW BETWEEN THE STATE PROGRAM OFFICE AND VARIOUS FEDERAL OFFICES

PENNSYLVANIA B4

TYPE OF INFORMATION PROVIDED
BY STATE STUDENT-AID AGENCY

TYPE OF INFORMATION RECEIVED
BY STATE STUDENT-AID AGENCY

PERCEPTION OF ADEQUACY
OF INFORMATION FLOW

FEDERAL OFFICES

SSIG Office	Summaries Regulations	Summaries Regulations	Adequate
BEOG Office	Summaries	Summaries Regulations	Marginal
Regional OE Student-Assistance Office (Campus-Based Programs)	Summaries	No Contact	Adequate
Washington OE Office (Campus-Based Programs)	No Contact	Summaries	Marginal
FISL/GSL Office	Summaries Regulations	Summaries Regulations	Adequate

STATE/INSTITUTIONAL OFFICES

Public Institutions	Summaries Regulations	Applications Recipients	Recipients Terminations	Adequate
Private Institutions	Summaries Regulations	Applications Recipients	Recipients Terminations	Adequate
Governor/Budget Office	Summaries Recipients		No Contact	Adequate
State Legislature (Including Committee Staffs)				

300

MANAGEMENT STAFFING OF STATE PROGRAM OFFICES

PENNSYLVANIA B5

<u>MANAGEMENT FUNCTION</u>	<u>PERCENTAGE OF STAFF EFFORT</u>	<u>STAFF ASSISTANCE FROM OTHER AGENCIES</u> <u>COMMENTS</u>
APPLICATIONS PROCESSING (Includes verification of student information, need analysis, award determination, etc.)	10	Not Applicable
RESPONDING TO REQUESTS FOR INFORMATION (Includes federal requests for information, parent/student inquiries, testimony in hearings, etc.)	27	Not Applicable
PROGRAM REVIEW (Includes on-site visits to institutions, formal/informal audits, etc.)	5	Not Applicable - Most program reviews are carried out by regional office directors (8). These same persons also are predominately involved in parent/teacher/student workshops.
PUBLIC RELATIONS AND INFORMATION DISSEMINATION (Includes parent/student workshops, work on promotional literature, etc.)	5	
GENERAL ADMINISTRATION (Includes executive personnel, staff training and development, regulations and guidelines, preparation of summary statistics, etc.)	27	Not Applicable
OTHER MANAGEMENT ACTIVITIES (Includes any special staff activities which do not clearly fall in one of the above categories): Data Processing	26	Not Applicable

STATE AGENCY CALENDAR OF EVENTS FOR NEED-BASED PROGRAMS FOR 1976-77 SCHOOL YEAR

PENNSYLVANIA B8

MONTH/YEAR

EVENTS

OCTOBER 1975 Agency makes student-aid applications available

NOVEMBER 1975 Agency budget presented to governor's office or budget bureau

Regional Office ONGOING Agency completes planning workshops for students or counselors
Directors are invited to most college nights and parent/student financial aid workshops and regional counselor organization meetings held throughout the state.

FEBRUARY 1976 1) Agency budget presented to legislature
2) BEOG applications information received from federal office

1) Forward funding date. Prior year appropriation can only be increased after May 1.
2) Began making announcements about May 15, on an ongoing basis.

MAY 1976 1) Legislature appropriates student assistance
2) Agency announces award winners

May 1 for college-bound, August 1 for non-degree schools.

MAY-AUGUST 1976 Deadline for student-aid applications

Changes and adjustments made on an ongoing basis. Final reconciliation with financial aid officers made in April, May.

APRIL 1977 Last date at which award changes and adjustments are made

**PROGRAM AND FISCAL CONTROLS OF PROGRAMS
OPERATED BY STATE AGENCY**

PENNSYLVANIA b7

<u>PROGRAM CONTROLS</u>	<u>CONTROL USED SAMPLE OR TOTAL POPULATION STUDIED</u>	<u>AGENCY/OFFICE UNDERTAKING CONTROLS</u>	<u>SPECIAL ACTIONS COMMENTS</u>
A. <u>Control on Student Application Data Accuracy</u>			
1. Match Against Tax Forms?	Yes, All	State	Application processing is delayed. State notifies applicant of not being on record. Application processing is delayed pending revised college choice.
2. Match Against BEOG Applications?	Yes, All	Institution	
3. Match Against Institutional Student Records?	Yes, All	State	
4. Warnings of Prosecution?	Yes, All	State	
5. Prosecution?	Yes, All	State	
B. <u>Controls on Attendance and/or Progress</u>			
1. Check on Enrollment/Initial Attendance?	Yes, All	Institution	Award revoked if recipient is found not to meet eligibility criteria:
2. Check on Mid-Term Attendance?	Yes, All	Institution	
3. Check on Course Completion?	Yes, All	Institution	
4. Check on Academic Progress Before Award?	Yes, All	Institution	
5. Partial Awards?	Yes, All	Institution	
C. <u>Controls on Award Size</u>			
1. Check to Make Sure Other Awards Actually Made?	Yes, All	Institution	State award adjusted to financial need.
2. Match Against BEOG, Campus-Based Award Files?	Yes, All	Institution	
3. Re-Check to Ensure Award Adjustments Actually Made?	Yes, All	Institution	
4. Second Review of Aid Packages?	Yes, All	Institution	
D. <u>Controls on Institutional Student-Aid Operations</u>			
1. Independent Program Audits?			
2. Aid Officer Bonding?			
3. Aid Officer Certification?			
4. Double Signatures on All Fund Transfers?			
E. <u>Controls on Central Administrative Staff Operations</u>			
1. Independent Program Audits?	Yes, Sample	State	
2. Bonding of Staff Members?	Yes, All	State	
3. Double Signatures on All Fund Transactions?	Yes, All	State	

**PROGRAM INFORMATION DISSEMINATION PROCEDURES
USED FOR STATE-NEED BASED PROGRAMS**

PENNSYLVANIA C1

TYPE OF INFORMATION PROVIDED

<u>INFORMATION PROVIDED THROUGH</u>	<u>APPLICATION FORMS</u>	<u>ELIGIBILITY CONDITIONS</u>	<u>FILING/CLOSING DATES FOR STATE PROGRAMS</u>	<u>INFORMATION ON THE COST OF ATTENDANCE AT VARIOUS TYPES OF INSTITUTIONS</u>	<u>INFORMATION ABOUT APPLYING FOR AID FROM OTHER SOURCES</u>	<u>INFORMATION ON PENALTIES FOR PROVIDING FRAUDULENT DATA</u>
1. High School Counselors	X	X	X		X	X
2. College Financial-Aid Officers	X	X	X		X	X
3. Direct Mailings to Graduating High School Students or Parents	X	X	X		X	X
4. High School Meetings or Workshops		X	X	X	X	X
5. College Admissions Office	X	X	X		X	X
6. Newspaper Ads		X	X			
7. Radio, Television Ads		X	X			
8. Social Service Agencies	X	X	X		X	X
9. Other (Please Specify)						

DESCRIPTIONS OF STATE-SPONSORED STUDENT ASSISTANCE PROGRAMS

PENNSYLVANIA D1

State Higher Education Grant Program - A grant program to assist full-time undergraduate resident students who have demonstrated financial need to attend the approved postsecondary school or college of their choice, including hospital schools of nursing.

Student Loan Guaranty Program - A loan program to provide financial assistance to permit resident students to attend the approved postsecondary school or college of their choice, including hospital schools of nursing.

Institutional Assistance Grants Program - Formula grants to eligible independent, non-profit institutions per State grant recipient enrolled to help preserve a comprehensive system of higher education in the state.

Statewide Summer College Work-Study Program - A work-study program for resident students demonstrating a financial need in attending in-state and out-of-state postsecondary schools of education, including hospital schools of nursing.

Appropriation to Colleges - No accountability of these funds is made by the colleges. Colleges have discretionary powers to use or not to use these funds for scholarships within their total appropriation.

Pennsylvania Scholarships for Veterans Children - A grant program which provides \$400 per academic year to resident children of deceased or disabled veterans to attend institutions of higher learning within the commonwealth which are approved by the State Veterans Commission.

Senatorial Awards Program - Line item appropriation funds are not used to support this program. The agreement with the colleges more accurately is one of remission of tuition for "X" number of recipients per senator.

Veterans Scholarship Programs - Program data is provided in State Higher Education Grant Program responses. Funding of veterans' scholarships is within \$68.4M appropriation. Governing legislation prohibits consideration of parental financial data.

Program for the Dependents of POW/MIA - Program data is provided in State Higher Education Grant Program responses. Funding of awards to dependent children of POW/MIA is within \$68.4M appropriation. Governing legislation prohibits consideration of parental financial data.

Special Programs to Permit Study at Out-of-State Colleges - Awards to these students are accounted for in the State Higher Education Grant Program responses.

Special Programs to Permit Out-of-State Study for Technical/Nursing Studies - Awards to these students are accounted for in the State Higher Education Grant Program responses.

BASIC STATE PROGRAM INFORMATION

PENNSYLVANIA D2

<u>Programs</u>	<u>Year</u>	<u>Number of Awards</u>	<u>Average Full-Time Award Size</u>	<u>Total Dollars Awarded</u>	<u>Eligible Population</u>
<u>Need-Based</u>					
<u>Grants</u>					
State Higher Education Grant Program ¹	1970-71	86,772	\$ 615	\$ 50,746,728	Resident Undergraduates
	1975-76	118,070	\$ 640 ²	\$ 67,941,676	
<u>Loans</u>					
Student Loan Guaranty Program	1970-71	82,475 ²	\$1,078	\$ 88,932,503	Resident Students
	1975-76	75,798	\$1,468	\$11,247,023	
<u>Work-Study</u>					
Statewide Summer College Work-Study Program	1970-71	494	\$ 960	\$ 474,240	Resident Undergraduates
	1975-76	1,484	\$1,231	\$ 1,827,010	
<u>Non Need-Based</u>					
Institutional Assistance Grants Program	1974-75	30,677	\$ 355 ²	\$ 10,890,690 ²	Residents attending eligible institutions
	1975-76	33,640	\$ 325 ²	\$ 10,933,000 ²	
Pennsylvania Scholarships for Veterans' Children	1970-71	225 ³	\$ 400	\$ 90,000	Dependent children of deceased and totally disabled veterans
	1975-76	149	\$ 400	\$ 59,600	

¹ Program data for the following award programs are included in the State Higher Education Grant Program responses--Veterans Scholarship Programs; Program for the Dependents of POW/MIA; Special Programs to Permit Study at Out-of-State Colleges; Special Programs to Permit Out-of-State Study for Technical/Nursing Studies.

² Balance of appropriation held in escrow pending appeal for eligibility by hospital schools of nursing. Case now before the State Supreme Court.

³ Response based on a reasonable estimation or approximation.

STUDENT ELIGIBILITY CRITERIA FOR STATE PROGRAMS

PENNSYLVANIA E1

<u>Programs</u>	<u>Acceptable Residency Status</u>	<u>Accept- able Attend. Status</u>	<u>Acceptable Student Levels</u>	<u>Special Priority to Conf'g. Awards</u>	<u>Income Limits</u>	<u>MINIMUM Need Limits</u>
<u>Need-Based</u>						
<u>Grants</u>						
State Higher Education Grant Program	Residents attending In/Out of State	Full-Time	All Undergrad- uates	No	\$17,999 PHEAA adjusted	\$300
<u>Loans</u>						
Student Loan Guaranty Program	Residents attending In/Out of State	At least Half-Time	All	No		
<u>Work-Study</u>						
Statewide Summer College Work-Study Program	Residents attending In/Out of State	Full-Time	All Undergrad- uates	No	Not Applicable	Not Applicable
<u>Non Need-Based</u>						
Institutional Assistance Grants Program ¹	Residents attending In-State	Not Applicable	Not Applicable	Not Appli- cable		
Pennsylvania Scholarships for Veterans' Children	Residents attending In-State	Full-Time	All undergrad- uates	No		

¹ This is a formula grant to eligible institutions to help preserve a comprehensive system of higher education in the state.

INSTITUTIONAL ELIGIBILITY CRITERIA FOR STATE STUDENT-ASSISTANCE PROGRAMS

PENNSYLVANIA E2

<u>Programs</u>	<u>University and 4-Year Colleges</u>	<u>Community/ Junior Colleges</u>	<u>Voc./Tech. Schools</u>	<u>Proprietary</u>	<u>Special Types of Institutions</u>
Need-Based					
<u>Grants</u>					
State Higher Education Grant Program	Public Private	Public Private	No	Yes	Hospital schools of nursing
<u>Loans</u>					
Student Loan Guaranty Program	Public Private	Public Private	Yes	Yes	Hospital schools of nursing
<u>Work-Study</u>					
Statewide Summer College Work-Study Program	Public Private	Public Private	No	Yes	Hospital schools of nursing
Non Need-Based					
Institutional Assistance Grants Program	Not Applicable----- (See Note 1, Table E1)				
Pennsylvania Scholarships for Veterans' Children	Public Private	Public Private	No	Yes	Hospital schools of nursing

In-state only.

NEED DETERMINATION CRITERIA FOR STATE PROGRAMS

PENNSYLVANIA E3

<u>Programs</u>	<u>Program Definition of Need</u>	<u>Is BEOG Application Required?</u>	<u>Expected Family Contribution (EFC) Method</u>	<u>Student Award Cannot Exceed</u>
<u>Need-Based</u>				
<u>Grants</u>				
State Higher Education Grant Program	Need = Educational Costs - EPC - BEOG Award Value	Yes	PHEAA	80% of Tuition General Student Costs
<u>Loans</u>				
Student Loan Guaranty Program	Need = Educational Costs - Family Support - Financial Aid & Other Resources	No	Income Tax, Consensus, BEOG	General Student Costs
<u>Work-Study</u>				
Statewide Summer College Work-Study Program	Need = Educational Costs - Expected Family Resources - Financial Aid from Other Resources	No	Consensus	General Student Costs

AWARD SIZE DETERMINATION CRITERIA FOR STATE PROGRAMS

PENNSYLVANIA E4

<u>Programs</u>	<u>Maximum Award Size?</u>	<u>What Award Size Determination Method Is Used?</u>	<u>How Is Award Priority Determined?</u>	<u>Who Ultimately Determines Award Amount?</u>
<u>Need-Based</u>				
<u>Grants</u>				
State Higher Education Grant Program	\$1,200 In-State; \$ 600 Out-of-State	One-third of financial need not to exceed \$1,200 (in-state) or \$600 (out-of-state) or 80% of tuition, whichever is less	None used	State
<u>Loans</u>				
Student Loan Guaranty Program	\$2,500 Undergraduate; \$5,000 Graduate	Calculated financial need not to exceed maximum	None used	Lender
<u>Work-Study</u>				
Statewide Summer College Work-Study Program	Not applicable	Number of days worked times hours per day times wages per hour	Not applicable	Student ¹
<u>Non Need-Based</u>				
Institutional Assistance Grants Program	\$ 400	Funds available divided by enrolled state higher education grant recipients at eligible institutions	None used	State
Pennsylvania Scholarships for Veterans' Children	\$ 400	Not applicable	None used	State

¹ By the job selected and the wages job pays.

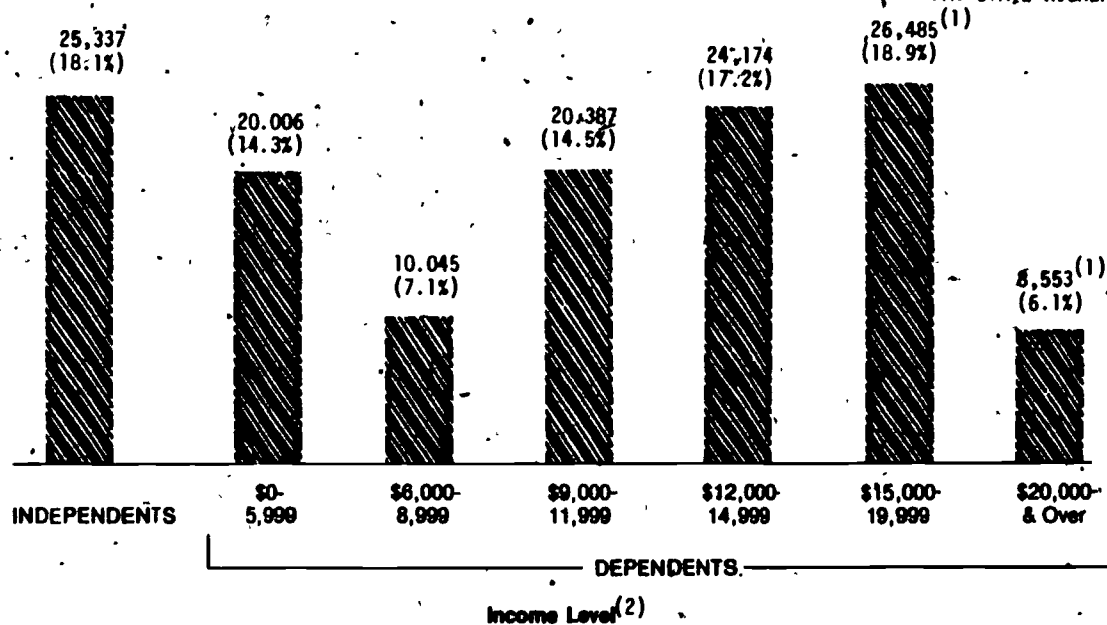
NUMBER OF NEED-BASED GRANT PROGRAM APPLICANTS

PENNSYLVANIA

F1

THESE FIGURES FOR THE 1975-76 SCHOOL YEAR PERTAIN TO:

• PA. STATE HIGHER EDUCATION GRANT PROGRAM




Income Level⁽²⁾

DATA NOT APPLICABLE

WHITE BLACK HISPANIC AMERICAN INDIAN ASIAN OTHER

Ethnic Status



Sex⁽²⁾

(1) Response is based on a reasonable estimation or approximation.

(2) There is a discrepancy in totals by "Income" and "Sex". However, these were the numbers given in the MASSGP Survey.

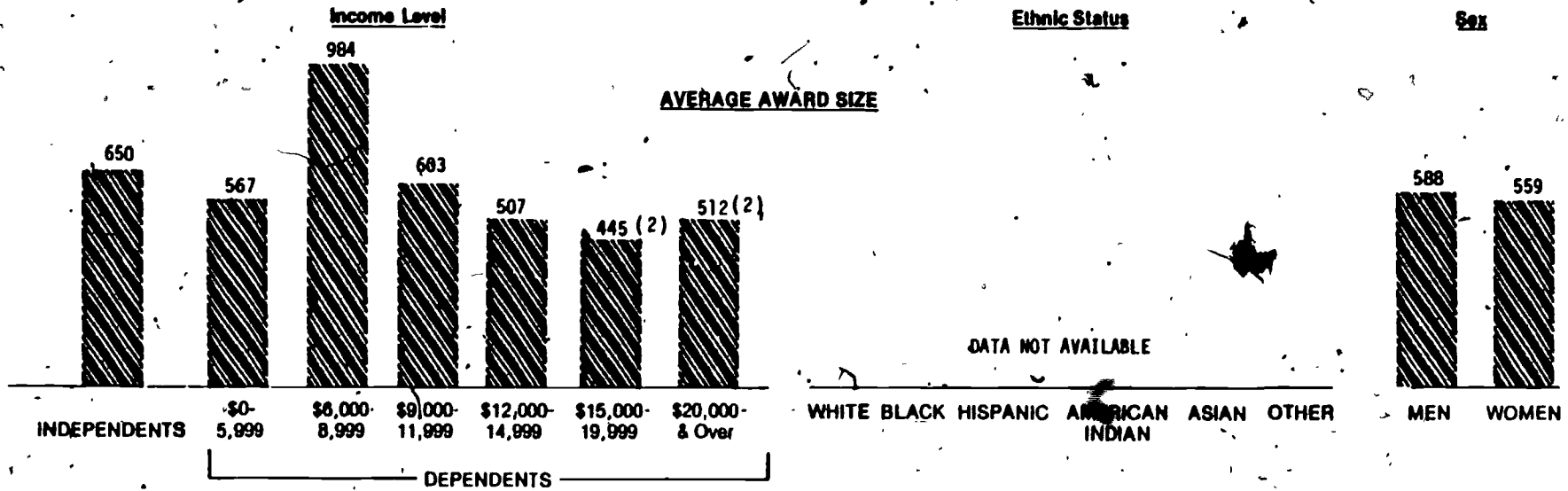
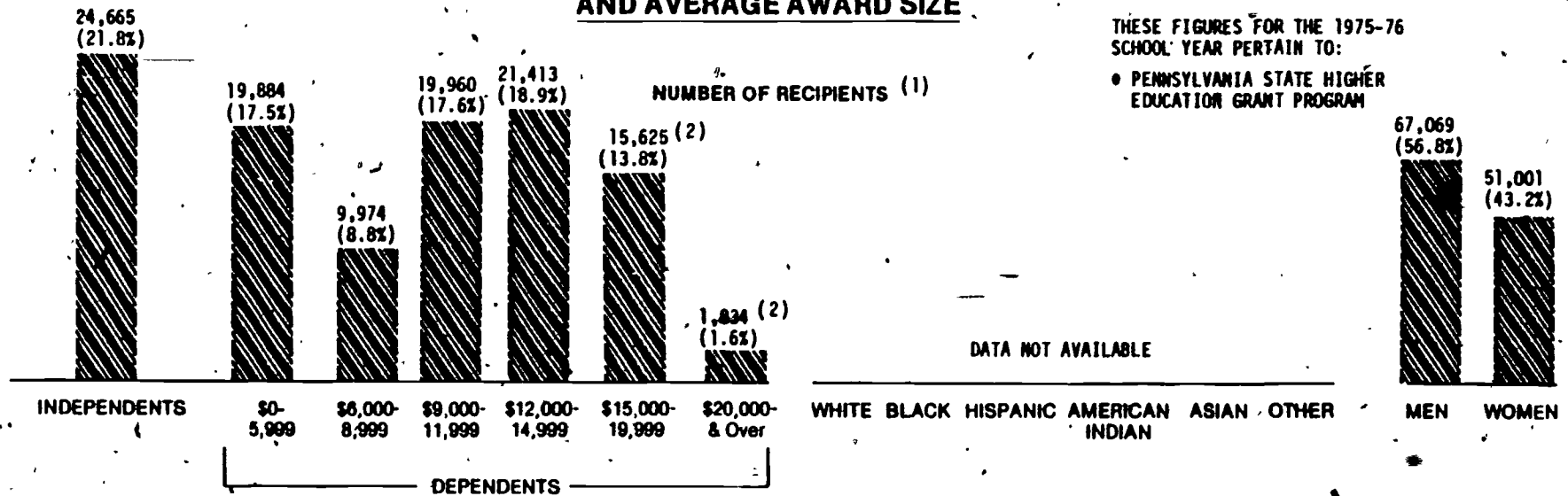
NUMBER OF NEED-BASED GRANT PROGRAM RECIPIENTS AND AVERAGE AWARD SIZE

PENNSYLVANIA

F2

THESE FIGURES FOR THE 1975-76
SCHOOL YEAR PERTAIN TO:

• PENNSYLVANIA STATE HIGHER
EDUCATION GRANT PROGRAM



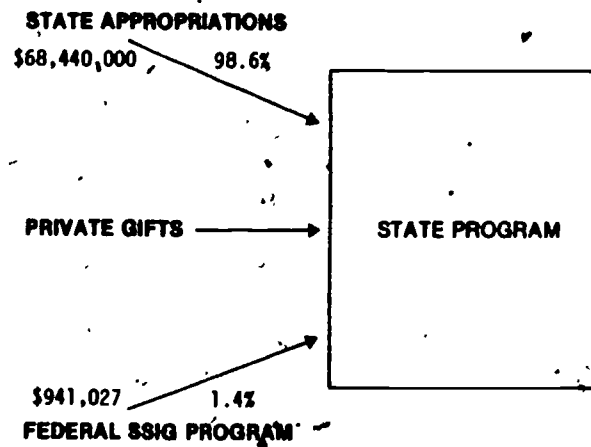
(1) There is a discrepancy in the award totals by "Income" and "Sex". However, these were the numbers given in the MASSGP Survey.
 (2) These figures are based on reasonable estimations or approximations.

SOURCES AND DISTRIBUTION OF NEED-BASED GRANT PROGRAM FUNDS

PENNSYLVANIA G1

THESE FIGURES FOR THE 1975-76 SCHOOL YEAR PERTAIN TO:


- STATE HIGHER EDUCATION GRANT PROGRAM



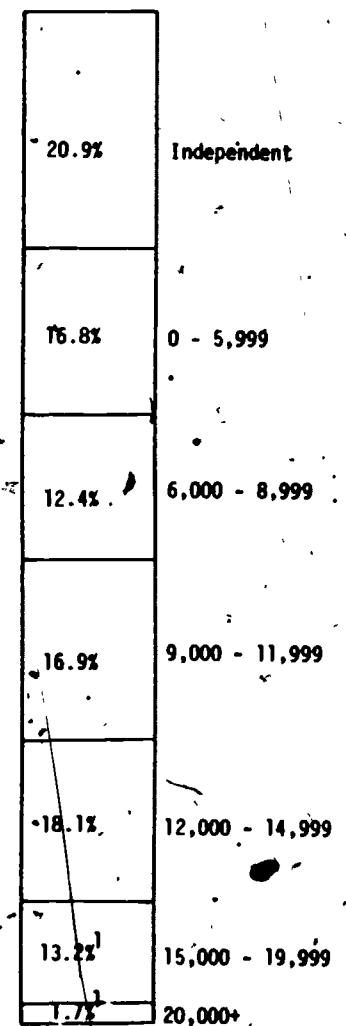
The distribution of dollars by institutional sector includes awards to resident students attending out-of-state institutions.

Based on a reasonable estimation of approximation.

INSTITUTIONAL SECTORS

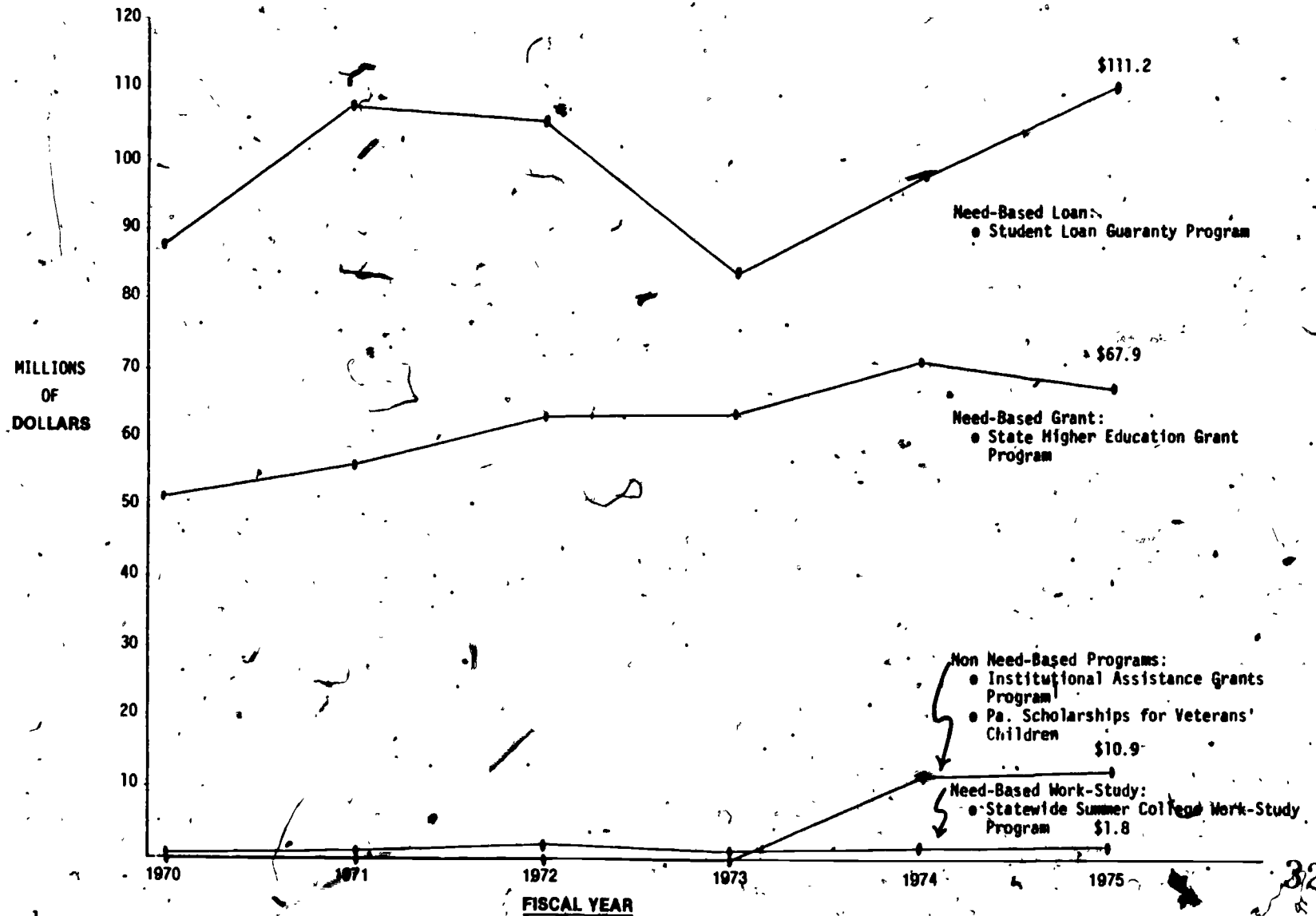


STUDENT INCOME CATEGORIES



HISTORIC STATE EXPENDITURES ON STUDENT-ASSISTANCE PROGRAMS

PENNSYLVANIA G2

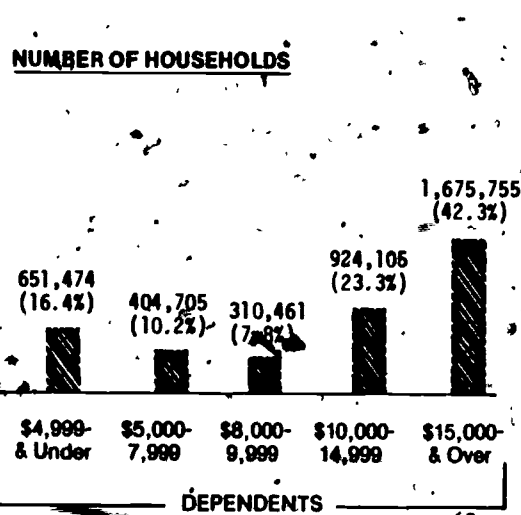


1974-75 first year for program.

STATE POPULATION PROFILE

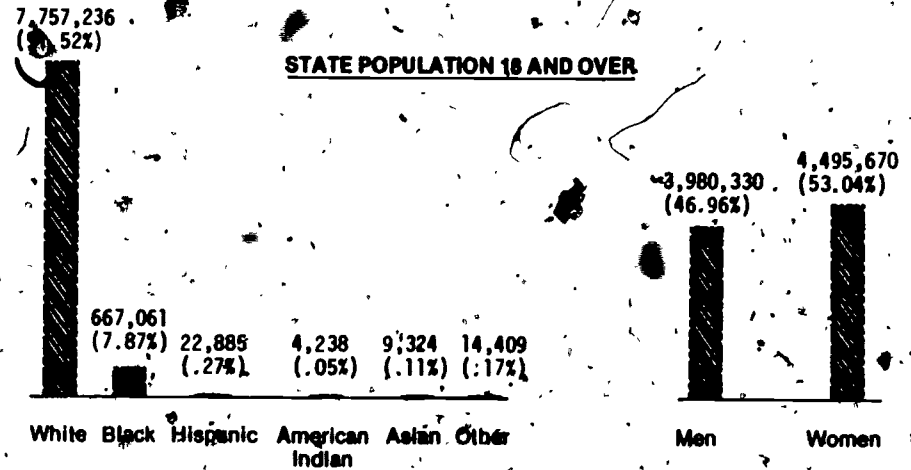
PENNSYLVANIA H1

NUMBER OF HOUSEHOLDS



Effective Buying Income

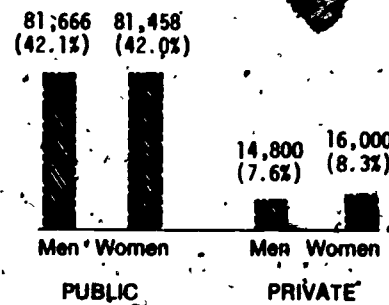
STATE POPULATION 18 AND OVER



Ethnic Status

Sex

STATE HIGH SCHOOL GRADUATES



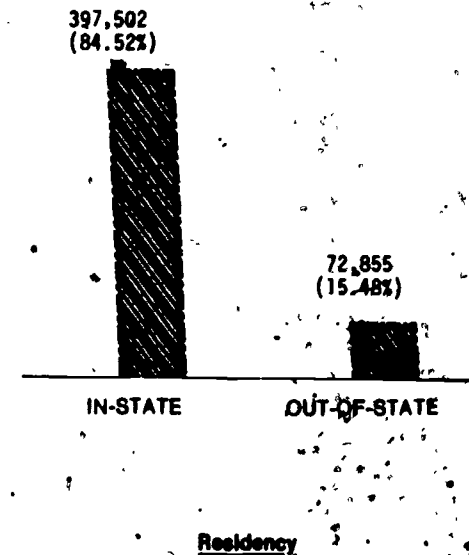
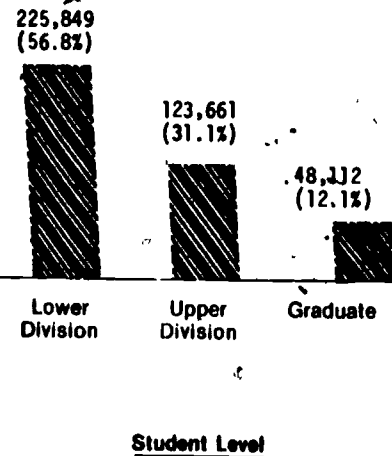
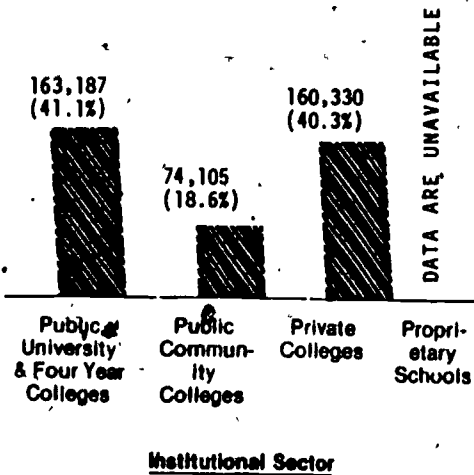
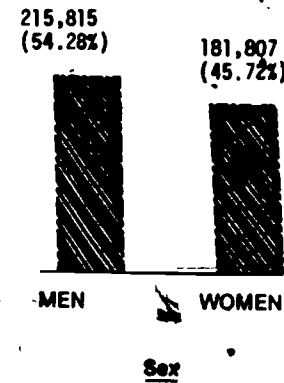
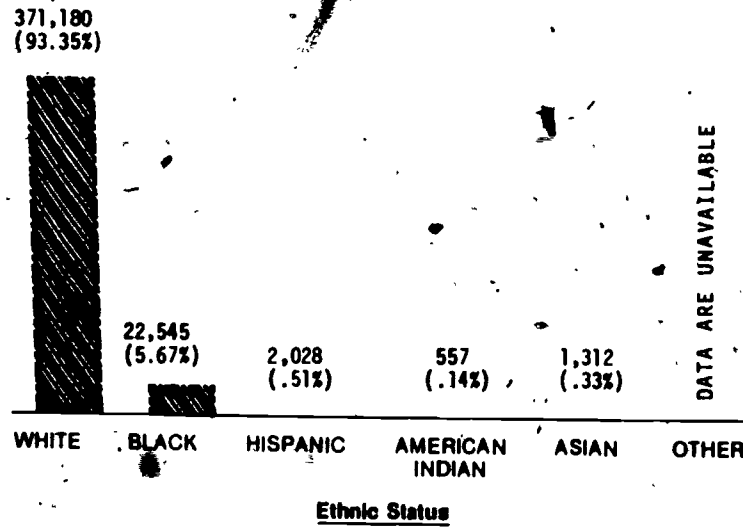
Sex

The high school graduation figures do not include 11,500 persons granted a high school equivalency certificate.

(c) Sales and Marketing Management 1977 Survey of Buying Power Data Service

STATE POSTSECONDARY EDUCATION STUDENT ENROLLMENTS

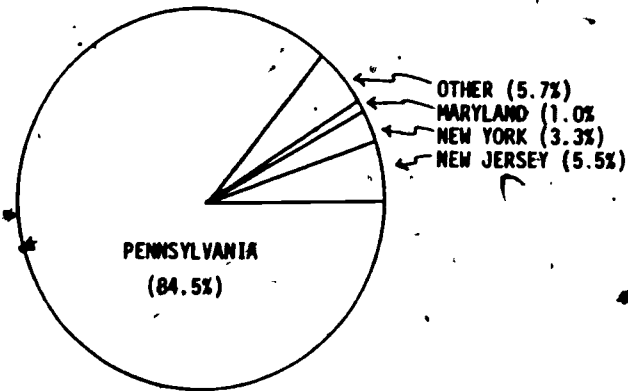
PENNSYLVANIA H2



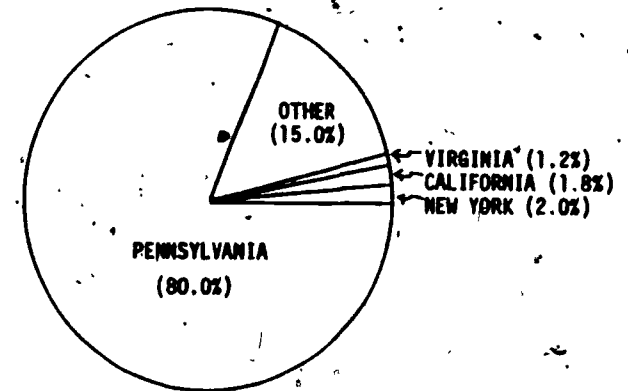
INTERSTATE MIGRATION OF STUDENTS

PENNSYLVANIA

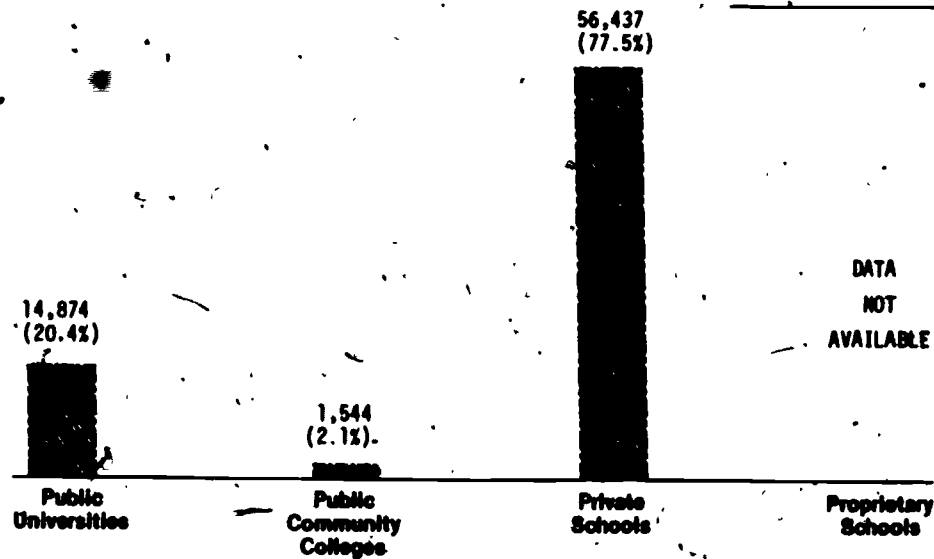
H3



RESIDENT AND NON-RESIDENT STUDENTS ATTENDING IN-STATE INSTITUTIONS



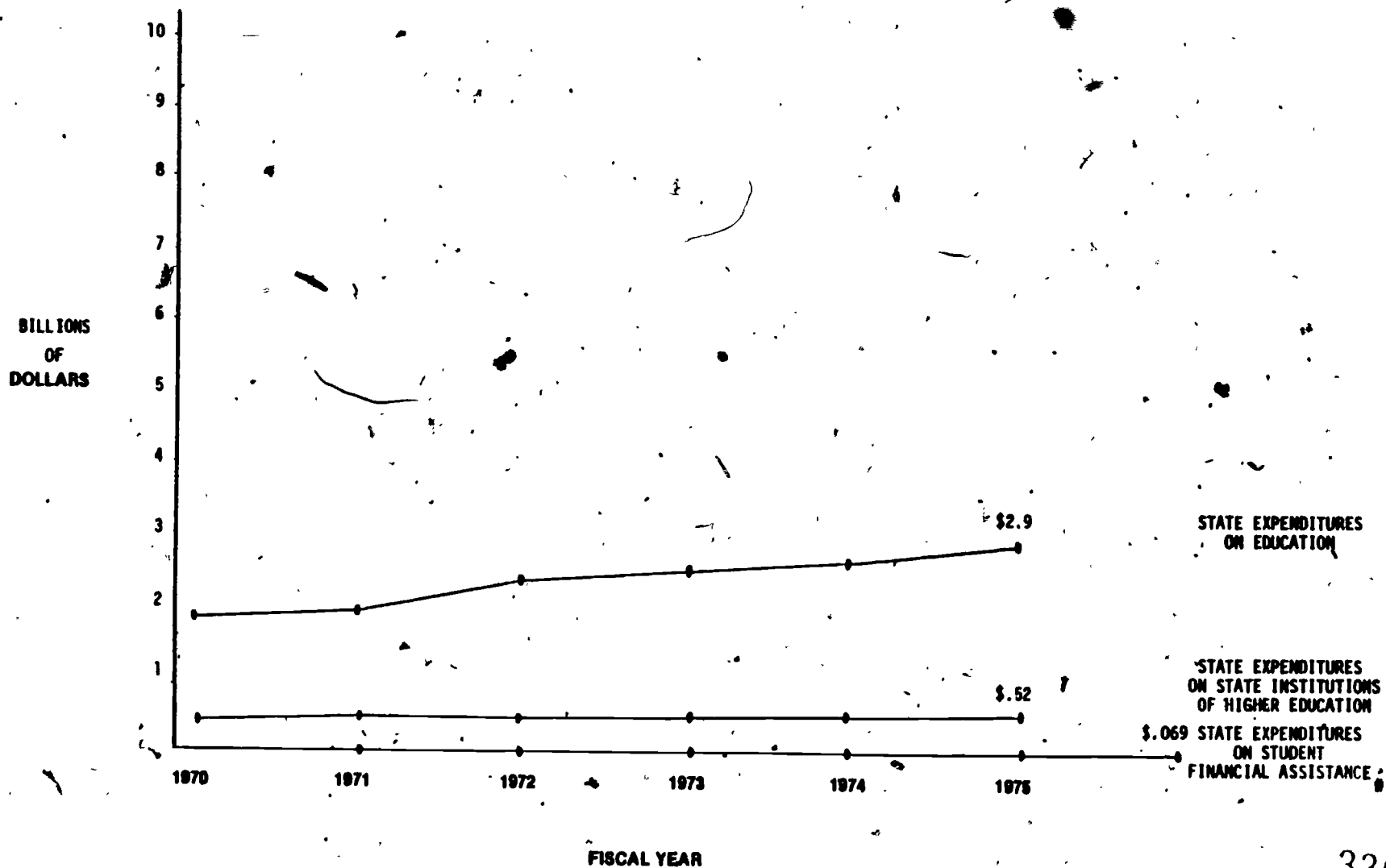
RESIDENT STUDENTS ATTENDING IN-STATE AND OUT-OF-STATE INSTITUTIONS



INSTITUTIONAL SECTOR
(Out-of-State Students in School in-State)

STATE EXPENDITURE ON POSTSECONDARY EDUCATION STUDENT ASSISTANCE

PENNSYLVANIA 11



THESE DATE PERTAIN TO:

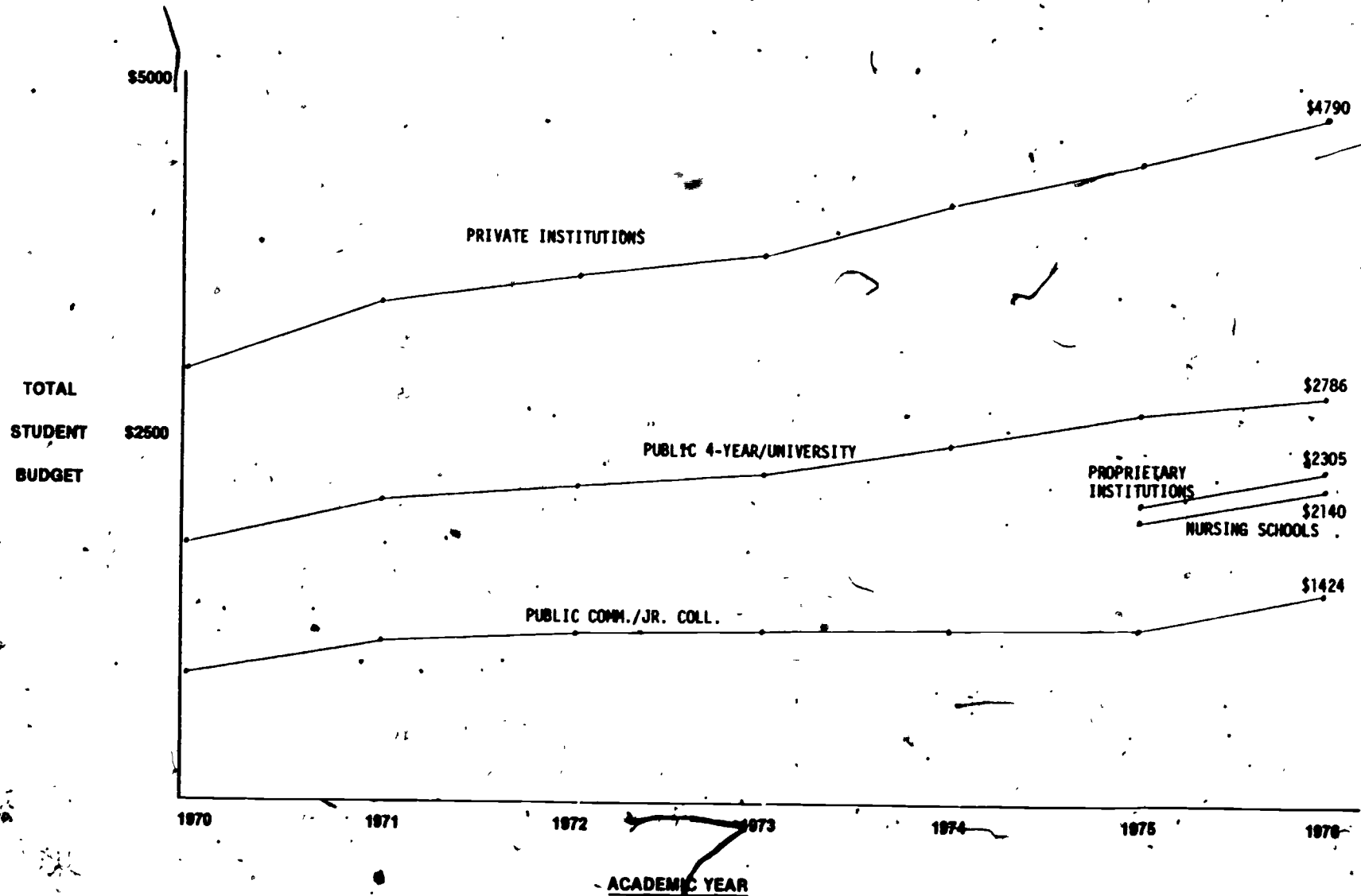
- STATE HIGHER EDUCATION GRANT PROGRAM
- SCHOLARSHIPS FOR VETERANS' CHILDREN

- STATEWIDE SUMMER COLLEGE WORK-STUDY PROGRAM

**GROSS COSTS TO STUDENTS ATTENDING SCHOOL
BY POSTSECONDARY EDUCATION SECTORS**

PENNSYLVANIA

12



337

338

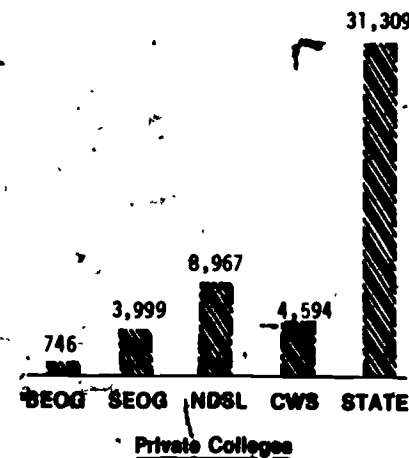
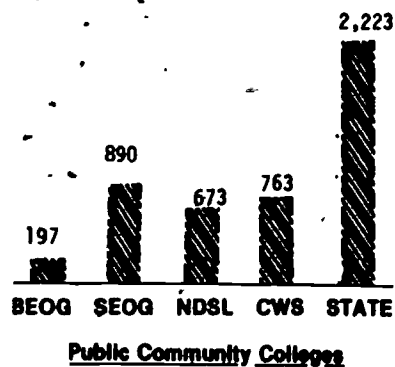
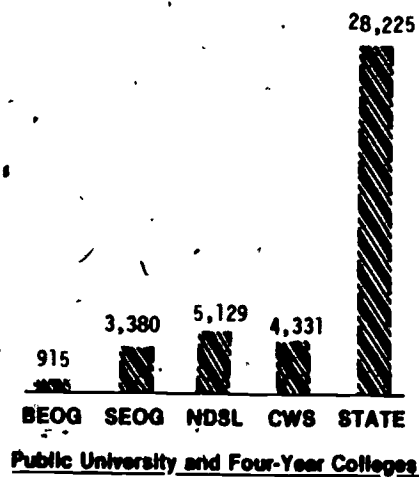
LEVELS OF FEDERAL AND STATE PROGRAM FUNDING BY INSTITUTIONAL SECTOR

PENNSYLVANIA 13

(Figures in thousands)

THE FIGURES SHOWN FOR STATE DOLLARS AWARDED ARE FOR THE 1975-76 SCHOOL YEAR AND PERTAIN TO:

- STATE HIGHER EDUCATION GRANT PROGRAM



State funds were also awarded to the following types of institutions:

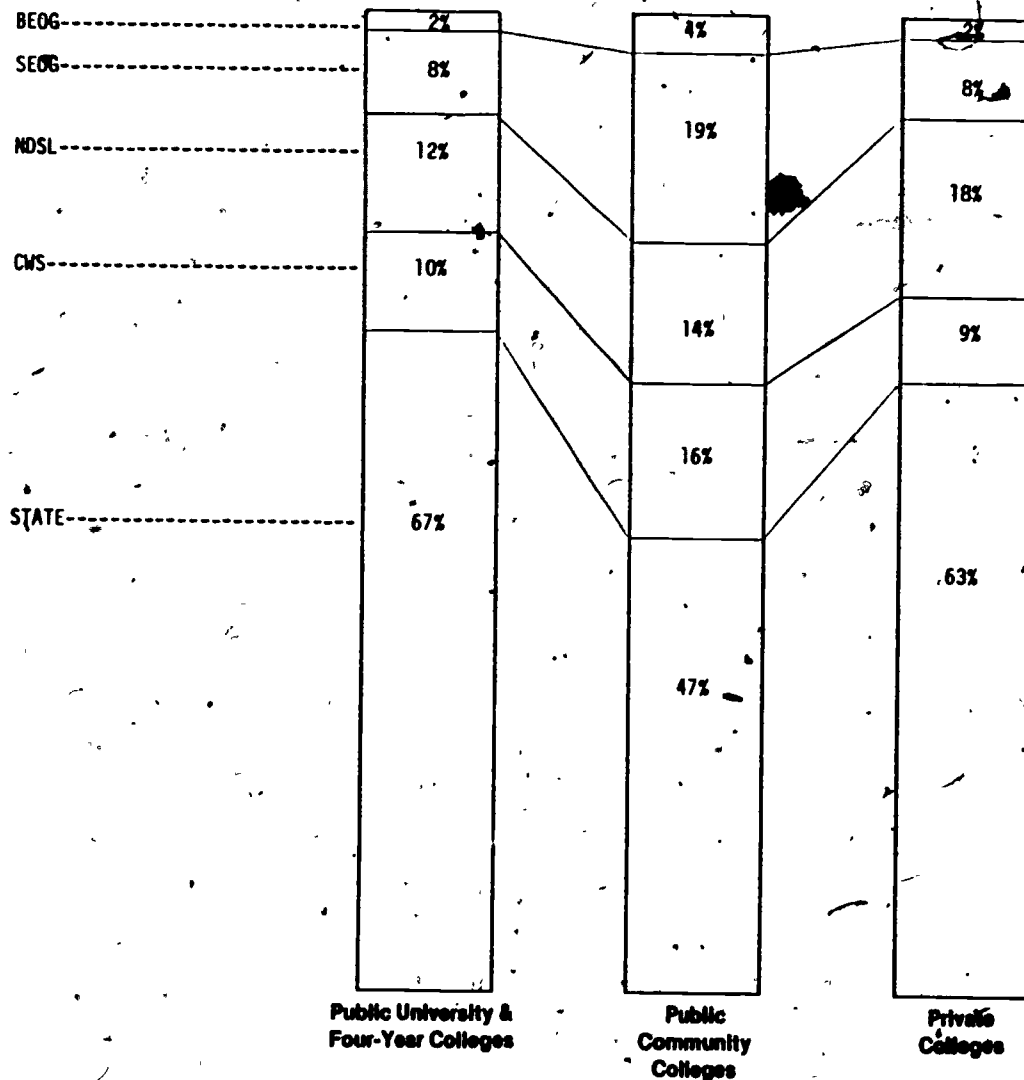
- Special (Nursing) - \$1,342,400
- Proprietary - \$3,339,386

RELATIVE IMPORTANCE OF FEDERAL AND STATE PROGRAM FUNDING BY SECTOR

PENNSYLVANIA 14

THE FIGURES SHOWN FOR STATE DOLLARS AWARDED ARE
FOR THE 1975-76 SCHOOL YEAR AND PERTAIN TO:

- STATE HIGHER EDUCATION GRANT PROGRAM



Percent
Distribution of
Student
Assistance
By Program
By Sector

State funds were also awarded to the following types of institutions:

- Special (Nursing) - \$1,342,400
- Proprietary - \$3,339,386

DESCRIPTIONS OF PROGRAM OFFICES AND AGENCIES AND CORRESPONDING PROGRAM RESPONSIBILITIES

RHODE ISLAND A1

The Office of Student Assistance, with authority from the Department of Education through its Bureau of Operations, administers the student assistance programs.

1. State Scholarship Program
2. Nursing Education Scholarship Program
3. Business Education Teachers Scholarship Program
4. War Orphans Scholarship Program

Department of Social and Rehabilitative Services

1. Division of Vocational Rehabilitation

Higher Education Assistance Corporation

1. Higher Education Loan Plan

RELATIONSHIPS OF STATE AGENCIES

RHODE ISLAND A2

Office of Student Assistance
Bureau of Operations

Bureau of Postsecondary Education

Department of Education

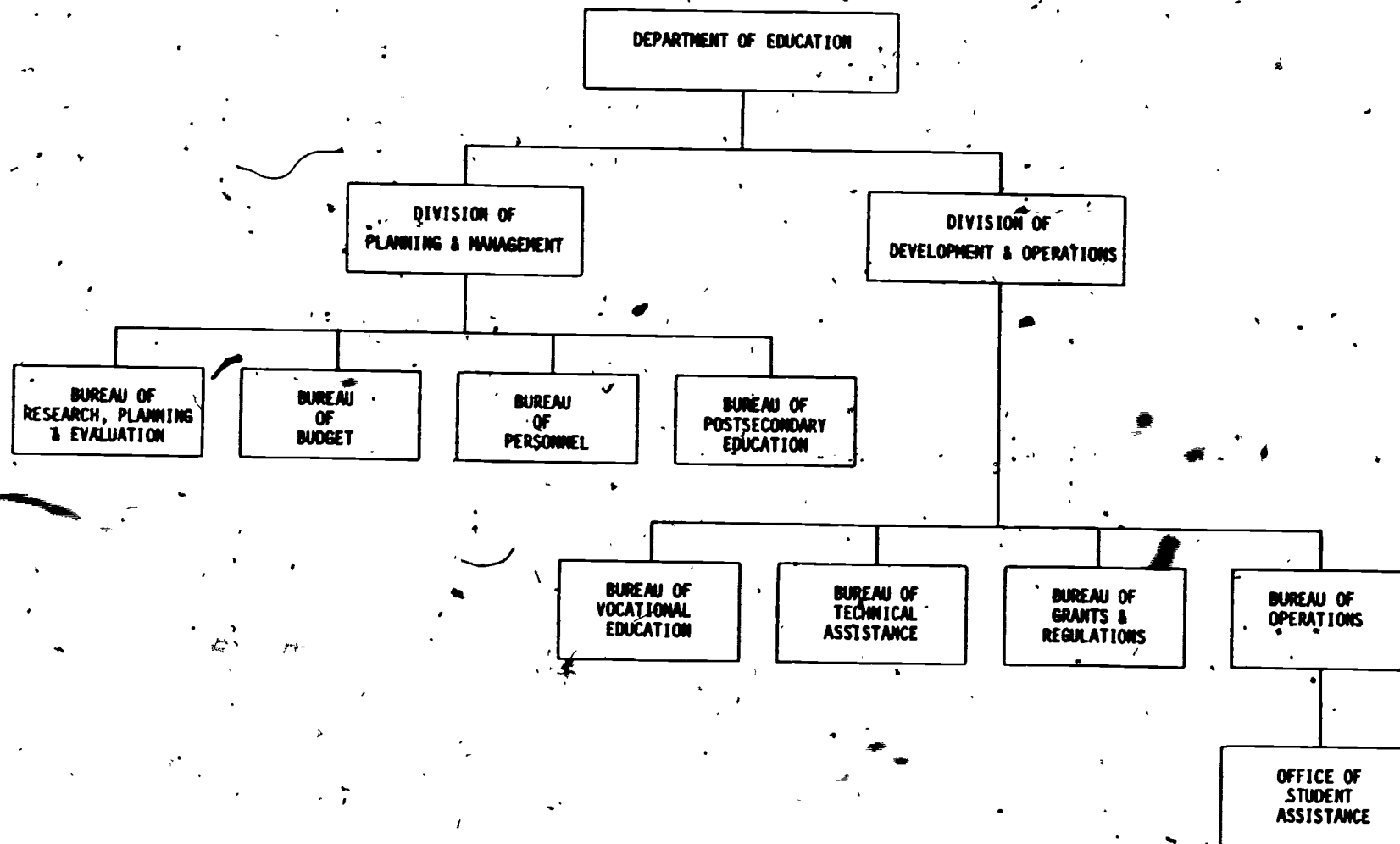
Department of Social and Rehabilitative Services

State Government

Rhode Island Higher Education Assistance Corporation (Private, Non-Private)

STATE AGENCY ORGANIZATION

RHODE ISLAND B1



**MANAGEMENT RELATIONSHIPS BETWEEN THE STATE AGENCY
AND OTHER STATE AGENCIES/INSTITUTIONS**

RHODE ISLAND B2

WHO ACCOMPLISHES THE FOLLOWING?

**STATE
PROGRAM
OFFICE**

**INSTITUTIONAL
FINANCIAL
AID OFFICER**

OTHER OFFICES OR AGENCIES

Processing of Applications

- Verification of Student Application Information
- Identification of Eligible Recipients
- Determination of Award Size
- Assignment of Priority to Awards
- Formally Approves Award

Makes Payment to Student, (or Credits Student Account)

Makes Post-Award Adjustments

**Initiates the Prosecution of Possible Fraudulent
Student Applications**

Publicizes Award Availability

X

X

X

X

X

X

X

X

STATE PROGRAM OFFICE DEFINITIONS FOR SELECTED TERMS

RHODE ISLAND B3.

<u>DEFINITIONS USED BY STATE PROGRAM OFFICES</u>	<u>STATE DEFINITION SPECIFIED BY</u>	<u>STATE DEFINITION COMMONLY USED BY ALL INSTITUTIONS</u>		<u>STATE DEFINITION CONSISTENT ACROSS ALL STATE PROGRAMS</u>
		<u>PUBLIC</u>	<u>PRIVATE</u>	
Half-Time Student - Six semester hours of study.	Interpretation	Yes	Yes	
State Resident - One year prior to application.	Regulation			Yes
Independent Student - Not claimed as a deduction on parent's income tax form, did not live with parents, did not receive more than \$600 from parents.	Regulation			Yes
Non-Profit Institution - One that is established whereby the monies do not enure to the owner of the corporation.	Law			Yes
Satisfactory Academic Progress - Not on probation.	Regulation			Yes
United States Citizenship - Presently a citizen or in process of becoming one.	Regulation			Yes

INFORMATION FLOW BETWEEN THE STATE PROGRAM OFFICE AND VARIOUS FEDERAL OFFICES

RHODE ISLAND B4

TYPE OF INFORMATION PROVIDED
BY STATE STUDENT-AID AGENCY

TYPE OF INFORMATION RECEIVED
BY STATE STUDENT-AID AGENCY

PERCEPTION OF ADEQUACY
OF INFORMATION FLOW

FEDERAL OFFICES

SSIG Office	SSIG Application Data Requirements, SSIG Fiscal Operations Reports, SSIG Performance Reports.	National Profiles of allocations to States	Adequate
BEOG Office		Full BEOG cumulative magnetic tapes for R.I. Residents Deleted BEOG tapes for non RI students	Excellent
Regional OE-Student-Assistance Office (Campus-Based Programs)		Copies of RI institutions FISCOP & Tripartite Applications	Excellent
Washington OE Office (Campus-Based Programs)		Methodologies for calculating state percentages	Excellent
FISL/GSL Office		Methodologies for calculating state percentages	Excellent

STATE/INSTITUTIONAL OFFICES

Public Institutions	Basic Grant Applications Behavior Status Reports on Tripartite Funding	FISCOP Reports and Tripartite applications	Adequate
Private Institutions	Basic Grant Applications Behavior Status Reports on Tripartite Funding	FISCOP Reports and Tripartite Applications	Adequate
Governor/Budget Office	Budget Reports & Annual Reports		Adequate
State Legislature (Including Committee Staffs)	Budget Reports & Annual Reports		Adequate

MANAGEMENT STAFFING OF STATE PROGRAM OFFICES

RHODE ISLAND B5

<u>MANAGEMENT FUNCTION</u>	<u>PERCENTAGE OF STAFF EFFORT</u>	<u>STAFF ASSISTANCE FROM OTHER AGENCIES</u> <u>COMMENTS</u>
APPLICATIONS PROCESSING (Includes verification of student information, need analysis, award determination, etc.)	0%	Contracted to ETS
RESPONDING TO REQUESTS FOR INFORMATION (Includes federal requests for information, parent/student inquiries, testimony in hearings, etc.)	30%	
PROGRAM REVIEW (Includes on-site visits to institutions, formal/informal audits, etc.)	0%	
PUBLIC RELATIONS AND INFORMATION DISSEMINATION (Includes parent/student workshops, work on promotional literature, etc.)	30%	
GENERAL ADMINISTRATION (Includes executive personnel, staff training and development, regulations and guidelines, preparation of summary statistics, etc.)	40%	Contracted to ETS
OTHER MANAGEMENT ACTIVITIES (Includes any special staff activities which do not clearly fall in one of the above categories)	8%	

**STATE AGENCY CALENDAR OF EVENTS FOR NEED-BASED
PROGRAMS FOR 1976-77 SCHOOL YEAR**

RHODE ISLAND 88

MONTH/YEAR

EVENTS

DATA ARE UNAVAILABLE

357

358

**PROGRAM AND FISCAL CONTROLS OF PROGRAMS
OPERATED BY STATE AGENCY**

RHODE ISLAND 87

<u>PROGRAM CONTROLS</u>	<u>CONTROL USED SAMPLE OR TOTAL POPULATION STUDIED</u>	<u>AGENCY/OFFICE UNDERTAKING CONTROLS</u>	<u>SPECIAL ACTIONS COMMENTS</u>
A. <u>Control on Student Application Data Accuracy</u> 1. Match Against Tax Forms? 2. Match Against BEOG Applications? 3. Match Against Institutional Student Records? 4. Warnings of Prosecution? 5. Prosecution?		X X	
B. <u>Controls on Attendance and/or Progress</u> 1. Check on Enrollment/Initial Attendance? 2. Check on Mid-Term Attendance? 3. Check on Course Completion? 4. Check on Academic Progress Before Award? 5. Partial Awards?	Total Total Total Total - for renewals	DATA ARE UNAVAILABLE	
C. <u>Controls on Award Size</u> 1. Check to Make Sure Other Awards Actually Made? 2. Match Against BEOG, Campus-Based Award Files? 3. Re-Check to Ensure Award Adjustments Actually Made? 4. Second Review of Aid Packages?		X X X	
D. <u>Controls on Institutional Student-Aid Operations</u> 1. Independent Program Audits? 2. Aid Officer Bonding? 3. Aid Officer Certification? 4. Double Signatures on All Fund Transfers?			
E. <u>Controls on Central Administrative Staff Operations</u> 1. Independent Program Audits? 2. Bonding of Staff Members? 3. Double Signatures on All Fund Transactions?	Total		

**PROGRAM INFORMATION DISSEMINATION PROCEDURES
USED FOR STATE NEED BASED PROGRAMS**

RHODE ISLAND .C1

TYPE OF INFORMATION PROVIDED

<u>INFORMATION PROVIDED THROUGH</u>	<u>APPLICATION FORMS</u>	<u>ELIGIBILITY CONDITIONS</u>	<u>FILING/CLOSING DATES FOR STATE PROGRAMS</u>	<u>INFORMATION ON THE COST OF ATTENDANCE AT VARIOUS TYPES OF INSTITUTIONS</u>	<u>INFORMATION ABOUT APPLYING FOR AID FROM OTHER SOURCES</u>	<u>INFORMATION ON PENALTIES FOR PROVIDING FRAUDULENT DATA</u>
1. High School Counselors	X	X	X	X	X	X
2. College Financial-Aid Officers	X	X	X	X	X	X
3. Direct Mailings to Graduating High School Students or Parents	X	X	X	X	X	X
4. High School Meetings or Workshops	X	X	X	X	X	X
5. College Admissions Office	X	X	X	X	X	X
6. Newspaper Ads	X	X				
7. Radio, Television Ads	X	X				
8. Social Service Agencies	X	X	X	X	X	X
9. Other (Please Specify)						

362

361

DESCRIPTIONS OF STATE-SPONSORED STUDENT ASSISTANCE PROGRAMS

RHODE ISLAND D1

The Rhode Island State Scholarship Program (Office of Student Assistance, Department of Education) - A need-based grant awarded to scholastically eligible Rhode Island residents who are secondary school graduates desiring an associate's or bachelor's degree from an accredited college in the U.S. or Canada.

The Nursing Education Scholarship Program (Office of Student Assistance, Department of Education) - A need-based grant program for Rhode Island residents who wish to be trained as registered nurses or who are seeking an undergraduate or graduate degree in nursing. Students may enroll in in-state or out-of-state schools.

Business-Education Teachers Scholarship Program (Office of Student Assistance, Department of Education) - A grant program for Rhode Island residents attending Bryant College to become teachers in the field of business education.

War Orphans Scholarship Program (Office of Student Assistance, Department of Education) - A grant program for Rhode Island residents who are children of those serving in any war in which the U.S. has been engaged and died as a result, or were fifty percent disabled. Enrollment must be at in-state schools.

University of Vermont Medical School Agreement - Direct State Law.

University of Pennsylvania/Cornell University Veterinary School Agreement - Direct State Law

Rhode Island Division of Vocational Rehabilitation Training Grants (Department of Social and Rehabilitative Services) - A need-based grant program to assist handicapped resident individuals to overcome said handicap and engage in competitive employment. Enrollment may be at in-state or out-of-state schools. Case service funds are matched--80% federal, 20% state.

Rhode Island Higher Education Loan Plan (Rhode Island Higher Education Assistance Corporation) - A loan program to aid and assist Rhode Island students to obtain a higher education through attendance at in-state or out-of-state schools. Residents must be citizens of U.S.A. or intend to become citizens.

BASIC STATE PROGRAM INFORMATION

RHODE ISLAND D2

<u>Programs</u>	<u>Year</u>	<u>Number of Awards</u>	<u>Average Full-Time Award Size</u>	<u>Total Dollars Awarded</u>	<u>Eligible Population</u>
<u>Need-Based</u>					
<u>Grants</u>					
The Rhode Island State Scholarship Program	1970-71	2,908	\$ 750	\$1,709,940	Resident Undergraduates
	1975-76	2,771	\$ 750	\$2,012,800	
The Nursing Education Scholarship Program	1974-75	130	\$ 507	\$ 65,935	Resident Students
	1975-76	160	\$ 423	\$ 67,636	
Rhode Island Division of Vocational Rehabilitation Training Grants	1975-76	Unavailable		\$ 813,000	Handicapped Students
<u>Non Need-Based</u>					
Business Education Teachers Scholarship Program	1974-75	38	\$ 375	\$ 14,250	Future Business Teachers
	1975-76	31	\$ 375	\$ 11,150	
War Orphans Scholarship Program	1974-75	29	Not Given	\$ 2,565	Children of Veterans 50% or More Disabled
	1975-76	30		\$ 3,000	
University of Vermont Medical School Agreement	}	INFORMATION NOT GIVEN			
University of Pennsylvania/Cornell University Veterinary School Agreement					
Rhode Island Higher Education Loan Plan	1970-71	5,937	\$1,500 ¹	\$5,573,723	State Residents Who Are U.S. Citizens or Who Intend to Become Citizens
	1975-76	6,209	\$1,500 ¹	\$7,484,771	

365

366

STUDENT ELIGIBILITY CRITERIA FOR STATE PROGRAMS

RHODE ISLAND E1

<u>Programs</u>	<u>Acceptable Residency Status</u>	<u>Acceptable Attend. Status</u>	<u>Acceptable Student Levels</u>	<u>Special Priority to Cont'g. Awards</u>	<u>Income Limits</u>	<u>Need Limits</u>
<u>Need-Based</u>						
<u>Grants</u>						
The Rhode Island State Scholarship Program	Residents attending In-State	Full-Time	All Under-graduates	No	Not Applicable	\$200
The Nursing Education Scholarship Program	Residents attending In/Out of State	Not Given	All	No	Not Applicable	\$200
Rhode Island Division of Vocational Rehabilitation Training Grants	Residents attending In/Out of State	Part-Time Half-Time Full-Time	All Under-graduates	Yes ¹	Note 2	Not Applicable
<u>Non Need-Based</u>						
Business Education Teachers Scholarship Program	Residents attending In-State	Full-Time	All Under-graduates	No	Not Applicable	Not Applicable
War Orphans Scholarship Program	Residents attending In-State	Full-Time	All Under-graduates	No	Not Applicable	Not Applicable
University of Vermont Medical School Agreement	} INFORMATION NOT GIVEN					
University of Pennsylvania/Cornell University Veterinary School Agreement						
Rhode Island Higher Education Loan Plan	Residents attending In/Out of State	Half-Time	All Post-Secondary Students	No	Not Applicable	No Cut-off

¹ In the event there are problems with funding.

² A schedule very similar to the Princeton schedule is used to determine parental contribution if income exceeds \$16,000. A minimum grant of \$400 is provided. If client receives public assistance, full costs are met, if there are no other resources, such as BEOG.

INSTITUTIONAL ELIGIBILITY CRITERIA FOR STATE STUDENT-ASSISTANCE PROGRAMS

RHODE ISLAND E2

<u>Programs</u>	<u>University and 4-Year Colleges</u>	<u>Community/ Junior Colleges</u>	<u>Voc./Tech. Schools</u>	<u>Proprietary</u>	<u>Special Types of Institutions</u>
<u>Need-Based</u>					
<u>Grants</u>					
The Rhode Island State Scholarship Program	Public Private	Public	No	No	No
The Nursing Education Scholarship Program	Public Private	Public	No	No	Hospital Schools of Nursing
Rhode Island Division of Vocational Rehabilitation Training Grants	Public Private	Public	Public	Yes	Yes
<u>Non Need-Based</u>					
Business Education Teachers Scholarship Program	No	No	No	No	Bryant College
War Orphans Scholarship Program	Public Private	Public	No	Yes	No
University of Vermont Medical School Agreement	} INFORMATION NOT GIVEN				
University of Pennsylvania/Cornell University Veterinary School Agreement					
Rhode Island Higher Education Loan Plan	Public Private	Public	Public	Yes	Yes

NEED DETERMINATION CRITERIA FOR STATE PROGRAMS

RHODE ISLAND E3

<u>Programs</u>	<u>Program Definition of Need</u>	<u>Is BEOG Application Required?</u>	<u>Expected Family Contribution (EFC) Method</u>	<u>Student Budget Includes What Items?</u>
<u>Need-Based</u>				
<u>Grants</u>				
The Rhode State Scholarship Program	Need = College Cost - EFC (Parental Contribution and Self-Help Allowance)	Yes	CSS Family Contribution Method	General Student Costs
The Nursing Education Scholarship Program	Need = College Cost - EFC (Parental Contribution and Self-Help Allowance)	No	CSS Family Contribution Method	General Student Costs
Rhode Island Division of Vocational Rehabilitation Training Grants	A schedule very similar to the Princeton schedule is used to determine parental contribution if income exceeds \$16,000. A minimum grant of \$400 is provided if client receives public assistance; full costs are met if there are no other resources, such as BEOG.	Yes	Income Tax, BEOG	Tuition/Fees Room/Board Books Transportation
Rhode Island Higher Education Loan Plan	Need = Estimated Cost of Education - Contributions from spouse, parents or student that can reasonably be expected and Other Available Resources or Financial Aid (Grants, Scholarships or Another Loan)	No ²	CSS--among others: Income Tax Method (Alternative Income Tax Method)	Tuition/Fees Room/Board Books Transportation General Student Costs

¹ The above relate to whether or not federal interest subsidy will be paid on loan amount if adjusted family income is \$25,000/year or more. Under \$25,000 adjusted family income per year automatically qualifies for federal interest subsidy.

² But encouraged.

AWARD SIZE DETERMINATION CRITERIA FOR STATE PROGRAMS

RHODE ISLAND E4

<u>Programs</u>	<u>Maximum Award Size?</u>	<u>What Award Size Determination Method is Used?</u>	<u>How is Award Priority Determined?</u>	<u>Who Ultimately Determines Award Amount?</u>
<u>Need-Based</u>				
<u>Grants</u>				
The Rhode Island State Scholarship Program	\$1,000	Stipend scale from a minimum of \$250 to a maximum of \$1,000.	Academic qualifications and financial need.	State
The Nursing Education Scholarship Program	\$1,000	Stipend scale from a minimum of \$100 to a maximum of \$1,000.	Acceptance into a Nursing Program and financial need.	State
Rhode Island Division of Vocational Rehabilitation Training Grants	\$1,000 ¹	Total cost minus any and all other grants and scholarships.	First-come, first-served basis with emphasis on the severely handicapped.	Rehabilitation Counselor
<u>Non Need-Based</u>				
Business Education Teachers Scholarship Program	\$ 375	\$15,000 divided by number of applicants.	Not Applicable	State
War Orphans Scholarship Program	\$ 125	\$3,000 divided by number of applicants.	Not Applicable	State
University of Vermont Medical School Agreement		INFORMATION NOT GIVEN		
University of Pennsylvania/Cornell University Veterinary School Agreement				
Rhode Island Higher Education Loan Plan	\$2,500/Year presently \$10,000 Maximum	Needs Test Analysis. Recommendation by school and final approval by lender and RIEAC.	Not Given	Not Given

374

373

NUMBER OF NEED-BASED GRANT PROGRAM APPLICANTS

RHODE ISLAND FL

NOT APPLICABLE

Applicants are not required to submit a needs analysis document - only semi-finalists who are first chosen on the basis statement.

	\$0- 5,999	\$6,000- 8,999	\$9,000- 11,999	\$12,000- 14,999	\$15,000- 19,999	\$20,000- & Over
INDEPENDENTS						
	DEPENDENTS					

Income Level

DATA NOT AVAILABLE

DATA
NOT AVAILABLE

WHITE	BLACK	HISPANIC	AMERICAN INDIAN	ASIAN	OTHER
<u>Ethnic Status</u>					

MEN	WOMEN
<u>Sex</u>	

NUMBER OF NEED-BASED GRANT PROGRAM RECIPIENTS AND AVERAGE AWARD SIZE

F2

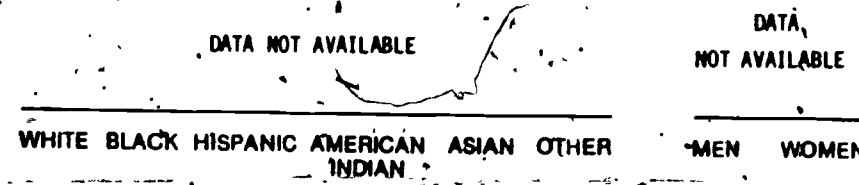

RHODE ISLAND

NUMBER OF RECIPIENTS


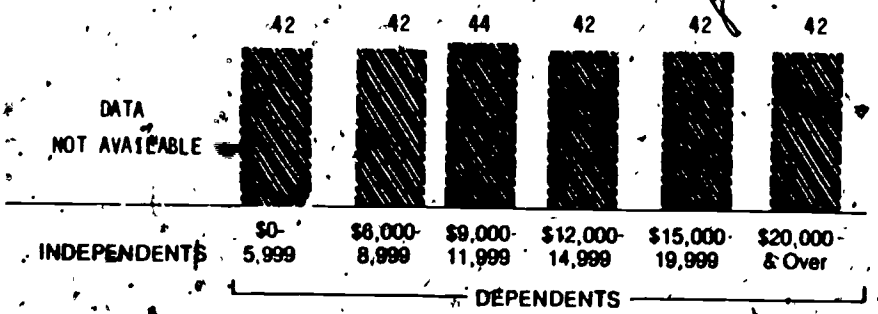
Income Level

Ethnic Status

Sex



AVERAGE AWARD SIZE



These data were taken from the Financial Status and Performance Report for the Reporting Period July 1, 1975, to September 30, 1976, and only reflect the distribution of the federal portion of the "Number of Recipients" and "Average Award Size." These data do not differentiate between dependent and independent students.

SOURCES AND DISTRIBUTION OF NEED-BASED GRANT PROGRAM FUNDS

RHODE ISLAND G1

INSTITUTIONAL SECTORS

STUDENT INCOME CATEGORIES

THESE FIGURES FOR THE 1975-76 SCHOOL YEAR PERTAIN TO:

- RHODE ISLAND STATE SCHOLARSHIP PROGRAM

STATE APPROPRIATIONS

\$2,051,250 94.6%

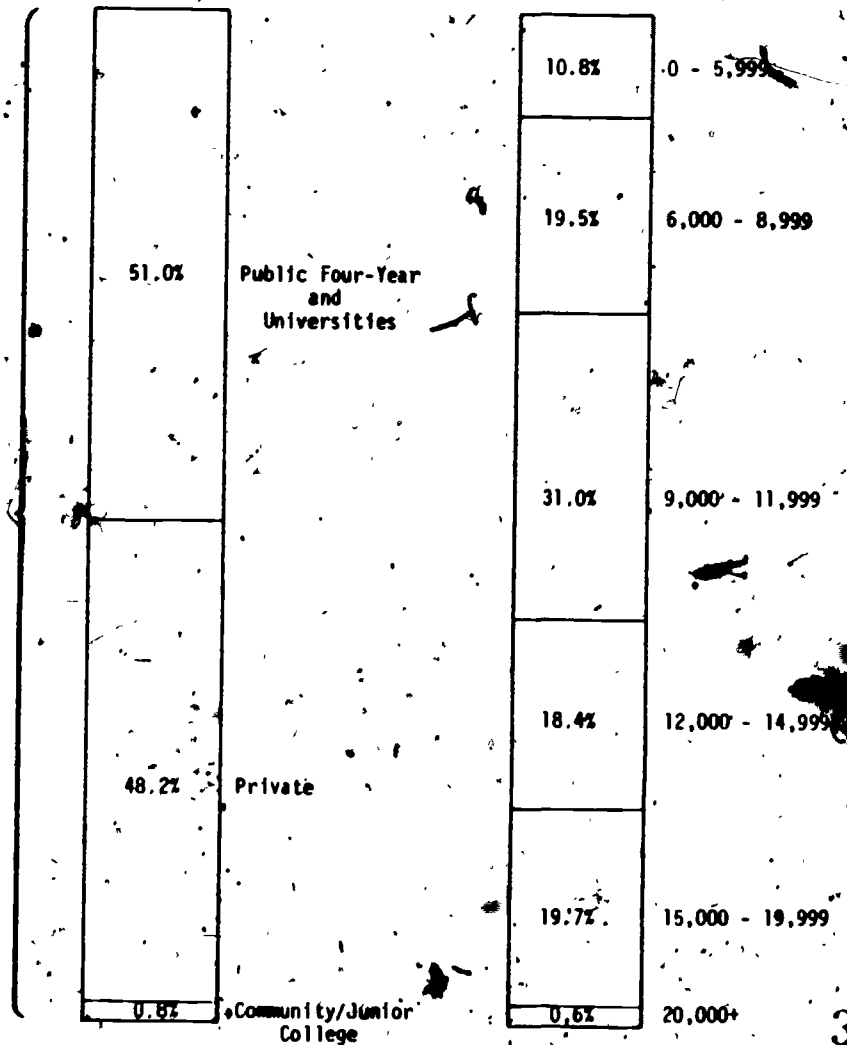
PRIVATE GIFTS

STATE PROGRAM

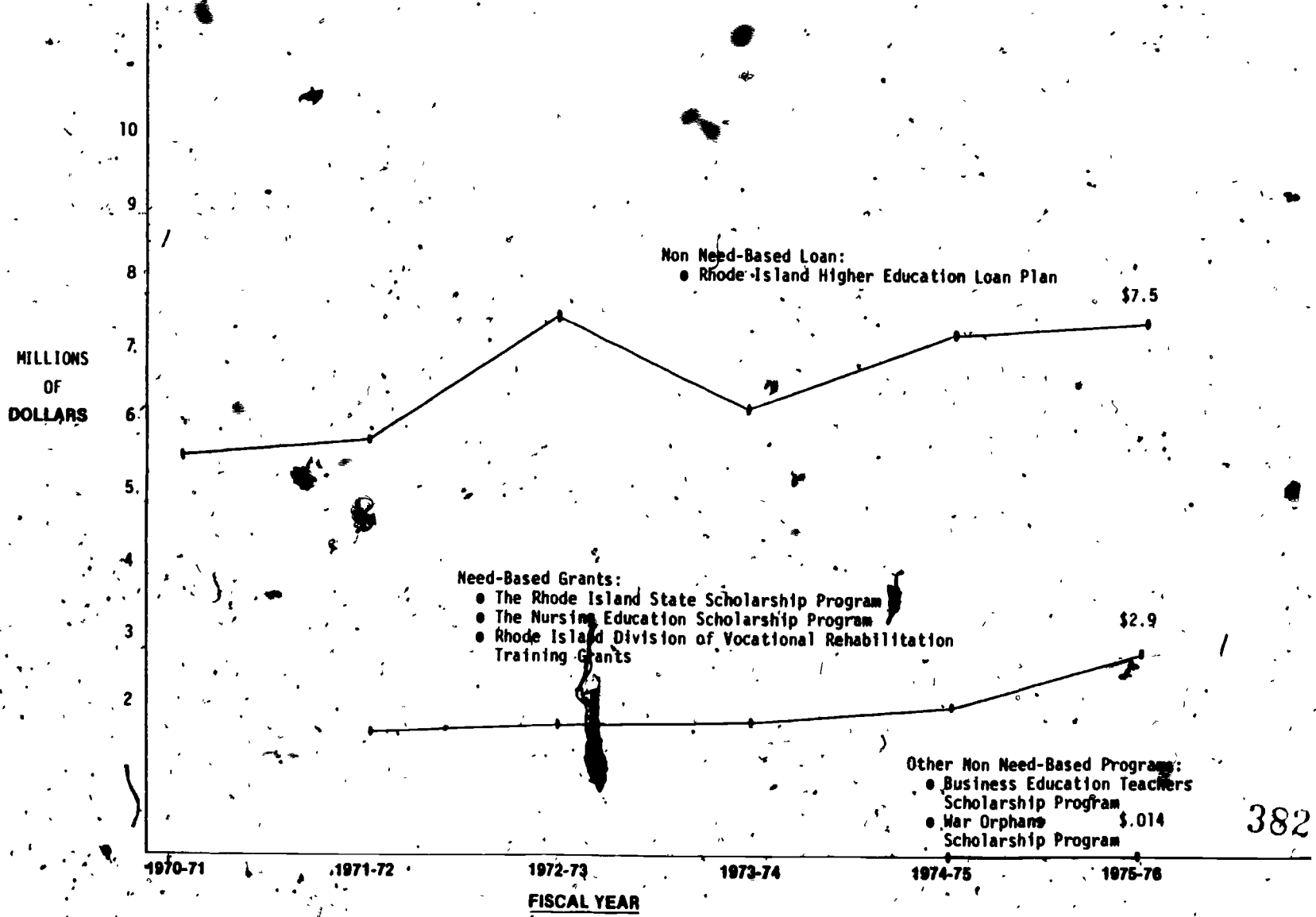
\$117,450 5.4%

FEDERAL SSIG PROGRAM

These data were taken from the Financial Status and Performance Report for the Reporting Period July 1, 1975, to September 30, 1976.

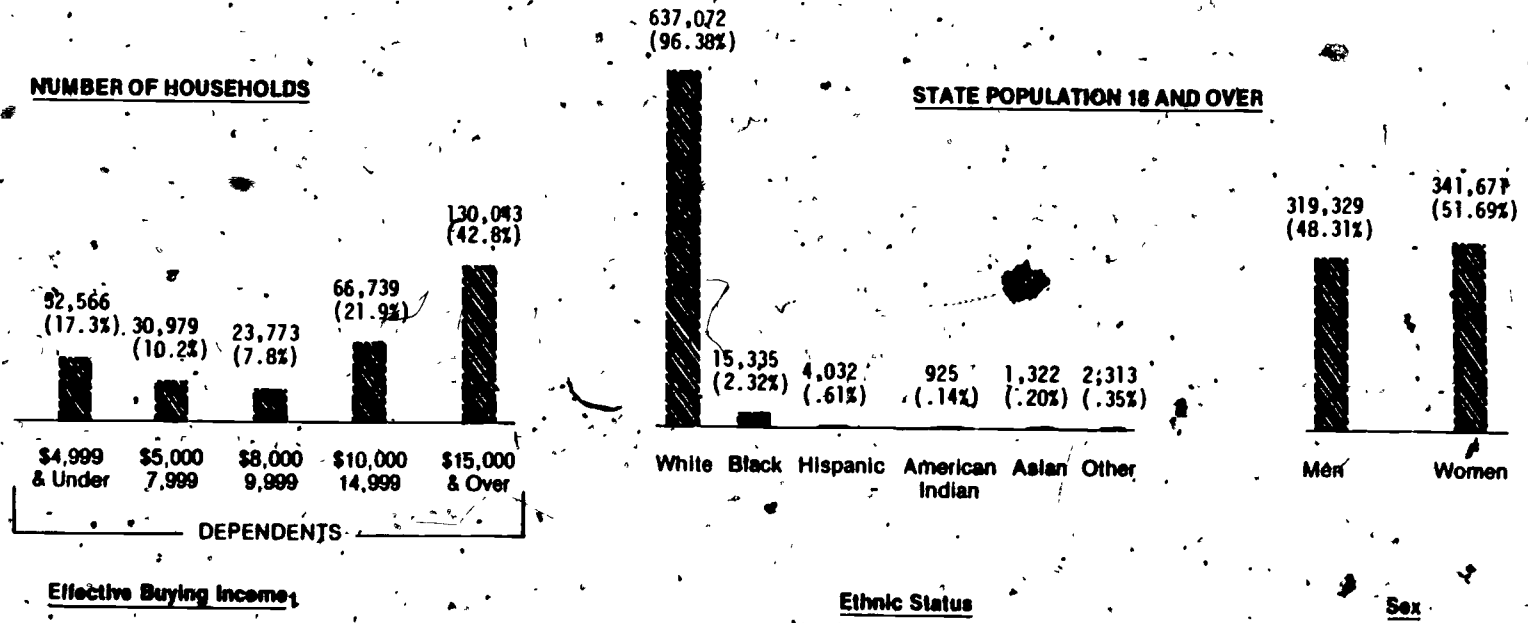


**HISTORIC STATE EXPENDITURES ON
STUDENT-ASSISTANCE PROGRAMS**

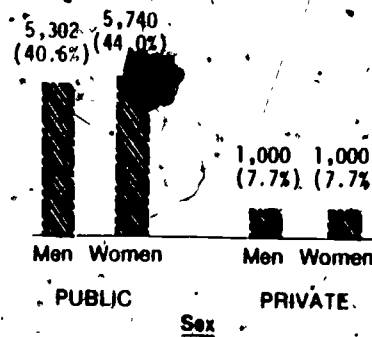


STATE POPULATION PROFILE

RHODE ISLAND '81



STATE HIGH SCHOOL GRADUATES

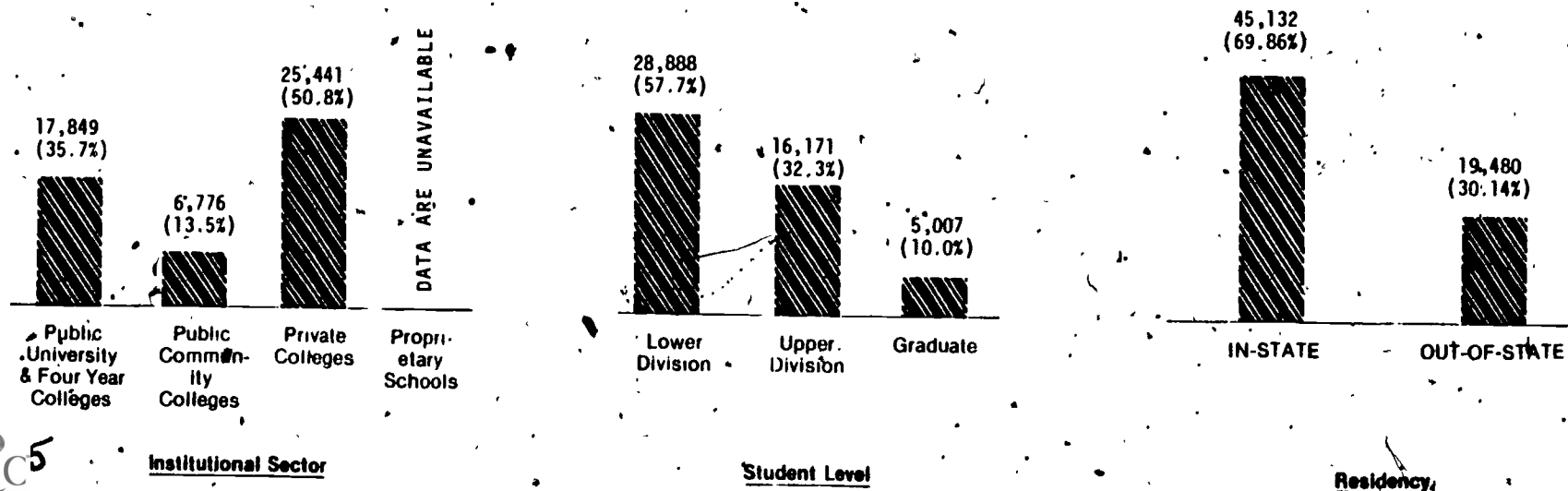
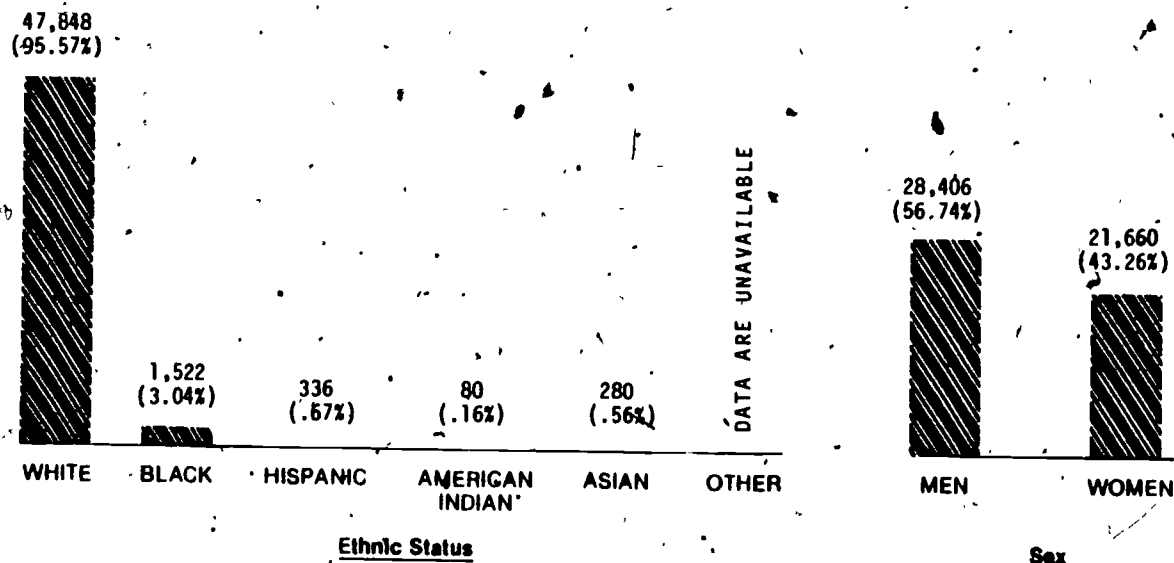


The high school graduation figures do not include 2,007 persons granted a high school equivalency certificate.

(c) Sales and Marketing Management 1977 Survey of Buying Power Data Service

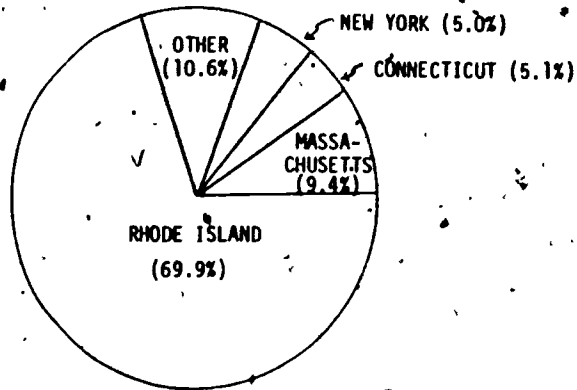
STATE POSTSECONDARY EDUCATION STUDENT ENROLLMENTS

RHODE ISLAND H2

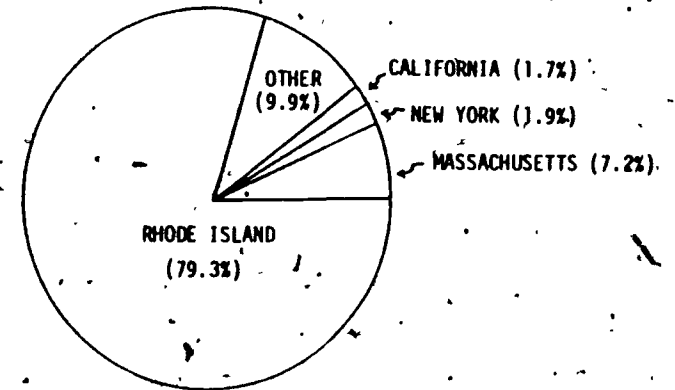


INTERSTATE MIGRATION OF STUDENTS

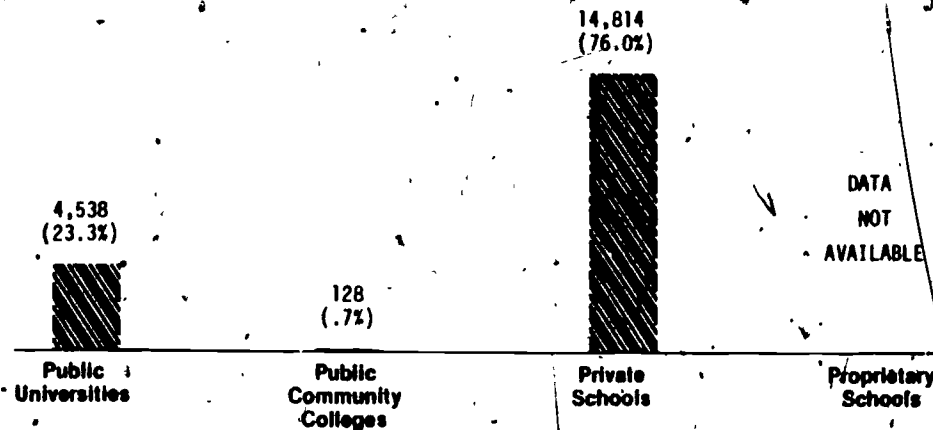
RHODE ISLAND H3



RESIDENT AND NON-RESIDENT STUDENTS ATTENDING IN-STATE INSTITUTIONS



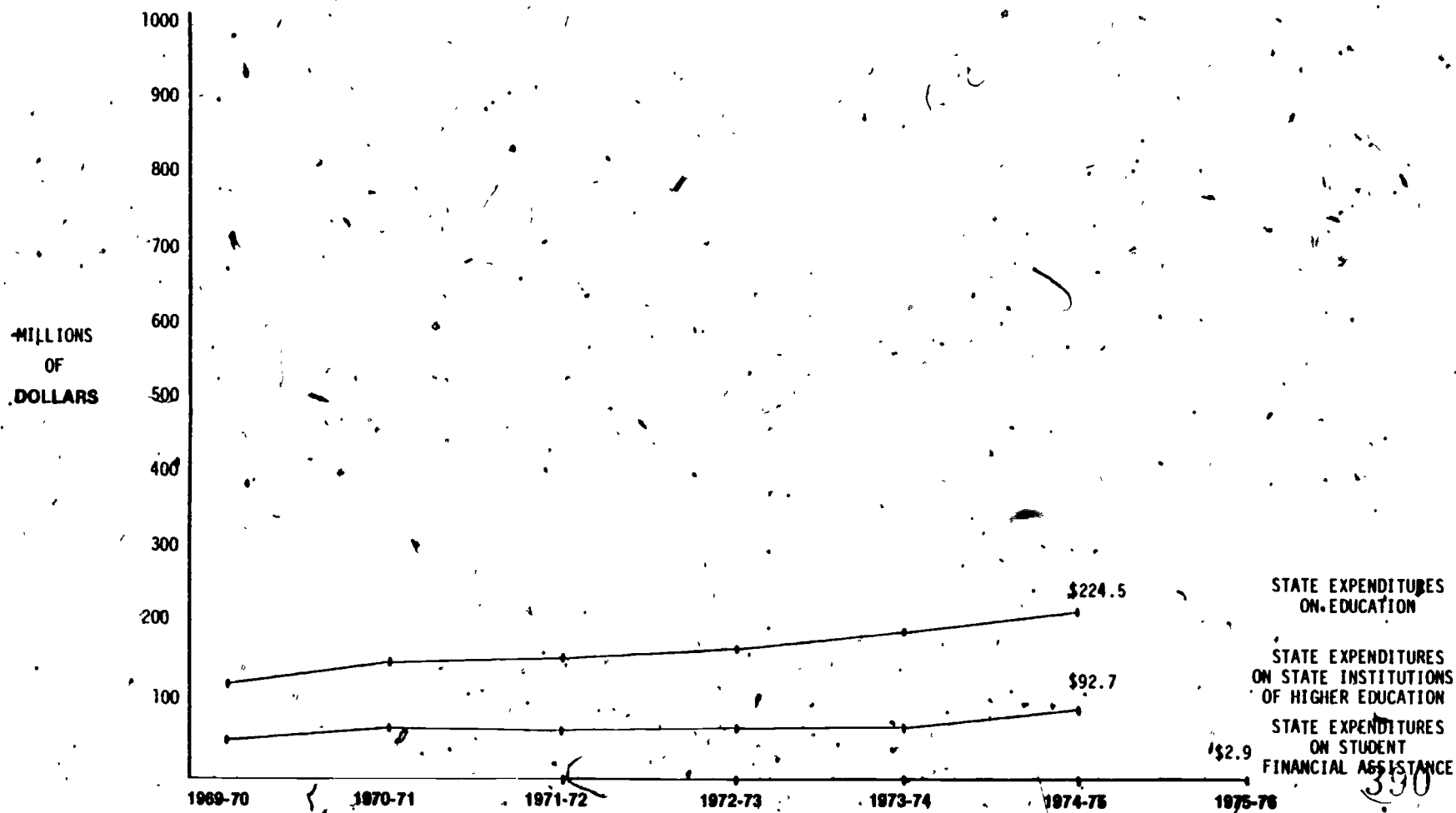
RESIDENT STUDENTS ATTENDING IN-STATE AND OUT-OF-STATE INSTITUTIONS



INSTITUTIONAL SECTOR
(Out-of-State Students in School In-State)

STATE EXPENDITURE ON POSTSECONDARY EDUCATION STUDENT ASSISTANCE

RHODE ISLAND 11



THESE DATA PERTAIN TO:

- RHODE ISLAND STATE SCHOLARSHIP PROGRAM
- THE NURSING EDUCATION SCHOLARSHIP PROGRAM
- R.I. DIVISION OF VOCATIONAL REHABILITATION TRAINING GRANTS

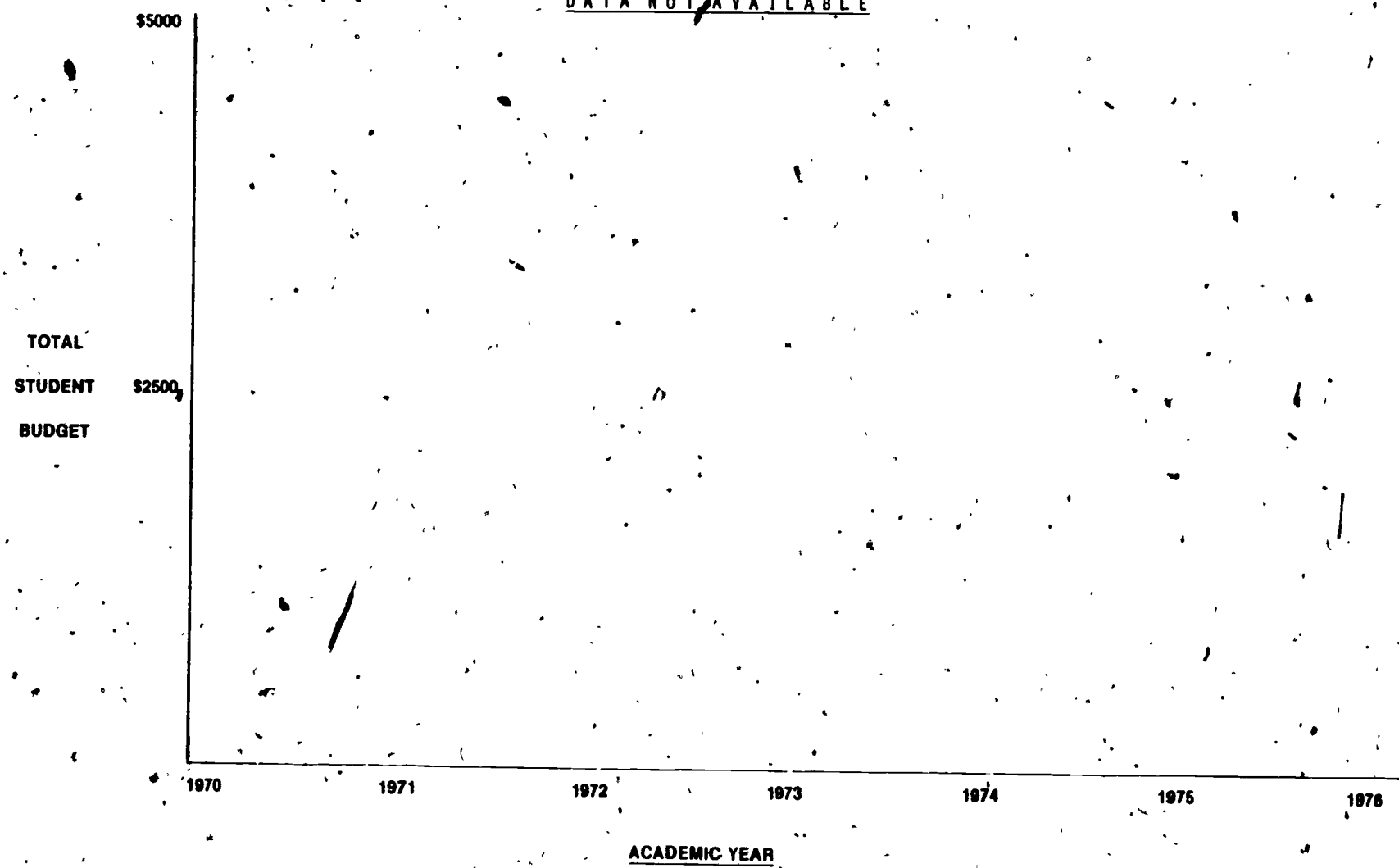
FISCAL YEAR

- BUSINESS EDUCATION TEACHERS SCHOLARSHIP PROGRAM
- WAR ORPHANS SCHOLARSHIP PROGRAM

**GROSS COSTS TO STUDENTS ATTENDING SCHOOL
BY POSTSECONDARY EDUCATION SECTORS**

RHODE ISLAND 12

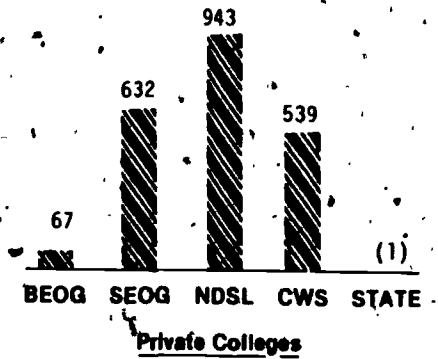
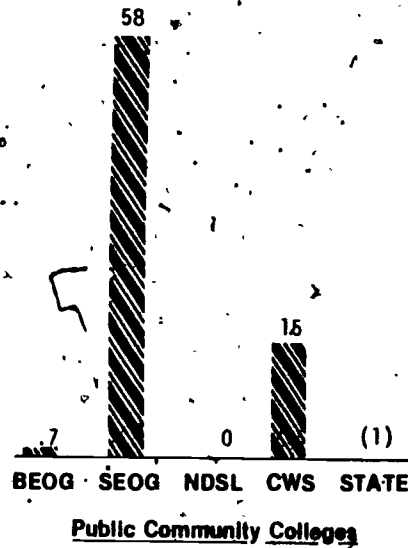
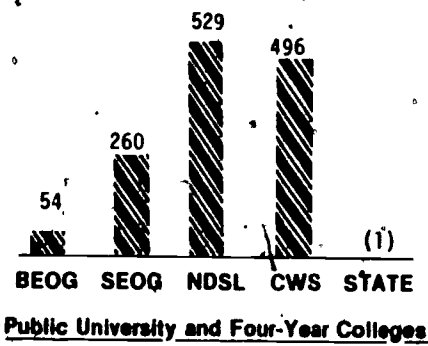
DATA NOT AVAILABLE



LEVELS OF FEDERAL AND STATE PROGRAM FUNDING BY INSTITUTIONAL SECTOR

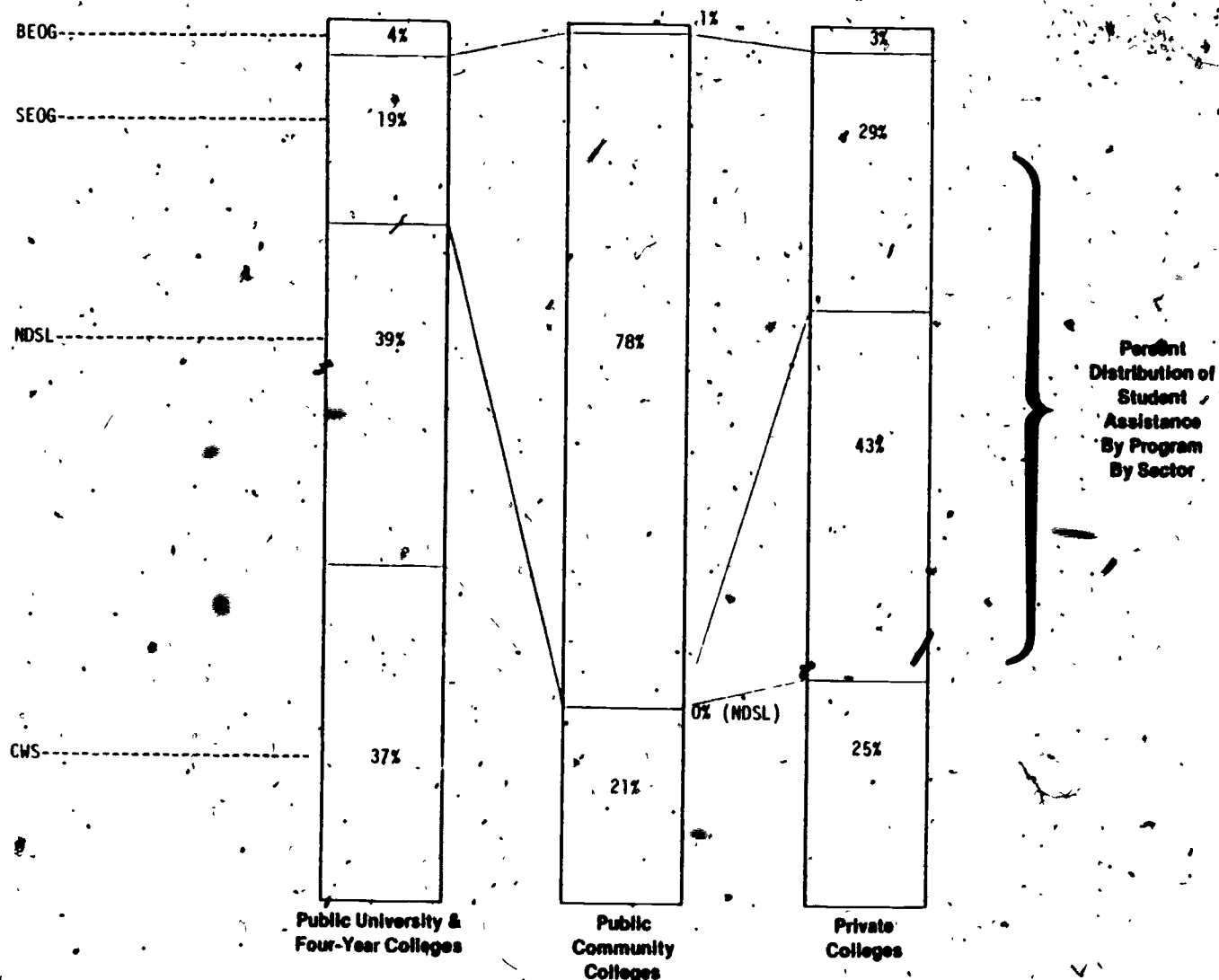
RHODE ISLAND 13

(Figures in thousands)



(1) The data pertaining to state dollars awarded by institutional sector are unavailable.

RELATIVE IMPORTANCE OF FEDERAL AND STATE PROGRAM FUNDING BY SECTOR



The data* pertaining to state dollars awarded by institutional sector are unavailable.

DESCRIPTIONS OF PROGRAM OFFICES AND AGENCIES AND CORRESPONDING PROGRAM RESPONSIBILITIES

SOUTH CAROLINA A1

The Tuition Grants Agency is composed of a director and five staff members. It is governed by the ten-member Tuition Grants Committee made up of eight rotating college presidents and two legislative representatives. The Agency is dependent upon the state legislature for funding.

1. Tuition Grants Program

The Student Loan Corporation is governed by the Student Loan Corporation Board and funded by the sale of state bonds.

1. Federal Insured Student Loan Program

The Commission on Higher Education consists of 17 members; nine appointed at large by the Governor plus the chairman of each of the eight governing boards of public institutions. It is the State coordinating agency for higher education. Seventy percent of the time of one member of the professional staff is spent on administration of student aid programs.

1. State Grants Program
2. Contracts for Services (Southern Regional Education Board)
3. Academic Common Market (Southern Regional Education Board)

Department of Veterans Affairs

1. Free Tuition for Certain Veterans' Children

Department of Health and Environmental Control--governed by the State Department of Health and Environmental Control Board.

1. Medical and Dental Scholarship Program

RELATIONSHIPS OF STATE AGENCIES

SOUTH CAROLINA A2

Tuition Grants Agency. - Governed by a ten-member committee, is dependent upon the state legislature for funding, and operates the Tuition Grant Program.

Student Loan Corporation - Governed by Student Loan Corporation Board and funded by the sale of state bonds and operates State Loan Program (FISL).

Commission on Higher Education - The Commission consists of nine members appointed by the governor and eight ex-officio; it operates three small financial aid programs: State Student Program, Contracts for Services, and Academic Common Market.

Department of Health and Environmental Control - Governed by the State DHEC Board and operates the Medical and Dental Scholarship Program.

Department of Veterans Affairs - No funding or administration at department level--tuition remitted for certain dependents at certain institutions.

400

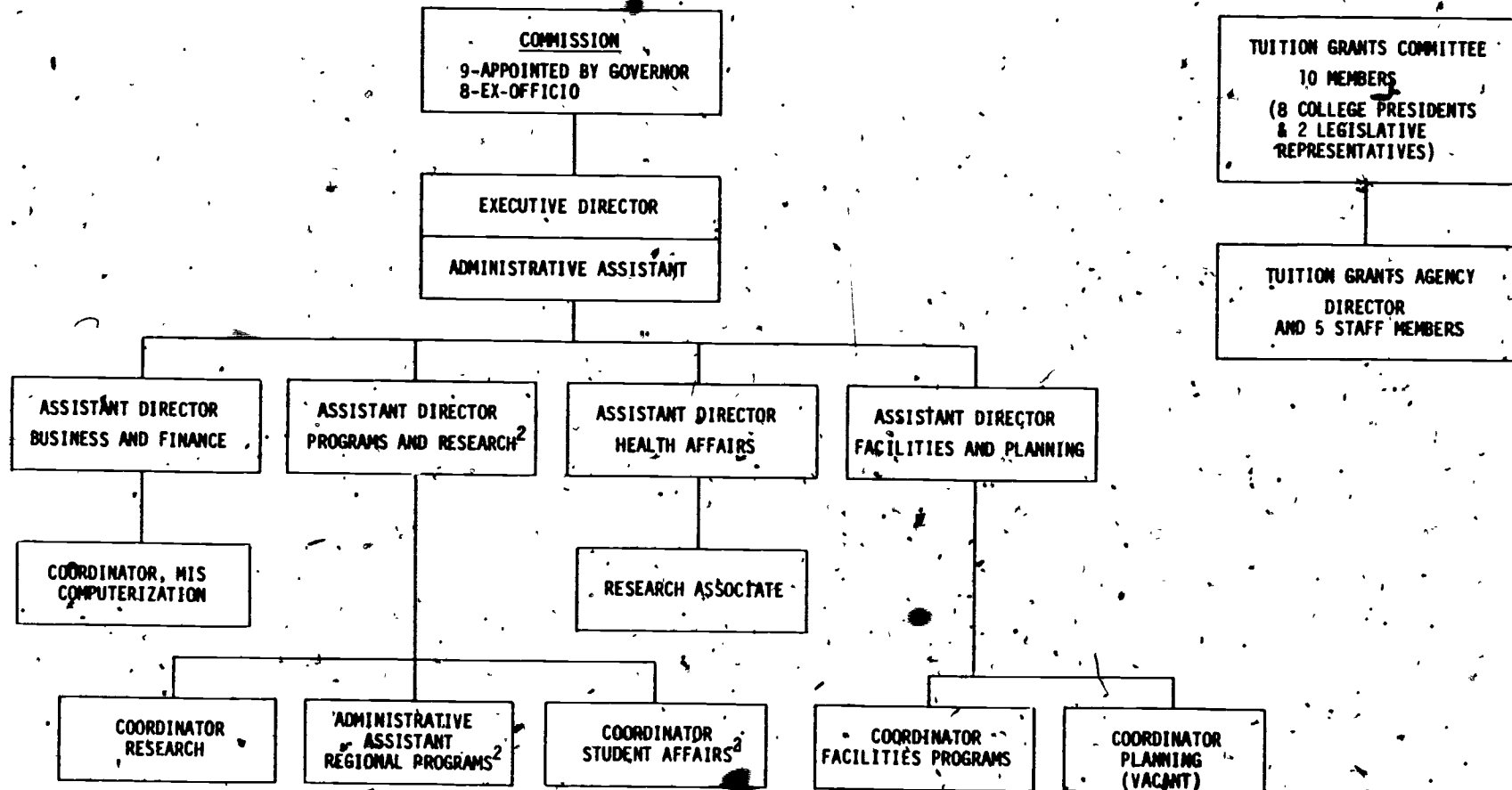
399

STATE AGENCY ORGANIZATION

SOUTH CAROLINA B1

COMMISSION ON HIGHER EDUCATION¹

TUITION GRANTS COMMITTEE^{1,3}



¹ The Commission on Higher Education and the Tuition Grants Committee operate independently of one another.

² The Assistant Director has responsibility, among other duties, for administration of student aid programs.

³ The Tuition Grant Program is the needs-based program for state residents attending independent colleges.

**MANAGEMENT RELATIONSHIPS BETWEEN THE STATE AGENCY
AND OTHER STATE AGENCIES/INSTITUTIONS**

SOUTH CAROLINA B2

<u>WHO ACCOMPLISHES THE FOLLOWING?</u>	<u>STATE PROGRAM OFFICE</u>	<u>INSTITUTIONAL FINANCIAL AID OFFICER</u>	<u>OTHER OFFICERS OR AGENCIES</u>
Processing of Applications			
• Verification of Student Application Information	X	X	
• Identification of Eligible Recipients	X	X	
• Determination of Award Size	X		
• Assignment of Priority to Awards	X		
• Formally Approves Award	X		
Makes Payment to Student (or Credits Student Account)	X	X	
Makes Post-Award Adjustments	X	X	
Initiates the Prosecution of Possible Fraudulent Student Applications	X		
Publicizes Award Availability	X	X	

STATE PROGRAM OFFICE DEFINITIONS FOR SELECTED TERMS

SOUTH CAROLINA 83

<u>DEFINITIONS USED BY STATE PROGRAM OFFICES</u>	<u>STATE DEFINITION SPECIFIED BY</u>	<u>STATE DEFINITION COMMONLY USED BY ALL INSTITUTIONS</u>		<u>STATE DEFINITION CONSISTENT ACROSS ALL STATE PROGRAMS</u>
		<u>PUBLIC</u>	<u>PRIVATE</u>	
Half-Time Student - Six semester hours per term.	Interpretation (Policy Board)	Yes	Yes	Yes
State Resident - 12 months' residency.	Interpretation (Policy Board)	Yes	Yes	Not Applicable
Independent Student - For prior 12 months, has not: 1) lived with parents; 2) been claimed as dependent; 3) received \$600.	Interpretation (Policy Board)	Yes	Yes	Yes
Non-Profit Institution	Interpretation	Not Applicable	Not Applicable	Yes
Satisfactory Academic Progress - For the prior year of college attendance, the student passed a minimal course load.	Interpretation	Not Applicable	Yes	Not Applicable
United States Citizenship	Interpretation	Not Applicable	Not Applicable	Not Applicable

INFORMATION FLOW BETWEEN THE STATE PROGRAM OFFICE AND VARIOUS FEDERAL OFFICES

SOUTH CAROLINA B4

<u>TYPE OF INFORMATION PROVIDED BY STATE STUDENT-AID AGENCY</u>	<u>TYPE OF INFORMATION RECEIVED BY STATE STUDENT-AID AGENCY</u>	<u>PERCEPTION OF ADEQUACY OF INFORMATION FLOW</u>
---	---	---

FEDERAL OFFICES

SSIG Office	Summaries Regulations	Regulations	Adequate
BEOG Office	None	Applications Recipients	Adequate
Regional OE Student-Assistance Office (Campus-Based Programs)	None	Summaries Regulations	Not Applicable
Washington OE Office (Campus-Based Programs)	None	Not Applicable	Adequate
FISL/GSL Office	None	Regulations	Adequate

STATE/INSTITUTIONAL OFFICES

Public Institutions	Summaries	Regulations	Adequate
Private Institutions	Summaries Recipients Applications	Regulations Terminations	Adequate
Governor/Budget Office	Summaries Regulations	Recipients Terminations	Adequate
State Legislature (Including Committee Staffs)	Summaries Regulations	Not Applicable	Adequate

MANAGEMENT STAFFING OF STATE PROGRAM OFFICES

SOUTH CAROLINA B5

<u>MANAGEMENT FUNCTION</u>	<u>PERCENTAGE OF STAFF EFFORT</u>	<u>STAFF ASSISTANCE FROM OTHER AGENCIES</u> <u>COMMENTS</u>
APPLICATIONS PROCESSING (Includes verification of student information, need analysis, award determination, etc.)	65 ¹	
RESPONDING TO REQUESTS FOR INFORMATION (Includes federal requests for information, parent/student inquiries, testimony in hearings, etc.)	15 ¹	
PROGRAM REVIEW (Includes on-site visits to institutions, formal/informal audits, etc.)	5 ¹	
PUBLIC RELATIONS AND INFORMATION DISSEMINATION (Includes parent/student workshops, work on promotional literature, etc.)	5 ¹	
GENERAL ADMINISTRATION (Includes executive personnel, staff training and development, regulations and guidelines, preparation of summary statistics, etc.)	10 ¹	
OTHER MANAGEMENT ACTIVITIES (Includes any special staff activities which do not clearly fall in one of the above categories)		

¹Response is based on a reasonable estimation or approximation.

**STATE AGENCY CALENDAR OF EVENTS FOR NEED-BASED
PROGRAMS FOR 1976-77 SCHOOL YEAR**

SOUTH CAROLINA B6

MONTH/YEAR

EVENTS

OCTOBER 1975 Agency budget presented to governors office or budget bureau

NOVEMBER 1975 Agency makes student-aid applications available

JANUARY 1976 1) Agency Budget presented to legislature
2) Agency completes planning workshops for students or counselors

FEBRUARY-MARCH 1976 BEOG applications information received from federal office

MAY 1976 Deadline for student-aid applications

JULY 1976 1) Legislature appropriates student assistance funds
2) Agency (or institutions) announces award winners

Award changes and adjustments are made on a continuous basis throughout the year

**PROGRAM AND FISCAL CONTROLS OF PROGRAMS
OPERATED BY STATE AGENCY**

SOUTH CAROLINA 87

<u>PROGRAM CONTROLS</u>	<u>CONTROL USED SAMPLE OR TOTAL POPULATION STUDIED</u>	<u>AGENCY/OFFICE UNDERTAKING CONTROLS</u>	<u>SPECIAL ACTIONS COMMENTS</u>
A. <u>Control on Student Application Data Accuracy</u>			
1. Match Against Tax Forms?	Yes, All		
2. Match Against BEOG Applications?	Yes	State Institution/State Institution State State	Contact parents/students Difference reconciled Award recomputed
3. Match Against Institutional Student Records?	Yes, All		
4. Warnings of Prosecution?	Yes		
5. Prosecution?			
B. <u>Controls on Attendance and/or Progress</u>			
1. Check on Enrollment/Initial Attendance?	Yes, All	Institution Institution Institution Institution	
2. Check on Mid-Term Attendance?	Yes, All		
3. Check on Course Completion?	Yes, All		
4. Check on Academic Progress Before Award?	Yes, All		
5. Partial Awards?			
C. <u>Controls on Award Size</u>			
1. Check to Make Sure Other Awards Actually Made?	Yes, All	Institution, State Institution, State State	
2. Match Against BEOG, Campus-Based Award Files?	Yes, All		
3. Re-Check to Ensure Award Adjustments Actually Made?	Yes, Sample		
4. Second Review of Aid Packages?	Yes, All	Institution	
D. <u>Controls on Institutional Student-Aid Operations</u>			
1. Independent Program Audits?	Yes, Sample at all institutions	State	
2. Aid Officer Bonding?			
3. Aid Officer Certification?			
4. Double Signatures on All Fund Transfers?			
E. <u>Controls on Central Administrative Staff Operations</u>			
1. Independent Program Audits?	Yes, All	State	
2. Bonding of Staff Members?			
3. Double Signatures on All Fund Transactions?			

**PROGRAM INFORMATION DISSEMINATION PROCEDURES
USED FOR STATE NEED-BASED PROGRAMS**

SOUTH CAROLINA C1

TYPE OF INFORMATION PROVIDED

<u>INFORMATION PROVIDED THROUGH</u>	<u>APPLICATION FORMS</u>	<u>ELIGIBILITY CONDITIONS</u>	<u>FILING/CLOSING DATES FOR STATE PROGRAMS</u>	<u>INFORMATION ON THE COST OF ATTENDANCE AT VARIOUS TYPES OF INSTITUTIONS</u>	<u>INFORMATION ABOUT APPLYING FOR AID FROM OTHER SOURCES</u>	<u>INFORMATION ON PENALTIES FOR PROVIDING FRAUDULENT DATA</u>
1. High School Counselors	X	X	X	X	X	
2. College Financial-Aid Officers	X	X	X	X	X	X
3. Direct Mailings to Graduating High School Students or Parents						
4. High School Meetings or Workshops	X	X	X	X	X	
5. College Admissions Office	X	X	X	X	X	
6. Newspaper Ads						
7. Radio, Television Ads						
8. Social Service Agencies	X		X			
9. Other (Please Specify)						

DESCRIPTIONS OF STATE-SPONSORED STUDENT ASSISTANCE PROGRAMS

SOUTH CAROLINA D1

South Carolina Tuition Grants Program - A state funded grant program providing awards to needy state residents attending in-state private institutions.

South Carolina Student Loan Program (FISL) - Educational loans to financially assist residents students in meeting their educational costs at in-state and out-of-state schools.

Academic Common Market - A tuition-reciprocity program to share among the fourteen states in the area served by the Southern regional Education Board (SREB), certain post-baccalaureate academic programs at the least possible cost to each of the participating states and at the least possible cost to their residents pursuing those programs outside of their own states. Students are enrolled on an in-state tuition basis. They must demonstrate a scholastic ability to participate in this program.

Contracts for Services - Through the Southern Regional Education Board, contracts with institutions in the region are arranged to provide guaranteed spaces for State residents in certain degree programs not offered in the State. Contracts in Veterinary Medicine, in Optometry and in Occupational Therapy are currently in force. Students are selected by contracting institutions and receive waiver of out-of-state tuition differentials, or reduced tuition in the case of independent institutions.

South Carolina State Grants Program - A grant program to help provide South Carolina residents opportunities to pursue academic programs not offered in South Carolina by furnishing some amount of financial assistance for attendance at out-of-state degree granting institutions.

South Carolina Free Tuition for Certain Veterans' Children - A tuition-remission program to assist dependents of deceased or totally disabled parents (in line of duty of "service-connected death or disability), POWs and MIAs to attend in-state public schools.

South Carolina Medical and Dental Scholarship Program - A conditional loan program to provide medical and dental resident students with loans, repayable by medical practice or dental practice in "shortage" areas in South Carolina. Students must attend accredited medical and dental colleges in the U.S.

417

418

BASIC STATE PROGRAM INFORMATION

SOUTH CAROLINA D2

<u>Programs</u>	<u>Year</u>	<u>Number of Awards</u>	<u>Average Full-Time Award Size</u>	<u>Total Dollars Awarded</u>	<u>Eligible Population</u>
Need-Based					
Grants					
South Carolina Tuition Grants Program	1971-72 1975-76	43 5,784	\$1,162 \$1,272	\$ 50,000 \$7,359,798	Students attending Private Schools
Loans					
South Carolina Student Loan Program (FISL)	1974-75 1975-76	222 1,367	\$ 573 \$ 989	\$ 127,300 \$1,272,308	Resident Students
Non Need-Based					
Academic Common Market ¹	1974-75 1975-76	5 3	Not Applicable Not Applicable		Graduate Students attending Out-of-State Schools
Contracts for Services ²	1970-71 1975-76	51 72		\$ 87,573 \$ 261,500	Students of Veterinary Medicine and Optometry
South Carolina State Grants Program	1970-71 1975-76	281 259	\$ 356 \$ 379	\$ 100,096 \$ 98,119	Students pursuing Degree Programs not offered in South Carolina
South Carolina Free Tuition for Certain Veterans' Children	1974-75 1975-76	320 ³ 410 ³		\$ 160,000 ³ \$ 225,500 ³	Specified Dependents of Veterans/POW/MIA
South Carolina Free Tuition for Children of Certain Public Servants	Unavailable Unavailable				Specified Dependents of Law/Fire Officers, Corrections Officers, Rescue Squad, and Civil Air Patrol Members
South Carolina Medical and Dental Scholarship Program	1974-75 1975-76	19 39	\$5,880 \$6,200	\$ 111,717 \$ 241,800	Medical and Dental Students

- ¹ In the fourteen-state region served by the Southern Regional Education Board, each state which chooses to participate in the Academic Common Market nominates those post-baccalaureate academic programs in its public institutions which it wishes to open to residents of other SREB states at reduced charges. Each participating state then selects from the offerings of the other "Market" participants the program which it chooses for its residents. There are no out-of-state charges to students in the Academic Common Market programs, even though the students do attend institutions outside of their own states.
- ² Contracts for Services are arranged in those areas viewed by the state as desirable for a number of its residents but in which no degree is offered by South Carolina institutions. Currently, the contracts are in Veterinary Medicine and Optometry, but the program is not limited, on a permanent basis, to any particular programs. Demand and availability determine the areas of study in which contracts are arranged. Other areas of study might be added and contracts now in force might be terminated.
- ³ Response is based on a reasonable estimation or approximation.
- ⁴ In-line-of-duty death or total disability of parent(s) makes children eligible for tuition waiver.

STUDENT ELIGIBILITY CRITERIA FOR STATE PROGRAMS

SOUTH CAROLINA E1

<u>Programs</u>	<u>Acceptable Residency Status</u>	<u>Acceptable Attend. Status</u>	<u>Acceptable Student Levels</u>	<u>Special Priority to Cont'g. Awards</u>	<u>Income Limits</u>	<u>Need Limits</u>
<u>Need-Based</u>						
<u>Grants</u>						
South Carolina Tuition Grants Program	Residents attending In-State	Full-Time	All Under-graduates	No	Not Applicable	Not Applicable
<u>Loans</u>						
South Carolina Student Loan Program (FISL)	Residents attending In/Out of State	Full-Time	All	Yes	Unavailable	Unavailable
<u>Non Need-Based</u>						
Academic Common Market	Residents attending Out of State	Full-Time	Graduates	No	Not Applicable	Not Applicable
Contracts for Services	Residents attending Out of State	Full-Time	Graduates	Yes	Not Applicable	Not Applicable
South Carolina State Grants Program	Residents attending Out of State	Full-Time	All	Yes	Not Applicable	Not Applicable
South Carolina Free Tuition for Certain Veterans' Children	Residents attending In-State	Part-Time Half-Time Full-Time	All	No	Not Applicable	Not Applicable
South Carolina Free Tuition for Children of Certain Public Servants	Residents attending In-State	Part-Time Half-Time Full-Time	All	No	Not Applicable	Not Applicable
South Carolina Medical and Dental Scholarship	Residents attending In/Out of State	Full-Time	Graduates	Yes	Not Applicable	Not Applicable

INSTITUTIONAL ELIGIBILITY CRITERIA FOR STATE STUDENT-ASSISTANCE PROGRAMS

SOUTH CAROLINA E2

<u>Programs</u>	<u>University and 4-Year Colleges</u>	<u>Community/ Junior Colleges</u>	<u>Voc./Tech. Schools</u>	<u>Proprietary</u>	<u>Special Types of Institutions</u>
<u>Need-Based</u>					
<u>Grants</u>					
South Carolina Tuition Grants Program	Private	Private	No	No	No
<u>Loans</u>					
South Carolina Student Loan Program (FISL)	Public Private	Public Private	Yes	No	No
<u>Non Need-Based</u>					
Academic Common Market	Public	No	No	No	No
Contracts for Services	No	No	No	No	Yes ¹
South Carolina State Grants Program	Out-of-State Degree-Granting Institutions				
South Carolina Free Tuition for Certain Veterans' Children	Public	Public	Public	No	No
South Carolina Free Tuition for Children of Certain Public Servants	Public	Public	Public	No	No
South Carolina Medical and Dental Scholarship Program	No	No	No	No	Accredited Medical and Dental Schools in United States

¹ Currently, two specific schools of Veterinary Medicine and two specific schools of Optometry.

NEED DETERMINATION CRITERIA FOR STATE PROGRAMS

SOUTH CAROLINA E3

<u>Programs</u>	<u>Program Definition of Need</u>	<u>Is BEOG Application Required?</u>	<u>Expected Family Contribution (EFC) Method</u>	<u>Student Budget Includes What Items?</u>
<u>Need-Based</u>				
<u>Grants</u>				
South Carolina Tuition Grants Program	Need = Cost of Attendance - Family Contribution	Yes	CSS and Loan Tables	Tuition/Fees Room/Board
<u>Loans</u>				
South Carolina Student Loan Program (FISL)	Need = Cost - Family Contribution	No	Not Applicable	General Student Costs

AWARD SIZE DETERMINATION CRITERIA FOR STATE PROGRAMS

SOUTH CAROLINA E4

<u>Programs</u>	<u>Maximum Award Size?</u>	<u>What Award Size Determination Method Is Used?</u>	<u>How Is Award Priority Determined?</u>	<u>Who Ultimately Determines Award Amount?</u>
<u>Need-Based</u>				
<u>Grants</u>				
South Carolina Tuition Grants Program	1975-76: \$1,500 1976-77: \$1,400	The lesser of: 1) Need; 2) Charges for tuition fees; 3) Average per student appropriation at public colleges.	Application cut off dates limits pool of students to be funded.	State
<u>Loans</u>				
South Carolina Student Loan Program (FISL)	\$2,500 - Undergraduates; \$5,000 - Graduates	Evaluation of application and need for assistance.	Unavailable	S.C. Student Loan Corp.
<u>Non Need-Based</u>				
Academic Common Market	Out-of-State Tuition Waiver	Equal to amount of out-of-state tuition charged.	Not Applicable	Not Applicable
Contracts for Services	Not Applicable	No actual awards to individual students--contract prices and amounts of tuition remission (less than "contract" prices) for all students in a particular program at a particular institution are determined by SREB and the institution.	The participating institution, by their decisions on which S.C. applicants to admit and which to designate as beneficiaries of tuition remissions, determine the priority rankings.	SREB in consultation with out-of-state institutions
South Carolina State Grants Program	\$ 500	One-third of cost of tuition/fees or \$500, whichever is the lesser.	First come, first served. Completed applications are processed and approved, if eligibility criteria are met, in the order in which they are received.	State
South Carolina Free Tuition for Certain Veterans' Children	Tuition at Institution Attended ¹	Equals tuition at S.C. public institution attended.	No priority ranking. All qualified applicants receive tuition waiver.	Institution ²

AWARD SIZE DETERMINATION CRITERIA FOR STATE PROGRAMS

SOUTH CAROLINA E4

<u>Programs</u>	<u>Maximum Award Size?</u>	<u>What Award Size Determination Method is Used?</u>	<u>How is Award Priority Determined?</u>	<u>Who Ultimately Determines Award Amount?</u>
South Carolina Free Tuition for Children of Certain Public Servants	Tuition at Institution Attended ¹	Equals tuition at S.C. public institution attended.	No priority ranking. All qualified applicants receive tuition waiver.	Institution ²
South Carolina Medical and Dental Scholarship Program	\$6,200.	All recipients receive same (\$6,200) ³	Board of Department of Health and Environmental Control makes rankings on basis of eligibility criteria (character and willingness to serve in shortage area).	State

¹ Highest tuition at any public institution in South Carolina is currently (1976-77) \$720--was \$660 in 1975-76.

² The Board of each institution sets tuition rates.

³ This was not so in the first year of the program, when some students received less than the maximum; but beginning in 1975-76, the practice adopted was to grant maximum to every recipient.

NUMBER OF NEED-BASED GRANT PROGRAM APPLICANTS

SOUTH CAROLINA

F1

DATA NOT AVAILABLE

INDEPENDENTS	\$0-5,999	\$6,000-8,999	\$9,000-11,999	\$12,000-14,999	\$15,000-19,999	\$20,000- & Over
	DEPENDENTS					

Income Level

431

DATA NOT AVAILABLE

WHITE	BLACK	HISPANIC	AMERICAN INDIAN	ASIAN	OTHER
-------	-------	----------	-----------------	-------	-------

Ethnic Status

DATA NOT AVAILABLE

MEN	WOMEN
-----	-------

Sex

432

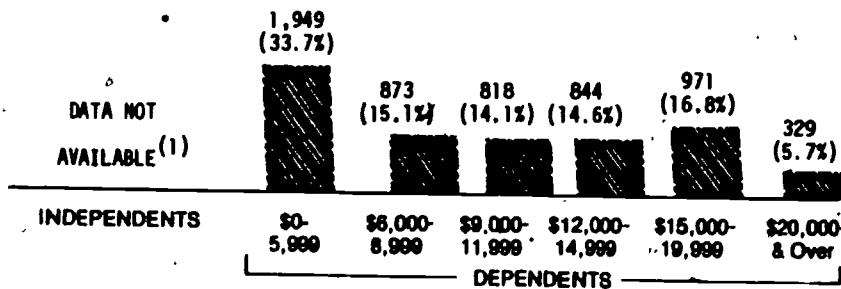
NUMBER OF NEED-BASED GRANT PROGRAM RECIPIENTS AND AVERAGE AWARD SIZE

F2
SOUTH CAROLINA

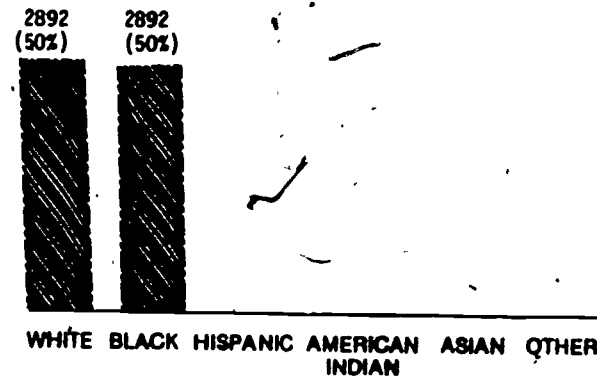
THESE FIGURES FOR THE 1975-76 SCHOOL YEAR PERTAIN TO:
• SOUTH CAROLINA TUITION GRANTS PROGRAM

NUMBER OF RECIPIENTS

Income Level



Ethnic Status



AVERAGE AWARD SIZE

DATA NOT AVAILABLE

Category	\$0-5,999	\$6,000-8,999	\$9,000-11,999	\$12,000-14,999	\$15,000-19,999	\$20,000 & Over
INDEPENDENTS						
DEPENDENTS						

DATA NOT AVAILABLE

Ethnic Status	White	Black	Hispanic	American Indian	Asian	Other

DATA NOT AVAILABLE

Sex	Men	Women

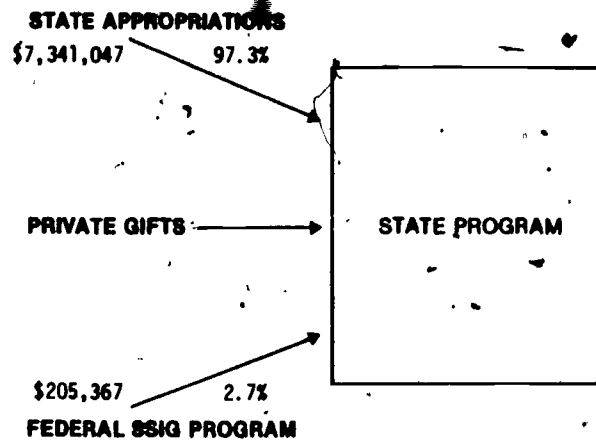
(1) The distribution of awards by student income categories includes awards made to both dependent and independent students. The data available did not distinguish between dependent and independent students.

(2) This response is considered a "best

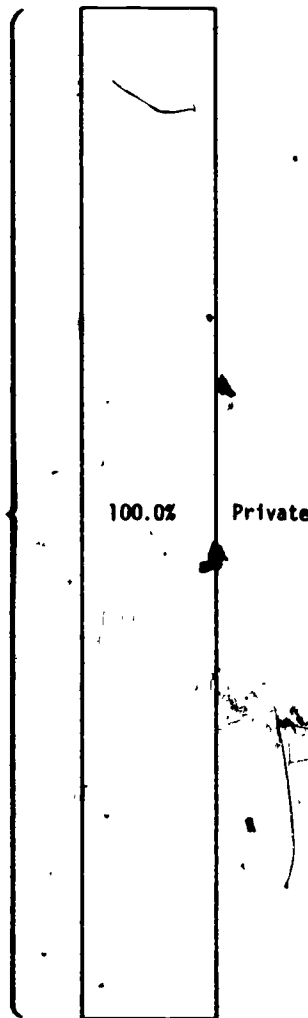
SOURCES AND DISTRIBUTION OF NEED-BASED GRANT PROGRAM FUNDS

SOUTH CAROLINA G1


THESE FIGURES FOR THE 1975-76 SCHOOL YEAR PERTAIN TO:
 ● SOUTH CAROLINA TUITION GRANTS PROGRAM



INSTITUTIONAL SECTORS



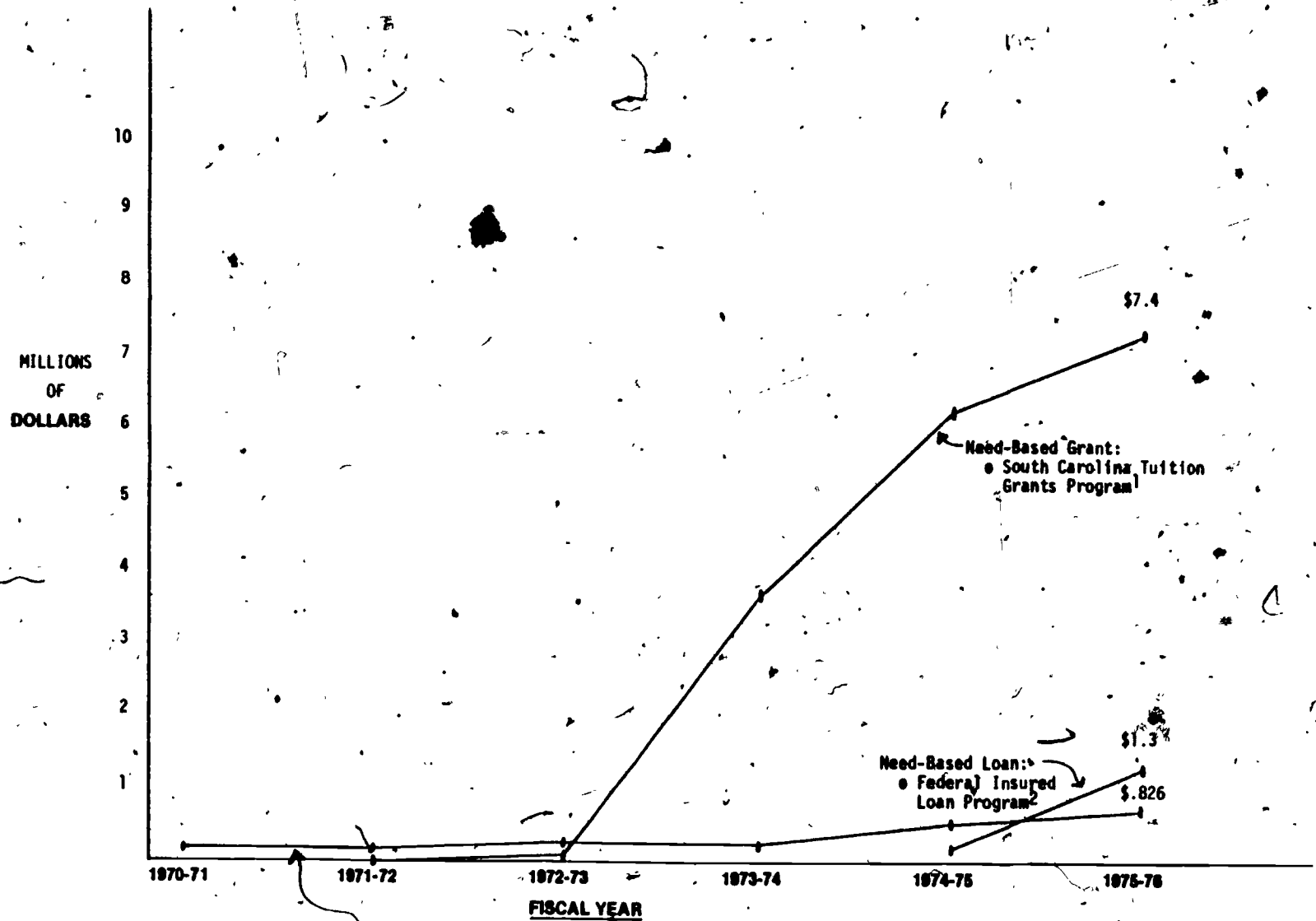
STUDENT INCOME CATEGORIES



The data for the student income categories were taken from the Financial Status and Performance Report for the Reporting Period July 1, 1975, to September 30, 1976, and reflect only the distribution of the federal portion of the total dollars.

HISTORIC STATE EXPENDITURES ON STUDENT-ASSISTANCE PROGRAMS

SOUTH CAROLINA G2



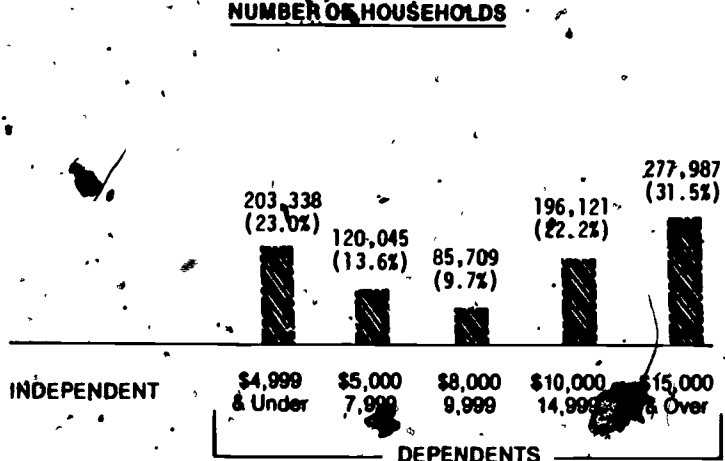
1 1971-73 first year of program.
 2 Spring 1975 first year of program.

Non-Need-Based Programs: ● Contracts for Services ● S.C. Free Tuition for Certain Veteran's Children
 ● S.C. State Grants Program
 ● S.C. Medical and Dental Scholarship Program

STATE POPULATION PROFILE

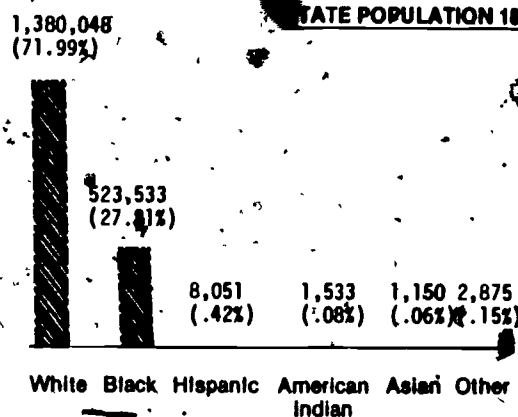
SOUTH CAROLINA H1

NUMBER OF HOUSEHOLDS



Effective Buying Income

STATE POPULATION 18 AND OVER

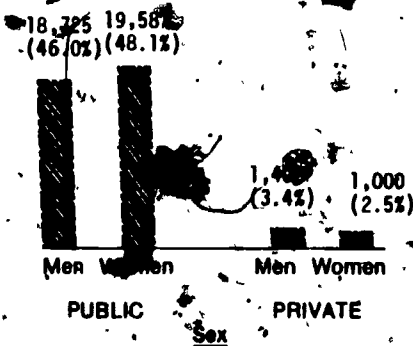


Ethnic Status



Sex

STATE HIGH SCHOOL GRADUATES



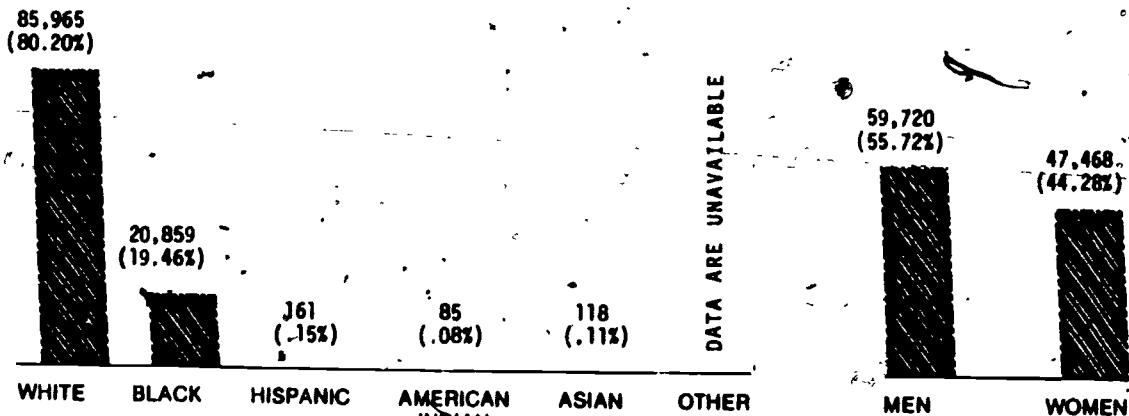
Sex

The high school graduation figures do not include 2,851 persons granted a high school equivalency certificate, nor 3,952 persons graduated from other than regular day school programs.

(c) Sales and Marketing Management 1977 Survey of Buying Power Data Service

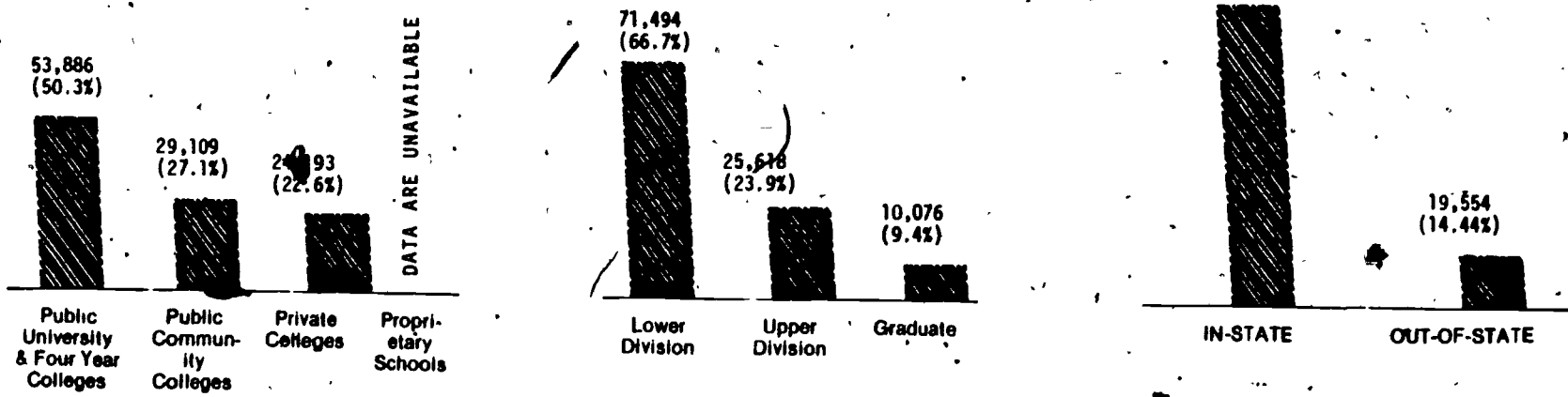
STATE POSTSECONDARY EDUCATION STUDENT ENROLLMENTS

SOUTH CAROLINA H2



Ethnic Status

Sex



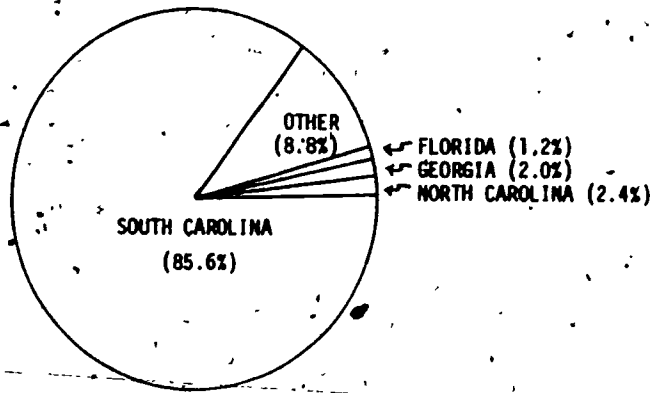
Institutional Sector

Student Level

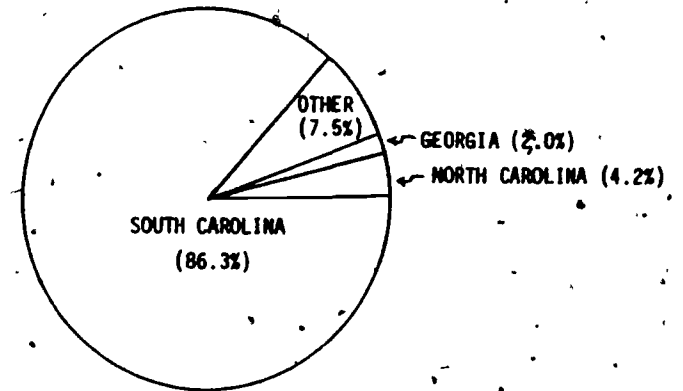
Residency

INTERSTATE MIGRATION OF STUDENTS

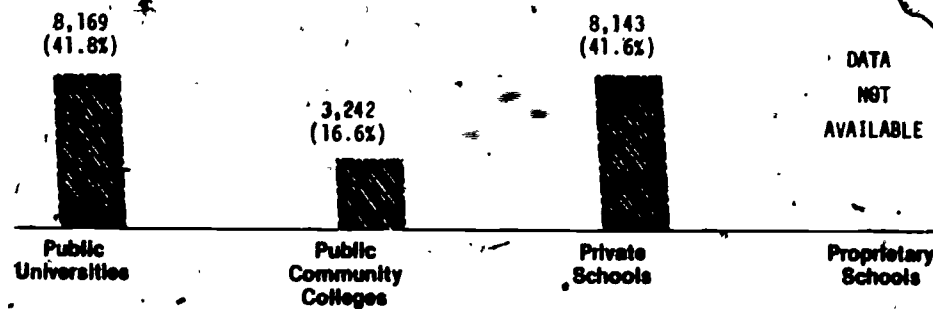
SOUTH CAROLINA H3



RESIDENT AND NON-RESIDENT STUDENTS ATTENDING IN-STATE INSTITUTIONS



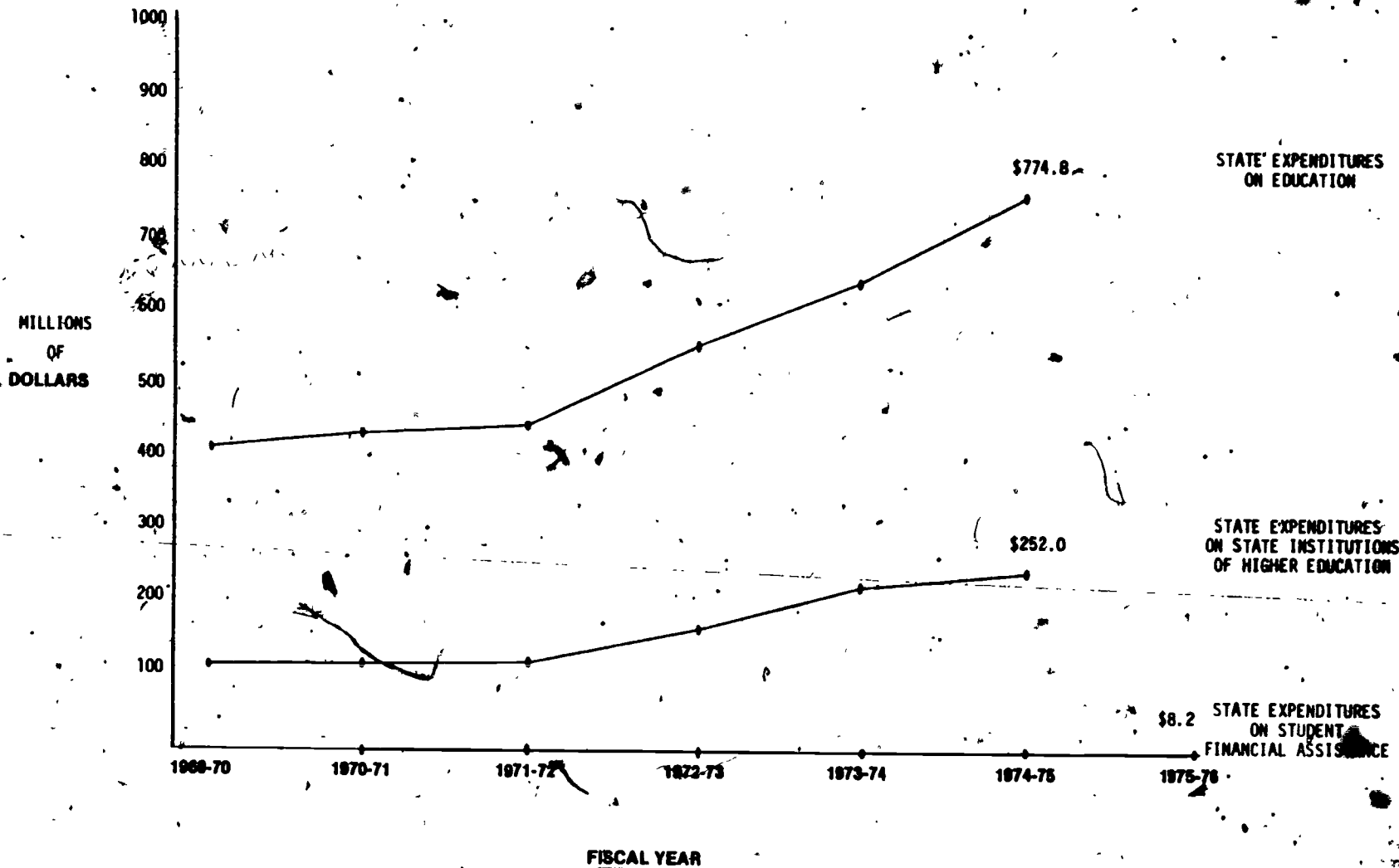
RESIDENT STUDENTS ATTENDING IN-STATE AND OUT-OF-STATE INSTITUTIONS



INSTITUTIONAL SECTOR
(Out-of-State Students in School in-State)

STATE EXPENDITURE ON POSTSECONDARY EDUCATION STUDENT ASSISTANCE

SOUTH CAROLINA



THESE DATA PERTAIN TO:

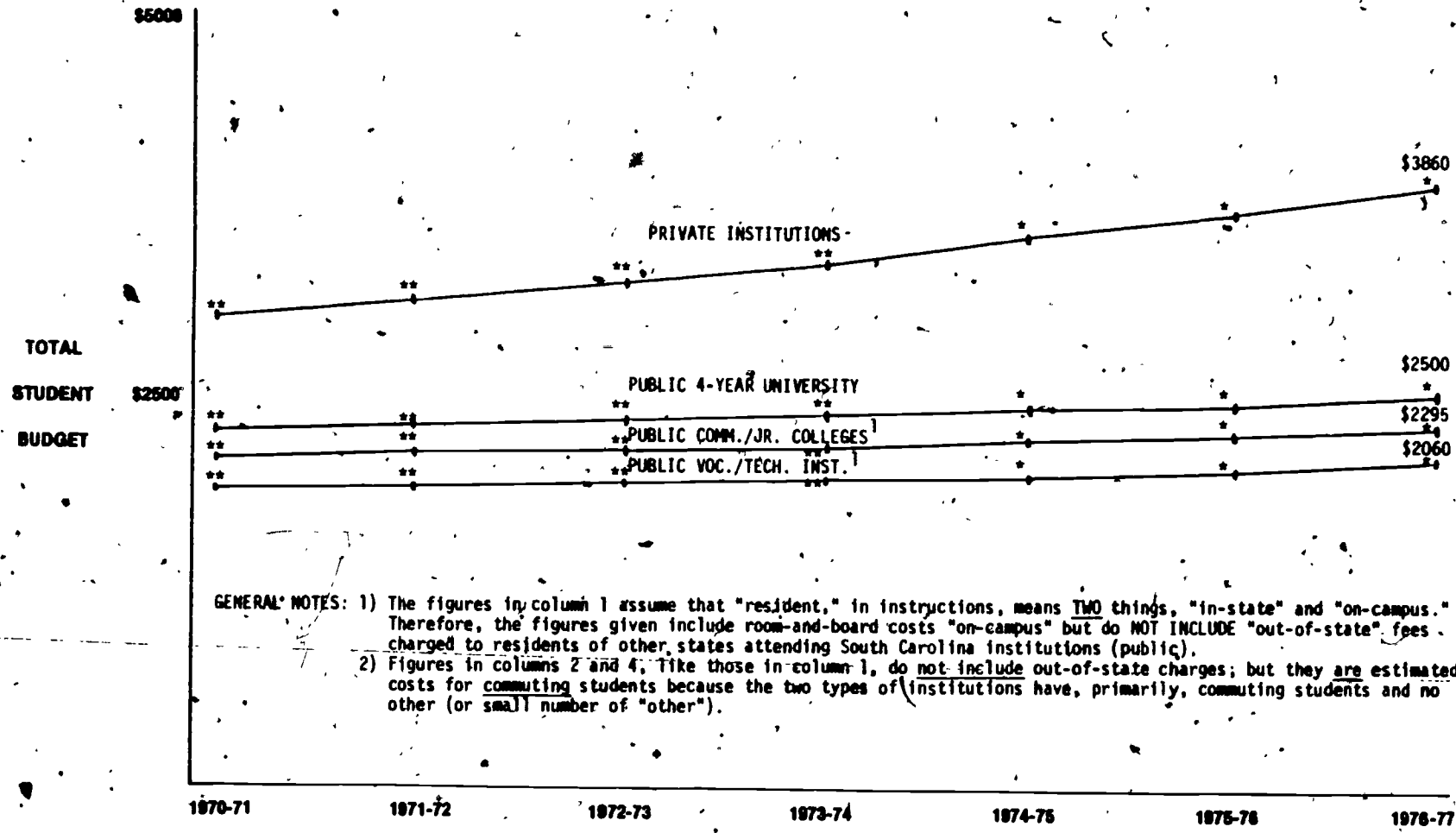
- S.C. TUITION GRANTS PROGRAM
- CONTRACTS FOR SERVICES
- S.C. STATE GRANTS PROGRAM

FISCAL YEAR

- S.C. FREE TUITION FOR CERTAIN VETERANS' CHILDREN
- S.C. MEDICAL AND DENTAL SCHOLARSHIP PROGRAM

GROSS COSTS TO STUDENTS ATTENDING SCHOOL BY POSTSECONDARY EDUCATION SECTORS

SOUTH CAROLINA 12



GENERAL NOTES: 1) The figures in column 1 assume that "resident," in instructions, means TWO things, "in-state" and "on-campus." Therefore, the figures given include room-and-board costs "on-campus" but do NOT INCLUDE "out-of-state" fees charged to residents of other states attending South Carolina institutions (public).
 2) Figures in columns 2 and 4, like those in column 1, do not include out-of-state charges; but they are estimated costs for commuting students because the two types of institutions have, primarily, commuting students and no other (or small number of "other").

*Response is not based on fact, but is reasonably certain. ACADEMIC YEAR
 **Response is based on a reasonable estimation or approximation.

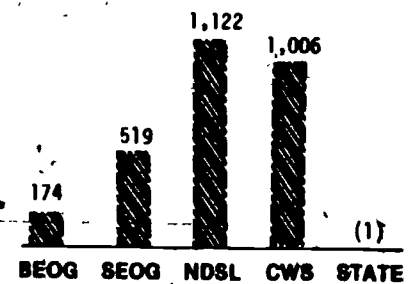
¹ These are "commuting" costs, in spite of instructions. These institutions are "commuter" institutions, basically.

2

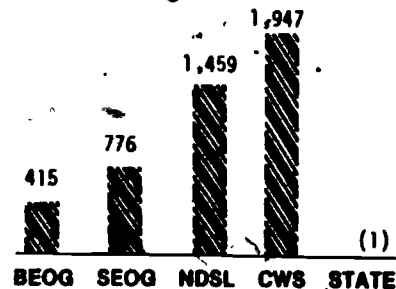
LEVELS OF FEDERAL AND STATE PROGRAM FUNDING BY INSTITUTIONAL SECTOR

SOUTH CAROLINA 13

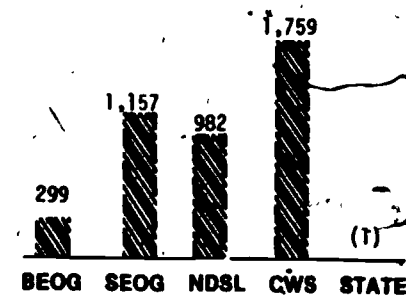
(Figures in thousands)



Public University and Four-Year Colleges



Public Community Colleges

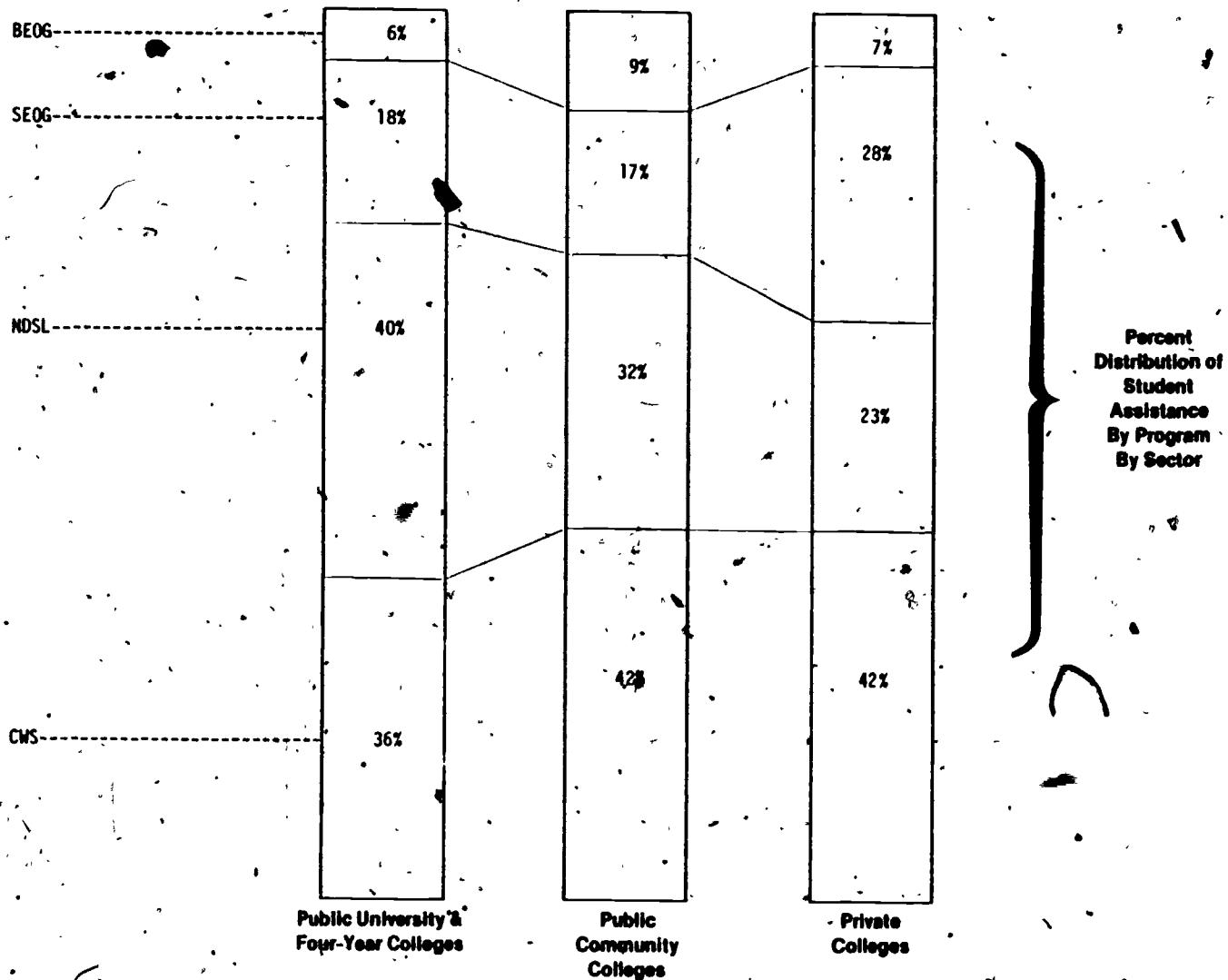


Private Colleges

(1) The data pertaining to state dollars awarded by institutional sector are unavailable.

RELATIVE IMPORTANCE OF FEDERAL AND STATE PROGRAM FUNDING BY SECTOR

SOUTH CAROLINA 14



The data pertaining to state dollars awarded by institutional sector are unavailable.

2
**DESCRIPTIONS OF PROGRAM OFFICES AND AGENCIES AND
CORRESPONDING PROGRAM RESPONSIBILITIES**

SOUTH DAKOTA A1

Department of Education and Cultural Affairs

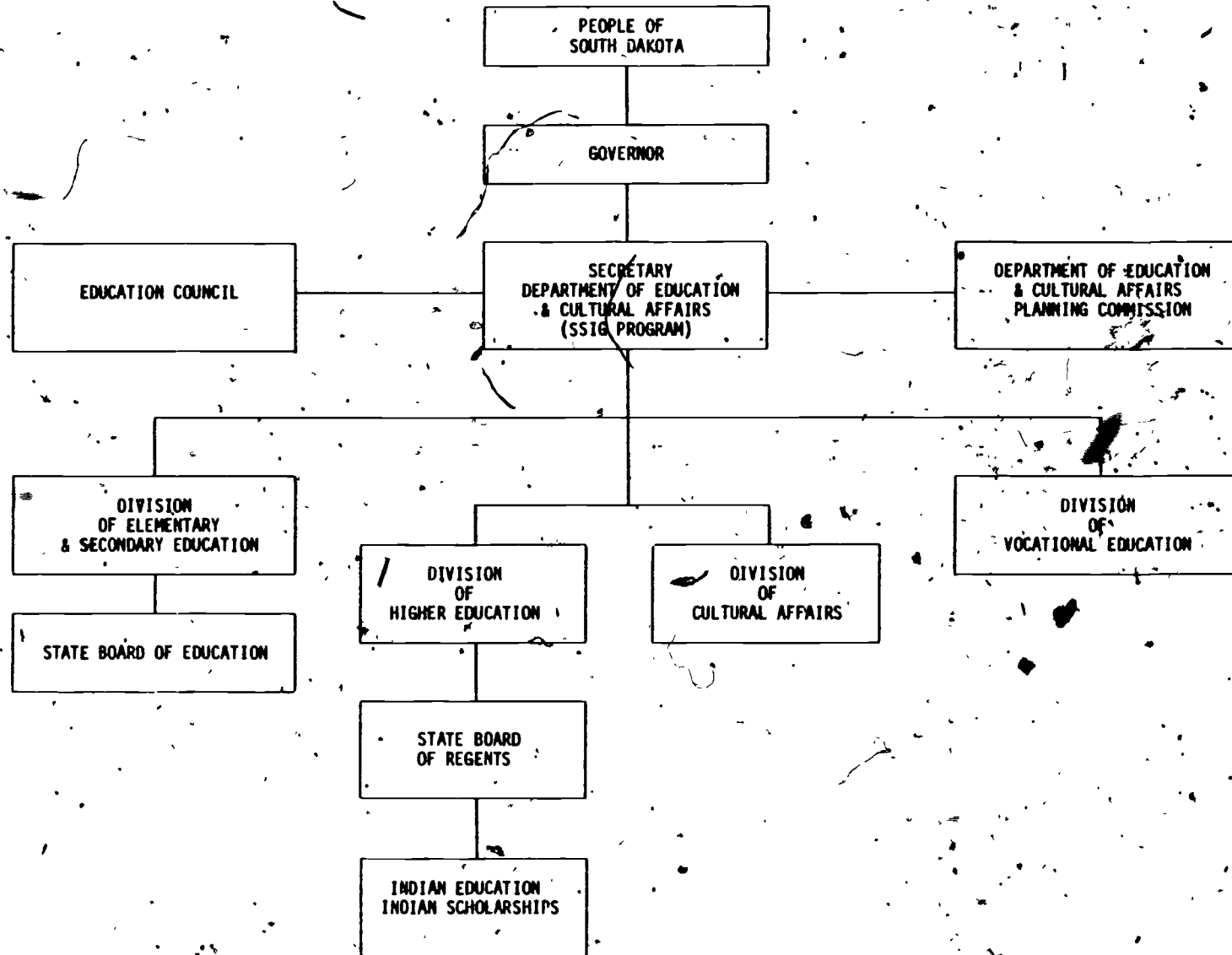
1. State Student Incentive Grants

Board of Regents

1. Health Professions Loan Program

RELATIONSHIPS OF STATE AGENCIES

SOUTH DAKOTA



STATE AGENCY ORGANIZATION

SOUTH DAKOTA B1.

NO DETAILED INTERAGENCY RESPONSIBILITIES GIVEN

457

458

**MANAGEMENT RELATIONSHIPS BETWEEN THE STATE AGENCY
AND OTHER STATE AGENCIES/INSTITUTIONS**

SOUTH DAKOTA B2

<u>WHO ACCOMPLISHES THE FOLLOWING?</u>	<u>STATE PROGRAM OFFICE</u>	<u>INSTITUTIONAL FINANCIAL AID OFFICER</u>	<u>OTHER OFFICES OR AGENCIES</u>
Process of Applications			
• Verification of Student Application Information	X		
• Identification of Eligible Recipients	X		
• Determination of Award Size	X		
• Assignment of Priority to Awards	X		
• Formally Approves Award	X		
Makes Payment to Student (or Credits Student Account)	X		
Makes Post-Award Adjustments	X		
Initiates the Prosecution of Possible Fraudulent Student applications	X		
Publicizes Award Availability	X		

459

460

STATE PROGRAM OFFICE DEFINITIONS FOR SELECTED TERMS

SOUTH DAKOTA B3

**DEFINITIONS USED BY
STATE PROGRAM OFFICES**

**STATE DEFINITION
SPECIFIED BY**

**STATE DEFINITION COMMONLY
USED BY ALL INSTITUTIONS**

**STATE DEFINITION CONSISTENT
ACROSS ALL STATE PROGRAMS**

PUBLIC

PRIVATE

INFORMATION NOT PROVIDED

461

462

INFORMATION FLOW BETWEEN THE STATE PROGRAM OFFICE AND VARIOUS FEDERAL OFFICES

SOUTH DAKOTA B4

<u>FEDERAL OFFICES</u>	<u>TYPE OF INFORMATION PROVIDED BY STATE STUDENT-AID AGENCY</u>	<u>TYPE OF INFORMATION RECEIVED BY STATE STUDENT-AID AGENCY</u>	<u>PERCEPTION OF ADEQUACY OF INFORMATION FLOW</u>
SSIG Office	Summaries Recipients Applications	Regulations Terminations	Regulations Adequate
BEOG Office	Not Applicable	Applications Regulations	Adequate
Regional OE Student-Assistance Office (Campus-Based Programs)	Not Applicable	Not Applicable	Not Applicable
Washington OE Office (Campus-Based Programs)	Not Applicable	Not Applicable	Not Applicable
FISL/GSL Office	Not Applicable	Not Applicable	Not Applicable
 <u>STATE/INSTITUTIONAL OFFICES</u>			
Public Institutions	Recipients Applications	Regulations Terminations	Terminations Adequate
Private Institutions	Recipients Applications	Regulations Terminations	Terminations Adequate
Governor/Budget Office	Recipients Applications	Regulations Terminations	Terminations Adequate
State Legislature (Including Committee Staffs)			

MANAGEMENT STAFFING OF STATE PROGRAM OFFICES

SOUTH DAKOTA B5

MANAGEMENT FUNCTION

PERCENTAGE OF STAFF EFFORT

STAFF ASSISTANCE FROM OTHER AGENCIES COMMENTS

APPLICATIONS PROCESSING

(Includes verification of student information, need analysis, award determination, etc.)

RESPONDING TO REQUESTS FOR INFORMATION

(Includes federal requests for information, parent/student inquiries, testimony in hearings, etc.)

PROGRAM REVIEW

(Includes on-site visits to institutions, formal/informal audits, etc.)

PUBLIC RELATIONS AND INFORMATION DISSEMINATION

(Includes parent/student workshops, work on promotional literature, etc.)

GENERAL ADMINISTRATION

(Includes executive personnel, staff training and development, regulations and guidelines, preparation of summary statistics, etc.)

OTHER MANAGEMENT ACTIVITIES

(Includes any special staff activities which do not clearly fall in one of the above categories)

INAPPROPRIATE INFORMATION PROVIDED

**STATE AGENCY CALENDAR OF EVENTS FOR NEED-BASED
PROGRAMS FOR 1976-77 SCHOOL YEAR**

SOUTH DAKOTA

88

MONTH/YEAR

EVENTS

NOVEMBER 1975 Agency budget presented to governors office or budget bureau

JANUARY 1976 1) Agency budget presented to legislature
2) Agency makes student-aid applications available

ONGOING Agency completes planning workshops for students or counselors

MARCH 1976 Legislature appropriates student assistance funds

APRIL 1976 Deadline for student-aid applications

JULY 1976 Agency (or institutions) announces award winners

AUGUST 1976 Last date at which award changes and adjustments are made

Data printout

JUNE 1977 BEOG applications information received from federal office

467

463

**PROGRAM AND FISCAL CONTROLS OF PROGRAMS
OPERATED BY STATE AGENCY**

SOUTH DAKOTA B7

<u>PROGRAM CONTROLS</u>	<u>CONTROL USED SAMPLE OR TOTAL POPULATION STUDIED</u>	<u>AGENCY/OFFICE UNDERTAKING CONTROLS</u>	<u>SPECIAL ACTIONS COMMENTS</u>
<p>A. <u>Control on Student Application Data Accuracy</u> 1. Match Against Tax Forms? 2. Match Against BEOG Applications? 3. Match Against Institutional Student Records? 4. Warnings of Prosecution? 5. Prosecution?</p>	Yes	State	
<p>B. <u>Controls on Attendance and/or Progress</u> 1. Check on Enrollment/Initial Attendance? 2. Check on Mid-Term Attendance? 3. Check on Course Completion? 4. Check on Academic Progress Before Award? 5. Partial Awards?</p>	Yes Yes	State State	
<p>C. <u>Controls on Award Size</u> 1. Check to Make Sure Other Awards Actually Made? 2. Match Against BEOG, Campus-Based Award Files? 3. Re-Check to Ensure Award Adjustments Actually Made? 4. Second Review of Aid Packages?</p>			
<p>D. <u>Controls on Institutional Student-Aid Operations</u> 1. Independent Program Audits? 2. Aid Officer Bonding? 3. Aid Officer Certification? 4. Double Signatures on All Fund Transfers?</p>	Yes	State	
<p>E. <u>Controls on Central Administrative Staff Operations</u> 1. Independent Program Audits? 2. Bonding of Staff Members? 3. Double Signatures on All Fund Transactions?</p>	Yes	State	

468

470

PROGRAM INFORMATION DISSEMINATION PROCEDURES USED FOR STATE NEED-BASED PROGRAMS

SOUTH DAKOTA C1

TYPE OF INFORMATION PROVIDED

<u>INFORMATION PROVIDED THROUGH</u>	<u>APPLICATION FORMS</u>	<u>ELIGIBILITY CONDITIONS</u>	<u>FILING/CLOSING DATES FOR STATE PROGRAMS</u>	<u>INFORMATION ON THE COST OF ATTENDANCE AT VARIOUS TYPES OF INSTITUTIONS</u>	<u>INFORMATION ABOUT APPLYING FOR AID FROM OTHER SOURCES</u>	<u>INFORMATION ON PENALTIES FOR PROVIDING FRAUDULENT DATA</u>
1. High School Counselors	X	X	X		X	X
2. College Financial-Aid Officers	X	X	X	X	X	X
3. Direct Mailings to Graduating High School Students or Parents						
4. High School Meetings or Workshops						
5. College Admissions Office						
6. Newspaper Ads						
7. Radio, Television Ads						
8. Social Service Agencies						
9. Other (Please Specify)						

DESCRIPTIONS OF STATE-SPONSORED STUDENT ASSISTANCE PROGRAMS

SOUTH DAKOTA D1

State Student Incentive Grant (Department of Education and Cultural Affairs) - A need-based grant program to assist low-income students in enrollment fees and as an incentive to attend an in-state institution of their choice.

State Indian Scholarship Fund - A need-based grant program for native Americans who are residents of South Dakota and enrolled in in-state schools.

South Dakota Health Professions Loan Program (Board of Regents) - A need-based loan program to encourage South Dakota students in the health professions to attend public and private post-graduate professional out-of-state institutions and return to South Dakota to practice.

BASIC STATE PROGRAM INFORMATION

SOUTH DAKOTA D2

<u>Programs</u>	<u>Year</u>	<u>Number of</u> <u>Grants</u>	<u>Average</u> <u>Full-Time</u> <u>Award</u> <u>Size</u>	<u>Total</u> <u>Dollars</u> <u>Awarded</u>	<u>Eligible Population</u>
<u>Need-Based</u>					
<u>Grants</u>					
State Student Incentive Grant	1974-75	329	\$ 200	\$ 66,742	Low Income Students
	1975-76	1,111	\$ 200	\$222,200	
State Indian Scholarship Fund	1973-74	Not	Not Given	\$ 51,000	Native Americans
	1975-76	Given	\$ 375	\$ 21,000	
<u>Loans</u>					
South Dakota Health Professions Loan Program	1970-71	277	\$1,356	\$104,240	S.D. Students at Out-of-State Professional Schools
	1975-76	120	\$2,666	\$320,000	

STUDENT ELIGIBILITY CRITERIA FOR STATE PROGRAMS


SOUTH DAKOTA E1

<u>Programs</u>	<u>Acceptable Residency Status</u>	<u>Acceptable Attend. Status</u>	<u>Acceptable Student Levels</u>	<u>Special Priority to Cont'g. Awards</u>	<u>Income Limits</u>	<u>Need Limits</u>
<u>Need-Based</u>						
<u>Grants</u>						
State Student Incentive Grant	Residents attending In-State	Full-Time	All Under-graduates	No	Not Applicable	Not Applicable
State Indian Scholarship Fund	Residents attending In-State	Not Given	All Under-graduates	No	Not Given	Not Given
<u>Loans</u>						
South Dakota Health Professions Loan Program	Residents attending Out-of-State Schools	Full-Time	Graduates	Yes	Not Given	Not Given

INSTITUTIONAL ELIGIBILITY CRITERIA FOR STATE STUDENT-ASSISTANCE PROGRAMS

SOUTH DAKOTA E2

<u>Programs</u>	<u>University and 4-Year Colleges</u>	<u>Community/ Junior Colleges</u>	<u>Voc./Tech. Schools</u>	<u>Proprietary</u>	<u>Special Types of Institutions</u>
<u>Need-Based</u>					
<u>Grants</u>					
State Student Incentive Grant	Public Private	Public	Public	Yes	Indian Colleges
State Indian Scholarship Fund	Public Private	Public	Public	Yes	Indian Colleges
<u>Loans</u>					
South Dakota Health Professions Loan Program	No	No	No	No	Public and Private Post-Graduate Professional Institutions



25



NEED DETERMINATION CRITERIA FOR STATE PROGRAMS

SOUTH DAKOTA E3

<u>Programs</u>	<u>Program Definition of Need</u>	<u>Is BEOG Application Required?</u>	<u>Expected Family Contribution (EFC) Method</u>	<u>Student Budget Includes What Items?</u>
<u>Need-Based</u>				
<u>Grants</u>				
State Student Incentive Grant	BEOG eligibility index, starting at zero and working up as far as the money goes	Yes	BEOG	Part of the Financial Package
State Indian Scholarship Fund	Information Not Given	No	Not Given	Part of the Financial Package
<u>Loan</u>				
South Dakota Health Professions Loan Program	Information Not Given-----			Tuition/Fees Books General Student Costs

AWARD SIZE DETERMINATION CRITERIA FOR STATE PROGRAMS

SOUTH DAKOTA E4

<u>Programs</u>	<u>Maximum Award Size?</u>	<u>What Award Size Determination Method Is Used?</u>	<u>How Is Award Priority Determined?</u>	<u>Who Ultimately Determines Award Amount?</u>
<u>Need-Based</u>				
<u>Grants</u>				
State Student Incentive Grant	\$280	BEOG Eligibility Index	Not Applicable	State
State Indian Scholarship Fund	Information not given-----			
<u>Loans</u>				
South Dakota Health Professions Loan Program	\$3,000/Year	Awards based on need, educational level, total number of applicants, and total appropriation.	Recipients ranked by need and educational level.	Health Professions Loan Advisory Board

NUMBER OF NEED-BASED GRANT PROGRAM APPLICANTS

SOUTH DAKOTA FY

DATA NOT AVAILABLE

	\$0-5,999	\$6,000-8,999	\$9,000-11,999	\$12,000-14,999	\$15,000-19,999	\$20,000 & Over
INDEPENDENTS						
DEPENDENTS						

Income Level

DATA NOT AVAILABLE

DATA NOT AVAILABLE

WHITE	BLACK	HISPANIC	AMERICAN INDIAN	ASIAN	OTHER

Ethnic Status

MEN WOMEN

Sex

NUMBER OF NEED-BASED GRANT PROGRAM RECIPIENTS AND AVERAGE AWARD SIZE

F2
SOUTH DAKOTA

NUMBER OF RECIPIENTS

Income Level

Ethnic Status

Sex

DATA NOT APPLICABLE

DATA NOT APPLICABLE

DATA NOT APPLICABLE

INDEPENDENTS	\$0-	\$6,000-	\$9,000-	\$12,000-	\$15,000-	\$20,000-
	5,999	8,999	11,999	14,999	19,999	& Over
DEPENDENTS						

WHITE	BLACK	HISPANIC	AMERICAN INDIAN	ASIAN	OTHER
-------	-------	----------	-----------------	-------	-------

MEN	WOMEN
-----	-------

AVERAGE AWARD SIZE

DATA NOT APPLICABLE

DATA NOT APPLICABLE

DATA NOT APPLICABLE

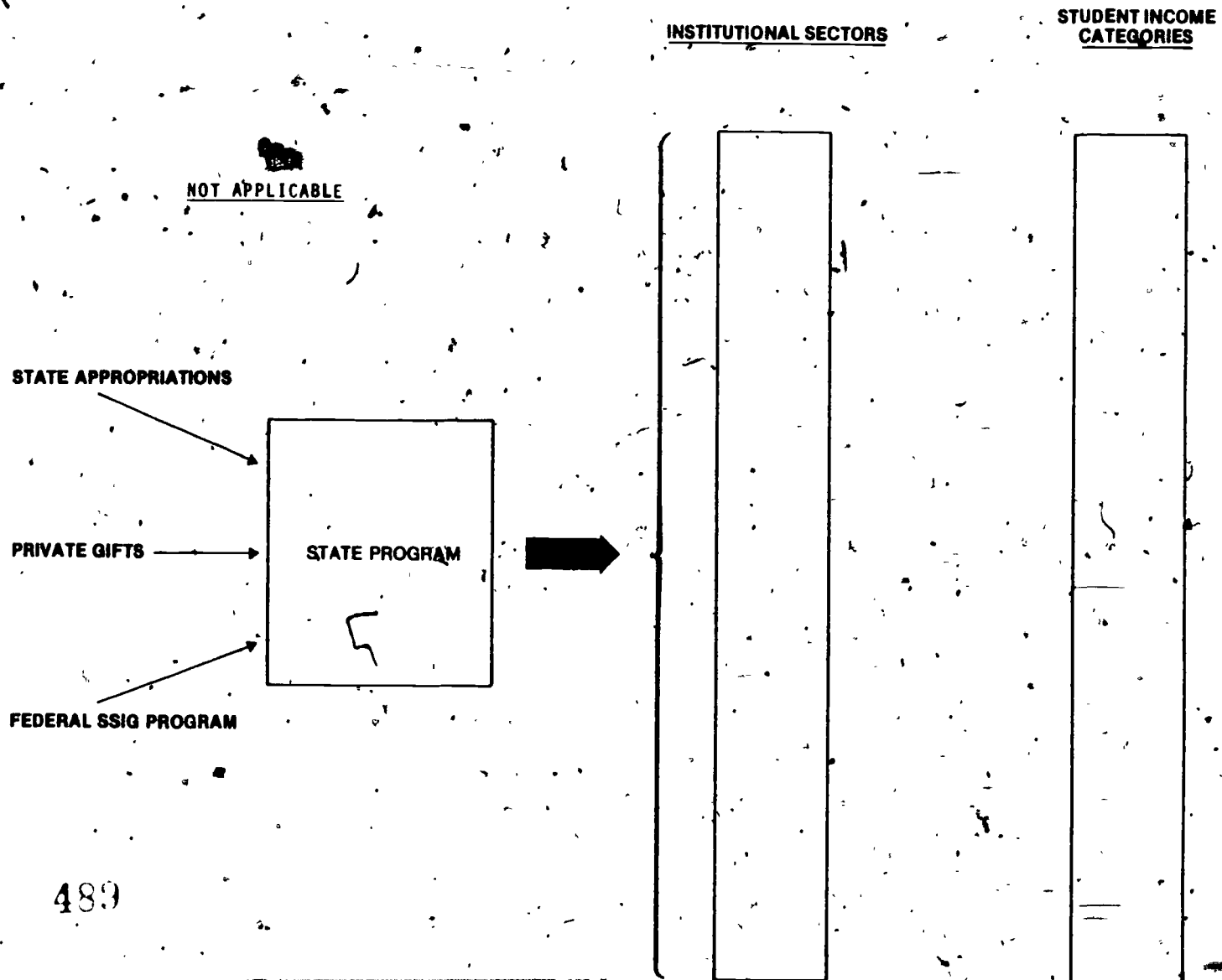
INDEPENDENTS	\$0-	\$6,000-	\$9,000-	\$12,000-	\$15,000-	\$20,000-
	5,999	8,999	11,999	14,999	19,999	& Over
DEPENDENTS						

WHITE	BLACK	HISPANIC	AMERICAN INDIAN	ASIAN	OTHER
-------	-------	----------	-----------------	-------	-------

MEN	WOMEN
-----	-------

**SOURCES AND DISTRIBUTION OF
NEED-BASED GRANT PROGRAM FUNDS**

SOUTH DAKOTA G1

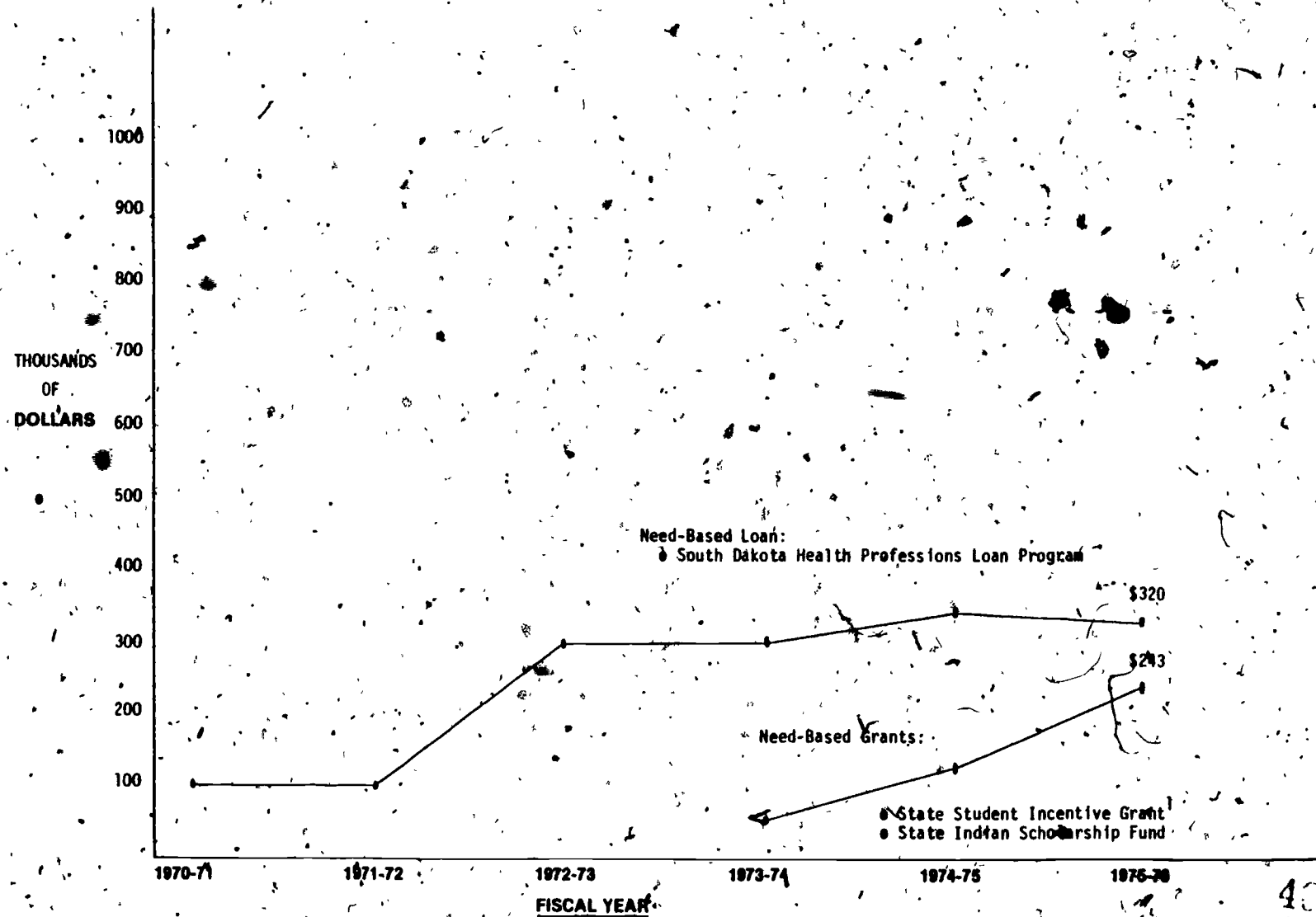


489

490

HISTORIC STATE EXPENDITURES ON STUDENT-ASSISTANCE PROGRAMS

SOUTH DAKOTA G2

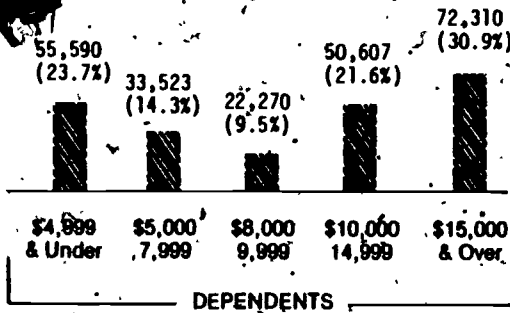


1974-75 first year of program.

STATE POPULATION PROFILE

SOUTH DAKOTA H1


NUMBER OF HOUSEHOLDS



Effective Buying Income

448,176
(95.56%)

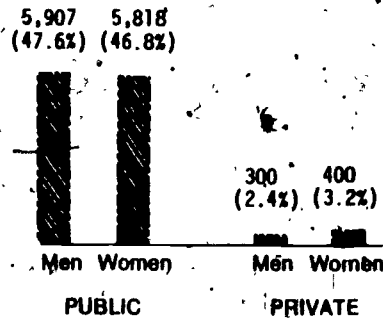
STATE POPULATION 18 AND OVER



Ethnic Status

Sex

STATE HIGH SCHOOL GRADUATES



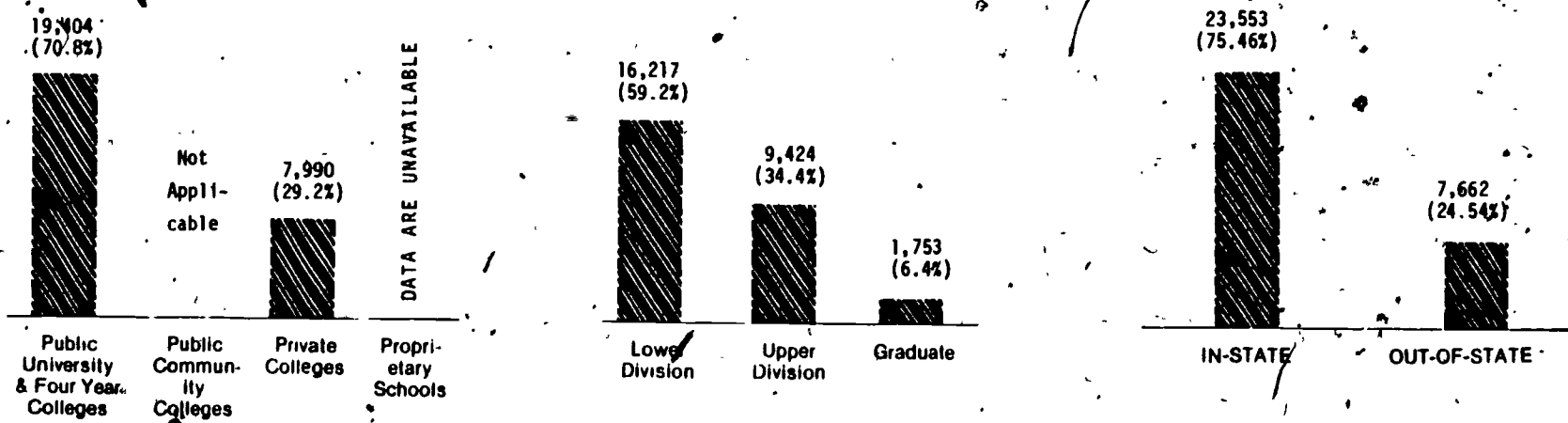
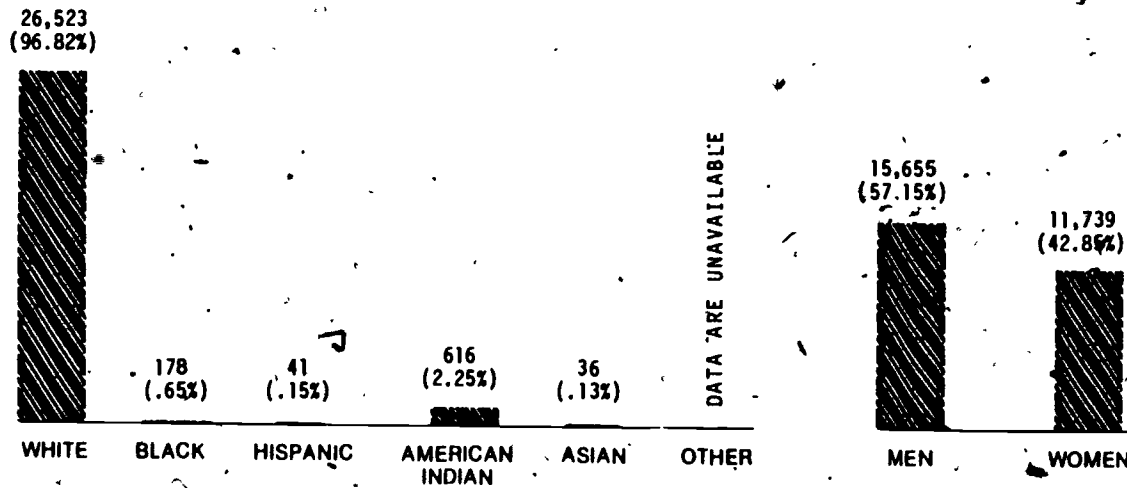
Sex

The high school graduation figures do not include 1,563 persons granted a high school equivalency certificate.

(c) Sales and Marketing Management 1977 Survey of Buying Power Data Service

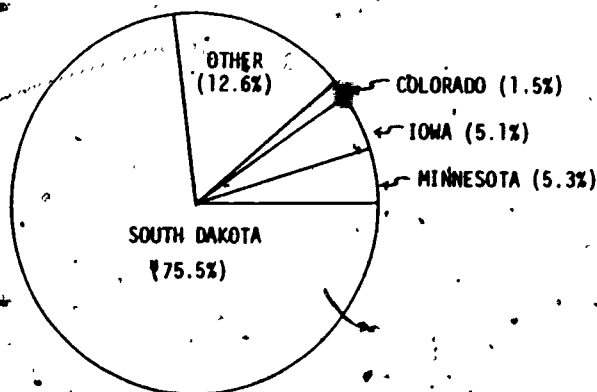
STATE POSTSECONDARY EDUCATION STUDENT ENROLLMENTS

SOUTH DAKOTA H2

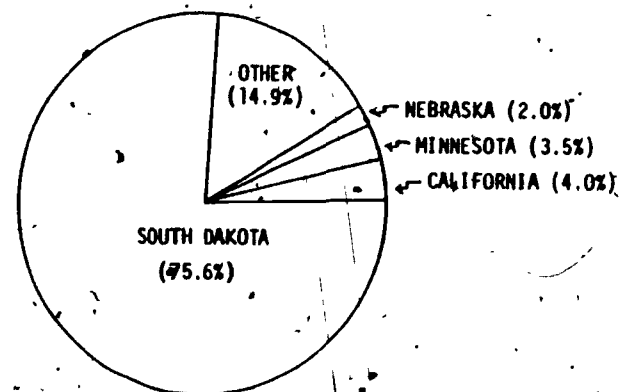


INTERSTATE MIGRATION OF STUDENTS

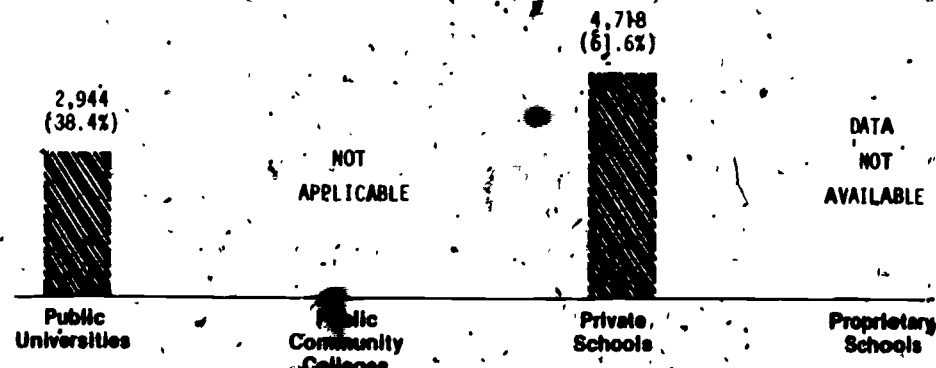
SOUTH DAKOTA H3



RESIDENT AND NON-RESIDENT STUDENTS ATTENDING IN-STATE INSTITUTIONS



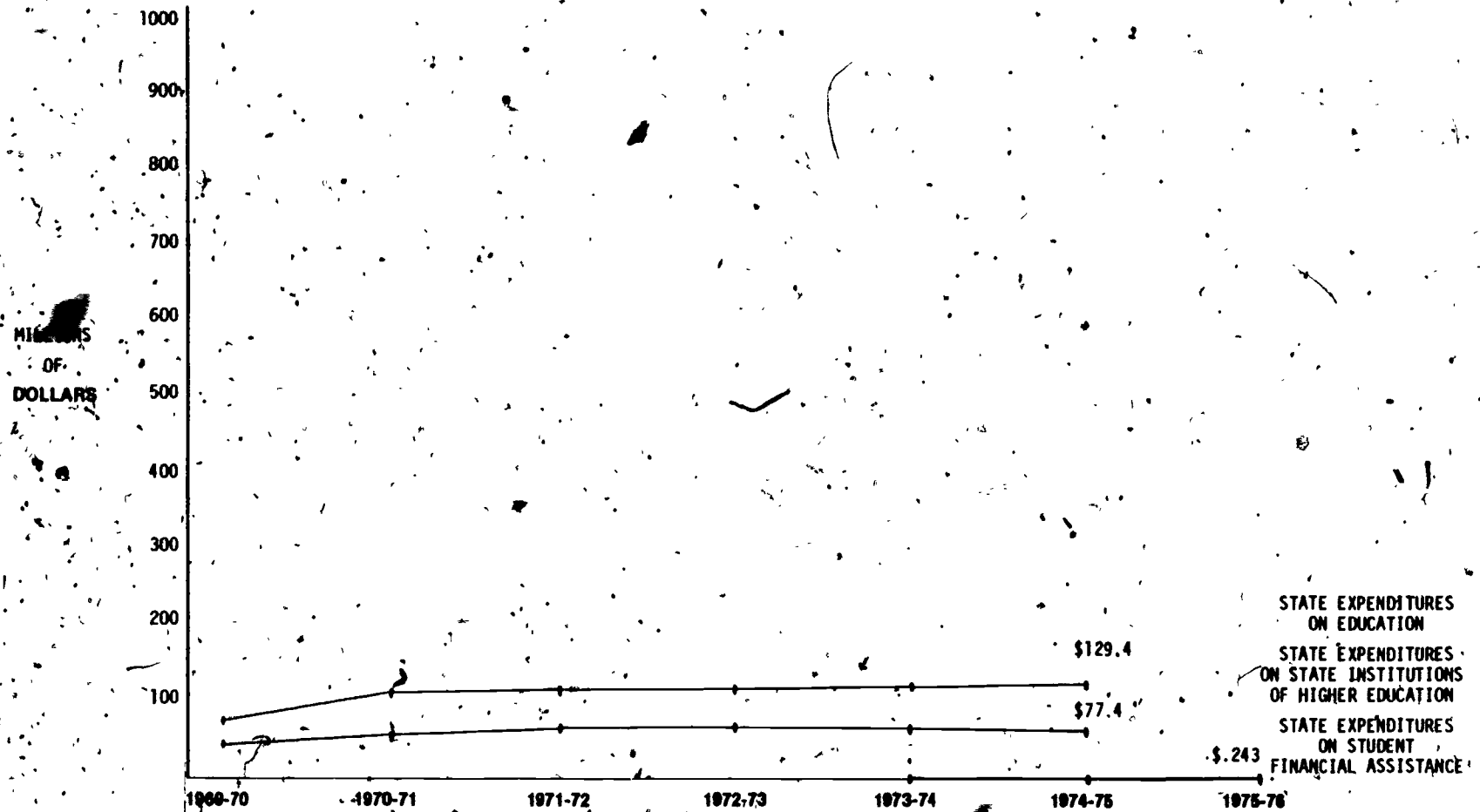
RESIDENT STUDENTS ATTENDING IN-STATE AND OUT-OF-STATE INSTITUTIONS



INSTITUTIONAL SECTOR (Out-of-State Students in School in State)

STATE EXPENDITURE ON POSTSECONDARY EDUCATION STUDENT ASSISTANCE

SOUTH DAKOTA 11



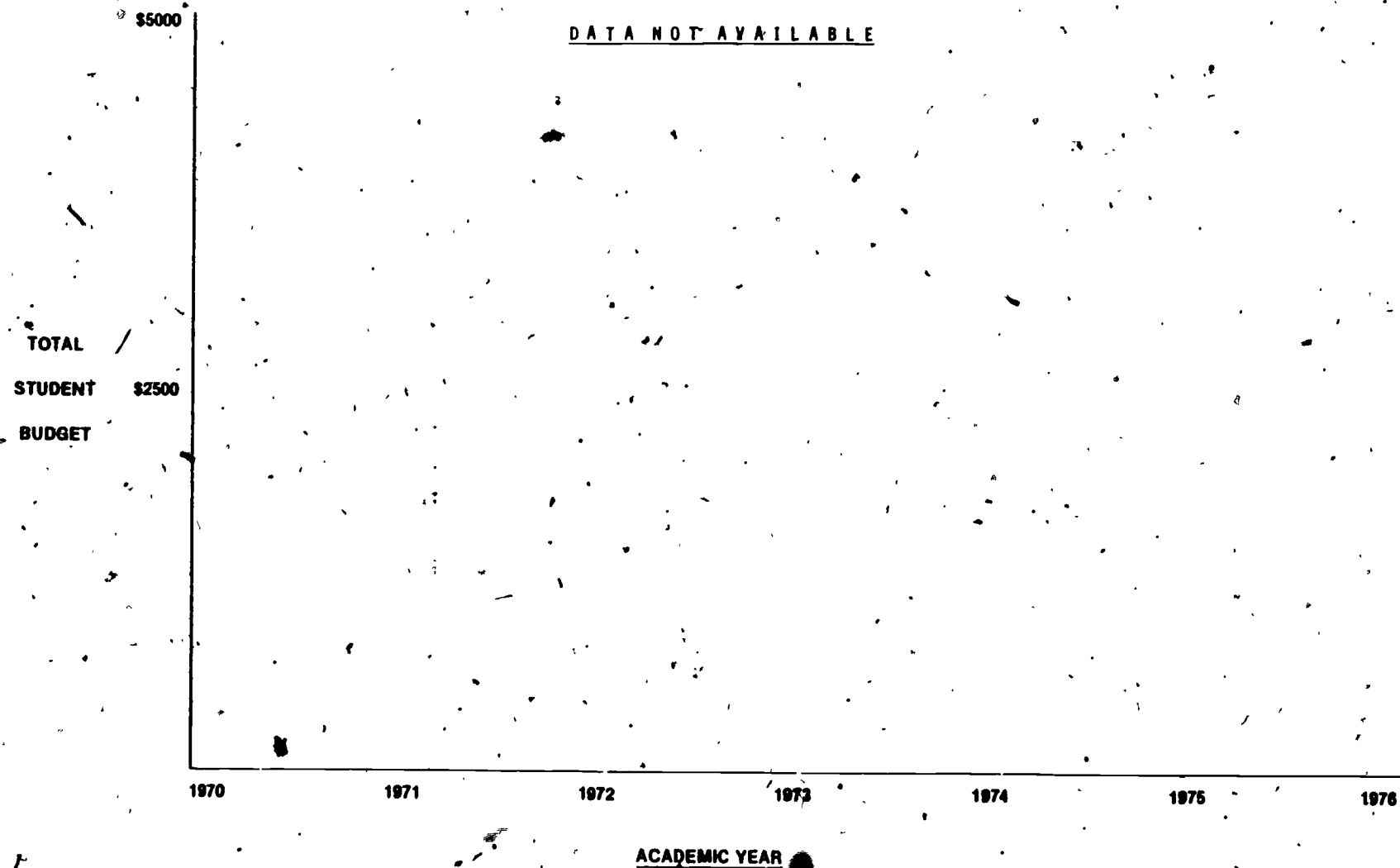
THESE DATA PERTAIN TO:
 ● STATE STUDENT INCENTIVE GRANT
 ● STATE INDIAN SCHOLARSHIP FUND

FISCAL YEAR



**GROSS COSTS TO STUDENTS ATTENDING SCHOOL
BY POSTSECONDARY EDUCATION SECTORS**

SOUTH DAKOTA 12



**LEVELS OF FEDERAL AND STATE PROGRAM FUNDING
BY INSTITUTIONAL SECTOR**

13

(Figures in thousands)

NO DATA AVAILABLE.

BEOG SEOG NDSL CWS STATE
Public University and Four-Year Colleges

BEOG SEOG NDSL CWS STATE
Public Community Colleges

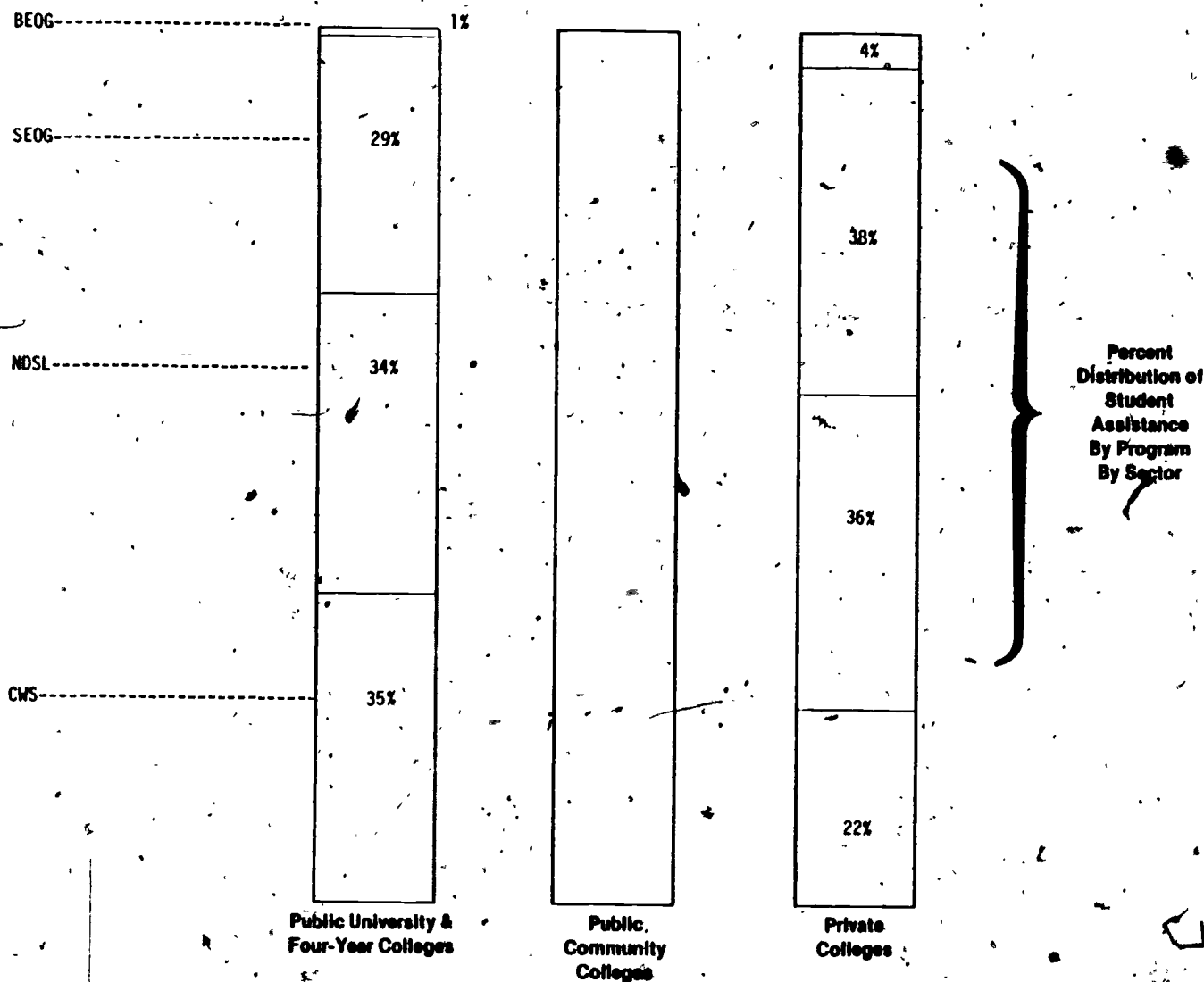
BEOG SEOG NDSL CWS STATE
Private Colleges

503

504

RELATIVE IMPORTANCE OF FEDERAL AND STATE PROGRAM FUNDING BY SECTOR

SOUTH DAKOTA 14



500

The data pertaining to state dollars awarded by institutional sector are unavailable.

506

**DESCRIPTIONS OF PROGRAM OFFICES AND AGENCIES AND
CORRESPONDING PROGRAM RESPONSIBILITIES**

TENNESSEE A1

A legislative act establishes the Tennessee Student Assistance Corporation as a chartered, public non-profit corporation to administer student assistance programs. It is comprised of 14 members including the governor.

1. Student Assistance Award Program
2. Guaranteed Student Loan Program
3. Graduate Nursing Loan-Scholarship Program
4. Medical Loan-Scholarship Program

Tennessee Higher Education Commission

1. Academic Common Market

RELATIONSHIPS OF STATE AGENCIES

TENNESSEE A2

The Tennessee Student Assistance Corporation is chartered as a public non-profit corporation to administer four state-supported student assistance programs:

1. Tennessee Student Assistance Award Program
2. Guaranteed Student Loan Program
3. Graduate Nursing Loan-Scholarship Program
4. Medical Loan-Scholarship Program

The legislative act establishing the TSAC required that the Board of Directors be composed of the Governor, Executive Director of the Tennessee Higher Education Commission, Chancellor of the State Board of Regents, Commissioner of the Department of Education, President of the University of Tennessee, State Treasurer, Comptroller of the Treasury, Commissioner of the Department of Finance and Administration, President of the Tennessee Council of Private Colleges, Chairman, Tennessee Council of Private Colleges, President of Tennessee Proprietary Business Schools, and three lay members appointed by the Governor.

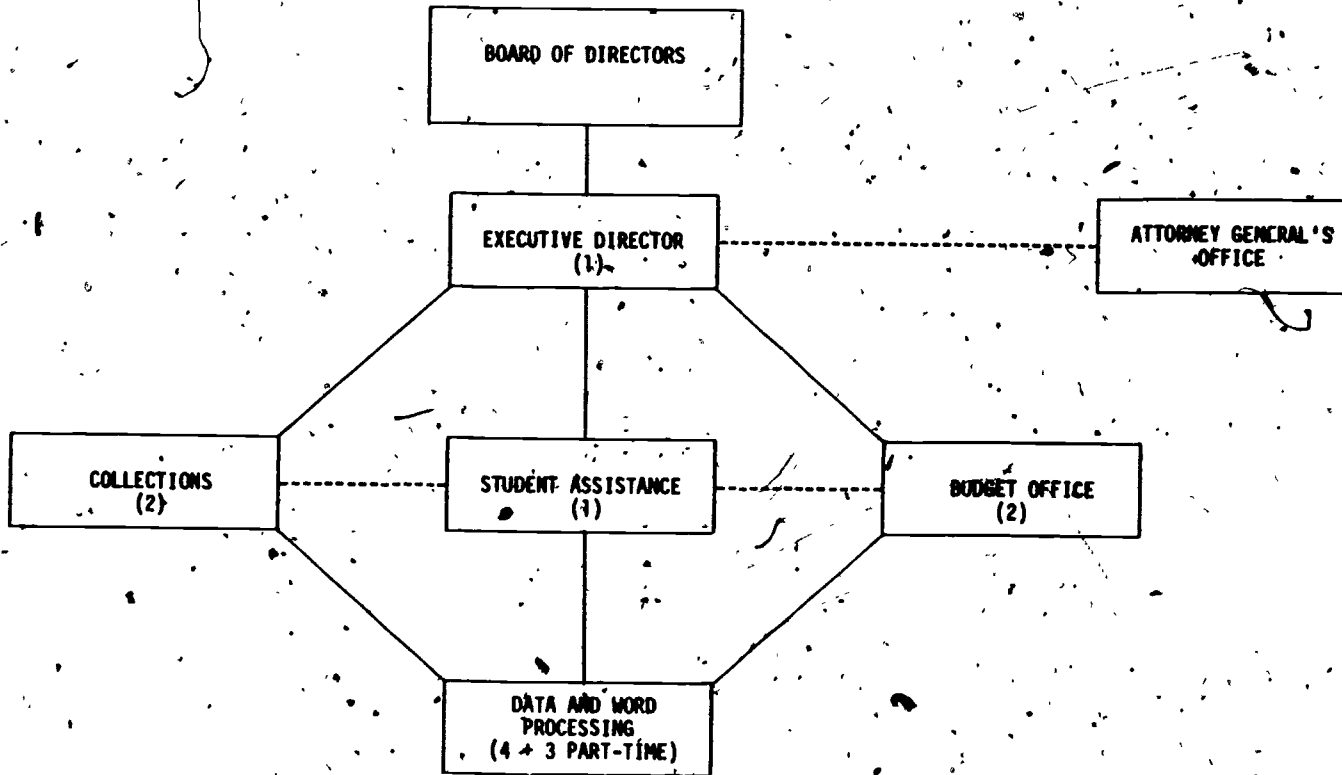
By legislative stipulation, funding for TSAC shall be requested through the Tennessee Higher Education Commission.

The State Treasurer and Comptroller are elected to their posts by the legislature. Commissioners are appointed to their posts by the Governor; other board members who serve by virtue of their office are elected to their posts by their respective boards.

STATE AGENCY ORGANIZATION

TENNESSEE B1

TENNESSEE STUDENT ASSISTANCE CORPORATION



**MANAGEMENT RELATIONSHIPS BETWEEN THE STATE AGENCY
AND OTHER STATE AGENCIES/INSTITUTIONS**

TENNESSEE B2

<u>WHO ACCOMPLISHES THE FOLLOWING?</u>	<u>STATE PROGRAM OFFICE</u>	<u>INSTITUTIONAL FINANCIAL AID OFFICER</u>	<u>OTHER OFFICERS OR AGENCIES</u>
Processing of Applications			
• Verification of Student Application Information	X		
• Identification of Eligible Recipients	X		
• Determination of Award Size	X		
• Assignment of Priority to Awards	X		
• Formally Approves Award	X		
Makes Payment to Student (or Credits Student Account)	X		
Makes Post-Award Adjustments	X	X	
Initiates the Prosecution of Possible Fraudulent Student applications	X		
Publicizes Award Availability	X	X	High School Counselors

STATE PROGRAM OFFICE DEFINITIONS FOR SELECTED TERMS

TENNESSEE B3

DEFINITIONS USED BY
STATE PROGRAM OFFICES

STATE DEFINITION
SPECIFIED BY

STATE DEFINITION COMMONLY
USED BY ALL INSTITUTIONS

STATE DEFINITION CONSISTENT
ACROSS ALL STATE PROGRAMS

PUBLIC

PRIVATE

Half-Time Student - As defined by institution.

Interpretation

Yes

Yes

Yes

State Resident - As defined by regulations promulgated by the Board of Regents and the State Board of Education to determine which students pay in-state fees.

Law and Interpretation

Yes

Yes

Independent Student - State of Tennessee requires a notarized statement and uses the same policy guidelines as established by the USOE.

Interpretation

Yes

Yes

Yes

Non-Profit Institution - As determined by charter filed with Secretary of State.

Interpretation

Yes

Satisfactory Academic Progress - If allowed to enroll and if he remains enrolled in the college or university of his choice.

Interpretation

Yes

Yes

Yes

INFORMATION FLOW BETWEEN THE STATE PROGRAM OFFICE AND VARIOUS FEDERAL OFFICES

TENNESSEE B4

TYPE OF INFORMATION PROVIDED
BY STATE STUDENT-AID AGENCY

TYPE OF INFORMATION RECEIVED
BY STATE STUDENT-AID AGENCY

PERCEPTION OF ADEQUACY
OF INFORMATION FLOW

FEDERAL OFFICES

SSIG Office	Summaries	Summaries Regulations	Adequate
BEOG Office		Summaries Recipients	Adequate
Regional OE Student-Assistance Office (Campus-Based Programs)		Summaries	Marginal
Washington OE Office (Campus-Based Programs)			Marginal
FISL/GSL Office			

STATE/INSTITUTIONAL OFFICES

Public Institutions	Summaries Recipients	Regulations	Summaries Recipients	Adequate
Private Institutions	Summaries Recipients	Regulations	Summaries Recipients	Adequate
Governor/Budget Office	Summaries			Marginal
State Legislature (Including Committee Staffs)	Summaries			Marginal

Will assist as we request.

517

ERIC
Full Text Provided by ERIC

518

MANAGEMENT STAFFING OF STATE PROGRAM OFFICES

TENNESSEE 85

<u>MANAGEMENT FUNCTION</u>	<u>PERCENTAGE OF STAFF EFFORT</u>	<u>STAFF ASSISTANCE FROM OTHER AGENCIES</u> <u>COMMENTS</u>
APPLICATIONS PROCESSING (Includes verification of student information, need analysis, award determination, etc.)	60 ¹	State Central Data-Processing
RESPONDING TO REQUESTS FOR INFORMATION (Includes federal requests for information, parent/student inquiries, testimony in hearings, etc.)	10 ¹	
PROGRAM REVIEW (Includes on-site visits to institutions, formal/informal audits, etc.)	10 ¹	
PUBLIC RELATIONS AND INFORMATION DISSEMINATION (Includes parent/student workshops, work on promotional literature, etc.)	5 ¹	
GENERAL ADMINISTRATION (Includes executive personnel, staff training and development, regulations and guidelines, preparation of summary statistics, etc.)	10 ¹	
OTHER MANAGEMENT ACTIVITIES (Includes any special staff activities which do not clearly fall in one of the above categories)	5 ¹	

¹ Response is considered a "best guess."

**STATE AGENCY CALENDAR OF EVENTS FOR NEED-BASED
PROGRAMS FOR 1976-77 SCHOOL YEAR**

T E N N E S S E E

B6

MONTH/YEAR

EVENTS

DECEMBER 1975

- 1) Agency budget presented to governors office or budget bureau
- 2) Agency completes planning workshops for students or counselors
- 3) Agency makes student-aid applications available

JANUARY 1976

Agency budget presented to legislature

(2) Beginning in March

MARCH 1976

- 1) Legislature appropriates student assistance funds
- 2) BEOG applications information received from federal office

MAY 1976

Deadline for student-aid applications

JUNE 1976

Agency (or institutions) announces award winners

521

522

PROGRAM AND FISCAL CONTROLS OF PROGRAMS OPERATED BY STATE AGENCY

TENNESSEE B7

<u>PROGRAM CONTROLS</u>	<u>CONTROL USED SAMPLE OR TOTAL POPULATION STUDIED</u>	<u>AGENCY/OFFICE UNDERTAKING CONTROLS</u>	<u>SPECIAL ACTIONS COMMENTS</u>
A. <u>Control on Student Application Data Accuracy</u>			
1. Match Against Tax Forms?	Yes ¹	State	Correct application.
2. Match Against BEOG Applications?			
3. Match Against Institutional Student Records?	Yes	Institution, State	
4. Warnings of Prosecution?	Yes		
5. Prosecution?			
B. <u>Controls on Attendance and/or Progress</u>			
1. Check on Enrollment/Initial Attendance?	Yes, All	Institution, State	
2. Check on Mid-Term Attendance?			
3. Check on Course Completion?			
4. Check on Academic Progress Before Award?			
5. Partial Awards?			
C. <u>Controls on Award Size</u>			
1. Check to Make Sure Other Awards Actually Made?			Reduce or cancel state award.
2. Match Against BEOG, Campus-Based Award Files?			
3. Re-Check to Ensure Award Adjustments Actually Made?			
4. Second Review of Aid Packages?			
5. Institution Reports Aid That Would Cause An Over-award	Yes	Institution, State	
D. <u>Controls on Institutional Student-Aid Operations</u>			
1. Independent Program Audits?	Yes	Institution	
2. Aid Officer Bonding?			
3. Aid Officer Certification?			
4. Double Signatures on All Fund Transfers?			
E. <u>Controls on Central Administrative Staff Operations</u>			
1. Independent Program Audits?	Yes	State	
2. Bonding of Staff Members?			
3. Double Signatures on All Fund Transactions?			

¹ Inconsistent data as determined by ACT ICSS systems.

**PROGRAM INFORMATION DISSEMINATION PROCEDURES
USED FOR STATE NEED BASED PROGRAMS**

TENNESSEE C1

TYPE OF INFORMATION PROVIDED

<u>INFORMATION PROVIDED THROUGH</u>	<u>APPLICATION FORMS</u>	<u>ELIGIBILITY CONDITIONS</u>	<u>FILING/CLOSING DATES FOR STATE PROGRAMS</u>	<u>INFORMATION ON THE COST OF ATTENDANCE AT VARIOUS TYPES OF INSTITUTIONS</u>	<u>INFORMATION ABOUT APPLYING FOR AID FROM OTHER SOURCES</u>	<u>INFORMATION ON PENALTIES FOR PROVIDING FRAUDULENT DATA</u>
1. High School Counselors	X	X	X	X	X	
2. College Financial-Aid Officers	X	X	X	X		
3. Direct Mailings to Graduating High School Students or Parents	X	X	X	X	X	
4. High School Meetings or Workshops	X	X	X		X	
5. College Admissions Office	X	X	X		X	
6. Newspaper Ads						
7. Radio, Television Ads			X		X	
8. Social Service Agencies	X	X	X	X	X	
9. Other (Please Specify)						

525

526

DESCRIPTIONS OF STATE-SPONSORED STUDENT ASSISTANCE PROGRAMS

TENNESSEE D1

Tennessee Student Assistance Award (Tennessee Student Assistance Corporation) - A grant program of assistance to needy undergraduate resident students to attend the accredited in-state institution of their choice.

Medical Loan Scholarship (Tennessee Student Assistance Corporation) - A conditional grant/loan program designed to encourage resident medical students to locate and practice medicine in an area of Tennessee where there is a shortage of physicians. Students may attend in-state or out-of-state medical schools and must qualify by point ranking.

Graduate Nursing Loan-Scholarship (Tennessee Student Assistance Corporation) - A conditional grant/loan program, based on point ranking, designed to help eliminate a shortage of persons in Tennessee that are qualified to teach in the state's schools of nursing or to administer those schools. Recipients must be state residents with B.S. degrees in nursing and attending in-state or out-of-state graduate schools.

Guaranteed Student Loan Program (Tennessee Student Assistance Corporation) - A program of loan insurance designed to enable Tennessee residents to borrow from private lenders to help pay their cost of education at institutions approved by USOE. While the student is enrolled, the interest is paid by USOE in most cases.

Academic Common Market (Tennessee Higher Education Commission) - A tuition-reciprocity program to share among the states in the area served by the Southern Regional Education Board (SREB), certain post-baccalaureate academic programs at the least possible cost to each of the participating states and at the least possible cost to their residents pursuing those programs outside of their own states. Students are enrolled on an in-state tuition basis.

527

528

BASIC STATE PROGRAM INFORMATION

TENNESSEE D2

<u>Programs</u>	<u>Year</u>	<u>Number of Awards</u>	<u>Average Full-Time Award Size</u>	<u>Total Dollars Awarded</u>	<u>Eligible Population</u>
<u>Need-Based</u>					
<u>Grants</u>					
Tennessee Student Assistance Award	1975-76	711	\$ 900	\$ 640,152	Resident Undergraduates
<u>Non Need-Based</u>					
Medical Loan Scholarship	1972-73 1975-76	32 70	\$3,079 \$5,723	\$ 98,535 \$ 400,625	Medical Students
Graduate Nursing Loan-Scholarship	1970-71 1975-76	19 27	\$3,526 \$3,222	\$ 67,000 \$ 87,000	Nurses with BS Degrees
Guaranteed Student Loan Program	1970-71 1975-76	6,315 5,480	\$ 941 \$1,474	\$5,944,939 \$8,078,173	All Resident Students
Academic Common Market	1974-75 1975-76	13 10	Not Given	Not Given	Certified Tennessee Residents

529

530

STUDENT ELIGIBILITY CRITERIA FOR STATE PROGRAMS

TENNESSEE E1

<u>Programs</u>	<u>Acceptable Residency Status</u>	<u>Accept- able Attend. Status</u>	<u>Acceptable Student Levels</u>	<u>Special Priority to Conf'g. Awards</u>	<u>Income Limits</u>	<u>Need Limits</u>
<u>Need-Based</u>						
<u>Grants</u>						
Tennessee Student Assistance Award	Residents attending In-State	Half-Time Full-Time	All Under- graduates	Yes	Not Applicable	\$100
<u>Non Need-Based</u>						
Medical Loan Scholarship	Residents attending In-/Out-of-State	Full-Time	Graduates	Yes	Not Applicable	Not Applicable
Graduate Nursing Loan-Scholarship	Residents attending In-/Out-of-State	Full-Time	Graduates	Yes	Not Applicable	Not Applicable
Guaranteed Student Loan Program	Residents attending In-/Out-of-State	Half-Time Full-Time	All	No	Not Applicable	Not Applicable
Academic Common Market	Residents & Non- Residents at In-State Schools	Not Applicable	Graduates	Not Given	Not Applicable	Not Applicable

INSTITUTIONAL ELIGIBILITY CRITERIA FOR STATE STUDENT-ASSISTANCE PROGRAMS

TENNESSEE E2

<u>Programs</u>	<u>University and 4-Year Colleges</u>	<u>Community/ Junior Colleges</u>	<u>Voc./Tech. Schools</u>	<u>Proprietary</u>	<u>Special Types of Institutions</u>
<u>Need-Based</u>					
<u>Grants</u>					
Tennessee Student Assistance Award	Public Private	Public Private	No	No	Public Technical Institutes
<u>Non Need-Based</u>					
Medical Loan Scholarship	No	No	No	No	Medical Schools
Graduate Nursing Loan-Scholarship	No	No	No	No	Graduate Nursing Schools
Guaranteed Student Loan Program	Public Private	Public	Yes	Yes	Yes
Academic Common Market	---	---	---	---	Public Univ. Graduate Programs Only

Approved by USOE to participate in GSL Program.

NEED DETERMINATION CRITERIA FOR STATE PROGRAMS

TENNESSEE E3

<u>Programs</u>	<u>Program Definition of Need</u>	<u>Is BEOG Application Required?</u>	<u>Expected Family Contribution (EFC) Method</u>	<u>Student Budget Includes What Items?</u>
<u>Need-Based</u>				
<u>Grants</u>				
Tennessee Student Assistance Award	Need = Cost of Education - Available Financial Resources	Yes	Uniform Methodology	General Student Costs

535

536

AWARD SIZE DETERMINATION CRITERIA FOR STATE PROGRAMS

TENNESSEE E4

<u>Programs</u>	<u>Maximum Award Size?</u>	<u>What Award Size Determination Method is Used?</u>	<u>How is Award Priority Determined?</u>	<u>Who Ultimately Determines Award Amount?</u>
<u>Need-Based</u>				
<u>Grants</u>				
Tennessee Student Assistance Award	\$1,200 ¹	Need, but not greater than tuition/fees or \$1,200, whichever is less.	Renewals first; May 15 applicants first; ranked by EPC with greatest need students listed first.	State
<u>Non Need-Based</u>				
Medical Loan Scholarship	\$4,000/ \$5,000/ \$6,500	\$20,000 maximum total loan/scholarship; annual amount relates to number of years of medical program.	Renewals first; method of selection is by point system.	State
Graduate Nursing Loan-Scholarship	\$4,000	Flat amount per fiscal year.	Renewals first; method of selection is by point system.	State
Guaranteed Student Loan Program	\$2,500 ² or \$5,000	Student's request, institution's recommendation and lender's decision.	Combination of factors listed under "Award Size Determination" and Note 2.	State
Academic Common Market				

¹ But not greater than tuition/fees.

² Loans may be up to cost of education or \$2,500--whichever is less for undergraduates. However, a loan may not exceed cost of education minus other financial aid.

NUMBER OF NEED-BASED GRANT PROGRAM APPLICANTS

TENNESSEE F1

DATA NOT AVAILABLE

	\$0-5,999	\$6,000-8,999	\$9,000-11,999	\$12,000-14,999	\$15,000-19,999	\$20,000 & Over
INDEPENDENTS						
	DEPENDENTS					

Income Level

DATA NOT AVAILABLE

WHITE	BLACK	HISPANIC	AMERICAN INDIAN	ASIAN	OTHER

Ethnic Status

DATA NOT AVAILABLE

MEN	WOMEN

Sex



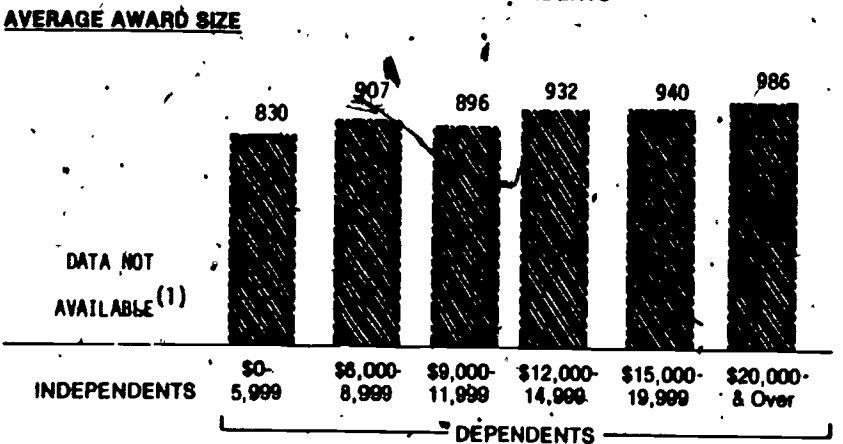
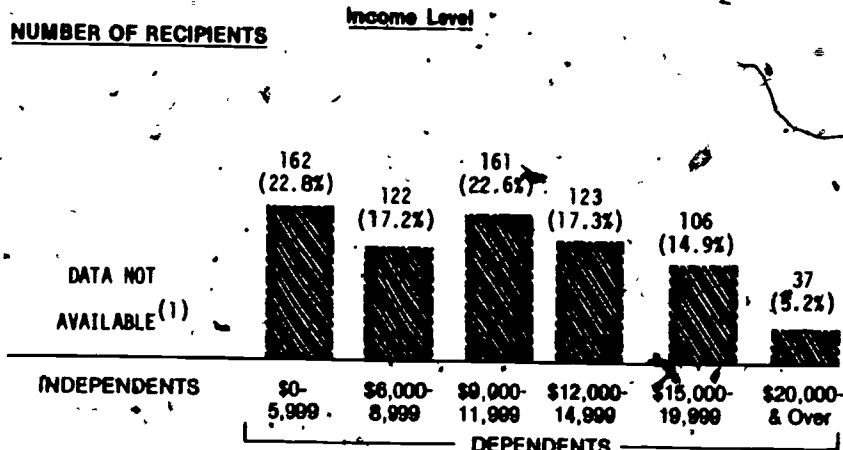
NUMBER OF NEED-BASED GRANT PROGRAM RECIPIENTS AND AVERAGE AWARD SIZE

F2

TENNESSEE

THESE FIGURES FOR THE 1975-76 SCHOOL YEAR PERTAIN TO:

• STUDENT ASSISTANCE AWARD PROGRAM



(1) The distribution of awards by student income categories includes awards made to both dependent and independent students. The data available did not distinguish between dependent and independent students.

SOURCES AND DISTRIBUTION OF NEED-BASED GRANT PROGRAM FUNDS

TENNESSEE G1

INSTITUTIONAL SECTORS

STUDENT INCOME CATEGORIES

THESE FIGURES FOR THE 1975-76 SCHOOL YEAR PERTAIN TO:

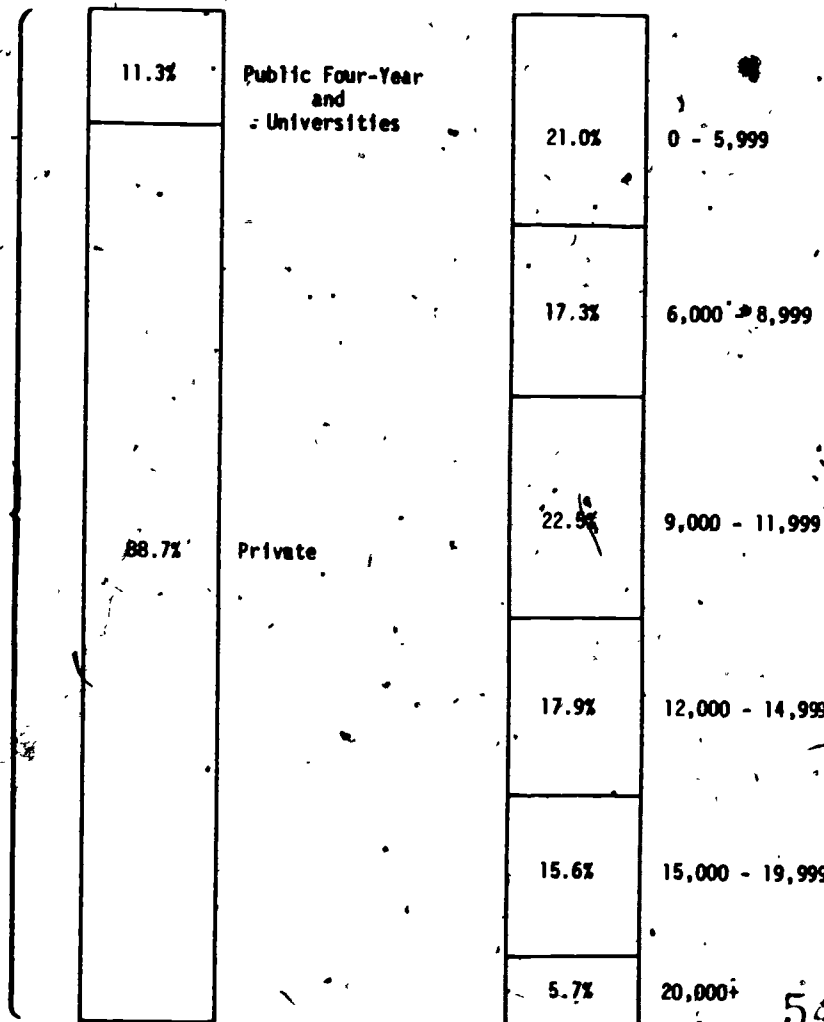

- TENNESSEE STUDENT ASSISTANCE AWARD

STATE APPROPRIATIONS

PRIVATE GIFTS

\$320,024
FEDERAL SSI²G PROGRAM

\$320,128
INSTITUTIONAL MATCHING OF
SSI²G--NON-FEDERAL GIFT AID



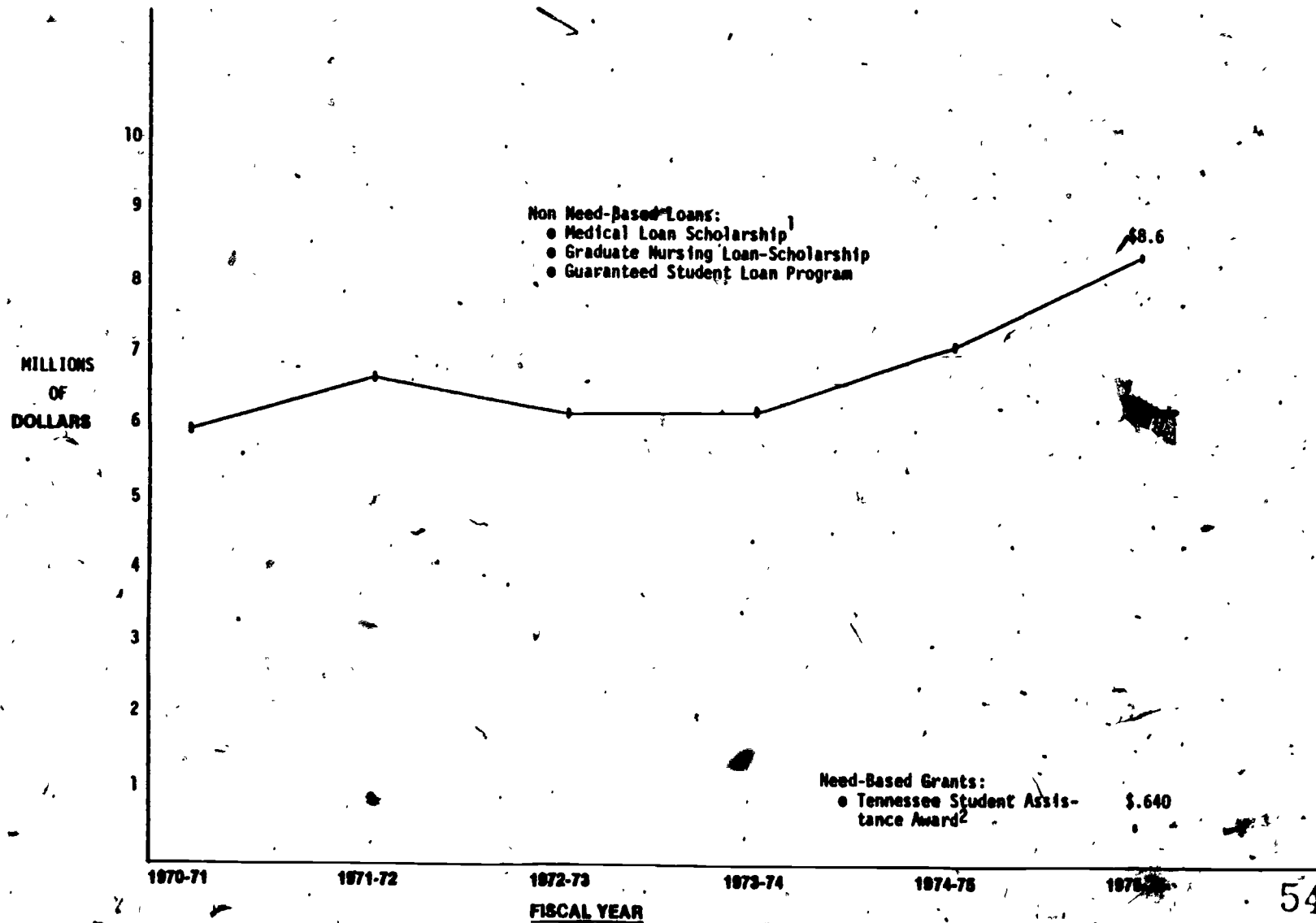
The distribution of awards by student income categories includes awards made to both dependent and independent students. The data available did not distinguish between dependent and independent students.

543

544

HISTORIC STATE EXPENDITURES ON STUDENT-ASSISTANCE PROGRAMS

TENNESSEE G2

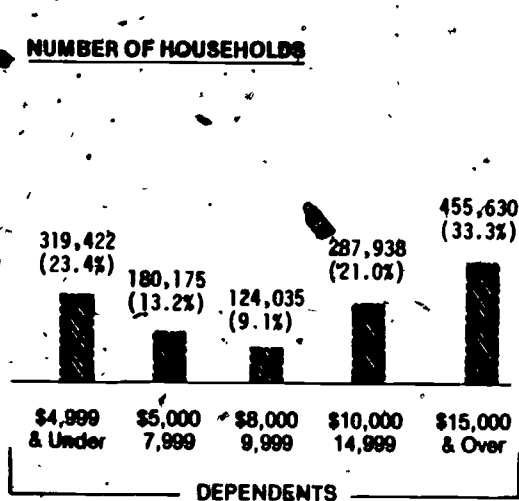


¹ 1972-73, first year of program.
² 1975-76, first year of program.

STATE POPULATION PROFILE

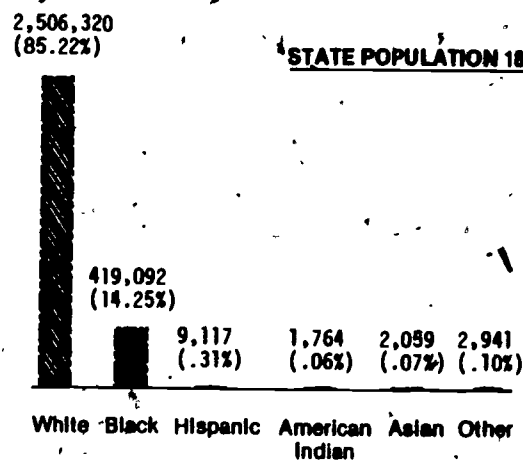
TENNESSEE H1

NUMBER OF HOUSEHOLDS




Effective Buying Income

STATE POPULATION 18 AND OVER

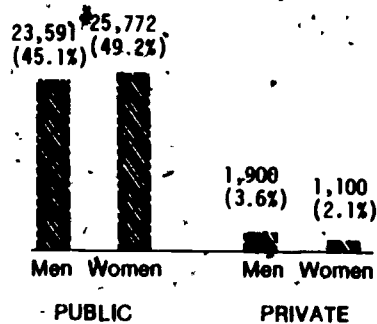


Ethnic Status



Sex

STATE HIGH SCHOOL GRADUATES



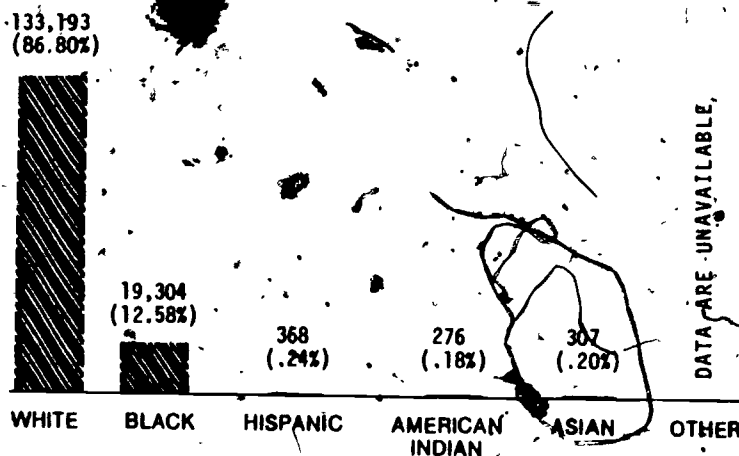
Sex

The high school graduation figures do not include 7,024 persons granted a high school equivalency certificate.

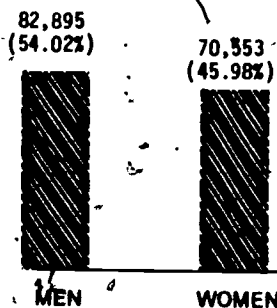
(c) Sales and Marketing Management 1977 Survey of Buying Power Data Service

STATE POSTSECONDARY EDUCATION STUDENT ENROLLMENTS

TENNESSEE H2

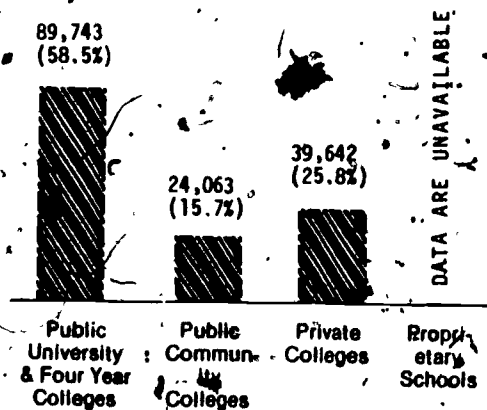


DATA ARE UNAVAILABLE

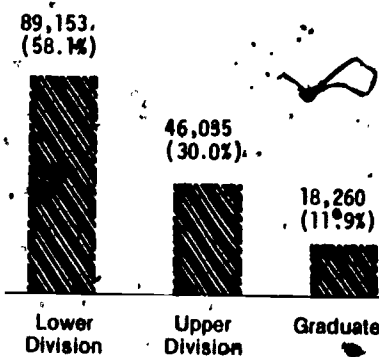


Ethnic Status

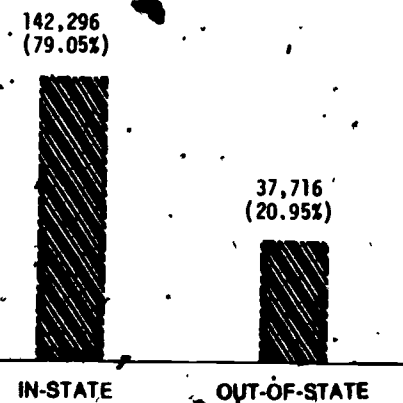
Sex



Institutional Sector



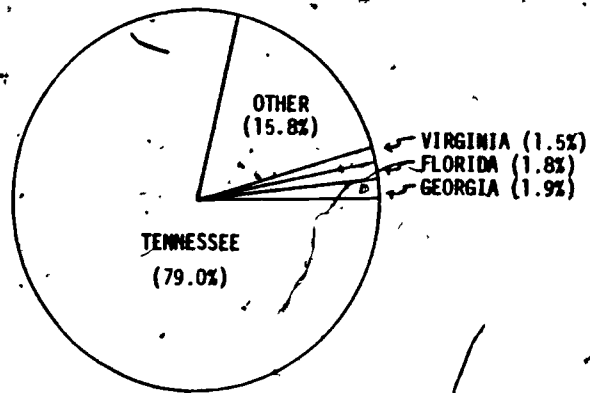
Student Level



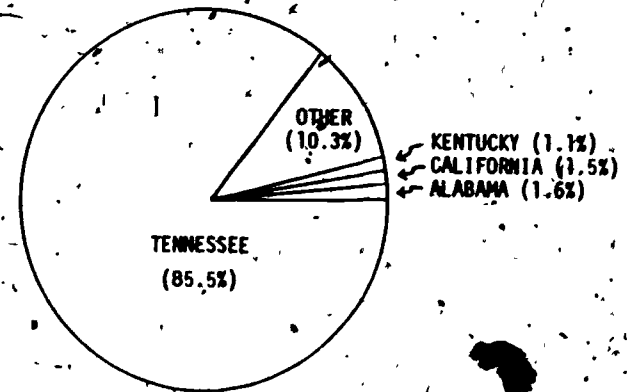
Residency

INTERSTATE MIGRATION OF STUDENTS

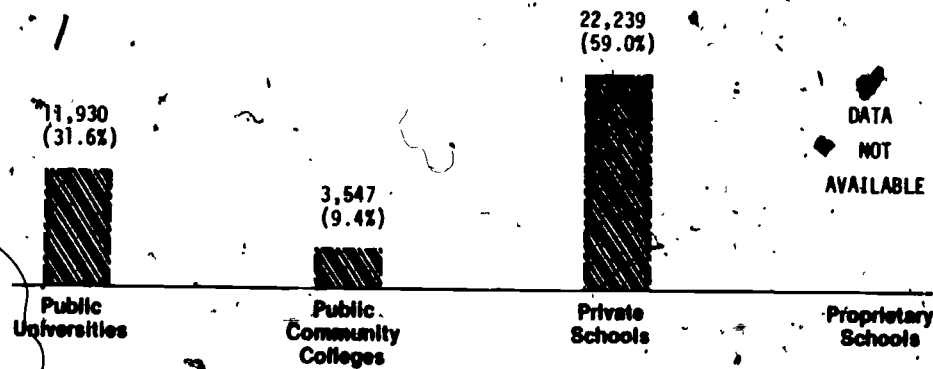
TENNESSEE H3



RESIDENT AND NON-RESIDENT STUDENTS ATTENDING IN-STATE INSTITUTIONS



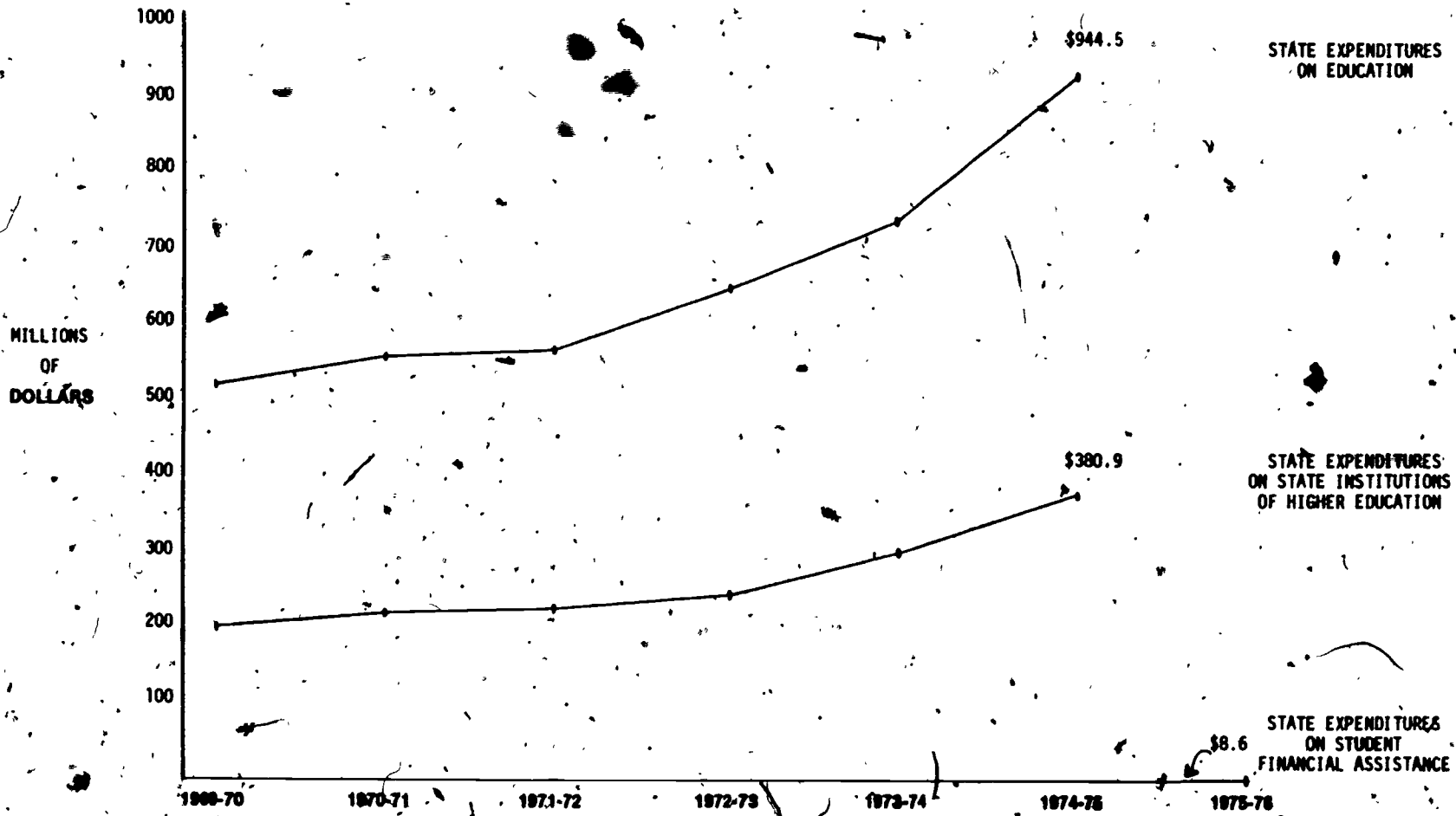
RESIDENT STUDENTS ATTENDING IN-STATE AND OUT-OF-STATE INSTITUTIONS



INSTITUTIONAL SECTOR
(Out-of-State Students in School In-State)

STATE EXPENDITURE ON POSTSECONDARY EDUCATION STUDENT ASSISTANCE

TENNESSEE 11

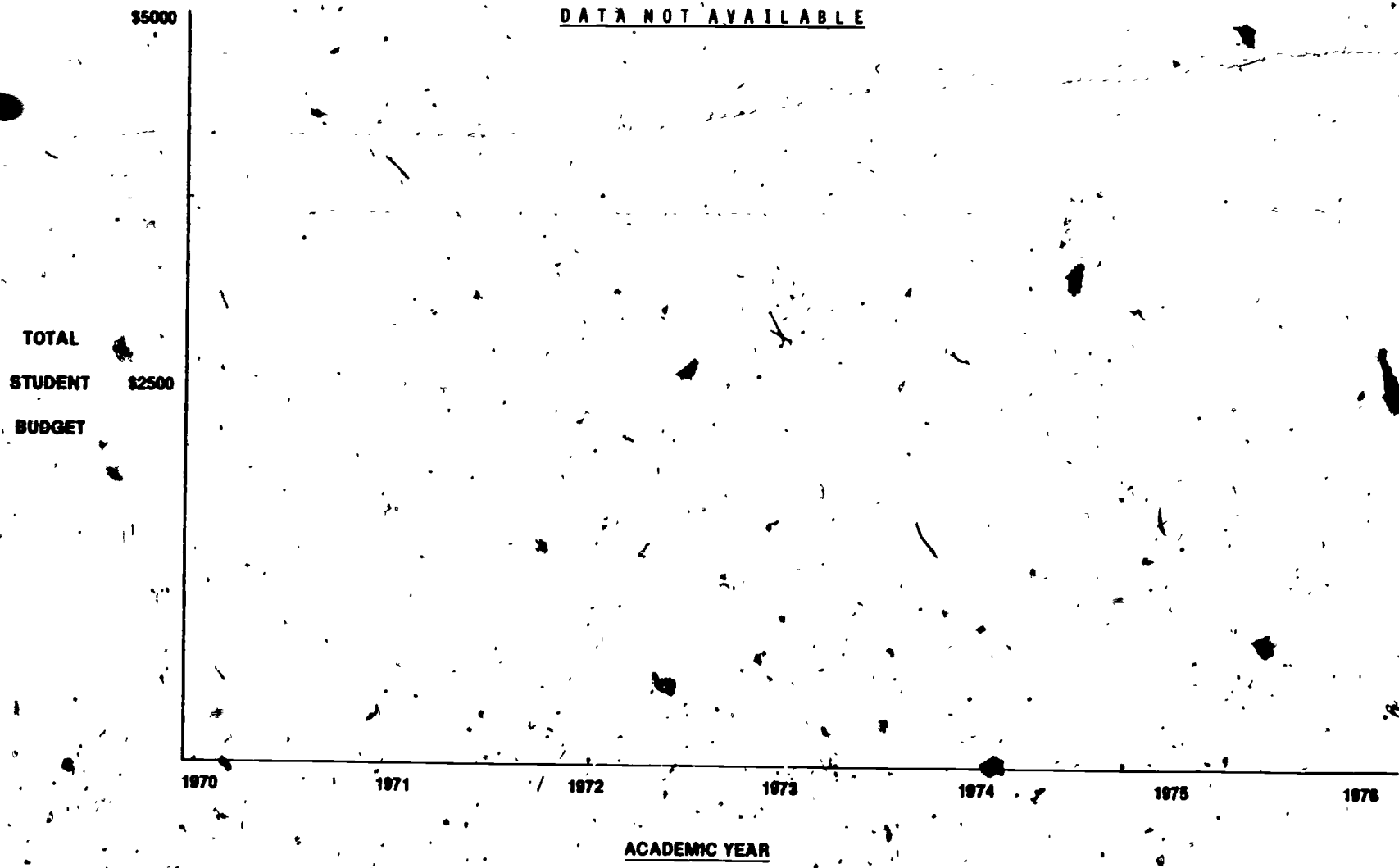


THESE DATA PERTAIN TO:
● TENNESSEE STUDENT ASSISTANCE AWARD

FISCAL YEAR

**GROSS COSTS TO STUDENTS ATTENDING SCHOOL
BY POSTSECONDARY EDUCATION SECTORS**

TENNESSEE 12



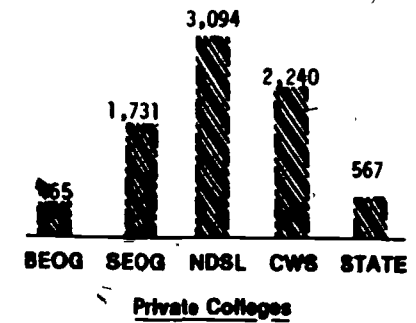
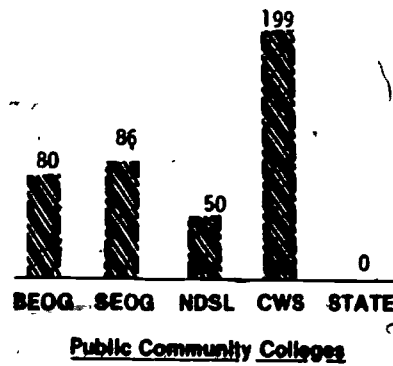
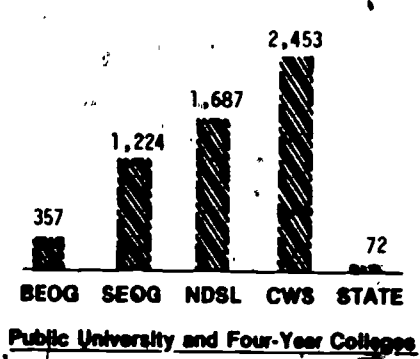
LEVELS OF FEDERAL AND STATE PROGRAM FUNDING BY INSTITUTIONAL SECTOR

TENNESSEE 13

(Figures in thousands)

THE FIGURES SHOWN FOR STATE DOLLARS AWARDED ARE FOR THE 1975-76 SCHOOL YEAR AND PERTAIN TO:

- TENNESSEE STUDENT ASSISTANCE AWARD



557

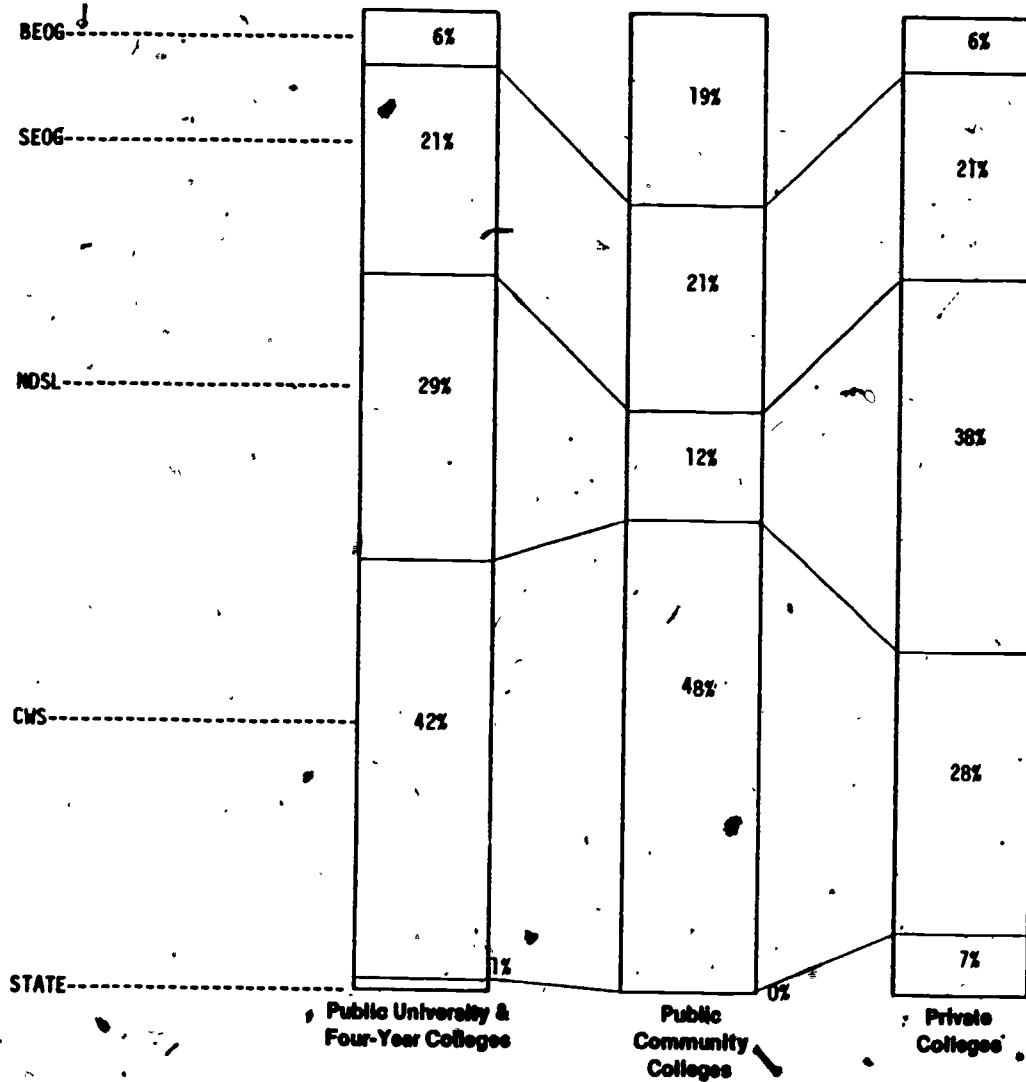
558

RELATIVE IMPORTANCE OF FEDERAL AND STATE PROGRAM FUNDING BY SECTOR

TENNESSEE 14

THE FIGURES SHOWN FOR STATE DOLLARS AWARDED ARE
FOR THE 1975-76 SCHOOL YEAR AND PERTAIN TO:

● TENNESSEE STUDENT ASSISTANCE AWARD



} Percent
Distribution of
Student
Assistance
By Program
By Sector

**DESCRIPTIONS OF PROGRAM OFFICES AND AGENCIES AND
CORRESPONDING PROGRAM RESPONSIBILITIES**

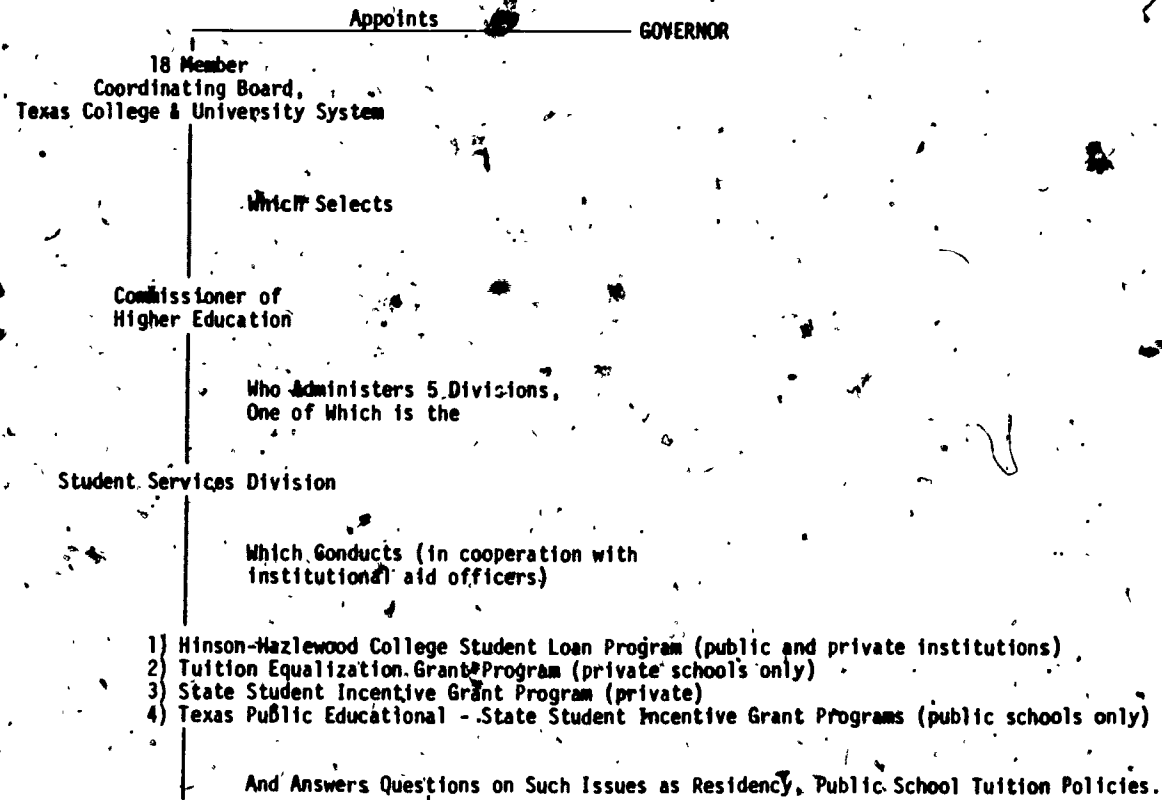
TEXAS A1

Coordinating Board, Texas College and University System

1. Tuition Equalization Grant
2. State Student Incentive Grant Program - Private
3. State Student Incentive Grant Program - Public
4. Binson-Hazlewood College Student Loan
5. Tuition and Fee Exemption Programs

RELATIONSHIPS OF STATE AGENCIES

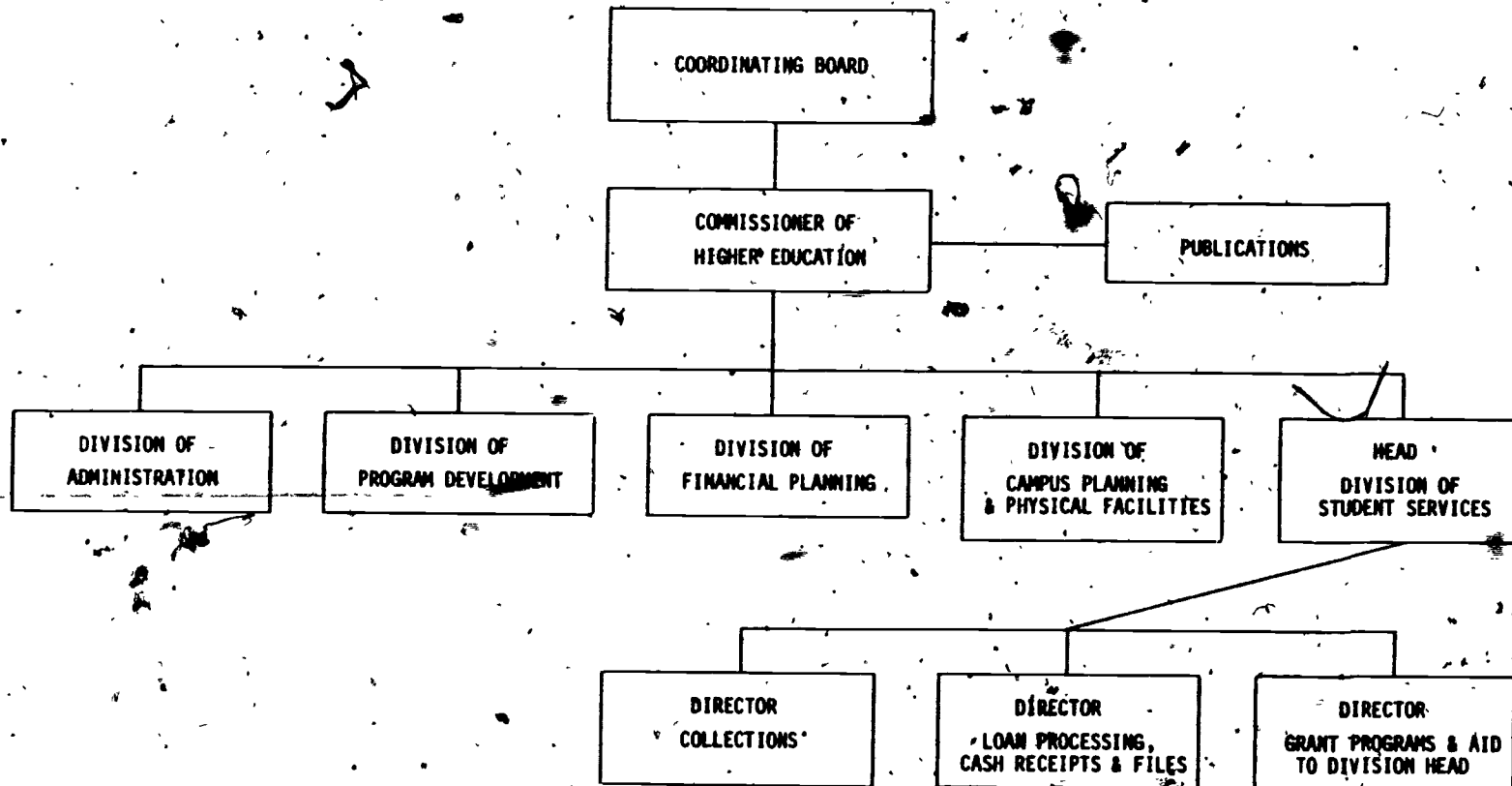
TEXAS A2



564

STATE AGENCY ORGANIZATION

TEXAS B1



**MANAGEMENT RELATIONSHIPS BETWEEN THE STATE AGENCY
AND OTHER STATE AGENCIES/INSTITUTIONS**

TEXAS 82

WHO ACCOMPLISHES THE FOLLOWING?

**STATE
PROGRAM
OFFICE**

**INSTITUTIONAL
FINANCIAL
AID OFFICER**

OTHER OFFICES OR AGENCIES

Processing of Applications

- Verification of Student Application Information
- Identification of Eligible Recipients
- Determination of Award Size
- Assignment of Priority to Awards
- Formally Approves Award

DATA ARE UNAVAILABLE

Makes Payment to Student (or Credits Student Account)

Makes Post-Award Adjustments

**Initiates the Prosecution of Possible Fraudulent
Student Applications**

Publicizes Award Availability

567

568

STATE PROGRAM OFFICE DEFINITIONS FOR SELECTED TERMS

TEXAS B3

**DEFINITIONS USED BY
STATE PROGRAM OFFICES**

**STATE DEFINITION
SPECIFIED BY**

**STATE DEFINITION COMMONLY
USED BY ALL INSTITUTIONS**

**STATE DEFINITION CONSISTENT
ACROSS ALL STATE PROGRAMS**

PUBLIC

PRIVATE

DATA ARE UNAVAILABLE

569

570

**INFORMATION FLOW BETWEEN THE STATE PROGRAM OFFICE
AND VARIOUS FEDERAL OFFICES**

TEXAS B4

TYPE OF INFORMATION PROVIDED
BY STATE STUDENT-AID AGENCY

TYPE OF INFORMATION RECEIVED
BY STATE STUDENT-AID AGENCY

PERCEPTION OF ADEQUACY
OF INFORMATION FLOW.

FEDERAL OFFICES

SSIG Office

BEOG Office

Regional OE Student-Assistance Office
(Campus-Based Programs)

Washington OE Office
(Campus-Based Programs)

FISL/GSL Office

DATA ARE UNAVAILABLE

STATE/INSTITUTIONAL OFFICES

Public Institutions

Private Institutions

Governor/Budget Office

State Legislature
(Including Committee Staffs)

572

MANAGEMENT STAFFING OF STATE PROGRAM OFFICES

TEXAS B5

MANAGEMENT FUNCTION

PERCENTAGE OF STAFF EFFORT

STAFF ASSISTANCE FROM OTHER AGENCIES COMMENTS

APPLICATIONS PROCESSING

(Includes verification of student information, need analysis, award determination; etc.)

RESPONDING TO REQUESTS FOR INFORMATION

(Includes federal requests for information, parent/student inquiries, testimony in hearings, etc.)

PROGRAM REVIEW

(Includes on-site visits to institutions, formal/informal audits, etc.)

PUBLIC RELATIONS AND INFORMATION DISSEMINATION

(Includes parent/student workshops, work on promotional literature, etc.)

GENERAL ADMINISTRATION

(Includes executive personnel, staff training and development, regulations and guidelines, preparation of summary statistics, etc.)

OTHER MANAGEMENT ACTIVITIES

(Includes any special staff activities which do not clearly fall in one of the above categories)

DATA ARE UNAVAILABLE

573

574

**STATE AGENCY CALENDAR OF EVENTS FOR NEED-BASED
PROGRAMS FOR 1976-77 SCHOOL YEAR**

TEXAS B6

MONTH/YEAR

EVENTS

DATA ARE UNAVAILABLE

**PROGRAM AND FISCAL CONTROLS OF PROGRAMS
OPERATED BY STATE AGENCY**

TEXAS 87

<u>PROGRAM CONTROLS</u>	<u>CONTROL USED SAMPLE OR TOTAL POPULATION STUDIED</u>	<u>AGENCY/OFFICE UNDERTAKING CONTROLS</u>	<u>SPECIAL ACTIONS COMMENTS</u>
A. <u>Control on Student Application Data Accuracy</u> 1. Match Against Tax Forms? 2. Match Against BEOG Applications? 3. Match Against Institutional Student Records? 4. Warnings of Prosecution? 5. Prosecution?			
B. <u>Controls on Attendance and/or Progress</u> 1. Check on Enrollment/Initial Attendance? 2. Check on Mid-Term Attendance? 3. Check on Course Completion? 4. Check on Academic Progress Before Award? 5. Partial Awards?		<u>DATA ARE UNAVAILABLE</u>	
C. <u>Controls on Award Size</u> 1. Check to Make Sure Other Awards Actually Made? 2. Match Against BEOG, Campus-Based Award Files? 3. Re-Check to Ensure Award Adjustments Actually Made? 4. Second Review of Aid Packages?			
D. <u>Controls on Institutional Student-Aid Operations</u> 1. Independent Program Audits? 2. Aid Officer Bonding? 3. Aid Officer Certification? 4. Double Signatures on All Fund Transfers?			
E. <u>Controls on Central Administrative Staff Operations</u> 1. Independent Program Audits? 2. Bonding of Staff Members? 3. Double Signatures on All Fund Transactions?			

**PROGRAM INFORMATION DISSEMINATION PROCEDURES
USED FOR STATE NEED BASED PROGRAMS**

TEXAS C1

TYPE OF INFORMATION PROVIDED

<u>INFORMATION PROVIDED THROUGH</u>	<u>APPLICATION FORMS</u>	<u>ELIGIBILITY CONDITIONS</u>	<u>FILING/CLOSING DATES FOR STATE PROGRAMS</u>	<u>INFORMATION ON THE COST OF ATTENDANCE AT VARIOUS TYPES OF INSTITUTIONS</u>	<u>INFORMATION ABOUT APPLYING FOR AID FROM OTHER SOURCES</u>	<u>INFORMATION ON PENALTIES FOR PROVIDING FRAUDULENT DATA</u>
1. High School Counselors						
2. College Financial-Aid Officers						
3. Direct Mailings to Graduating High School Students or Parents						
4. High School Meetings or Workshops						
5. College Admissions Office						
6. Newspaper Ads						
7. Radio, Television Ads						
8. Social Service Agencies						
9. Other (Please Specify)						

DATA ARE UNAVAILABLE

579

580

DESCRIPTIONS OF STATE-SPONSORED STUDENT ASSISTANCE PROGRAMS

TEXAS D1

Tuition Equalization Grant (Coordinating Board, Texas College & University System) - A grant program to help needy resident students meet the additional tuitional expenses when choosing to attend an independent institution.

State Student Incentive Grant Program - Private Schools (Coordinating Board) - A grant program to help needy resident students meet the costs of attending private institutions.

Texas Public Educational - State Student Incentive Grant (Coordinating Board) - A grant program to help needy resident and non-resident students attend in-state public institutions.

Hinson-Hazlewood College Student Loan (Coordinating Board) - The agency functions as direct lender under Federal Insured Student Loan Program and provides low-interest loans to resident students who, without such aid, may be denied a college education.

Tuition and Fee Exemption Programs (Coordinating Board) - A tuition-remission program for dependents of Veterans/POWs/MIAs, faculty and law/fire officers, Veterans and the handicapped to enroll in in-state public institutions to study law enforcement and fire science.

Texas Legislative Grants - Information unavailable.

BASIC STATE PROGRAM INFORMATION

TEXAS . b2

<u>Programs</u>	<u>Year</u>	<u>Number of Awards</u>	<u>Average Full-Time Award Size</u>	<u>Total Dollars Awarded</u>	<u>Eligible Population</u>
<u>Need-Based</u>					
<u>Grants</u>					
Tuition Equalization Grant	1971-72 1975-76	2,511 14,801	\$398 \$509	\$ 1,000,000 \$ 7,500,000	Resident Students
State Student Incentive Grant Program-Private Schools	1974-75 1975-76	2,974 1,813	\$383 \$375	\$ 1,140,511 \$ 681,114	Undergraduates Attending Private Institutions
Texas Public Educational-State Student Incentive Grant	1975-76	2,665	\$299	\$ 798,256	Undergraduates Attending In-State Schools
Texas Assistance Grant Program	Not Applicable-----				Students Attending In-State Schools
<u>Loans</u>					
Hinson-Hazlewood College Student Loan	1970-71 1975-76	53,597 40,971	\$365 \$471	\$19,547,088 \$19,284,845	Resident Students
<u>Non Need-Based</u>					
Tuition and Fee Exemption Programs	See Note 2-----				Veterans; Handicapped; Dependents of Veterans/POM/MIA, Faculty and Law/Fire Studying Law Enforcement and Fire Science

¹ Program authorized by legislation, but not yet operational since unfunded.

² Currently there are some 18 tuition and/or fee exemption programs established by statute operating in Texas. In 1975-76 approximately 27,700 students received awards totaling \$7.2 million.

STUDENT ELIGIBILITY CRITERIA FOR STATE PROGRAMS

TEXAS E1

<u>Programs</u>	<u>Acceptable Residency Status</u>	<u>Acceptable Attend. Status</u>	<u>Acceptable Student Levels</u>	<u>Special Priority to Cont'g. Awards</u>	<u>Income Limits</u>	<u>Need Limits</u>
<u>Need-Based</u>						
<u>Grants</u>						
Tuition Equalization Grant	Residents attending In-State	Full-Time	All	No	Not Applicable	Not Applicable
State Student Incentive Grant Program-Private Schools	Residents attending In-State	Full-Time	All Under-graduates	No	Not Applicable	Not Applicable
Texas Public Educational-State Student Incentive Grant	Residents attending In-State and Non-Residents	Full-Time	All Under-graduates	Not Given	Not Applicable	Not Applicable
Texas Assistance Grant Program	Residents attending In-State and Non-Residents	Full-Time	All	No	Not Given	Not Given
<u>Loans</u>						
Hinson-Hazlewood College Student Loan	Residents attending In-State	Half-Time, Full-Time	All	No	No Limit	\$50
<u>Non Need-Based</u>						
Tuition and Fee Exemption Programs	Residents attending In-State	Half-time, Full-Time	All	No	Not Applicable	Not Applicable

INSTITUTIONAL ELIGIBILITY CRITERIA FOR STATE STUDENT-ASSISTANCE PROGRAMS

TEXAS E2

<u>Programs</u>	<u>University and 4-Year Colleges</u>	<u>Community/ Junior Colleges</u>	<u>Voc./Tech. Schools</u>	<u>Proprietary</u>	<u>Special Types of Institutions</u>
<u>Need-Based</u>					
<u>Grants</u>					
Tuition Equalization Grant	Private	Private	No	No	No
State Student Incentive Grant Program-Private Schools	Private	Private	No	No	No
Texas Public Educational-State Student Incentive Grant	Public	Public	No	No	No
Texas Assistance Grant Program	Public Private	Public Private	No	No	No
<u>Loans</u>					
Hinson-Hazlewood College Student Loan	Public Private	Public	Public	No	No
<u>Non Need-Based</u>					
Tuition and Fee Exemption Program	Public	Public	No	No	No

587

588

NEED DETERMINATION CRITERIA FOR STATE PROGRAMS

<u>Programs</u>	<u>Program Definition of Need</u>	<u>Is BEOG Application Required?</u>	<u>Expected Family Contribution (EFC) Method</u>	<u>Student Budget Includes What Items?</u>
Need-Based				
Grants				
Tuition Equalization Grant	Inability to meet the costs of education.	No	Uniform Methodology	General Student Costs
State Student Incentive Grant Program-Private Schools	Inability to meet estimated educational costs.	No	Uniform Methodology	General Student Costs
Texas Public Educational-State Student Incentive Grant	Inability to meet estimated educational costs.	No	Uniform Methodology	General Student Costs
Texas Assistance Grant Program	Inability to meet estimated educational costs.	Not Given	Not Given	General Student Costs
Loan				
Hinson-Hazlewood College Student Loan	Need = Estimated Educational Cost - Applicant's Resources	No	Income Tax, BEOG, CSS, ACT, Locally Developed USOE Approved.	Tuition/Fees Room/Board Books Transportation General Student Costs

AWARD SIZE DETERMINATION CRITERIA FOR STATE PROGRAMS

TEXAS E4

<u>Programs</u>	<u>Maximum Award Size?</u>	<u>What Award Size Determination Method Is Used?</u>	<u>How is Award Priority Determined?</u>	<u>Who Ultimately Determines Award Amount?</u>
<u>Need-Based</u>				
<u>Grants</u>				
Tuition Equalization Grant	\$ 600	Determined by FAO; cannot exceed need; tuition differential or \$600.	Primarily on need at beginning of year; then first-come, first-served basis.	Institution
State Student Incentive Grant Program-Private Schools	\$ 600	FAO determines amount, but must match Tuition Equalization Grant.	Need	Institution
Texas Public Educational-State Student Incentive Grant	\$1,500	Based on need as determined by FAO.	Need Criterion	Institution
Texas Assistance Grant Program	\$1,000	Not Given	Not Given	Not Given
<u>Loans</u>				
Hinson-Hazlewood College Student Loan	\$2,000/Year Undergraduate; \$2,500/Year Graduate-Medical, Dental, Law	Derived as part of financial aid packaging process at institution.	Established by Institution	Institution
<u>Non Need-Based</u>				
Tuition and Fee Exemption Programs	Information not given-----			

591

592

NUMBER OF NEED-BASED GRANT PROGRAM APPLICANTS

TEXAS 51

DATA NOT AVAILABLE

	\$0-5,999	\$6,000-8,999	\$9,000-11,999	\$12,000-14,999	\$15,000-19,999	\$20,000 & Over
INDEPENDENTS						
	DEPENDENTS					

Income Level

DATA NOT AVAILABLE

DATA NOT AVAILABLE

WHITE	BLACK	HISPANIC	AMERICAN INDIAN	ASIAN	OTHER

Ethnic Status

MEN	WOMEN

Sex

NUMBER OF NEED-BASED GRANT PROGRAM RECIPIENTS AND AVERAGE AWARD SIZE

F2

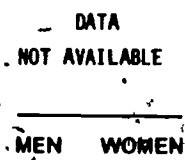
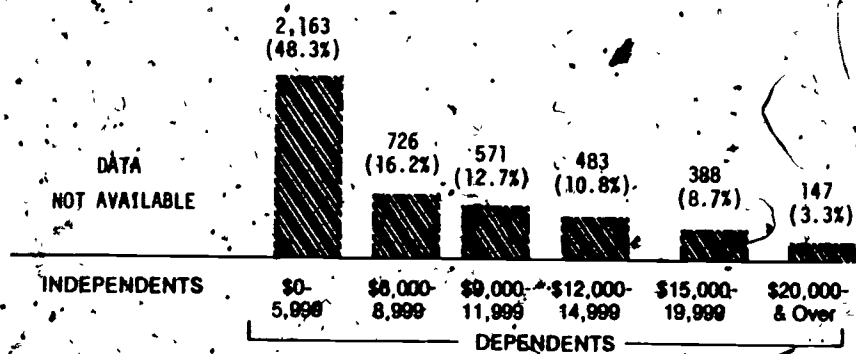
TEXAS

NUMBER OF RECIPIENTS

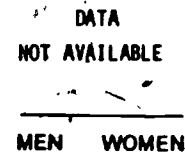
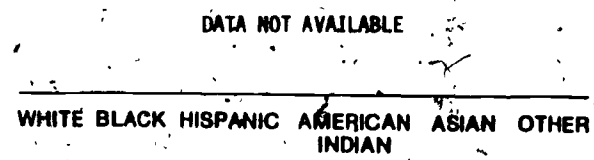
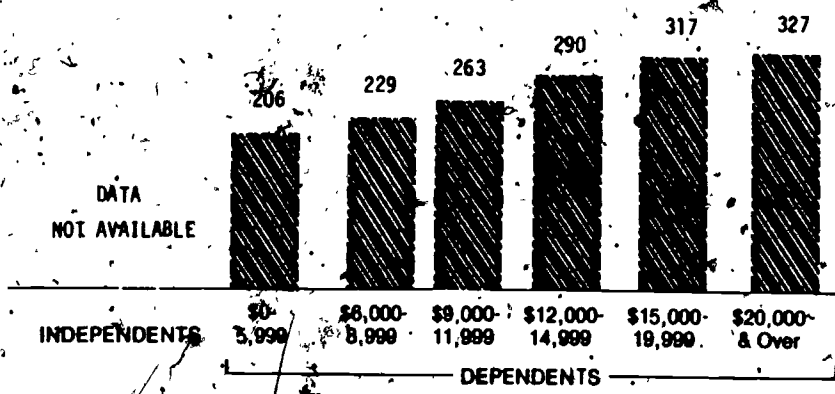
Income Level

Ethnic Status

Sex



AVERAGE AWARD SIZE



These data were taken from the Financial Status and Performance Report for the Reporting Period July 1, 1975, to September 30, 1976, and only reflect the distribution of the federal portion of the "Number of Recipients" and "Average Award Size." These data do not differentiate between dependent and independent students.

596

SOURCES AND DISTRIBUTION OF NEED-BASED GRANT PROGRAM FUNDS

TEXAS G1

THESE FIGURES FOR THE 1975-76 SCHOOL YEAR PERTAIN TO:

- TUITION EQUALIZATION GRANTS
- PUBLIC EDUCATIONAL GRANTS
- STATE STUDENT INCENTIVE GRANTS


STATE APPROPRIATIONS

\$7,824,258 87.9%

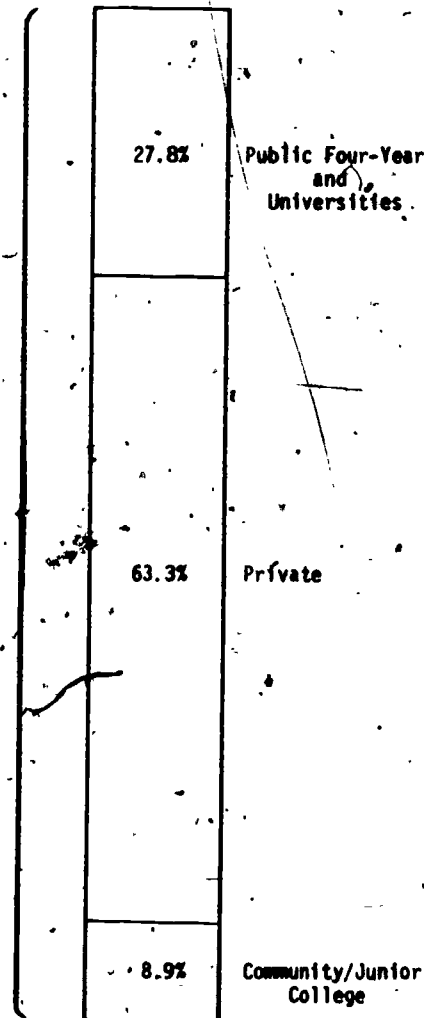
PRIVATE GIFTS

\$1,075,742 12.1%

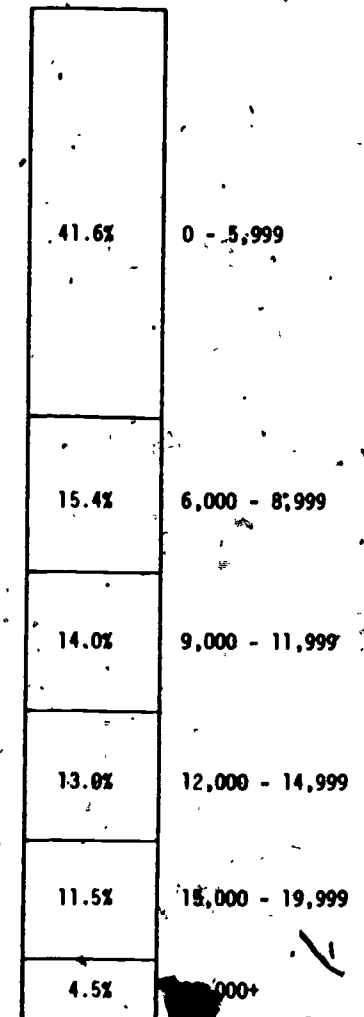
FEDERAL SSIIG PROGRAM



INSTITUTIONAL SECTORS



STUDENT INCOME CATEGORIES



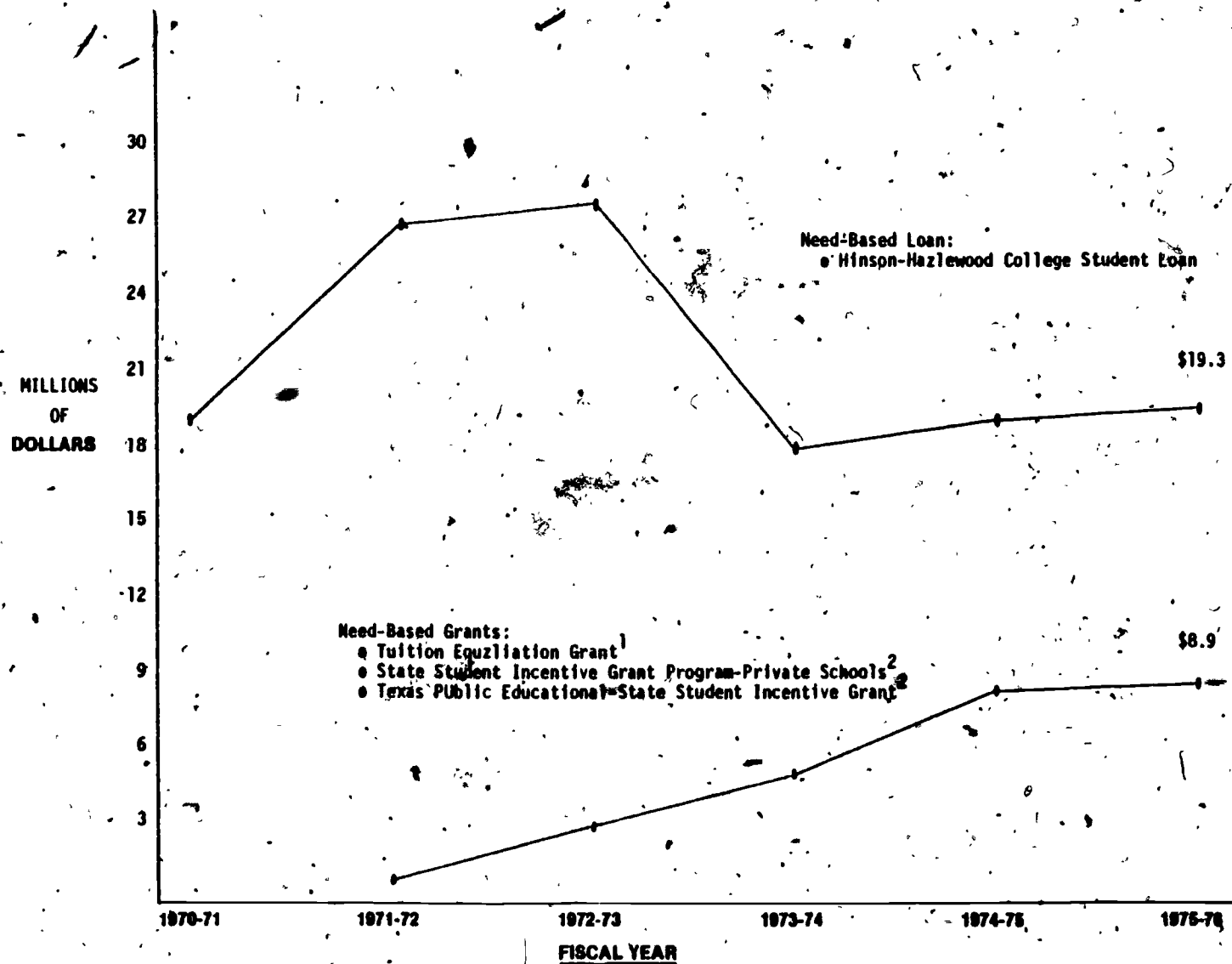
These data were taken from the Financial Status and Performance Report for the Reporting Period July 1, 1975, to September 30, 1976. The figures pertaining to the distribution of funds by institutional sector and student income categories only reflect the distribution of the federal portion of the total dollars.

SSIG funds are not necessarily used in all programs.

597

HISTORIC STATE EXPENDITURES ON STUDENT-ASSISTANCE PROGRAMS

TEXAS G2



Need-Based Grants:
 1 Tuition Equalization Grant
 2 State Student Incentive Grant Program-Private Schools
 3 Texas Public Educational State Student Incentive Grant

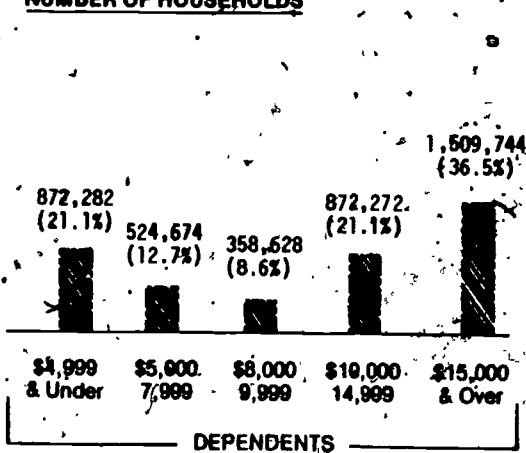
1 1971-72 first year of program.
 2 1974-75 first year of program.

599

STATE POPULATION PROFILE

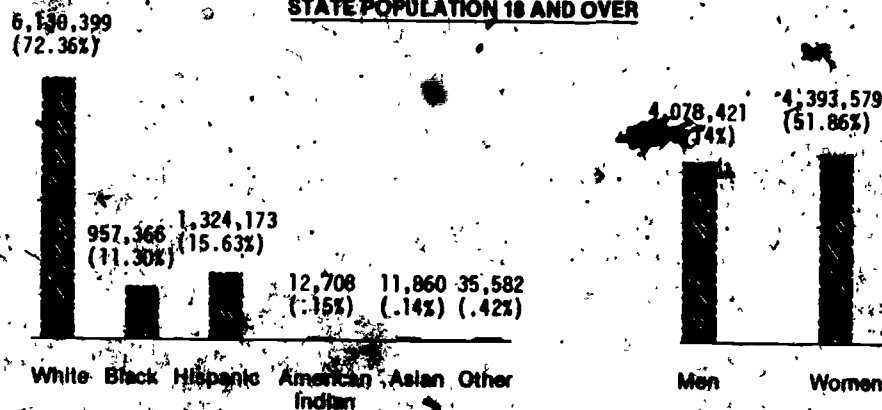
TEXAS H1

NUMBER OF HOUSEHOLDS



Effective Buying Income

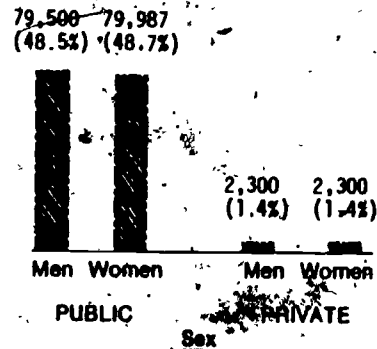
STATE POPULATION 18 AND OVER



Ethnicity

Sex

STATE HIGH SCHOOL GRADUATES

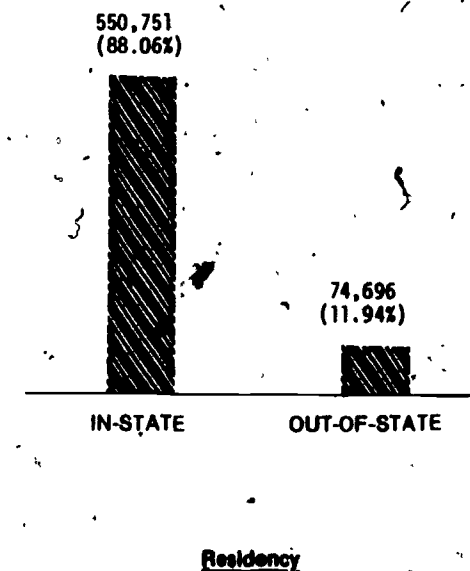
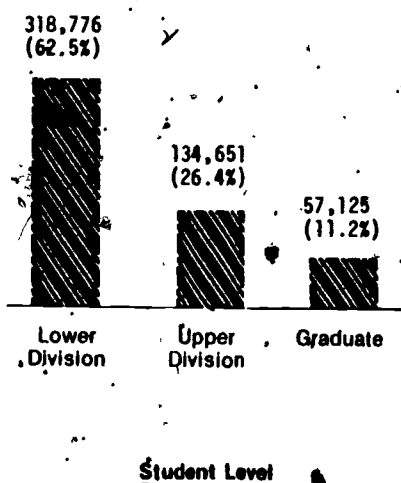
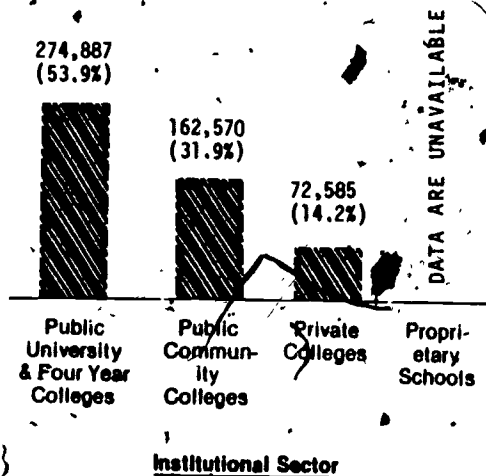

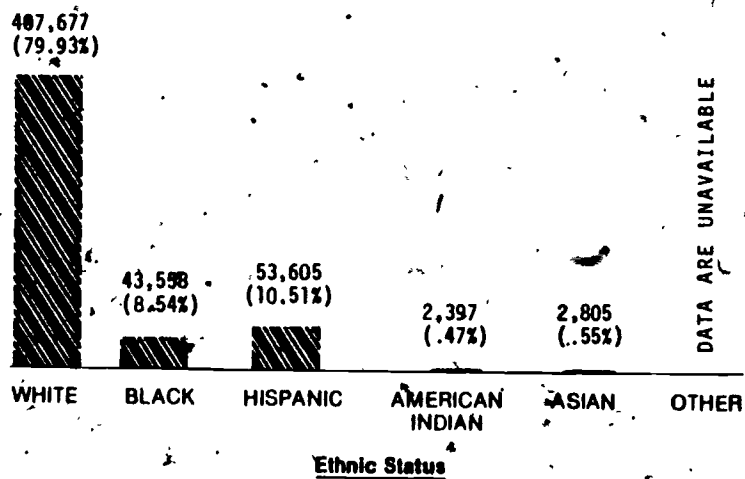


Sex

(c) Sales and Marketing Management 1977 Survey of Buying Power Data Service

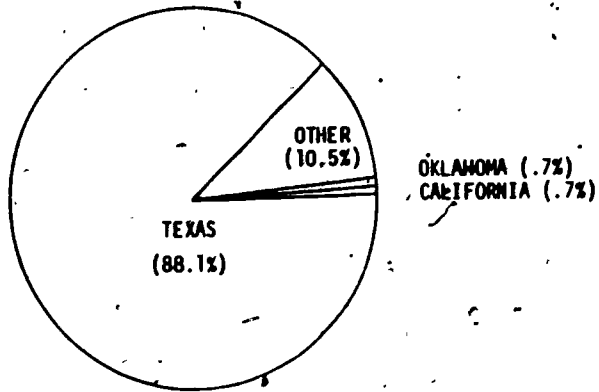
STATE POSTSECONDARY EDUCATION STUDENT ENROLLMENTS

TEXAS H2

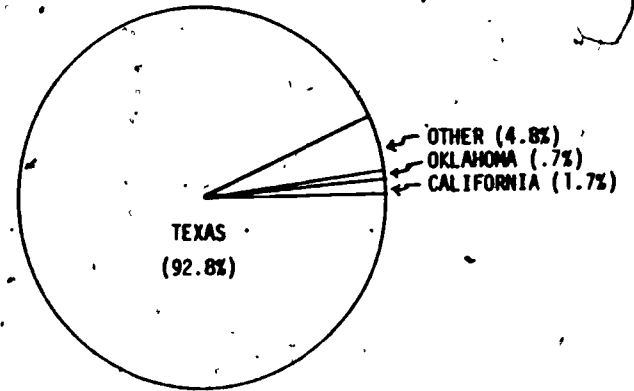


INTERSTATE MIGRATION OF STUDENTS

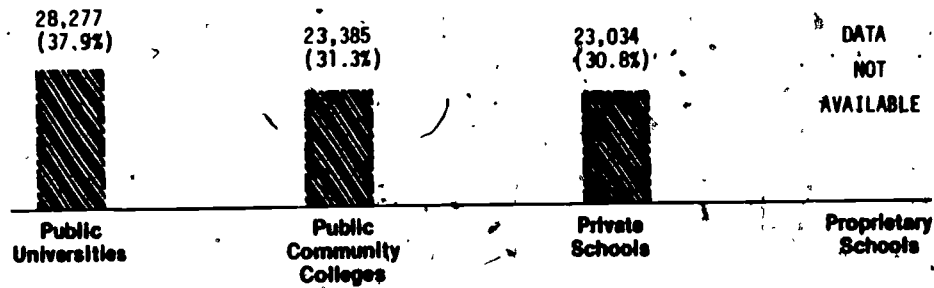
TEXAS H3



**RESIDENT AND NON-RESIDENT STUDENTS
ATTENDING IN-STATE INSTITUTIONS**



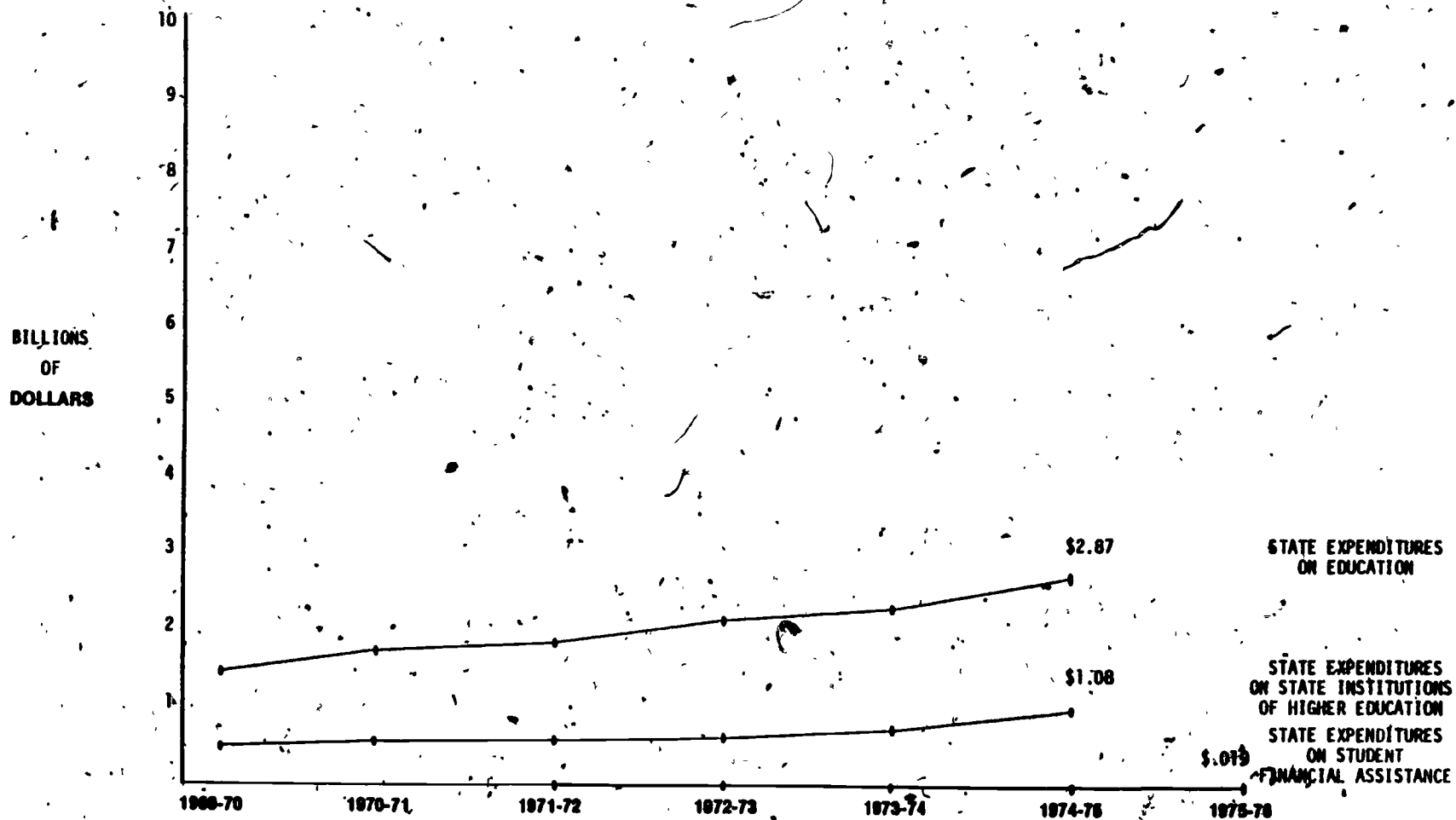
**RESIDENT STUDENTS ATTENDING IN-STATE
AND OUT-OF-STATE INSTITUTIONS**



INSTITUTIONAL SECTOR
(Out-of-State Students in School In-State)

STATE EXPENDITURE ON POSTSECONDARY EDUCATION STUDENT ASSISTANCE

TEXAS -11 9



THESE DATA PERTAIN TO:

- TUITION EQUALIZATION GRANT
- STATE STUDENT INCENTIVE GRANT PROGRAM-PRIVATE SCHOOLS

FISCAL YEAR

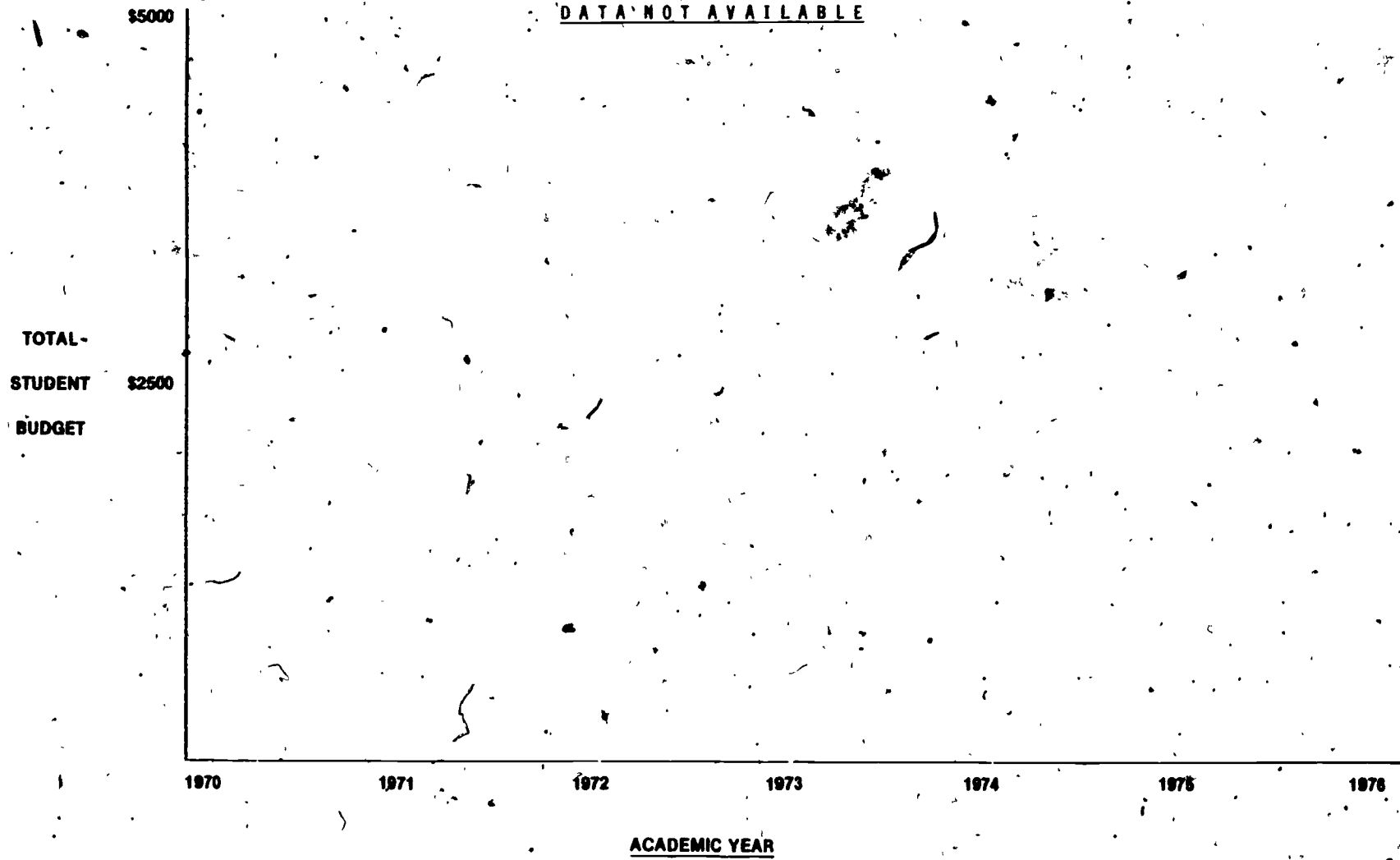
- TEXAS PUBLIC EDUCATIONAL-STATE STUDENT INCENTIVE GRANT

607

608

**GROSS COSTS TO STUDENTS ATTENDING SCHOOL
BY POSTSECONDARY EDUCATION SECTORS**

TEXAS 12

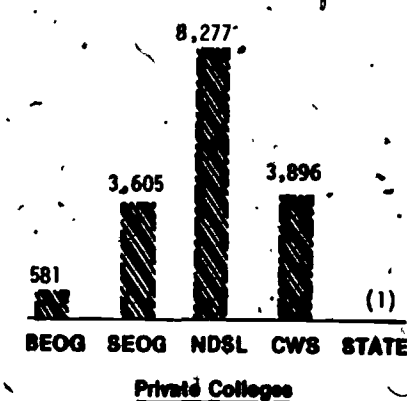
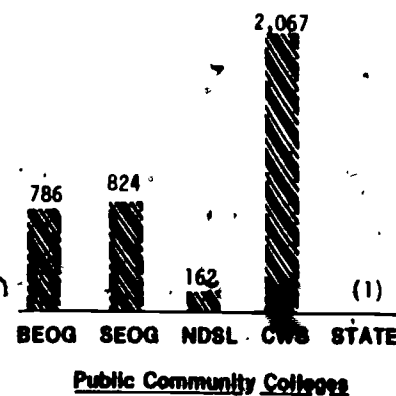
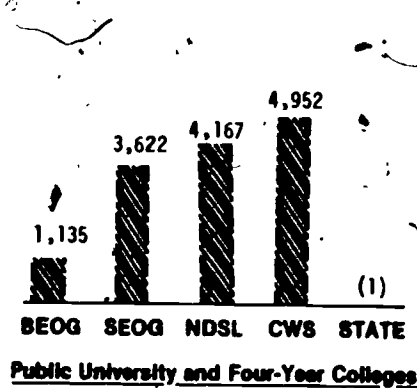


609

610

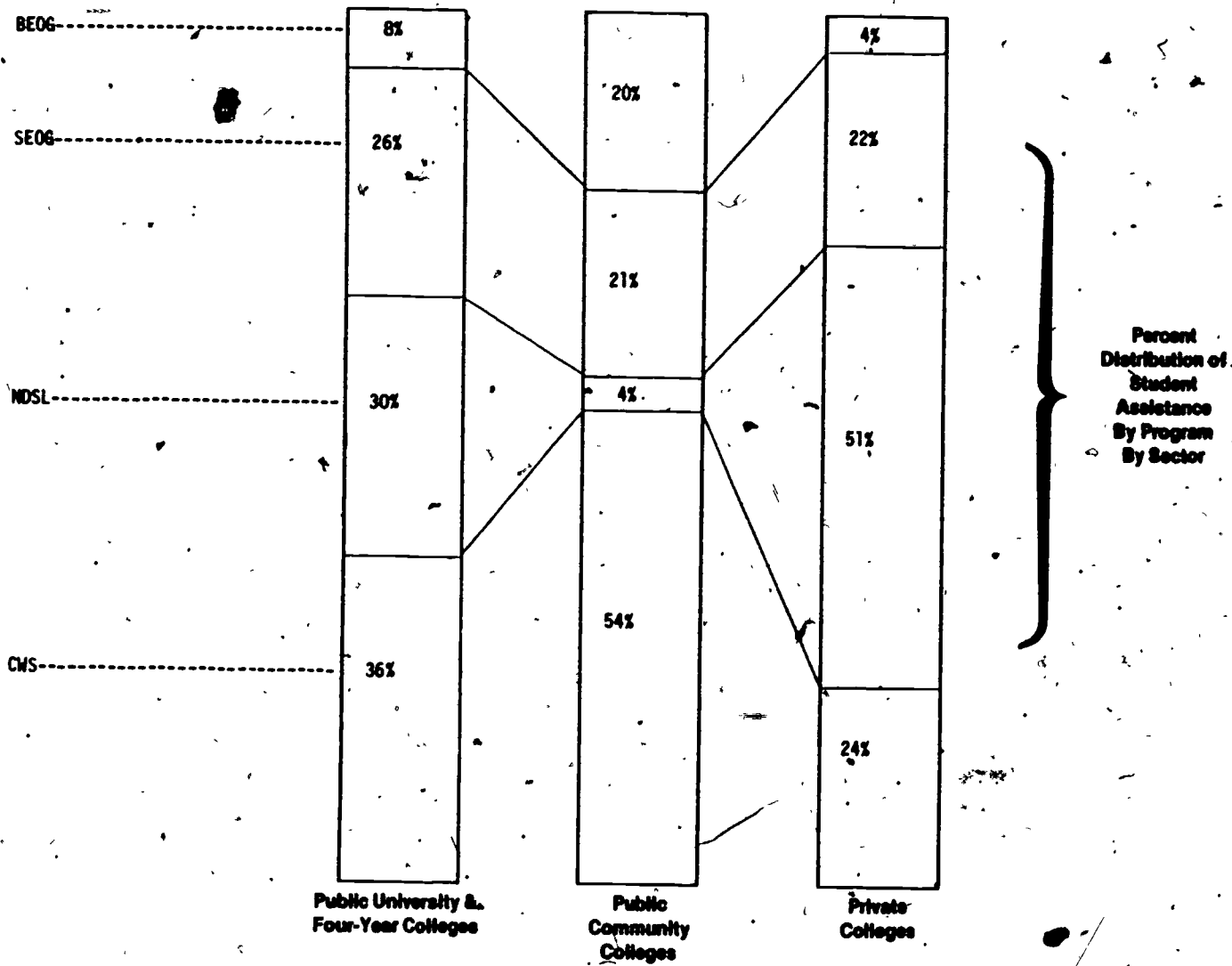
LEVELS OF FEDERAL AND STATE PROGRAM FUNDING BY INSTITUTIONAL SECTOR

(Figures in thousands)



(1) The data pertaining to state dollars awarded by institutional sector are unavailable.

RELATIVE IMPORTANCE OF FEDERAL AND STATE PROGRAM FUNDING BY SECTOR



The data pertaining to state dollars awarded by institutional sector are unavailable.

**DESCRIPTIONS OF PROGRAM OFFICES AND AGENCIES AND
CORRESPONDING PROGRAM RESPONSIBILITIES**

UTAH A1

Utah System of Higher Education serves as the state agency administering only the State Student Incentive Grant Program. All other student assistance programs are administered at the institutional level.

1. State Student Incentive Grant Program

WICHE Student Exchange Programs have been developed to help western students obtain access to fields of professional education that are not available in their home state. The program is administered centrally by the Western Interstate Commission on Higher Education. Located within each state is a certifying officer who is the state's representative.

1. WICHE Student Exchange Program

State Department of Education

1 Assistance to Dependents of Deceased/Disabled Veterans

615

616

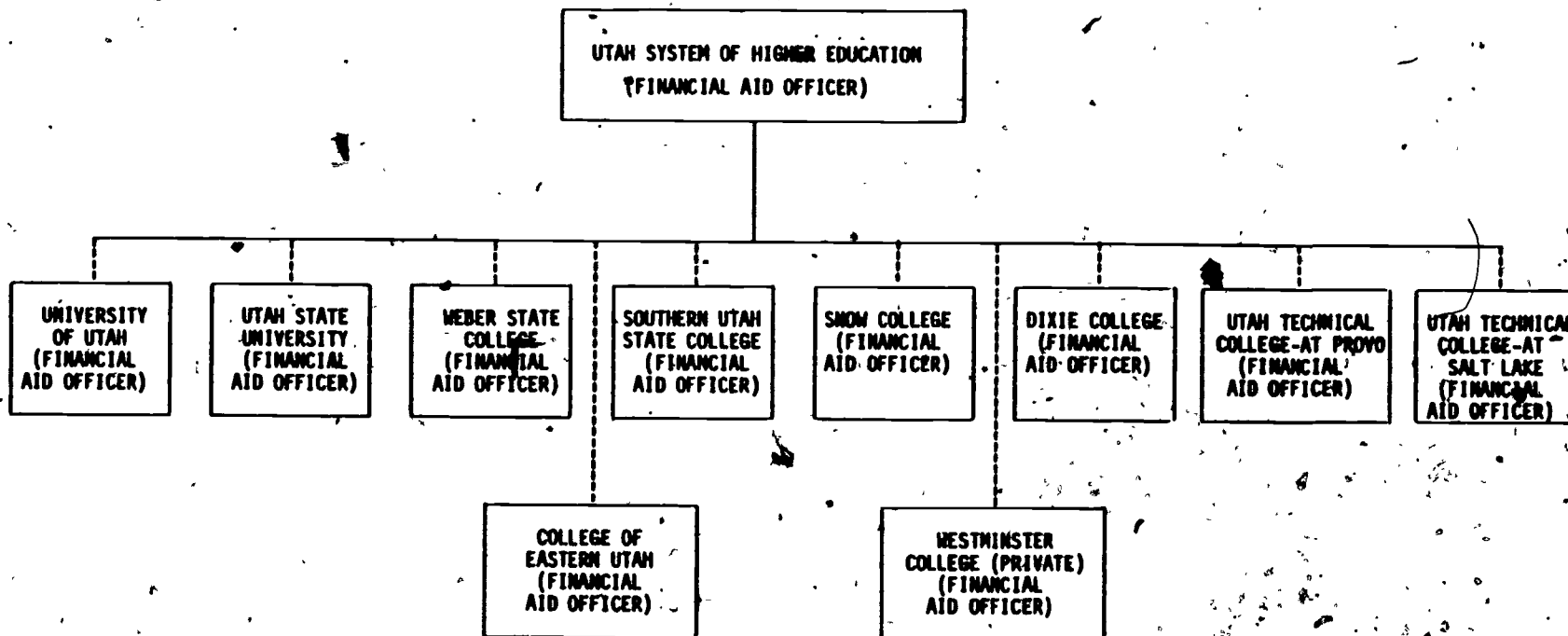
RELATIONSHIPS OF STATE AGENCIES

UTAH A2

Except for the State Student Incentive Grant program all student assistance programs are administered at the institutional level. In the State Student Incentive Grant program, the Utah System of Higher Education serves as the state agency. Before disbursements are made a student roster is submitted by the institutions for approval, the System's financial aid officer. Institutional financial aid officers process applications for student aid, need analysis forms, and disbursements to students.

STATE AGENCY ORGANIZATION

UTAH B1



619

620

**MANAGEMENT RELATIONSHIPS BETWEEN THE STATE AGENCY
AND OTHER STATE AGENCIES/INSTITUTIONS**

UTAH B2

WHO ACCOMPLISHES THE FOLLOWING?

**STATE
PROGRAM
OFFICE**

**INSTITUTIONAL
FINANCIAL
AID OFFICER**

OTHER OFFICERS OR AGENCIES

Processing of Applications

- Verification of Student Application Information
- Identification of Eligible Recipients
- Determination of Award Size
- Assignment of Priority to Awards
- Formally Approves Award

X
X
X
X
X
X
X
X
X

Makes Payment to Student (or Credits Student Account)

Makes Post-Award Adjustments

**Initiates the Prosecution of Possible Fraudulent
Student applications**

Publicizes Award Availability

621

622

STATE PROGRAM OFFICE DEFINITIONS FOR SELECTED TERMS

UTAH 83

DEFINITIONS USED BY STATE PROGRAM OFFICES

STATE DEFINITION SPECIFIED BY

STATE DEFINITION COMMONLY USED BY ALL INSTITUTIONS

STATE DEFINITION CONSISTENT ACROSS ALL STATE PROGRAMS

Half-Time Student - A student who carries less than six credit hours of course work.

Interpretation

PUBLIC

PRIVATE

Yes

Yes

Yes

State Resident - A state resident is determined by the general law on the subject of domicile. A student whose family moves to Utah with the intent of taking up permanent residence shall immediately be eligible to register as a Utah student.

Law

Yes

Not
Necessary

Yes

Independent Student - A student who is not claimed as a dependent of his parent's income tax return or one who does not receive gifts exceeding \$600.

Interpretation

Yes

Yes

Yes

Non-Profit Institution - An institution whose objective is to provide services without regard for financial gain. Resources are consumed to attain service objective rather than to make a profit.

Interpretation

Yes

Yes

Yes

Satisfactory Academic Progress - Is measured by the student's ability to remain matriculated and is working toward a degree.

Interpretation

United States Citizenship - Those persons who are citizens or nationals of the United States. Also included are those people who are permanent residents and who are in this country for other than a temporary purpose.

Law

Yes

Yes

Yes

**INFORMATION FLOW BETWEEN THE STATE PROGRAM OFFICE
AND VARIOUS FEDERAL OFFICES**

UTAH B4

	<u>TYPE OF INFORMATION PROVIDED BY STATE STUDENT-AID AGENCY</u>	<u>TYPE OF INFORMATION RECEIVED BY STATE STUDENT-AID AGENCY</u>	<u>PERCEPTION OF ADEQUACY OF INFORMATION FLOW</u>
<u>FEDERAL OFFICES</u>			
SSIG Office	Summaries Recipients	Regulations Terminations	Adequate
BEOG Office	None	None	
Regional OE Student-Assistance Office (Campus-Based Programs)	None	None	
Washington OE Office (Campus-Based Programs)	None	None	
FISL/GSL Office	None	None	
<u>STATE/INSTITUTIONAL OFFICES</u>			
Public Institutions	Summaries	Summaries	Adequate
Private Institutions	Summaries	Summaries	Adequate
Governor/Budget Office	Summaries	Summaries	Adequate
State Legislature (Including Committee Staffs)	Summaries	Summaries	Adequate

625

626

MANAGEMENT STAFFING OF STATE PROGRAM OFFICES

UTAH 85

<u>MANAGEMENT FUNCTION</u>	<u>PERCENTAGE OF STAFF EFFORT</u>	<u>STAFF ASSISTANCE FROM OTHER AGENCIES</u> <u>COMMENTS</u>
APPLICATIONS PROCESSING (Includes verification of student information, need analysis, award determination, etc.)	0	Unavailable ¹
RESPONDING TO REQUESTS FOR INFORMATION (Includes federal requests for information, parent/student inquiries, testimony in hearings, etc.)	50	Unavailable ¹
PROGRAM REVIEW (Includes on-site visits to institutions, formal/informal audits, etc.)	10	Unavailable ¹
PUBLIC RELATIONS AND INFORMATION DISSEMINATION (Includes parent/student workshops, work on promotional literature, etc.)	0	Unavailable ¹
GENERAL ADMINISTRATION (Includes executive personnel, staff training and development, regulations and guidelines, preparation of summary statistics; etc.)	40	Unavailable ¹
OTHER MANAGEMENT ACTIVITIES (Includes any special staff activities which do not clearly fall in one of the above categories)	0	Unavailable ¹

¹ Individual institutions perform this service.

**STATE AGENCY CALENDAR OF EVENTS FOR NEED-BASED
PROGRAMS FOR 1976-77 SCHOOL YEAR**

UTAH

MONTH/YEAR

EVENTS

MARCH 1976 Legislature appropriates student assistance funds

Done by institutions

SEPTEMBER 1976 Agency (or institutions) announces award winners

PROGRAM AND FISCAL CONTROLS OF PROGRAMS OPERATED BY STATE AGENCY

UTAH

<u>PROGRAM CONTROLS</u>	<u>CONTROL USED SAMPLE OR TOTAL POPULATION STUDIED</u>	<u>AGENCY/OFFICE UNDERTAKING CONTROLS</u>	<u>SPECIAL ACTIONS COMMENTS</u>
A. <u>Control on Student Application Data Accuracy</u>			
1. Match Against Tax Forms?	Yes	Institution	
2. Match Against BEOG Applications?	Yes	Institution	
3. Match Against Institutional Student Records?	Yes	Institution	
4. Warnings of Prosecution?	Yes	Institution	
5. Prosecution?	Yes	Institution	
B. <u>Controls on Attendance and/or Progress</u>			
1. Check on Enrollment/Initial Attendance?	Yes	Institution	
2. Check on Mid-Term Attendance?			
3. Check on Course Completion?	Yes	Institution	
4. Check on Academic Progress Before Award?	Yes	Institution	
5. Partial Awards?			
C. <u>Controls on Award Size</u>			
1. Check to Make Sure Other Awards Actually Made?	Yes	Institution	
2. Match Against BEOG, Campus-Based Award Files?	Yes	Institution	
3. Re-Check to Ensure Award Adjustments Actually Made?			
4. Second Review of Aid Packages?			
D. <u>Controls on Institutional Student-Aid Operations</u>			
1. Independent Program Audits?	Yes	Institution, State	
2. Aid Officer Bonding?	Yes	Institution, State	
3. Aid Officer Certification?			
4. Double Signatures on All Fund Transfers?	Yes	Institution	
E. <u>Controls on Central Administrative Staff Operations</u>			
1. Independent Program Audits?	Yes	State	
2. Bonding of Staff Members?	Yes	State	
3. Double Signatures on All Fund Transactions?	Yes	State	

Annual only.

631

632

**PROGRAM INFORMATION DISSEMINATION PROCEDURES
USED FOR STATE NEED BASED PROGRAMS**

UTAH G1

TYPE OF INFORMATION PROVIDED

<u>INFORMATION PROVIDED THROUGH</u>	<u>APPLICATION FORMS</u>	<u>ELIGIBILITY CONDITIONS</u>	<u>FILING/CLOSING DATES FOR STATE PROGRAMS</u>	<u>INFORMATION ON THE COST OF ATTENDANCE AT VARIOUS TYPES OF INSTITUTIONS</u>	<u>INFORMATION ABOUT APPLYING FOR AID FROM OTHER SOURCES</u>	<u>INFORMATION ON PENALTIES FOR PROVIDING FRAUDULENT DATA</u>
1. High School Counselors		X	X	X	X	X
2. College Financial-Aid Officers		X	X	X	X	X
3. Direct Mailings to Graduating High School Students or Parents	X	X	X	X	X	
4. High School Meetings or Workshops	X	X	X	X	X	X
5. College Admissions Office	X	X	X	X	X	X
6. Newspaper Ads						
7. Radio, Television Ads						
8. Social Service Agencies	X	X	X		X	X
9. Other (Please Specify)						

COMMENTS: Institutions have predominant role in disseminating information to prospective students.

2

DESCRIPTIONS OF STATE-SPONSORED STUDENT ASSISTANCE PROGRAMS

UTAH D1

WICHE Student Exchange Program (Utah System of Higher Education) - A tuition-remission program which aids students in participating western states to obtain access to fields of professional education that are not available in their home states. This program assists qualified Utah students in obtaining professional training in dentistry, veterinary medicine, optometry and podiatry. Funds appropriated by a sponsoring state reimburse the receiving school through payment of an institutional support fee for the educational service offered. The students does not receive a cash stipend.-

State Normal Scholarships (Individual Public Institutions) - A tuition-remission program to provide students enrolled in teacher education with an abatement of tuition while attending public four-year and two-year institutions. The number of scholarships varies from institution as prescribed by law.

State Assistance to Dependents of Deceased/Disabled Veterans (State Department of Education) - A tuition-remission grant program to provide the education of resident unmarried widows and children of persons who were killed in action or died as a result of war service in World War II or the Korean War. Enrollment must be at public institutions.

BASIC STATE PROGRAM INFORMATION

UTAH D2

<u>Programs</u>	<u>Year</u>	<u>Number of Awards</u>	<u>Average Full-Time Award Size</u>	<u>Total Dollars Awarded</u>	<u>Eligible Population</u>
<u>Non Need-Based</u>					
WICHE Student Exchange Program		Information Unavailable-----			Qualified Residents
State Normal Scholarships		Unavail- able	Unavail- able	Unavail- able	Prospective Teachers
State Assistance to Dependents of Deceased/Disabled Veterans		Unavail- able	Unavail- able	Unavail- able	Dependents of Veterans/POM/MIA

Each institution maintains these. The number of scholarships varies from institution as prescribed by law.

STUDENT ELIGIBILITY CRITERIA FOR STATE PROGRAMS

UTAH E1

<u>Programs</u>	<u>Acceptable Residency Status</u>	<u>Accept- able Attend. Status</u>	<u>Acceptable Student Levels</u>	<u>Special Priority to Conf'g. Awards</u>	<u>Income Limits</u>	<u>Need Limits</u>
<u>Non Need-Based</u>						
WICHE Student Exchange Program	Residents attending In/Out of State	Full-Time	Juniors Seniors Graduates	Yes	Not Applicable.	Not Applicable
State Normal Scholarships	Residents and Non- Residents attending In-State Schools	Full-Time	All Under- graduates	Yes	Not Applicable	Not Applicable
State Assistance to Dependents of Deceased/Disabled Veterans	Residents attending In-State	Part-Time	All Under- graduates	No	Not Applicable	Not Applicable

INSTITUTIONAL ELIGIBILITY CRITERIA FOR STATE STUDENT-ASSISTANCE PROGRAMS

UTAH E2

<u>Programs</u>	<u>University and 4-Year Colleges</u>	<u>Community/ Junior Colleges</u>	<u>Voc./Tech. Schools</u>	<u>Proprietary</u>	<u>Special Types of Institutions</u>
<u>Non Need-Based</u>					
WICHE Student Exchange Program	Public Private	No	No	No	No
State Normal Scholarships	Public	Public	No	No	No
State Assistance to Dependents of Deceased/Disabled Veterans	Public	Public	Public	No	No

NEED DETERMINATION CRITERIA FOR STATE PROGRAMS

UTAH E3

<u>Programs</u>	<u>Program Definition of Need</u>	<u>Is BEOG Application Required?</u>	<u>Expected Family Contribution (EFC) Method</u>	<u>Student Budget Includes What Items?</u>
-----------------	-----------------------------------	--------------------------------------	--	--

INFORMATION NOT APPLICABLE

643

644

AWARD SIZE DETERMINATION CRITERIA FOR STATE PROGRAMS

UTAH E4

<u>Programs</u>	<u>Maximum Award Size?</u>	<u>What Award Size Determination Method Is Used?</u>	<u>How is Award Priority Determined?</u>	<u>Who Ultimately Determines Award Amount?</u>
Non Need				
WICHE Student Exchange Program	\$9,000 per student per year	By WICHE agreement	Unavailable	Board of Regents & Commissioners of Higher Education
State Normal Scholarships	Tuition	Tuition	By President of the Institution	Institution
State Assistance to Dependents of Deceased/Disabled Veterans	Tuition/Books/Supplies	Cost of tuition, books and supplies.	Widow or child of veteran killed in action or who died as a result of war service in WW II or Korean War.	State

645

646

NUMBER OF NEED-BASED GRANT PROGRAM APPLICANTS

U T A H F1

DATA NOT AVAILABLE

INDEPENDENTS	\$0- 5,999	\$6,000- 8,999	\$9,000- 11,999	\$12,000- 14,999	\$15,000- 19,999	\$20,000 & Over
	DEPENDENTS					

Income Level

DATA NOT AVAILABLE

WHITE	BLACK	HISPANIC	AMERICAN INDIAN	ASIAN	OTHER
<u>Ethnic Status</u>					

DATA
NOT AVAILABLE

MEN	WOMEN
<u>Sex</u>	

647

648

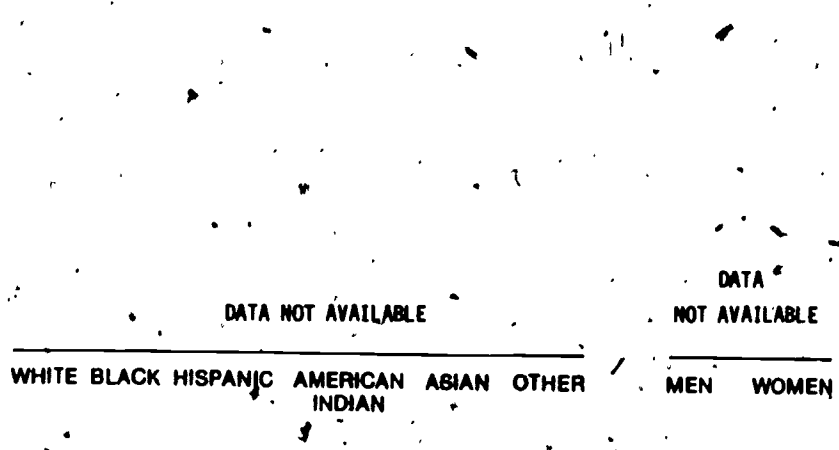
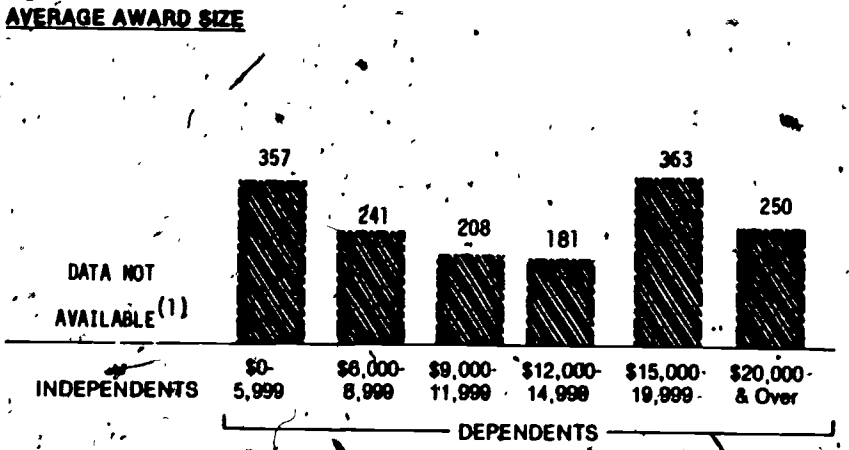

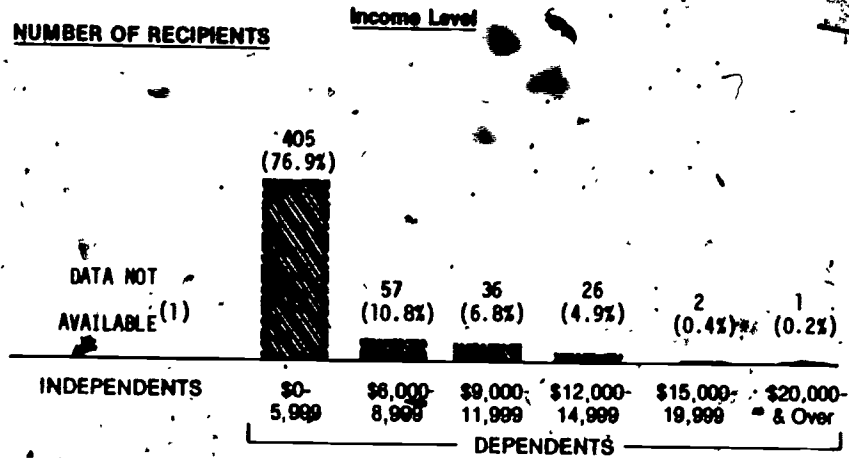
NUMBER OF NEED-BASED GRANT PROGRAM RECIPIENTS AND AVERAGE AWARD SIZE

F2

U T A H

THESE FIGURES FOR THE 1975-76 SCHOOL YEAR PERTAIN TO:

• STATE STUDENT INCENTIVE GRANTS



649

(1) The distribution of awards by student income categories includes awards made to both dependent and independent students. The data available did not distinguish between dependent and independent students.

650

SOURCES AND DISTRIBUTION OF NEED-BASED GRANT PROGRAM FUNDS

UTAH G1

THESE FIGURES FOR THE 1975-76 SCHOOL YEAR PERTAIN TO:

- STUDENT INCENTIVE GRANTS


STATE APPROPRIATIONS

\$171,451 50.0%

PRIVATE GIFTS


\$171,451 50.0%

FEDERAL SSIG PROGRAM



INSTITUTIONAL SECTORS

STUDENT INCOME CATEGORIES



These data were taken from the Financial Status and Performance Report for the Reporting Period July 1, 1975, to September 30, 1976.

**HISTORIC STATE EXPENDITURES ON
STUDENT-ASSISTANCE PROGRAMS**

UTAH G2

DOLLARS

NOT APPLICABLE

1970-71

1971-72

1972-73

1973-74

1974-75

1975-76

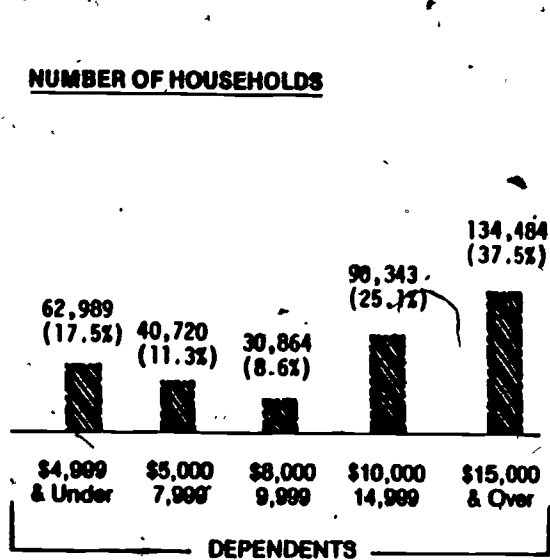
FISCAL YEAR

553

STATE POPULATION PROFILE

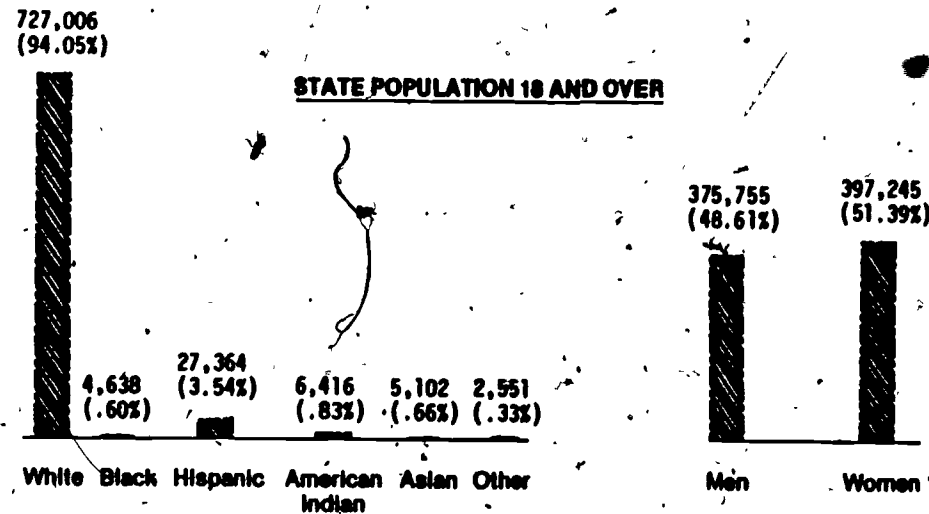
UTAH H1

NUMBER OF HOUSEHOLDS



Effective Buying Income

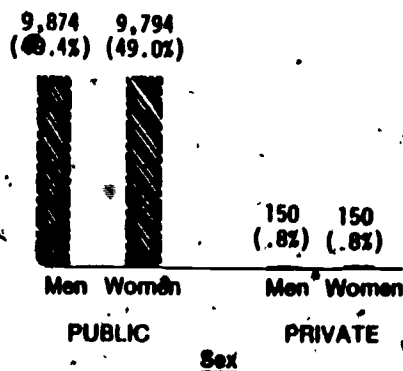
STATE POPULATION 18 AND OVER



Ethnic Status

Sex

STATE HIGH SCHOOL GRADUATES



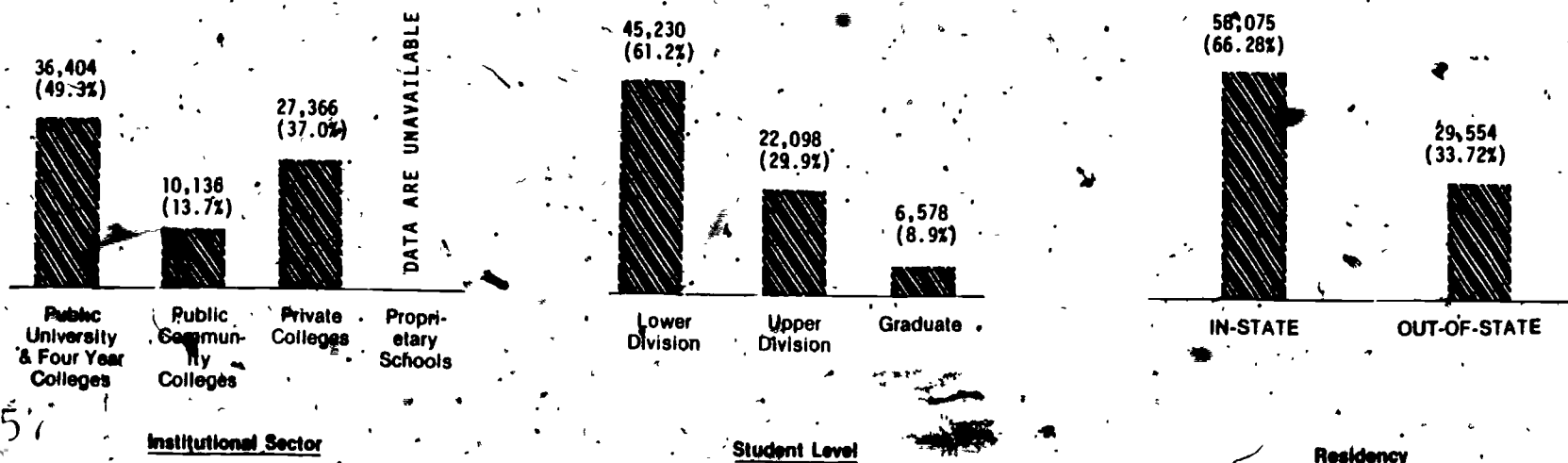
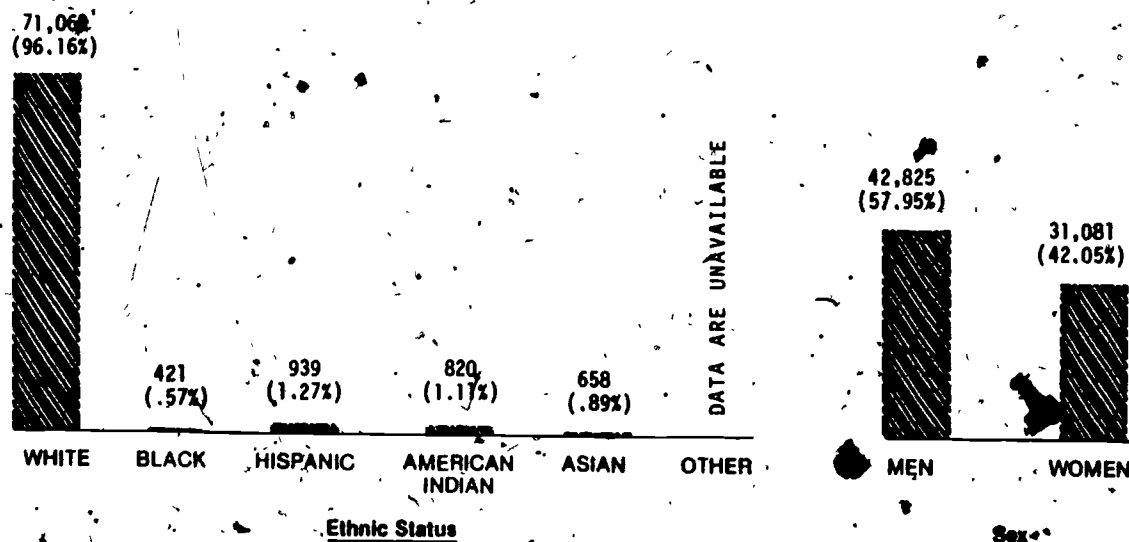
Sex

The high school graduation figures do not include 464 persons granted a high school equivalency certificate nor 1,260 persons graduated from other than regular day school programs.

(c) Sales and Marketing Management 1977 Survey of Buying Power Data Service

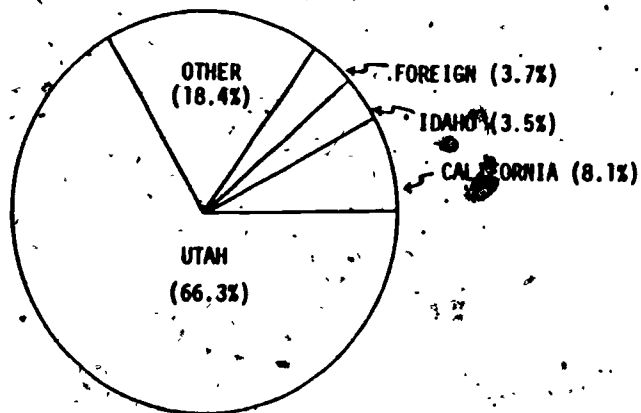
STATE POSTSECONDARY EDUCATION STUDENT ENROLLMENTS

UTAH H2

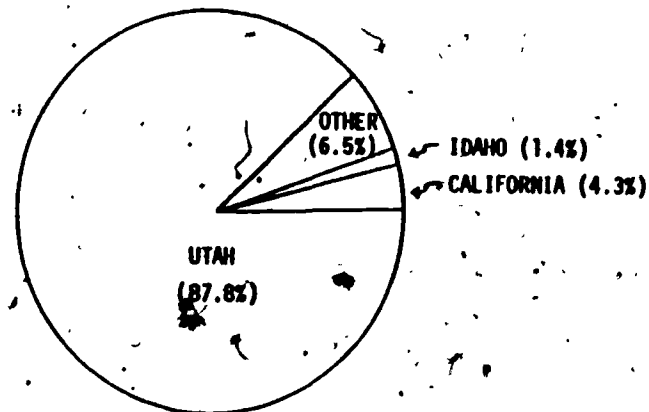


INTERSTATE MIGRATION OF STUDENTS

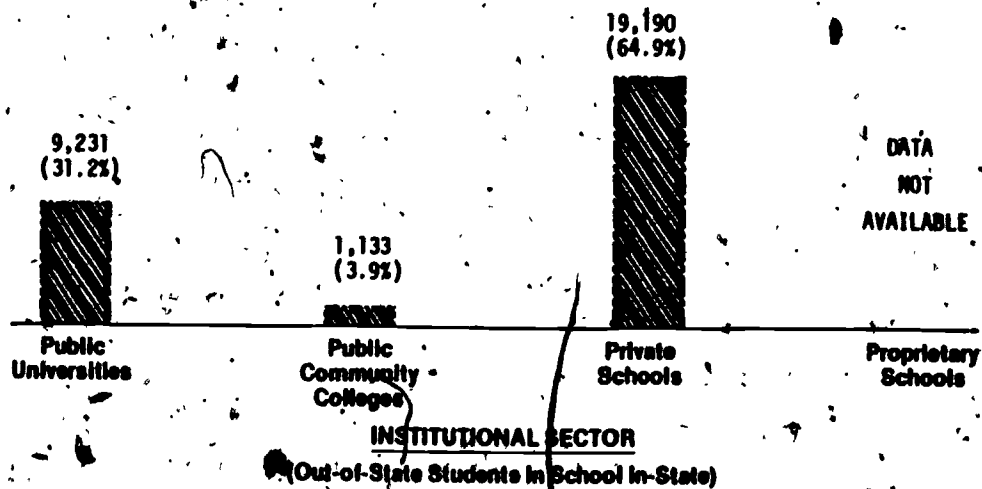
UTAH H3



**RESIDENT AND NON-RESIDENT STUDENTS
ATTENDING IN-STATE INSTITUTIONS**



**RESIDENT STUDENTS ATTENDING IN-STATE
AND OUT-OF-STATE INSTITUTIONS**

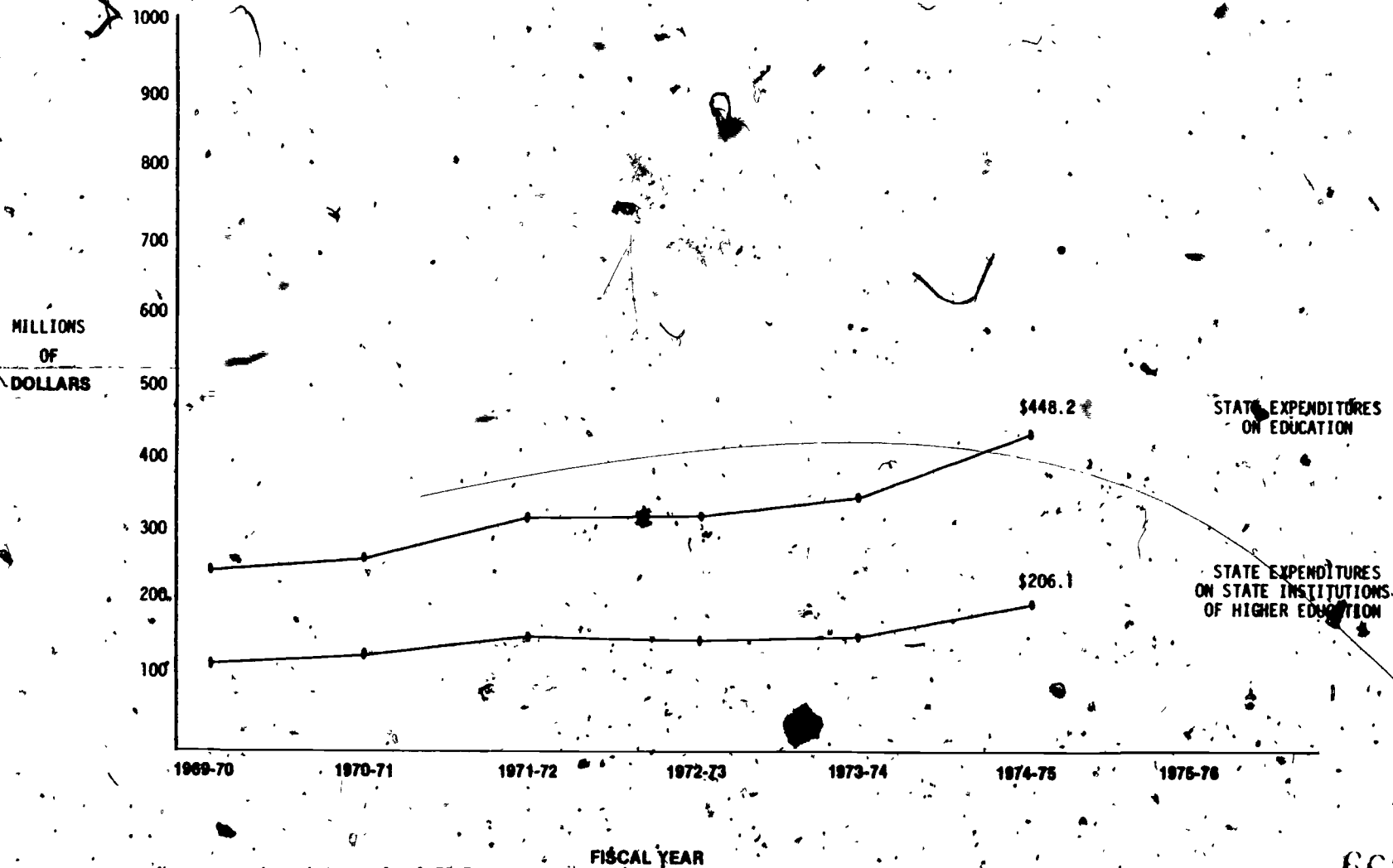


659

660

STATE EXPENDITURE ON POSTSECONDARY EDUCATION STUDENT ASSISTANCE

UTAH 11



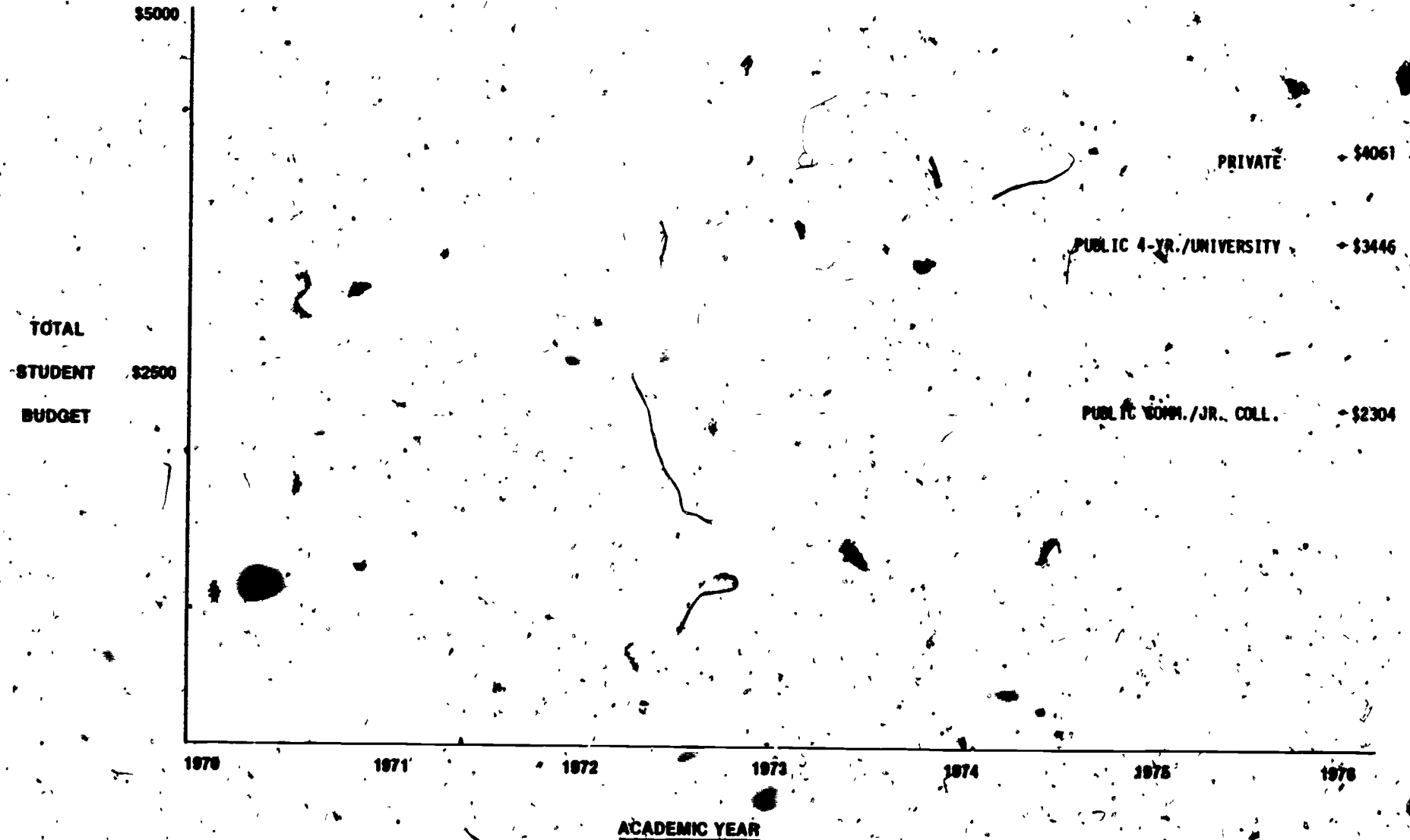
No program in existence for 1975-76 year.

661

662

GROSS COSTS TO STUDENTS ATTENDING SCHOOL BY POSTSECONDARY EDUCATION SECTORS

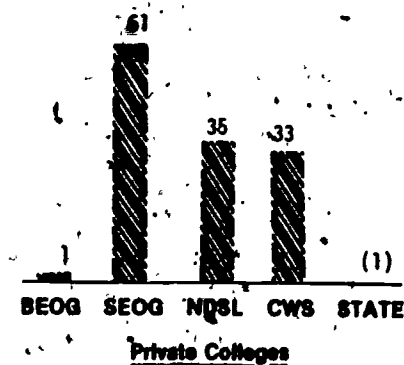
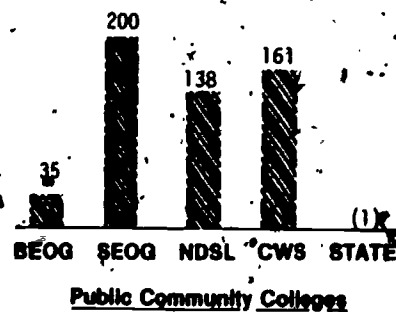
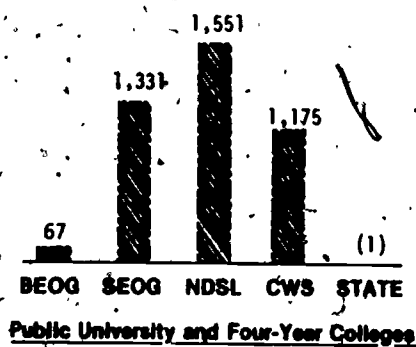
UTAH 12



LEVELS OF FEDERAL AND STATE PROGRAM FUNDING BY INSTITUTIONAL SECTOR

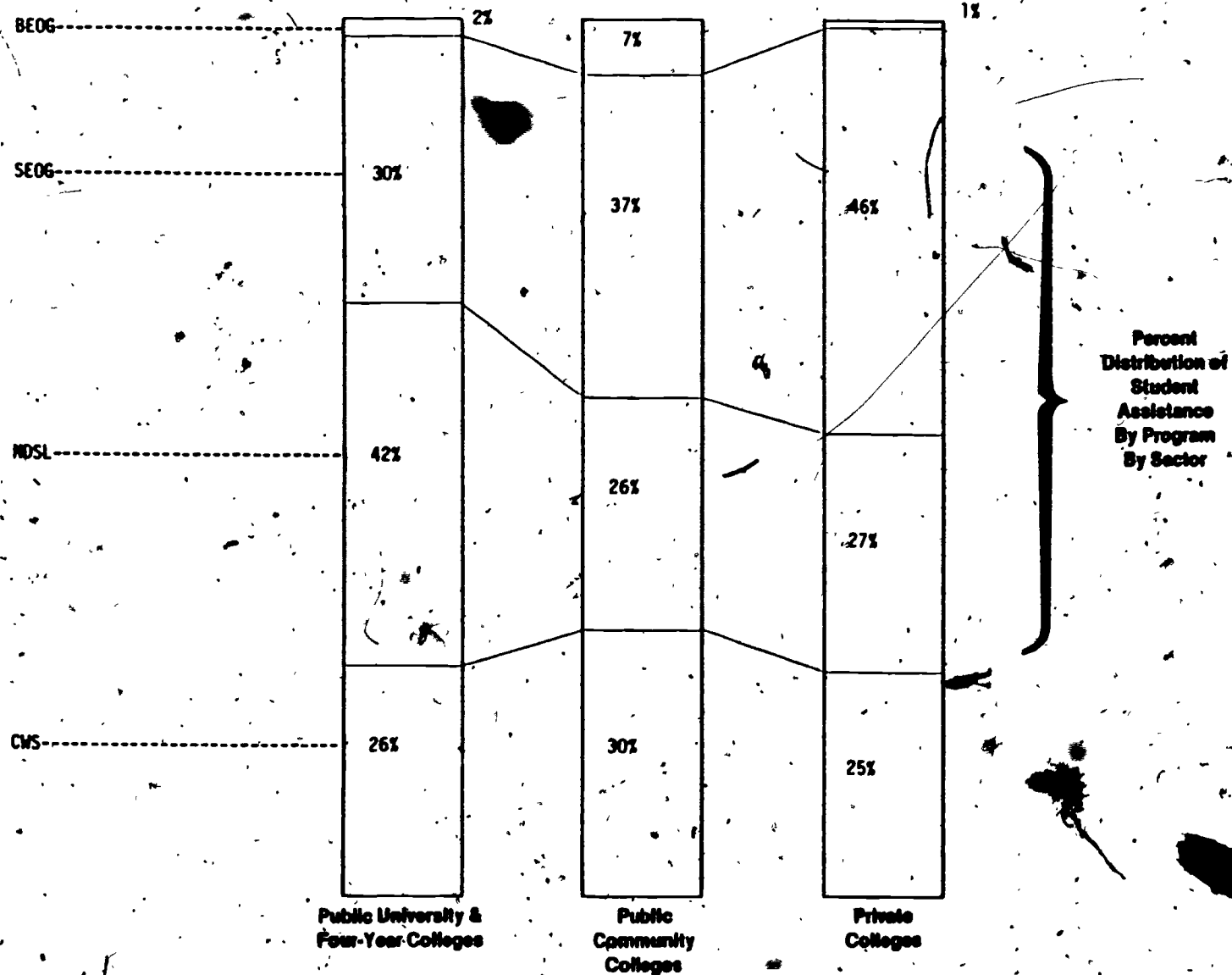
UTAH 13

(Figures in thousands)



(Y) The data pertaining to state dollars awarded by institutional sector are unavailable.

RELATIVE IMPORTANCE OF FEDERAL AND STATE PROGRAM FUNDING BY SECTOR



The data pertaining to state dollars awarded by institutional sector are unavailable.

**DESCRIPTIONS OF PROGRAM OFFICES AND AGENCIES AND
CORRESPONDING PROGRAM RESPONSIBILITIES**

VERMONT

The Vermont Student Assistance Corporation is directly under the governor and has a Board of Directors.


1. Incentive Grant Program
2. Home Scholarships
3. National Guard Scholarships
4. Guaranteed Student Loan

669

670

RELATIONSHIPS OF STATE AGENCIES

VERMONT A2



All other relationships of agencies within the state are on a voluntary basis.

671



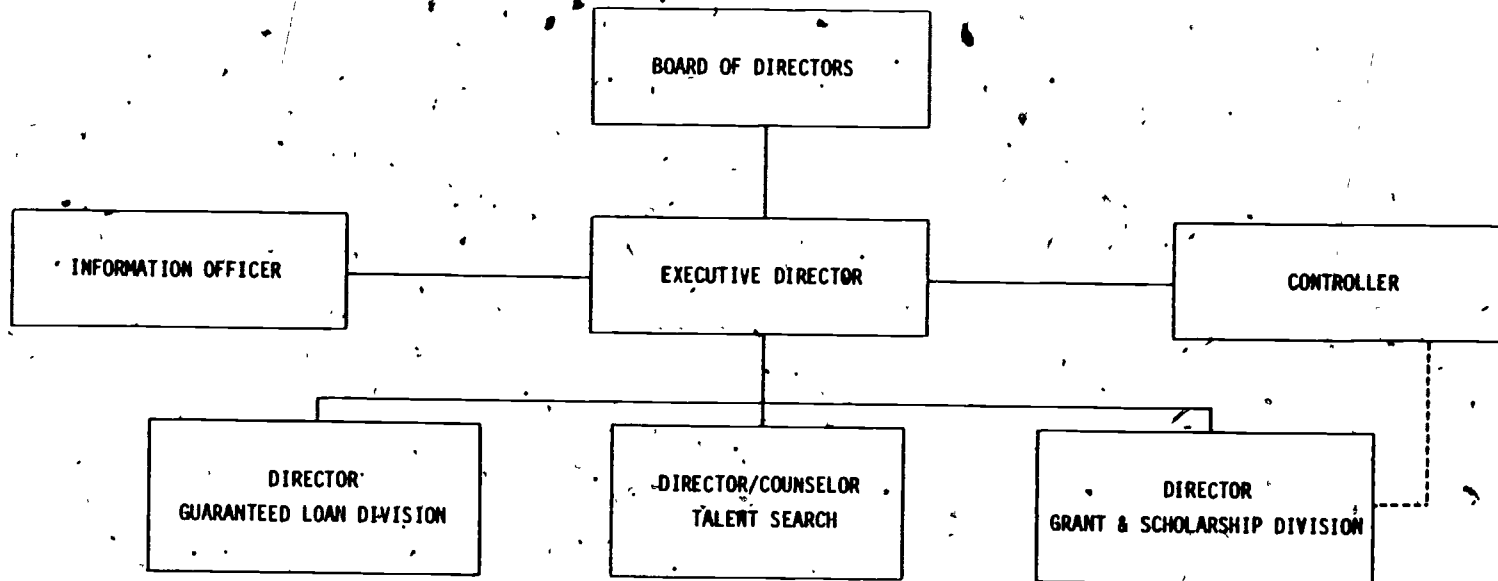
25



STATE AGENCY ORGANIZATION

VERMONT B1

VERMONT STUDENT ASSISTANCE CORPORATION



**MANAGEMENT RELATIONSHIPS BETWEEN THE STATE AGENCY
AND OTHER STATE AGENCIES/INSTITUTIONS**

VERMONT B2

<u>WHO ACCOMPLISHES THE FOLLOWING?</u>	<u>STATE PROGRAM OFFICE</u>	<u>INSTITUTIONAL FINANCIAL AID OFFICER</u>	<u>OTHER OFFICES OR AGENCIES</u>
Processing of Applications			
• Verification of Student Application Information	X		
• Identification of Eligible Recipients	X		
• Determination of Award Size	X		
• Assignment of Priority to Awards	X		
• Formally Approves Award	X		
Makes Payment to Student (or Credits Student Account)	X		
Makes Post-Award Adjustments	X		
Initiates the Prosecution of Possible Fraudulent Student applications	X		
Publicizes Award Availability	X	X	X

676

STATE PROGRAM OFFICE DEFINITIONS FOR SELECTED TERMS

VERMONT B3

<u>DEFINITIONS USED BY STATE PROGRAM OFFICES</u>	<u>STATE DEFINITION SPECIFIED BY</u>	<u>STATE DEFINITION COMMONLY USED BY ALL INSTITUTIONS</u>		<u>STATE DEFINITION CONSISTENT ACROSS ALL STATE PROGRAMS</u>
		<u>PUBLIC</u>	<u>PRIVATE</u>	
Half-Time Student ¹	Board Policy			Yes
State Resident ¹	Law			Yes
Independent Student ¹	Board Policy			
Non-Profit Institution - None Necessary				
Satisfactory Academic Progress - Student must be enrolled full-time in a degree granting program:	Interpretation			
United States Citizenship ¹	Board Policy	Yes	Yes	Yes

¹No half-time student eligible for program

677

678

INFORMATION FLOW BETWEEN THE STATE PROGRAM OFFICE AND VARIOUS FEDERAL OFFICES

VERMONT B4

	<u>TYPE OF INFORMATION PROVIDED BY STATE STUDENT-AID AGENCY</u>	<u>TYPE OF INFORMATION RECEIVED BY STATE STUDENT-AID AGENCY</u>	<u>PERCEPTION OF ADEQUACY OF INFORMATION-FLOW</u>
<u>FEDERAL OFFICES</u>			
SSIG Office	Summaries	Regulations Summaries	Adequate
BEOG Office	None	Summaries Recipients Applications	Adequate ¹
Regional OE Student-Assistance Office (Campus-Based Programs)	None	None	Inadequate ²
Washington QE Office (Campus-Based Programs)	None	None	Inadequate ²
FISL/GSL Office	Summaries Applications	Summaries Litigation	Adequate
<u>STATE/INSTITUTIONAL OFFICES</u>			
Public Institutions	All student financial informa- tion for award determination	Financial aid package and enrollment status	Adequate
Private Institutions	All student financial informa- tion for award determination	Financial aid package and enrollment status	Adequate
Governor/Budget Office	Budget Needs and Projections	Budget Planning Information	Adequate
State Legislature (Including Committee Staffs)	Budget Needs Projections Program Status	Funding	Adequate

650

¹ Could provide tax verified information on common applications.

² Would like to receive all copies of all institutional mailings.

MANAGEMENT STAFFING OF STATE PROGRAM OFFICES

VERMONT B5

<u>MANAGEMENT FUNCTION</u>	<u>PERCENTAGE OF STAFF EFFORT</u>	<u>STAFF ASSISTANCE FROM OTHER AGENCIES</u> <u>COMMENTS</u>
APPLICATIONS PROCESSING (Includes verification of student information, need analysis, award determination, etc.)	60 ¹	
RESPONDING TO REQUESTS FOR INFORMATION (Includes federal requests for information, parent/student inquiries, testimony in hearings, etc.)	20 ¹	
PROGRAM REVIEW (Includes on-site visits to institutions, formal/informal audits, etc.)	2 ¹	
PUBLIC RELATIONS AND INFORMATION DISSEMINATION (Includes parent/student workshops, work on promotional literature, etc.)	10 ¹	
GENERAL ADMINISTRATION (Includes executive personnel, staff training and development, regulations and guidelines, preparation of summary statistics, etc.)	5 ¹	
OTHER MANAGEMENT ACTIVITIES (Includes any special staff activities which do not clearly fall in one of the above categories)	3 ¹	Includes disbursement of funds, tax verification.

¹ Response is based on a reasonable estimation or approximation.

**STATE AGENCY CALENDAR OF EVENTS FOR NEED-BASED
PROGRAMS FOR 1974-77 SCHOOL YEAR**

VERMONT B6

MONTH/YEAR

EVENTS

JUNE 1974 Agency budget presented to governors office or budget bureau

JANUARY 1975 Agency budget presented to legislature

APRIL 1975 Legislature appropriates student assistance funds

JANUARY 1976 Agency makes student-aid applications available

Parents Night-All Vermont high schools run from
October to February of each year

FEBRUARY 1976 Agency completes planning workshops for students or counselors

MARCH 1976 1) Deadline for student-aid applications
2) BEOG applications information received from federal office

MAY 1976 Agency (or institutions) announces award winners

SEPTEMBER & JANUARY 1976-77 Disbursal of awards

JUNE 1977 Last date at which award changes
and adjustments are made

*Bi-annual cycle.

**PROGRAM AND FISCAL CONTROLS OF PROGRAMS
OPERATED BY STATE AGENCY**

VERMONT 87

<u>PROGRAM CONTROLS</u>	<u>CONTROL USED SAMPLE OR TOTAL POPULATION STUDIED</u>	<u>AGENCY/OFFICE UNDERTAKING CONTROLS</u>	<u>SPECIAL ACTIONS COMMENTS</u>
<p><u>A. Control on Student Application Data Accuracy</u></p> <ol style="list-style-type: none"> 1. Match Against Tax Forms? 2. Match Against BEOG Applications? 3. Match Against Institutional Student Records? 4. Verify Institution? 5. Program? 	<p>Yes, All Yes, All Yes, All</p>	<p>State State State</p>	<p>Notification of institutional aid officer, adjustment or repayment of state grant if necessary.</p>
<p><u>B. Controls on Attendance and/or Progress</u></p> <ol style="list-style-type: none"> 1. Check on Enrollment/Initial Attendance? 2. Check on Mid-Term Attendance? 3. Check on Course Completion? 4. Check on Academic Progress Before Award? 5. Partial Awards? 	<p>Yes, All</p>	<p>State.</p>	<p>Cancel award.</p>
<p><u>C. Controls on Award Size</u></p> <ol style="list-style-type: none"> 1. Check to Make Sure Other Awards Actually Made? 2. Match Against BEOG, Campus-Based Award Files? 3. Re-Check to Ensure Award Adjustments Actually Made? 4. Second Review of Aid Packages? 	<p>Yes, All Yes, All Yes, All</p>	<p>State State State</p>	<p>Adjust state award accordingly.</p>
<p><u>D. Controls on Institutional Student-Aid Operations</u></p> <ol style="list-style-type: none"> 1. Independent Program Audits? 2. Aid Officer Bonding? 3. Aid Officer Certification? 4. Double Signatures on All Fund Transfers? 	<p>Yes, All Yes, All Yes, All</p>	<p>State State State</p>	
<p><u>E. Controls on Central Administrative Staff Operations</u></p> <ol style="list-style-type: none"> 1. Independent Program Audits? 2. Bonding of Staff Members? 3. Double Signatures on All Fund Transactions? 	<p>Yes, All Yes, All Yes, All</p>	<p>State State State</p>	



**PROGRAM INFORMATION DISSEMINATION PROCEDURES
USED FOR STATE NEED BASED PROGRAMS**

VERMONT C1

TYPE OF INFORMATION PROVIDED

<u>INFORMATION PROVIDED THROUGH</u>	<u>APPLICATION FORMS</u>	<u>ELIGIBILITY CONDITIONS</u>	<u>FILING/CLOSING DATES FOR STATE PROGRAMS</u>	<u>INFORMATION ON THE COST OF ATTENDANCE AT VARIOUS TYPES OF INSTITUTIONS</u>	<u>INFORMATION ABOUT APPLYING FOR AID FROM OTHER SOURCES</u>	<u>INFORMATION ON PENALTIES FOR PROVIDING FRAUDULENT DATA</u>
1. High School Counselors	X	X	X	X	X	
2. College Financial-Aid Officers	X	X	X		X	
3. Direct Mailings to Graduating High School Students or Parents						
4. High School Meetings or Workshops	X	X	X	X	X	
5. College Admissions Office	X	X	X		X	
6. Newspaper Ads						
7. Radio, Television Ads						
8. Social Service Agencies	X	X	X	X	X	
9. Other (Please Specify)						

DESCRIPTIONS OF STATE-SPONSORED STUDENT ASSISTANCE PROGRAMS

VERMONT D1

Incentive Grant Program (Vermont Student Assistance Corporation) - A need-based grant program to provide "access with some choice" to needy Vermont residents desiring undergraduate study attendance at UVM College of Medicine or any approved veterinary school.

Honor Scholarships (Vermont Student Assistance Corporation) - A scholarship which awards \$100 to the top scholastic senior at each Vermont high school who plans to attend a postsecondary institution.

National Guard Scholarships (Vermont Student Assistance Corporation) - A non need-based program which provides scholarships to the children of members of the Vermont National Guard who, since 1955, have been killed while on active or inactive duty. Recipients must be residents attending Vermont public schools.

Vermont Guaranteed Student Loan (Vermont Student Assistance Corporation) - A non need-based program which provides for the guarantee of loans disbursed to resident students by participating lending institutions in accordance with the provisions of the Guaranteed Student Loan Program.

Vermont Senatorial Scholarships (State Finance Division) - A grant program which provides assistance to needy resident students pursuing postsecondary education.

Vermont Enlisted Men's Scholarship (Vermont National Guard) - A need-based grant program which provides a semester's tuition at an in-state public college or university for a member of the National Guard who re-enlists for a period of three years or for a person who enlists for six years.

BASIC STATE PROGRAM INFORMATION

VERMONT D2

<u>Programs</u>	<u>Year</u>	<u>Number of Awards</u>	<u>Average Full-Time Award Size</u>	<u>Total Dollars Awarded</u>	<u>Eligible Population</u>
<u>Need-Based</u>					
<u>Grants</u>					
Incentive Grant Program	1970-71 1975-76	2,946 4,707	\$ 435 \$ 677	\$1,280,250 \$2,703,383	Resident Students
Vermont Senatorial Scholarships	1970-71 1975-76	Information Unavailable Information Unavailable			Resident Students
Vermont Allisted Men's Scholarship	1973-74 1975-76	Unavailable Unavailable		\$ 6,000 \$ 6,000	Members of Vermont National Guard
<u>Non Need-Based</u>					
Honor Scholarships	1970-71 1975-76	96 77	\$ 100 \$ 100	\$ 9,600 \$ 7,700	Resident Freshmen Students
National Guard Scholarships	1972-73 1975-76	2 4	\$ 500 \$ 725	\$ 1,000 \$ 1,430	Resident Dependents of National Guardsmen Killed During Active or Inactive Duty Since 1955
Vermont Guaranteed Student Loan	1970-71 1975-76	772 3,176	\$ 978 \$1,193	\$ 755,201 \$3,788,739	Resident Students

STUDENT ELIGIBILITY CRITERIA FOR STATE PROGRAMS

VERMONT 'E1

<u>Programs</u>	<u>Acceptable Residency Status</u>	<u>Accept- able Attend. Status</u>	<u>Acceptable Student Levels</u>	<u>Special Priority to Cont'g. Awards</u>	<u>Income Limits</u>	<u>Need Limits</u>
<u>Need-Based</u>						
<u>Grants</u>						
Incentive Grant Program	Residents attending In/Out of State	Full-Time	All	No	Not Applicable	\$200
Vermont Senatorial Scholarships	Residents attending In/Out of State	Half-Time Full-Time	All	Note 1	Not Applicable	-0-
Vermont Enlisted Men's Scholarship	Residents attending In/Out of State	Half-Time Full-Time	All	No	Not Applicable	Not Applicable
<u>Non Need-Based</u>						
Honor Scholarships	Residents attending In/Out of State	Half-Time Full-Time	Freshmen	Not Applicable	Not Applicable	Not Applicable
National Guard Scholarships	Residents attending In/Out of State	Half-Time Full-Time	All Under- graduates	Yes	Not Applicable	Not Applicable
Vermont Guaranteed Student Loan	Residents attending In/Out of State	Half-Time	All	Not Applicable	Not Applicable	Not Applicable

693

Depends upon Senator.

694

INSTITUTIONAL ELIGIBILITY CRITERIA FOR STATE STUDENT-ASSISTANCE PROGRAMS

VERMONT E2

<u>Programs</u>	<u>University and 4-Year Colleges</u>	<u>Community/ Junior Colleges</u>	<u>Voc./Tech. Schools</u>	<u>Proprietary</u>	<u>Special Types of Institutions</u>
<u>Need-Based</u>					
<u>Grants</u>					
Incentive Grant Program	Public Private	Public Private	Public	Yes ²	No
Vermont Senatorial Scholarships	Public Private	Public	No	No	Graduate and Nursing Programs ¹
Vermont Enlisted Men's Scholarship	Public	No	No	No	No
<u>Non Need-Based</u>					
Honor Scholarships	Public Private	Public Private	Public	Yes	No
National Guard Scholarships	Public	Public	No	No	No
Vermont Guaranteed Student Loan	Public Private	Public	Public	Yes ²	No

¹ Out-of-state.

² Except correspondence schools.

NEED DETERMINATION CRITERIA FOR STATE PROGRAMS

VERMONT E3

<u>Programs</u>	<u>Program Definition of Need</u>	<u>Is BEOG Application Required?</u>	<u>Expected Family Contribution (EFC) Method</u>	<u>Student Budget Includes What Items?</u>
<u>Need-Based</u>				
<u>Grants</u>				
Incentive Grant Program	Information Not Given	Yes	ACT - Uniform Methodology	General Student Costs
Vermont Senatorial Scholarships	As determined by the County Senator	No	Depends on Senator	Tuition
Vermont Enlisted Men's Scholarship	Need + Parents contribution + Other grants	No	ACT	Tuition/Fees

697

698

AWARD SIZE DETERMINATION CRITERIA FOR STATE PROGRAMS

VERMONT E4

<u>Programs</u>	<u>Maximum Award Size?</u>	<u>What Award Size Determination Method Is Used?</u>	<u>How Is Award Priority Determined?</u>	<u>Who Ultimately Determines Award Amount?</u>
<u>Need-Based</u>				
<u>Grants</u>				
Incentive Grant Program	\$1,650 ¹	At least 53% of educational cost up to \$7,500 maximum for public (\$1,650 private).		State ²
Vermont Senatorial Scholarships	\$ 300	By County Senator--Minimum \$100; Maximum \$300.	By County Senator	County Senator
Vermont Enlisted Men's Scholarship	\$ 500	Cannot exceed greater of \$500 or actual tuition and fees charged.	(1) Need; (2) Performance; (3) Recommendations.	Vermont National Guard
<u>Non Need-Based</u>				
Honor Scholarships	\$ 100	\$100 to every qualified applicant. Maximum number of awards = 100.	One recipient per Vermont High School--the top scholastic student.	State Law
National Guard Scholarships	\$1,200	Equal to full tuition at a Vermont public institution.	All eligible applicants are guaranteed funds.	State Law
Vermont Guaranteed Student Loan	\$2,500- Undergraduate; \$5,000- Graduate	Based upon school recommendation which takes into consideration educational costs, less financial aid and parent's contribution (where applicable). The lender determines the amount of the loan.	Awards are made at the discretion of the lender.	State and Lender

¹ Includes \$150 Vermont private college tuition differential grant.



² Vermont Student Assistance Corporation.

NUMBER OF NEED-BASED GRANT PROGRAM APPLICANTS

VERMONT F1

THESE FIGURES FOR THE 1975-76
SCHOOL YEAR PERTAIN TO:

• INCENTIVE GRANT PROGRAM



- (1) The "Independent" number was also included and, therefore, calculated in the "Dependent" income categories.
- (2) There is a discrepancy in the total applicants by "Income" and by "Sex." The data used was supplied in the NASOP Survey.
- (3) Application forms do not contain questions pertaining to racial/ethnic origin.

NUMBER OF NEED-BASED GRANT PROGRAM RECIPIENTS AND AVERAGE AWARD SIZE

F2

VERMONT

THESE FIGURES FOR THE 1975-76 SCHOOL YEAR PERTAIN TO:


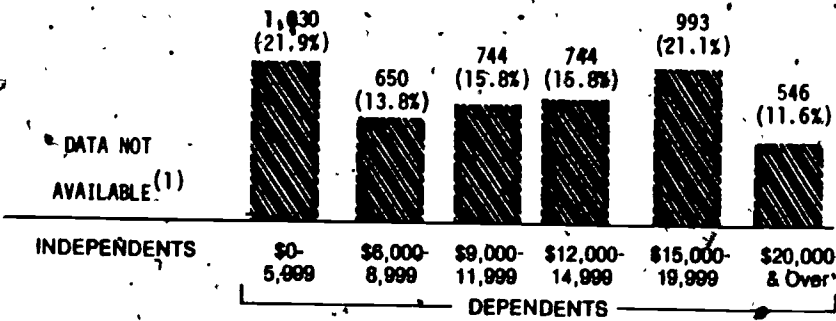
- INCENTIVE GRANT PROGRAM

NUMBER OF RECIPIENTS


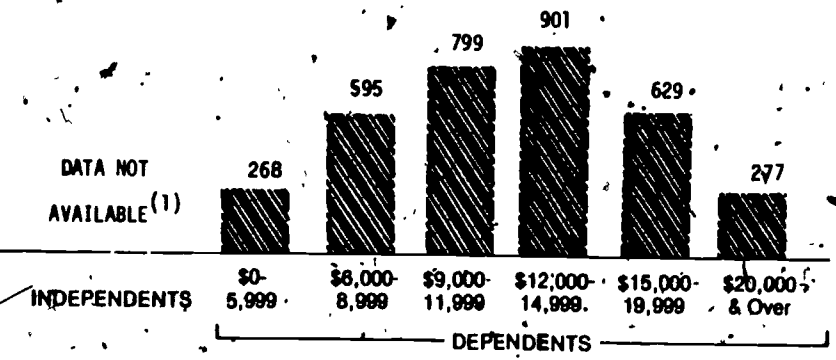
Income Level

Ethnic Status

Sex



AVERAGE AWARD SIZE



(1) The distribution of awards by student income categories includes awards made to both dependent and independent students. The data available did not distinguish between dependent and independent students.

SOURCES AND DISTRIBUTION OF NEED-BASED GRANT PROGRAM FUNDS

VERMONT G1

THESE FIGURES FOR THE 1975-76. SCHOOL YEAR PERTAIN TO:

- INCENTIVE GRANT PROGRAM

STATE APPROPRIATIONS

\$2,644,345

97.8%

PRIVATE GIFTS

STATE PROGRAM

\$59,038

2.2%

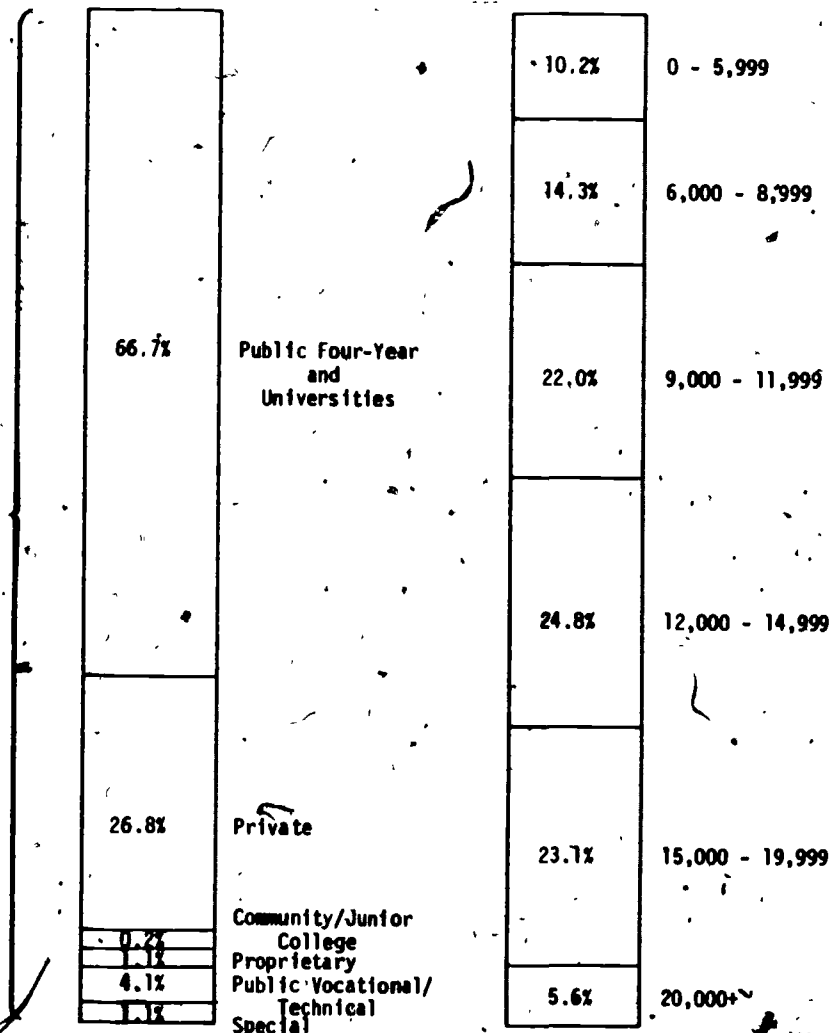
FEDERAL SSIIG PROGRAM

The distribution of awards by student income categories includes awards made to both dependent and independent students. The data available did not distinguish between dependent and independent students.

The distribution of dollars by institutional sector includes only awards made to resident students attending in-state schools; 1,074 awards were made to resident students to attend out-of-state institutions, but the data did not distinguish the types of institutions attended.

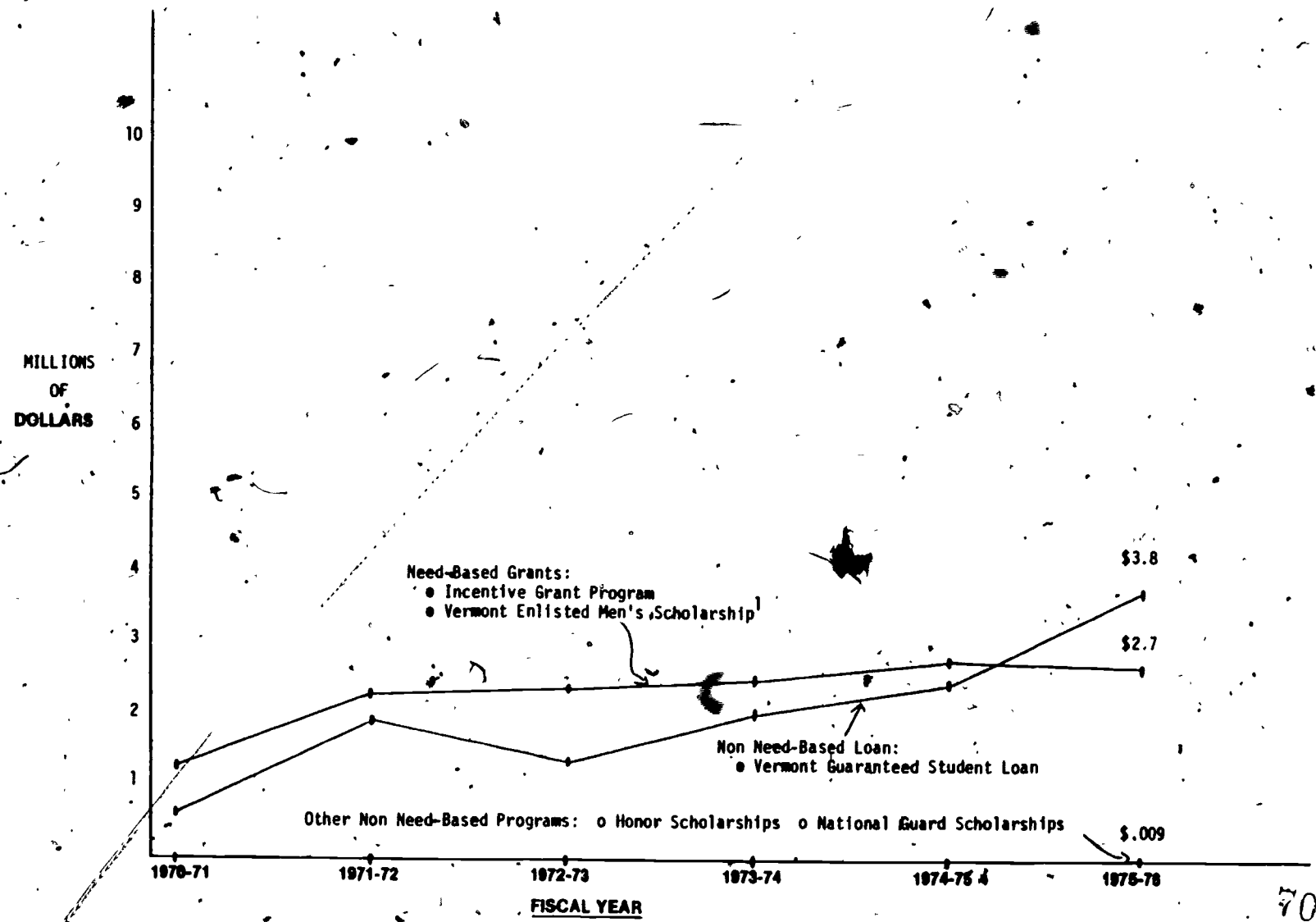
INSTITUTIONAL SECTORS

STUDENT INCOME CATEGORIES



HISTORIC STATE EXPENDITURES ON STUDENT-ASSISTANCE PROGRAMS

VERMONT Q2

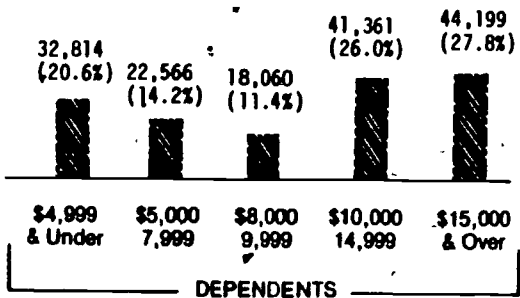


1973-74 first year of program.


STATE POPULATION PROFILE

VERMONT H1

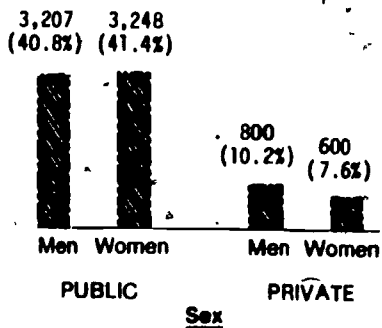
NUMBER OF HOUSEHOLDS



STATE POPULATION 18 AND OVER



STATE HIGH SCHOOL GRADUATES

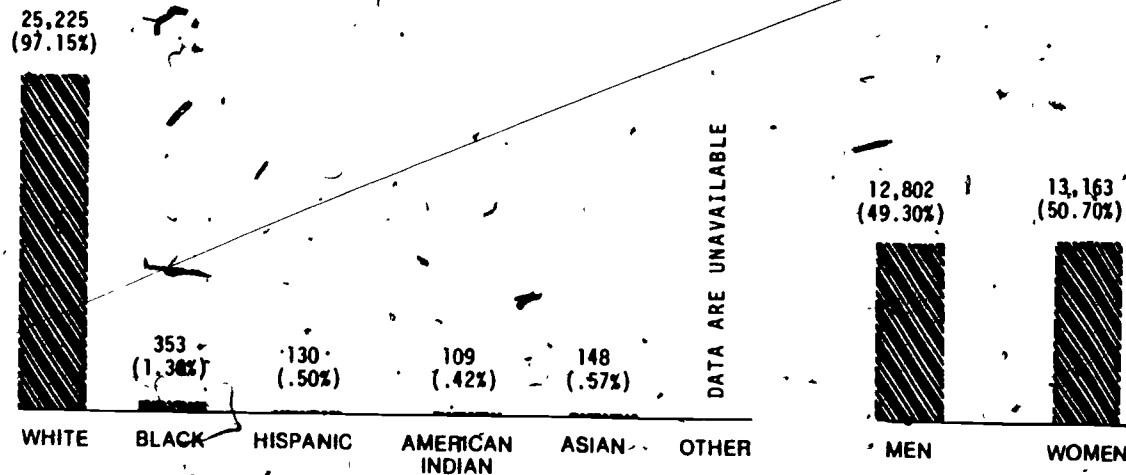


The high school graduation figures do not include 636 persons granted a high school equivalency certificate.

¹(c) Sales and Marketing Management 1977 Survey of Buying Power Data Service

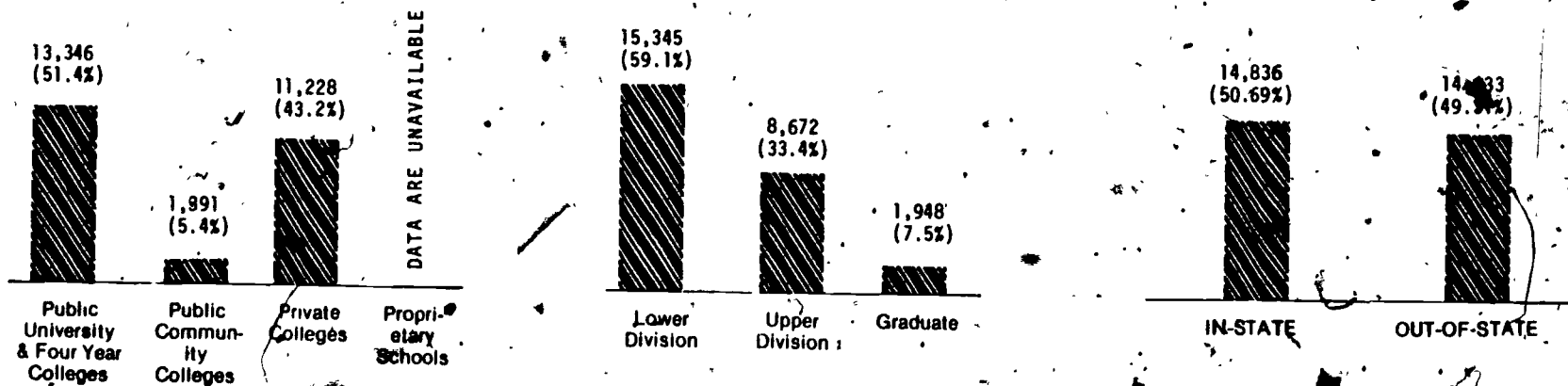
STATE POSTSECONDARY EDUCATION STUDENT ENROLLMENTS

VERMONT H2



Ethnic Status

Sex



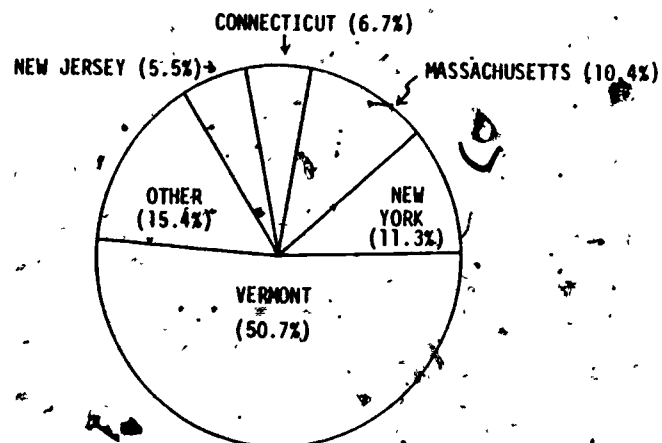
Institutional Sector

Student Level

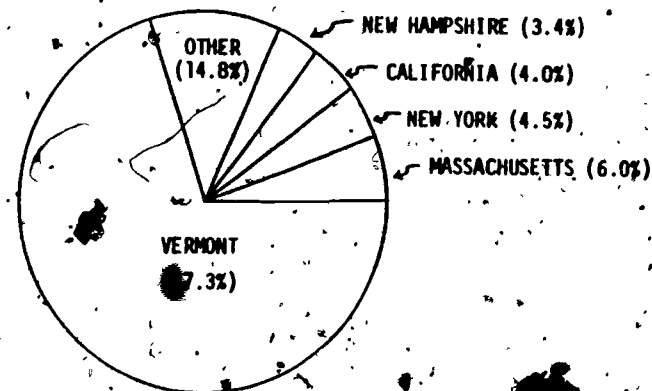
Residency

INTERSTATE MIGRATION OF STUDENTS

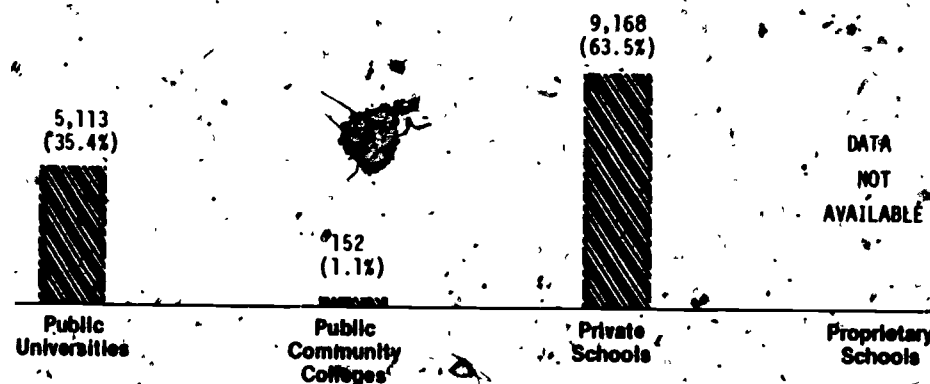
VERMONT H3



RESIDENT AND NON-RESIDENT STUDENTS ATTENDING IN-STATE INSTITUTIONS



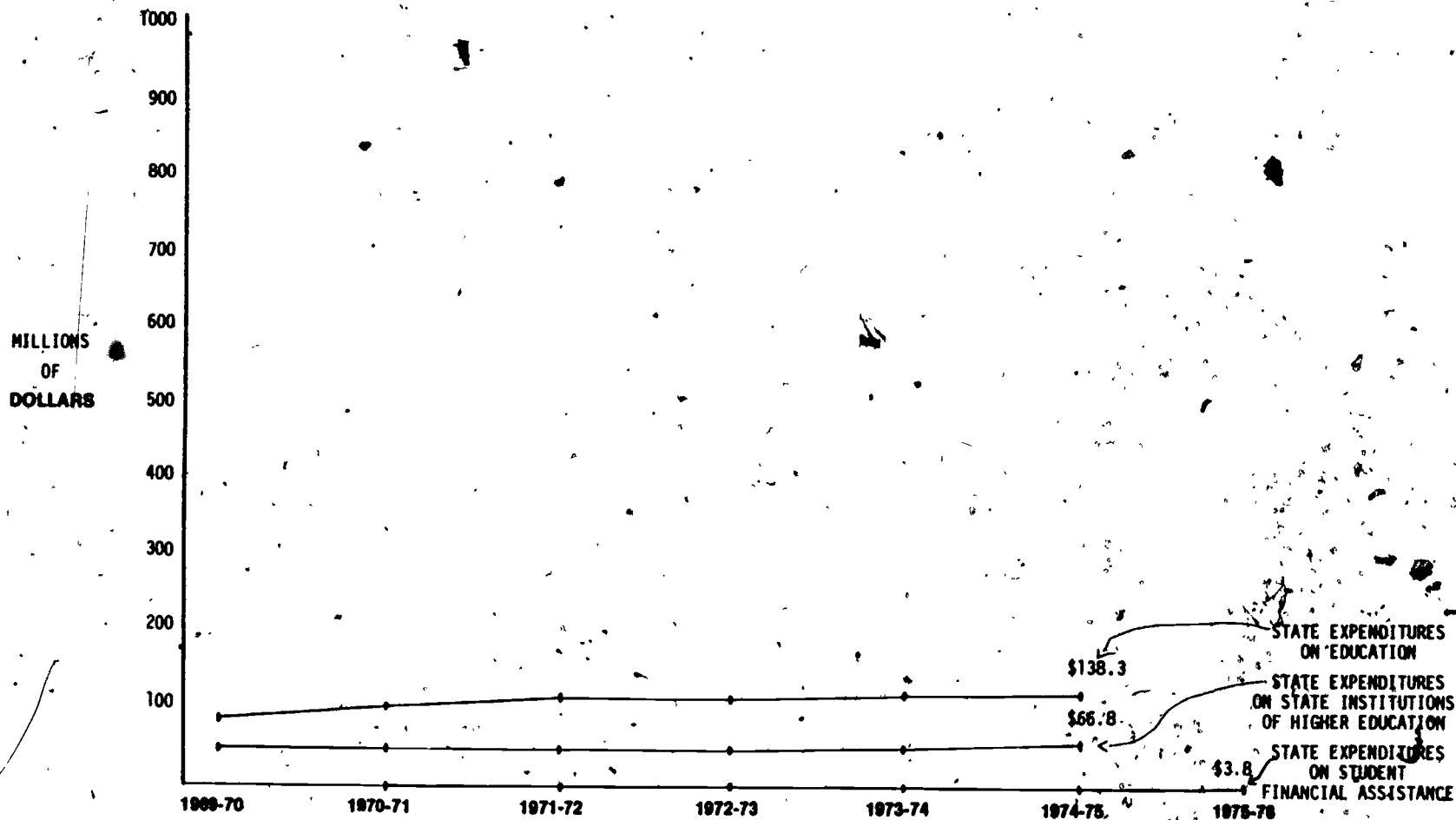
RESIDENT STUDENTS ATTENDING IN-STATE AND OUT-OF-STATE INSTITUTIONS



INSTITUTIONAL SECTOR
(Out-of-State Students in School in-State)

STATE EXPENDITURE-ON POSTSECONDARY EDUCATION STUDENT ASSISTANCE

VERMONT 11



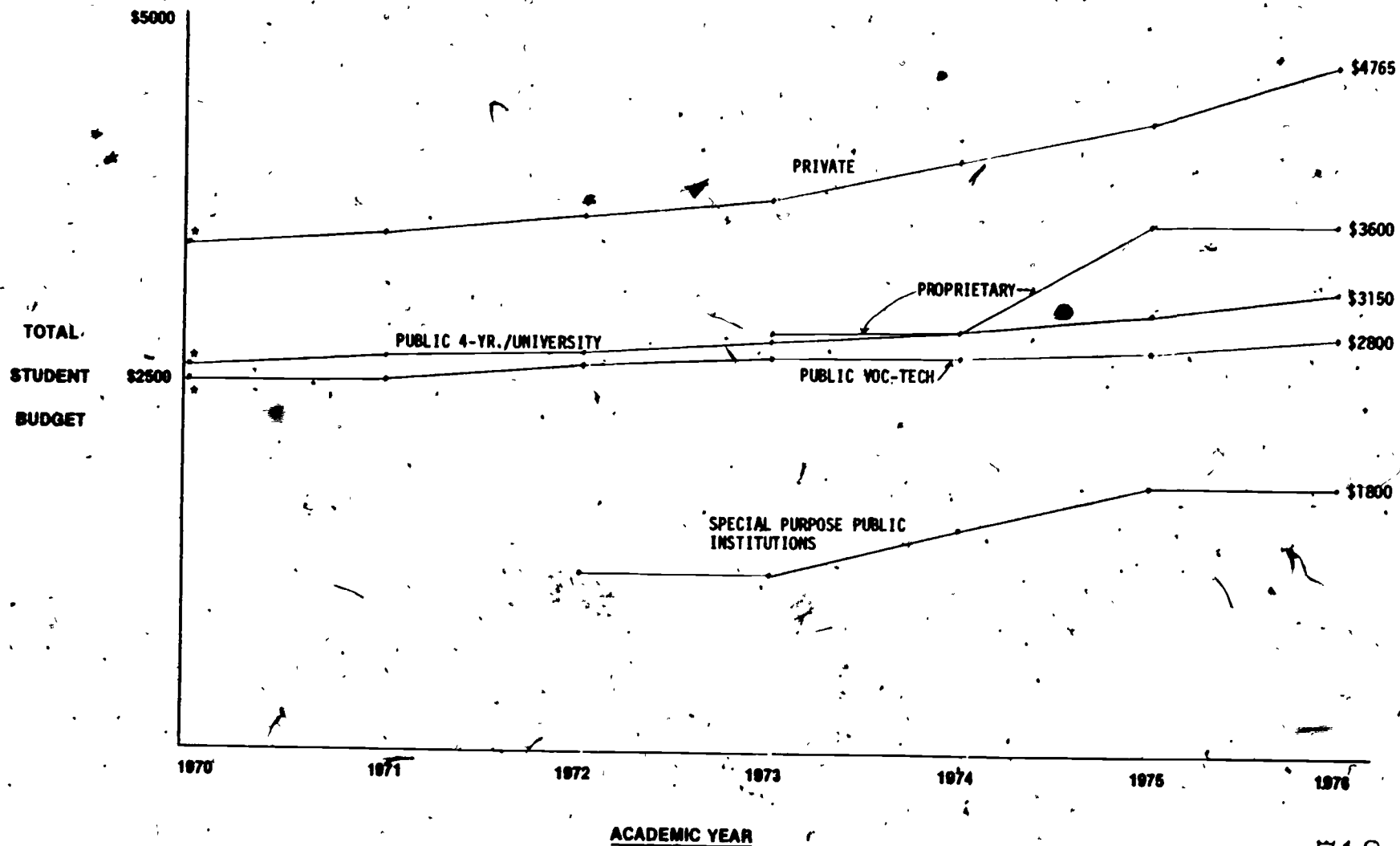
THESE DATA PERTAIN TO:
 ● INCENTIVE GRANT PROGRAM
 ● VERMONT ENLISTED MEN'S SCHOLARSHIP

FISCAL YEAR

● HONOR SCHOLARSHIPS
 ● NATIONAL GUARD SCHOLARSHIPS

GROSS COSTS TO STUDENTS ATTENDING SCHOOL BY POSTSECONDARY EDUCATION SECTORS

VERMONT 12



* Response is based on a reasonable estimation or approximation.

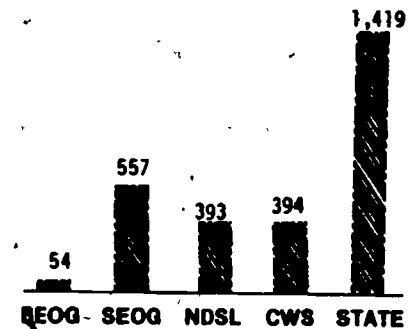
LEVELS OF FEDERAL AND STATE PROGRAM FUNDING BY INSTITUTIONAL SECTOR

VERMONT 13

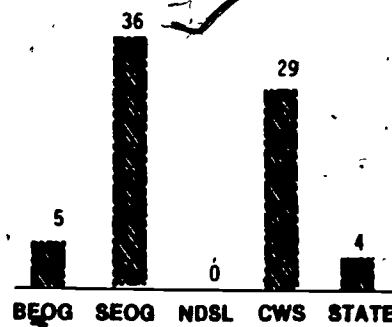
(Figures in thousands)

THE FIGURES SHOWN FOR STATE DOLLARS AWARDED ARE FOR THE 1975-76 SCHOOL YEAR AND PERTAIN TO:

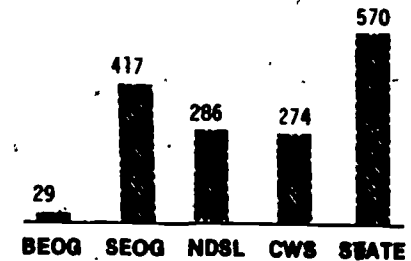
- INCENTIVE GRANT PROGRAM



Public University and Four-Year Colleges



Public Community Colleges



Private Colleges

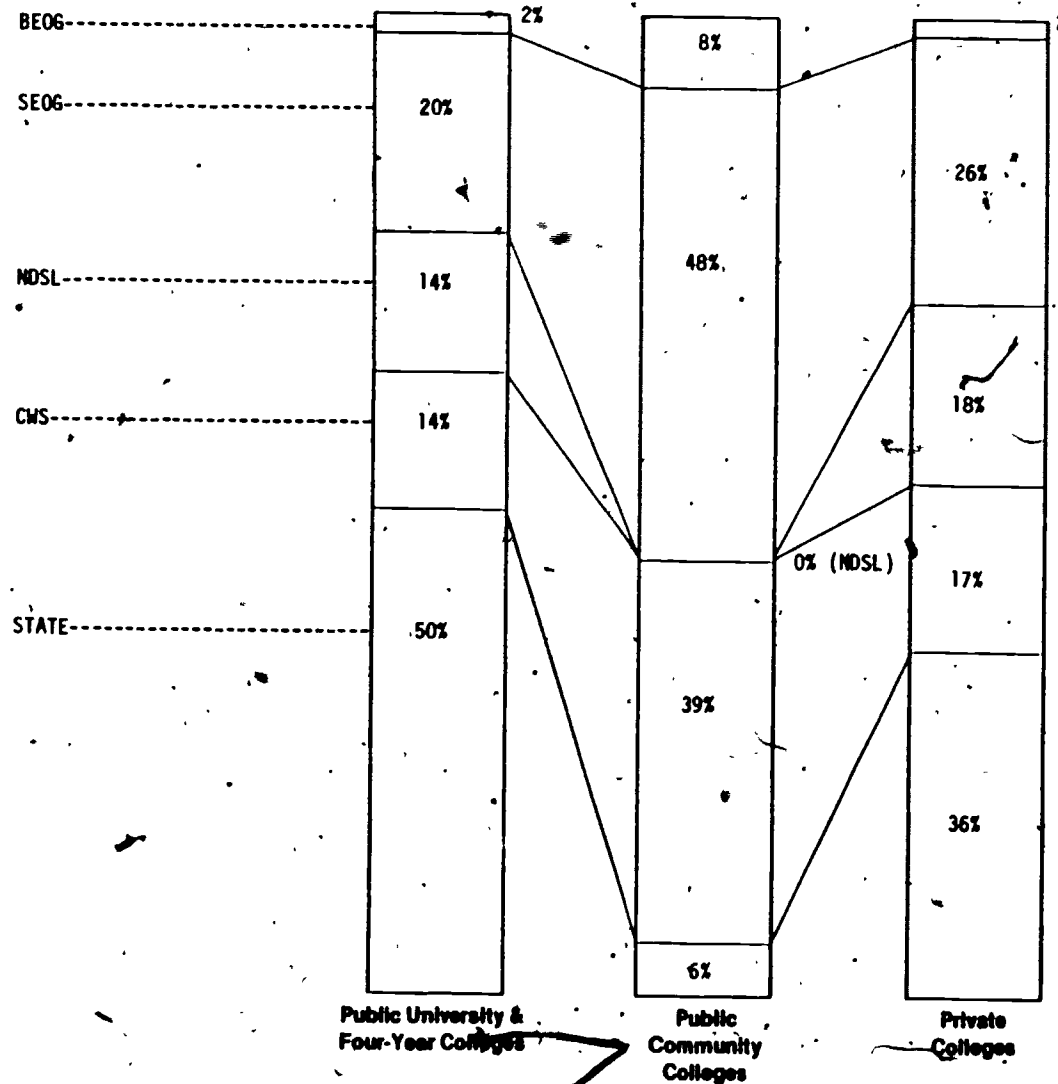
State funds were also awarded to the following types of institutions:

- Proprietary - \$23,250
- Public Vocational - \$86,345
- Special - \$24,375

719

720

RELATIVE IMPORTANCE OF FEDERAL AND STATE PROGRAM FUNDING BY SECTOR



THE FIGURES SHOWN FOR STATE DOLLARS AWARDED ARE FOR THE 1975-76 SCHOOL YEAR AND PERTAIN TO:

- INCENTIVE GRANT PROGRAM

} Percent
Distribution of
Student
Assistance
By Program
By Sector

State funds were also awarded to the following types of institutions:

- Proprietary - \$23,250
- Public Vocational - \$86,345
- Special - \$24,375

**DESCRIPTIONS OF PROGRAM OFFICES AND AGENCIES AND
CORRESPONDING PROGRAM RESPONSIBILITIES**

VIRGINIA A1

State Council of Higher Education for Virginia

1. College Scholarship Assistance Program
2. Tuition Assistance Grant and Loan Program

State Department of Education

1. State Teachers Scholarships

State Department of Health

1. Nursing and Dental Hygienist Scholarships

State Education Assistance Authority

1. Virginia Guaranteed Student Loan Program

Virginia Commonwealth University and the University of Virginia

1. Virginia Medical and Dental Scholarships

Director of Division of War Veterans' Claims

1. State Assistance to Children of Veterans

723

RELATIONSHIPS OF STATE AGENCIES

VIRGINIA A2

Independent legal entities; however, institutions are coordinated by the council of higher education. The agencies involved in the program are the State Council of Higher Education, the State Department of Health, Virginia Education Loan Authority, State Education Assistance Authority and the Division of War Veterans' Claims.

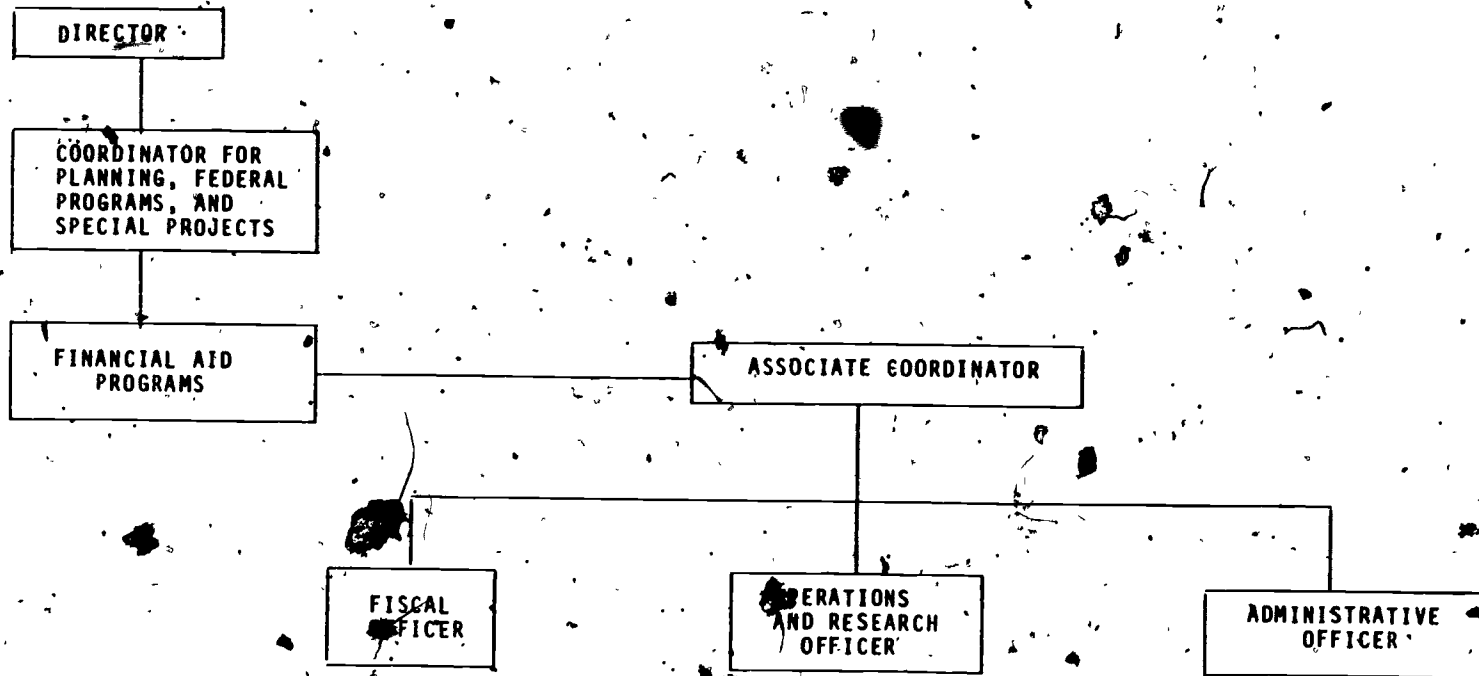
The Council of Higher Education is advisory to both the Governor and the General Assembly (legislature) for all matters pertaining to higher education. With regard to student aid, it reviews and makes recommendations regarding the institutions' budget requests for student aid, and, in addition, administers the State's two state-wide aid programs, including the need-based program. The Council, the Virginia Education Loan Authority, and the State Education Assistance Authority are separate state agencies grouped, along with the institutions, under the state Secretary of Education. Each of the three agencies has its own controlling board. The State Department of Health likewise has its own board of control and reports to the Governor through the Secretary of Human Affairs. The Division of War Veterans' Claims is a small agency under the Secretary of Administration.

725

726

STATE AGENCY ORGANIZATION

VIRGINIA B1



The Council is dependent, in the administration of its aid programs, upon the Attorney General's Office for legal counseling and upon the Management and Systems Analysis Department for the consideration of data processing services.

MANAGEMENT RELATIONSHIPS BETWEEN THE STATE AGENCY AND OTHER STATE AGENCIES/INSTITUTIONS

VIRGINIA B2

WHO ACCOMPLISHES THE FOLLOWING?

STATE
PROGRAM
OFFICE

INSTITUTIONAL
FINANCIAL
AID OFFICER

OTHER OFFICES OR AGENCIES

Processing of Applications

- Verification of Student Application Information
- Identification of Eligible Recipients
- Determination of Award Size
- Assignment of Priority to Awards
- Formally Approves Award

X

X

X

X

X

Makes Payment to Student (or Credits Student Account)

Send funds to institution on students behalf

Makes Post-Award Adjustments

X

Initiates the Prosecution of Possible Fraudulent Student applications

State Council

Publicizes Award Availability

X

X

729

STATE PROGRAM OFFICE DEFINITIONS FOR SELECTED TERMS

VIRGINIA 83

**DEFINITIONS USED BY
STATE PROGRAM OFFICES**

**STATE DEFINITION
SPECIFIED BY**

**STATE DEFINITION COMMONLY
USED BY ALL INSTITUTIONS**

**STATE DEFINITION CONSISTENT
ACROSS ALL STATE PROGRAMS**

PUBLIC

PRIVATE

Half-Time Student - is a student carrying less than 12 credit hours in each term.

Interpretation

X

X

X

Domiciliary of Virginia - one who resides in Virginia with the unqualified intention of remaining in Virginia indefinitely. One cannot be a domiciliary of Virginia if one resides in Virginia solely for the purpose of securing an education.

Law

X

X

X

Independent Student - For prior 12 months, has not: lived with parents; been claimed as dependent; or received more than \$600.

Law

X

X

X

Non-Profit Institution - One operated by one or more non-profit corporations or associations no part of the net earnings of which inures, or may lawfully inure, to the benefit of any private shareholder.

Law

X

X

X

Satisfactory Academic Progress - Institutional policy.

Interpretation

X

X

X

United States Citizenship - Born in U.S. or Naturalized Citizen.

Law

X

X

X

INFORMATION FLOW BETWEEN THE STATE PROGRAM OFFICE AND VARIOUS FEDERAL OFFICES

VIRGINIA B4

	<u>TYPE OF INFORMATION PROVIDED BY STATE STUDENT-AID AGENCY</u>	<u>TYPE OF INFORMATION RECEIVED BY STATE STUDENT-AID AGENCY</u>	<u>PERCEPTION OF ADEQUACY OF INFORMATION FLOW</u>
<u>FEDERAL OFFICES</u>			
SSIG Office	Summaries	Summaries Regulations	Adequate
BEOG Office	No contact	Applicants	Adequate-The Council has cooperated with the BEOG office to test the usability of a new form.
Regional OE Student-Assistance Office (Campus-Based Programs)			No contact.
Washington OE Office (Campus-Based Programs)			No contact.
FISL/GSL Office			No contact.
Other Federal Agencies/Offices	THERE IS SOME STUDENT AID CONTACT INHERENT IN THE 1202 COMMISSION PROGRAM.		
<u>STATE/INSTITUTIONAL OFFICES</u>			
Public Institutions	Regulations; Award Recipients; Terminations	Termination	Adequate
Private Institutions	Regulations, Award Recipients; Terminations	Termination	Adequate
Governor/Budget Office	Summaries Regulations		Adequate
State Legislature (Including Committee Staffs)	Summaries Regulations		Adequate

733

734

MANAGEMENT STAFFING OF STATE PROGRAM OFFICES

VIRGINIA 85

<u>MANAGEMENT FUNCTION</u>	<u>PERCENTAGE OF STAFF EFFORT</u>	<u>STAFF ASSISTANCE FROM OTHER AGENCIES</u> <u>COMMENTS</u>
APPLICATIONS PROCESSING (Includes verification of student information, need analysis, award determination, etc.)	35%	
RESPONDING TO REQUESTS FOR INFORMATION (Includes federal requests for information, parent/student inquiries, testimony in hearings, etc.)	25%	
PROGRAM REVIEW (Includes on-site visits to institutions, formal/informal audits, etc.)	1%	
PUBLIC RELATIONS AND INFORMATION DISSEMINATION (Includes parent/student workshops, work on promotional literature, etc.)	5%	
GENERAL ADMINISTRATION (Includes executive personnel, staff training and development, regulations and guidelines, preparation of summary statistics, etc.)	4%	
OTHER MANAGEMENT ACTIVITIES (Includes any special staff activities which do not clearly fall in one of the above categories)	30%	

10 on Staff

735

736

**STATE AGENCY CALENDAR OF EVENTS FOR NEED-BASED
PROGRAMS FOR 1976-77 SCHOOL YEAR**

VIRGINIA B6

MONTH/YEAR

EVENTS

AUGUST 1975 Agency budget presented to Governor's office or budget bureau.

JANUARY 1976 Agency budget presented to legislature.

MARCH 1976 Legislature appropriates student assistance funds.

OCTOBER 1976 Agency completes planning workshop for students or counselors.

DECEMBER 1975 Agency makes student-aid applications available.

MARCH 31, 1976 Deadline for student aid applications.

SUMMER 1976 Agency announces award winners.

CONTINUOUSLY Last day at which award changes and adjustments are made.

JANUARY 1976 BEOG application information received from federal offices.

OTHER KEY EVENTS.

737

738

PROGRAM AND FISCAL CONTROLS OF PROGRAMS OPERATED BY STATE AGENCY

VIRGINIA B7

<u>PROGRAM CONTROLS</u>	<u>CONTROL USED SAMPLE OR TOTAL POPULATION STUDIED</u>	<u>AGENCY/OFFICE UNDERTAKING CONTROLS</u>	<u>SPECIAL ACTIONS COMMENTS</u>
A. <u>Control on Student Application Data Accuracy</u>			
1. Match Against Tax Forms?	Sampled	Institution/State	Write to students and parents for clarification; application is delayed if discrepancy.
2. Match Against BEOG Applications?	Sampled		
3. Match Against Institutional Student Records?	Sampled		
4. Warnings of Prosecution?	Sampled		
5. Prosecution?	Sampled		
B. <u>Controls on Attendance and/or Progress</u>			
1. Check on Enrollment/Initial Attendance?	All	Institution/State	Withdraw award if discrepancy
2. Check on Mid-Term Attendance?	All		
3. Check on Course Completion?	All		
4. Check on Academic Progress Before Award?	All		
5. Partial Awards?	All		
C. <u>Controls on Award Size</u>			
1. Check to Make Sure Other Awards Actually Made?	All	Institution/State	Withdraw award if discrepancy
2. Match Against BEOG, Campus-Based Award Files?	All		
3. Re-Check to Ensure Award Adjustments Actually Made?	All		
4. Secondary Review of Aid Packages?	All		
D. <u>Controls on Institutional Student-Aid Operations</u>			
1. Independent Program Audits?	No control over institutions (sample reviews)		
2. Aid Officer Bonding?			
3. Aid Officer Certification?			
4. Double Signatures on All Fund Transfers?			
E. <u>Controls on Central Administrative Staff Operations</u>			
1. Independent Program Audits?	Sampled Program audits		
2. Bonding of Staff Members?			
3. Double Signatures on All Fund Transactions?			

739

740

**PROGRAM INFORMATION DISSEMINATION PROCEDURES
USED FOR STATE NEED BASED PROGRAMS**

VIRGINIA C1

TYPE OF INFORMATION PROVIDED

<u>INFORMATION PROVIDED THROUGH</u>	<u>APPLICATION FORMS</u>	<u>ELIGIBILITY CONDITIONS</u>	<u>FILING/CLOSING DATES FOR STATE PROGRAMS</u>	<u>INFORMATION ON THE COST OF ATTENDANCE AT VARIOUS TYPES OF INSTITUTIONS</u>	<u>INFORMATION ABOUT APPLYING FOR AID FROM OTHER SOURCES</u>	<u>INFORMATION ON PENALTIES FOR PROVIDING FRAUDULENT DATA</u>
1. High School Counselors	X	X	X	X		
2. College Financial Aid Officers	X	X	X	X		
3. Direct Mailings to Graduating High School Students or Parents	X	X	X		X	
4. High School Meetings or Workshops	X	X	X		X	
5. College Admissions Office						
6. Newspaper Ads						
7. Radio, Television Ads						
8. Social Service Agencies						
9. Other (Please Specify)						

Question on forms: 78 & 79 one form.

741

742

**DESCRIPTIONS OF STATE-SPONSORED
STUDENT ASSISTANCE PROGRAMS**

VIRGINIA (continued) D1

Virginia State Assistance for Physically Disabled Students - No state program. Assistance may be provided as part of regular ongoing activities of the Department of Vocational Rehabilitation.

Virginia State Assistance to Children of Veterans - A tuition-remission program to aid children of Virginia residents who were killed or disabled due to war service or who are POWs or MIAs. Recipients must be residents enrolled in in-state public institutions.

DESCRIPTIONS OF STATE-SPONSORED STUDENT ASSISTANCE PROGRAMS

VIRGINIA D1

College Scholarship Assistance Program (State Council of Higher Education for Virginia) - A program designed to provide need-based grants and conditional loans to Virginia undergraduate students enrolled in Virginia institutions of higher education. The program's purpose is to serve as one means of guaranteeing that financial condition will not prevent Virginia students from gaining access to higher education. NOTE: Only grants were given in 1976-77.

Tuition Assistance Grant and Loan Program (State Council of Higher Education for Virginia) - A program designed to provide financial assistance for Virginia students enrolled in Virginia private colleges and universities. Its purpose is to help narrow the "tuition gap"--the difference between the generally higher cost of private institutions and the lower tuition charged by the state-supported institutions. With this concept, the program encourages student freedom of choice in matching individual educational goals with the academic offerings of a diverse system of higher education. NOTE: By legislative direction, the program is being converted into solely a grant program.

State Teachers Scholarships (State Department of Education) - A conditional loan program which provides for the awarding of teaching scholarship loans to resident students preparing to teach. This is accomplished by attendance at non-profit institutions of higher education in the Commonwealth whose primary purpose is to provide collegiate or graduate education and not to provide religious training or theological education. This program will be entirely phased out by the end of 1977-78.

Nursing and Dental Hygienist Scholarships (State Department of Health) - A conditional grant program based on scholastic ability which provides financial assistance to Virginia residents who wish to become nurses or dental hygienists by attending in-state accredited schools of nursing.

• Virginia Education Loan Authority - This program was established in 1972 and was intended to be a state loan program financed through the sale of bonds. It was only recently activated, however, and has not yet made any loans. A director is now planning the operation of the program for 1978-79.

Academic Common Market - A tuition-reciprocity program to share among the states in the area served by the Southern Regional Education Board (SREB), certain post-baccalaureate academic programs at the least possible cost to each of the participating states and at the least possible cost to their residents pursuing those programs outside of their own states. Students are enrolled on an in-state tuition basis.

Virginia Guaranteed Student Loan Program (State Education Assistance Authority) - A program to help Virginians who need to borrow money for the expenses of college or post high school vocational education. Through Participation Agreements with Virginia lending institutions, the Program enables those institutions to make long-term personal loans to students for educational expenses. The Authority, as an agency of the State of Virginia, provides lenders with a 90% guarantee of loan principal. Students may enroll in in-state or out-of-state schools.

Virginia Medical and Dental Scholarships (Virginia Commonwealth University and the University of Virginia) - A conditional grant program, based on scholastic ability and need, designed to train individuals as physicians or dentists and to increase the supply of these persons in certain areas of Virginia. Students may be residents or non-residents and may attend public universities and four-year institutions, or Virginia Commonwealth University or the University of Virginia.

BASIC STATE PROGRAM INFORMATION

VIRGINIA D2

Programs	Year	Number of Awards	Average Full-Time Award Size	Total Dollars Awarded	Eligible Population
<u>Need-Based</u>					
<u>Grants</u>					
College Scholarship Assistance Program ¹	1973-74	252	\$294	\$ 74,000	Resident Undergraduates
	1975-76	4,424	\$273	\$ 1,206,512	
<u>Loans</u>					
Virginia Guaranteed Student Loan Program ²	1971-72	10,596	Not	\$ 9,980,194	Resident Students
	1975-76	9,160	Applicable	\$12,296,273	
<u>Non Need-Based</u>					
Tuition Assistance Grant and Loan Program	1973-74	1,250	\$400 ³	\$ 500,000	Virginia Students Attending Private In-State Institutions
	1975-76	4,928	\$400 ³	\$ 1,959,500	
State Teachers Scholarships	1970-71	6,001	\$72-350	\$ 1,972,700	Students Studying Education
	1975-76	1,312	\$150-450	\$ 534,773	
Nursing and Dental Hygienist Scholarships	1974-75	Note 5	Note 5	\$ 99,500	Nursing or Dental Hygienist Students
	1975-76	Note 5	Note 5	\$ 106,000	
Academic Common Market	1975-76	Not Applicable-----			Students Enrolled in Specified Programs Not Available In-State
Virginia Medical and Dental Scholarships ⁶	1975-76	Note 7	Note 7	\$ 162,000 ⁷	Medical and Dental Students at Specified Schools
Virginia State Assistance to Children of Veterans		Few awards -- number not available			Dependents of Veterans Killed or Disabled or MIA

- ¹ Also a "Conditional Loan" program. Only "Grants" awarded in 1976-77.
- ² At the present time, loans made under this program in Virginia are guaranteed entirely by the state through a trust fund. This situation is likely to be modified in the near future, as the SEAA (the guarantee loan agency) begins to guarantee the loans made by the VELA.
- ³ All annual recipients received \$400 awards. The total student figure, however, includes some second semester awards of \$200.
- ⁴ Originally any student enrolled in teacher education, now limited to certain areas. Program will be entirely phased out by 1977-78.
- ⁵ Twelve awards in the amount of \$500 each may be made for hygienists annually. Nursing scholarships may not exceed \$4,000 each at the graduate level and \$2,000 at the undergraduate level.
- ⁶ Students are required to work for the Virginia Department of Mental Hygiene and Hospitals or institutions in the Department of Welfare for the number of years equal to the number of years of scholarship. (If no vacancies exist, student must practice family medicine in an "area of need" of Virginia for that number of years.) This is not a state-based program. Funds are authorized for the use of two institutions.
- ⁷ Statute authorizes eight dental scholarships at V.C.U. in the amount of \$1,500 each, and at a total of 60 medical scholarships in the amount of \$2,500 each for the two institutions (Virginia Commonwealth University and University of Virginia).

STUDENT ELIGIBILITY CRITERIA FOR STATE PROGRAMS

VIRGINIA E1

<u>Programs</u>	<u>Acceptable Residency Status</u>	<u>Accept- able Attend. Status</u>	<u>Acceptable Student Levels</u>	<u>Special Priority to Cont'g. Awards</u>	<u>Income Limits</u>	<u>Need Limits</u>
<u>Need-Based</u>						
<u>Grants</u>						
College Scholarship Assistance Program	Residents attending In-State	Full-Time	All Under- graduates	No	No Upper Limits	Note 1
<u>Loans</u>						
Virginia Guaranteed Student Loan Program	Residents attending In/Out of State	Full-Time	All	Yes ²		
<u>Non Need-Based</u>						
Tuition Assistance Grant and Loan Program	Residents attending In-State	Full-Time	All Under- graduates	Yes ³	Not Applicable	Not Applicable
State Teachers Scholarships	Residents attending In-State	Full-Time	All Under- graduates	Yes	Not Applicable	Not Applicable
Nursing and Dental Hygienist Scholarships	Residents attending In-State	Full-Time	All Under- graduates and Graduates (Nursing)	No	Not Applicable	Not Applicable
Academic Common Market	Residents attending In-State	Full-Time	Graduates	No	Not Applicable	Not Applicable
Virginia Medical and Dental Scholarships	Residents attending In State and Non- Residents	Full-Time	Graduates	Yes	Not Applicable	Not Applicable
Virginia State Assistance to Children of Veterans	Residents attending In-State	Full-Time	All	No	Not Applicable	Not Applicable

¹ Varies yearly depending on available funds and need of applicants. In 1975-77, required need was \$1,000.

² By some participating banks.

³ Only if funds should become inadequate to give all applicants an award.

INSTITUTIONAL ELIGIBILITY CRITERIA FOR STATE STUDENT-ASSISTANCE PROGRAMS

VIRGINIA E2

<u>Programs</u>	<u>University and 4-Year Colleges</u>	<u>Community/ Junior Colleges</u>	<u>Voc./Tech. Schools</u>	<u>Proprietary</u>	<u>Special Types of Institutions</u>
<u>Need-Based</u>					
<u>Grants</u>					
College Scholarship Assistance Program	Public Private	Public Private	No	No	No
<u>Loans</u>					
Virginia Guaranteed Student Loan Program	Public Private	Public	Public	Yes	No
<u>Non Need-Based</u>					
Tuition Assistance Grant and Loan Program	Private	Private	No	No	No
State Teachers Scholarships	Public Private	Public Private	No	Yes	No
Nursing and Dental Hygienist Scholarships	No	No	No	No	Accredited Virginia Schools of Nursing
Academic Common Market	Public				
Virginia Medical and Dental Scholarships	Public	No	No	No	No
Virginia State Assistance to Children of Veterans	Public	Public	Public	No	No

The Common Market includes only participating public institutions since students who attend private institutions have no tuition distinction between in-state and out-of-state. There is no "institutional eligibility" for this program.

NEED DETERMINATION CRITERIA FOR STATE PROGRAMS

VIRGINIA E3

<u>Programs</u>	<u>Program Definition of Need</u>	<u>Is BEOG Application Required?</u>	<u>Expected Family Contribution (EFC) Method</u>	<u>Student Budget Includes What Items?</u>
<u>Need-Based</u>				
<u>Grants</u>				
College Scholarship Assistance Program	Need = Student Budget - Expected Family Contribution	No	Consensus	Tuition/Fees Room/Board Books Transportation General Student Costs
<u>Loans</u>				
Virginia Guaranteed Student Loan Program	Information Not Given-----			General Student Costs

AWARD SIZE DETERMINATION CRITERIA FOR STATE PROGRAMS

VIRGINIA E4

Programs	Maximum Award Size?	What Award Size Determination Method Is Used?	How Is Award Priority Determined?	Who Ultimately Determines Award Amount?
Need-Based				
Grants				
College Scholarship Assistance Program	\$ 600 ¹	A scale of awards/need increments is determined annually. (See note 2 for scale)	On basis of need and in conjunction with the scale noted in Note 2	State
Loans				
Virginia Guaranteed Student Loan Program	\$2,000	GSL Method	Not Applicable	GSL Method
Non Need-Based				
Tuition Assistance Grant and Loan Program	\$ 400	By Appropriations Act (which sets maximum); and (1) number of eligible student applicants (each one receives the same amount) and (2) the appropriation available in a particular year.	All eligible applicants receive the same size award.	State
State Teachers Scholarships	\$ 450	Based on Appropriation	Any student enrolled in teacher education may apply.	State Dept. of Education
Nursing and Dental Hygienist Scholarships	\$500/Year for Hygienists; \$2,000/Year for Undergraduate Nurses; \$4,000/Year for Graduate Nurses	Amount of Appropriation	Not Applicable	State
Academic Common Market	Note 3	The difference between in-state and out-of-state tuition for the particular program is automatically waived.	Not Applicable	State ⁴
Virginia Medical and Dental Scholarships	\$1,500-Dental \$2,500-Medical	Not Applicable	Virginia residents have priority.	Specified by Statute
Virginia State Assistance to Children of Veterans	Not Applicable	Tuition at the particular institution.	Not Applicable	State

C O N T I N U E O

AWARD SIZE DETERMINATION CRITERIA FOR STATE PROGRAMS

VIRGINIA E4

<u>Programs</u>	<u>Maximum Award Size?</u>	<u>What Award Size Determination Method Is Used?</u>	<u>How is Award Priority Determined?</u>	<u>Who Ultimately Determines Award Amount?</u>
-----------------	----------------------------	--	--	--

Notes:

¹ \$600 for 1976-77; however, award cannot exceed cost of tuition and required fees.

<u>Range of Incremental Need</u>	<u>Amount of Award</u>
\$4800+	\$600
4200-4799	500
3800-4199	400
3200-3799	300
1001-3199	200

³ Varies by institution and program.

⁴ The institution in the state where the program is offered.

757

753

NUMBER OF NEED-BASED GRANT PROGRAM APPLICANTS

VIRGINIA FI

DATA NOT AVAILABLE

INDEPENDENTS	\$0- 5,999	\$6,000- 8,999	\$9,000- 11,999	\$12,000- 14,999	\$15,000- 19,999	\$20,000- & Over
DEPENDENTS						

Income Level

DATA NOT AVAILABLE

DATA
NOT AVAILABLE

WHITE	BLACK	HISPANIC	AMERICAN INDIAN	ASIAN	OTHER

Ethnic Status

MEN	WOMEN

Sex

NUMBER OF NEED-BASED GRANT PROGRAM RECIPIENTS AND AVERAGE AWARD SIZE

F2

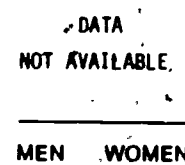
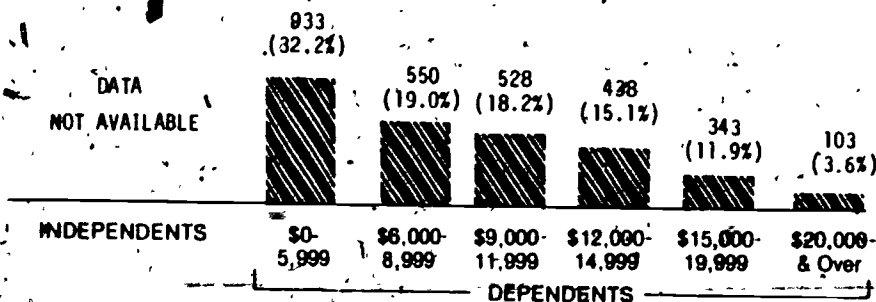
VIRGINIA

NUMBER OF RECIPIENTS


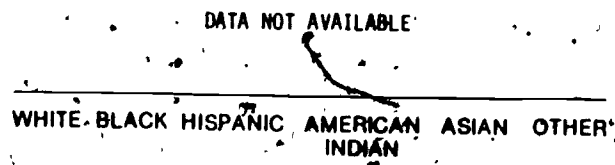
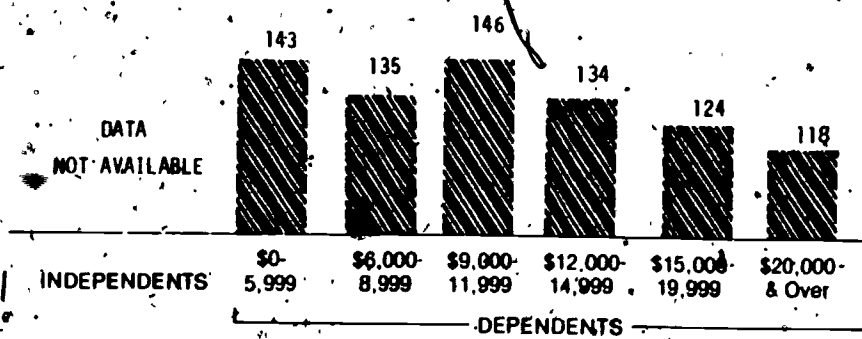
Income Level

Ethnic Status

Sex



AVERAGE AWARD SIZE



These data were taken from the Financial Status and Performance Report for the Reporting Period July 1, 1975, to September 30, 1976, and only reflect the distribution of the federal portion of the "Number of Recipients" and "Average Award Size." These data do not differentiate between dependent and independent students.

SOURCES AND DISTRIBUTION OF NEED-BASED GRANT PROGRAM FUNDS


VIRGINIA G1

THESE FIGURES FOR THE 1976-76 SCHOOL YEAR PERTAIN TO:
 • COLLEGE SCHOLARSHIP ASSISTANCE PROGRAM


STATE APPROPRIATIONS
 \$938,609 70.2%

PRIVATE GIFTS

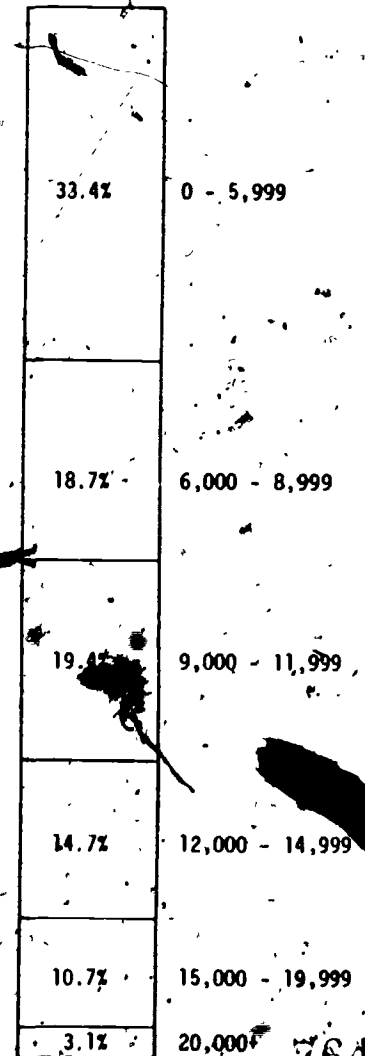
\$398,391 29.8%
FEDERAL SSIIG PROGRAM



INSTITUTIONAL SECTORS



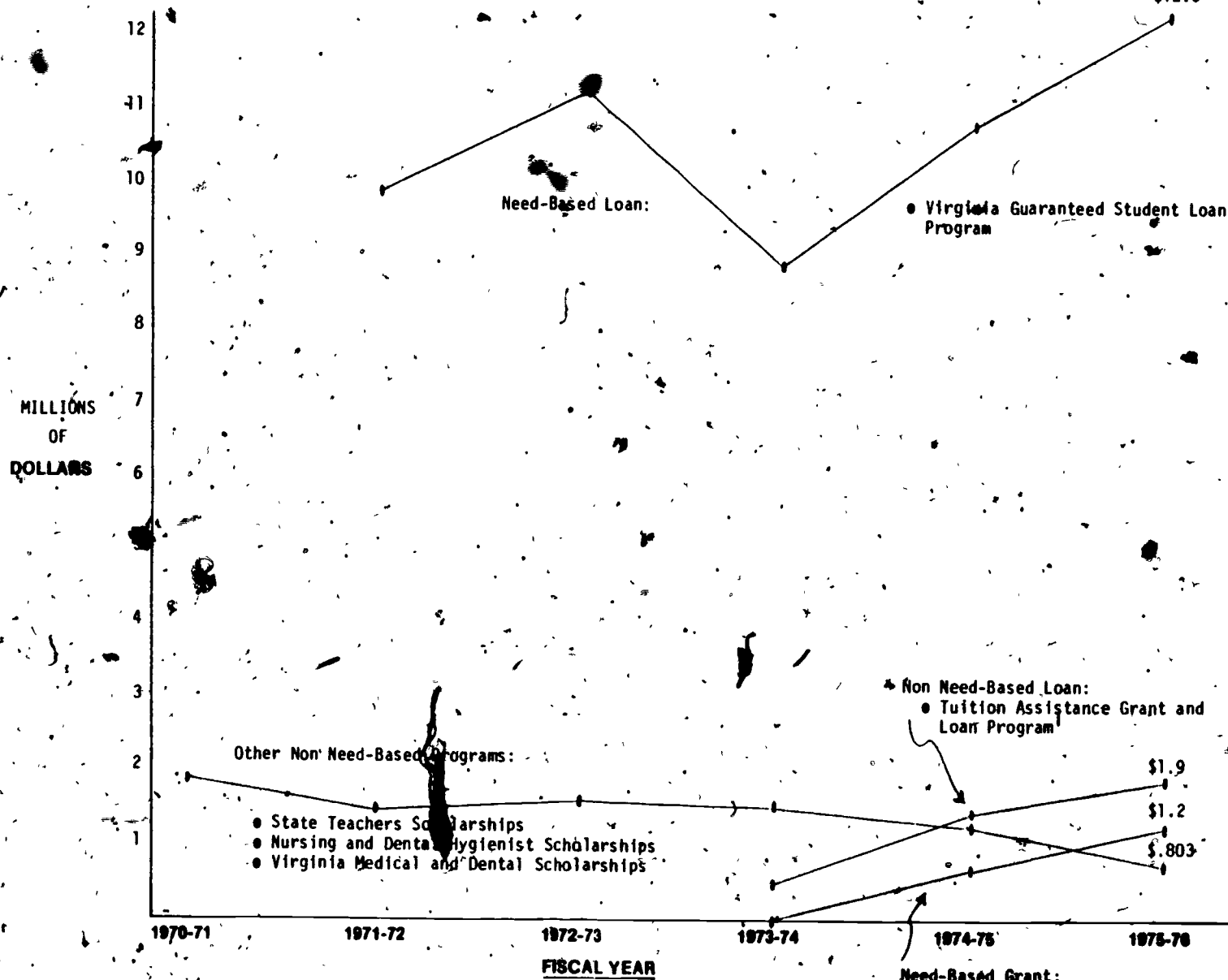
STUDENT INCOME CATEGORIES



These data were taken from the Financial Status and Performance Report for the Reporting Period July 1, 1975, to September 30, 1976. The figures pertaining to the distribution of funds by institutional sector and student income categories only reflect the distribution of the federal portion of the total dollars.

HISTORIC STATE EXPENDITURES ON STUDENT-ASSISTANCE PROGRAMS

VIRGINIA G2



765

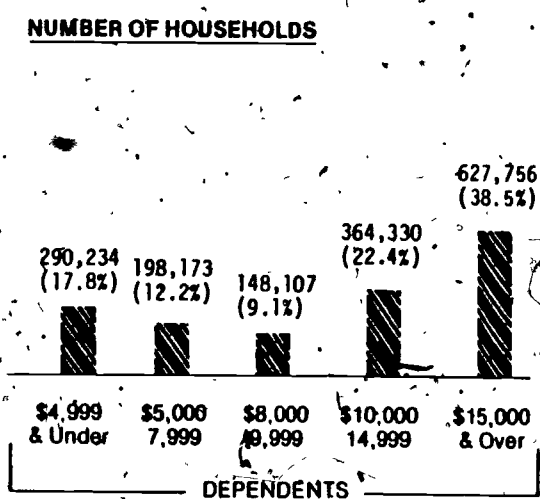
1973-74 first year of program.

766

STATE POPULATION PROFILE

VIRGINIA H1

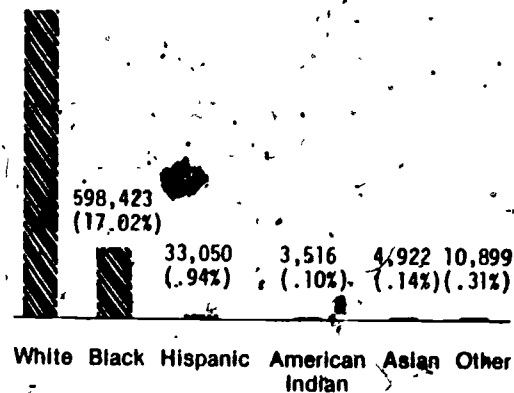
NUMBER OF HOUSEHOLDS



Effective Buying Income¹

2,865,488
(81.49%)

STATE POPULATION 18 AND OVER



Ethnic Status

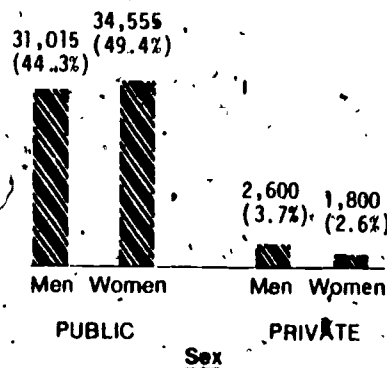
1,971,214
(48.84%)

1,848,713
(51.16%)



Sex

STATE HIGH SCHOOL GRADUATES



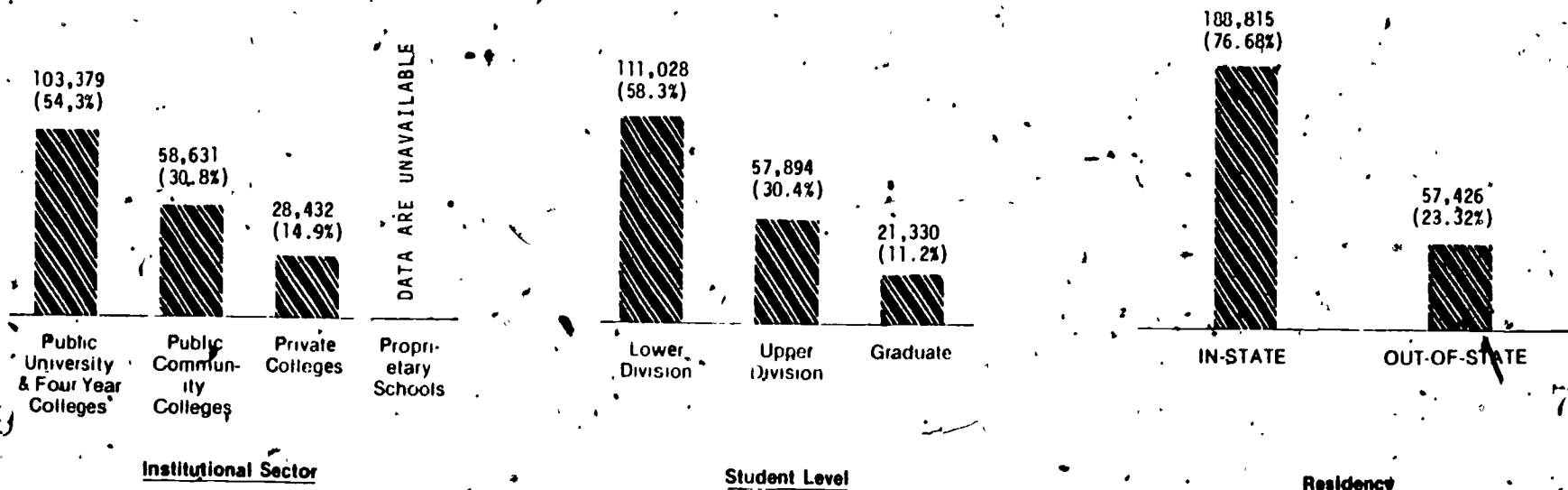
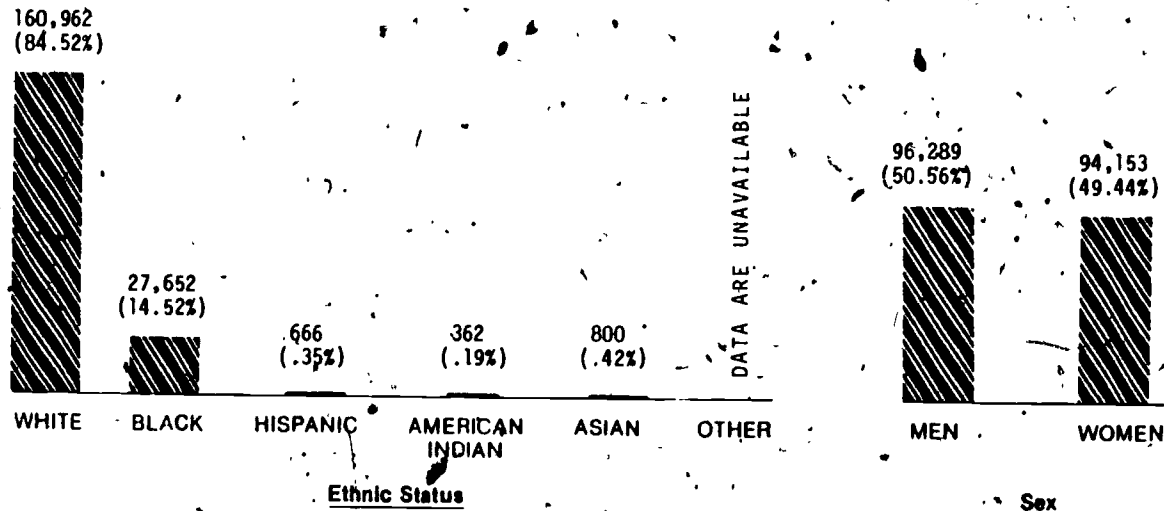
Sex

The high school graduation figures do not include 8,509 persons granted a high school equivalency certificate.

¹(c) Sales and Marketing Management 1977 Survey of Buying Power Data Service

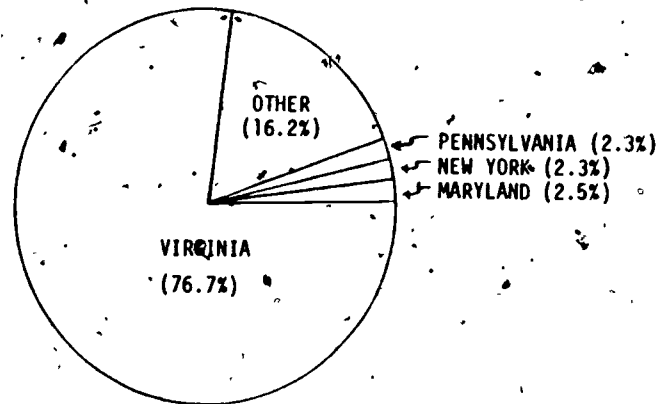
STATE POSTSECONDARY EDUCATION STUDENT ENROLLMENTS

VIRGINIA H2

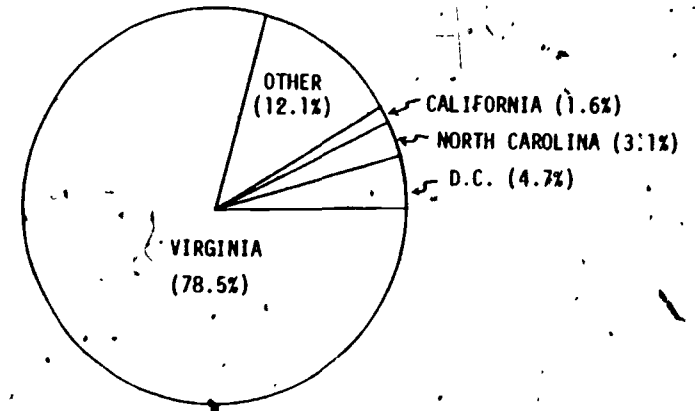


INTERSTATE MIGRATION OF STUDENTS

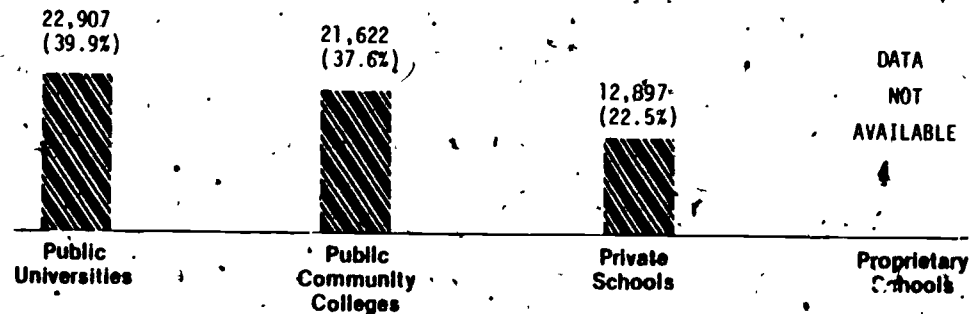
VIRGINIA H3



**RESIDENT AND NON-RESIDENT STUDENTS
ATTENDING IN-STATE INSTITUTIONS**



**RESIDENT STUDENTS ATTENDING IN-STATE
AND OUT-OF-STATE INSTITUTIONS**



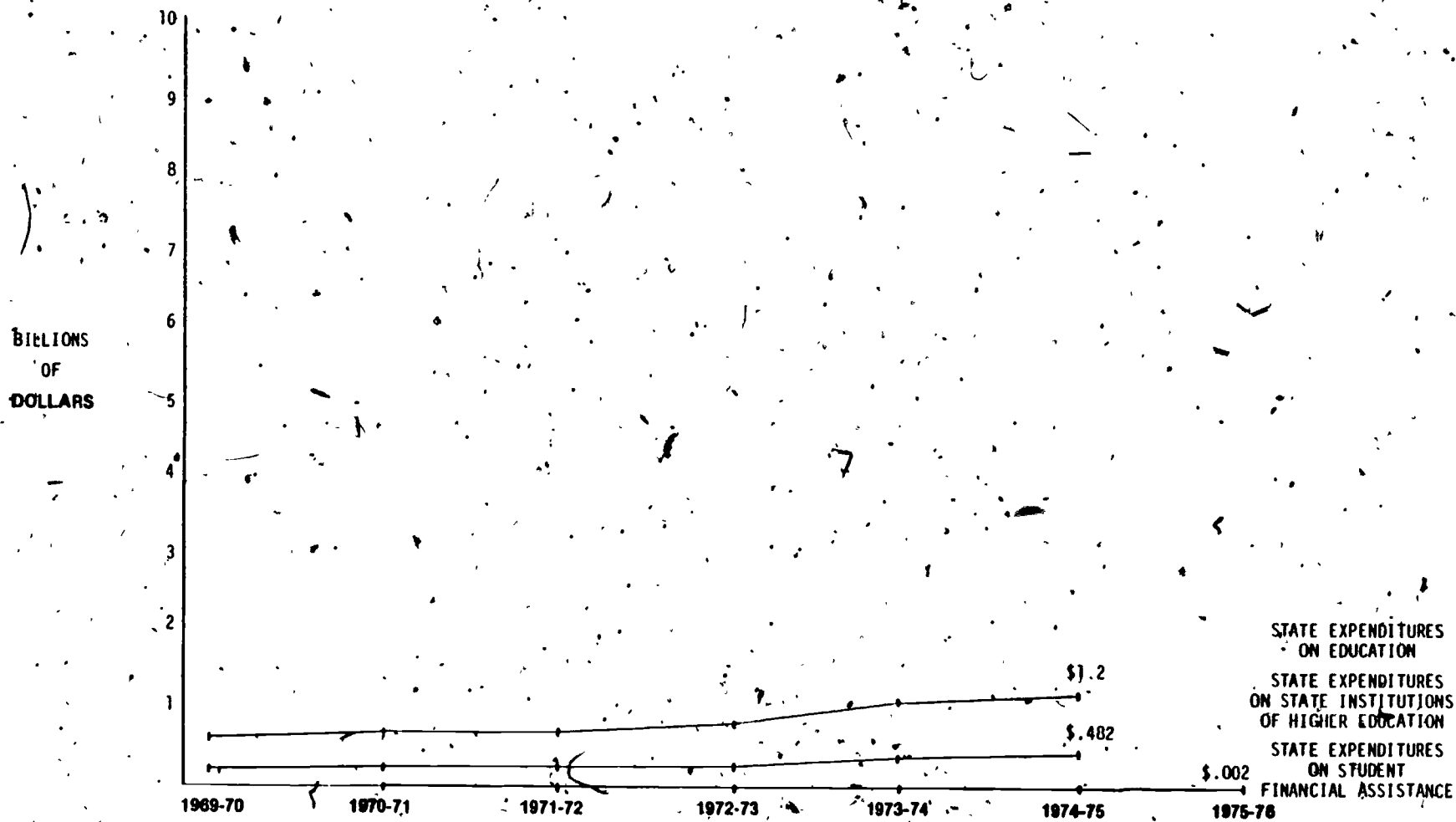
INSTITUTIONAL SECTOR
(Out-of-State Students In School In-State)

771

772

STATE EXPENDITURE ON POSTSECONDARY EDUCATION STUDENT ASSISTANCE

VIRGINIA 11



THESE DATA PERTAIN TO:
 ● COLLEGE SCHOLARSHIP ASSISTANCE PROGRAM
 ● STATE TEACHERS SCHOLARSHIPS

FISCAL YEAR

● NURSING AND DENTAL HYGIENIST SCHOLARSHIPS
 ● VIRGINIA MEDICAL AND DENTAL SCHOLARSHIPS

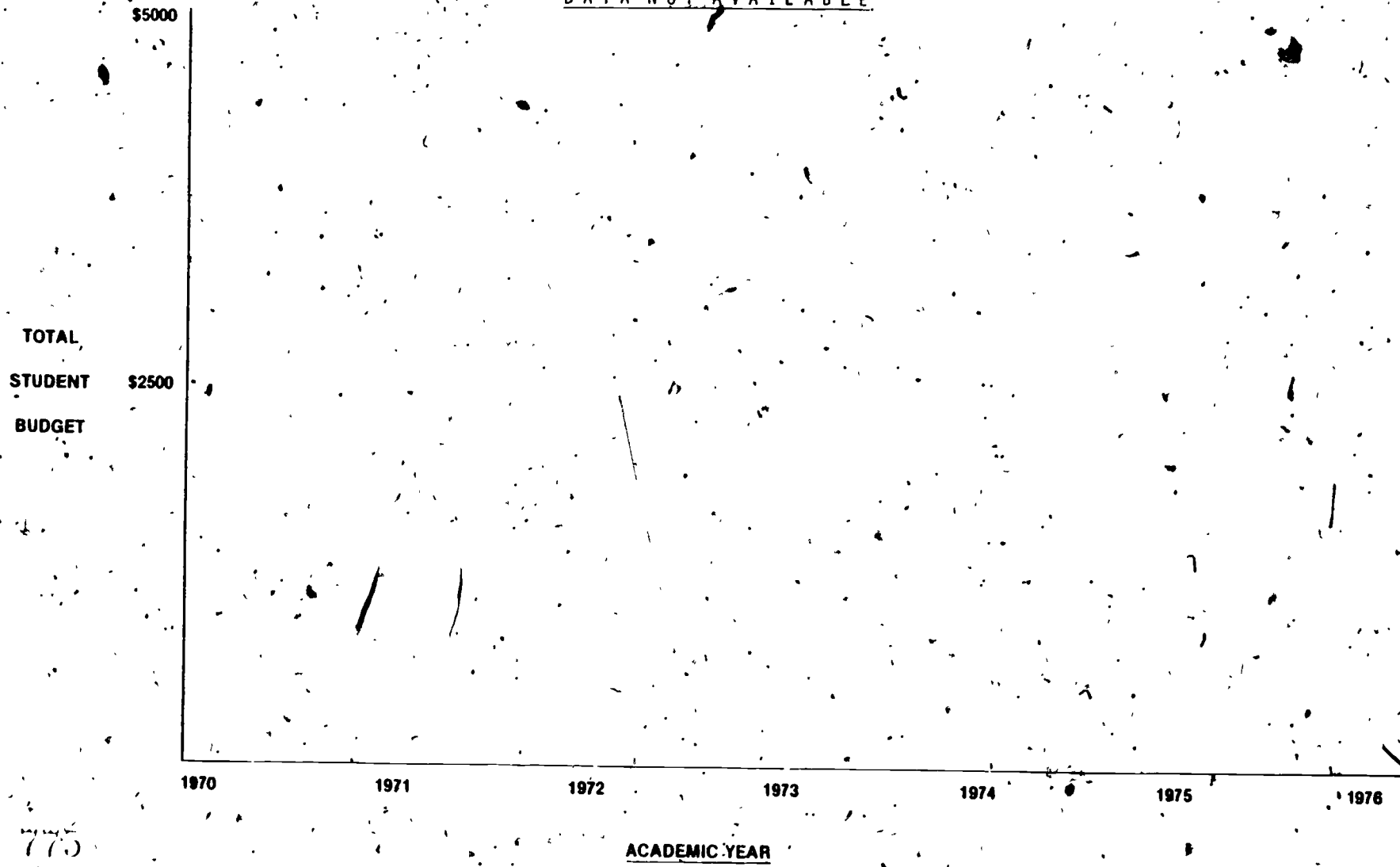
773

774

**GROSS COSTS TO STUDENTS ATTENDING SCHOOL
BY POSTSECONDARY EDUCATION SECTORS**

VIRGINIA 12

DATA NOT AVAILABLE



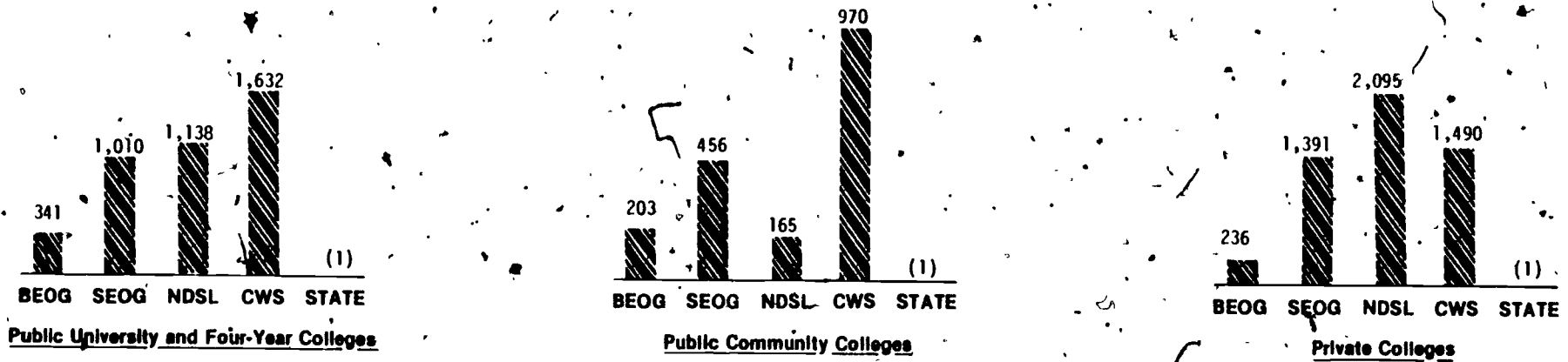
775

776

LEVELS OF FEDERAL AND STATE PROGRAM FUNDING BY INSTITUTIONAL SECTOR

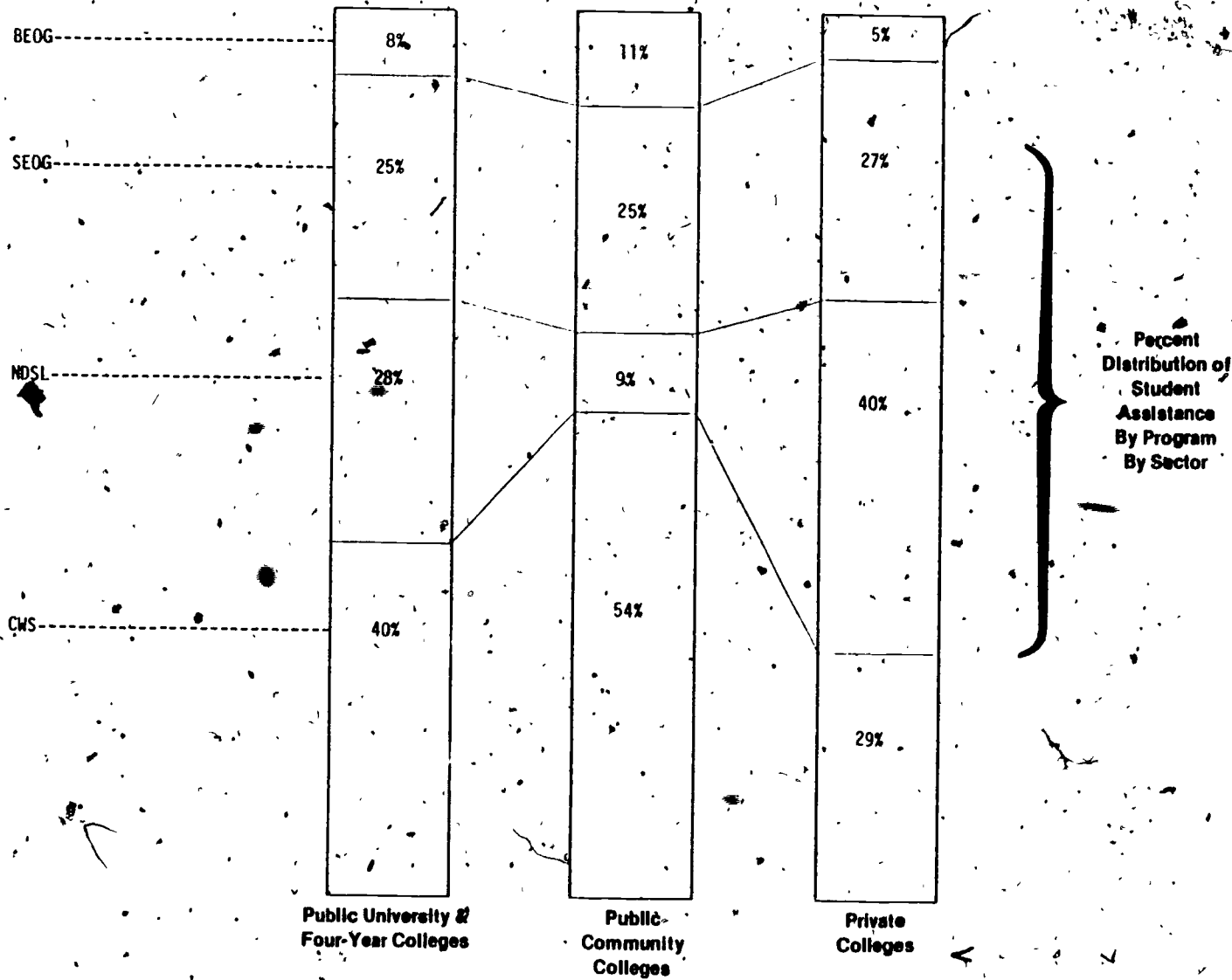
VIRGINIA 13

(Figures in thousands)



(1) The data pertaining to state dollars awarded by institutional sector are unavailable.

RELATIVE IMPORTANCE OF FEDERAL AND STATE PROGRAM FUNDING BY SECTOR



The data pertaining to state dollars awarded by institutional sector are unavailable.

DESCRIPTIONS OF PROGRAM OFFICES AND AGENCIES AND CORRESPONDING PROGRAM RESPONSIBILITIES

WASHINGTON A1

The Council for Postsecondary Education has administrative responsibility for all state-funded or state-administered programs of student financial aid with the exception of tuition waiver programs. In addition to this administrative function, the Council also has the responsibility for state-wide higher education planning and acts as the coordinating agency for all postsecondary education in the state of Washington. The Council is designated as the state commission as provided for in Section 1202 of the education amendments of 1972 as now or hereafter amended:

1. State Work-Study Program
2. State Need Grant Program
3. Aid to Blind Students
4. 3% Tuition and Fee Waiver Program
5. Tuition Waiver Program for Children of Deceased or Incapacitated Veterans
6. WICHE Student Exchange Program

RELATIONSHIPS OF STATE AGENCIES

WASHINGTON A2

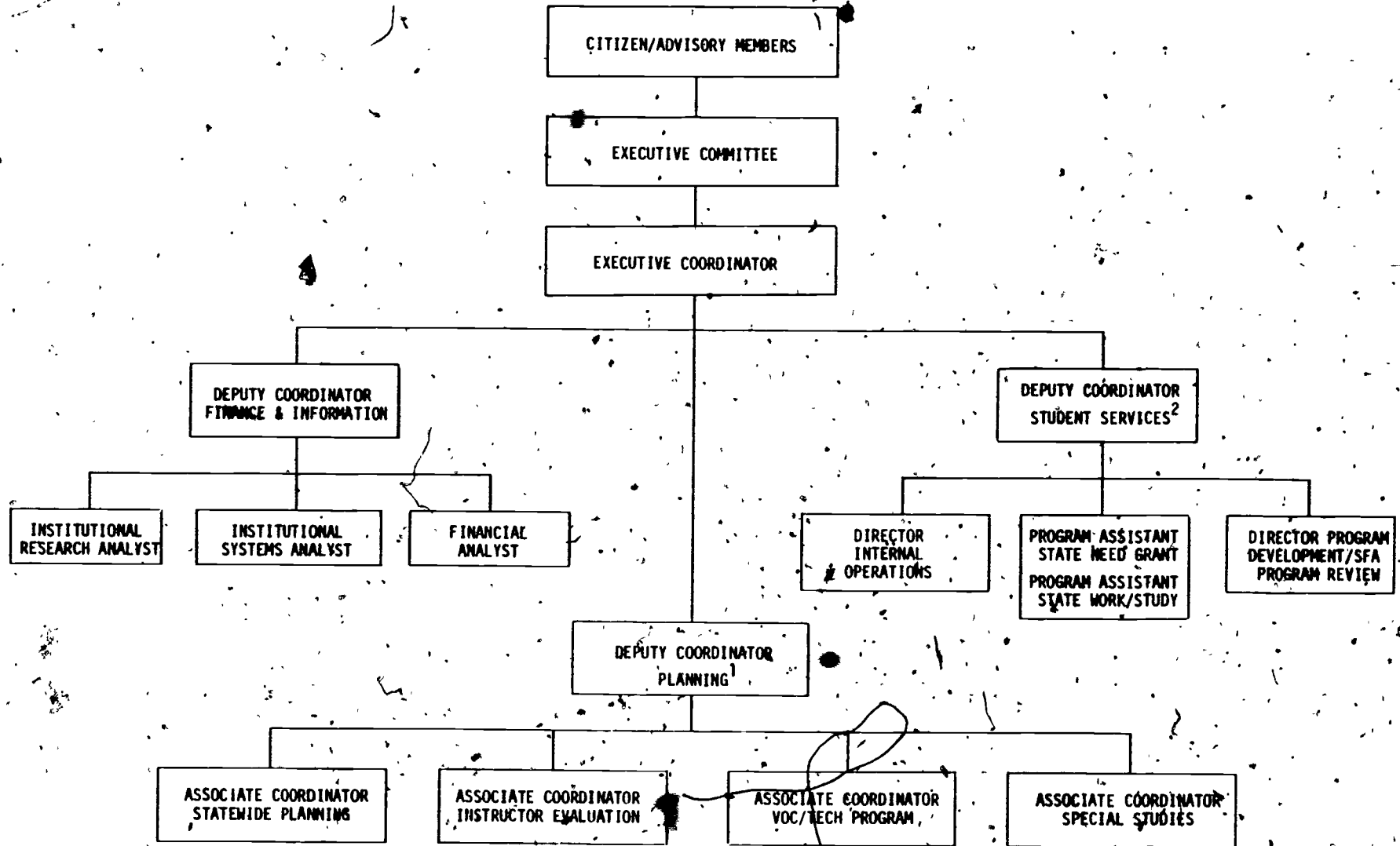
The Council for Postsecondary Education has administrative responsibility for all state-funded or state-administered programs of student financial aid with the exception of tuition waiver programs. In addition to this administrative function, the Council also has the responsibility for statewide higher education planning and acts as the coordinating agency for all postsecondary education in the State of Washington. The Council is designated as the state commission as provided for in Section 1202 of the education amendments of 1972 (Public Law 92-318) as now or hereafter amended; and shall perform such functions as is necessary to comply with federal directives pertaining to the provisions of such law: PROVIDED, That notwithstanding the provisions of RCW 28B.80.050, all members of the council shall have full voting powers in taking actions related to federal postsecondary educational planning functions as provided for in this section and Sections 12 through 15 of this 1975 amendatory act.

783:

784

STATE AGENCY ORGANIZATION

WASHINGTON B1



¹ Includes academic program review.

² Includes student financial aid.

**MANAGEMENT RELATIONSHIPS BETWEEN THE STATE AGENCY
AND OTHER STATE AGENCIES/INSTITUTIONS**

WASHINGTON B2

WHO ACCOMPLISHES THE FOLLOWING?

**STATE
PROGRAM
OFFICE**

**INSTITUTIONAL
FINANCIAL
AID OFFICER**

OTHER OFFICERS OR AGENCIES

Processing of Applications

- Verification of Student Application Information
- Identification of Eligible Recipients
- Determination of Award Size
- Assignment of Priority to Awards
- Formally Approves Award

Makes Payment to Student (or Credits Student Account)

Makes Post-Award Adjustments

Initiates the Prosecution of Possible Fraudulent Student applications

Publicizes Award Availability

		X	
		X	
X			
X			
X		X	
X		X	
		X	
X			
X		X	

787

788

STATE PROGRAM OFFICE DEFINITIONS FOR SELECTED TERMS

WASHINGTON B3

<u>DEFINITIONS USED BY STATE PROGRAM OFFICES</u>	<u>STATE DEFINITION SPECIFIED BY</u>	<u>STATE DEFINITION COMMONLY USED BY ALL INSTITUTIONS</u>		<u>STATE DEFINITION CONSISTENT ACROSS ALL STATE PROGRAMS</u>
		<u>PUBLIC</u>	<u>PRIVATE</u>	
Half-Time Student - Not applicable.				
State Resident - "Washington resident" shall be defined as an individual who has been domiciled within the state of Washington for at least one year. Domicile shall denote a person's true fixed and permanent home and place of habitation. It is the place where he/she intends to remain and to which he/she, upon leaving, expects to return without establishing domicile elsewhere.	Law	Yes	Yes	Yes
Independent Student - shall mean any student whose parents do not acknowledge and accept a financial responsibility for the student and have on record in the financial aid office documentation attesting to requirements for independence.	Interpretation	Yes	Yes	
Non-Profit Institution - Not applicable.				
Satisfactory Academic Progress - In addition to enrolling full-time, the student is also expected to satisfactorily complete 12 credit or equivalent clock hours, or the appropriate number of hours as documented. Each institution must submit to the Council for approval its policy for awarding financial aid to students who do not complete required number of credit or clock hours. (State need grant only)	Interpretation	Yes	Yes	
United States Citizenship - Be a citizen of the United States or in the process of becoming a citizen. (State need grant only)	Law	Yes	Yes	Yes

**INFORMATION FLOW BETWEEN THE STATE PROGRAM OFFICE
AND VARIOUS FEDERAL OFFICES**

WASHINGTON B4

	<u>TYPE OF INFORMATION PROVIDED BY STATE STUDENT-AID AGENCY</u>	<u>TYPE OF INFORMATION RECEIVED BY STATE STUDENT-AID AGENCY</u>	<u>PERCEPTION OF ADEQUACY OF INFORMATION FLOW</u>		
<u>FEDERAL OFFICES</u>					
SSIG Office	Summaries Recipients	Regulations	Adequate		
BEOG Office		Summaries Regulations	Adequate		
Regional-OE Student-Assistance Office (Campus-Based Programs)	Summaries	Summaries Regulations	Adequate		
Washington OE Office (Campus-Based Programs)	Not Applicable	Not Applicable	Not Applicable		
FISL/GSL Office	Not Applicable	Not Applicable	Not Applicable		
<u>STATE/INSTITUTIONAL OFFICES</u>					
Public Institutions	Summaries Recipients	Regulations Termination	Summaries Recipients	Applications Termination	Adequate
Private Institutions	Summaries Recipients	Regulations Termination	Summaries Recipients	Applications Termination	Adequate
Governor/Budget Office		Summaries Regulations	Summaries		Adequate
State Legislature (Including Committee Staffs)		Summaries Regulations	Summaries Legislation		

MANAGEMENT STAFFING OF STATE PROGRAM OFFICES

WASHINGTON 85

MANAGEMENT FUNCTION

PERCENTAGE OF STAFF EFFORT

STAFF ASSISTANCE FROM OTHER AGENCIES COMMENTS

APPLICATIONS PROCESSING

(Includes verification of student information, need analysis, award determination, etc.)

RESPONDING TO REQUESTS FOR INFORMATION

(Includes federal requests for information, parent/student inquiries, testimony in hearings, etc.)

PROGRAM REVIEW

(Includes on-site visits to institutions, formal/informal audits, etc.)

PUBLIC RELATIONS AND INFORMATION DISSEMINATION

(Includes parent/student workshops, work on promotional literature, etc.)

GENERAL ADMINISTRATION

(Includes executive personnel, staff training and development, regulations and guidelines, preparation of summary statistics, etc.)

OTHER MANAGEMENT ACTIVITIES

(Includes any special staff activities which do not clearly fall in one of the above categories)

INFORMATION WAS NOT PROVIDED

793

794

**STATE AGENCY CALENDAR OF EVENTS FOR NEED-BASED
PROGRAMS FOR 1976-77 SCHOOL YEAR**

WASHINGTON B6

MONTH/YEAR

EVENTS

Describes SEPTEMBER 1974 Agency budget presented to governors office or budget bureau budget cycle for the 1975-77 biennium. This presents no timing problem for 1976-77 (2nd year of biennium) but creates difficulty in planning for 1975-76 (1st year of biennium).

JANUARY 1975. Agency budget presented to legislature

MAY 1975 Legislature appropriates student assistance funds

MARCH 1976 1) Agency completes planning workshops for students or counselors
2) Agency makes student-aid applications available

Latter deadline designed for late applicants

AUGUST & NOVEMBER 1976 Deadline for student-aid applications

Other dates are necessary to reaward unutilized award

AUGUST, NOVEMBER & JANUARY 1976-77 Agency (or institutions) announces award winners

JULY 1977 BEOG applications information received from federal office

Award changes and adjustments are continuous

**PROGRAM AND FISCAL CONTROLS OF PROGRAMS
- OPERATED BY STATE AGENCY**

WASHINGTON · B7

<u>PROGRAM CONTROLS</u>	<u>CONTROL USED SAMPLE OR TOTAL POPULATION STUDIED</u>	<u>AGENCY/OFFICE UNDERTAKING CONTROLS</u>	<u>SPECIAL ACTIONS COMMENTS</u>
A. <u>Control on Student Application Data Accuracy.</u>			
1. Match Against Tax Forms?	Yes, All	Institution	Not awarded
2. Match Against BEOG Applications?			
3. Match Against Institutional Student Records?			
4. Warnings of Prosecution?			
5. Prosecution?			
B. <u>Controls on Attendance and/or Progress</u>			
1. Check on Enrollment/Initial Attendance?	Yes, All	Institution	No award
2. Check on Mid-Term Attendance?	Yes, All	Institution	Withdrawal of award
3. Check on Course Completion?	Yes, All	Institution	Withdrawal of award
4. Check on Academic Progress Before Award?	Yes, All	Institution	Withdrawal of award
5. Partial Awards?			
C. <u>Controls on Award Size.</u>			
1. Check to Make Sure Other Awards Actually Made?	Yes	All - Institution Sample - State	
2. Match Against BEOG, Campus-Based Award Files?	Yes		
3. Re-Check to Ensure Award Adjustments Actually Made?			
4. Second Review of Aid Packages?	Yes, All	Institution, State	Repackaging or repayment
D. <u>Controls on Institutional Student-Aid Operations</u>			
1. Independent Program Audits?	Yes, Sample	Institution, State	Contingent on findings
2. Aid Officer Bonding?			
3. Aid Officer Certification?			
4. Double Signatures on All Fund Transfers?			
E. <u>Controls on Central Administrative Staff Operations</u>			
1. Independent Program Audits?	Yes, All	State	
2. Bonding of Staff Members?			
3. Double Signatures on All Fund Transactions?			

Institutions provide for their own program audits using either a private accounting firm (private schools) or the state agency. Using Council staff, audits are performed on participating schools.

PROGRAM INFORMATION DISSEMINATION PROCEDURES USED FOR STATE NEED BASED PROGRAMS

WASHINGTON 61

TYPE OF INFORMATION PROVIDED

<u>INFORMATION PROVIDED THROUGH</u>	<u>APPLICATION FORMS</u>	<u>ELIGIBILITY CONDITIONS</u>	<u>FILING/CLOSING DATES FOR STATE PROGRAMS</u>	<u>INFORMATION ON THE COST OF ATTENDANCE AT VARIOUS TYPES OF INSTITUTIONS</u>	<u>INFORMATION ABOUT APPLYING FOR AID FROM OTHER SOURCES</u>	<u>INFORMATION ON PENALTIES FOR PROVIDING FRAUDULENT DATA</u>
1. High School Counselors ¹	X	X	X	X	X	
2. College Financial-Aid Officers	X	X	X			X
3. Direct Mailings to Graduating High School Students or Parents ²						
4. High School Meetings or Workshops ³	X	X	X	X	X	
5. College Admissions Office ⁴	X	X				
6. Newspaper Ads						
7. Radio, Television Ads						
8. Social Service Agencies						
9. Other (Please Specify)						

¹ Also, low-income, ethnic groups are sometimes contacted with the help of the Financial Aid Officer and administration.

² None on a regular basis.

³ Institutions provide information.

⁴ Some admission officers do distribute application forms and general information.

800

799

DESCRIPTIONS OF STATE-SPONSORED STUDENT ASSISTANCE PROGRAMS

WASHINGTON D1

State Work-Study Program - A work-study program established to provide financial assistance to needy students by stimulating and promoting their employment; and to provide each needy student, wherever possible, with employment related to their academic pursuits. Recipients may be resident or non-resident students enrolled in in-state schools. Students enrolled in theological programs are excluded from participation.

State Need Grant Program - A grant program to assist needy or disadvantaged Washington residents in obtaining a post-secondary education in one of Washington's public institutions.

Aid to Blind Students - A tuition-remission program which provides eligible needy blind students with assistance in procurement of equipment or services required due to their blindness while attending public postsecondary institutions in Washington.

3% Tuition and Fee Waiver Program - A tuition-remission program to assist resident needy and disadvantaged students to meet postsecondary education costs by waiving tuition and fees at public four-year institutions and community colleges in Washington.

Tuition Waiver Program for Children of Deceased or Incapacitated Veterans - A tuition-remission program to provide educational opportunity at state funded postsecondary institutions for needy resident persons whose parents or parent was killed or totally incapacitated from engaging in any normal employment by reason of service in armed forces of the United States.

WICHE Student Exchange Program - A tuition-remission program which aids students in participating western states to obtain access to fields of professional education that are not available in their home states. Funds appropriated by a sponsoring state reimburse the receiving school through payment of an institutional support fee for the educational service offered. The student does not receive a cash stipend. Washington students participate in out-of-state optometry programs. They must demonstrate a financial need in order to be eligible.

BASIC STATE PROGRAM INFORMATION

WASHINGTON D2

<u>Programs</u>	<u>Year</u>	<u>Number of Awards</u>	<u>Average Full-Time Award Size</u>	<u>Total Dollars Awarded</u>	<u>Eligible Population</u>
Need-Based					
Grants					
State Need Grant Program	1970-71	838	\$ 391	\$ 327,994	Resident Undergraduates
	1975-76	7,522	\$ 575	\$3,877,722	
Aid to Blind Students	1974-75	4	\$ 425	\$ 1,701	Blind Residents
	1975-76	10	\$ 215	\$ 2,155	
Tuition Remission					
3% Tuition and Fee Waiver Program	1971-72	3,197	Not	\$1,179,429	All Resident Students
	1975-76	3,779	Applicable	\$1,625,074	
Tuition Waiver Program for Children of Deceased or Incapacitated Veterans	1974-75	712	Not Applicable		Children of Deceased or Incapacitated Veterans
	1975-76	575	Not Applicable		
NICHE Student Exchange Program ³	1974-75	11	\$1,200	\$ 13,200	Optometry Students enrolled in Out-of-State Schools
	1975-76	23	\$2,400	\$ 55,200	
Work-Study					
State Work-Study Program ⁴	1974-76	1,066	\$ 455	\$ 485,770	All Students except Theological Students
	1975-76	1,101	\$ 594	\$ 655,064	

¹ Response based on reasonable estimation or approximation.

² Relative degree of institutional flexibility and simplicity involved in application of waiver program.

³ Certification by Washington does not guarantee admission to Optometry school.

⁴ Program is open to participation by public and private employers with the one restriction--that they not be religiously affiliated. Student must be paid the prevailing wage and the position filled cannot be one that could be filled by a regular full-time employee. The institution reimburses the employer for up to 80% of the student's compensation and files a claim with the Council to cover the reimbursement.

STUDENT ELIGIBILITY CRITERIA FOR STATE PROGRAMS

WASHINGTON E1

<u>Programs</u>	<u>Acceptable Residency Status</u>	<u>Acceptable Attend. Status</u>	<u>Acceptable Student Levels</u>	<u>Special Priority to Cont'g. Awards</u>	<u>Income Limits</u>	<u>Need Limits</u>
<u>Need-Based</u>						
<u>Grants</u>						
State Need Grant Program	Residents attending In-State	Full-Time	All Under-graduates	No	Not Applicable	1
Aid to Blind Students ²	Residents attending In-State	Part-Time Half-Time Full-Time	All	No	Not Applicable	Not Applicable
<u>Tuition Remission</u>						
3% Tuition and Fee Waiver Program	Residents attending In-State	Part-Time Half-Time Full-Time	All	3	Not Applicable	Not Applicable
Tuition Waiver Program for Children of Deceased or Incapacitated Veterans	Residents attending In-State	Institutional Decision	All	No	Not Applicable	Not Applicable
WICHE Student Exchange Program	Residents attending Out-of-State	Full-Time	Graduates	Yes	Not Applicable	Not Applicable
<u>Work-Study</u>						
State Work-Study Program	Residents attending In/Out of State & Non-Residents	Half-Time Full-Time	All	No	Not Applicable	Not Applicable

¹ Determined by applicant pool and funds available.

² Grants are provided to assist recipients in bearing special expenses they incur due to blindness.

³ At the prerogative of the institution.

INSTITUTIONAL ELIGIBILITY CRITERIA FOR STATE STUDENT-ASSISTANCE PROGRAMS

WASHINGTON E2

<u>Programs</u>	<u>University and 4-Year Colleges</u>	<u>Community/ Junior Colleges</u>	<u>Voc./Tech. Schools</u>	<u>Proprietary</u>	<u>Special Types of Institutions</u>
<u>Need-Based</u>					
<u>Grants</u>					
State Need Grant Program ¹	Public Private	Public	Public	No	No
Aid to Blind Students	Public	Public	No	No	No
<u>Tuition Remission</u>²					
3% Tuition and Fee Waiver Program	Public	Public	No	No	No
Tuition Waiver Program for Children of Deceased or Incapacitated Veterans	Public	Public	No	No	No
WICHE Student Exchange Program	No	No	No	No	Institutions Offering Optometry Degrees in the WICHE region
<u>Work-Study</u>					
State Work-Study Program	Public Private	Public	Public	No	No

¹ State law prohibits awarding tuition grants to students in private colleges and universities in the state. As a result, only room/board, books, transportation and general student costs can be funded for all aid recipients attending any public or non-profit private institutions including vocational/technical institutions.

² Relative degree of institutional flexibility and simplicity involved in application of waiver program.

NEED DETERMINATION CRITERIA FOR STATE PROGRAMS

WASHINGTON E3

<u>Programs</u>	<u>Program Definition of Need</u>	<u>Is BEOG Application Required?</u>	<u>Expected Family Contribution (EFC) Method</u>	<u>Student Budget Includes What Items?</u>
<u>Need-Based</u>				
<u>Grants</u>				
State Need Grant Program	Need = Student Budget - Tuition - TFC	Yes	CSS	Room/Board Books Transportation General Student Costs
Aid to Blind Students	Need = Evidence by applicants that they do not have resources to totally finance their education	No	CSS	Tuition/Fees
<u>Tuition Remission</u>				
3% Tuition and Fee Waiver Program	State law specifies institutions may waive tuition and fees for "needy or disadvantaged" students. No further directive on how program should be targeted or definition of "needy and disadvantaged."	No	Institution Decision	Tuition/Fees
Tuition Waiver Program for Children of Deceased or Incapacitated Veterans	Inability to meet costs of tuition	No	Institutional Decision	Tuition/Fees
WICHE Student Exchange Program	Need = Student Budget - Total Family Contribution	No	CSS	Out-of-State Tuition Charges
<u>Work-Study</u>				
State Work-Study Program	Student Budget - TFC	No	CSS	Room/Board : Books Transportation General Student Costs Tuition (public institutions only)

Allocations to provide readers, books, recordings, etc.

AWARD SIZE DETERMINATION CRITERIA FOR STATE PROGRAMS

WASHINGTON E4

<u>Programs</u>	<u>Maximum Award Size?</u>	<u>What Award Size Determination Method is Used?</u>	<u>How is Award Priority Determined?</u>	<u>Who Ultimately Determines Award Amount?</u>
Need-Based				
Grants				
State Need Grant Program	Determined by size of state appropriation	Same amount for all recipients.	By ranking. Neediest students first.	State
Aid to Blind Students	\$200/Qtr. plus waiver of tuition.	Amount of allocation based on number of credit hours student registers for quarter or semester.	First come, first served.	State
Tuition Remission				
3% Tuition and Fee Waiver Program	Tuition & Fees	Up to amount of tuition and fees.	Not Applicable - Left to discretion of institution.	Institution
Tuition Waiver Program for Children of Deceased or Incapacitated Veterans	Tuition	Equal to tuition	Not Applicable	Institution
WICHE Student Exchange Program	\$3,600	Cost of out-of-state tuition at institution as determined by Western Interstate Commission for Higher Education (WICHE).	Renewal students; then entering students.	WICHE
Work-Study				
State Work-Study Program	Not Given	Hourly wage rate and number of hours worked with maximum earnings allowed by student's aid package.	Student with an opportunity for work related to his/her course of study is awarded in favor of one who is not able to obtain such employment.	Institution

NUMBER OF NEED-BASED GRANT PROGRAM APPLICANTS

WASHINGTON,

F1

DATA NOT APPLICABLE

INDEPENDENTS	\$0- 5,999	\$6,000- 8,999	\$9,000- 11,999	\$12,000- 14,999	\$15,000- 19,999	\$20,000- & Over
DEPENDENTS						

Income Level

DATA NOT APPLICABLE

DATA NOT APPLICABLE

WHITE	BLACK	HISPANIC	AMERICAN INDIAN	ASIAN	OTHER
<u>Ethnic Status</u>					

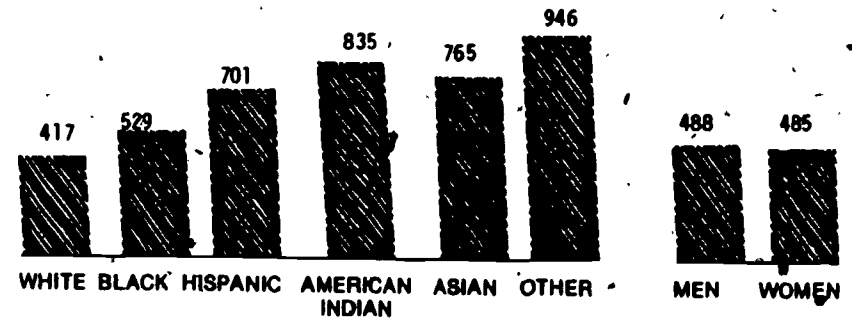
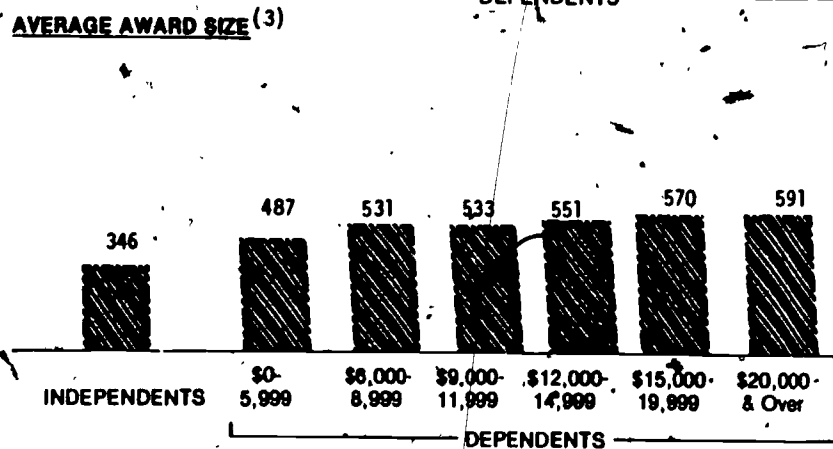
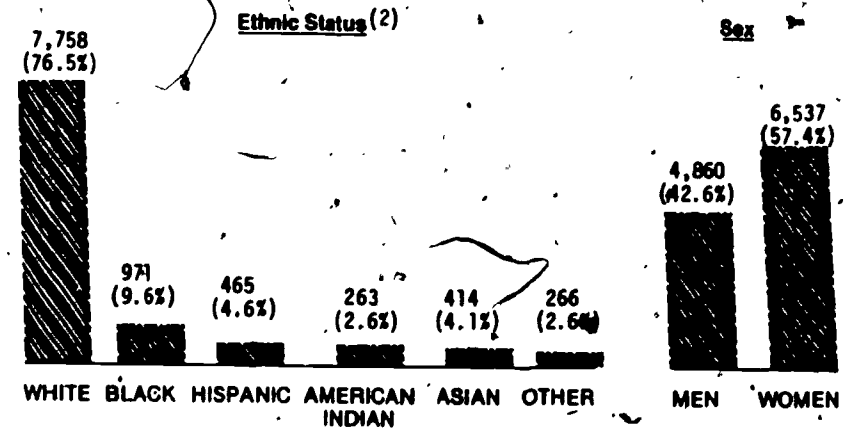
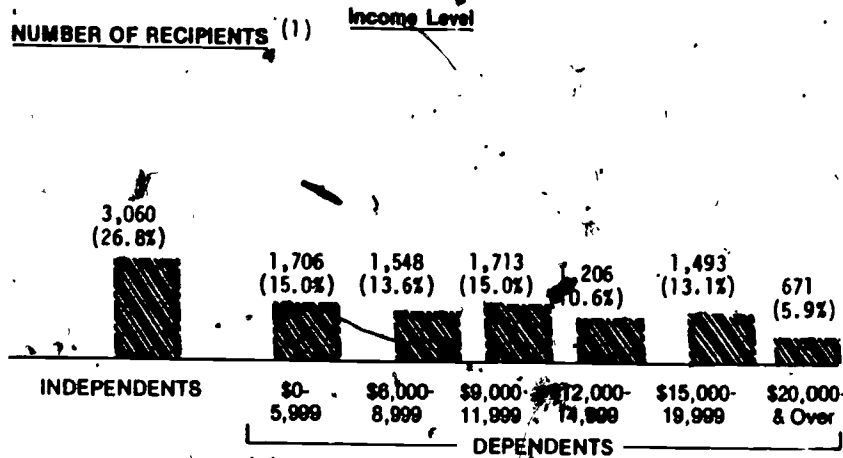
MEN	WOMEN
<u>Sex</u>	

NUMBER OF NEED-BASED GRANT PROGRAM RECIPIENTS AND AVERAGE AWARD SIZE

F2
WASHINGTON

THESE FIGURES FOR THE 1975-76 SCHOOL YEAR PERTAIN TO:

- STATE NEED GRANT PROGRAM
- TUITION FEE WAIVERS PROGRAM



- (1) All figures in the three categories are not based on fact, but are reasonably certain.
- (2) There were 1,260 applicants with an average award size of \$541 whose ethnic status was not reported. These are not included in the ethnic status distributions shown above.
- (3) There is a slight discrepancy in the total dollars awarded given in the three categories. The figures used were those supplied in the MASSGP Survey.

SOURCES AND DISTRIBUTION OF NEED-BASED GRANT PROGRAM FUNDS


THESE FIGURES FOR THE 1975-76 SCHOOL YEAR PERTAIN TO:

- STATE NEED GRANT PROGRAM

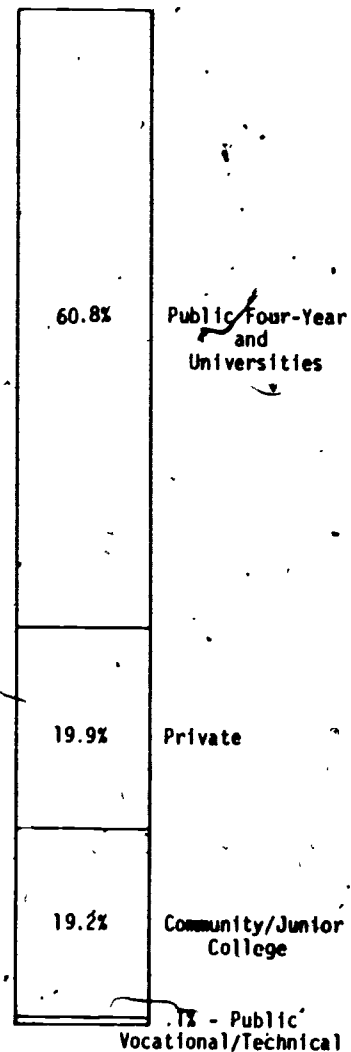
STATE APPROPRIATIONS
\$3,452,740 89.0%

PRIVATE GIFTS


\$425,032 11.0%
FEDERAL SSIG PROGRAM



INSTITUTIONAL SECTORS

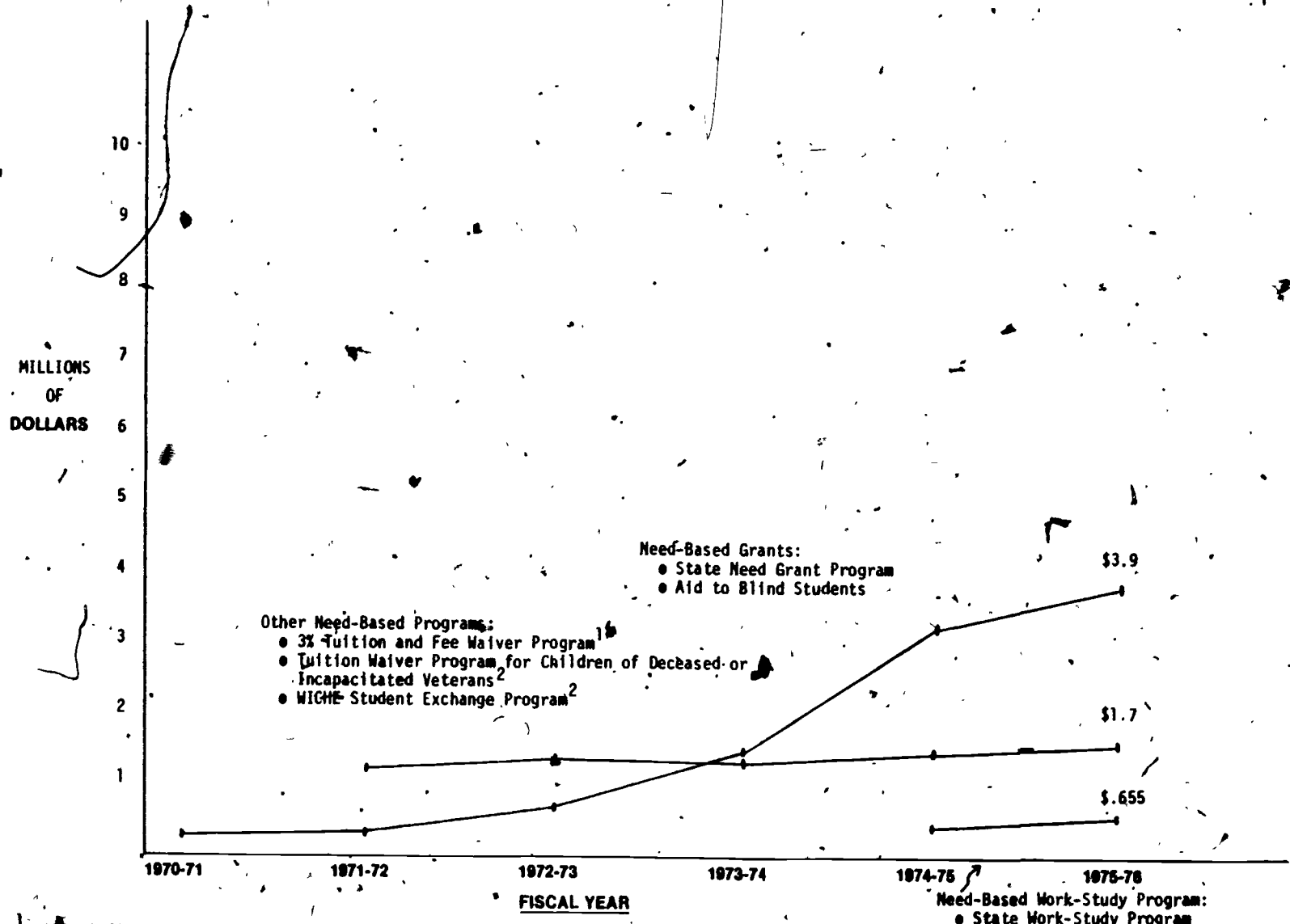


STUDENT INCOME CATEGORIES



The distribution of dollars by student income categories is not based on fact, but reasonably certain.

HISTORIC STATE EXPENDITURES ON STUDENT-ASSISTANCE PROGRAMS

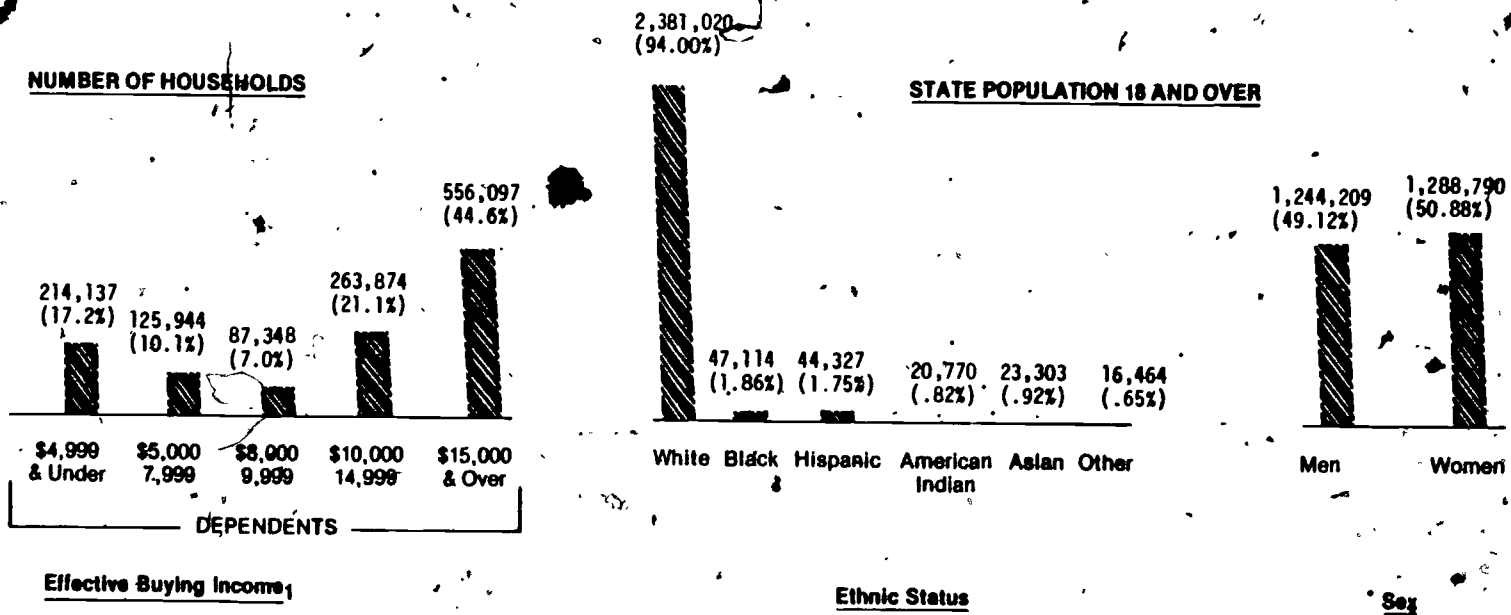


¹ 1971-72 first year of program.
² 1974-75 first year of program.

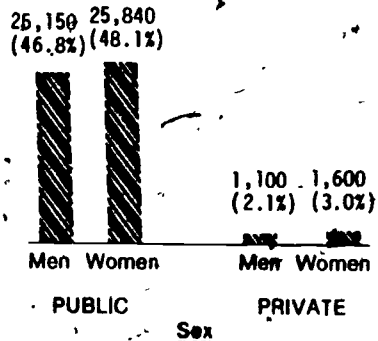


STATE POPULATION PROFILE

WASHINGTON H1



STATE HIGH SCHOOL GRADUATES




The high school graduation figures do not include 5,460 persons granted a high school equivalency certificate.

(c) Sales and Marketing Management 1977 Survey of Buying Power Data Service.

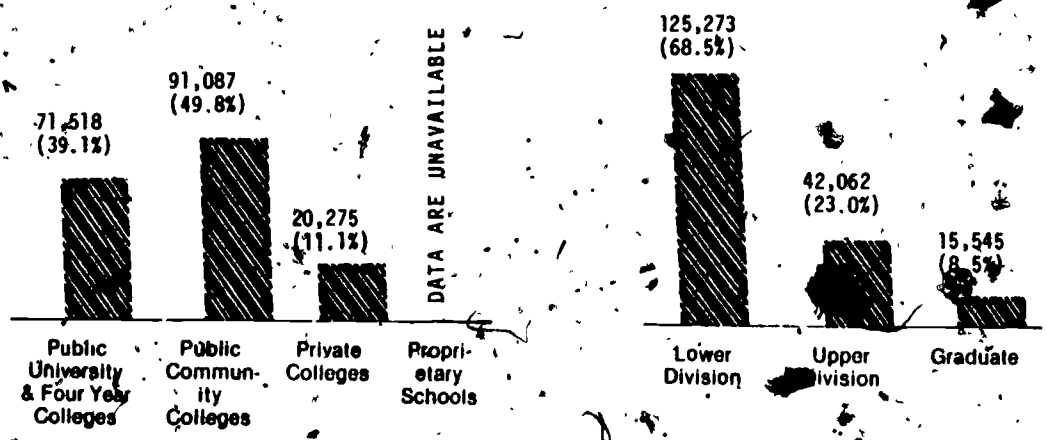
STATE POSTSECONDARY EDUCATION STUDENT ENROLLMENTS

WASHINGTON 112



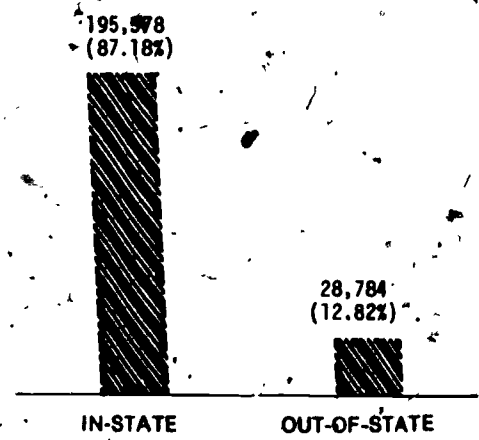
Ethnic Status

Sex



Institutional Sector

Student Level

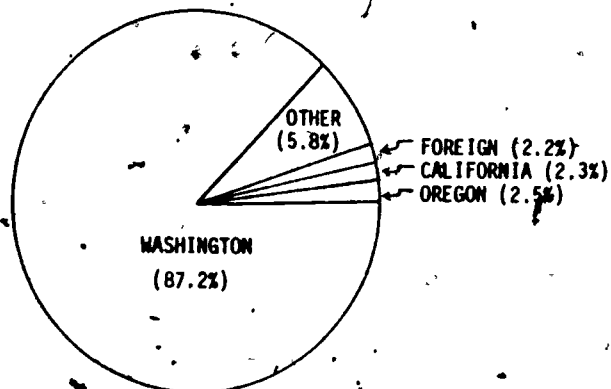


Residency

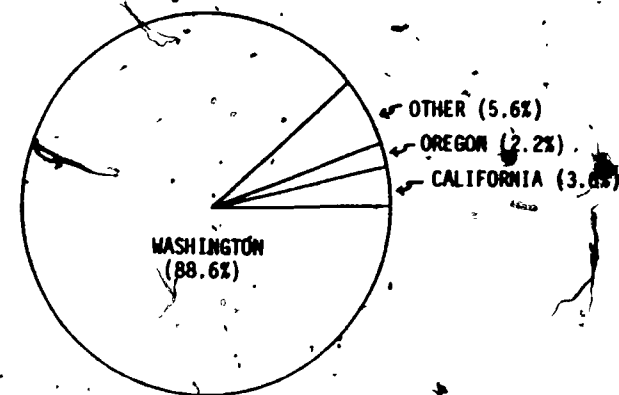


INTERSTATE MIGRATION OF STUDENTS

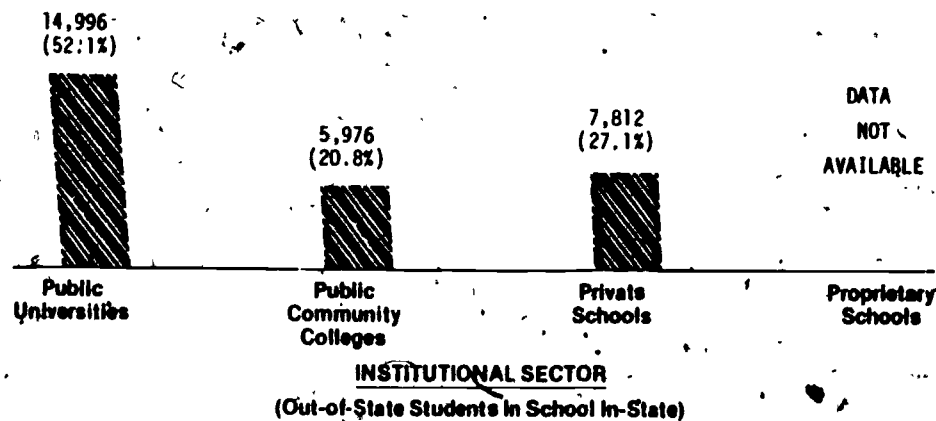
WASHINGTON H3



RESIDENT AND NON-RESIDENT STUDENTS ATTENDING IN-STATE INSTITUTIONS

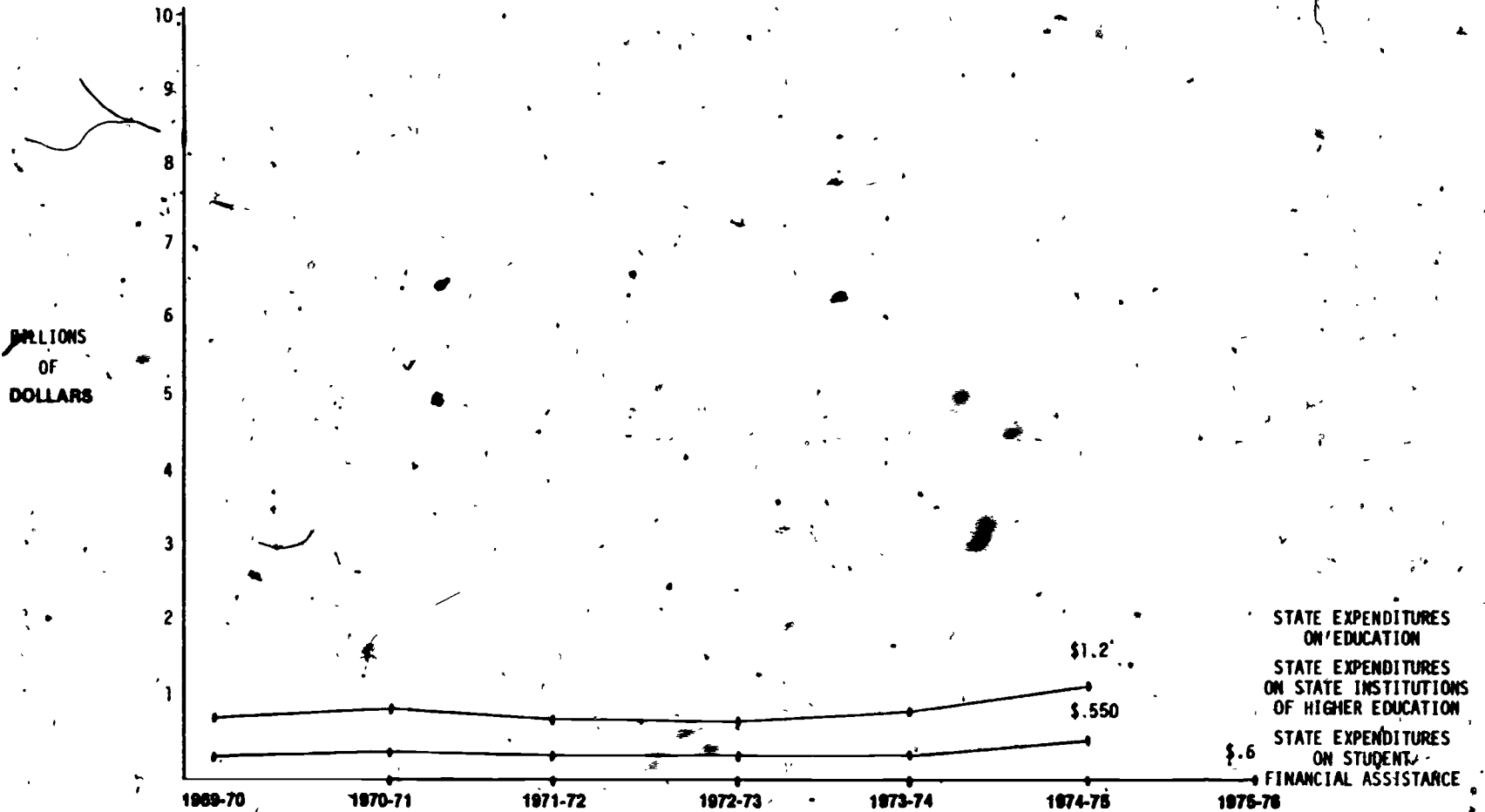


RESIDENT STUDENTS ATTENDING IN-STATE AND OUT-OF-STATE INSTITUTIONS



STATE EXPENDITURE ON POSTSECONDARY EDUCATION STUDENT ASSISTANCE

WASHINGTON 11



THESE DATA PERTAIN TO:

- STATE NEED GRANT PROGRAM
- AID TO BLIND STUDENTS
- 3% TUITION-AND FEE WAIVER PROGRAM

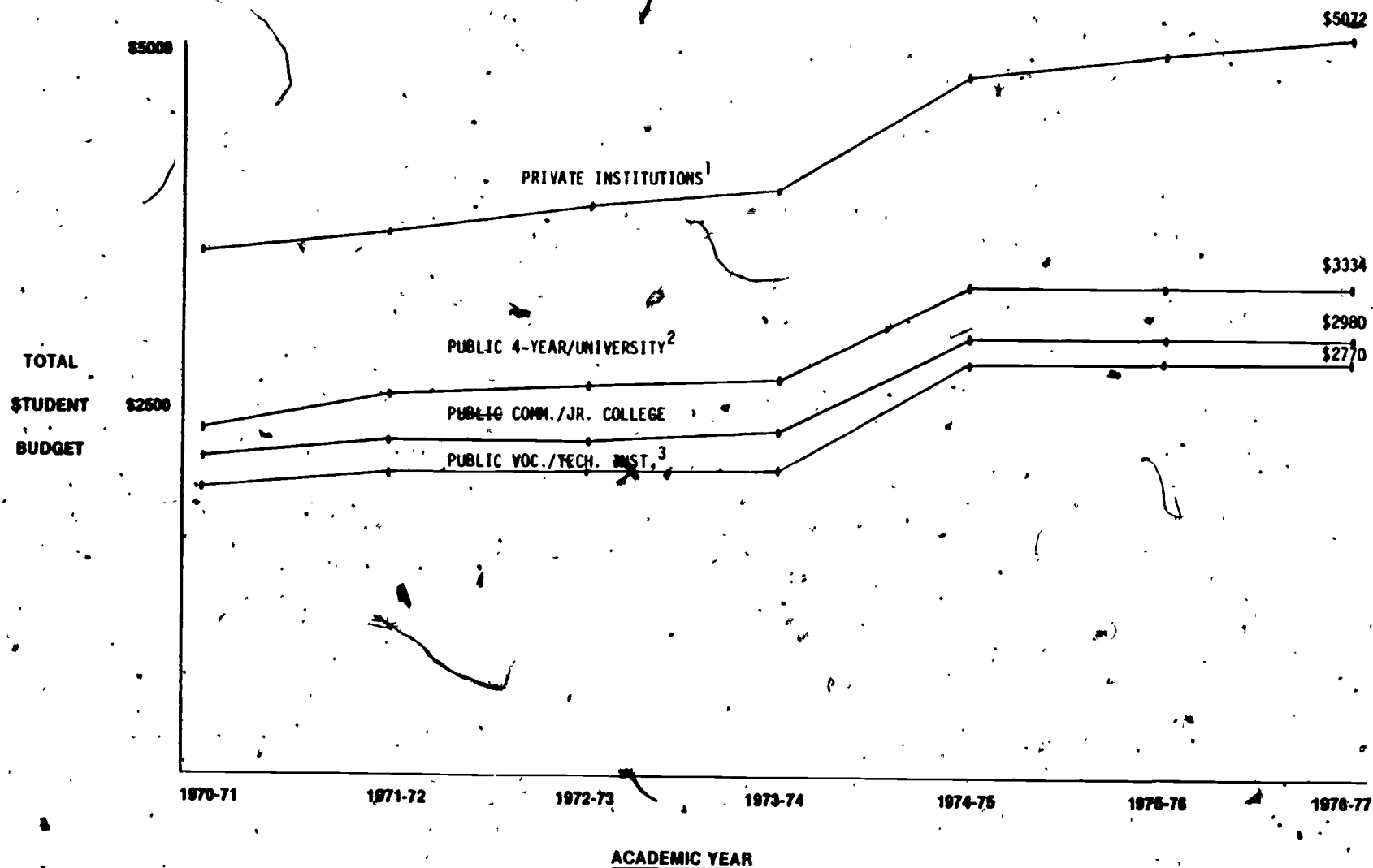
FISCAL YEAR

- TUITION WAIVER PROGRAM FOR CHILDREN OF DECEASED OR INCAPACITATED VETERANS

- WICHE STUDENT EXCHANGE PROGRAM
- STATE WORK-STUDY PROGRAM

GROSS COSTS TO STUDENTS ATTENDING SCHOOL BY POSTSECONDARY EDUCATION SECTORS

WASHINGTON 12



¹ Average tuition and fees charged at private institutions were used to compute this classification.
² These were (are) tuition costs at the universities/state colleges (564/507).
³ Excludes fees. Voch./Tech.'s do not charge tuition; late fees vary depending on programs. The amounts noted are only maintenance costs agreed upon by the Washington Financial Aid Association.

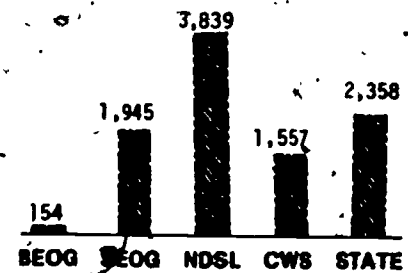
LEVELS OF FEDERAL AND STATE PROGRAM FUNDING BY INSTITUTIONAL SECTOR

WASHINGTON 13

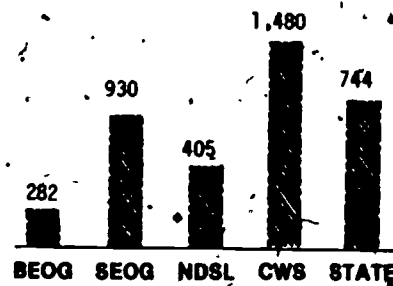
(Figures in thousands)

THE FIGURES SHOWN FOR STATE DOLLARS AWARDED ARE FOR THE 1975-76 SCHOOL YEAR AND PERTAIN TO:

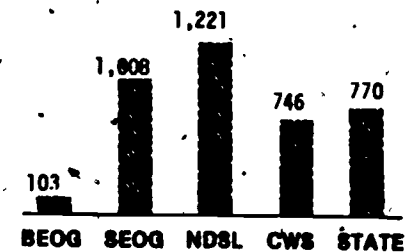
- STATE NEED GRANT PROGRAM



Public University and Four-Year Colleges



Public Community Colleges



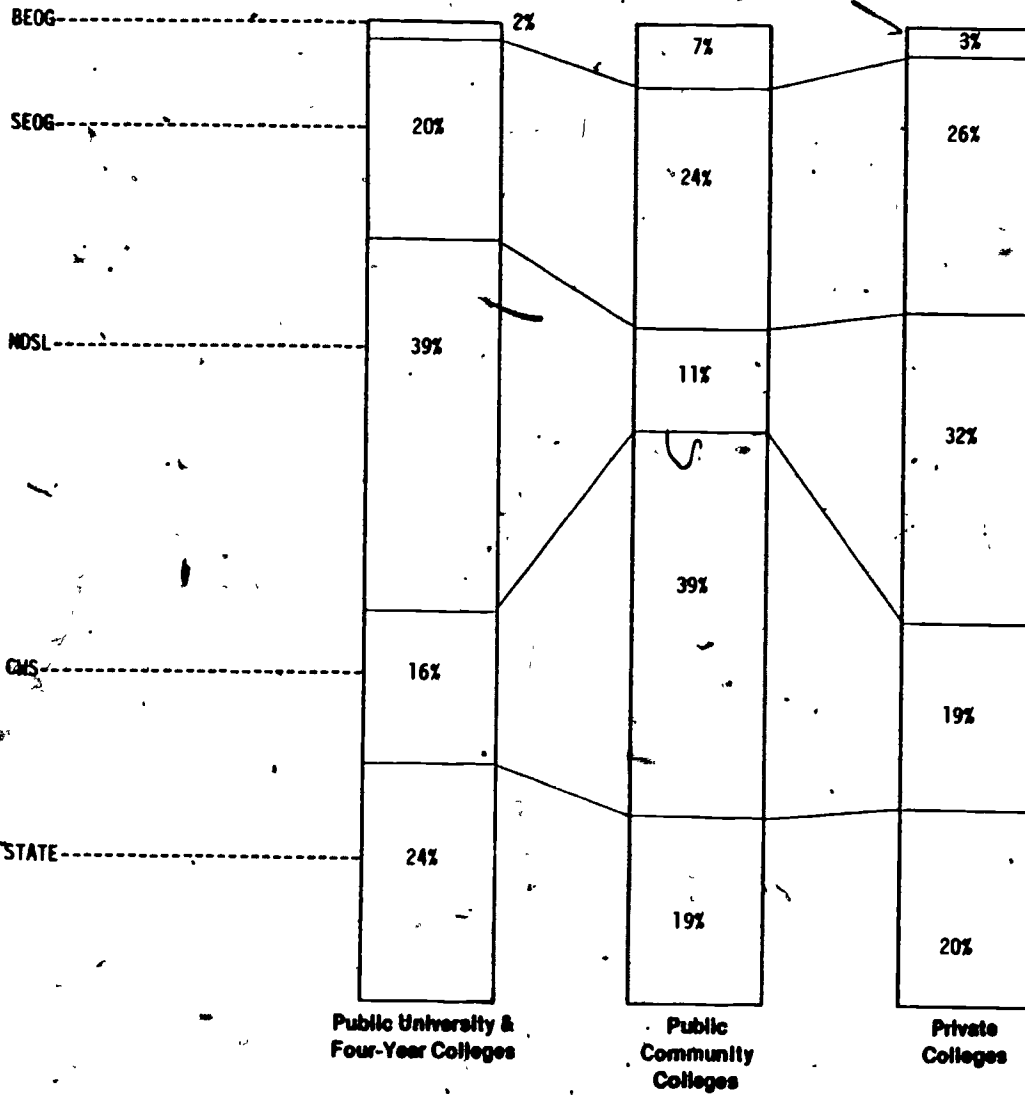
Private Colleges

State funds were also awarded to the following types of institutions:

- Public Vocational - \$3,800

RELATIVE IMPORTANCE OF FEDERAL AND STATE PROGRAM FUNDING BY SECTOR

WASHINGTON 14



THE FIGURES SHOWN FOR STATE DOLLARS AWARDED ARE FOR THE 1975-76 SCHOOL YEAR AND PERTAIN TO:

- STATE NEED GRANT PROGRAM

Percent
Distribution of
Student
Assistance
By Program
By Sector

State funds were also awarded to the following types of institutions:
 • Public Vocational - \$3,800

DESCRIPTIONS OF PROGRAM OFFICES AND AGENCIES AND CORRESPONDING PROGRAM RESPONSIBILITIES

WEST VIRGINIA A1

The Board of Regents is authorized by state statute to administer the Higher Education Grant Program. Recommendations to the Governor and the State Legislature regarding funding needs are made annually by the Board. Grant program funds are components of the state budget adopted by the Legislature and approved by the Governor.

1. Higher Education Grant Program
2. Tuition and Fee Waiver Program (Undergraduate Scholarships)
3. Academic Common Market

RELATIONSHIPS OF STATE AGENCIES

WEST VIRGINIA A2

The West Virginia Board of Regents is authorized by state statute to administer the Higher Education Grant Program (officially identified in the statute as the State Scholarship Program). While the Grant Program is centralized to a very high degree in its operation, colleges and universities actually disburse the grant funds to recipients. By check of transfer funds (for public colleges), the Board forwards funds to institutions in the name of individual recipients for actual disbursement.

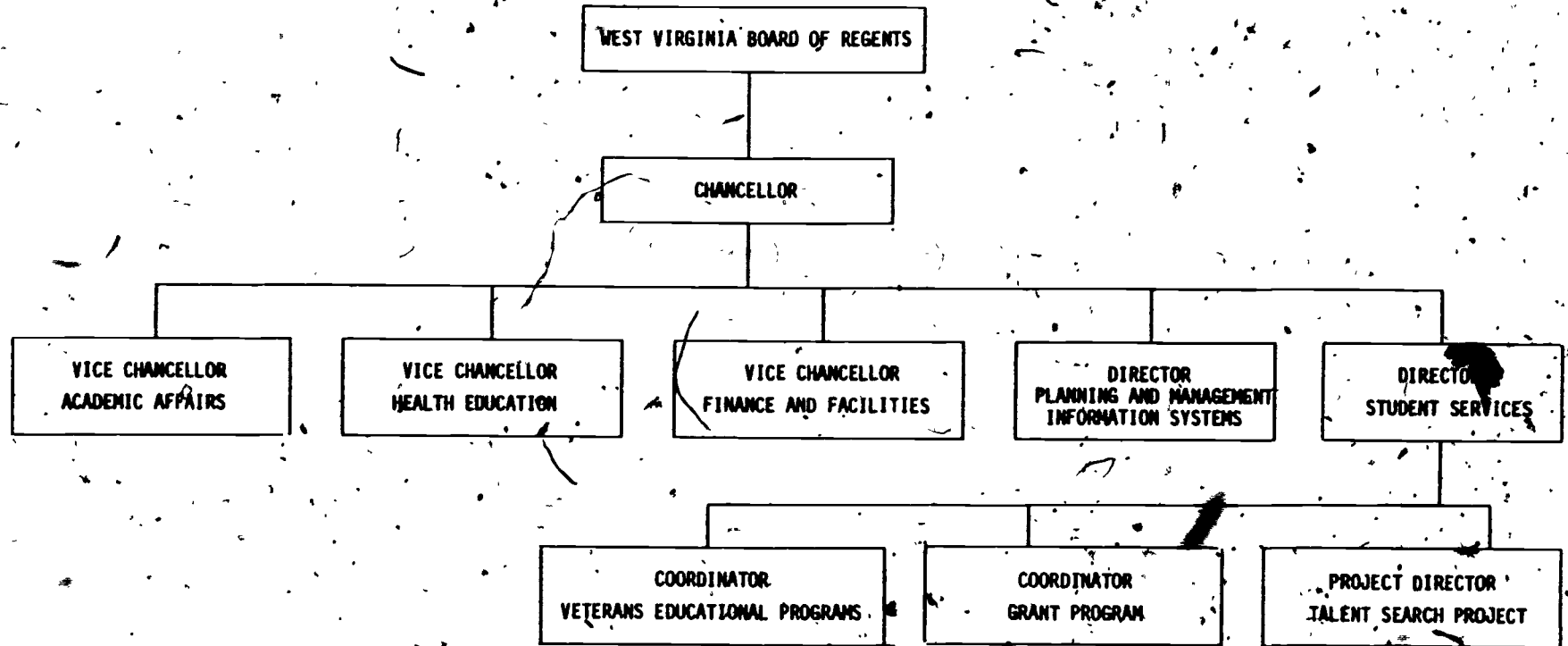
Recommendations to the Governor and the State Legislature regarding funding needs are made annually by the Board of Regents. Grant Program administrative funds and student award funds are individual components of the state budget adopted by the Legislature and approved by the Governor. Any changes in statutory regulations and provisions must, of course, be approved by these two branches of State government.

The Advisory Council on West Virginia Grants was created by the Board of Regents several years ago so that the Board could benefit from the advice and counsel of certain key individuals in state government and education. Current membership includes: public and private higher education officials, high school counselors, college student, representative from the Governor's Office, and chairmen of the Education and Finance committees of the Legislature. The Advisory Council is invited to provide input and make suggestions to the Board of Regents on such matters as eligibility criteria for grant recipient, the administrative operation of the Grant Program, appropriate relationships between the several student aid programs, etc.

The Undergraduate Scholarship Program (tuition and fee waiver program) operates under the direction of the Board of Regents, but is relatively more decentralized in its actual operation than the Higher Education Grant Program. Within certain Board policy provisions, public colleges and universities select students who are recommended to the Board for tuition and fee waivers. Varying kinds of student characteristics and talents are recognized by the various schools in making waiver recommendations.

STATE AGENCY ORGANIZATION

WEST VIRGINIA 81



**MANAGEMENT RELATIONSHIPS BETWEEN THE STATE AGENCY
AND OTHER STATE AGENCIES/INSTITUTIONS**

WEST VIRGINIA B2

<u>WHO ACCOMPLISHES THE FOLLOWING?</u>	<u>STATE PROGRAM OFFICE</u>	<u>INSTITUTIONAL FINANCIAL AID OFFICER</u>	<u>OTHER OFFICES OR AGENCIES</u>
Processing of Applications			
• Verification of Student Application Information	X		
• Identification of Eligible Recipients	X		
• Determination of Award Size	X		
• Assignment of Priority to Awards	X		
• Formally Approves Award	X		
Makes Payment to Student (or Credits Student Account)	X	X	
Makes Post-Award Adjustments	X		
Initiates the Prosecution of Possible Fraudulent Student Applications	X		
Publicizes Award Availability	X		

State Attorney General's office would become involved if actual prosecution sought.

Funds sent to institution in the name of recipients for disbursement.

STATE PROGRAM OFFICE DEFINITIONS FOR SELECTED TERMS

WEST VIRGINIA B3

**DEFINITIONS USED BY
STATE PROGRAM OFFICES**

**STATE DEFINITION
SPECIFIED BY**

**STATE DEFINITION COMMONLY
USED BY ALL INSTITUTIONS**

**STATE DEFINITION CONSISTENT
ACROSS ALL STATE PROGRAMS**

PUBLIC

PRIVATE

Half-Time Student - Carrying a workload which amounts to a minimum of six semester hours or six quarter hours for institutions utilizing trimesters, semesters or quarters.

Interpretation

Yes

Yes

Yes

State Resident - Must reside in the State of West Virginia for one year preceding the date of application for a grant or renewal of a grant.

Law

Independent Student - Is one who has not lived with parents during the previous year or year in which aid is requested; has not been listed as an exemption on parent's tax return for the preceding year or year in which aid is requested; has not received assistance worth \$600 or more from parents during the preceding year or year aid is requested.

Interpretation

Yes

Yes

Non-Profit Institution - A public or private non-profit degree granting institution of higher education (statutory provision for Higher Education Grant Program).

Law

Satisfactory Academic Progress - Measured by hours attempted and college grade point average. Up to 30 hours, must maintain 1.6 GPA; from 31 to 60 hours, a 1.8 GPA; and over 60 hours, a 2.0 GPA (applies only to Higher Education Grant Program).

Interpretation

United States Citizenship - Must be a bona fide citizen of the United States.

Law

INFORMATION FLOW BETWEEN THE STATE PROGRAM OFFICE AND VARIOUS FEDERAL OFFICES


WEST VIRGINIA B4

<u>FEDERAL OFFICES</u>	<u>TYPE OF INFORMATION PROVIDED BY STATE STUDENT-AID AGENCY</u>	<u>TYPE OF INFORMATION RECEIVED BY STATE STUDENT-AID AGENCY</u>	<u>PERCEPTION OF ADEQUACY OF INFORMATION FLOW</u>
SSIG Office	Annual Program Report	Regulations Summaries Legislation	Adequate
BEOG Office		Manuals Summaries Recipients Payment Schedule	Adequate
Regional OE Student-Assistance Office (Campus-Based Programs)			Marginal
Washington OE Office (Campus-Based Programs)			No Contact
FISL/GSL Office		Student Loan Notes	Marginal
Trio Programs	All reports relating to Statewide Talent Search Program	Regulations Program Manuals Summaries Reports	Adequate
<u>STATE/INSTITUTIONAL OFFICES</u>			
Public Institutions	Regulations & Summary Data Operating Procedures	Tri-Part Application Aid information for Grant Recipients	Adequate
Private Institutions	Regulations & Summary Data Operating Procedures	Aid information for Grant Recipients	Adequate
Governor/Budget Office	Summary Data Support Data Budget Request	State Regulations	Adequate
State Legislature (Including Committee Staffs)	Summary Data Support Data Budget Request		Adequate

It would be helpful to receive: 1) state allocations each spring; 2) annual summary reports of expenditures in each program by West Virginia institutions.

MANAGEMENT STAFFING OF STATE PROGRAM OFFICES

WEST VIRGINIA B5

<u>MANAGEMENT FUNCTION</u>	<u>PERCENTAGE OF STAFF EFFORT</u>	<u>STAFF ASSISTANCE FROM OTHER AGENCIES</u> <u>COMMENTS</u>
APPLICATIONS PROCESSING (Includes verification of student information, need analysis, award determination, etc.)	50 ¹	
RESPONDING TO REQUESTS FOR INFORMATION (Includes federal requests for information, parent/student inquiries, testimony in hearings, etc.)	15 ¹	
PROGRAM REVIEW (Includes on-site visits to institutions, formal/informal audits, etc.)	5 ¹	
PUBLIC RELATIONS AND INFORMATION DISSEMINATION (Includes parent/student workshops, work on promotional literature, etc.)	10 ¹	
GENERAL ADMINISTRATION (Includes executive personnel, staff training and development, regulations and guidelines, preparation of summary statistics, etc.)	15 ¹	
OTHER MANAGEMENT ACTIVITIES (Includes any special staff activities which do not clearly fall in one of the above categories)	5 ¹	

¹ Response is based on a reasonable estimation or approximation.

**STATE AGENCY CALENDAR OF EVENTS FOR NEED-BASED
PROGRAMS FOR 1976-77 SCHOOL YEAR**

WEST VIRGINIA B6

MONTH/YEAR

EVENTS

OCTOBER 1975 1) Agency budget presented to governors office or budget bureau
2) Agency makes student-aid applications available

2) Prefer to receive BEOG
payment schedule in Feb.

JANUARY 1976 1) Agency budget presented to legislature
2) BEOG applications information received from federal office

MARCH 1976 Deadline for student-aid applications

Received supplemental appropriations
in November 1976

APRIL 1976 Legislature appropriates student assistance funds

JUNE 1976 Agency (or institutions) announces award winners

ONGOING Award changes and adjustments are made
throughout the year

**PROGRAM AND FISCAL CONTROLS OF PROGRAMS
OPERATED BY STATE AGENCY**

WEST VIRGINIA B7

<u>PROGRAM CONTROLS</u>	<u>CONTROL USED SAMPLE OR TOTAL POPULATION STUDIED</u>	<u>AGENCY/OFFICE UNDERTAKING CONTROLS</u>	<u>SPECIAL ACTIONS COMMENTS</u>
A. <u>Control on Student Application Data Accuracy</u>			
1. Match Against Tax Forms?	Yes, 5-10%	State	Note 1
2. Match Against BEOG Applications?	Yes, All	State	Note 2
3. Match Against Institutional Student Records?	Yes, All	Institution	
4. Warnings of Prosecution?			
5. Prosecution?			
B. <u>Controls on Attendance and/or Progress</u>			
1. Check on Enrollment/Initial Attendance?	Yes, All	Institution, State	
2. Check on Mid-Term Attendance?			
3. Check on Course Completion?			
4. Check on Academic Progress Before Award?	Yes, All	Institution, State	
5. Partial Awards?			
C. <u>Controls on Award Size</u>			
1. Check to Make Sure Other Awards Actually Made?	Yes, All	Institution, State	
2. Match Against BEOG, Campus-Based Award Files?	Yes, All	Institution, State	
3. Re-Check to Ensure Award Adjustments Actually Made?			
4. Second Review of Aid Packages?			
D. <u>Controls on Institutional Student-Aid Operations</u>			
1. Independent Program Audits?			
2. Aid Officer Bonding?			
3. Aid Officer Certification?			
4. Double Signatures on All Fund Transfers?			
E. <u>Controls on Central Administrative Staff Operations</u>			
1. Independent Program Audits?	Yes, All	State	
2. Bonding of Staff Members?			
3. Double Signatures on All Fund Transactions?	Yes, All	State	

¹ Award cancelled for violating party.

² Application delayed until differences reconciled.

852

PROGRAM INFORMATION DISSEMINATION PROCEDURES USED FOR STATE NEED BASED PROGRAMS

WEST VIRGINIA C1

TYPE OF INFORMATION PROVIDED

<u>INFORMATION PROVIDED THROUGH</u>	<u>APPLICATION FORMS</u>	<u>ELIGIBILITY CONDITIONS</u>	<u>FILING/CLOSING DATES FOR STATE PROGRAMS</u>	<u>INFORMATION ON THE COST OF ATTENDANCE AT VARIOUS TYPES OF INSTITUTIONS</u>	<u>INFORMATION ABOUT APPLYING FOR AID FROM OTHER SOURCES</u>	<u>INFORMATION ON PENALTIES FOR PROVIDING FRAUDULENT DATA</u>
1. High School Counselors	X	X	X		X	
2. College Financial-Aid Officers	X	X	X			
3. Direct Mailings to Graduating High School Students or Parents						
4. High School Meetings or Workshops	X	X	X	X	X	
5. College Admissions Office	X		X		X	
6. Newspaper Ads						
7. Radio, Television Ads						
8. Social Service Agencies	X		X		X	
9. Other (Please Specify)						

DESCRIPTIONS OF STATE-SPONSORED STUDENT ASSISTANCE PROGRAMS

WEST VIRGINIA D1

West Virginia Higher Education Grant Program - A grant program to assist needy West Virginians to continue their programs of self-improvement at approved undergraduate institutions of higher education of their choice in the state. Recipients must demonstrate scholastic ability.

Undergraduate Scholarships (Tuition & Fee Waiver Program) - A tuition-remission program designed to provide tuition and fee waivers to students determined to be deserving scholastically, athletically, or by extracurricular activities (and in some cases by need) by public colleges and universities in West Virginia.

Academic Common Market - This tuition-reciprocity program is an interstate agreement among southern states for sharing academic programs. It enables graduate students in designed academic areas of member states to enroll in selected out-of-state graduate degree programs at in-state tuition and fee rates.

West Virginia War Orphans Program - Not administered by the Board of Regents.

Graduate Fellowships - Teachers of Handicapped Children - Not administered by Board of Regents.

West Virginia Scholarship Program - Same as Higher Education Grant Program.

BASIC STATE PROGRAM INFORMATION

WEST VIRGINIA D2

<u>Programs</u>	<u>Year</u>	<u>Number of Awards</u>	<u>Average Full-Time Award Size</u>	<u>Total Dollars Awarded</u>	<u>Eligible Population</u>
<u>Need-Based</u>					
<u>Grants</u>					
West Virginia Higher Education Grant Program	1970-71 1975-76	817 3,741	\$306 \$479	\$ 250,000 \$1,792,581	Resident Undergraduates
<u>Non Need-Based</u>					
Undergraduate Scholarships (Tuition and Fee Waiver Program)	1972-73 1975-76	1,975 2,062	Note 1 Note 1	\$ 862,080 \$1,292,404	Undergraduate Students
Academic Common Market	1974-75 1975-76	16 16	Note 2 Note 2	Note 2 Note 2	Graduate Students Enrolled in Selected Academic Areas in Out-of-State Schools
West Virginia War Orphans Program	INFORMATION NOT GIVEN				
Graduate Fellowships-Teachers of Handicapped Children					

Public colleges and universities may award tuition and fee waivers to a number of students which does not exceed 5% of their FTE enrollment in the preceding academic year. With certain Board of Regents policies, the public institutions identify students who are recommended to the Board for tuition and fee waivers.

No actual monetary awards are made in this program. Since states typically put only those graduate programs where additional space is available in the SREB reciprocal agreement, very minimal costs are incurred.

STUDENT ELIGIBILITY CRITERIA FOR STATE PROGRAMS

WEST VIRGINIA E1

<u>Programs</u>	<u>Acceptable Residency Status</u>	<u>Acceptable Attend. Status</u>	<u>Acceptable Student Levels</u>	<u>Special Priority to Cont'g. Awards</u>	<u>Income Limits</u>	<u>Need Limits</u>
<u>Need-Based</u>						
<u>Grants</u>						
West Virginia Higher Education Grant Program	Residents attending In-State	Full-Time	All Under-graduates	Yes	Not Given	\$200
<u>Non Need-Based</u>						
Undergraduate Scholarships (Tuition and Fee Waiver Program)	Residents attending In-State and Non-Residents	Part-Time Half-Time Full-Time	All Under-graduates	Yes	Not Applicable	Not Applicable.
Academic Common Market	Residents attending Out-of-State	No Restrictions	Graduates	Not Given	Not Applicable	Not Applicable
West Virginia War Orphans Program	INFORMATION NOT GIVEN					
Graduate Fellowships-Teachers of Handicapped Children	INFORMATION NOT GIVEN					

INSTITUTIONAL ELIGIBILITY CRITERIA FOR STATE STUDENT-ASSISTANCE PROGRAMS

WEST VIRGINIA E2

<u>Programs</u>	<u>University and 4-Year Colleges</u>	<u>Community/ Junior Colleges</u>	<u>Voc./Tech. Schools</u>	<u>Proprietary</u>	<u>Special Types of Institutions</u>
<u>Need-Based</u>					
<u>Grants</u>					
West Virginia Higher Education Grant Program	Public Private	Public Private	No	No	No
<u>Non Need-Based</u>					
Undergraduate Scholarships (Tuition and Fee Waiver Program)	Public	Public	No	No	No
Academic Common Market	Public	No	No	No	No
West Virginia War Orphan Program	INFORMATION NOT GIVEN				
Graduate Fellowships-Teachers of Handicapped Children					

862

NEED DETERMINATION CRITERIA FOR STATE PROGRAMS

WEST VIRGINIA

<u>Programs</u>	<u>Program Definition of Need</u>	<u>Is BEOG Application Required?</u>	<u>Expected Family Contribution (EFC) Method</u>	<u>Student Budget Includes What Items?</u>
<p><u>Need-Based</u></p> <p><u>Grants</u></p> <p>West Virginia Higher Education Grant Program</p>	<p>Need = Educational Costs - Family Contribution (at \$200 to demonstrate eligibility)</p>	<p>Yes.</p>	<p>Consensus</p>	<p>Tuition/Fees Room & Board Books & Supplies Misc. Expenses</p>

*In West Virginia, need is calculated on the basis of total student budget--tuition and fees, room and board, books and supplies, and misc. expenses. However, the Grant Program award is limited to the amount of tuition and fees.

AWARD SIZE DETERMINATION CRITERIA FOR STATE PROGRAMS

WEST VIRGINIA EA

<u>Programs</u>	<u>Maximum Award Size?</u>	<u>What Award Size Determination Method Is Used?</u>	<u>How is Award Priority Determined?</u>	<u>Who Ultimately Determines Award Amount?</u>
<u>Need-Based</u>				
<u>Grants</u>				
West Virginia Higher Education Grant Program	\$1,429 ¹	Cannot exceed demonstrated need. Also, cannot exceed lesser of tuition/fees or amount equal to average-state general fund support amount for FTE students in public four-year colleges for the preceding academic year.	Ranking procedures provide for listing applicants in ascending order according to parental contribution and descending order according to academic qualifications. In periods of limited funding, minimal academic qualifications are required to gain eligibility.	State Board of Regents with advice and council from Advisory Council
<u>Non Need-Based</u>				
Undergraduate Scholarships (Tuition and Fee Waiver Program)	\$240-Residents \$1,210-Non-Residents	Cannot exceed designated tuition and fee charges.	Institutions determine in accordance with institutional goals and student needs.	Board of Regents
Academic Common Market	No Actual \$ Award	No actual award--related to difference between resident and non-resident rates at participating schools.	Not Applicable	Fixed Difference of Non-Resident and Resident Rates
West Virginia War Orphans Program	} INFORMATION NOT GIVEN			
Graduate Fellowships-Teachers of Handicapped Children				

¹ For 1976-77.


² Due to differential in tuition and fee charges.

NUMBER OF NEED-BASED GRANT PROGRAM APPLICANTS


WEST VIRGINIA F1

THESE FIGURES FOR THE 1975-76 SCHOOL YEAR PERTAIN TO:

• WEST VIRGINIA HIGHER EDUCATION GRANT PROGRAM



Income Level (1,2)



Sex (1)

DATA NOT AVAILABLE

WHITE BLACK HISPANIC AMERICAN INDIAN ASIAN OTHER
Ethnic Status

(1) There is a discrepancy in the total applicants by "Income" and by "Sex." The data used was supplied in the MASSGP Survey.
 (2) The figures given in the income categories are based on reasonable estimations or approximations.

NUMBER OF NEED-BASED GRANT PROGRAM RECIPIENTS AND AVERAGE AWARD SIZE

F2

WEST VIRGINIA


THESE FIGURES FOR THE 1975-76 SCHOOL YEAR PERTAIN TO:
 • WEST VIRGINIA-HIGHER EDUCATION GRANT PROGRAM

NUMBER OF RECIPIENTS

	Income Level					
	\$0-5,999	\$6,000-8,999	\$9,000-11,999	\$12,000-14,999	\$15,000-19,999	\$20,000-& Over
INDEPENDENTS	DATA NOT AVAILABLE (1)					
DEPENDENTS	DATA NOT AVAILABLE (1)					

Ethnic Status

	WHITE	BLACK	HISPANIC	AMERICAN INDIAN	ASIAN	OTHER
MEN	DATA NOT AVAILABLE (1)					
WOMEN	DATA NOT AVAILABLE (1)					

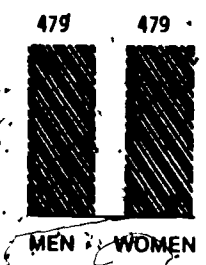


AVERAGE AWARD SIZE

	Income Level					
	\$0-5,999	\$6,000-8,999	\$9,000-11,999	\$12,000-14,999	\$15,000-19,999	\$20,000-& Over
INDEPENDENTS	DATA NOT AVAILABLE (1)					
DEPENDENTS	DATA NOT AVAILABLE (1)					

Ethnic Status

	WHITE	BLACK	HISPANIC	AMERICAN INDIAN	ASIAN	OTHER
MEN	DATA NOT AVAILABLE (1)					
WOMEN	DATA NOT AVAILABLE (1)					



(1) This type of information will be available beginning with 1976-77 awards.

SOURCES AND DISTRIBUTION OF NEED-BASED GRANT PROGRAM FUNDS

THESE FIGURES FOR THE 1975-76 SCHOOL YEAR PERTAIN TO:
 ● WEST VIRGINIA HIGHER EDUCATION GRANT PROGRAM

STATE APPROPRIATIONS

\$1,650,000


91.9%

PRIVATE GIFTS


\$145,315

8.1%

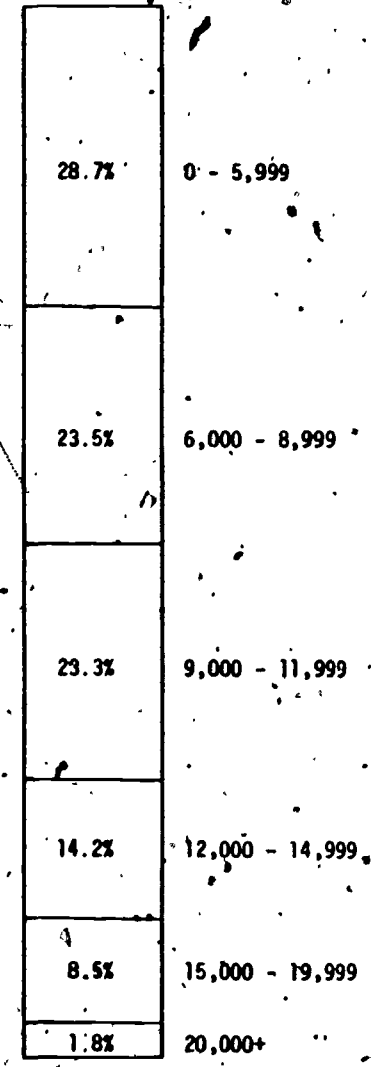
FEDERAL SSIQ PROGRAM



INSTITUTIONAL SECTORS



STUDENT INCOME CATEGORIES

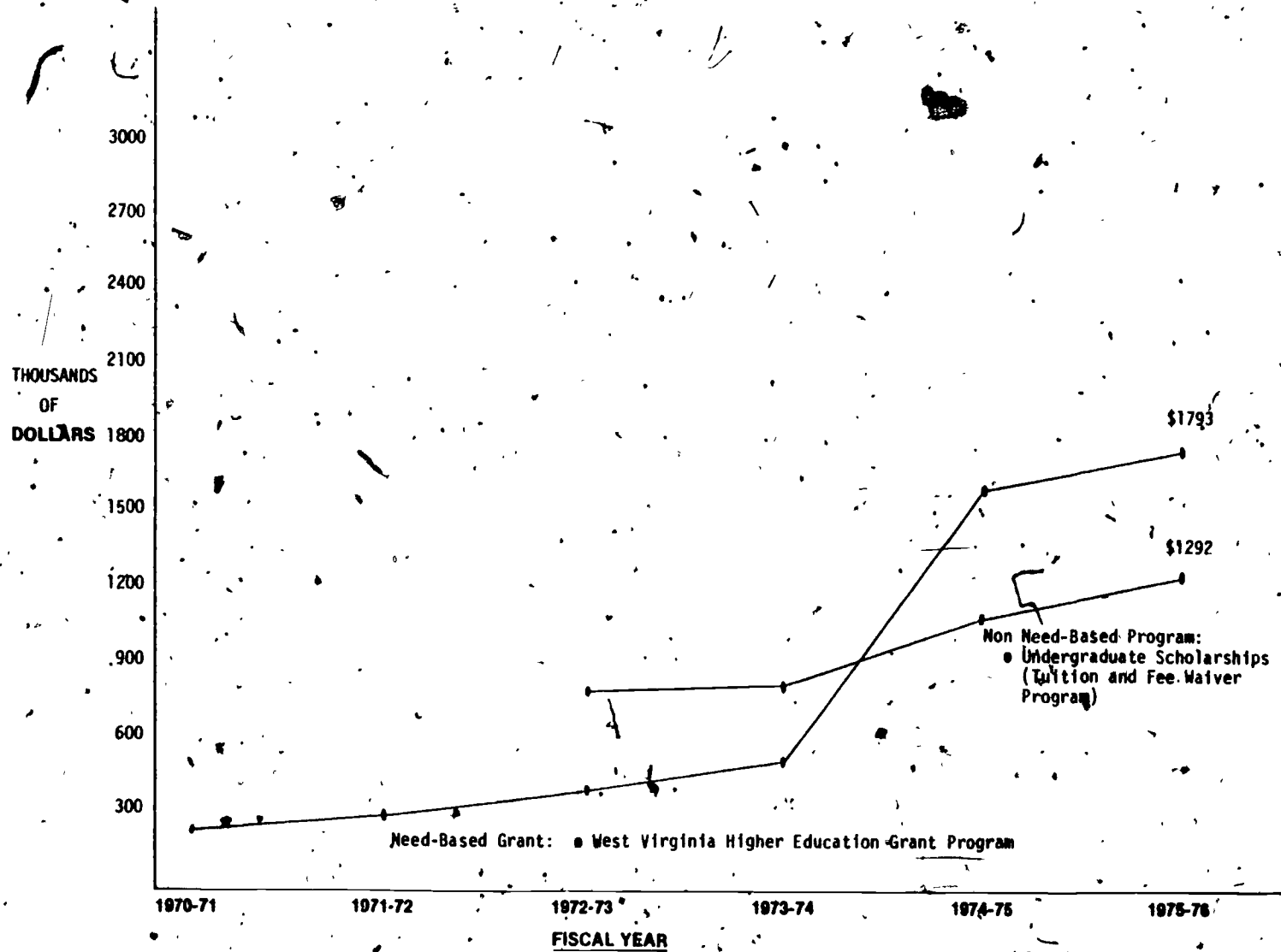


The data for the student income categories were taken from the Financial Status and Performance Report for the Reporting Period July 1, 1975, to September 30, 1976, and reflect only the distribution of the federal portion of the total dollars.

These data will be available beginning with 1976-77 awards.

HISTORIC STATE EXPENDITURES ON STUDENT-ASSISTANCE PROGRAMS

WEST VIRGINIA G2



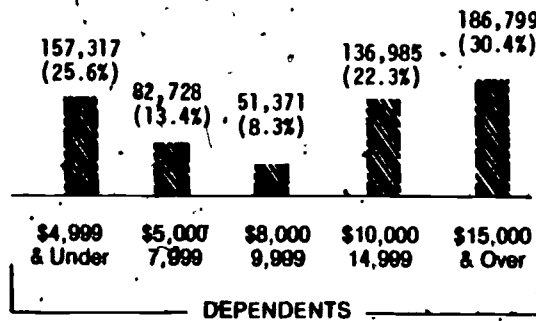
873

874

STATE POPULATION PROFILE

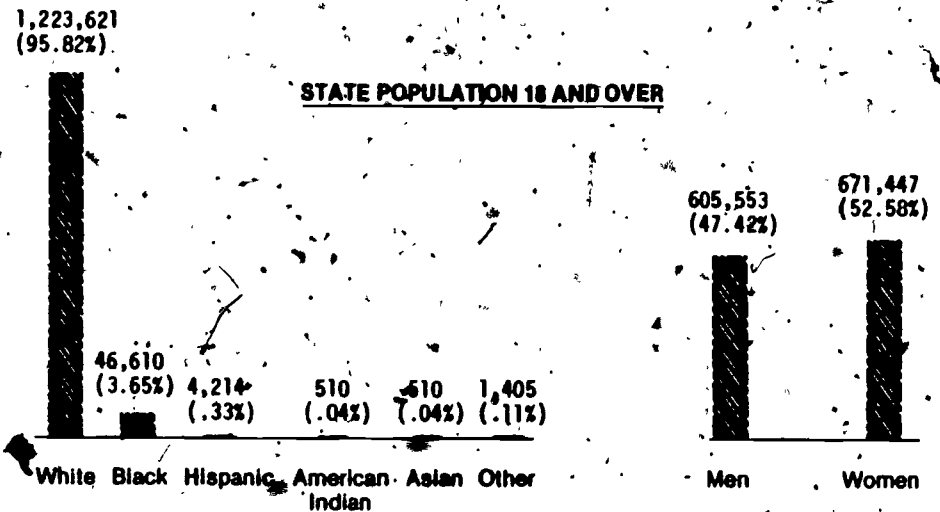
WEST VIRGINIA H1

NUMBER OF HOUSEHOLDS



Effective Buying Income

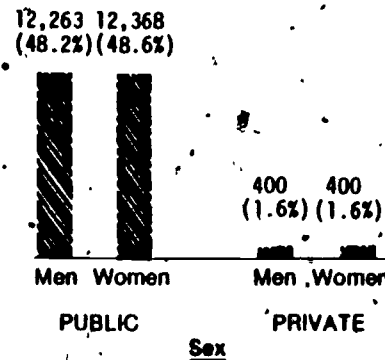
STATE POPULATION 18 AND OVER



Ethnic Status

Sex

STATE HIGH SCHOOL GRADUATES



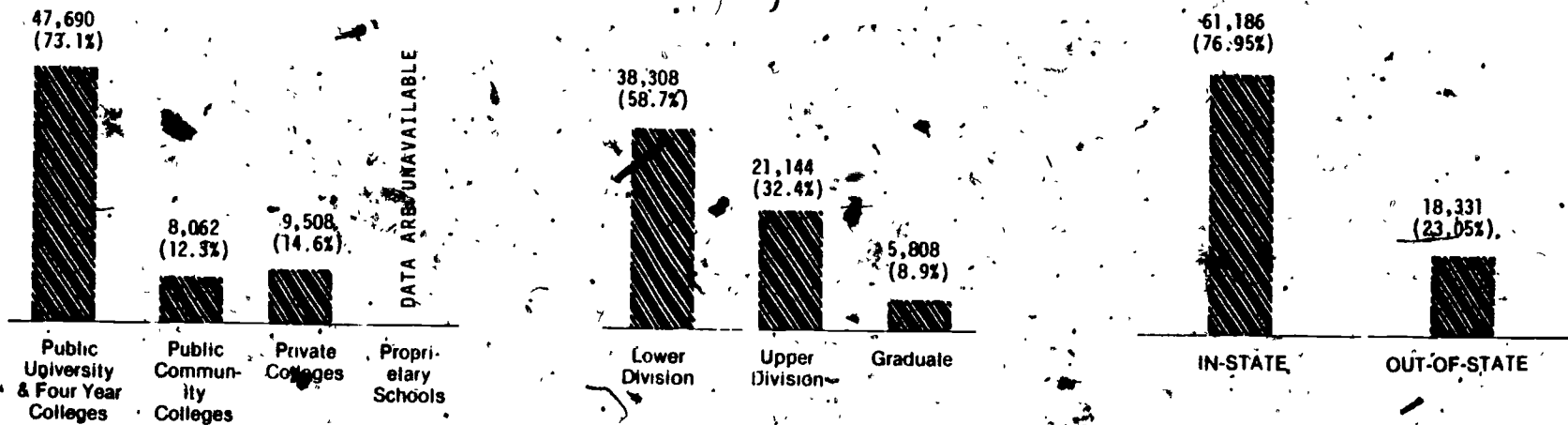
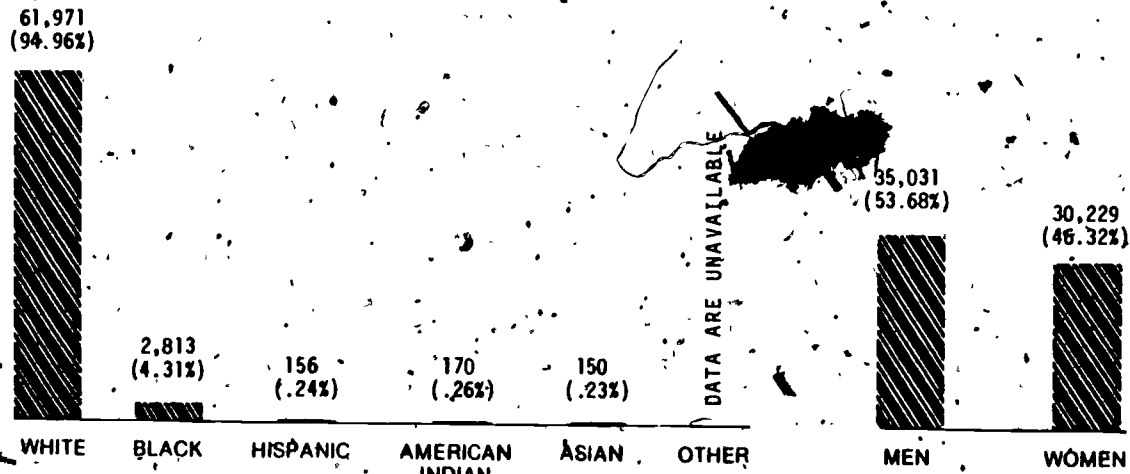
Sex

The high school graduation figures do not include 4,191 persons, granted a high school equivalency certificate.

(c) Sales and Marketing Management 1977 Survey of Buying Power Data Service

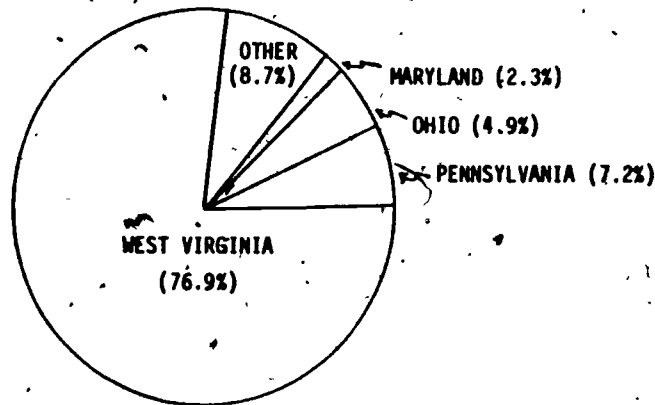
STATE POSTSECONDARY EDUCATION STUDENT ENROLLMENTS

WEST VIRGINIA H2

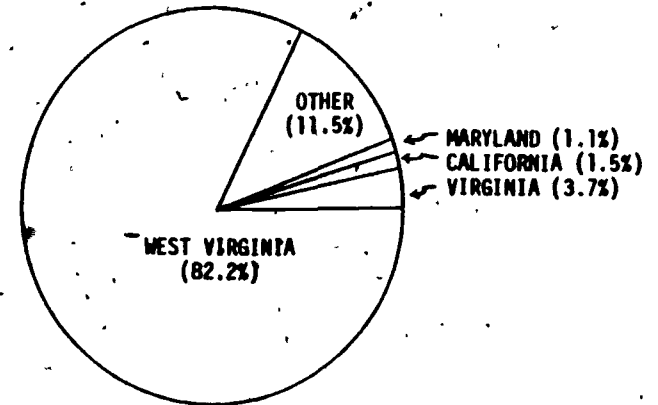


INTERSTATE MIGRATION OF STUDENTS

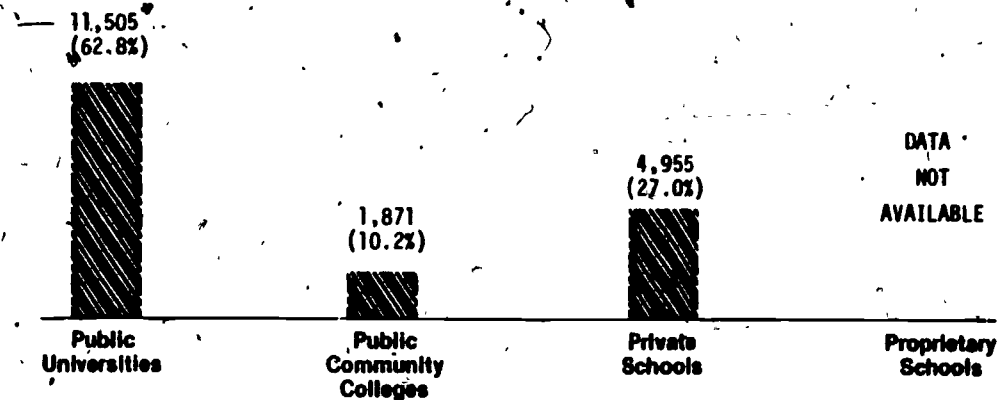
WEST VIRGINIA H3



**RESIDENT AND NON-RESIDENT STUDENTS
ATTENDING IN-STATE INSTITUTIONS**



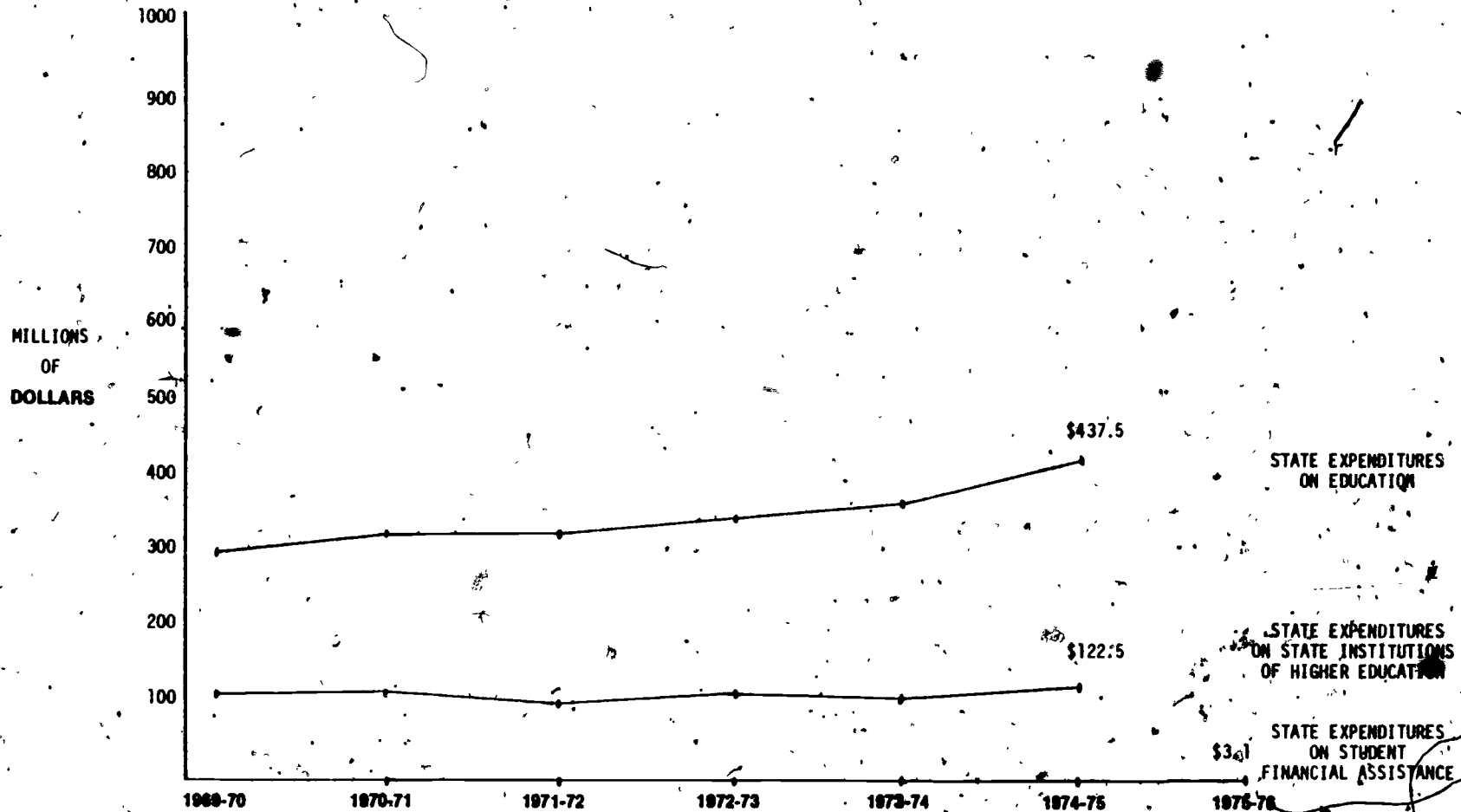
**RESIDENT STUDENTS ATTENDING IN-STATE
AND OUT-OF-STATE INSTITUTIONS**



INSTITUTIONAL SECTOR
(Out-of-State Students In School In-State)

STATE EXPENDITURE ON POSTSECONDARY EDUCATION STUDENT ASSISTANCE

WEST VIRGINIA 116



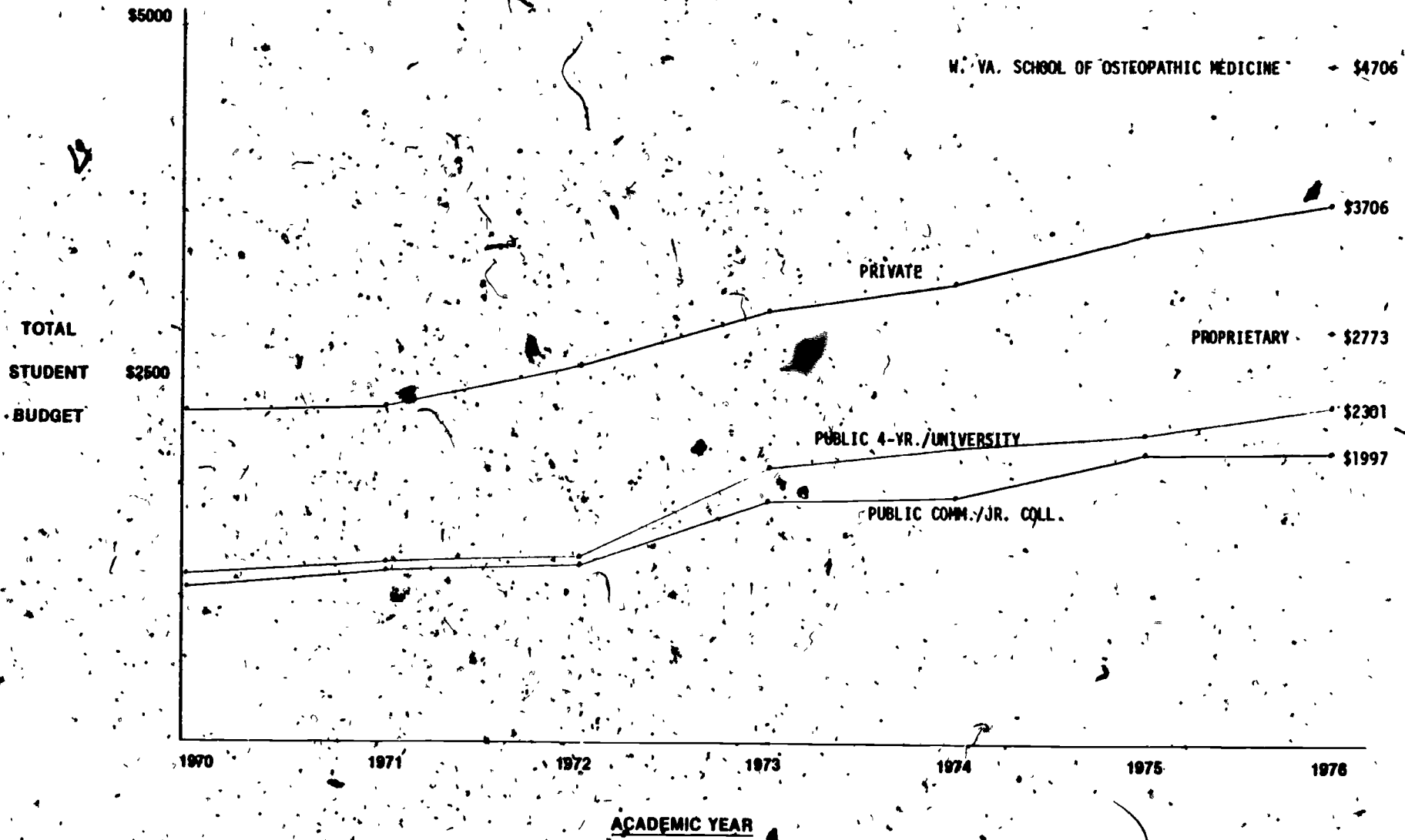
THESE DATA PERTAIN TO:
 • WEST VIRGINIA HIGHER EDUCATION GRANT PROGRAM
 • UNDERGRADUATE SCHOLARSHIPS (TUITION AND FEE WAIVER PROGRAM)

881

882

GROSS COSTS TO STUDENTS ATTENDING SCHOOL BY POSTSECONDARY EDUCATION SECTORS

WEST VIRGINIA 12



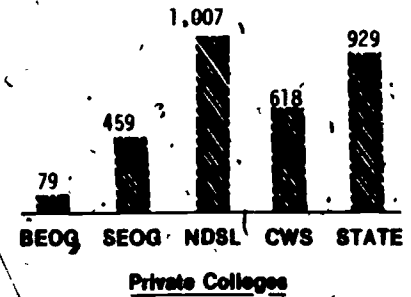
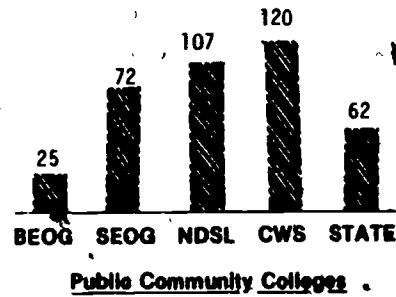
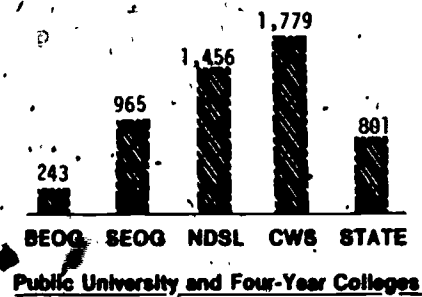
LEVELS OF FEDERAL AND STATE PROGRAM FUNDING BY INSTITUTIONAL SECTOR

WEST VIRGINIA 13

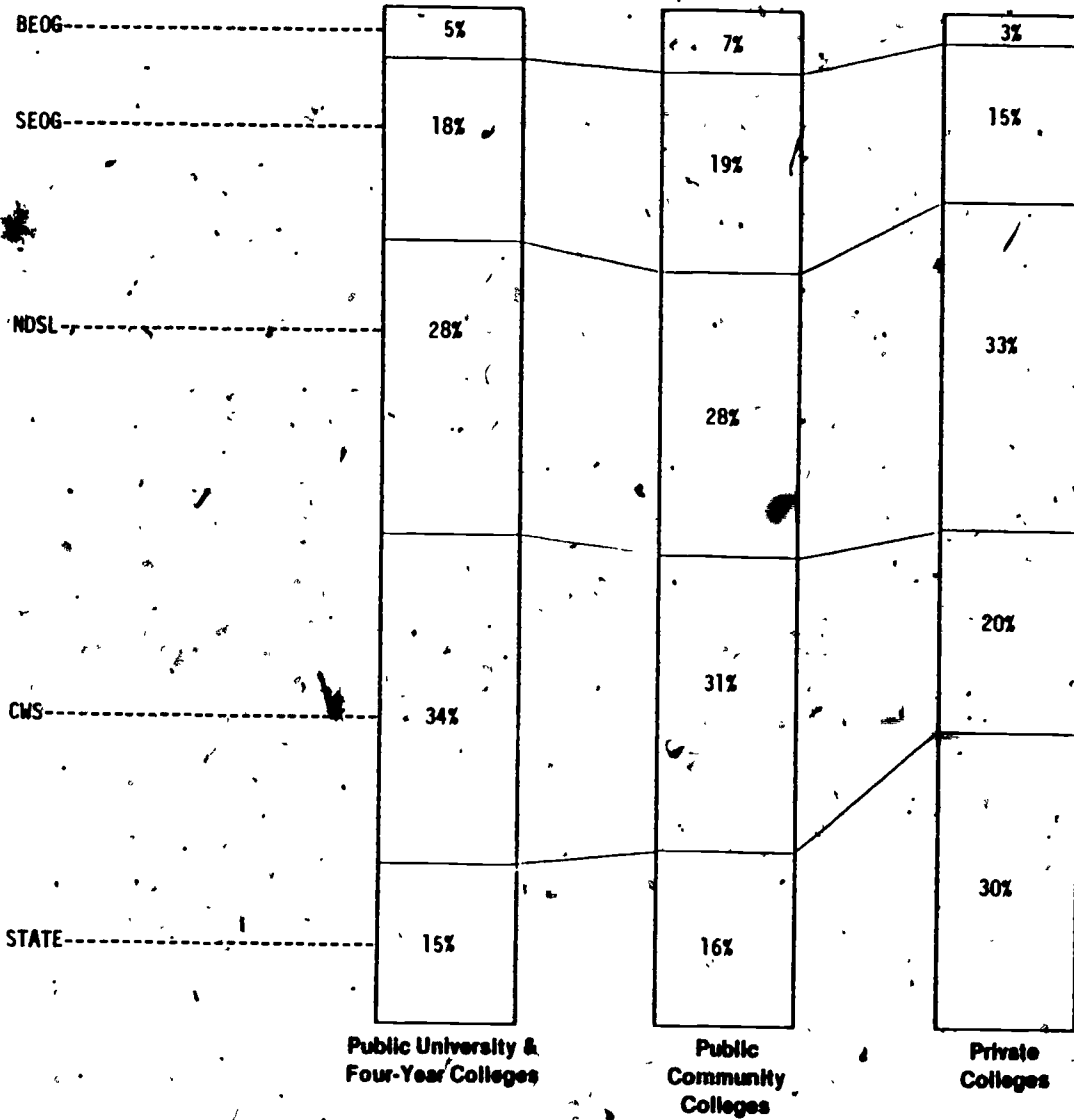
(Figures in thousands)

THE FIGURES SHOWN FOR STATE DOLLARS AWARDED ARE FOR THE 1975-76 SCHOOL YEAR AND PERTAIN TO:

- WEST VIRGINIA HIGHER EDUCATION GRANT PROGRAM



RELATIVE IMPORTANCE OF FEDERAL AND STATE PROGRAM FUNDING BY SECTOR



THE FIGURES SHOWN FOR STATE DOLLARS AWARDED ARE FOR THE 1975-76 SCHOOL YEAR AND PERTAIN TO:

WEST VIRGINIA HIGHER EDUCATION GRANT PROGRAM

Percent Distribution of Student Assistance By Program By Sector

DESCRIPTIONS OF PROGRAM OFFICES AND AGENCIES AND CORRESPONDING PROGRAM RESPONSIBILITIES

WISCONSIN A1

The Higher Educational Aids Board is directly under the Governor and has twenty full-time staff members responsible for and working on student assistance programs.

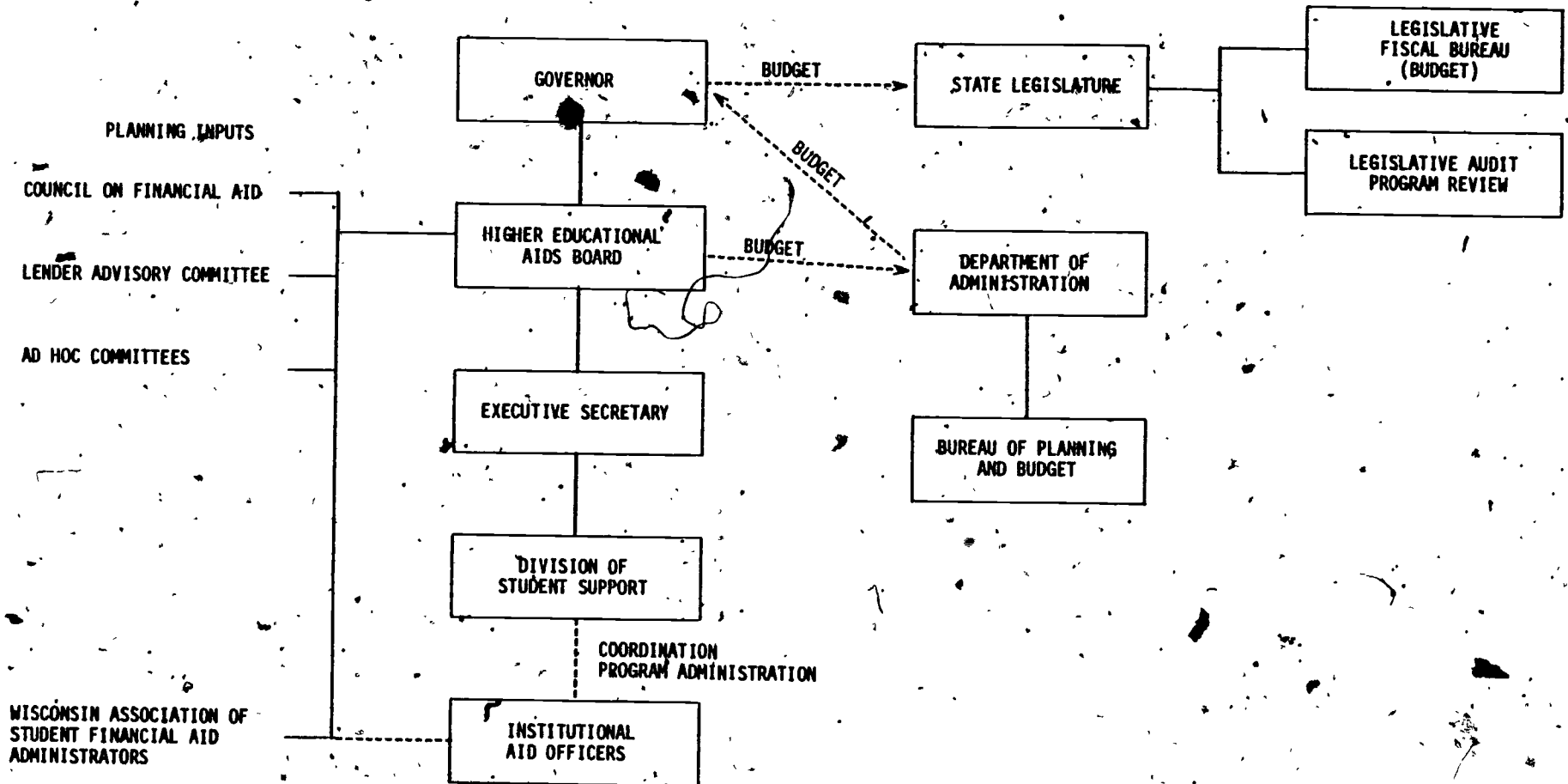
1. Wisconsin Tuition Grants
2. Wisconsin Higher Education Grants
3. Wisconsin Indian Student Assistance Grants
4. Wisconsin State Student Loans
5. Wisconsin Guaranteed Student Loans
6. Minnesota-Wisconsin Reciprocity Programs
7. Talent Incentive Program

889

890

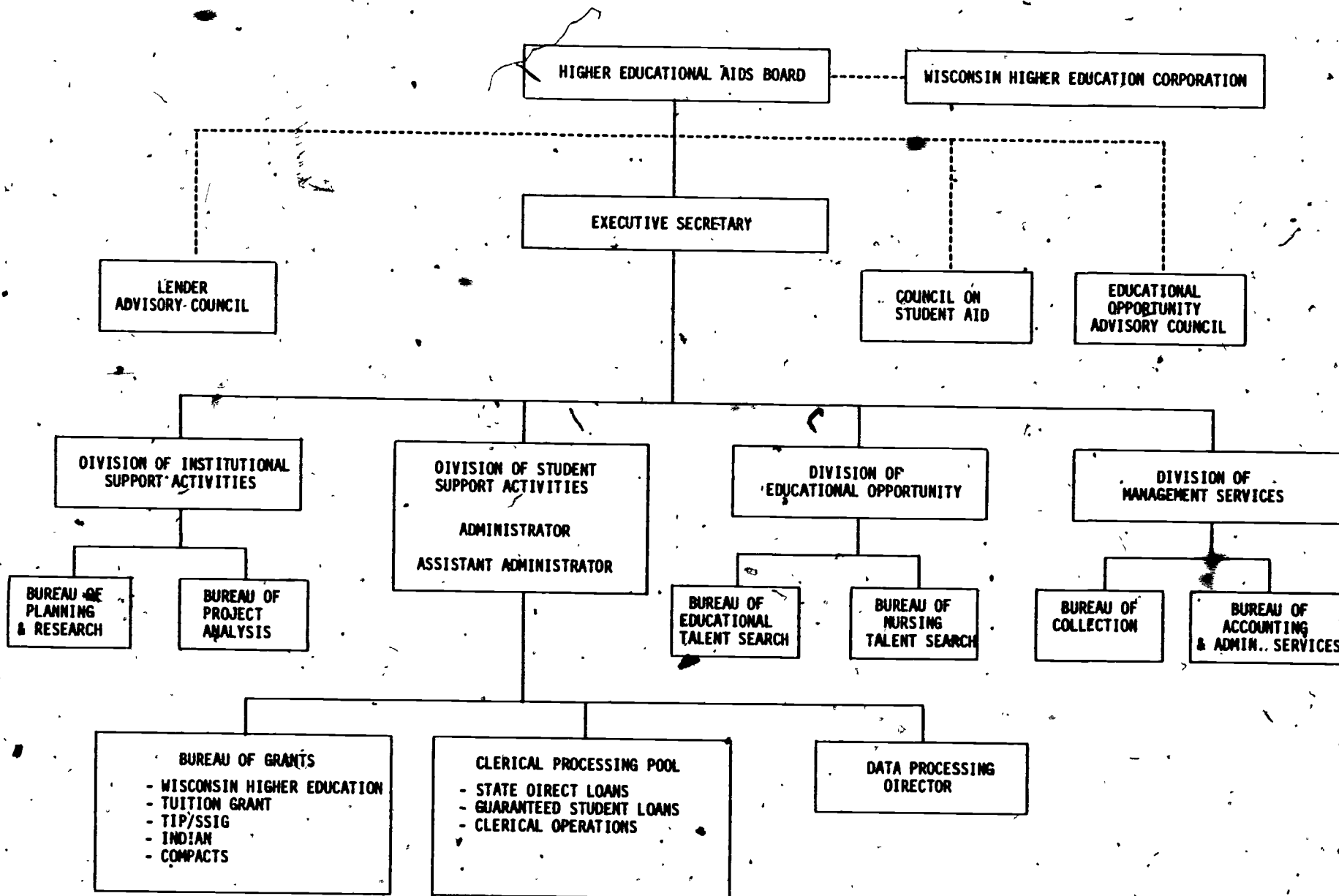
RELATIONSHIPS OF STATE AGENCIES

WISCONSIN A2



STATE AGENCY ORGANIZATION

WISCONSIN B1



**MANAGEMENT RELATIONSHIPS BETWEEN THE STATE AGENCY
AND OTHER STATE AGENCIES/INSTITUTIONS**

WISCONSIN B2

<u>WHO ACCOMPLISHES THE FOLLOWING?</u>	<u>STATE PROGRAM OFFICE</u>	<u>INSTITUTIONAL FINANCIAL AID OFFICER</u>	<u>OTHER OFFICES OR AGENCIES</u>
Processing of Applications			
• Verification of Student Application Information	X	X	
• Identification of Eligible Recipients	X	X	
• Determination of Award Size	X	X	
• Assignment of Priority to Awards	X	X	
• Formally Approves Award	X	X	
Makes Payment to Student (or Credits Student Account)		X	
Makes Post-Award Adjustments		X	
Initiates the Prosecution of Possible Fraudulent Student applications			
Publicizes Award Availability	X	X	

COMMENTS: Management responsibilities vary by program.

STATE PROGRAM OFFICE DEFINITIONS FOR SELECTED TERMS

WISCONSIN B3

<u>DEFINITIONS USED BY STATE PROGRAM OFFICES</u>	<u>STATE DEFINITION SPECIFIED BY</u>	<u>STATE DEFINITION COMMONLY USED BY ALL INSTITUTIONS</u>		<u>STATE DEFINITION CONSISTENT ACROSS ALL STATE PROGRAMS</u>
		<u>PUBLIC</u>	<u>PRIVATE</u>	
Half-Time Student - As defined by the institution, i.e., whatever each school uses to define enrollment status (full-, half-, part-time) is used to determine enrollment status for state program.	Law	Yes	Yes	Yes
State Resident - Student or his/her parents must live in the state for one full year. In the case of the independent student, he/she must have not been enrolled and contributed economically during the year.	Law	Yes	Yes	Yes
Independent Student - Wisconsin uses current federal definition: not claimed on tax return; no more than \$600; and no more than two weeks at home.	Interpretation	Yes	Yes	Yes
Non-Profit Institution - Appropriate state/federal statutes.	Law	Yes	Yes	Yes
Satisfactory Academic Progress - As defined by the institution. School may not use a different rule for those on aid as compared with those not on aid.	Interpretation	Yes	Yes	Yes
United States Citizenship - As defined by U.S. Government. Aid not awarded to non-citizens on student visas, but available to resident aliens who are residents of Wisconsin.	Interpretation	Yes	Yes	Yes

INFORMATION FLOW BETWEEN THE STATE PROGRAM OFFICE AND VARIOUS FEDERAL OFFICES

WISCONSIN B4

	<u>TYPE OF INFORMATION PROVIDED BY STATE STUDENT-AID AGENCY</u>	<u>TYPE OF INFORMATION RECEIVED BY STATE STUDENT-AID AGENCY</u>	<u>PERCEPTION OF ADEQUACY OF INFORMATION FLOW</u>
<u>FEDERAL OFFICES</u>			
SSIG Office	Summaries	Summaries Litigation Regulations	Adequate ¹
BEOG Office		Recipients Applications Regulations	Adequate for 1977-78 ²
Regional OE Student-Assistance Office (Campus-Based Programs)	Summaries	Summaries ³ Regulations ³	Marginal ⁴
Washington OE Office (Campus-Based Programs)	Summaries	Summaries ³ Regulations ³	Marginal ⁴
FISL/GSL Office	Recipients Regulations Terminations	Terminations	Inadequate
<u>STATE/INSTITUTIONAL OFFICES</u>			
Public Institutions	Summaries Recipients Applications	Litigation Regulations Terminations	Adequate
Private Institutions	Summaries Recipients Applications	Litigation Regulations Terminations	Adequate
Governor/Budget Office	Summaries Litigation Regulations	Summaries (Budgetary Directives)	Adequate
State Legislature (Including Committee Staffs)	Summaries Litigation Regulations	Summaries (Policy Reports, Audits)	Adequate

1 SSIG provides the best on-going flow of important information of all USOE offices.
 2 Tape exchange in 1977-78 to include full data for the first time; this should help.
 3 Those available, only by request.
 4 Both OE Regional and OEDC do not provide information on an on-going basis to state agency.

960

MANAGEMENT STAFFING OF STATE PROGRAM OFFICES

WISCONSIN B5

<u>MANAGEMENT FUNCTION</u>	<u>PERCENTAGE OF STAFF EFFORT</u>	<u>STAFF ASSISTANCE FROM OTHER AGENCIES</u> <u>COMMENTS</u>
APPLICATIONS PROCESSING (Includes verification of student information, need analysis, award determination, etc.)	75 ¹	
RESPONDING TO REQUESTS FOR INFORMATION (Includes federal requests for information, parent/student inquiries, testimony in hearings, etc.)	7 ¹	Assistance is given by Financial Aid Officer, but FTE cannot be given.
PROGRAM REVIEW (Includes on-site visits to institutions, formal/informal audits, etc.)	1 ¹	
PUBLIC RELATIONS AND INFORMATION DISSEMINATION (Includes parent/student workshops, work on promotional literature, etc.)	2 ¹	Financial Aid Officer (FTE = 5)
GENERAL ADMINISTRATION (Includes executive personnel, staff training and development, regulations and guidelines, preparation of summary statistics, etc.)	15 ¹	
OTHER MANAGEMENT ACTIVITIES (Includes any special staff activities which do not clearly fall in one of the above categories)		

¹ Response is based on a reasonable estimation or approximation.

902

STATE AGENCY CALENDAR OF EVENTS FOR NEED-BASED PROGRAMS FOR 1976-77 SCHOOL YEAR

WISCONSIN B6

MONTH/YEAR

EVENTS ✓

The 1976-77 school year is the second year of Wisconsin's 1975-76 biennium

JULY 1974 Agency budget presented to governors office or budget bureau

JANUARY 1975 Agency budget presented to legislature

JULY 1975 Legislature appropriates student assistance funds

OCTOBER 1975 Agency completes planning workshops for students or counselors

NOVEMBER 1975 Agency makes student-aid applications available

Rolling deadline--no set date

ONGOING Deadline for student-aid applications

Begins

JANUARY 1976 BEOG applications information received from federal office

Begins

APRIL 1976 Agency (or institutions) announces award winners

JUNE 1977 Last date at which award changes and adjustments are made

304

PROGRAM AND FISCAL CONTROLS OF PROGRAMS OPERATED BY STATE AGENCY

WISCONSIN 87

<u>PROGRAM CONTROLS</u>	<u>CONTROL USED SAMPLE OR TOTAL POPULATION STUDIED</u>	<u>AGENCY/OFFICE UNDERTAKING CONTROLS</u>	<u>SPECIAL ACTIONS COMMENTS</u>
A. <u>Control on Student Application Data Accuracy</u>			
1. Match Against Tax Forms?	Yes, Sample	Institution	Delayed action pending clarification Delay check distribution
2. Match Against BEOG Applications?	Yes, Sample	Institution	
3. Match Against Institutional Student Records?	Yes, All	Institution	
4. Warnings of Prosecution?			
5. Prosecution?			
B. <u>Controls on Attendance and/or Progress</u>			
1. Check on Enrollment/Initial Attendance?	Yes, All	Institution	Continued aid eligibility delayed or suspended
2. Check on Mid-Term Attendance?	Yes, All	Institution	
3. Check on Course Completion?	Yes, All	Institution	
4. Check on Academic Progress Before Award?	Yes, All	Institution	
5. Partial Awards?			
C. <u>Controls on Award Size</u>			
1. Check to Make Sure Other Awards Actually Made?	Yes, All	Institution	Note 1
2. Match Against BEOG, Campus-Based Award Files?	Yes, All	Institution	
3. Re-Check to Ensure Award Adjustments Actually Made?			
4. Second Review of Aid Packages?	Yes, Sample	Institution	
D. <u>Controls on Institutional Student-Aid Operations</u>			
1. Independent Program Audits?	Yes, Sample	State	Note 1
2. Aid Officer Bonding?			
3. Aid Officer Certification?			
4. Double Signatures on All Fund Transfers?			
E. <u>Controls on Central Administrative Staff Operations</u>			
1. Independent Program Audits?	Yes, State Audit	State	Take corrective action.
2. Bonding of Staff Members?	Yes, All	State	
3. Double Signatures on All Fund Transactions?			

Suggest corrective actions/follow-up

PROGRAM INFORMATION DISSEMINATION PROCEDURES USED FOR STATE NEED BASED PROGRAMS

WISCONSIN C1

TYPE OF INFORMATION PROVIDED

<u>INFORMATION PROVIDED THROUGH</u>	<u>APPLICATION FORMS</u>	<u>ELIGIBILITY CONDITIONS</u>	<u>FILING/CLOSING DATES FOR STATE PROGRAMS</u>	<u>INFORMATION ON THE COST OF ATTENDANCE AT VARIOUS TYPES OF INSTITUTIONS</u>	<u>INFORMATION ABOUT APPLYING FOR AID FROM OTHER SOURCES</u>	<u>INFORMATION ON PENALTIES FOR PROVIDING FRAUDULENT DATA</u>
1. High School Counselors	X	X	X	X	X	
2. College Financial-Aid Officers	X	X	X	X	X	
3. Direct Mailings to Graduating High School Students or Parents	X	X				X ¹
4. High School Meetings or Workshops	X	X	X	X	X	
5. College Admissions Office						X ²
6. Newspaper Ads						
7. Radio, Television Ads						
8. Social Service Agencies	X	X	X	X	X	
9. Other (Please Specify) State/Federal Talent Search Program (TRIO)	X	X	X	X	X	X

¹ Only on specific request.

² Financial Aid Officers.

DESCRIPTIONS OF STATE-SPONSORED STUDENT ASSISTANCE PROGRAMS

WISCONSIN D1

Wisconsin Tuition Grants - A need-based program to provide tuition equalization grants to resident students enrolled in Wisconsin independent institutions of postsecondary education, including nursing schools.

Wisconsin Higher Education Grants - A grant program, based on scholastic ability and financial need, to provide access for resident students interested in attending in-state public universities and vocational schools.

Wisconsin Indian Student Assistance Grants - A program to provide grants in cooperation with BIA, to needy Wisconsin Indian students, and in so doing ensure access to higher education. Recipients may enroll in in-state schools, including nursing schools.

Wisconsin State Student Loans - A loan program to insure access for all Wisconsin resident students with financial need to loan resources.

Wisconsin Guaranteed Student Loans - A program to provide access to private loans for all students.

Minnesota-Wisconsin Reciprocity Program - A tuition-reciprocity program to allow maximum freedom of choice to Wisconsin and Minnesota residents by removing the border between the two states for resident tuition rates in public institutions.

Wisconsin State Veterans Benefits - A grant program to provide grants to needy Vietnam Era veterans to offset educational expenses while attending in-state institutions, including nursing schools.

Wisconsin State Vocational Rehabilitation - A program which provides grants to needy handicapped persons and thereby enables them to attend postsecondary educational institutions.

Talent Incentive Program - A grant program to provide access to in-state postsecondary institutions for needy non-traditional, disadvantaged and minority students who are Wisconsin residents.

BASIC STATE PROGRAM INFORMATION

WISCONSIN D2

<u>Programs</u>	<u>Year</u>	<u>Number of Awards</u>	<u>Average Full-Time Award Size</u>	<u>Total Dollars Awarded</u>	<u>Eligible Population</u>
<u>Need-Based</u>					
<u>Grants</u>					
Wisconsin Tuition Grants	1970-71	6,001	\$ 390	\$ 2,338,194	Resident Undergraduates
	1975-76	8,262	\$ 725	\$ 5,991,297	
Wisconsin Higher Education Grants	1973-74	23,735	\$ 370	\$ 4,398,727	Resident Undergraduates
	1975-76	31,630	\$ 432	\$ 6,828,390	
Wisconsin Indian Student Assistance Grants	1971-72	330	\$ 893	\$ 294,835	Native Americans
	1975-76	1,246	\$ 752	\$ 937,120	
Wisconsin State Veteran's Benefits	1973-74	7,638	\$ 240	\$ 1,834,337	Veterans
	1975-76	7,289	\$ 234	\$ 1,709,000	
Wisconsin State Vocational Rehabilitation	1974-75	5,088	\$ 372	\$ 1,894,079	Handicapped
	1975-76	4,703	\$ 399	\$ 1,874,288	
Talent Incentive Program	1972-73	498	\$ 826	\$ 411,416	Non-Traditional, Disad- vanfaged, Minority
	1975-76	1,765	\$ 888	\$ 1,567,741	
<u>Loans</u>					
Wisconsin State Student Loans	1970-71	21,201	\$ 654	\$ 6,935,122	Resident Students
	1975-76	25,881	\$ 1,114	\$ 14,415,534	
<u>Non Need-Based</u>					
Wisconsin Guaranteed Student Loan	1970-71	14,458	\$ 747	\$ 10,795,282	Resident Students
	1975-76	15,020	\$ 1,262	\$ 18,961,721	
Minnesota-Wisconsin Reciprocity Program	1971-72	222	Note 1	Note 1	Students enrolled in Out-of-State Schools
	1975-76	1,845	Note 1	Note 1	

1 No award dollars provided. Non-resident tuition is waived.

STUDENT ELIGIBILITY CRITERIA FOR STATE PROGRAMS

WISCONSIN E1

<u>Programs</u>	<u>Acceptable Residency Status</u>	<u>Accept- able Attend. Status</u>	<u>Acceptable Student Levels</u>	<u>Special Priority to Cont'g. Awards</u>	<u>Income Limits</u>	<u>Need Limits</u>
<u>Need-Based</u>						
<u>Grants</u>						
Wisconsin Tuition Grants	Residents attending In-State	Full-Time	All Under- graduates	No	Not Applicable	\$100
Wisconsin Higher Education Grants	Residents attending In-State	Half-Time Full-Time	All Under- graduates	No	Not Applicable	\$100
Wisconsin Indian Student Assistance Grants	Residents attending In-State	Part-Time Half-Time Full-Time	All	No	Not Applicable	\$100
Wisconsin State Veteran's Benefits	Residents attending In-State	Full-Time	All Under- graduates	No	Not Applicable	\$20
Wisconsin State Vocational Rehabilitation	Residents - In/Out of State & Non-Residents	Part-Time Half-Time Full-Time	All	No	Not Applicable	Not Applicable
Talent Incentive Program	Residents attending In-State	Half-Time Full-Time	Freshmen Sophomores	Yes	Not Applicable	\$100
<u>Loans</u>						
Wisconsin State Student Loans	Residents attending In/Out of State	Half-Time	All	No	Not Applicable	\$100
<u>Non Need-Based</u>						
Wisconsin Guaranteed Student Loan	Residents - In/Out of State & Non Residents	Half-Time	All	No	Not Applicable	Not Applicable
Minnesota-Wisconsin Reciprocity Program	Residents at Out-of-State Schools	Part-Time Half-Time Full-Time	All	No	Not Applicable	Not Applicable

INSTITUTIONAL ELIGIBILITY CRITERIA FOR STATE STUDENT-ASSISTANCE PROGRAMS

WISCONSIN E2

<u>Programs</u>	<u>University and 4-Year Colleges</u>	<u>Community Junior Colleges</u>	<u>Voc./Tech. Schools</u>	<u>Proprietary</u>	<u>Special Types of Institutions</u>
<u>Need-Based</u>					
<u>Grants</u>					
Wisconsin Tuition Grants	Private	No	No	No	Nursing Schools
Wisconsin Higher Education Grants	Public	Public	Public	No	No
Wisconsin Indian Student Assistance Grants	Public Private	Public	Public	Yes	Nursing Schools
Wisconsin State Veteran's Benefits	Public Private	Public	Public	Yes	Nursing Schools
Wisconsin State Vocational Rehabilitation	Public Private	Public	Public	Yes	Nursing & OJI Schools
Talent Incentive Program	Public Private	Public	Public	No	Nursing Schools
<u>Loans</u>					
Wisconsin State Student Loans	Public Private	Public	Public	Yes	Nursing Schools
<u>Non Need-Based</u>					
Wisconsin Guaranteed Student Loan	Public Private	Public	Public	Yes	Nursing Schools
Minnesota-Wisconsin Reciprocity Program	Public	Public	Public	No	No

NEED DETERMINATION CRITERIA FOR STATE PROGRAMS

WISCONSIN E3

<u>Programs</u>	<u>Program Definition of Need</u>	<u>Is BEOG Application Required?</u>	<u>Expected Family Contribution (EFC) Method</u>	<u>Student Budget Includes What Items?</u>
Need-Based				
<u>Grants</u>				
Wisconsin Tuition Grants	Need = Net Tuition - % of Family Contribution (net cost + total cost x FC) up to \$1,500	No	Consensus	Tuition/Fees
Wisconsin Higher Education Grants	Need = Standard Student Budgets - EFC	Yes	Consensus	General Student Costs
Wisconsin Indian Student Assistance Grants	Need = Budget - Family Contribution	Yes	Consensus	General Student Costs
Wisconsin State Veteran's Benefits	Need = Budget - Contribution	No	Consensus	General Student Costs
Wisconsin State Vocational Rehabilitation	Jointly determined by the institutions and Department of Health and Social Services	No	Consensus	General Student Costs
Talent Incentive Program				
<u>Loans</u>				
Wisconsin State Student Loans	Need = Budget - Family Contribution	Yes	Consensus	General Student Costs

AWARD SIZE DETERMINATION CRITERIA FOR STATE PROGRAMS

WISCONSIN E4

<u>Programs</u>	<u>Maximum Award Size?</u>	<u>What Award Size Determination Method is Used?</u>	<u>How is Award Priority Determined?</u>	<u>Who Ultimately Determines Award Amount?</u>
<u>Need-Based</u>				
<u>Grants</u>				
Wisconsin Tuition Grants ¹	\$1,500	(1) Net tuition (school's tuition-University of Wisconsin-Madison tuition); (2) Family contribution % (net tuition + total cost); (3) tuition offset (FC % x total Family Contribution); (4) grant amount (net tuition - tuition offset).	Not Applicable	State
Wisconsin Higher Education Grants	\$1,500	Standard budget less family contribution and BEOG = net financial need award amount up to net need or pre-established equity level not to exceed \$1,500.	On the basis of need	State ²
Wisconsin Indian Student Assistance Grants	\$1,500	(1) Determination of need; (2) determination of BIA eligibility; (3) if BIA eligible 50/50 sharing.	Not Applicable.	Institution ³
Wisconsin State Veteran's Benefits	\$400/married \$200/single	Net need	None	Institution
Wisconsin State Vocational Rehabilitation Talent Incentive Program	No Maximum	Negotiation	Not Given	State
Talent Incentive Program	\$1,500	Students are selected by counselors at the Agency's Talent Incentive Program. Award = Need - Other Aid up to \$1,500.	Not Applicable	State ⁴
<u>Loans</u>				
Wisconsin State Student Loans	\$2,500	Need - Other Aid = Eligibility up to \$2,500.	Not Applicable	Institution 920

CONTINUED

AWARD-SIZE DETERMINATION CRITERIA FOR STATE PROGRAMS

WISCONSIN E4

<u>Programs</u>	<u>Maximum Award Size?</u>	<u>What Award Size Determination Method is Used?</u>	<u>How is Award Priority Determined?</u>	<u>Who Ultimately Determines Award Amount?</u>
<u>Non Need-Based</u>				
Wisconsin Guaranteed Student Loan	\$2,500.	Student and his/her lender, but not to exceed costs certified by school.	Not Applicable	Student and Lender
Minnesota-Wisconsin Reciprocity Program	Not Applicable	Difference between non-resident and resident tuition.	Not Applicable	Not Applicable

¹ The award calculation described began in 1976-77 for freshmen and will be phased in one year at a time.

² Subject to adjustment by institution if appropriate.

³ Subject to monitoring by state and BIA.

⁴ Subject to adjustment by institution.

NUMBER OF NEED-BASED GRANT PROGRAM APPLICANTS

WISCONSIN

F1

DATA NOT AVAILABLE

	\$0- 5,999	\$6,000- 8,999	\$9,000- 11,999	\$12,000- 14,999	\$15,000- 19,999	\$20,000- & Over
INDEPENDENTS						
	DEPENDENTS					
	<u>Income Level</u>					

DATA NOT AVAILABLE

DATA NOT AVAILABLE

WHITE	BLACK	HISPANIC	AMERICAN INDIAN	ASIAN	OTHER
<u>Ethnic Status</u>					

MEN	WOMEN
<u>Sex</u>	

**NUMBER OF NEED-BASED GRANT PROGRAM RECIPIENTS
AND AVERAGE AWARD SIZE**

WISCONSIN F2

NUMBER OF RECIPIENTS

DATA NOT AVAILABLE

DATA NOT AVAILABLE

DATA NOT AVAILABLE

INDEPENDENTS	\$0- 5,999	\$6,000- 8,999	\$9,000- 11,999	\$12,000- 14,999	\$15,000- 19,999	\$20,000- & Over
--------------	---------------	-------------------	--------------------	---------------------	---------------------	---------------------

WHITE	BLACK	HISPANIC	AMERICAN INDIAN	ASIAN	OTHER
-------	-------	----------	--------------------	-------	-------

MEN	WOMEN
-----	-------

DEPENDENTS

Income Level

Ethnic Status

Sex

AVERAGE AWARD SIZE

DATA NOT AVAILABLE

DATA NOT AVAILABLE

DATA NOT AVAILABLE

INDEPENDENTS	\$0- 5,999	\$6,000- 8,999	\$9,000- 11,999	\$12,000- 14,999	\$15,000- 19,999	\$20,000- & Over
--------------	---------------	-------------------	--------------------	---------------------	---------------------	---------------------

WHITE	BLACK	HISPANIC	AMERICAN INDIAN	ASIAN	OTHER
-------	-------	----------	--------------------	-------	-------

MEN	WOMEN
-----	-------

DEPENDENTS

Income Level

Ethnic Status

Sex

SOURCES AND DISTRIBUTION OF NEED-BASED GRANT PROGRAM FUNDS

WISCONSIN 61

THESE FIGURES FOR THE 1975-76 SCHOOL YEAR PERTAIN TO:
 • TALENT INCENTIVE PROGRAM

STATE APPROPRIATIONS

\$1,096,265


69.9%

PRIVATE GIFTS

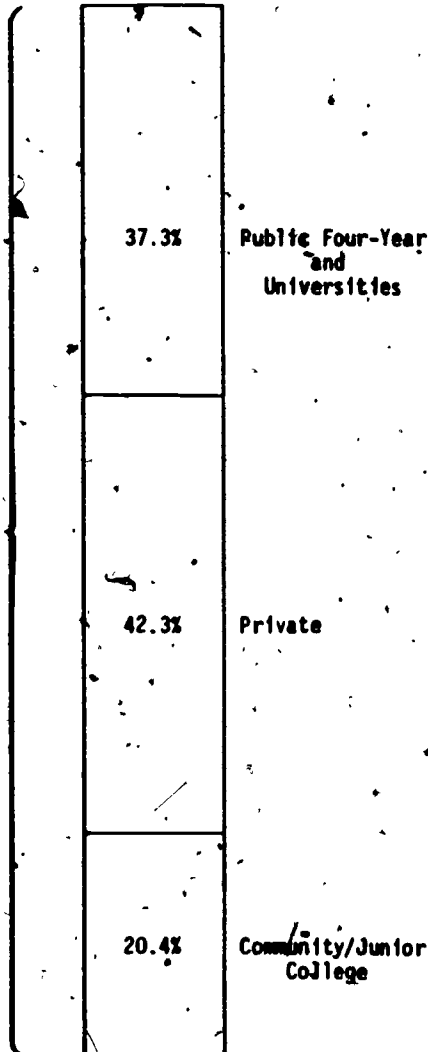
\$471,476

30.1%

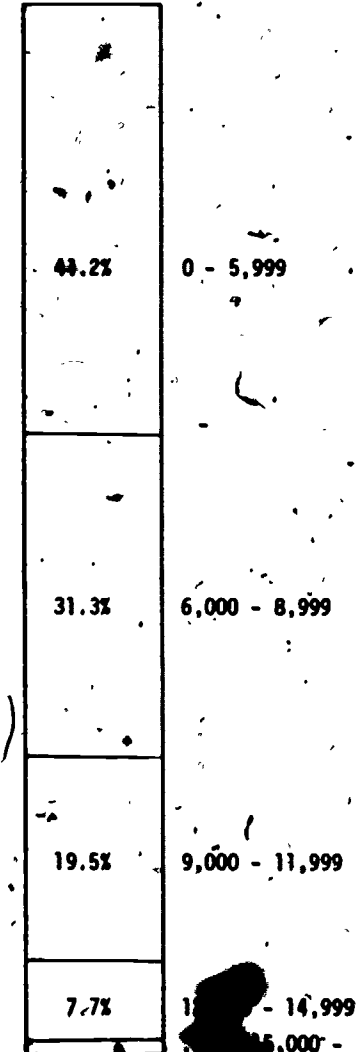
FEDERAL SSIIG PROGRAM



INSTITUTIONAL SECTORS



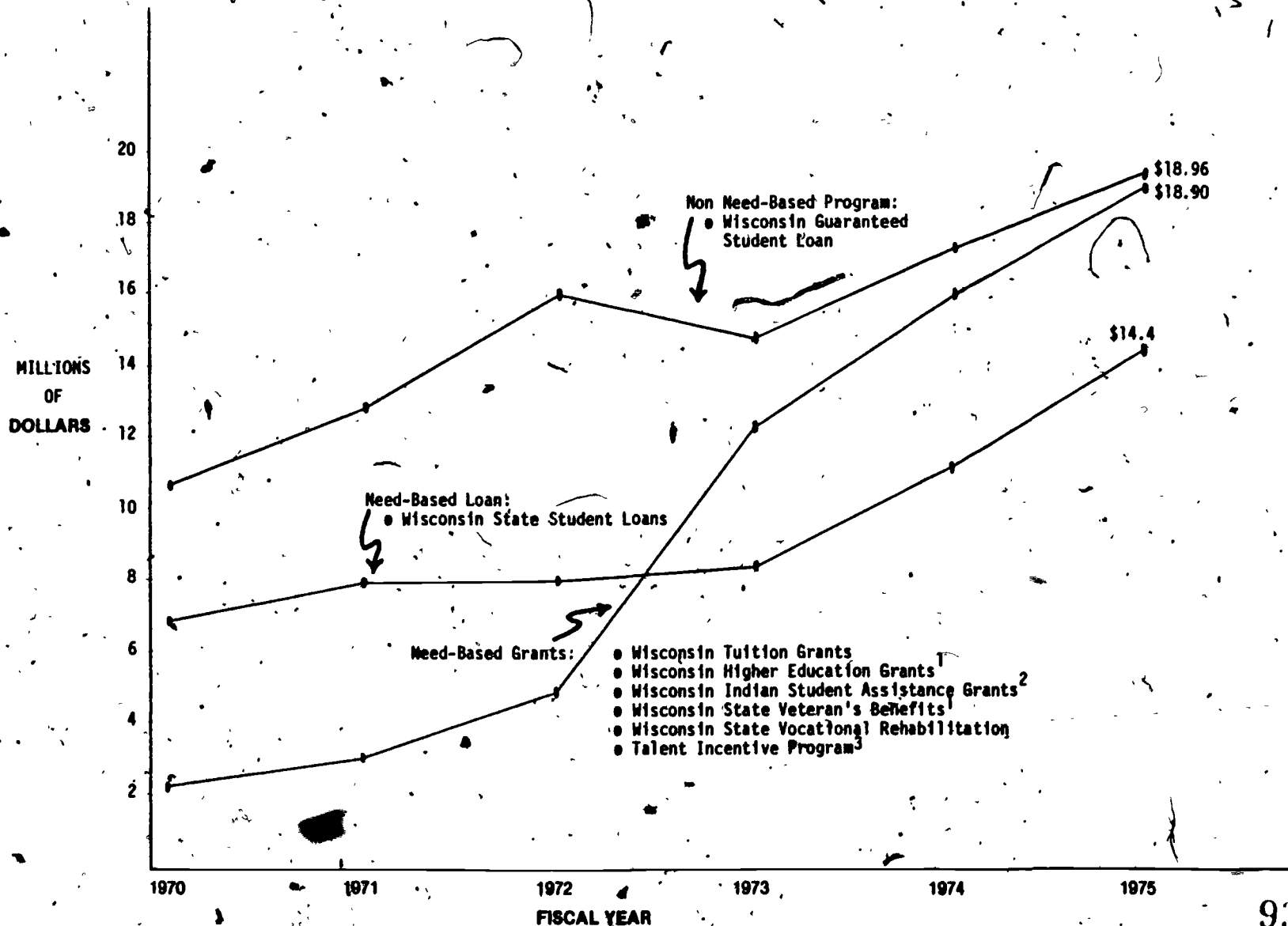
STUDENT INCOME CATEGORIES



These data were taken from the Financial Status and Performance Report for the reporting period July 1, 1975, to September 30, 1976. The figures pertaining to the distribution of funds by institutional sector and student income categories only reflect the distribution of the federal portion of the total dollars.

The distribution of awards by student income categories includes awards made to both dependent and independent students. The data available did not distinguish between dependent and independent students.

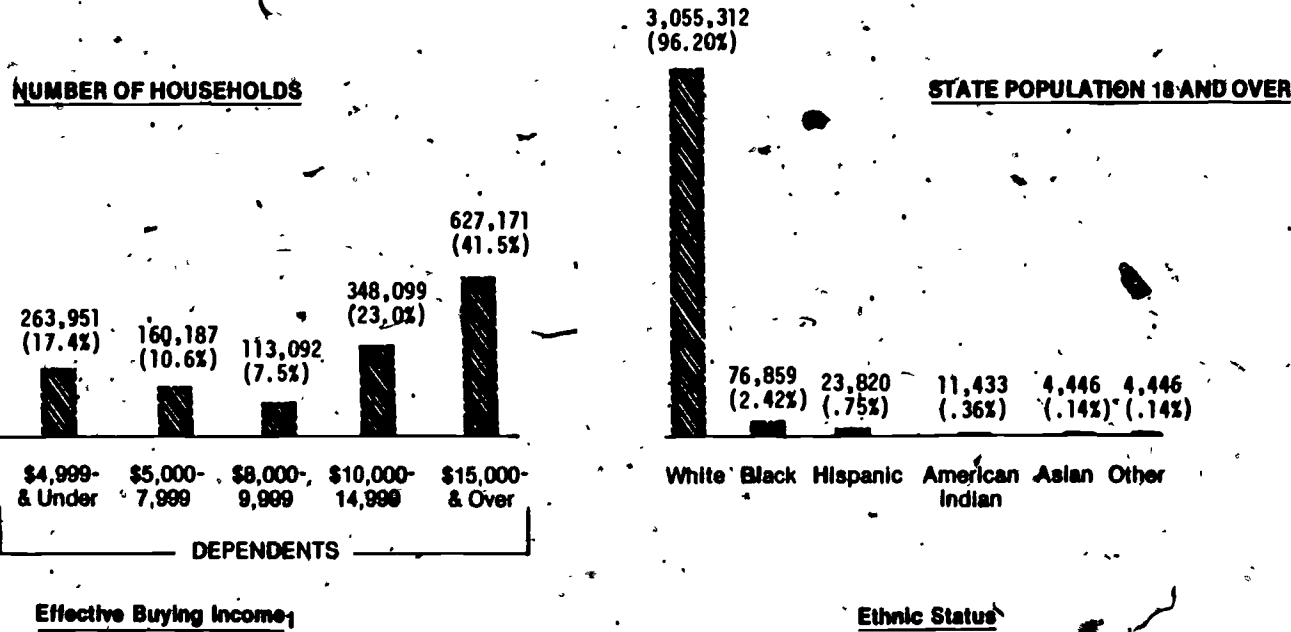
HISTORIC STATE EXPENDITURES ON STUDENT-ASSISTANCE PROGRAMS



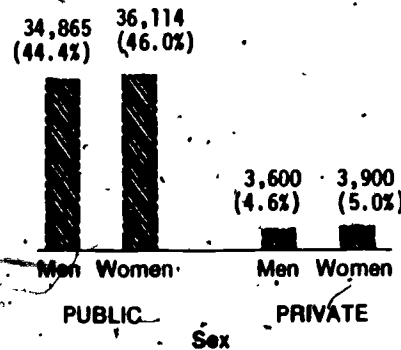
¹ 1973-74 first year of program.
² 1971-72 first year of program.
³ 1972-73 first year of program.

STATE POPULATION PROFILE

WISCONSIN H1



STATE HIGH SCHOOL GRADUATES

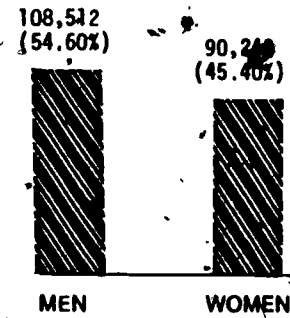
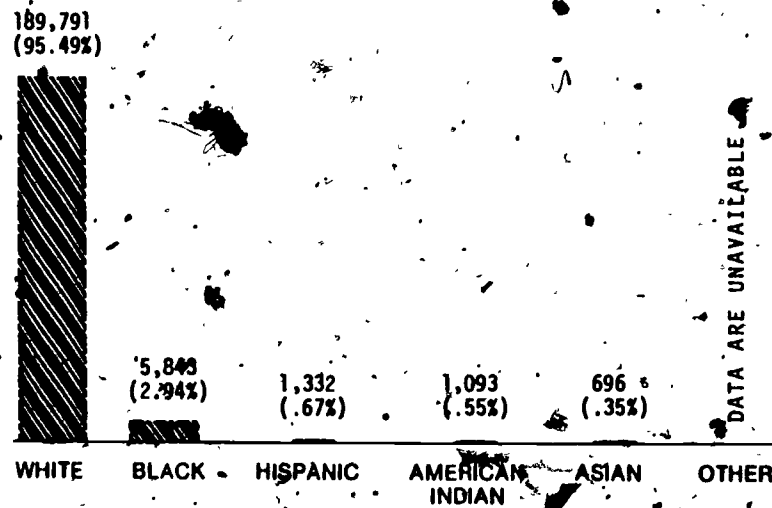


The high school graduation figures do not include 452 persons granted a high school equivalency certificate, nor 493 persons graduated from other than regular day school programs.

(c) Sales and Marketing Management 1977 Survey of Buying Power Data Service

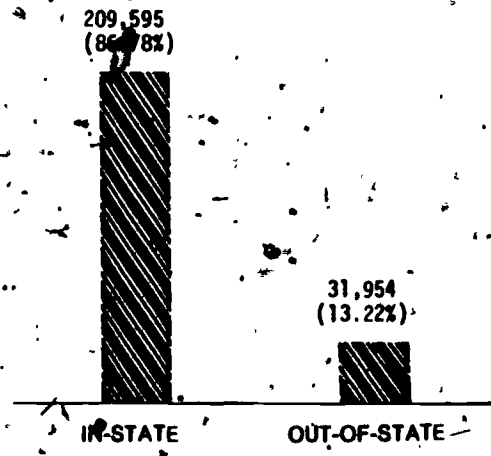
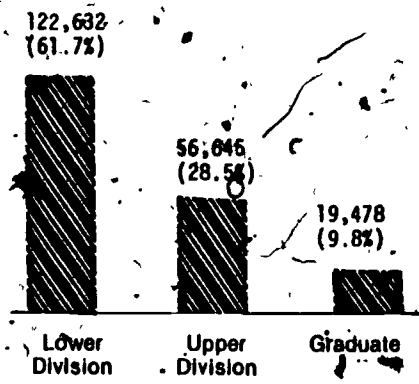
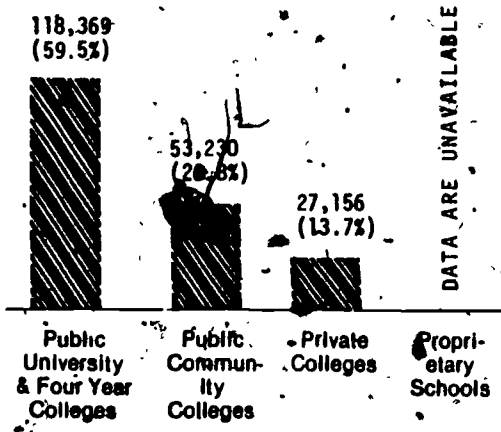
STATE POSTSECONDARY EDUCATION STUDENT ENROLLMENTS

WISCONSIN H2



Ethnic Status

Sex



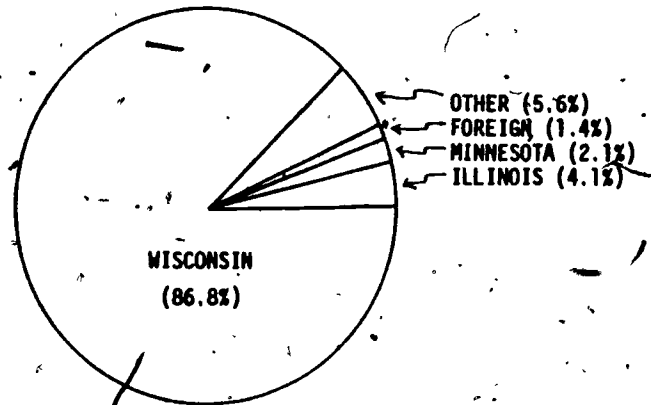
Institutional Sector

Student Level

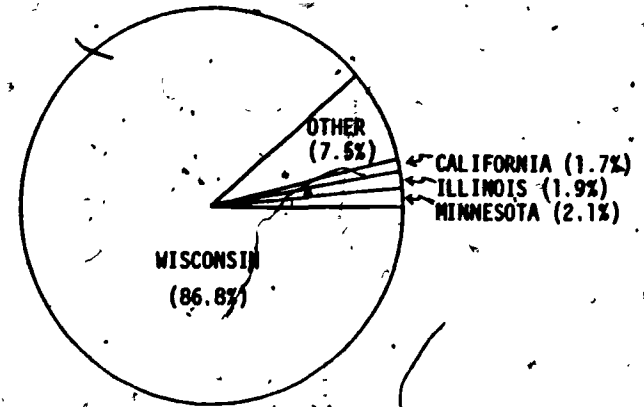
Residency

INTERSTATE MIGRATION OF STUDENTS

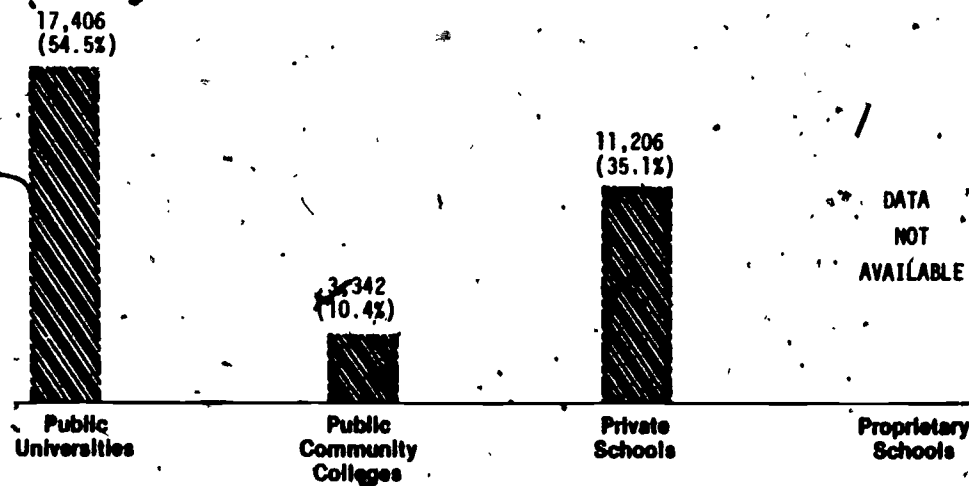
WISCONSIN



RESIDENT AND NON-RESIDENT STUDENTS ATTENDING IN-STATE INSTITUTIONS



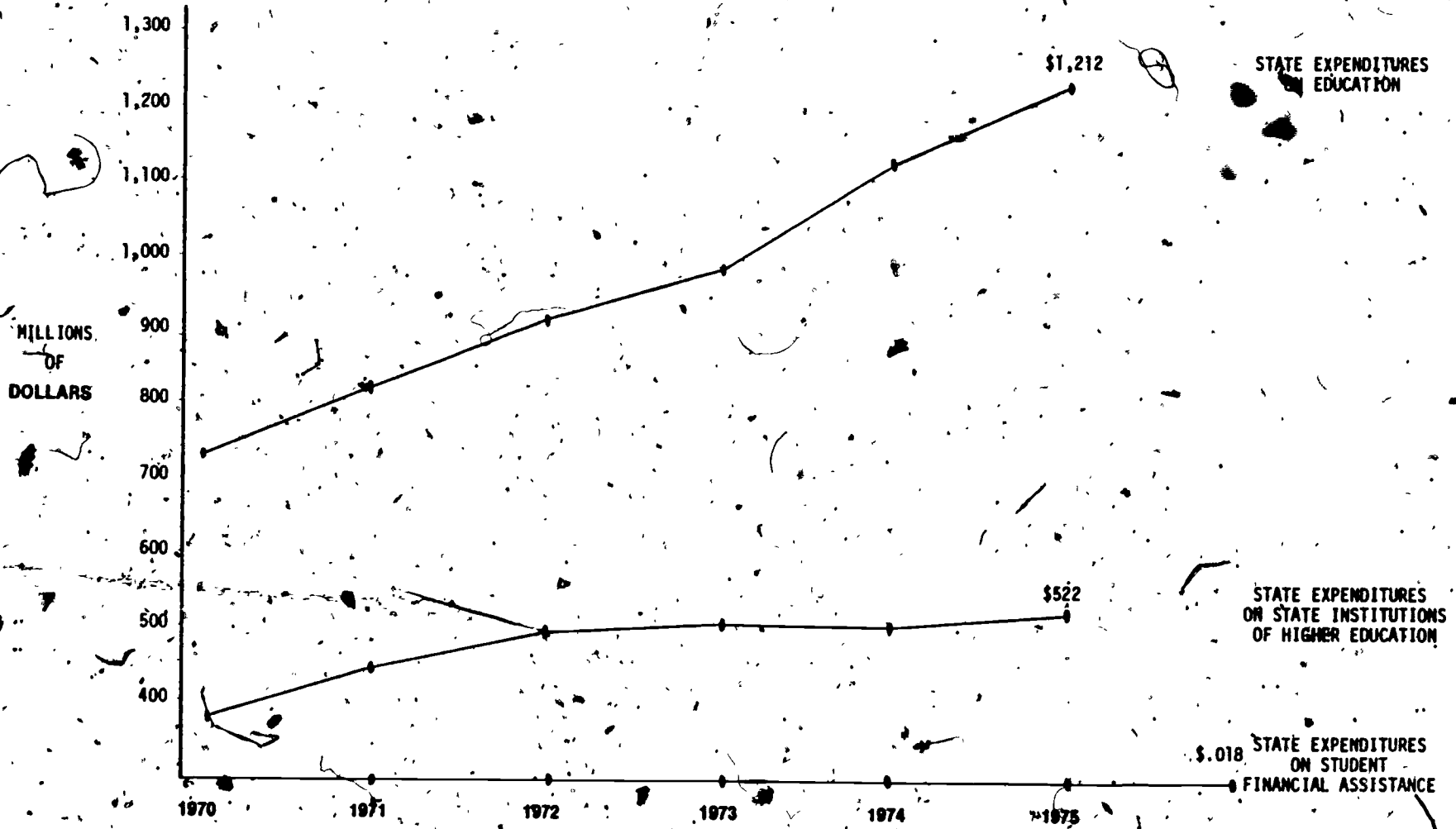
RESIDENT STUDENTS ATTENDING IN-STATE AND OUT-OF-STATE INSTITUTIONS



INSTITUTIONAL SECTOR
(Out-of-State Students in School In-State)

STATE EXPENDITURE ON POSTSECONDARY EDUCATION STUDENT ASSISTANCE

WISCONSIN 11



FISCAL YEAR

THESE DATA PERTAIN TO:

- TUITION GRANTS
- INDIAN STUDENT ASSISTANCE GRANTS
- STATE VOCATIONAL REHABILITATION TALENT INCENTIVE PROGRAM
- HIGHER EDUCATION GRANTS
- STATE VETERAN'S BENEFITS

937

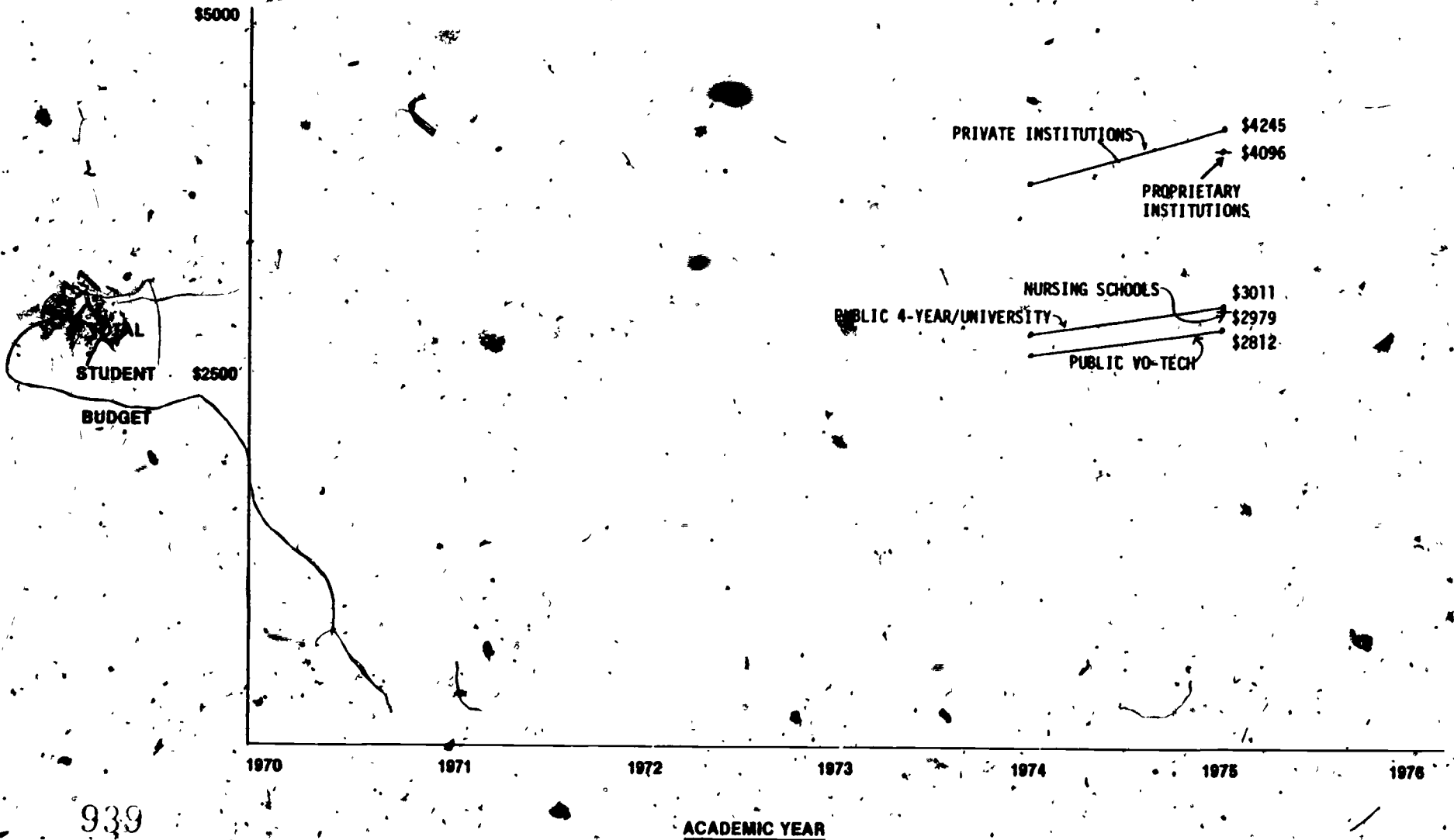
938



GROSS COSTS TO STUDENTS ATTENDING SCHOOL BY POSTSECONDARY EDUCATION SECTORS

WISCONSIN

12



939

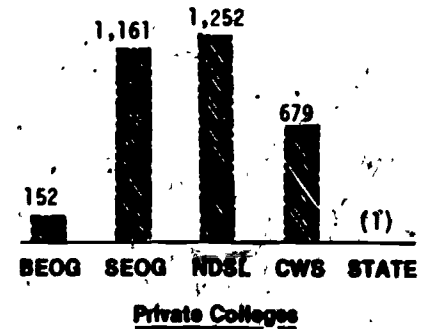
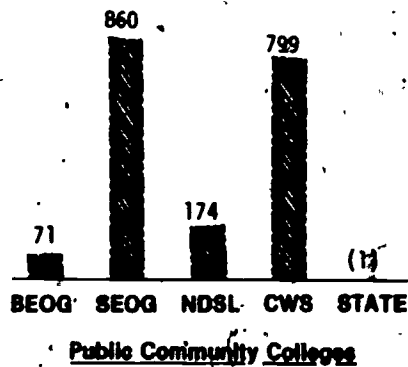
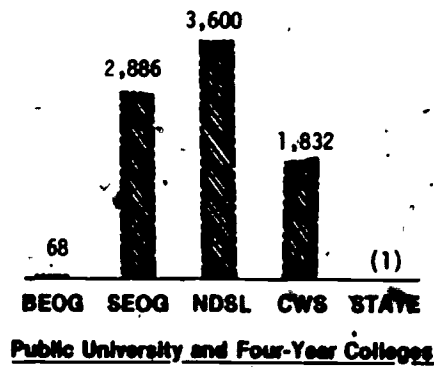
ACADEMIC YEAR

940

LEVELS OF FEDERAL AND STATE PROGRAM FUNDING BY INSTITUTIONAL SECTOR

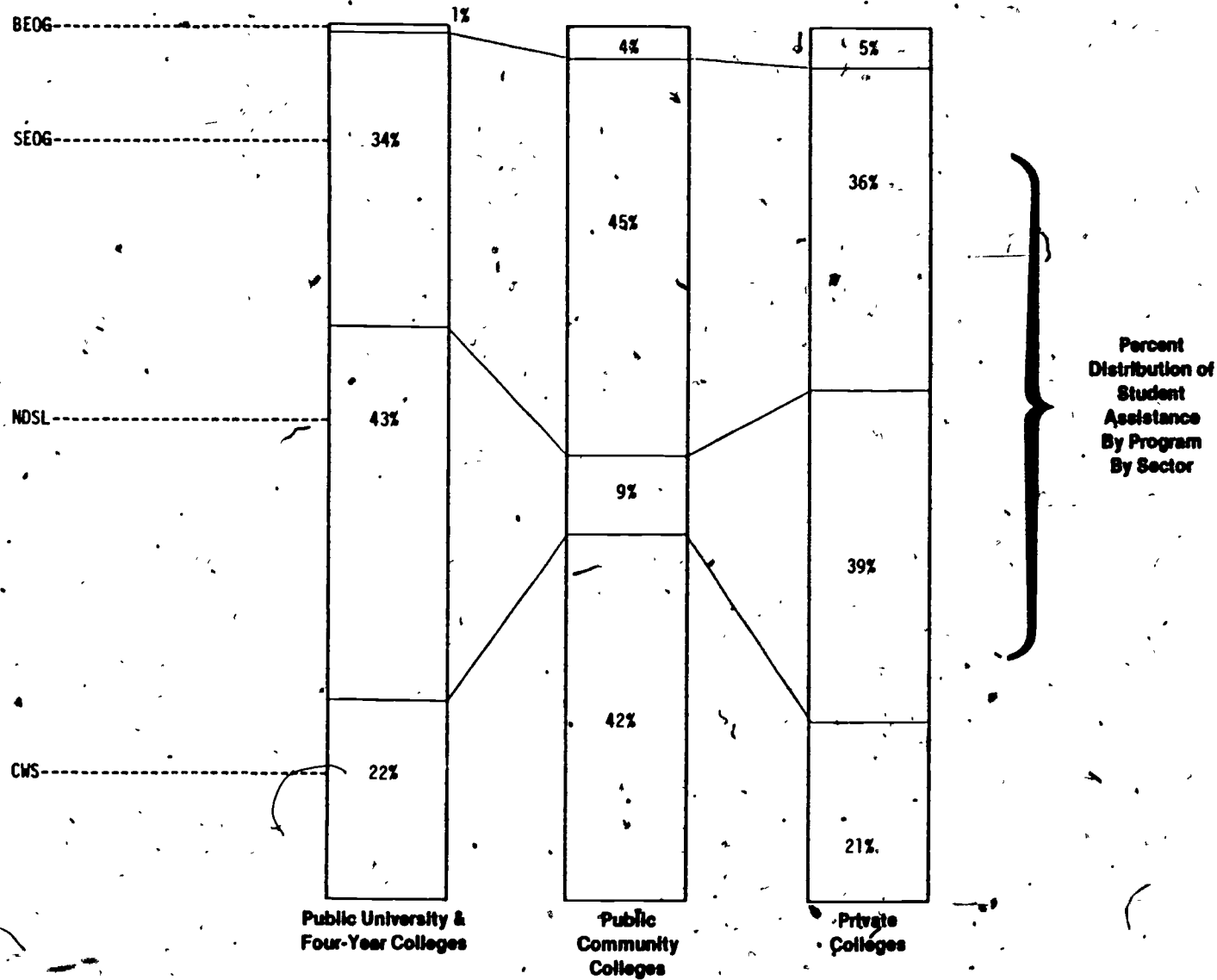
WISCONSIN 13

(Figures in thousands)



(1) The data pertaining to state dollars awarded by institutional sector are unavailable.

RELATIVE IMPORTANCE OF FEDERAL AND STATE PROGRAM FUNDING BY SECTOR



The data pertaining to state dollars awarded by institutional sector are unavailable.

APPENDIX

APPENDIX

The data used in preparing the profiles have been assembled from a variety of data sources. These are listed below. The following table gives a detailed explanation of the use of these data in each of the profiles.

Bureau of the Census

- Data from the 1970 Decennial Census₁
 - 1976 Estimates of State Population₂
 - 1970-1975 Statistics of State Expenditures on Education₃
- National Association of State Student Grant Programs (NASSGP)
- NASSGP Eighth Annual Survey - Supplemental Survey₄

National Center for Education Statistics

- 1975 HEGIS₅ - Residency and Migration of College Students
- 1975 and 1976 HEGIS - Opening Fall Enrollments (Preliminary Statistics for 1976)
- 1975 High School Graduation Statistics

Office of Civil Rights

- 1974 Higher Education Civil Rights Survey

Office of Education

- Higher Education Data Base: FY 1967 to FY 1975₆
- Data from the Financial Status and Performance Report--1975-76₇

Sales and Marketing Management Magazine

- Statistics from the 1977 Survey of Buying Power₈

Notes on Following Pages

[1] Data from the 1970 Census (various special tabulations and published statistics) were used to derive percentage distributions of the population 15 years old and over by racial/ethnic background, and sex. These data were then used to estimate 1976 data by applying the 1970 percentage distributions to the 1976 population estimates.

[2] 1976 estimates of the population 18 and over were obtained from Table 1 of the following publication:

Population Estimates and Projections - Estimates of the Populations of State by Age: July 1, 1975 and 1976 Advanced Report. Series P-25, No. 646, February, 1977. Bureau of the Census, U. S. Department of Commerce

[3] These data were taken from statistics annually published by the Bureau of the Census. Specifically, they were taken from: State Government Finances--Table 9: Expenditures by Type and Function, for years 1970 through 1975. Descriptions of these and other tables are contained in the following publication.

Guide to Recurrent and Special Governmental Statistics--State and Local Government Special Studies No. 62, May, 1972. Bureau of the Census, Department of Commerce.

[4] The National Association for State Student Grant Programs (NASSGP) annually conducts a survey to collect information about state-level

student aid offices and grant programs. For further information contact:

Dr. Joseph D. Boyd
Illinois State Scholarship Commission
102 Wilnot Road
Deerfield, Illinois 60015
(312) 945-1500

[5] HEGIS - Higher Education General Information Survey

[6] Higher Education Data Base - FY 1967 to FY 1975 (Specifically, the Student Financial-Aid File). Data on federal student-aid program expenditures were obtained from this machine-readable source. A preliminary release version of this data base was obtained so that it could be utilized. This data base is being developed for the Office of Planning and Budget Evaluation, Office of Education, Department of Health, Education and Welfare - O.E. Contract No. 500-75-0382, titled Student Access to Postsecondary Education: Comparative Analyses of Federal State Student Aid Programs (SISFAP/Study D).

[7] This is a reporting form used to collect annual operating information from the state offices administering the SSIG program by the federal SSIG program office.

[8] For more information about this data source, contact:

Sales and Marketing Management Magazine
633 Third Avenue
New York, New York 10017
(212) 986-4800

DESCRIPTIVE PROFILES - SECTION/TITLE	DATA SOURCE	COMMENTS
A. Office Relationships and Program Responsibilities 1. Description of Program Offices and Agencies and Corresponding Program Responsibilities 2. Relationships of State Agencies	NASSGP - Supplemental Survey NASSGP - Supplemental Survey	
B. Office Program Management 1. State Agency Organization 2. Management Relationships Between State Agency and Other State Agencies/Institutions 3. State Program Office Definitions for Selected Terms 4. Information Flow Between State Program Office and Various Federal Offices 5. Management Staffing of State Program Offices 6. State Agency Calendar of Events for Need-Based Programs for 1976-77 School Year 7. Program and Fiscal Controls of Programs Operated by State Agency	NASSGP - Supplemental Survey NASSGP - Supplemental Survey NASSGP - Supplemental Survey NASSGP - Supplemental Survey NASSGP - Supplemental Survey NASSGP - Supplemental Survey NASSGP - Supplemental Survey	
C. Consumer-Oriented Efforts 1. Basic Program Information Need-Based Dissemination Procedures Used for State Agency Programs 2. Consumer Grievance Procedures Used for State Agency Programs	NASSGP - Supplemental Survey SSIG Program Review Record	
D. Brief Program Summaries 1. Descriptions of State-Sponsored Student Assistance Programs 2. Basic State Program Information	NASSGP - Supplemental Survey NASSGP - Supplemental Survey	
E. Criteria for Determination of Need, Award Size, Etc. 1. Student Eligibility Criteria for State Programs 2. Institutional Eligibility Criteria for State Student-Assistance Programs 3. Need Determination Criteria for State Programs 4. Award Size Determination Criteria for State Programs	NASSGP - Supplemental Survey NASSGP - Supplemental Survey NASSGP - Supplemental Survey NASSGP - Supplemental Survey	
F. Counts of Eligibles, Recipients, Applicants, Etc. 1. Number of Need-Based Grant Program Applicants 2. Number of Need-Based Grant Program Recipients and Average Award Size	NASSGP - Supplemental Survey NASSGP - Supplemental Survey	The figures shown for Average Award Size were computed by dividing the Total Dollars Awarded by the number of recipients. This calculation was done for each of the categories shown.

DESCRIPTIVE PROFILES - SECTION/TITLE	DATA SOURCE	COMMENTS
<p>G. Program Financing</p> <p>1. Sources and Distribution of Need-Based Grant Program Funds</p> <p>2. Historic State Expenditures on Student-Assistance Programs</p>	<p>NASSGP - Supplemental Survey the Financial Status and Performance Report</p> <p>NASSGP - Supplemental Survey</p>	<p>Where the desired data (i.e. distribution of SSIG program funds by student income and institutional sector) were unavailable from the NASSGP Supplemental Survey, the second data source was used. In most cases, the distributions shown only reflect the distribution of the federal portion of the total dollars.</p> <p>These data reflect dollars awarded through state programs including both state and federal dollars for matching programs (e.g. SSIG, Vocational-Rehabilitation). Because the information collected may not have been totally comprehensive, that is, there may have been state programs which were overlooked or for which the dollars awarded data were not available, these figures may not reflect total state dollars to student-aid.</p> <p>The figures do not include BEOG or the campus based programs.</p>
<p>H. Counts of State Populations, Students, etc.</p> <p>1. State Population Profile</p>	<p>Effective Buying Income: Sales and Marketing Management-1977 Survey of Buying Power</p>	<p>Effective Buying Income: A classification exclusively developed by Sales & Marketing Management, it is personal income less personal tax and nontax payments. Personal income is the aggregate of wages and salaries, other labor income (such as employer contributions to private pension funds), proprietors' income, rental income (which includes imputed rental income of owner-occupants of nonfarm dwellings), dividends paid by corporations, personal interest income from all sources, and transfer payments (such as pensions and welfare assistance). Deducted from this total are personal taxes (federal, state, and local), tax payments (such as fines, fees, penalties), personal contributions for social insurance. The resultant figure is commonly known as "disposable personal income." Market Statistics removes from this figure compensation paid to military and diplomatic personnel stationed overseas to arrive at Effective Buying Income</p>

DESCRIPTIVE PROFILES - SECTION/TITLE	DATA SOURCE	COMMENTS
<p>H. Counts of State Populations, Students, Etc. (continued)</p> <p>1. State Population Profile (continued)</p>	<p>Population: Bureau of the Census 1970 Decennial Census</p>	<p>Effective Buying Income is a bulk measurement of market potential. It indicates the general ability to buy and is essential in comparing, selecting, and grouping markets on that basis. But for products that appeal to specific income classes, the percent of households by Effective Buying Income groups should be considered.</p> <p>The population distributions by ethnic status and by sex, were derived in the following manner. For the population 15 and over, the percent distribution by sex was taken and the percent distribution by ethnic status was derived from 1970 census data. These percentages were then applied to 1976 state population estimates (Bureau of Census) to arrive at the estimates shown.</p>
<p>2. State Postsecondary Education Student Enrollments</p>	<p>High School Graduates: National Center for Education Statistics</p> <p>Office of Civil Rights (OCR) 1974 Higher Education Civil Rights Survey</p> <p>National Center for Education Statistics (NCES) 1975 Residency & Migration Survey</p> <p>1975 Opening Fall Enrollment Survey (OFE)</p> <p>1976 Opening Fall Enrollment Survey (OFE)</p>	<p>The data on high school graduations were obtained from published statistics.</p> <p>All figures are in terms of FTE except for the Residency-In/Out of State data which are in terms of headcount. 1 FTE = 1 full time student or 2 part-time students.</p> <p>The data on Ethnic Status were estimated by obtaining a percentage distribution of FTE enrollments by ethnic status from the 1974 OCR survey. These percentages were then applied to the 1976 FTE total enrollment (obtained from the NCES 1976 OFE survey) to obtain the distribution shown.</p> <p>The data on enrollments by sex were obtained from the NCES 1976 OFE Survey.</p> <p>The data on institutional sector were obtained from the NCES 1976 OFE survey.</p> <p>The data on student level were estimated by obtaining a percentage distribution from the NCES 1975 OFE survey and applied to the total obtained from the 1976 OFE survey. (The 1976 OFE survey did not collect data by the lower/upper division, graduate, professional categories, thus the 1975 data were utilized).</p>

DESCRIPTIVE PROFILES - SECTION/TITLE	DATA SOURCE	COMMENTS
H. Counts of State Populations, Students, etc. (Continued) 2. State Postsecondary Education Student Enrollments (Continued)		The graduate category combines graduate and professional students. The Residency-In-State/Out-of-State data were obtained directly from the NCES 1975 Residency and Migration Survey. The data shown are in terms of head count and pertain to 1975.
3. Interstate Migration of Students	National Center for Education Statistics 1975 Residency and Migration Survey	All the data shown are from the NCES 1975 Residency and Migration Survey and pertain to 1975; these data are in terms of or based on headcount data.
I. State and Federal Financing of Education 1. State Expenditure on Postsecondary Education Student Assistance	Bureau of the Census (governmental statistics program) MASSGP - Supplemental Survey	The data on state expenditures on education and state expenditures on state institutions of higher education were taken from the census data. The data on state expenditures or student financial assistance were taken from the MASSGP survey and pertain only to those programs that are specifically listed on the profile. (In many instances the data were not given for all the years.)
2. Gross Costs to Students Attending School by Postsecondary Education Sectors	MASSGP Supplemental Survey	
3. Levels of Federal and State Program Funding by Institutional Sector	Office of Planning and Budget Evaluation of OE/HEW Higher Education Data Base: FY 1967 to FY 1975 (Preliminary release) MASSGP Supplemental Survey	
4. Relative Importance of Federal and State Program Funding by Sector	Office of Planning and Budget Evaluation of OE/HEW Higher Education Data Base: FY 1967 to FY 1975 (Preliminary release) MASSGP Supplemental Survey	The data pertaining to the federal programs (BEOG, SEOG, CW-S, NDSL) pertain to FY 1974, the last year available for all sources. The data pertaining to state programs are for FY 1976 (taken from the MASSGP survey).