

DOCUMENT RESUME

ED 144 471

HE 009 258

**TITLE** College and University Admissions and Enrollment, New York State, Fall 1975.

**INSTITUTION** New York State Education Dept., Albany. Information Center on Education.

**PUB DATE** [75]

**NOTE** 33p.

**AVAILABLE FROM** The University of the State of New York, The State Education Department, Information Center on Education, Albany, New York 12234

**EDRS PRICE** MF-\$0.83 HC-\$2.06 Plus Postage.

**DESCRIPTORS** College Bound Students; College Majors; Credit Courses; Degrees (Titles); \*Enrollment Trends; Females; \*Graduate Students; \*Higher Education; Males; Private Colleges; Professional Education; State Colleges; \*State Surveys; State Universities; \*Statistical Data; Tables (Data); \*Undergraduate Students

**IDENTIFIERS** College Characteristics; \*New York.

**ABSTRACT**

Tabular data are presented for degree-program institutions authorized by the New York State Board of Regents to grant degrees on a program basis. Public and nonpublic institutions are included. The tables cover: trends in degree-credit enrollment; percent distribution of degree-credit enrollment by levels of study; first-time student degree-credit enrollment by type of institution; degree- and nondegree-credit enrollment by level of study and institutional classification, and by institution; undergraduate degree-credit enrollment by institution classification and year of study; organized occupational degree-credit enrollment by major program area, year of study, attendance status, and sex of student; undergraduate-upper division degree-credit enrollment by major subject area, year of study, attendance status, and sex of student; first-professional degree-credit enrollment by subject area; graduate degree-credit enrollment by major subject area; trends in degree-credit enrollment by major subject area and level of study, 1973 to 1975; degree-credit unclassified enrollment by institutional classification and level of study; trends in undergraduate admissions, first-professional, and graduate admissions, 1973 to 1975; and undergraduate, graduate, and first-professional applications, 1975. (LBH)

\*\*\*\*\*  
 \* Documents acquired by ERIC include many informal unpublished \*  
 \* materials not available from other sources. ERIC makes every effort \*  
 \* to obtain the best copy available. Nevertheless, items of marginal \*  
 \* reproducibility are often encountered and this affects the quality \*  
 \* of the microfiche and hardcopy reproductions ERIC makes available \*  
 \* via the ERIC Document Reproduction Service (EDRS). EDRS is not \*  
 \* responsible for the quality of the original document. Reproductions \*  
 \* supplied by EDRS are the best that can be made from the original. \*  
 \*\*\*\*\*

DOCUMENT RESUME

ED 146 471

HE 009 258

**TITLE** College and University Admissions and Enrollment, New York State, Fall 1975.

**INSTITUTION** New York State Education Dept., Albany. Information Center on Education.

**PUB DATE** [75]

**NOTE** 33p.

**AVAILABLE FROM** The University of the State of New York, The State Education Department, Information Center on Education, Albany, New York 12234

**EDRS PRICE** MF-\$0.83 HC-\$2.06 Plus Postage.

**DESCRIPTORS** College Bound Students; College Majors; Credit Courses; Degrees (Titles); \*Enrollment Trends; Females; \*Graduate Students; \*Higher Education; Males; Private Colleges; Professional Education; State Colleges; \*State Surveys; State Universities; \*Statistical Data; Tables (Data); \*Undergraduate Students

**IDENTIFIERS** College Characteristics; \*New York.

**ABSTRACT**

Tabular data are presented for degree-program institutions authorized by the New York State Board of Regents to grant degrees on a program basis. Public and nonpublic institutions are included. The tables cover: trends in degree-credit enrollment; percent distribution of degree-credit enrollment by levels of study; first-time student degree-credit enrollment by type of institution; degree- and nondegree-credit enrollment by level of study and institutional classification, and by institution; undergraduate degree-credit enrollment by institution classification and year of study; organized occupational degree-credit enrollment by major program area, year of study, attendance status, and sex of student; undergraduate-upper division degree-credit enrollment by major subject area, year of study, attendance status, and sex of student; first-professional degree-credit enrollment by subject area; graduate degree-credit enrollment by major subject area; trends in degree-credit enrollment by major subject area and level of study, 1973 to 1975; degree-credit unclassified enrollment by institutional classification and level of study; trends in undergraduate admissions, first-professional, and graduate admissions, 1973 to 1975; and undergraduate, graduate, and first-professional applications, 1975. (LBH)

\*\*\*\*\*  
 \* Documents acquired by ERIC include many informal unpublished \*  
 \* materials not available from other sources. ERIC makes every effort \*  
 \* to obtain the best copy available. Nevertheless, items of marginal \*  
 \* reproducibility are often encountered and this affects the quality \*  
 \* of the microfiche and hardcopy reproductions ERIC makes available \*  
 \* via the ERIC Document Reproduction Service (EDRS). EDRS is not \*  
 \* responsible for the quality of the original document. Reproductions \*  
 \* supplied by EDRS are the best that can be made from the original. \*  
 \*\*\*\*\*

ED144471

*College and  
University  
Admissions and  
Enrollment*

*New York State*

*Fall 1975*

U.S. DEPARTMENT OF HEALTH  
EDUCATION & WELFARE  
NATIONAL INSTITUTE OF  
EDUCATION

THIS DOCUMENT HAS BEEN REPRODUCED EXACTLY AS RECEIVED FROM THE PERSON OR ORGANIZATION ORIGINATING IT. POINTS OF VIEW OR OPINIONS STATED DO NOT NECESSARILY REPRESENT OFFICIAL NATIONAL INSTITUTE OF EDUCATION POSITION OR POLICY.



The University of the State of New York / THE STATE EDUCATION DEPARTMENT  
Information Center on Education / Albany, New York 12234

85E009258

INSTITUTIONAL CHANGES FROM FALL 1974 TO FALL 1975

(Concluded)

5. There has been a change in classification for these institutions:

Long Island University - Brooklyn College of Pharmacy was classified as a "University" in 1974 and a "Health Sciences Center" in 1975.  
Cornell University - Medical College was classified as "Multiversity" in 1974 and a "Health Sciences Center" in 1975.  
Nyack College was classified as "Seminaries and Religious Training" in 1974 and a "College" in 1975.

6. The name of Auburn Community College was changed to Cayuga Community College.

## INSTITUTIONAL CHANGES FROM FALL 1974 TO FALL 1975

1. The publication now includes data for degree-program institutions authorized by the Regents to grant degrees on a program basis. The following institutions are included in two-year nonpublic totals:

- Adelphi Business School of Mineola
- Albany Business College
- American Academy of Dramatic Arts
- Berkeley-Claremont School (Hicksville)
- Berkeley-Claremont School (New York)
- Berkeley School (White Plains)
- Bryant and Stratton Business Institute (Buffalo)
- Bryant and Stratton Business Institute (Rochester)
- Central City Business Institute
- Collegiate Institute (The)
- Institute of Design and Construction
- Interboro Institute
- Jamestown Business College
- Katharine Gibbs School (New York City)
- Laboratory Institute of Merchandising
- Monroe Business Institute
- New York Institute of Finance
- Olean Business Institute
- Powelson Business Institute
- Taylor Business Institute
- Technical Career Institutes
- Tobe-Coburn School for Fashion Careers
- Utica School of Commerce
- Wood School (The)

The School of Visual Arts is included in Nonpublic, "Colleges".

2. Effective July 1975, the jurisdiction over the community colleges in New York City was transferred from State University to the New York City Board of Higher Education. Therefore, fall 1974 enrollment data for these colleges were included under State University and fall 1975 enrollment data are under City University.
3. The following institutions were added in fall 1975:

- Seminary of the Immaculate Conception of the Diocese of Rockville Centre (Nonpublic, "Seminaries and Religious Training")
- Boriqua College (Nonpublic, "Two-year Colleges")
- Pace University - White Plains (Nonpublic, "College complex")

4. The following institutions were deleted in fall 1975:

- Finch College (Nonpublic, "College")
- Verrazzano College (Nonpublic, "College")
- Woodstock College (Nonpublic, "Seminaries and Religious Training")
- Auburn Theological Seminary (Nonpublic, "Seminaries and Religious Training")
- LaSalette Seminary (Nonpublic, "Two-year Colleges")
- College of White Plains (Nonpublic, "College") see item 3.

LIST OF TABLES

| <u>Table</u> |  | <u>Page</u> |
|--------------|--|-------------|
| 1            | Trends in Degree Credit Enrollment in Public and Nonpublic Institutions of Higher Education by Institutional Classification, New York State, Fall 1965 to Fall 1975                                | 1           |
| 2            | Percent Distribution of Degree Credit Enrollment in Institutions of Higher Education by Level of Study, New York State, Fall 1975  | 3           |
| 3            | First-time Student Degree Credit Enrollment in Institutions of Higher Education by Type of Institution, New York State, Fall 1975  | 3           |
| 4            | Degree and Nondegree Credit Enrollment in Institutions of Higher Education by Level of Study and Institutional Classification; New York State, Fall 1975   | 5           |
| 5            | Degree and Nondegree Credit Enrollment in Institutions of Higher Education by Level of Study and Institution, New York State, Fall 1975  | 6           |
| 6            | Undergraduate Degree Credit Enrollment in Institutions of Higher Education by Institutional Classification and Year of Study, New York State, Fall 1975  | 12          |
| 7            | Organized Occupational Degree Credit Enrollment by Major Program Area, Year of Study, and Attendance Status, New York State, Fall 1975   | 13          |
| 8            | Organized Occupational Degree Credit Enrollment by Major Program Area, Year of Study, and Sex of Student, New York State, Fall 1975  | 14          |
| 9            | Undergraduate - Upper Division Degree Credit Enrollment in Institutions of Higher Education by Major Subject Area, Year of Study, Attendance Status, and Sex of Student, New York State, Fall 1975 | 15          |
| 10           | First-professional Degree Credit Enrollment in Institutions of Higher Education by Subject Area, New York State, Fall 1975   | 16          |
| 11           | Graduate Degree Credit Enrollment in Institutions of Higher Education by Major Subject Area, New York State, Fall 1975   | 17          |

Table

Page

|    |  |    |
|----|--|----|
| 12 | Trends in Degree Credit Enrollment in Institutions of Higher Education by Major Subject Area and Level of Study, New York State, Fall 1973 to Fall 1975              | 18 |
| 13 | Degree Credit Unclassified Enrollment in Institutions of Higher Education by Institutional Classification and Level of Study, New York State, Fall 1975              | 19 |
| 14 | Trends in <u>Undergraduate</u> Admissions by Type of Institution and Admissions Status, New York State, Fall 1973 to Fall 1975                                       | 20 |
| 15 | Trends in <u>First-professional and Graduate</u> Admissions by Type of Institution and Admissions Status, New York State, Fall 1973 to Fall 1975                     | 21 |
| 16 | <u>Undergraduate</u> Applications, Received, Accepted, and Full-time Students Actually Enrolled in Class, by Institutional Classification; New York State, Fall 1975 | 22 |
| 17 | <u>Graduate and First-professional</u> Applications Received and Accepted for Full- and Part-time Study by Institutional Classification, New York State, Fall 1975   | 23 |

FIGURES

|   |   |   |
|---|---|---|
| 1 | Trends in Degree Credit Enrollment in Institutions of Higher Education, New York State, Fall 1965 to Fall 1975                | 2 |
| 2 | Percent Distribution of Degree and Nondegree Credit Enrollment in Institutions of Higher Education, New York State, Fall 1975 | 4 |



TABLE 1

TRENDS IN DEGREE CREDIT ENROLLMENT IN PUBLIC AND NONPUBLIC INSTITUTIONS  
OF HIGHER EDUCATION BY INSTITUTIONAL CLASSIFICATION

NEW YORK STATE

FALL 1965 TO FALL 1975

| Institutional Classification | 1965    | 1970    | Percent Increase<br>1965 to 1970 | 1973 <sup>a/</sup> | 1974    | 1975 <sup>b/</sup> | Percent Increase<br>1965 to 1975 |
|------------------------------|---------|---------|----------------------------------|--------------------|---------|--------------------|----------------------------------|
| State                        | 568,913 | 764,159 | 34.3%                            | 882,453            | 924,229 | 994,578            | 74.8%                            |
| Public                       | 279,031 | 450,155 | 61.3                             | 551,280            | 578,198 | 608,388            | 118.0                            |
| Nonpublic                    | 289,882 | 314,004 | 8.3                              | 331,173            | 346,031 | 386,190            | 33.2                             |
| Four-year or more            | 463,778 | 567,488 | 22.4                             | 642,007            | 668,593 | 701,687            | 51.3                             |
| Two-year                     | 105,135 | 196,671 | 87.1                             | 240,446            | 255,636 | 292,891            | 178.6                            |
| Public Two-year              | 97,955  | 188,918 | 92.9                             | 232,822            | 248,159 | 271,374            | 177.0                            |
| Public Four-year or more     | 181,076 | 261,237 | 44.3                             | 318,458            | 330,039 | 337,014            | 86.1                             |
| Nonpublic Two-year           | 7,180   | 7,753   | 8.0                              | 7,624              | 7,477   | 21,517             | 199.7                            |
| Nonpublic Four-year or more  | 282,702 | 306,251 | 8.3                              | 323,549            | 338,554 | 364,673            | 29.0                             |
| SUNY Four-year or more       | 75,966  | 132,235 | 74.1                             | 152,077            | 161,449 | 171,570            | 125.9                            |
| CUNY Four-year or more       | 105,110 | 129,002 | 22.7                             | 163,190            | 168,590 | 165,444            | 57.4                             |

<sup>a/</sup>The public four-year or more total for 1973 is greater than the sum of the CUNY and SUNY data since it included the Regents External Degree Program.

<sup>b/</sup>Students enrolled in degree program institutions authorized by the Regents to grant degrees on a program basis are included in two-year nonpublic with the exception of School of Visual Arts which is included in nonpublic four-year or more.



**Figure 1**  
**TRENDS IN DEGREE CREDIT ENROLLMENT**  
**IN INSTITUTIONS OF HIGHER EDUCATION**  
**NEW YORK STATE**  
**FALL 1965 to FALL 1975**

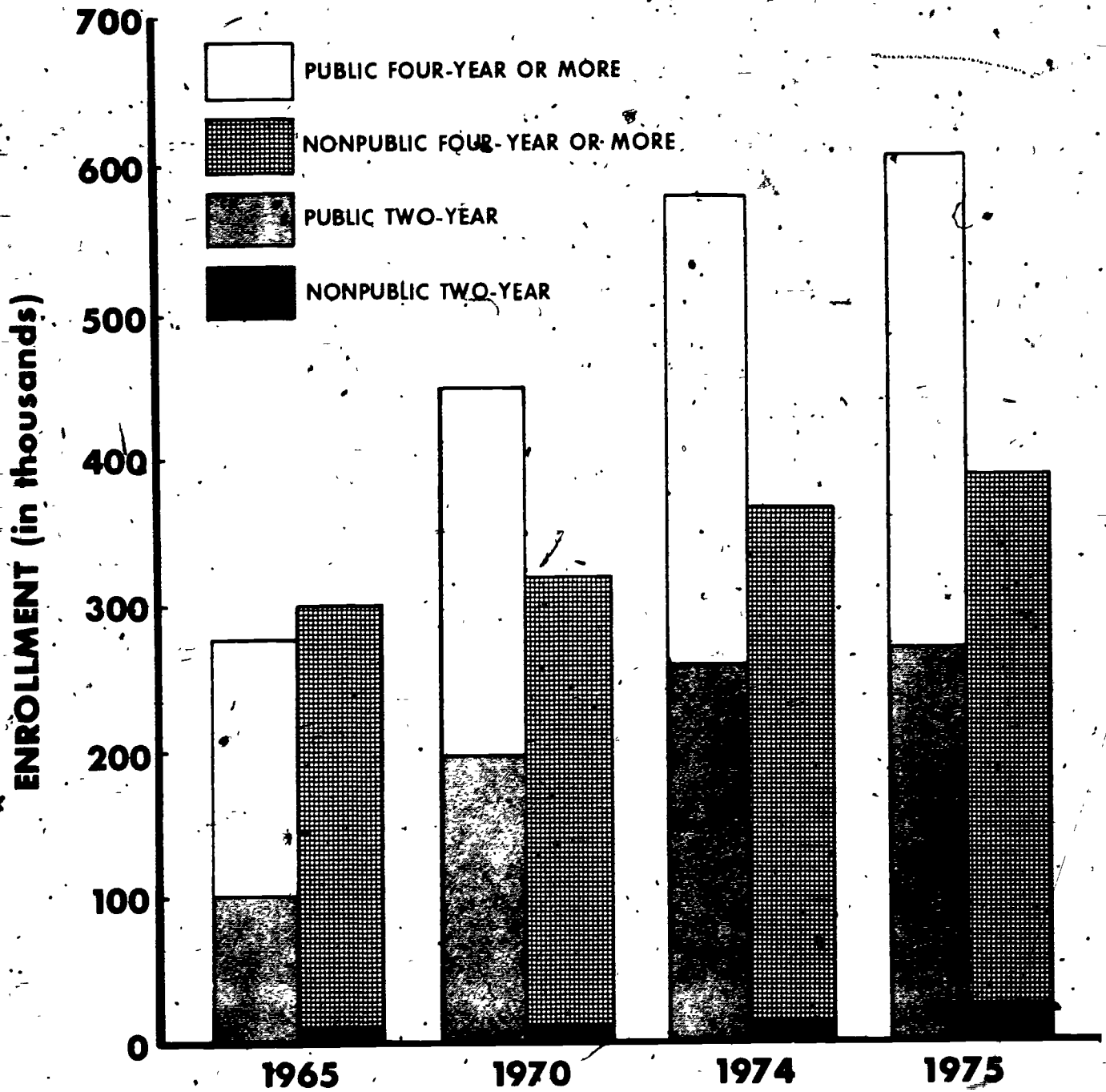


TABLE 2  
 PERCENT DISTRIBUTION OF DEGREE CREDIT ENROLLMENT  
 IN INSTITUTIONS OF HIGHER EDUCATION BY LEVEL OF STUDY,  
 NEW YORK STATE  
 FALL 1975

| Level of Study     | Percent Distribution of Total Degree Credit Enrollment |           |           |           |           |           |             |
|--------------------|--|-----------|-----------|-----------|-----------|-----------|-------------|
|                    | Public   |           | Nonpublic |           | Total     |           | Grand Total |
|                    | Full-time  | Part-time | Full-time | Part-time | Full-time | Part-time |             |
| Undergraduate      | 34.9%  | 19.3%     | 20.3%     | 6.5%      | 55.2%     | 25.8%     | 81.0%       |
| First-professional | 0.4  | 0.0       | 1.3       | 0.2       | 1.7       | 0.2       | 1.9         |
| Graduate           | 1.7  | 4.8       | 3.0       | 7.6       | 4.7       | 12.4      | 17.1        |
| TOTAL              | 37.0%  | 24.1%     | 24.6%     | 14.3%     | 61.6%     | 38.4%     | 100.0%      |

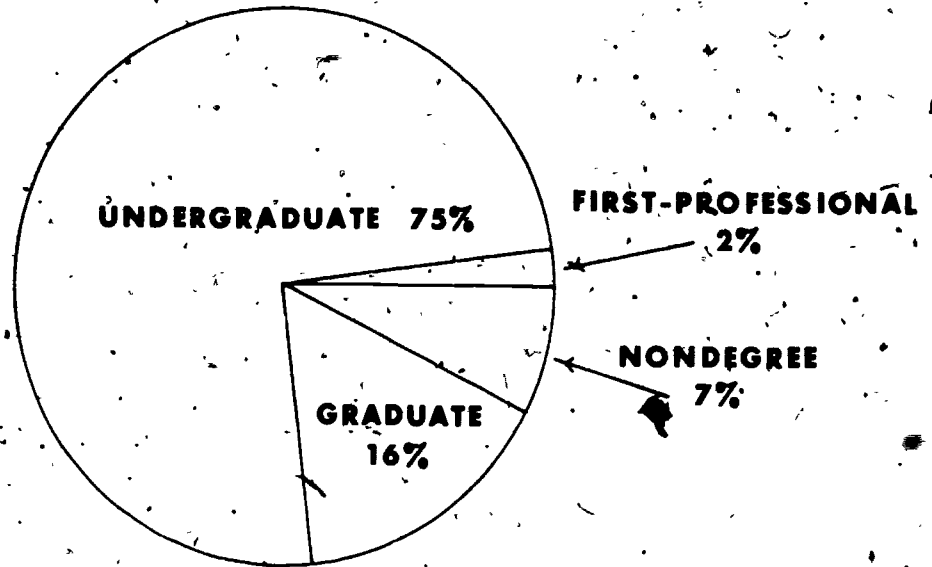
NOTE: -Includes organized occupational, extension, and unclassified students.

TABLE 3  
 FIRST-TIME STUDENT DEGREE CREDIT ENROLLMENT  
 IN INSTITUTIONS OF HIGHER EDUCATION BY TYPE OF INSTITUTION  
 NEW YORK STATE  
 FALL 1975

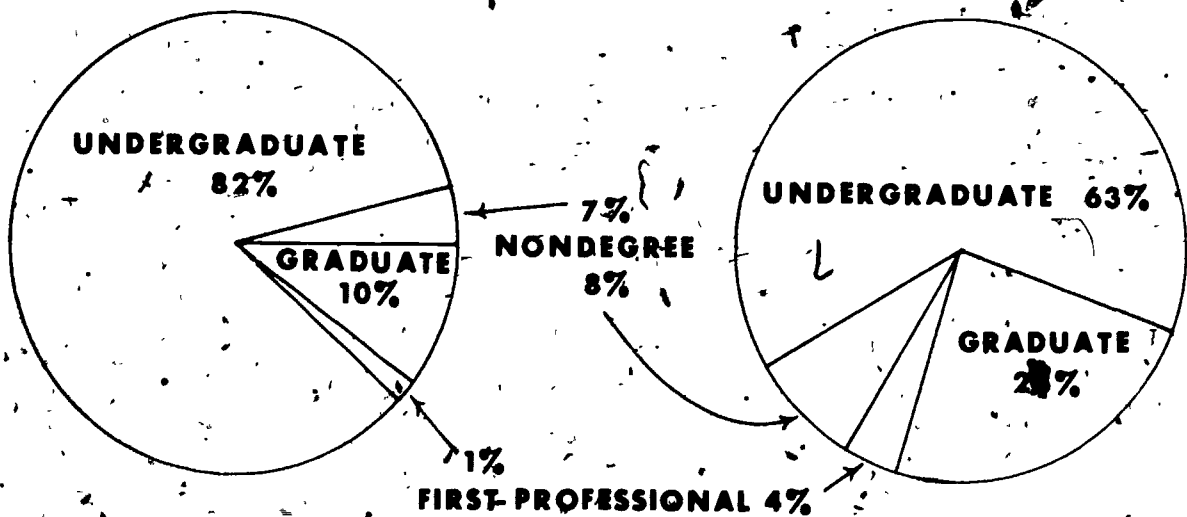
| Type of Institution          | Two-year Institutions |           |         | Four-year Institutions |           |         |
|------------------------------|-----------------------|-----------|---------|------------------------|-----------|---------|
|                              | Full-time             | Part-time | Total   | Full-time              | Part-time | Total   |
| State University of New York | 48,330                | 25,362    | 73,692  | 23,568                 | 2,379     | 25,947  |
| City University of New York  | 13,680                | 5,091     | 18,771  | 16,993                 | 4,586     | 21,579  |
| Nonpublic                    | 9,348                 | 2,260     | 11,608  | 45,805                 | 9,055     | 54,860  |
| TOTAL                        | 71,358                | 32,713    | 104,071 | 86,366                 | 16,020    | 102,386 |

Figure 2

**PERCENT DISTRIBUTION OF DEGREE AND NONDEGREE CREDIT ENROLLMENT IN INSTITUTIONS OF HIGHER EDUCATION  
NEW YORK STATE  
FALL 1975**



**TOTAL STATE ENROLLMENT**



**PUBLIC**

**NONPUBLIC**

TABLE 4  
DEGREE AND NONDEGREE CREDIT ENROLLMENT IN INSTITUTIONS OF HIGHER EDUCATION  
BY LEVEL OF STUDY AND INSTITUTIONAL CLASSIFICATION

NEW YORK STATE

FALL 1975

| Institutional Classification <sup>a/</sup> | Degree Credit Enrollment <sup>b/</sup> |           |                    |           |           |           |           |           | Nondegree Credit | Total Degree and Nondegree Credit |
|--|--|-----------|--------------------|-----------|-----------|-----------|-----------|-----------|------------------|-----------------------------------|
|  | Undergraduate                          |           | First-professional |           | Graduate  |           | Total     |           |                  |                                   |
|  | Full-time                              | Part-time | Full-time          | Part-time | Full-time | Part-time | Full-time | Part-time |                  |                                   |
| TOTAL STATE                                | 549,174                                | 256,286   | 17,197             | 1,638     | 46,675    | 123,608   | 613,046   | 381,532   | 82,175           | 1,076,753                         |
| TOTAL PUBLIC                               | 347,835                                | 192,184   | 3,693              | 19        | 16,490    | 48,167    | 368,018   | 240,370   | 48,804           | 657,192                           |
| TOTAL STATE UNIVERSITY                     | 215,792                                | 100,393   | 3,693              | 19        | 11,975    | 25,742    | 231,460   | 126,154   | 36,847           | 394,461                           |
| University centers                         | 38,622                                 | 6,792     | 839                | --        | 7,728     | 10,602    | 46,589    | 17,394    | 3,808            | 67,791                            |
| University colleges                        | 62,809                                 | 10,707    | --                 | --        | 2,168     | 14,146    | 64,977    | 24,853    | 6,221            | 96,051                            |
| Health sciences centers                    | 2,451                                  | 215       | 2,474              | --        | 978       | 625       | 5,903     | 840       | --               | 6,743                             |
| Specialized colleges                       | 2,627                                  | 245       | 106                | 19        | 253       | 362       | 2,996     | 626       | 1,120            | 4,742                             |
| Statutory colleges                         | 5,125                                  | 548       | 274                | --        | 1,438     | 7         | 6,833     | 555       | --               | 7,392                             |
| TWO-YEAR COLLEGES                          | 104,758                                | 81,886    | --                 | --        | --        | --        | 104,158   | 81,886    | 25,698           | 211,742                           |
| Agricultural and technical                 | 21,097                                 | 8,332     | --                 | --        | --        | --        | 21,097    | 8,332     | 1,735            | 31,164                            |
| Community colleges                         | 83,061                                 | 73,554    | --                 | --        | --        | --        | 83,061    | 73,554    | 23,963           | 180,578                           |
| TOTAL CITY UNIVERSITY                      | 132,043                                | 91,791    | --                 | --        | 4,515     | 22,425    | 136,558   | 114,686   | 11,957           | 262,731                           |
| Graduate center                            | --                                     | --        | --                 | --        | 1,974     | 900       | 1,974     | 900       | --               | 2,874                             |
| Senior colleges                            | 87,558                                 | 50,954    | --                 | --        | 2,541     | 21,525    | 90,091    | 72,479    | 6,574            | 169,144                           |
| Community colleges <sup>c/</sup>           | 44,485                                 | 40,837    | --                 | --        | --        | --        | 44,493    | 40,837    | 5,383            | 90,713                            |
| TOTAL NONPUBLIC                            | 201,339                                | 64,102    | 13,504             | 1,619     | 30,185    | 75,441    | 245,028   | 141,162   | 33,371           | 419,561                           |
| Multiversities                             | 32,966                                 | 7,425     | 5,520              | 54        | 17,315    | 22,314    | 55,801    | 29,793    | 17,336           | 102,930                           |
| Universities                               | 32,680                                 | 9,666     | 2,613              | 851       | 4,419     | 26,482    | 39,712    | 36,999    | 5,128            | 81,839                            |
| College complexes                          | 50,608                                 | 14,889    | --                 | --        | 2,215     | 12,164    | 52,823    | 27,053    | 4,892            | 84,768                            |
| Colleges                                   | 39,882                                 | 14,701    | --                 | --        | 192       | 3,493     | 31,074    | 18,284    | 993              | 50,351                            |
| Engineering and technical                  | 32,138                                 | 10,685    | --                 | --        | 2,390     | 4,976     | 34,529    | 15,661    | 1,958            | 52,147                            |
| Specialized colleges                       | 2,595                                  | 2,137     | 2,057              | 658       | 2,678     | 5,198     | 7,330     | 7,993     | 867              | 16,190                            |
| Health sciences centers                    | 1,721                                  | 20        | 2,229              | --        | 353       | 203       | 4,303     | 223       | 320              | 4,846                             |
| Seminaries and religious training          | 463                                    | 238       | 1,085              | 56        | 623       | 611       | 2,191     | 905       | 446              | 3,542                             |
| TWO-YEAR COLLEGES <sup>c/</sup>            | 17,266                                 | 4,251     | --                 | --        | --        | --        | 17,266    | 4,251     | 1,431            | 22,948                            |
| TOTAL FOUR-YEAR OR MORE                    | 383,257                                | 129,312   | 17,197             | 1,638     | 46,675    | 123,608   | 447,129   | 254,858   | 49,663           | 751,350                           |
| TOTAL TWO-YEAR                             | 165,917                                | 126,974   | --                 | --        | --        | --        | 165,917   | 126,974   | 32,512           | 325,403                           |

<sup>a/</sup> Students enrolled in degree program institutions authorized by the Regents to grant degrees on a program basis are included in two-year nonpublic with the exception of School of Visual Arts which is included in nonpublic colleges.

<sup>b/</sup> Includes extension, organized occupational, and unclassified students.

<sup>c/</sup> Effective July 1975, the jurisdiction over the community colleges in New York City was transferred from State University to the New York City Board of Higher Education.

DEGREE AND NONDEGREE CREDIT ENROLLMENT IN INSTITUTIONS OF HIGHER EDUCATION  
BY LEVEL OF STUDY AND INSTITUTION

NEW YORK STATE

FALL 1975\*

| Institution  | Degree Credit Enrollment, Fall 1975 |               |                        |               |               |               |               |               | Nondegree<br>Credit | Total<br>Degree and<br>Nondegree<br>Credit |
|--|-------------------------------------|---------------|------------------------|---------------|---------------|---------------|---------------|---------------|---------------------|--|
|  | Undergraduate                       |               | First-<br>professional |               | Graduate      |               | Total         |               |                     |  |
|  | Full-<br>time                       | Part-<br>time | Full-<br>time          | Part-<br>time | Full-<br>time | Part-<br>time | Full-<br>time | Part-<br>time |                     |  |
| <b>NONPUBLIC FOUR-YEAR OR MORE</b>                                 |                                     |               |                        |               |               |               |               |               |                     |  |
| Adelphi University   | 4,003                               | 1,627         | --                     | --            | 739           | 3,849         | 4,742         | 5,476         | 581                 | 10,799                                     |
| Albany College of Pharmacy   | 583                                 | 3             | --                     | --            | --            | --            | 583           | 3             | --                  | 586  |
| Albany Law School (The)  | --                                  | --            | 725                    | --            | --            | --            | 725           | --            | --                  | 725  |
| Albany Medical College   | --                                  | --            | 445                    | --            | 49            | 10            | 494           | 10            | --                  | 504  |
| Alfred University  | 1,438                               | 104           | --                     | --            | 55            | 98            | 1,493         | 202           | --                  | 1,695                                      |
| Bank Street College of Education (The)                             | --                                  | 174           | --                     | --            | 196           | 1,046         | 196           | 1,220         | 99                  | 1,515                                      |
| Bard College   | 608                                 | 33            | --                     | --            | --            | --            | 608           | 33            | --                  | 641  |
| Barnard College  | 1,903                               | 23            | --                     | --            | --            | --            | 1,903         | 23            | --                  | 1,926                                      |
| Briarcliff College   | 301                                 | 63            | --                     | --            | --            | --            | 301           | 63            | --                  | 364  |
| Brooklyn Law School  | --                                  | --            | 736                    | 290           | --            | --            | 736           | 290           | --                  | 1,026                                      |
| Canisius College of Buffalo  | 2,478                               | 677           | --                     | --            | 63            | 1,086         | 2,541         | 1,733         | --                  | 4,274                                      |
| Cathedral College  | 228                                 | 4             | --                     | --            | --            | --            | 228           | 4             | --                  | 232  |
| Christ the King Seminary   | --                                  | --            | 81                     | 7             | 35            | 19            | 116           | 26            | --                  | 142  |
| Clarkson College of Technology                                     | 2,655                               | 20            | --                     | --            | 220           | 81            | 2,875         | 101           | --                  | 2,976                                      |
| Colgate Rochester-Bexley Hall-Crozer<br>Divinity School            | --                                  | --            | 87                     | 9             | 24            | 60            | 111           | 69            | --                  | 180  |
| Colgate University   | 2,424                               | 17            | --                     | --            | 67            | 6             | 2,491         | 23            | --                  | 2,514                                      |
| College of Insurance (The)   | 287                                 | 1,182         | --                     | --            | 14            | 75            | 301           | 1,257         | 628                 | 2,186                                      |
| College of Mount Saint Vincent                                     | 755                                 | 351           | --                     | --            | --            | --            | 755           | 351           | --                  | 1,106                                      |
| College of New Rochelle (The)                                      | 1,343                               | 551           | --                     | --            | 32            | 1,033         | 1,375         | 1,584         | --                  | 2,959                                      |
| College of Pharmaceutical Sciences                                 | 89                                  | 3             | --                     | --            | --            | 80            | 89            | 83            | --                  | 172  |
| College of Saint Rose (The)  | 865                                 | 285           | --                     | --            | 88            | 782           | 953           | 1,007         | --                  | 2,020                                      |
| Columbia University  | 4,504                               | 986           | 1,682                  | 3             | 6,054         | 2,438         | 2,240         | 3,427         | 305                 | 15,972                                     |
| Concordia College  | 476                                 | 109           | --                     | --            | --            | --            | 476           | 109           | 52                  | 637  |
| Cooper Union for the Advancement of<br>Science and Art             | 89                                  | 15            | --                     | --            | --            | --            | 900           | 15            | 712                 | 1,627                                      |
| Cornell University   | 7,204                               | 407           | 910                    | --            | 2,668         | 293           | 10,782        | 700           | --                  | 11,482                                     |
| Endowed Colleges   | 7,000                               | 393           | 493                    | --            | 2,553         | 293           | 10,046        | 686           | --                  | 10,732                                     |
| Medical College  | 204                                 | 14            | 417                    | --            | 115           | --            | 736           | 14            | --                  | 750  |
| Dominican College of Blauvelt                                      | 506                                 | 573           | --                     | --            | --            | --            | 506           | 573           | --                  | 1,079                                      |
| Dowling College  | 1,413                               | 541           | --                     | --            | 4             | 104           | 1,417         | 645           | --                  | 2,062                                      |
| D'Youville College   | 878                                 | 220           | --                     | --            | --            | --            | 878           | 220           | --                  | 1,098                                      |
| Eisenhower College   | 471                                 | 19            | --                     | --            | --            | --            | 471           | 19            | --                  | 490  |
| Elmira College (The)   | 1,098                               | 1,445         | --                     | --            | 20            | 833           | 1,118         | 2,278         | --                  | 3,396                                      |
| Fordham University   | 6,609                               | 1,789         | 654                    | 457           | 739           | 4,018         | 8,002         | 6,264         | --                  | 14,266                                     |
| Friends World College  | 228                                 | 3             | --                     | --            | --            | --            | 228           | 3             | --                  | 231  |
| General Theological Seminary of the<br>Protestant Episcopal Church | --                                  | --            | 111                    | --            | 41            | 60            | 152           | 60            | --                  | 212  |
| George Mercer Junior Memorial School<br>of Theology                | --                                  | 26            | --                     | --            | 45            | --            | 45            | 26            | --                  | 71   |
| Hamilton College   | 994                                 | 2             | --                     | --            | --            | --            | 994           | 2             | --                  | 996  |
| Hartwick College   | 1,658                               | 64            | --                     | --            | --            | --            | 1,658         | 64            | --                  | 1,722                                      |
| Hebrew Union College   | 38                                  | 71            | 25                     | --            | 38            | 120           | 101           | 191           | --                  | 292  |
| Hobart and William Smith Colleges                                  | 1,784                               | 14            | --                     | --            | --            | --            | 1,784         | 14            | --                  | 1,798                                      |
| Hofstra University   | 4,481                               | 1,232         | 694                    | --            | 477           | 3,815         | 5,652         | 5,047         | 2,687               | 13,386                                     |
| Holy Trinity Orthodox Seminary                                     | 40                                  | --            | --                     | --            | --            | --            | 40            | --            | --                  | 40   |

TABLE 5  
(Continued)

| Institution                               | Degree Credit Enrollment, Fall 1975 |           |                    |           |           |           |           |           | Nondegree Credit | Total Degree and Nondegree Credit |
|---|-------------------------------------|-----------|--------------------|-----------|-----------|-----------|-----------|-----------|------------------|-----------------------------------|
|   | Undergraduate                       |           | First-professional |           | Graduate  |           | Total     |           |                  |                                   |
|   | Full-time                           | Part-time | Full-time          | Part-time | Full-time | Part-time | Full-time | Part-time |                  |                                   |
| Houghton College                          | 1,215                               | 45        | --                 | --        | --        | --        | 1,215     | 45        | 8                | 1,268                             |
| Immaculate Conception Seminary at Troy    | 22                                  | --        | --                 | --        | --        | --        | 22        | --        | --               | 22                                |
| Iona College                              | 2,813                               | 780       | --                 | --        | 67        | 1,248     | 2,880     | 2,028     | 82               | 4,990                             |
| Ithaca College                            | 4,244                               | 187       | --                 | --        | 67        | 108       | 4,311     | 295       | --               | 4,606                             |
| Jewish Theological Seminary of America    | 131                                 | 34        | 33                 | --        | 178       | 90        | 342       | 124       | 126              | 592                               |
| Julliard School (The)                     | 634                                 | 359       | --                 | --        | 148       | 58        | 782       | 417       | --               | 1,199                             |
| Keuka College                             | 585                                 | 17        | --                 | --        | --        | --        | 585       | 17        | 12               | 614                               |
| King's College                            | 741                                 | 15        | --                 | --        | --        | --        | 741       | 15        | --               | 756                               |
| Kirkland College                          | 648                                 | 18        | --                 | --        | --        | --        | 648       | 18        | --               | 666                               |
| Ladycliff College                         | 451                                 | 58        | --                 | --        | --        | --        | 451       | 58        | --               | 509                               |
| LeMoyne College                           | 1,699                               | 219       | --                 | --        | --        | --        | 1,699     | 219       | --               | 1,918                             |
| Long Island University                    | 9,820                               | 3,657     | --                 | --        | 1,176     | 9,744     | 10,996    | 13,401    | 1,860            | 26,257                            |
| Brooklyn Center                           | 2,035                               | 1,368     | --                 | 7         | 482       | 2,910     | 2,517     | 4,278     | 185              | 6,980                             |
| Brooklyn College of Pharmacy              | 845                                 | --        | --                 | --        | 20        | 78        | 865       | 78        | --               | 943                               |
| C. W. Post College                        | 5,881                               | 2,054     | --                 | --        | 673       | 6,552     | 6,554     | 8,606     | 1,675            | 16,835                            |
| Southampton College                       | 1,059                               | 235       | --                 | --        | 1         | 204       | 1,060     | 439       | --               | 1,499                             |
| Manhattan College                         | 3,176                               | 576       | --                 | --        | 67        | 771       | 3,243     | 1,347     | --               | 4,590                             |
| Manhattan School of Music                 | 530                                 | 180       | --                 | --        | 155       | 75        | 685       | 255       | 30               | 970                               |
| Manhattanville College                    | 922                                 | 280       | --                 | --        | 42        | 555       | 964       | 835       | 512              | 2,311                             |
| Mannes College of Music (The)             | 188                                 | 83        | --                 | --        | --        | --        | 188       | 83        | 104              | 375                               |
| Mary College                              | 1,433                               | 421       | --                 | --        | 21        | 296       | 1,454     | 717       | --               | 2,171                             |
| Maryroll Seminary                         | --                                  | --        | 60                 | --        | 18        | 42        | 78        | 42        | 47               | 167                               |
| Marymount College                         | 739                                 | 120       | --                 | --        | --        | --        | 739       | 120       | --               | 859                               |
| Marymount Manhattan College               | 661                                 | 1,832     | --                 | --        | --        | --        | 661       | 1,832     | --               | 2,493                             |
| Medaille College                          | 367                                 | 254       | --                 | --        | --        | --        | 367       | 254       | --               | 621                               |
| Mercy College                             | 2,379                               | 1,904     | --                 | --        | --        | --        | 2,379     | 1,904     | --               | 4,283                             |
| Molloy College                            | 846                                 | 377       | --                 | --        | --        | --        | 846       | 377       | --               | 1,223                             |
| Mount Saint Alphonsus Seminary of Ossopus | --                                  | --        | 43                 | --        | 35        | --        | 78        | --        | --               | 78                                |
| Mount Saint Mary College                  | 745                                 | 215       | --                 | --        | --        | --        | 745       | 215       | --               | 960                               |
| Mount Sinai School of Medicine            | --                                  | --        | 333                | --        | --        | --        | 333       | --        | --               | 333                               |
| Nazareth College of Rochester             | 904                                 | 420       | --                 | --        | --        | 1,264     | 904       | 1,684     | --               | 2,588                             |
| New School for Social Research            | 303                                 | 1,003     | --                 | --        | 598       | 1,680     | 901       | 2,683     | 3,000            | 6,584                             |
| New York College of Podiatric Medicine    | --                                  | --        | 303                | --        | --        | --        | 303       | --        | 310              | 613                               |
| New York Institute of Technology          | 14,491                              | 4,416     | --                 | --        | 13        | 765       | 14,504    | 5,181     | 223              | 19,908                            |
| Old Westbury                              | 13,246                              | 3,775     | --                 | --        | 13        | 682       | 13,259    | 4,457     | 223              | 17,939                            |
| Metropolitan Center                       | 1,245                               | 641       | --                 | --        | --        | 83        | 1,245     | 724       | --               | 1,969                             |
| New York Law School                       | --                                  | --        | 596                | 368       | --        | 2         | 596       | 370       | 6                | 972                               |
| New York Medical College                  | --                                  | --        | 731                | --        | 73        | 25        | 804       | 25        | 10               | 839                               |
| New York Theological Seminary             | --                                  | --        | 7                  | 7         | 67        | 78        | 74        | 85        | 69               | 228                               |
| New York University                       | 6,740                               | 2,147     | 2,325              | 48        | 4,539     | 13,878    | 13,604    | 16,073    | 1,136            | 40,813                            |
| Niagara University                        | 2,620                               | 190       | --                 | --        | 262       | 766       | 2,882     | 956       | 317              | 4,155                             |
| Nyack College                             | 610                                 | 39        | --                 | --        | 47        | 14        | 657       | 53        | --               | 710                               |
| Pace University                           | 4,323                               | 6,535     | --                 | --        | 566       | 2,300     | 4,889     | 8,835     | 651              | 14,375                            |
| New York City                             | 2,228                               | 4,298     | --                 | --        | 369       | 1,715     | 2,597     | 6,013     | 523              | 9,133                             |
| Westchester Campus                        | 1,766                               | 1,775     | --                 | --        | 197       | 585       | 1,963     | 2,360     | 128              | 4,451                             |
| White Plains                              | 329                                 | 462       | --                 | --        | --        | --        | 329       | 462       | --               | 791                               |
| Parsons School of Design                  | 956                                 | 159       | --                 | --        | --        | --        | 956       | 159       | --               | 1,115                             |
| Polytechnic Institute of New York         | 1,621                               | 443       | --                 | --        | 512       | 2,030     | 2,133     | 2,473     | --               | 4,606                             |
| Pratt Institute                           | 2,859                               | 544       | --                 | --        | 622       | 540       | 3,481     | 1,084     | --               | 4,565                             |
| Rabbi Isaac Elchanan Theological Seminary | --                                  | 97        | 162                | 3         | --        | --        | 162       | 100       | --               | 262                               |
| Rensselaer Polytechnic Institute          | 3,821                               | 13        | --                 | --        | 806       | 477       | 4,627     | 490       | --               | 5,117                             |
| Roberts Wesleyan College                  | 596                                 | 5         | --                 | --        | --        | --        | 596       | 55        | --               | 658                               |
| Rochester Institute of Technology         | 5,717                               | 5,234     | --                 | --        | 212       | 1,083     | 5,929     | 6,317     | 1,023            | 13,269                            |
| Rockefeller University (The)              | --                                  | --        | --                 | --        | 96        | 10        | 96        | 10        | --               | 106                               |



TABLE 5  
(Continued)

| Institution  | Degree Credit Enrollment, Fall 1975 |           |                    |           |           |           |           |           | Nondegree Credit | Total Degree and Nondegree Credit |
|--|-------------------------------------|-----------|--------------------|-----------|-----------|-----------|-----------|-----------|------------------|-----------------------------------|
|  | Undergraduate                       |           | First-professional |           | Graduate  |           | Total     |           |                  |                                   |
|  | Full-time                           | Part-time | Full-time          | Part-time | Full-time | Part-time | Full-time | Part-time |                  |                                   |
| Rosary Hill College  | 1,015                               | 194       | --                 | --        | --        | --        | 1,015     | 194       | 10               | 1,219                             |
| Russell Sage College   | 2,035                               | 1,217     | --                 | --        | 21        | 956       | 2,056     | 2,173     | 53               | 4,282                             |
| Saint Anthony-on-Hudson  | --                                  | --        | 45                 | 2         | --        | --        | 45        | 2         | --               | 47                                |
| Saint Bernard's Seminary   | --                                  | 1         | 33                 | 2         | 34        | 12        | 67        | 15        | --               | 82                                |
| Saint Bonaventure University   | 1,967                               | 94        | --                 | --        | 101       | 384       | 2,068     | 478       | 60               | 2,606                             |
| Saint Francis College  | 1,595                               | 1,693     | --                 | --        | --        | --        | 1,595     | 1,693     | --               | 3,288                             |
| Saint John Fisher College  | 1,461                               | 312       | --                 | --        | --        | --        | 1,461     | 312       | 441              | 2,214                             |
| Saint John's University  | 7,397                               | 962       | 686                | 394       | 790       | 4,530     | 8,873     | 5,886     | --               | 14,759                            |
| Saint Joseph's College   | 560                                 | 704       | --                 | --        | --        | --        | 560       | 704       | --               | 1,264                             |
| Saint Joseph's Seminary and College                                      | --                                  | --        | 59                 | --        | 22        | --        | 81        | --        | 204              | 285                               |
| Saint Lawrence University  | 2,361                               | 35        | --                 | --        | 40        | 165       | 2,401     | 200       | --               | 2,601                             |
| Saint Thomas Aquinas College   | 497                                 | 465       | --                 | --        | --        | --        | 497       | 465       | --               | 962                               |
| Saint Vladimir's Orthodox Theological Seminary                           | 24                                  | 5         | 54                 | 7         | 9         | 6         | 87        | 18        | --               | 105                               |
| Sarah Lawrence College   | 763                                 | 155       | --                 | --        | 82        | 56        | 845       | 211       | --               | 1,056                             |
| School of Visual Arts  | 1,692                               | 1,829     | --                 | --        | --        | --        | 1,692     | 1,829     | 96               | 3,617                             |
| Seminary of the Immaculate Conception of the Diocese of Rockville Centre | --                                  | --        | 119                | --        | --        | 98        | 119       | 98        | --               | 217                               |
| Siena College  | 1,912                               | 439       | --                 | --        | --        | --        | 1,912     | 439       | --               | 2,351                             |
| Skidmore College   | 2,109                               | 321       | --                 | --        | --        | --        | 2,109     | 321       | --               | 2,430                             |
| Syracuse University  | 10,348                              | 3,254     | 621                | 3         | 2,568     | 4,272     | 13,537    | 7,529     | 5,695            | 26,761                            |
| Teachers College   | --                                  | --        | --                 | --        | 2,165     | 3,942     | 2,165     | 3,942     | --               | 6,107                             |
| Touro College  | 920                                 | 29        | --                 | --        | --        | --        | 920       | 29        | 14               | 963                               |
| Union College  | 2,030                               | 328       | --                 | --        | 61        | 733       | 2,091     | 1,061     | 45               | 3,197                             |
| Union Theological Seminary   | --                                  | --        | 166                | 19        | 77        | 26        | 274       | 45        | --               | 288                               |
| University of Rochester  | 4,374                               | 645       | 399                | --        | 1,601     | 1,433     | 6,374     | 2,078     | 200              | 8,652                             |
| Utica College  | 1,251                               | 808       | --                 | --        | --        | --        | 1,251     | 808       | 353              | 2,412                             |
| Vassar College   | 2,220                               | 88        | --                 | --        | --        | 6         | 2,220     | 94        | --               | 2,314                             |
| Wadhams Hall   | 93                                  | --        | --                 | --        | --        | --        | 93        | --        | --               | 93                                |
| Wagner College   | 1,904                               | 311       | --                 | --        | 36        | 443       | 1,940     | 754       | 172              | 2,866                             |
| Webb Institute of Naval Architecture                                     | 79                                  | --        | --                 | --        | --        | --        | 79        | --        | --               | 79                                |
| Wells College  | 464                                 | 4         | --                 | --        | --        | --        | 464       | 4         | --               | 468                               |
| Yeshiva University   | 1,215                               | 399       | 679                | --        | 518       | 604       | 2,312     | 1,003     | --               | 3,315                             |
| <b>NONPUBLIC TWO-YEAR</b>  |                                     |           |                    |           |           |           |           |           |                  |                                   |
| Academy of Aeronautics   | 933                                 | 185       | --                 | --        | --        | --        | 933       | 185       | --               | 1,118                             |
| Adelphi Business School of Mineola                                       | 323                                 | 138       | --                 | --        | --        | --        | 323       | 138       | --               | 461                               |
| Albany Business College  | 443                                 | 199       | --                 | --        | --        | --        | 443       | 199       | --               | 642                               |
| American Academy of Dramatic Arts  | 334                                 | --        | --                 | --        | --        | --        | 334       | --        | --               | 334                               |
| Bennett College  | 218                                 | 13        | --                 | --        | --        | --        | 218       | 13        | --               | 231                               |
| Berkeley-Clairemont School (Hicksville)                                  | 182                                 | --        | --                 | --        | --        | --        | 182       | --        | --               | 182                               |
| Berkeley-Clairemont School (New York)                                    | 441                                 | --        | --                 | --        | --        | --        | 441       | --        | --               | 441                               |
| Berkeley School (White Plains)   | 685                                 | --        | --                 | --        | --        | --        | 685       | --        | 2                | 687                               |
| Boricua College  | 74                                  | --        | --                 | --        | --        | --        | 74        | --        | --               | 74                                |
| Bryant and Stratton Business Institute (Buffalo)                         | 1,688                               | 1,418     | --                 | --        | --        | --        | 1,688     | 1,418     | --               | 3,106                             |
| Bryant and Stratton Business Institute (Rochester)                       | 238                                 | 3         | --                 | --        | --        | --        | 238       | 3         | --               | 241                               |
| Cazenovia College  | 331                                 | 14        | --                 | --        | --        | --        | 331       | 14        | --               | 345                               |
| Central City Business Institute  | 1,298                               | 5         | --                 | --        | --        | --        | 1,298     | 5         | --               | 1,303                             |
| College for Human Services   | --                                  | 200       | --                 | --        | --        | --        | --        | 200       | --               | 200                               |
| Collegiate Institute (The)   | 122                                 | 15        | --                 | --        | --        | --        | 122       | 15        | 9                | 146                               |



TABLE 5  
(Continued)

| Institution                                     | Degree Credit Enrollment, Fall 1975 |           |                    |           |           |           |           |           | Nondegree Credit | Total Degree and Nondegree Credit |
|---|-------------------------------------|-----------|--------------------|-----------|-----------|-----------|-----------|-----------|------------------|-----------------------------------|
|   | Undergraduate                       |           | First-professional |           | Graduate  |           | Total     |           |                  |                                   |
|   | Full-time                           | Part-time | Full-time          | Part-time | Full-time | Part-time | Full-time | Part-time |                  |                                   |
| Culinary Institute of America (The)             | 1,372                               | --        | --                 | --        | --        | --        | 1,372     | --        | --               | 1,372                             |
| Elizabeth Seton College                         | 655                                 | 135       | --                 | --        | --        | --        | 655       | 135       | 7                | 797                               |
| Five Towns College                              | 190                                 | 68        | --                 | --        | --        | --        | 190       | 68        | --               | 258                               |
| Harriman College                                | 159                                 | --        | --                 | --        | --        | --        | 159       | --        | 85               | 244                               |
| Hilbert College                                 | 423                                 | 151       | --                 | --        | --        | --        | 423       | 151       | --               | 574                               |
| Institute of Design and Construction            | 62                                  | 123       | --                 | --        | --        | --        | 62        | 123       | --               | 185                               |
| Interboro Institute                             | 428                                 | --        | --                 | --        | --        | --        | 428       | --        | --               | 428                               |
| Jamestown Business College                      | 237                                 | 3         | --                 | --        | --        | --        | 237       | 3         | --               | 240                               |
| Katharine Gibbs School                          | 696                                 | --        | --                 | --        | --        | --        | 696       | --        | --               | 696                               |
| Laboratory Institute of Merchandising           | 186                                 | 3         | --                 | --        | --        | --        | 186       | 3         | --               | 189                               |
| Maria College of Albany                         | 355                                 | 87        | --                 | --        | --        | --        | 355       | 87        | 23               | 465                               |
| Maria Regina College                            | 201                                 | 175       | --                 | --        | --        | --        | 201       | 175       | --               | 376                               |
| Mater Dei College                               | 165                                 | 145       | --                 | --        | --        | --        | 165       | 145       | --               | 310                               |
| Monroe Business Institute                       | 230                                 | 260       | --                 | --        | --        | --        | 230       | 260       | 110              | 600                               |
| New York Institute of Finance                   | 14                                  | 607       | --                 | --        | --        | --        | 14        | 607       | 14               | 635                               |
| Olean Business Institute                        | 115                                 | 5         | --                 | --        | --        | --        | 115       | 5         | --               | 120                               |
| Paul Smith's College of Arts and Sciences       | 1,206                               | 8         | --                 | --        | --        | --        | 1,206     | 8         | --               | 1,214                             |
| Powelson Business Institute                     | 267                                 | 5         | --                 | --        | --        | --        | 267       | 5         | --               | 272                               |
| Taylor Business Institute                       | 644                                 | --        | --                 | --        | --        | --        | 644       | --        | --               | 644                               |
| Technical Career Institutes                     | 591                                 | --        | --                 | --        | --        | --        | 591       | --        | 1,119            | 1,710                             |
| Tobe-Coburn School for Fashion Careers          | 188                                 | --        | --                 | --        | --        | --        | 188       | --        | --               | 188                               |
| Trocaire College                                | 602                                 | 162       | --                 | --        | --        | --        | 602       | 162       | 62               | 826                               |
| Utica School of Commerce                        | 263                                 | 17        | --                 | --        | --        | --        | 263       | 17        | --               | 280                               |
| Villa Maria College of Buffalo                  | 325                                 | 107       | --                 | --        | --        | --        | 325       | 107       | --               | 432                               |
| Wood School (The)                               | 382                                 | --        | --                 | --        | --        | --        | 382       | --        | --               | 382                               |
| <b>PUBLIC FOUR-YEAR OR MORE</b>                 |                                     |           |                    |           |           |           |           |           |                  |                                   |
| City University of New York                     |                                     |           |                    |           |           |           |           |           |                  |                                   |
| Baruch College                                  | 8,255                               | 5,579     | --                 | --        | 812       | 2,623     | 9,069     | 8,202     | --               | 17,271                            |
| Brooklyn College                                | 19,899                              | 9,913     | --                 | --        | 100       | 4,585     | 19,999    | 14,498    | 2,450            | 36,947                            |
| City College (The)                              | 13,058                              | 4,099     | --                 | --        | 305       | 2,926     | 13,363    | 7,025     | --               | 20,388                            |
| Hunter College                                  | 8,628                               | 9,809     | --                 | --        | 819       | 4,328     | 9,447     | 14,137    | 2,093            | 25,677                            |
| John Jay College of Criminal Justice            | 5,865                               | 2,931     | --                 | --        | 88        | 928       | 5,953     | 3,859     | --               | 9,812                             |
| Lehman College                                  | 9,176                               | 5,420     | --                 | --        | 58        | 1,652     | 9,234     | 7,072     | --               | 16,306                            |
| Medgar Evers College                            | 1,735                               | 1,355     | --                 | --        | --        | --        | 1,735     | 1,355     | 416              | 3,506                             |
| Queens College                                  | 15,373                              | 8,897     | --                 | --        | 308       | 3,469     | 15,681    | 12,366    | 678              | 28,725                            |
| Richmond College                                | 1,479                               | 1,016     | --                 | --        | 49        | 1,014     | 1,528     | 2,030     | 183              | 3,741                             |
| University Graduate Center                      | --                                  | --        | --                 | --        | 1,974     | 900       | 1,974     | 900       | --               | 2,874                             |
| York College                                    | 4,082                               | 1,935     | --                 | --        | --        | --        | 4,082     | 1,935     | 754              | 6,771                             |
| State University of New York University Centers |                                     |           |                    |           |           |           |           |           |                  |                                   |
| Albany  | 9,319                               | 1,101     | --                 | --        | 1,920     | 3,074     | 11,239    | 4,175     | 1,018            | 16,432                            |
| Binghamton                                      | 6,457                               | 738       | --                 | --        | 1,073     | 1,427     | 7,530     | 2,165     | 286              | 9,981                             |
| Buffalo   | 13,988                              | 3,889     | 839                | --        | 2,597     | 2,712     | 17,424    | 8,601     | 2,167            | 26,192                            |
| Stony Brook                                     | 8,858                               | 1,064     | --                 | --        | 1,538     | 3,389     | 10,396    | 4,453     | 337              | 15,186                            |

TABLE 5  
(Continued)

| Institution  | Degree Credit Enrollment, Fall 1975 |           |                    |           |           |           |           |           | Nondegree Credit | Total Degree and Nondegree Credit |
|--|-------------------------------------|-----------|--------------------|-----------|-----------|-----------|-----------|-----------|------------------|-----------------------------------|
|  | Undergraduate                       |           | First-professional |           | Graduate  |           | Total     |           |                  |                                   |
|  | Full-time                           | Part-time | Full-time          | Part-time | Full-time | Part-time | Full-time | Part-time |                  |                                   |
| State University of New York - Health Sciences Centers |                                     |           |                    |           |           |           |           |           |                  |                                   |
| Buffalo Health Sciences Center                         | 1,078                               | 148       | 898                | --        | 484       | 401       | 2,460     | 549       | --               | 3,009                             |
| Downstate Medical Center                               | 429                                 | 17        | 886                | --        | 110       | 26        | 1,425     | 43        | --               | 1,468                             |
| Stony Brook Health Sciences Center                     | 560                                 | 33        | 205                | --        | 327       | 136       | 1,092     | 169       | --               | 1,261                             |
| Upstate Medical Center                                 | 384                                 | 17        | 485                | --        | 57        | 62        | 926       | 79        | --               | 1,005                             |
| State University of New York - Colleges                |                                     |           |                    |           |           |           |           |           |                  |                                   |
| Brockport  | 8,484                               | 1,082     | --                 | --        | 334       | 1,796     | 8,818     | 2,878     | 374              | 12,070                            |
| Buffalo  | 8,513                               | 1,516     | --                 | --        | 259       | 2,316     | 8,772     | 3,832     | 1,155            | 13,759                            |
| Cortland   | 4,804                               | 149       | --                 | --        | 222       | 900       | 5,026     | 1,049     | 2,584            | 8,659                             |
| Empire State   | 1,586                               | 1,951     | --                 | --        | --        | --        | 1,586     | 1,951     | --               | 3,537                             |
| Fredonia   | 3,839                               | 511       | --                 | --        | 122       | 761       | 3,961     | 1,272     | 430              | 5,363                             |
| Geneseo  | 4,825                               | 358       | --                 | --        | 291       | 900       | 5,116     | 1,258     | --               | 6,374                             |
| New Paltz  | 4,821                               | 1,077     | --                 | --        | 270       | 2,724     | 5,091     | 3,801     | 373              | 9,265                             |
| Old Westbury   | 1,351                               | 524       | --                 | --        | --        | --        | 1,351     | 524       | --               | 1,875                             |
| Oneonta  | 5,116                               | 278       | --                 | --        | 176       | 774       | 5,292     | 1,052     | --               | 6,344                             |
| Oswego   | 7,621                               | 427       | --                 | --        | 201       | 1,515     | 7,822     | 1,942     | 291              | 10,055                            |
| Plattsburgh  | 5,154                               | 465       | --                 | --        | 173       | 917       | 5,327     | 1,382     | 504              | 7,213                             |
| Potsdam  | 4,036                               | 137       | --                 | --        | 112       | 736       | 4,148     | 873       | 130              | 5,151                             |
| Purchase   | 1,759                               | 1,019     | --                 | --        | --        | --        | 1,759     | 1,019     | 535              | 3,313                             |
| Utica/Rome   | 900                                 | 1,213     | --                 | --        | 8         | 807       | 908       | 2,020     | 145              | 3,073                             |
| State University of New York - Specialized Colleges    |                                     |           |                    |           |           |           |           |           |                  |                                   |
| College of Optometry                                   | --                                  | --        | 106                | 19        | 2         | 4         | 108       | 23        | 300              | 431                               |
| Environmental Science and Forestry                     | 1,792                               | 243       | --                 | --        | 245       | 207       | 2,037     | 450       | 782              | 3,269                             |
| Maritime College                                       | 835                                 | 2         | --                 | --        | 16        | 151       | 851       | 153       | 38               | 1,042                             |
| State University of New York - Statutory Colleges      |                                     |           |                    |           |           |           |           |           |                  |                                   |
| Agricultural and Life Sciences at Cornell              | 2,929                               | --        | --                 | --        | 1,004     | --        | 3,933     | --        | --               | 3,933                             |
| Ceramics at Alfred                                     | 478                                 | 33        | --                 | --        | 52        | 7         | 530       | 40        | --               | 570                               |
| Human Ecology at Cornell                               | 1,126                               | --        | --                 | --        | 222       | --        | 1,348     | --        | --               | 1,348                             |
| Industrial and Labor Relations at Cornell              | 592                                 | 515       | --                 | --        | 103       | --        | 695       | 515       | --               | 1,210                             |
| Veterinary College at Cornell                          | --                                  | --        | 274                | --        | 57        | --        | 331       | --        | --               | 331                               |
| PUBLIC TWO-YEAR  |                                     |           |                    |           |           |           |           |           |                  |                                   |
| State University of New York - Community Colleges      |                                     |           |                    |           |           |           |           |           |                  |                                   |
| Adirondack   | 1,025                               | 2,493     | --                 | --        | --        | --        | 1,025     | 2,493     | 900              | 4,418                             |
| Broome   | 2,724                               | 2,029     | --                 | --        | --        | --        | 2,724     | 2,029     | 1,481            | 6,234                             |
| Cayuga   | 1,704                               | 1,602     | --                 | --        | --        | --        | 1,704     | 1,602     | 93               | 3,399                             |
| Clinton  | 659                                 | 617       | --                 | --        | --        | --        | 659       | 617       | 424              | 1,700                             |
| Columbia-Greene  | 552                                 | 470       | --                 | --        | --        | --        | 552       | 470       | 570              | 1,592                             |
| Community College of the Finger Lakes                  | 1,129                               | 1,041     | --                 | --        | --        | --        | 1,129     | 1,041     | 297              | 2,467                             |
| Corning  | 2,100                               | 749       | --                 | --        | --        | --        | 2,100     | 749       | 621              | 3,470                             |
| Dutchess   | 2,570                               | 2,853     | --                 | --        | --        | --        | 2,570     | 2,853     | 983              | 6,406                             |
| Erie   | 6,162                               | 4,943     | --                 | --        | --        | --        | 6,162     | 4,943     | --               | 11,105                            |
| Fashion Institute of Technology                        | 2,663                               | 3,912     | --                 | --        | --        | --        | 2,663     | 3,912     | --               | 6,575                             |

TABLE 5  
(Concluded)

| Institution   | Degree Credit Enrollment, Fall 1975 |           |                    |           |           |           |           |           | Nondegree Credit | Total Degree and Nondegree Credit |
|---|-------------------------------------|-----------|--------------------|-----------|-----------|-----------|-----------|-----------|------------------|-----------------------------------|
|   | Undergraduate                       |           | First-professional |           | Graduate  |           | Total     |           |                  |                                   |
|   | Full-time                           | Part-time | Full-time          | Part-time | Full-time | Part-time | Full-time | Part-time |                  |                                   |
| Fulton-Montgomery   | 1,093                               | 608       | --                 | --        | --        | --        | 1,093     | 608       | 1,242            | 2,943                             |
| Genesee   | 1,716                               | 879       | --                 | --        | --        | --        | 1,716     | 879       | 769              | 3,364                             |
| Berkimer County   | 1,115                               | 324       | --                 | --        | --        | --        | 1,115     | 324       | 732              | 2,171                             |
| Hudson Valley   | 4,828                               | 2,178     | --                 | --        | --        | --        | 4,828     | 2,178     | 286              | 7,292                             |
| Jamestown   | 4,724                               | 1,543     | --                 | --        | --        | --        | 1,724     | 1,543     | 867              | 4,134                             |
| Jefferson   | 991                                 | 533       | --                 | --        | --        | --        | 991       | 533       | 92               | 1,616                             |
| Mohawk Valley   | 3,131                               | 3,455     | --                 | --        | --        | --        | 3,131     | 3,455     | --               | 6,586                             |
| Monroe  | 5,498                               | 4,808     | --                 | --        | --        | --        | 5,498     | 4,808     | --               | 10,306                            |
| Nassau  | 10,144                              | 7,411     | --                 | --        | --        | --        | 10,144    | 7,411     | 39               | 17,594                            |
| Niagara County  | 3,170                               | 1,481     | --                 | --        | --        | --        | 3,170     | 1,481     | 1,120            | 5,771                             |
| North Country   | 682                                 | 593       | --                 | --        | --        | --        | 682       | 593       | 608              | 1,883                             |
| Onondaga  | 3,016                               | 2,799     | --                 | --        | --        | --        | 3,016     | 2,799     | 1,196            | 7,011                             |
| Orange County   | 2,502                               | 2,751     | --                 | --        | --        | --        | 2,502     | 2,751     | 3,623            | 8,876                             |
| Rockland  | 3,967                               | 4,314     | --                 | --        | --        | --        | 3,967     | 4,314     | 4,212            | 12,493                            |
| Schenectady County  | 954                                 | 1,970     | --                 | --        | --        | --        | 954       | 1,970     | 204              | 3,128                             |
| Suffolk County  | 8,735                               | 9,802     | --                 | --        | --        | --        | 8,735     | 9,802     | 178              | 18,715                            |
| Sullivan County   | 1,403                               | 337       | --                 | --        | --        | --        | 1,403     | 337       | 349              | 2,089                             |
| Tompkins-Cortland   | 1,224                               | 1,578     | --                 | --        | --        | --        | 1,224     | 1,578     | 87               | 2,889                             |
| Ulster County   | 1,566                               | 1,237     | --                 | --        | --        | --        | 1,566     | 1,237     | 1,243            | 4,046                             |
| Westchester   | 4,314                               | 4,244     | --                 | --        | --        | --        | 4,314     | 4,244     | 1,747            | 10,305                            |
| State University of New York -<br>Agricultural and Technical Colleges |                                     |           |                    |           |           |           |           |           |                  |                                   |
| Alfred  | 4,086                               | 300       | --                 | --        | --        | --        | 4,086     | 300       | 76               | 4,462                             |
| Canton  | 2,402                               | 432       | --                 | --        | --        | --        | 2,402     | 432       | 241              | 3,075                             |
| Cobleskill  | 2,600                               | 161       | --                 | --        | --        | --        | 2,600     | 161       | 371              | 3,132                             |
| Delhi   | 2,559                               | 196       | --                 | --        | --        | --        | 2,559     | 196       | 208              | 2,963                             |
| Farmingdale   | 6,793                               | 6,849     | --                 | --        | --        | --        | 6,793     | 6,849     | 839              | 14,481                            |
| Morrisville   | 2,657                               | 394       | --                 | --        | --        | --        | 2,657     | 394       | --               | 3,051                             |
| City University of New York -<br>Community Colleges                   |                                     |           |                    |           |           |           |           |           |                  |                                   |
| Bronx   | 6,558                               | 7,347     | --                 | --        | --        | --        | 6,558     | 7,347     | --               | 13,905                            |
| Hostos  | 2,095                               | 541       | --                 | --        | --        | --        | 2,095     | 541       | 235              | 2,871                             |
| Kingsborough  | 6,375                               | 3,681     | --                 | --        | --        | --        | 6,375     | 3,681     | 109              | 10,165                            |
| LaGuardia   | 3,094                               | 1,582     | --                 | --        | --        | --        | 3,094     | 1,582     | 1,444            | 6,120                             |
| Manhattan   | 5,549                               | 4,090     | --                 | --        | --        | --        | 5,549     | 4,090     | 1,270            | 10,909                            |
| New York City   | 8,878                               | 8,533     | --                 | --        | --        | --        | 8,878     | 8,533     | 956              | 18,367                            |
| Queensborough   | 7,011                               | 8,363     | --                 | --        | --        | --        | 7,011     | 8,363     | 677              | 16,051                            |
| Staten Island   | 4,933                               | 6,700     | --                 | --        | --        | --        | 4,933     | 6,700     | 692              | 12,325                            |

NOTE: \*Includes extension, organized occupational, and unclassified students.

† Statutory colleges at Alfred and Cornell are excluded.

‡ Includes students enrolled in CAPP program.

TABLE 6  
 UNDERGRADUATE DEGREE CREDIT ENROLLMENT IN INSTITUTIONS OF HIGHER EDUCATION  
 BY INSTITUTIONAL CLASSIFICATION AND YEAR OF STUDY

NEW YORK STATE

FALL 1975

| Institutional Classification <sup>a/</sup> | Lower Division |           |           |           | Upper Division |           |           |           | Total <sup>b/</sup> |           |
|--|----------------|-----------|-----------|-----------|----------------|-----------|-----------|-----------|---------------------|-----------|
|  | Freshmen       |           | Sophomore |           | Junior         |           | Senior    |           | Full-time           | Part-time |
|  | Full-time      | Part-time | Full-time | Part-time | Full-time      | Part-time | Full-time | Part-time |                     |           |
| TOTAL STATE                                | 166,500        | 91,145    | 106,064   | 22,525    | 88,345         | 20,684    | 74,507    | 18,684    | 435,416             | 153,038   |
| TOTAL PUBLIC                               | 107,457        | 78,984    | 61,207    | 15,755    | 48,347         | 11,815    | 37,469    | 10,240    | 254,480             | 116,794   |
| TOTAL STATE UNIVERSITY                     | 60,509         | 59,231    | 37,408    | 6,068     | 29,680         | 2,780     | 23,610    | 2,671     | 151,207             | 70,750    |
| University centers                         | 9,501          | 1,276     | 9,219     | 785       | 10,220         | 1,063     | 8,573     | 1,106     | 37,513              | 4,230     |
| University colleges                        | 19,302         | 2,755     | 14,384    | 981       | 16,218         | 1,619     | 11,851    | 1,435     | 62,035              | 6,790     |
| Health sciences centers                    | ---            | ---       | ---       | ---       | 1,106          | 74        | 1,062     | 114       | 2,168               | 188       |
| Specialized colleges                       | 576            | 4         | 604       | 4         | 641            | 5         | 679       | 14        | 2,500               | 27        |
| Statutory colleges                         | 1,095          | 517       | 1,058     | 3         | 1,495          | 19        | 1,445     | 2         | 5,093               | 541       |
| TWO-YEAR COLLEGES                          | 29,955         | 54,679    | 11,943    | 4,295     | ---            | ---       | ---       | ---       | 41,898              | 58,974    |
| Agricultural and technical                 | 2,263          | 7,120     | 1,073     | 249       | ---            | ---       | ---       | ---       | 3,336               | 7,369     |
| Community colleges                         | 27,692         | 47,559    | 10,870    | 4,046     | ---            | ---       | ---       | ---       | 38,562              | 51,605    |
| TOTAL CITY UNIVERSITY                      | 46,948         | 19,753    | 23,799    | 9,687     | 18,667         | 9,035     | 13,859    | 7,569     | 103,273             | 46,044    |
| Graduate center                            | ---            | ---       | ---       | ---       | ---            | ---       | ---       | ---       | ---                 | ---       |
| Senior colleges                            | 32,348         | 10,568    | 18,775    | 5,979     | 18,667         | 9,035     | 13,859    | 7,569     | 83,649              | 33,151    |
| Community colleges <sup>c/</sup>           | 14,600         | 9,185     | 5,024     | 3,708     | ---            | ---       | ---       | ---       | 19,624              | 12,893    |
| TOTAL NONPUBLIC                            | 59,043         | 12,161    | 44,857    | 6,770     | 39,998         | 8,869     | 37,038    | 8,444     | 180,936             | 36,244    |
| Multiversities                             | 8,160          | 716       | 7,843     | 518       | 7,787          | 908       | 7,687     | 985       | 31,477              | 3,125     |
| Universities                               | 11,043         | 3,388     | 7,411     | 1,386     | 6,662          | 1,466     | 6,027     | 2,123     | 31,143              | 8,363     |
| College complexes                          | 15,012         | 2,447     | 12,239    | 1,740     | 10,899         | 2,231     | 10,745    | 1,854     | 48,895              | 8,272     |
| Colleges                                   | 9,466          | 2,490     | 7,025     | 1,290     | 6,793          | 2,875     | 6,297     | 2,280     | 29,581              | 8,935     |
| Engineering and technical                  | 11,400         | 2,548     | 8,004     | 1,507     | 6,688          | 1,312     | 4,971     | 1,059     | 31,073              | 6,426     |
| Specialized colleges                       | 874            | 185       | 661       | 151       | 624            | 61        | 384       | 122       | 2,543               | 519       |
| Health sciences centers                    | 191            | ---       | 272       | ---       | 442            | 7         | 816       | 13        | 1,721               | 20        |
| Seminaries and religious training          | 145            | 16        | 120       | 9         | 103            | 9         | 111       | 8         | 479                 | 42        |
| TWO-YEAR COLLEGES                          | 2,752          | 371       | 1,272     | 171       | ---            | ---       | ---       | ---       | 4,024               | 542       |
| TOTAL FOUR-YEAR OR MORE                    | 119,193        | 26,910    | 87,825    | 14,351    | 88,345         | 20,684    | 74,507    | 18,684    | 369,870             | 80,629    |
| TOTAL TWO-YEAR                             | 47,307         | 64,235    | 18,239    | 8,174     | ---            | ---       | ---       | ---       | 65,546              | 72,409    |

<sup>a/</sup> Students enrolled in degree program institutions authorized by the Regents to grant degrees on a program basis are included in two-year nonpublic with the exception of School of Visual Arts which is included in nonpublic colleges.

<sup>b/</sup> Excludes extension, organized occupational, and unclassified students.

<sup>c/</sup> Effective July 1975, the jurisdiction over the community colleges in New York City was transferred from State University to the New York City Board of Higher Education.

TABLE 7

ORGANIZED OCCUPATIONAL DEGREE CREDIT ENROLLMENT  
BY MAJOR PROGRAM AREA, YEAR OF STUDY, AND ATTENDANCE STATUS

NEW YORK STATE

FALL 1975

| Major Program Area                           | First Year |           | Second Year |           | Total     |           | Grand Total |
|--|------------|-----------|-------------|-----------|-----------|-----------|-------------|
|  | Full-time  | Part-time | Full-time   | Part-time | Full-time | Part-time |             |
| Business and Commerce Technologies           | 28,777     | 12,218    | 13,906      | 6,177     | 42,683    | 18,395    | 61,078      |
| Data Processing Technologies                 | 2,826      | 1,375     | 1,088       | 697       | 3,914     | 2,072     | 5,986       |
| Health Services and Paramedical Technologies | 9,618      | 4,557     | 6,942       | 4,240     | 16,560    | 8,797     | 25,357      |
| Mechanical and Engineering Technologies      | 11,040     | 4,114     | 4,681       | 2,180     | 15,721    | 6,294     | 22,015      |
| Natural Science Technologies                 | 3,808      | 190       | 2,742       | 119       | 6,550     | 309       | 6,859       |
| Public Service Related Technologies          | 7,634      | 3,513     | 4,347       | 2,599     | 11,981    | 6,112     | 18,093      |
| Other  | 1,591      | 513       | 821         | 103       | 2,412     | 616       | 3,028       |
| Total  | 65,294     | 26,480    | 35,527      | 16,115    | 99,821    | 42,595    | 142,416     |

TABLE 8

ORGANIZED OCCUPATIONAL DEGREE CREDIT ENROLLMENT BY  
MAJOR PROGRAM AREA, YEAR OF STUDY, AND SEX OF STUDENT

NEW YORK STATE

FALL 1975.

| Major Program Area                              | First Year |        | Second Year |        | Total  |        | Grand Total |
|---|------------|--------|-------------|--------|--------|--------|-------------|
|   | Male       | Female | Male        | Female | Male   | Female |             |
| Business and Commerce<br>Technologies           | 17,218     | 23,777 | 9,694       | 10,389 | 26,912 | 34,166 | 61,078      |
| Data Processing Technologies                    | 2,559      | 1,642  | 1,177       | 608    | 3,736  | 2,250  | 5,986       |
| Health Services and Paramedical<br>Technologies | 2,459      | 11,716 | 1,780       | 9,402  | 4,239  | 21,118 | 25,357      |
| Mechanical and Engineering<br>Technologies      | 14,506     | 648    | 6,632       | 229    | 21,138 | 877    | 22,015      |
| Natural Science Technologies                    | 2,641      | 1,357  | 1,919       | 942    | 4,560  | 2,299  | 6,859       |
| Public Service Related<br>Technologies          | 5,804      | 5,343  | 3,551       | 3,395  | 9,355  | 8,738  | 18,093      |
| Other   | 1,038      | 1,066  | 393         | 531    | 1,431  | 1,597  | 3,028       |
| Total   | 46,225     | 45,549 | 25,146      | 25,496 | 71,371 | 71,045 | 142,416     |

TABLE 9  
 UNDERGRADUATE - UPPER DIVISION DEGREE CREDIT ENROLLMENT IN INSTITUTIONS OF HIGHER EDUCATION  
 BY MAJOR SUBJECT AREA, YEAR OF STUDY, ATTENDANCE STATUS, AND SEX OF STUDENT  
 NEW YORK STATE  
 FALL 1975

| Major Subject Area                    | Junior    |        |           |        | Senior    |        |           |       |
|---------------------------------------|-----------|--------|-----------|--------|-----------|--------|-----------|-------|
|                                       | Full-time |        | Part-time |        | Full-time |        | Part-time |       |
|                                       | Men       | Women  | Men       | Women  | Men       | Women  | Men       | Women |
| Agriculture and natural resources     | 425       | 196    | 2         | --     | 534       | 153    | 8         | --    |
| Architecture and environmental design | 1,030     | 282    | 132       | 11     | 1,059     | 243    | 233       | 57    |
| Area studies                          | 120       | 160    | 20        | 25     | 121       | 175    | 14        | 33    |
| Biological sciences                   | 3,701     | 2,136  | 237       | 293    | 3,270     | 1,769  | 375       | 259   |
| Business and management               | 7,403     | 2,177  | 2,154     | 818    | 6,335     | 1,580  | 2,629     | 578   |
| Communications                        | 1,046     | 698    | 83        | 69     | 802       | 490    | 87        | 79    |
| Computer and information sciences     | 658       | 282    | 213       | 100    | 487       | 205    | 197       | 64    |
| Education                             | 2,163     | 6,114  | 222       | 955    | 1,950     | 6,115  | 385       | 1,060 |
| Engineering                           | 4,206     | 202    | 810       | 14     | 3,685     | 126    | 859       | 13    |
| Fine and applied arts                 | 2,151     | 2,994  | 275       | 440    | 1,932     | 2,630  | 375       | 589   |
| Foreign languages                     | 363       | 1,215  | 57        | 196    | 358       | 1,102  | 90        | 264   |
| Health professions                    | 1,223     | 4,456  | 196       | 1,262  | 1,369     | 3,752  | 223       | 1,157 |
| Home economics                        | 188       | 921    | 11        | 142    | 135       | 843    | 26        | 170   |
| Law                                   | 51        | 12     | 3         | --     | 54        | 57     | 1         | 2     |
| Letters                               | 2,191     | 3,000  | 228       | 544    | 2,204     | 2,906  | 394       | 667   |
| Library science                       | --        | --     | --        | --     | --        | --     | --        | --    |
| Mathematics                           | 868       | 827    | 86        | 67     | 838       | 788    | 149       | 102   |
| Military sciences                     | --        | --     | --        | --     | --        | --     | --        | --    |
| Physical sciences                     | 1,884     | 667    | 225       | 131    | 1,627     | 711    | 287       | 132   |
| Psychology                            | 3,786     | 3,958  | 445       | 938    | 2,793     | 2,947  | 487       | 814   |
| Public affairs and services           | 1,186     | 728    | 347       | 160    | 856       | 664    | 341       | 149   |
| Social sciences                       | 6,946     | 4,642  | 875       | 1,143  | 6,676     | 4,445  | 1,245     | 1,180 |
| Theology                              | 99        | 59     | 5         | --     | 74        | 53     | 6         | 1     |
| Interdisciplinary studies             | 2,218     | 1,831  | 1,138     | 2,359  | 1,725     | 1,480  | 798       | 984   |
| Other                                 | 4,127     | 3,355  | 1,340     | 1,913  | 1,392     | 1,069  | 630       | 491   |
| Total                                 | 48,033    | 40,312 | 9,104     | 11,580 | 40,256    | 34,251 | 9,839     | 8,845 |

NOTE: Excludes organized occupational, extension, and unclassified students.





TABLE 10

• FIRST-PROFESSIONAL DEGREE CREDIT ENROLLMENT  
IN INSTITUTIONS OF HIGHER EDUCATION BY SUBJECT AREA

NEW YORK STATE

FALL 1975

| Subject Area   | First Year |           | Completed One or More Years |           | Total     |           | Grand Total |
|--|------------|-----------|-----------------------------|-----------|-----------|-----------|-------------|
|  | Full-time  | Part-time | Full-time                   | Part-time | Full-time | Part-time |             |
| Health Professions   |            |           |                             |           |           |           |             |
| Dentistry (D.D.S. or D.M.D.)                               | 369        | --        | 825                         | --        | 1,194     | --        | 1,194       |
| Medicine (M.D.)  | 1,786      | --        | 4,418                       | --        | 6,204     | --        | 6,204       |
| Optometry (O.D.)   | 41         | 19        | 65                          | --        | 106       | 19        | 125         |
| Osteopathy (D.O.)  | --         | --        | --                          | --        | --        | --        | --          |
| Podiatry (D.S.C. or Pod.D.)                                | 115        | --        | 188                         | --        | 303       | --        | 303         |
| Veterinary Medicine (D.V.M.)                               | 84         | --        | 190                         | --        | 274       | --        | 274         |
| Other  | --         | --        | 12                          | --        | 12        | --        | 12          |
| Law (LL.B. or J.D.)  | 3,046      | 560       | 4,973                       | 1,003     | 8,019     | 1,563     | 9,582       |
| Theology (B.D.; Rabbi, or other first-professional degree) | 378        | 25        | 707                         | 31        | 1,085     | 56        | 1,141       |
| Total  | 5,819      | 604       | 11,378                      | 1,034     | 17,197    | 1,638     | 18,835      |

TABLE 11  
GRADUATE DEGREE CREDIT ENROLLMENT IN INSTITUTIONS  
OF HIGHER EDUCATION BY MAJOR SUBJECT AREA  
NEW YORK STATE  
FALL 1975

| Major Subject Area                    | Master's                          |           |                             |           |         | Doctoral                          |           |                             |           |        | Total Graduate Enrollment |           |
|---------------------------------------|-----------------------------------|-----------|-----------------------------|-----------|---------|-----------------------------------|-----------|-----------------------------|-----------|--------|---------------------------|-----------|
|                                       | Completed Less Than One Full Year |           | Completed One or More Years |           | Total   | Completed Less Than One Full Year |           | Completed One or More Years |           | Total  | Full-time                 | Part-time |
|                                       | Full-time                         | Part-time | Full-time                   | Part-time |         | Full-time                         | Part-time | Full-time                   | Part-time |        |                           |           |
| Agriculture and natural resources     | 278                               | 9         | 9                           | 28        | 324     | 2                                 | 1         | 195                         | 11        | 209    | 484                       | 49        |
| Architecture and environmental design | 571                               | 101       | 307                         | 166       | 1,145   | 17                                | --        | 54                          | 10        | 81     | 949                       | 277       |
| Area studies                          | 45                                | 96        | 36                          | 85        | 262     | 11                                | 10        | 23                          | 35        | 79     | 115                       | 226       |
| Biological sciences                   | 471                               | 867       | 170                         | 561       | 2,069   | 487                               | 102       | 1,418                       | 413       | 2,420  | 2,540                     | 1,943     |
| Business and management               | 2,952                             | 8,806     | 1,986                       | 6,322     | 20,066  | 89                                | 62        | 223                         | 208       | 582    | 1,250                     | 15,398    |
| Communications                        | 431                               | 476       | 45                          | 120       | 1,072   | 6                                 | 13        | 22                          | 40        | 81     | 504                       | 649       |
| Computer and information sciences     | 129                               | 437       | 68                          | 438       | 1,072   | 40                                | 63        | 123                         | 103       | 329    | 360                       | 1,041     |
| Education                             | 3,404                             | 21,367    | 1,190                       | 8,358     | 34,316  | 251                               | 714       | 1,421                       | 3,151     | 5,537  | 6,263                     | 33,590    |
| Engineering                           | 1,295                             | 1,836     | 487                         | 961       | 4,579   | 236                               | 156       | 744                         | 386       | 1,522  | 2,762                     | 3,339     |
| Fine and applied arts                 | 1,239                             | 1,113     | 600                         | 558       | 3,510   | 219                               | 56        | 376                         | 299       | 950    | 2,434                     | 2,026     |
| Foreign languages                     | 200                               | 724       | 56                          | 277       | 1,257   | 232                               | 91        | 403                         | 325       | 1,051  | 891                       | 1,417     |
| Health professions                    | 1,052                             | 1,439     | 403                         | 843       | 3,737   | 67                                | 20        | 195                         | 166       | 448    | 1,717                     | 2,468     |
| Home economics                        | 113                               | 117       | 13                          | 88        | 331     | 9                                 | 4         | 101                         | 22        | 136    | 236                       | 231       |
| Law                                   | 142                               | 225       | 32                          | 669       | 1,068   | 7                                 | --        | --                          | 1         | 8      | 181                       | 895       |
| Letters                               | 756                               | 2,113     | 275                         | 738       | 3,882   | 501                               | 238       | 1,181                       | 1,149     | 3,069  | 2,713                     | 4,238     |
| Library science                       | 644                               | 978       | 159                         | 576       | 2,357   | 9                                 | 8         | 8                           | 16        | 41     | 820                       | 1,578     |
| Mathematics                           | 218                               | 756       | 54                          | 205       | 1,233   | 194                               | 137       | 435                         | 235       | 1,001  | 901                       | 1,333     |
| Military sciences                     | --                                | --        | --                          | --        | --      | --                                | --        | --                          | --        | --     | --                        | --        |
| Physical sciences                     | 285                               | 563       | 73                          | 166       | 1,087   | 686                               | 114       | 1,153                       | 294       | 2,247  | 2,197                     | 1,137     |
| Psychology                            | 519                               | 1,013     | 333                         | 569       | 2,434   | 459                               | 136       | 1,340                       | 707       | 2,442  | 2,451                     | 2,425     |
| Public affairs and services           | 2,210                             | 2,445     | 1,286                       | 929       | 6,870   | 82                                | 70        | 167                         | 337       | 656    | 3,745                     | 3,781     |
| Social sciences                       | 1,025                             | 2,185     | 440                         | 1,202     | 4,852   | 1,053                             | 339       | 1,789                       | 1,062     | 4,644  | 4,307                     | 5,188     |
| Theology                              | 224                               | 127       | 164                         | 126       | 641     | 9                                 | 40        | 71                          | 89        | 209    | 468                       | 382       |
| Interdisciplinary studies             | 271                               | 1,475     | 74                          | 140       | 1,960   | 116                               | 176       | 84                          | 117       | 493    | 545                       | 1,908     |
| Other                                 | 270                               | 624       | 85                          | 508       | 1,487   | 33                                | 81        | 47                          | 194       | 355    | 435                       | 1,407     |
| Total                                 | 18,741                            | 49,892    | 8,345                       | 24,633    | 101,611 | 4,815                             | 2,631     | 11,373                      | 9,770     | 28,589 | 43,274                    | 86,926    |

NOTE: Excludes unclassified graduate enrollment. In addition, 296 full-time and 638 part-time State University students enrolled in the following normal graduate programs are not included: University Certificate, Psychoanalytic Certificate, Certificate in Advanced Study, and Education Specialist.

TABLE 12  
TRENDS IN DEGREE CREDIT ENROLLMENT IN INSTITUTIONS OF HIGHER EDUCATION  
BY MAJOR SUBJECT AREA AND LEVEL OF STUDY

NEW YORK STATE  
FALL 1973 TO FALL 1975

| Major Subject Area                    | Undergraduate-<br>Upper Division |         |         | First-professional |        |        | Master's |         |         | Doctoral |        |        |
|---------------------------------------|----------------------------------|---------|---------|--------------------|--------|--------|----------|---------|---------|----------|--------|--------|
|                                       | 1973                             | 1974    | 1975    | 1973               | 1974   | 1975   | 1973     | 1974    | 1975    | 1973     | 1974   | 1975   |
| Agriculture and natural resources     | 1,347                            | 1,324   | 1,318   | ---                | ---    | ---    | 289      | 310     | 324     | 207      | 203    | 209    |
| Architecture and environmental design | 2,122                            | 2,333   | 3,047   | --                 | --     | --     | 1,082    | 1,208   | 1,445   | 91       | 74     | 81     |
| Area studies                          | 647                              | 818     | 668     | --                 | --     | --     | 304      | 351     | 262     | 93       | 134    | 79     |
| Biological sciences                   | 10,358                           | 11,226  | 12,040  | --                 | --     | --     | 1,820    | 1,958   | 2,069   | 2,355    | 2,338  | 2,420  |
| Business and management               | 21,403                           | 23,626  | 23,674  | --                 | --     | --     | 16,258   | 18,010  | 20,066  | 684      | 665    | 582    |
| Communications                        | 3,061                            | 2,601   | 3,354   | --                 | --     | --     | 645      | 658     | 1,072   | 93       | 89     | 81     |
| Computer and information sciences     | 1,467                            | 1,549   | 2,206   | --                 | --     | --     | 1,186    | 1,667   | 1,072   | 415      | 399    | 329    |
| Education                             | 21,431                           | 20,094  | 18,964  | --                 | --     | --     | 36,032   | 37,185  | 34,316  | 4,942    | 5,256  | 5,537  |
| Engineering                           | 9,614                            | 9,213   | 9,915   | --                 | --     | --     | 3,775    | 4,095   | 4,579   | 1,690    | 1,624  | 1,522  |
| Fine and applied arts                 | 10,490                           | 10,720  | 11,386  | --                 | --     | --     | 3,169    | 3,536   | 3,510   | 1,053    | 822    | 950    |
| Foreign languages                     | 3,952                            | 3,679   | 3,645   | --                 | --     | --     | 1,603    | 1,709   | 1,257   | 1,163    | 902    | 1,051  |
| Health professions:                   |                                  |         |         |                    |        |        |          |         |         |          |        |        |
| Dentistry (D.D.S.)                    | --                               | --      | --      | 1,283              | 1,298  | 1,194  | --       | --      | --      | --       | --     | --     |
| Medicine (M.D.)                       | --                               | --      | --      | 5,757              | 5,994  | 6,204  | --       | --      | --      | --       | --     | --     |
| Optometry                             | --                               | --      | --      | 65                 | 86     | 125    | --       | --      | --      | --       | --     | --     |
| Osteopathy                            | --                               | --      | --      | --                 | --     | --     | --       | --      | --      | --       | --     | --     |
| Podiatry                              | --                               | --      | --      | 222                | 240    | 303    | --       | --      | --      | --       | --     | --     |
| Veterinary medicine                   | --                               | --      | --      | 250                | 262    | 274    | --       | --      | --      | --       | --     | --     |
| Other                                 | 10,614                           | 12,009  | 13,638  | --                 | --     | 12     | 2,725    | 3,201   | 3,737   | 336      | 324    | 448    |
| Home economics                        | 1,881                            | 2,004   | 2,436   | --                 | --     | --     | 487      | 326     | 381     | 108      | 119    | 136    |
| Law                                   | 50                               | 57      | 108     | 9,032              | 9,344  | 9,582  | 1,454    | 1,475   | 1,068   | 23       | 20     | 8      |
| Letters                               | 12,722                           | 12,622  | 12,134  | --                 | --     | --     | 4,415    | 4,520   | 3,882   | 3,132    | 2,830  | 3,069  |
| Library science                       | 3                                | --      | --      | --                 | --     | --     | 2,287    | 2,161   | 2,357   | 38       | 35     | 41     |
| Mathematics                           | 4,828                            | 4,264   | 3,725   | --                 | --     | --     | 1,504    | 1,371   | 1,233   | 1,052    | 876    | 1,001  |
| Military sciences                     | --                               | --      | --      | --                 | --     | --     | --       | --      | --      | --       | --     | --     |
| Physical sciences                     | 5,128                            | 5,245   | 5,664   | --                 | --     | --     | 1,096    | 1,263   | 1,087   | 2,418    | 2,078  | 2,247  |
| Psychology                            | 12,687                           | 14,553  | 15,568  | --                 | --     | --     | 2,382    | 2,290   | 2,434   | 2,352    | 2,082  | 2,442  |
| Public affairs and services           | 2,340                            | 3,254   | 4,431   | --                 | --     | --     | 5,665    | 6,499   | 6,870   | 630      | 643    | 656    |
| Social sciences                       | 27,752                           | 26,738  | 27,152  | --                 | --     | --     | 5,515    | 5,639   | 4,852   | 4,815    | 3,997  | 4,543  |
| Theology                              | 496                              | 397     | 297     | 1,071              | 1,099  | 1,141  | 594      | 681     | 641     | 210      | 231    | 209    |
| Interdisciplinary studies             | 5,325                            | 4,594   | 12,533  | --                 | --     | --     | 2,585    | 1,886   | 1,960   | 167      | 161    | 493    |
| Other                                 | 20,325                           | 25,844  | 14,317  | 5                  | 8      | --     | --       | --      | 1,487   | --       | --     | 355    |
| Total                                 | 190,043                          | 198,769 | 202,220 | 17,685             | 18,331 | 18,835 | 96,873   | 101,999 | 101,611 | 28,064   | 26,202 | 28,589 |

NOTE: Does not include organized occupational or unclassified students.

TABLE 13  
DEGREE CREDIT UNCLASSIFIED ENROLLMENT IN INSTITUTIONS OF HIGHER EDUCATION  
BY INSTITUTIONAL CLASSIFICATION AND LEVEL OF STUDY

NEW YORK STATE  
FALL 1975

| Institutional Classification <sup>a/</sup> | Undergraduate |           |        | Graduate  |           |        | Total<br>Unclassified <sup>b/</sup> |
|--|---------------|-----------|--------|-----------|-----------|--------|-------------------------------------|
|  | Full-time     | Part-time | Total  | Full-time | Part-time | Total  |                                     |
| TOTAL STATE                                | 13,997        | 60,659    | 74,590 | 3,105     | 36,044    | 39,149 | 113,739                             |
| TOTAL PUBLIC                               | 8,238         | 36,723    | 44,961 | 1,542     | 18,125    | 19,667 | 64,628                              |
| TOTAL STATE UNIVERSITY                     | 1,929         | 6,714     | 8,643  | 1,334     | 12,989    | 14,323 | 22,966                              |
| University centers                         | 1,106         | 2,559     | 3,665  | 320       | 3,462     | 3,782  | 7,447                               |
| University colleges                        | 774           | 3,917     | 4,691  | 905       | 9,198     | 10,103 | 14,794                              |
| Health sciences centers                    | 10            | 13        | 23     | 35        | 212       | 247    | 270                                 |
| Specialized colleges                       | 7             | 218       | 225    | 43        | 115       | 158    | 383                                 |
| Statutory colleges                         | 32            | 7         | 39     | 31        | 2         | 33     | 72                                  |
| TWO-YEAR COLLEGES                          | --            | --        | --     | --        | --        | --     | --                                  |
| Agricultural and technical                 | --            | --        | --     | --        | --        | --     | --                                  |
| Community colleges                         | --            | --        | --     | --        | --        | --     | --                                  |
| TOTAL CITY UNIVERSITY                      | 6,309         | 30,009    | 36,318 | 208       | 5,136     | 5,344  | 41,662                              |
| Graduate center                            | --            | --        | --     | --        | 194       | 194    | 194                                 |
| Senior colleges                            | 3,105         | 16,963    | 20,068 | 208       | 4,942     | 5,150  | 25,218                              |
| Community colleges <sup>c/</sup>           | 3,204         | 13,046    | 16,250 | --        | --        | --     | 16,250                              |
| TOTAL NONPUBLIC                            | 5,699         | 23,930    | 29,629 | 1,563     | 17,919    | 19,482 | 49,111                              |
| Multiversities                             | 1,489         | 4,300     | 5,789  | 601       | 7,785     | 8,386  | 14,175                              |
| Universities                               | 1,537         | 1,303     | 2,840  | 570       | 4,873     | 5,443  | 8,283                               |
| College complexes                          | 844           | 6,037     | 6,881  | 159       | 2,426     | 2,585  | 9,466                               |
| Colleges                                   | 1,282         | 5,856     | 7,138  | 12        | 1,084     | 1,096  | 8,234                               |
| Engineering and technical                  | 421           | 3,497     | 3,918  | 10        | 359       | 369    | 4,287                               |
| Specialized colleges                       | 25            | 1,444     | 1,469  | 79        | 1,039     | 1,118  | 2,587                               |
| Health sciences centers                    | --            | --        | --     | 41        | 72        | 113    | 113                                 |
| Seminaries and religious training          | 4             | 196       | 200    | 91        | 281       | 372    | 572                                 |
| TWO-YEAR COLLEGES                          | 97            | 1,297     | 1,394  | --        | --        | --     | 1,394                               |
| TOTAL FOUR-YEAR OR MORE                    | 10,636        | 46,310    | 56,946 | 3,105     | 36,044    | 39,149 | 96,095                              |
| TOTAL TWO-YEAR                             | 3,301         | 14,343    | 17,644 | --        | --        | --     | 17,644                              |

<sup>a/</sup> Students enrolled in degree program institutions authorized by the Regents to grant degrees on a program basis are included in two-year nonpublic with the exception of School of Visual Arts which is included in nonpublic colleges.

<sup>b/</sup> Includes unclassified extension students.

<sup>c/</sup> Effective July 1975, the jurisdiction over the community colleges in New York City was transferred from State University to the New York City Board of Higher Education.



TABLE 14.  
TRENDS IN UNDERGRADUATE ADMISSIONS BY TYPE OF INSTITUTION AND ADMISSIONS STATUS  
NEW YORK STATE  
FALL 1973 TO FALL 1975

| Admissions Status                                | Total State |         |         | Total Public |         |         | Total Nonpublic |         |         | Total Four-Year or More |         |         |
|--|-------------|---------|---------|--------------|---------|---------|-----------------|---------|---------|-------------------------|---------|---------|
|  | 1973        | 1974    | 1975    | 1973         | 1974    | 1975    | 1973            | 1974    | 1975    | 1973                    | 1974    | 1975    |
| <u>Applications received for full-time study</u> |             |         |         |              |         |         |                 |         |         |                         |         |         |
| First-time students                              | 416,671     | 449,605 | 468,324 | 274,946      | 313,466 | 316,913 | 141,725         | 136,139 | 151,411 | 275,202                 | 300,032 | 315,227 |
| Transfer students                                | 119,535     | 133,827 | 155,882 | 83,720       | 95,503  | 112,550 | 35,815          | 38,324  | 43,332  | 107,082                 | 119,568 | 133,881 |
| <u>Applications accepted for full-time study</u> |             |         |         |              |         |         |                 |         |         |                         |         |         |
| First-time students                              | 305,634     | 323,226 | 325,453 | 206,883      | 226,705 | 217,976 | 88,751          | 96,521  | 107,477 | 197,295                 | 205,314 | 215,618 |
| Transfer students                                | 80,368      | 87,851  | 86,789  | 56,105       | 62,071  | 58,102  | 24,263          | 25,780  | 28,597  | 71,543                  | 77,946  | 74,676  |
| <u>Full-time students actually enrolled</u>      |             |         |         |              |         |         |                 |         |         |                         |         |         |
| First-time students                              | 141,757     | 146,231 | 149,321 | 98,994       | 102,610 | 98,203  | 42,763          | 43,621  | 51,118  | 81,320                  | 84,908  | 84,304  |
| Transfer students                                | 43,427      | 45,919  | 42,930  | 28,354       | 29,369  | 25,019  | 15,073          | 16,550  | 17,911  | 38,223                  | 39,850  | 35,926  |

(Continued)

| Admissions Status                                | Total Two-Year |         |         | Public Two-Year |         |         | Public Four-Year or More |         |         | SUNY Four-Year or More |         |         |
|--|----------------|---------|---------|-----------------|---------|---------|--------------------------|---------|---------|------------------------|---------|---------|
|  | 1973           | 1974    | 1975    | 1973            | 1974    | 1975    | 1973                     | 1974    | 1975    | 1973                   | 1974    | 1975    |
| <u>Applications received for full-time study</u> |                |         |         |                 |         |         |                          |         |         |                        |         |         |
| First-time students                              | 141,469        | 149,573 | 153,097 | 135,677         | 144,191 | 142,658 | 139,269                  | 169,275 | 174,255 | 104,952                | 135,016 | 138,940 |
| Transfer students                                | 12,453         | 14,259  | 22,001  | 11,987          | 13,513  | 20,271  | 71,733                   | 81,990  | 92,279  | 48,865                 | 58,894  | 60,371  |
| <u>Applications accepted for full-time study</u> |                |         |         |                 |         |         |                          |         |         |                        |         |         |
| First-time students                              | 108,339        | 117,912 | 111,835 | 104,626         | 114,275 | 103,324 | 102,257                  | 112,430 | 114,652 | 67,940                 | 78,171  | 79,337  |
| Transfer students                                | 8,825          | 9,905   | 12,113  | 8,469           | 9,390   | 10,695  | 47,636                   | 52,681  | 47,497  | 32,843                 | 37,171  | 35,333  |
| <u>Full-time students actually enrolled</u>      |                |         |         |                 |         |         |                          |         |         |                        |         |         |
| First-time students                              | 60,437         | 61,323  | 65,017  | 57,568          | 58,585  | 58,127  | 41,426                   | 44,025  | 40,076  | 21,513                 | 22,460  | 23,083  |
| Transfer students                                | 5,204          | 6,069   | 7,004   | 4,918           | 5,617   | 5,903   | 23,436                   | 23,752  | 19,116  | 14,179                 | 14,880  | 14,393  |

(Concluded)

| Admissions Status                                | CUNY Four-Year or More |        |        | Nonpublic Four-Year or More |         |         | Nonpublic Two-Year |       |        |
|--|------------------------|--------|--------|-----------------------------|---------|---------|--------------------|-------|--------|
|  | 1973                   | 1974   | 1975   | 1973                        | 1974    | 1975    | 1973               | 1974  | 1975   |
| <u>Applications received for full-time study</u> |                        |        |        |                             |         |         |                    |       |        |
| First-time students                              | 34,317                 | 34,259 | 35,315 | 135,933                     | 130,757 | 140,972 | 5,792              | 5,382 | 10,439 |
| Transfer students                                | 22,868                 | 23,096 | 31,908 | 35,349                      | 37,578  | 41,602  | 466                | 746   | 1,730  |
| <u>Applications accepted for full-time study</u> |                        |        |        |                             |         |         |                    |       |        |
| First-time students                              | 34,317                 | 34,259 | 35,315 | 95,038                      | 92,884  | 98,566  | 3,713              | 3,637 | 8,511  |
| Transfer students                                | 14,793                 | 15,510 | 12,164 | 23,907                      | 25,265  | 27,179  | 356                | 515   | 1,418  |
| <u>Full-time students actually enrolled</u>      |                        |        |        |                             |         |         |                    |       |        |
| First-time students                              | 19,913                 | 21,565 | 16,993 | 39,894                      | 40,233  | 44,228  | 2,869              | 2,738 | 6,890  |
| Transfer students                                | 9,257                  | 8,872  | 4,723  | 14,787                      | 16,000  | 16,810  | 286                | 452   | 1,101  |

TABLE 15

TRENDS IN FIRST-PROFESSIONAL AND GRADUATE ADMISSIONS  
BY TYPE OF INSTITUTION AND ADMISSIONS STATUS

NEW YORK STATE

FALL 1973 TO FALL 1975

| Type of Institution | First-professional                  |         |         |                                     |        |        | Graduate--Master's/Doctoral         |         |         |                                     |        |        |
|---------------------|-------------------------------------|---------|---------|-------------------------------------|--------|--------|-------------------------------------|---------|---------|-------------------------------------|--------|--------|
|                     | Applications Received <sup>a/</sup> |         |         | Applications Accepted <sup>a/</sup> |        |        | Applications Received <sup>a/</sup> |         |         | Applications Accepted <sup>a/</sup> |        |        |
|                     | 1973                                | 1974    | 1975    | 1973                                | 1974   | 1975   | 1973                                | 1974    | 1975    | 1973                                | 1974   | 1975   |
| TOTAL STATE         | 93,474                              | 104,578 | 110,208 | 11,442                              | 13,199 | 13,842 | 126,796                             | 139,650 | 138,646 | 73,332                              | 81,290 | 76,575 |
| TOTAL NONPUBLIC     | 67,702                              | 79,194  | 85,396  | 9,298                               | 10,914 | 11,523 | 75,283                              | 86,019  | 90,044  | 41,846                              | 50,417 | 51,081 |
| TOTAL PUBLIC        | 25,772                              | 25,384  | 24,812  | 2,144                               | 2,285  | 2,319  | 51,513                              | 53,631  | 48,602  | 31,486                              | 30,873 | 25,494 |
| SUNY                | 25,772                              | 25,384  | 24,812  | 2,144                               | 2,285  | 2,319  | 34,296                              | 35,457  | 34,516  | 19,260                              | 18,328 | 17,302 |
| CUNY                | --                                  | --      | --      | --                                  | --     | --     | 17,217                              | 18,174  | 14,086  | 12,226                              | 12,545 | 8,192  |

<sup>a/</sup>Applications received and accepted for full- and part-time study.

TABLE 16

UNDERGRADUATE APPLICATIONS, RECEIVED, ACCEPTED, AND FULL-TIME STUDENTS ACTUALLY ENROLLED IN CLASS,  
BY INSTITUTIONAL CLASSIFICATION

NEW YORK STATE

FALL 1975

22

| Institutional Classification      | Associate Degree Programs     |                               |                               |                               |                               |                               | Baccalaureate Degree Programs |                               |                               |                               |                               |                               |
|-----------------------------------|-------------------------------|-------------------------------|-------------------------------|-------------------------------|-------------------------------|-------------------------------|-------------------------------|-------------------------------|-------------------------------|-------------------------------|-------------------------------|-------------------------------|
|                                   | First-time Students           |                               |                               | Transfer Students             |                               |                               | First-time Students           |                               |                               | Transfer Students             |                               |                               |
|                                   | Applica-<br>tions<br>Received | Applica-<br>tions<br>Accepted | Applica-<br>cants<br>Enrolled | Applica-<br>tions<br>Received | Applica-<br>tions<br>Accepted | Applica-<br>cants<br>Enrolled | Applica-<br>tions<br>Received | Applica-<br>tions<br>Accepted | Applica-<br>cants<br>Enrolled | Applica-<br>tions<br>Received | Applica-<br>tions<br>Accepted | Applica-<br>cants<br>Enrolled |
| TOTAL STATE                       | 157,050                       | 114,147                       | 66,625                        | 23,373                        | 12,678                        | 7,407                         | 311,274                       | 211,306                       | 82,696                        | 132,509                       | 74,111                        | 35,523                        |
| TOTAL PUBLIC                      | 143,528                       | 103,469                       | 58,236                        | 20,966                        | 10,844                        | 6,030                         | 173,385                       | 114,507                       | 39,967                        | 91,584                        | 47,348                        | 18,989                        |
| TOTAL STATE UNIVERSITY            | 115,167                       | 75,108                        | 44,540                        | 14,361                        | 9,032                         | 5,347                         | 138,070                       | 79,192                        | 22,974                        | 59,676                        | 35,182                        | 14,266                        |
| University centers                | --                            | --                            | --                            | 2                             | 2                             | 2                             | 54,955                        | 27,859                        | 7,813                         | 18,961                        | 11,154                        | 4,378                         |
| University colleges               | 9                             | 7                             | 4                             | 51                            | 8                             | 8                             | 75,765                        | 48,799                        | 13,575                        | 34,786                        | 22,276                        | 8,520                         |
| Health sciences centers           | 609                           | 76                            | 76                            | 480                           | 70                            | 70                            | --                            | --                            | --                            | 3,214                         | 584                           | 500                           |
| Specialized colleges              | 252                           | 62                            | 29                            | 162                           | 69                            | 47                            | 2,737                         | 990                           | 546                           | 766                           | 456                           | 316                           |
| Statutory colleges                | --                            | --                            | --                            | --                            | --                            | --                            | 4,613                         | 1,544                         | 1,040                         | 1,949                         | 714                           | 552                           |
| TWO-YEAR COLLEGES                 | 114,297                       | 74,963                        | 44,431                        | 13,666                        | 8,883                         | 5,220                         | --                            | --                            | --                            | --                            | --                            | --                            |
| Agricultural and technical        | 39,257                        | 20,621                        | 10,626                        | 3,048                         | 1,314                         | 1,203                         | --                            | --                            | --                            | --                            | --                            | --                            |
| Community colleges                | 75,040                        | 54,342                        | 33,805                        | 10,618                        | 7,469                         | 4,017                         | --                            | --                            | --                            | --                            | --                            | --                            |
| TOTAL CITY UNIVERSITY             | 28,361                        | 28,361                        | 13,696                        | 6,605                         | 1,812                         | 683                           | 35,315                        | 35,315                        | 16,993                        | 31,908                        | 12,164                        | 4,723                         |
| Graduate center                   | --                            | --                            | --                            | --                            | --                            | --                            | --                            | --                            | --                            | --                            | --                            | --                            |
| Senior colleges                   | --                            | --                            | --                            | --                            | --                            | --                            | 35,315                        | 35,315                        | 16,993                        | 31,908                        | 12,164                        | 4,723                         |
| Community colleges                | 28,361                        | 28,361                        | 13,696                        | 6,605                         | 1,812                         | 683                           | --                            | --                            | --                            | --                            | --                            | --                            |
| TOTAL NONPUBLIC                   | 13,522                        | 10,678                        | 8,389                         | 2,407                         | 1,834                         | 1,377                         | 137,889                       | 96,799                        | 42,729                        | 40,925                        | 26,763                        | 16,534                        |
| Multiversities                    | 559                           | 171                           | 105                           | 5                             | 2                             | 2                             | 35,458                        | 21,394                        | 7,463                         | 10,267                        | 5,761                         | 3,229                         |
| Universities                      | 512                           | 492                           | 384                           | 45                            | 42                            | 36                            | 21,919                        | 16,769                        | 7,599                         | 8,826                         | 6,603                         | 4,213                         |
| College complexes                 | 1,388                         | 929                           | 512                           | 525                           | 289                           | 162                           | 44,398                        | 31,626                        | 13,778                        | 7,482                         | 4,711                         | 2,825                         |
| Colleges                          | 558                           | 530                           | 458                           | 23                            | 20                            | 14                            | 17,031                        | 14,068                        | 7,780                         | 5,785                         | 4,596                         | 3,157                         |
| Engineering and technical         | 64                            | 43                            | 38                            | 71                            | 55                            | 54                            | 16,862                        | 11,861                        | 5,353                         | 5,667                         | 3,794                         | 2,128                         |
| Specialized colleges              | 2                             | 2                             | 2                             | 8                             | 8                             | 8                             | 1,597                         | 616                           | 460                           | 1,709                         | 660                           | 509                           |
| Health sciences centers           | --                            | --                            | --                            | --                            | --                            | --                            | 458                           | 314                           | 167                           | 1,124                         | 583                           | 419                           |
| Seminaries and religious training | --                            | --                            | --                            | --                            | --                            | --                            | 166                           | 151                           | 129                           | 65                            | 55                            | 54                            |
| TWO-YEAR COLLEGES                 | 10,439                        | 8,511                         | 6,890                         | 1,730                         | 1,418                         | 1,101                         | --                            | --                            | --                            | --                            | --                            | --                            |
| TOTAL FOUR-YEAR OR MORE           | 3,953                         | 2,312                         | 1,608                         | 1,372                         | 565                           | 403                           | 311,274                       | 211,306                       | 82,696                        | 132,509                       | 74,111                        | 35,523                        |
| TOTAL TWO-YEAR                    | 153,097                       | 111,835                       | 65,017                        | 22,001                        | 12,113                        | 7,004                         | --                            | --                            | --                            | --                            | --                            | --                            |



TABLE 17

GRADUATE AND FIRST-PROFESSIONAL APPLICATIONS RECEIVED AND ACCEPTED FOR FULL- AND PART-TIME STUDY  
 BY INSTITUTIONAL CLASSIFICATION  
 NEW YORK STATE  
 FALL 1975

| Institutional Classification      | Master's              |                       | First-professional    |                       | Doctoral              |                       |
|-----------------------------------|-----------------------|-----------------------|-----------------------|-----------------------|-----------------------|-----------------------|
|                                   | Applications Received | Applications Accepted | Applications Received | Applications Accepted | Applications Received | Applications Accepted |
| TOTAL STATE                       | 103,188               | 61,972                | 110,208               | 13,842                | 35,458                | 14,603                |
| TOTAL PUBLIC                      | 34,064                | 19,488                | 24,812                | 2,319                 | 14,538                | 6,006                 |
| TOTAL STATE UNIVERSITY            | 22,466                | 12,155                | 24,812                | 2,319                 | 12,050                | 5,147                 |
| University centers                | 11,298                | 6,231                 | 2,309                 | 830                   | 8,642                 | 3,914                 |
| University colleges               | 7,613                 | 4,443                 | --                    | --                    | 445                   | 416                   |
| Health sciences centers           | 1,758                 | 693                   | 20,956                | 1,337                 | 1,235                 | 335                   |
| Specialized colleges              | 468                   | 291                   | 541                   | 67                    | 104                   | 66                    |
| Statutory colleges                | 1,329                 | 497                   | 1,006                 | 85                    | 1,624                 | 416                   |
| TWO-YEAR COLLEGES                 | --                    | --                    | --                    | --                    | --                    | --                    |
| Agricultural and technical        | --                    | --                    | --                    | --                    | --                    | --                    |
| Community colleges                | --                    | --                    | --                    | --                    | --                    | --                    |
| TOTAL CITY UNIVERSITY             | 11,598                | 7,333                 | --                    | --                    | 2,488                 | 859                   |
| Graduate center                   | 29                    | 22                    | --                    | --                    | 2,488                 | 859                   |
| Senior colleges                   | 11,569                | 7,311                 | --                    | --                    | --                    | --                    |
| Community colleges                | --                    | --                    | --                    | --                    | --                    | --                    |
| TOTAL NONPUBLIC                   | 69,124                | 42,484                | 85,396                | 11,523                | 20,920                | 8,597                 |
| Multiversities                    | 28,878                | 14,903                | 34,801                | 4,364                 | 14,152                | 6,170                 |
| Universities                      | 18,511                | 11,749                | 16,649                | 2,546                 | 4,092                 | 959                   |
| College complexes                 | 9,341                 | 8,534                 | --                    | --                    | 411                   | 272                   |
| Colleges                          | 2,868                 | 2,605                 | --                    | --                    | --                    | --                    |
| Engineering and technical         | 5,928                 | 4,132                 | --                    | --                    | 582                   | 346                   |
| Specialized colleges              | 3,040                 | 2,168                 | 9,820                 | 3,079                 | 1,129                 | 731                   |
| Health sciences centers           | 91                    | 44                    | 23,319                | 926                   | 428                   | 58                    |
| Seminaries and religious training | 467                   | 349                   | 807                   | 608                   | 126                   | 61                    |
| TWO-YEAR COLLEGES                 | --                    | --                    | --                    | --                    | --                    | --                    |
| TOTAL FOUR-YEAR OR MORE           | 103,188               | 61,972                | 110,208               | 13,842                | 35,458                | 14,603                |

## DEFINITIONS

DEGREE-CREDIT ENROLLMENT - Students in a program or taking courses that carry credit toward an associate, bachelor's or higher degree, or toward a certificate, diploma, or other formal award.

FIRST-TIME STUDENTS - New freshmen not previously enrolled in any institution of higher education, but includes students admitted under "Advance Credit or Advance Placement" plans if they had never been previously enrolled in an institution of higher education.

NONDEGREE CREDIT ENROLLMENT - Students in a program or taking courses which are not creditable towards a degree, diploma, or certificate.

ORGANIZED OCCUPATIONAL ENROLLMENT - Students in a program or taking courses specifically associated with the development of skills required for occupations at the technical or semi-professional level.

UNCLASSIFIED ENROLLMENT - Students who are not candidates for a degree, diploma or certificate, or equivalent award, although taking degree-credit courses in regular classes with other students. Students may be at the undergraduate or graduate level.