

DOCUMENT RESUME

ED 139 296

PL 008 616

AUTHOR Payton, Jeffrey; Koenig, Barbara  
 TITLE Handbook of Puppetry Concepts and Models for the Bilingual-Bicultural Language Arts Curricula, Grades K-3. The Connecticut Migratory Children's Program.  
 INSTITUTION Connecticut Staff Development Cooperative, Hamden.; Connecticut State Migratory Children's Program, New Haven.; Windham Public Schools, Willimantic, Conn.  
 PUB DATE Nov 76  
 NOTE 47p.; For related documents, see FL 008 583-584, 608-615  
 AVAILABLE FROM Hamden-New Haven Cooperative Education Center, 1450 Whitney Avenue, Hamden, Connecticut 06517.


EDRS PRICE MF-\$0.83 HC-\$2.06 Plus Postage.  
 DESCRIPTORS \*Bilingual Education; Bilingual Students; \*Curriculum Guides; Elementary Education; Elementary School Curriculum; Kindergarten; \*Language Arts; Listening Comprehension; \*Migrant Child Education; Migrant Children; Primary Education; Puerto Rican Culture; Puerto Ricans; \*Puppetry; Reading Instruction; Reading Skills; Self Concept; Spanish; \*Spanish Speaking; Speech Communication; Teaching Guides; Vocabulary Development; Writing Skills

ABSTRACT

This is one of a series of curriculum guides designed to assist bilingual teachers to provide a coordinated program of studies for students in the Connecticut Migratory Children's Program and for any other students whose native language is Spanish. The overall focus of the curriculum guides in the series is on Puerto Rican history and culture. The present guide is a handbook designed to supplement the Language Arts Bilingual-Bicultural Guides for grades K-3. All of the puppet models have been designed to be representative of the Puerto Rican culture and will help to develop positive self-image for Spanish-speaking children. The activities in which these puppets can be used will help in the teaching of speaking, listening, reading and writing skills. Section 1 reviews basic puppet model construction; Section 2 coordinates puppets with specific skills and activities found on specific pages of the Language Arts curricula. This guide is illustrated with black-and-white drawings. (CFM)

\*\*\*\*\*  
 \* Documents acquired by ERIC include many informal unpublished \*  
 \* materials not available from other sources. ERIC makes every effort \*  
 \* to obtain the best copy available. Nevertheless, items of marginal \*  
 \* reproducibility are often encountered and this affects the quality \*  
 \* of the microfiche and hardcopy reproductions ERIC makes available \*  
 \* via the ERIC Document Reproduction Service (EDRS). EDRS is not \*  
 \* responsible for the quality of the original document. Reproductions \*  
 \* supplied by EDRS are the best that can be made from the original. \*  
 \*\*\*\*\*

ED139296-



**HANDBOOK**  
of  
**PUPPETRY CONCEPTS and MODELS**  
for the

**BILINGUAL-BICULTURAL LANGUAGE ARTS CURRICULA,  
THE CONNECTICUT MIGRATORY CHILDREN'S PROGRAM**

**Grades K-3**

by  
**Jeffrey Peyton  
Barbara Koenig**

U.S. DEPARTMENT OF HEALTH,  
EDUCATION & WELFARE  
NATIONAL INSTITUTE OF  
EDUCATION

THIS DOCUMENT HAS BEEN REPRO-  
DUCED EXACTLY AS RECEIVED FROM  
THE PERSON OR ORGANIZATION ORIGIN-  
ATING IT. POINTS OF VIEW OR OPINIONS  
STATED DO NOT NECESSARILY REPRESENT  
OFFICIAL NATIONAL INSTITUTE OF  
EDUCATION POSITION OR POLICY.

A Cooperative Project of  
The Connecticut Migratory Children's Program  
involving:  
The Windham Public Schools  
and the  
Training Center of the Connecticut Staff Development Cooperative

# TABLE OF CONTENTS

Foreword		1
How to Use This Handbook		2
A Selection of Puppet Models (Basic Construction Types)		4
Specific Applications of Puppets to Curriculum Guides K-3		9
Kindergarten Curriculum		10
Sample Lesson and Puppet Dialog		12
First Grade Curriculum		13
Sample Lesson and Puppet Dialog		16
Second Grade Curriculum		17
Sample Lesson and Puppet Dialog		19
Third Grade Curriculum		21
Sample Lesson and Puppet Dialog		23
Puppets as Instructional Tools - General Applications		25
Puppet Patterns	3	28

## FOREWORD

When the district student population includes a significant segment of Spanish-speaking children, the constant search for enticing methods of teaching them becomes worthwhile on receipt of a handbook that has the practical appeal of this one. Blend the enthusiastic inquisitiveness of the young with their propensity for living abundantly in the world of fantasy, and you have a combination with definite potential for educational profit. Children are entranced by puppets; they relate to them. Giving identifiable characters paper bodies and tagging some of them with Puerto Rican names is not unique, but it can bring joy as well as many happy moments to children as they learn to listen, speak, read and write. Hopefully, this handbook will result in fun for children through the excitement of fantasy and, most important, improve the educational achievement of Spanish-speaking pupils enrolled not only in Connecticut schools, but also in other classrooms throughout the nation.

Thomas Pepe, Superintendent  
Windham Public Schools  
Willimantic, Connecticut

## HOW TO USE THIS HANDBOOK


The puppet models and applications you will find throughout the different sections of this handbook have been designed to supplement the Language Arts Bilingual-Bicultural Curriculum Guides developed by the Connecticut Migrant Program for Grades K-3. Many of the puppets illustrated in this handbook, which emphasizes simplicity and economy, have been tested for effectiveness with Spanish-speaking children in classrooms in Willimantic, Connecticut, and with teachers in workshops at the Connecticut Staff Development Training Center.

All of the puppet models have been designed to be representative of the Puerto Rican culture and will help to develop positive self-images for Spanish-speaking children. The activities in which these puppets can be used will help you teach the Speaking, Listening, Reading and Writing skills which are basic to the Language Arts curricula.

Section 1, A Selection of Puppet Models, provides you with a review of basic puppet model construction, including a variety of characters which you can make. Section 2, Specific Applications of Puppet Models, coordinates puppets with specific skills and activities found on specific pages of the Language Arts curricula.

Because a puppet is such a flexible tool, you can use one puppet character in many activities for different learning units of the guides. For example, "Benito Big Ears" (see page 10), a puppet used for auditory discrimination practice, can also become "Felipo Phonics" (see page 17) and be used to help children identify words which rhyme:

We hope that through this handbook you will be able to successfully use puppets as a creative and effective part of your teaching.




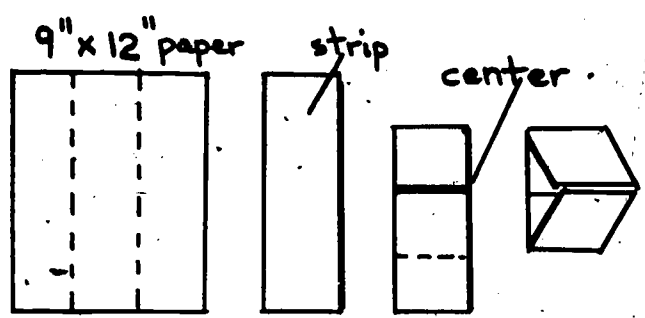
## **A SELECTION OF PUPPET MODELS (Basic Construction Types)**

The puppet characters named on the following pages have been designed to serve a dual purpose. They are:

1. Representative of the Puerto Rican Spanish culture, and
2. Tools for teaching your Language Arts Bilingual-Bicultural curricula.

This selection includes directions for the construction of 5 basic puppet models and lists of specific puppet characters made from those models.

### PAPER TALKER PUPPET CONSTRUCTION



### Paper Talker Puppet Models You Can Make

Purple Monster  
Banana & other talking fruits

Firefly  
Coqui  
Girl or boy


### STYROFOAM CUP PUPPET CONSTRUCTION



cut out face, tape to cup right side up.



wrap paper around upside down cup and tape in back cut out face, tape to cup.



wrap paper around side of cup. Cut 2 wings with tabs, tape to side of cup.

### Cup Puppet Models You Can Make

Puerto Rican bird  
Person


Girl with page of self-description  
Face



### TAPE TAB PUPPET CONSTRUCTION



Front View



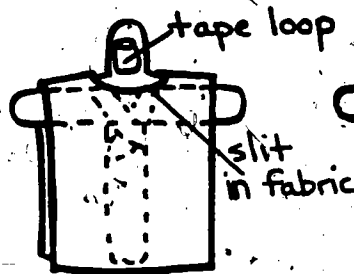
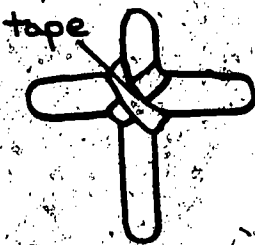
Back View

#### Tape Tab Puppet Models You Can Make

Felipo Feeling Face  
Felipa Feeling Face  
Jibaro figure

Jibara figure  
City girl  
Musical instruments

### TONGUE DEPRESSOR PUPPET CONSTRUCTION




#### Tongue Depressor Puppet Models You Can Make

Columbus  
Cook  
Jibaro with chinchorro

3 Heritage puppets  
2 Blank-faced puppets  
with descriptive cards  
Cuco

### SINGLE STICK PUPPET CONSTRUCTION



Front



Back

### Single Stick Puppet Models You Can Make

Felipo Phonics  
 Benito Big Ears  
 Sun  
 Pava with letters  
 Hummingbird

Taino with symbols  
 3 Heritage faces  
 Burro with fruit  
 Family  
 Coqui with banana leaf  
 4 Faces showing emotion


### OTHER PUPPET CONSTRUCTIONS AND CHARACTERS

#### Type of Construction

Paper cylinder  
 Paper fastener  
 Paper bag  
 Felt finger  
 Paper  
 Paper cone  
 Paper plate - towel roll  
 Paper  
 Paper finger  
 Paper  
 Aluminum tin  
 Paper  
 Paper


#### Puppet Character

Spider  
 Lion  
 Owl  
 Parrot or Chick  
 Birthday Bunny  
 Doctor  
 Francisca Feeling Face  
 Butterfly  
 Cock or Mouse  
 Talking Flag  
 Columbus' ship  
 Ocean  
 Little Theater




Coqui stick puppet on Banana leaf stick puppet

Jibaro paper tab puppet



"Cuco" tongue depressor puppet



Felt finger puppet behind paper theater

# **SPECIFIC APPLICATIONS OF PUPPETS TO CURRICULUM GUIDES K-3**

This section suggests using specific puppet models in activities designed to teach children the skills outlined in your Language Arts Curriculum Guides.

# KINDERGARTEN CURRICULUM

Puppet Model	Skill	Activity	Guide Page
--------------	-------	----------	------------

Face on stick with shapes for features

visual perception

identify shapes

2



"Benito Big Ears" oaktag with tab

auditory discrimination

listening

2



Paper fastener person puppet

tactile perception

identify body parts

2

Paper talker fruit puppets

visual perception

color/fruit recognition

4

Oaktag burro on stick

visual perception

color-fruit recognition

9

Oaktag pava on stick, paper numbers on sticks

visual perception

color/number recognition

13

Oaktag instruments with tabs

auditory discrimination

distinguish sounds

24



Instrument Tab Puppets

Story character puppets (any type)

language readiness

storytelling/self-expression

57

"Felipo Feeling Face" oaktag with tab

language readiness

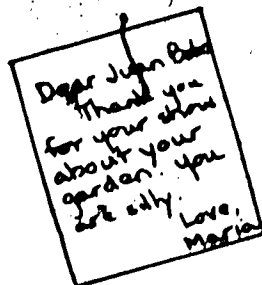

identify emotions visually

57

KINDERGARTEN CURRICULUM (Continued)

Puppet Model	Skill	Activity	Guide Page
Paper figures with tabs	language readiness	children color and talk about how puppets dress	61
Paper figures with tabs	language readiness	portray personal situations	63
Paper plate faces on paper towel rolls	language readiness	match expressions to situations	68
Vowel sister's paper or fabric glove puppets	language readiness	identify vowels & configurations of letters	73
Paper vowels on sticks	language readiness	puppets move to marching vowels song	74
Paper "Juan Bobo" figure with tab	language readiness	move "Juan Bobo" across numbers	92
Paper talking flag puppet	language readiness	follow numbers and cut out	94
Paper "Juan Bobo" figure with tab	language readiness	dramatize story with time sequence	96

"Talking Flag Puppet"



"Juan Bobo tab puppet"

SAMPLE KINDERGARTEN LESSON AND PUPPET DIALOG

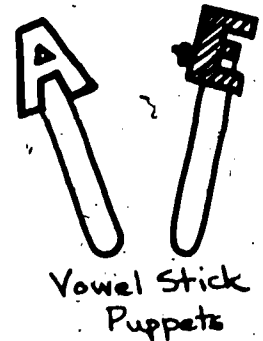
Puppet Model	Skill	Activity	Guide Page
5 Vowel puppets, paper vowels on sticks or paper talkers with vowels inside mouth	associate configurations of letters with spaces and locations	present short skit with each puppet telling story of itself	71

Sample Dialog with 5 Vowel Puppets

VQWEL A: One Sunday I did not have any shoes to wear to church. So I borrowed my sister's shoes but they were so tight that I had to walk with my feet apart! See how I look.

VOWEL E: I like to walk too. I went to the city one day but forgot to look each way when I crossed the street. Do you know what happened to me?

A car came along and hit me. Boo hoo!  
I broke one leg and that is why I look the way I do.




Puppet Model	Skill	Activity	Guide Page
--------------	-------	----------	------------

Follow-up to Above Activity

children color ditto sheets of 5 vowels. This reinforces their recognition of letter configurations. 72

children cut out vowels and attach each one to a single stick. They can use these stick puppets in the "vowel march" and to sing the song. 74



# FIRST GRADE CURRICULUM

Puppet Model	Skill	Activity	Guide Page
--------------	-------	----------	------------

Family glove puppet (1 or 2)



oral expression

children identify family members and tell history

65

Family Glove Puppet

Faces on paper plate with sticks or tabs

oral expression

children make face puppets of family members and use in oral discussion


73

Any type puppet (2 or more)

language arts (all units)

use puppets to dramatize activities outlined in each unit

82-185



Puppets for dramatization

Follow-up to Above Activity

have children draw, write letters about, or identify orally what has been dramatized


make vocabulary cards of words used in puppet dramatizations

Community helper tab puppets from colored dittos

oral expression

use puppets to tell about their roles as community helpers


86




Fireman Tab Puppet  
Community Helper



FIRST GRADE CURRICULUM (Continued)

Puppet Model	Skill	Activity	Guide Page
Paper theater 	communications <i>Paper Television Theater</i>	make a puppet theater to use as a television panorama. Use theater with small puppets to present skits	95
Paper fastener animal puppets	language arts	make farm animals	177
Oaktag faces on sticks (3 Heritages)	oral expression	self-concept national identity	2 SS*
Bell, pumpkin (any type puppet)	vocabulary development	celebrate holidays, identify vocabulary with objects	3 SS
Paper cup "Me" puppets	myself, oral expression	children make "Me" puppets and tell about themselves	8 SS
Faceless tongue depressor puppets	language expression	children finish faces and tell about themselves	10 SS

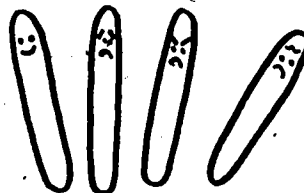


Faceless Tongue Depressor Puppets

\*NOTE: SS refers to your Social Studies Curriculum. Activities here are Language Arts applications to Social Studies. SS applies to all grades.

FIRST GRADE CURRICULUM (Continued)

Puppet Model	Skill	Activity	Guide Page
Single sticks with 4 expressions	vocabulary development	children identify emotions	13 SS*



Single Stick Expression Puppets

Paper fastener puppet	language development	children complete oral sentences with puppets	14 SS
-----------------------	----------------------	---	-------

Paper talker coqui	oral expression	narrate story with puppet	14 SS
--------------------	-----------------	---------------------------	-------



Paper Talker Coqui

School character puppets on sticks	oral expression vocabulary	teacher and/or children use puppets to describe jobs, etc.	26 SS
------------------------------------	----------------------------	--	-------

Doctor and Custodian Stick Puppets



\*NOTE: SS refers to your Social Studies Curriculum. Activities here are Language Arts applications to Social Studies. SS applies to all grades.

SAMPLE FIRST GRADE LESSON AND PUPPET DIALOG.

Puppet Model	Skill	Activity	Guide Page
Paper cup "Me" puppets	children introduce themselves	children make simple "Me" puppets and tell about themselves or ask and answer questions with other children's "Me" puppets	9

Sample Dialog with "Me" Puppets

ANTONIO (a boy):  
holding cup  
puppet in hand

Hello, my name is Antonio.  
I live in New Haven.  
I am a boy.  
I am six years old.  
I come from Puerto Rico.



"Me Puppets"

TEACHER: Do you have any brothers or sisters?  
ANTONIO: Yes, I have two brothers.

Puppet Model	Skill	Activity	Guide Page
--------------	-------	----------	------------

Follow-up to  
Above Activity

puppets can be used  
in the "Who Is It?"  
game. 9

## SECOND GRADE CURRICULUM

Puppet Model	Skill	Activity	Guide Page
--------------	-------	----------	------------

"Felipo Phonics"  
paper with tab

aurally identify  
rhyme words

play games  
with rhymes

3



"Felipo Phonics"

"Ramon Riddle"  
paper cup

aurally identify  
rhyme words

play game  
with riddles

4

Oaktag pava on  
stick, paper vowels  
on sticks

aurally identify  
vowel sounds

children sound out  
vowels which pop up  
from behind pava

5

Mailman puppet  
tongue depressor  
or tab

identify  
consonant  
pictures and  
sounds

teacher has puppet  
deliver pictures.  
Puppet asks children  
to repeat and identify  
sounds

7,

10

Paper talker with  
punctuation marks  
inside mouth

understand  
intonations

puppet says  
sentence. Children  
point to correct  
punctuation mark used

17

Paper Talker  
Puppet  
with  
punctuation



Any puppet

learning action  
words & sentences




children have puppet  
act out action  
sentences they read

17



Action Puppet

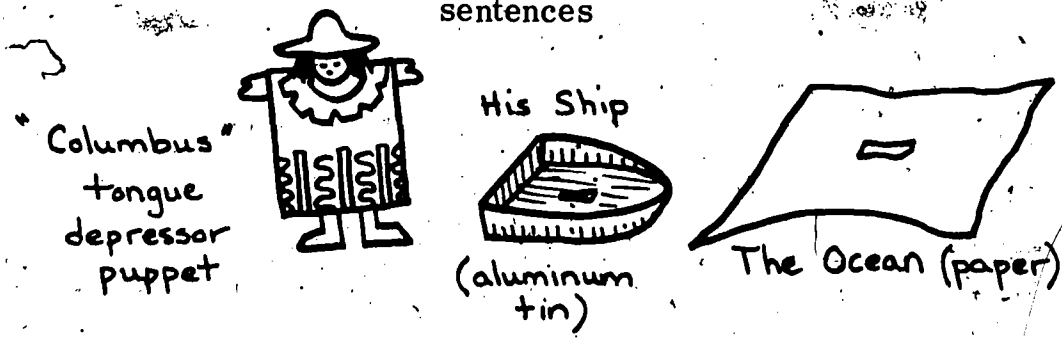
SECOND GRADE CURRICULUM (Continued)

Puppet Model	Skill	Activity	Guide Page
Any puppets on sticks	spontaneous oral expression	children make up stories and tell with puppet which is passed on to next storyteller. See Telling a Story in Colors, pg. 19	19
"Victor," the Vocabulary Coqui 	building vocabulary	puppet can introduce new word each day. Words on card kept in box allow children to take turns picking word to give to vocabulary puppet 	20
Paper coqui with tab	oral expression	dress coqui and make into puppet. Discuss man's & animals' needs	17 SS*
Paper talker fruit puppets	oral expression man's needs	fruits talk about good nutrition 	19 SS
3 Paper Puerto Rican homes city casa bohio	oral expression vocabulary development	children make homes and learn differences	61 SS
Jibaro with chinchorro tongue depressor and fabric	reading vocabulary	teacher uses puppet to dramatize sentences which children read	61 SS

\*NOTE: SS refers to your Social Studies Curriculum. Activities here are Language Arts applications to Social Studies. SS applies to all grades.

SECOND GRADE CURRICULUM (Continued)

<u>Puppet Model</u>	<u>Skill</u>	<u>Activity</u>	<u>Guide Page</u>
Puerto Rican bird cup puppet	reading / vocabulary	teacher dramatizes migration of people.	67 SS*
Tongue depressor Columbus with aluminum or paper boat	vocabulary transportation sequential sentences	dramatize story of Columbus discovering Puerto Rico	106 SS



SAMPLE SECOND GRADE LESSON AND PUPPET DIALOG

<u>Puppet Model</u>	<u>Skill</u>	<u>Activity</u>	<u>Guide Page</u>
2 Feeling Face puppets 1 smiling 1 frowning	understand expressions of emotion	present short skit to introduce vocabulary: smile frown happy sad, etc.	16

Sample Dialog with 2 Feeling Face Puppets

SMILE: Hi there! Say, you don't look too happy today. You look kind of sad.

FROWN: Oh, I do? How can you tell?

\*NOTE: SS refers to your Social Studies Curriculum. Activities here are Language Arts applications to Social Studies. SS applies to all grades.

SAMPLE SECOND GRADE LESSON AND PUPPET DIALOG (Continued)

SMILE: Your face is telling me. It's wearing a frown.

FROWN: I do feel a little sad. But you look like you feel glad.

SMILE: I know how you can tell that I feel so well. My face is wearing a smile.



Feeling Face Stick Puppets




Puppet Model

Skill

Activity

Guide Page



Vocabulary on Blackboard

Follow-up to Above Activity

children mention ways to feel and teacher puts words on blackboard

children make their own feeling face puppets and show different emotions which they repeat orally

children have puppets read sentences about feelings and/or tell stories about their puppets' feelings

# THIRD GRADE CURRICULUM


Puppet Model	Skill	Activity	Guide Page
--------------	-------	----------	------------

Tongue depressor  
people puppet

vocabulary  
development

children make  
tongue depressor  
puppets and dress  
according to  
favorite season

14



Tongue depressor  
People Puppets  
dressed for seasons

descriptive  
vocabulary

Follow-up to  
Above Activity

children think of  
words describing  
the 4 seasons.  
Teacher puts words  
on blackboard

14

complete  
sentences

children complete  
sentences shown on  
board about seasons

14

### Sample Sentences

1. My name is \_\_\_\_\_
2. My favorite season is \_\_\_\_\_
3. In \_\_\_\_\_ the weather is \_\_\_\_\_
4. In \_\_\_\_\_ I like to \_\_\_\_\_

oral expression


children make their  
puppets read the above  
sentences orally

Taino stick  
puppet with symbols

language  
development

teacher uses Taino  
puppet to ask children  
to make plural



31



Taino stick  
puppet  
with symbols



THIRD GRADE CURRICULUM (Continued)

Puppet Model	Skill	Activity	Guide Page
"Pablito Plural" (any type)	language skills	reminder tool to form the plural	32
Animal puppets (any choice)	descriptive sentences	children make favorite animal puppet and write sentences describing animal's life, appearance, etc.	41
 <p>Paper Mouse Finger Puppet</p>			
Paper "Juan Bobo" figure with tab (may make larger version of puppet)	language development	present short skit based on story, "Juan Bobo" or other story about Puerto Rico	41
		<u>Follow-up to Above Activity</u>	
		make vocabulary cards of words used in skit	41
 <p>"Juan Bobo" Paper Tab Puppet</p>		children write simple descriptive letters to Juan Bobo	41
		children draw pictures of Juan Bobo skit they saw and heard	41
Any character on stick	language arts	puppet points to syllables to help with identification and pronunciation	54
Folk tale puppets, e.g. Lunaria and Solaria	language arts critical analysis	puppets can portray characters which children talk about	62

THIRD GRADE CURRICULUM (Continued)

<u>Puppet Model</u>	<u>Skill</u>	<u>Activity</u>	<u>Guide Page</u>
Paper cup Japanese puppets	language arts poetic verse and imagery	use puppets to dramatize poems	94
Paper cup Eskimo puppet	drama production	use puppet in simple drama	109
Tongue depressor famous people puppets	oral expression reading and retaining information	research information and use puppets in oral reports	16 SS*

SAMPLE THIRD GRADE LESSON AND PUPPET DIALOG

<u>Puppet Model</u>	<u>Skill</u>	<u>Activity</u>	<u>Guide Page</u>
Bicycle, car, bus pictures or cut-outs on sticks	language development written vocabulary	present short skit to introduce vocabulary about travel in Connecticut	6


Sample Dialog with Car, Bicycle and Bus Stick Puppets

CAR: Hello there bicycle!

BIKE: How are you today car?

CAR: I'm fine as you can see. My owner just washed me. What's your destination bike?

BIKE: I'm on my way from my home to visit Hartford,




\*NOTE: SS refers to your Social Studies Curriculum. Activities here are Language Arts applications to Social Studies. SS applies to all grades.

SAMPLE THIRD GRADE LESSON AND PUPPET DIALOG (Continued)

BIKE: the capital of our state. Speaking of states, do you recognize this map? (points to map of Connecticut taped on blackboard or bulletin board as backdrop)

CAR: Yes, I do. That's a map of Connecticut. There are many roads to travel in the state. Some streets are bumpy. They are bad for my body. But some highways are smooth and then it's easy to move!




Bicycle and Car Stick Puppets

BIKE: I like riding over bridges.

CAR: Me too. I like bridges better than dark tunnels.

BIKE: Well, I'm on my way. Look, here comes the bus. It's right on schedule.

<u>Puppet Model</u>	<u>Skill</u>	<u>Activity</u>	<u>Guide Page</u>
---------------------	--------------	-----------------	-------------------



The bus is on the bridge.

She drives her car.

Follow-up to Above Activity

written vocabulary

put vocabulary words on blackboard. Children pick 3 and make own vocabulary cards

6

written vocabulary

children use vocabulary words in sentences

6

**PUPPETS AS INSTRUCTIONAL TOOLS**  
**—GENERAL APPLICATIONS**

Puppet Model

Skill

Activity

Hummingbird  
stick



teacher's tool  
to help main-  
tain and direct  
attention

Hummingbird Stick  
Puppet

use puppet as "pointer"  
with maps, posters,  
counting, etc.

Puerto Rican  
Talking Flag  
puppet

teacher's tool  
to maintain and  
direct attention

introduce lessons on  
Puerto Rico

Any puppet  
model

oral expression  
development

help shy children  
express themselves

Purple Monster

motivational  
tool

motivate children to read  
stories like the one with  
the purple monster (First  
and Second Grade Reading  
Curriculum), Monster Goes  
To The Museum

Purple  
Monster  
Talker  
Puppet



Any puppet

teacher's tool  
to add surprise  
to learning

make puppet appear from  
behind a book, back, desk, etc.

Pava paper stick  
or coqui and  
banana on sticks

maintain  
attention

review lessons, stories, etc.  
with children. Have the  
puppet ask questions



Pava Paper  
Stick Puppet

GENERAL APPLICATIONS OF PUPPETS AS INSTRUCTIONAL TOOLS (Continued)

<u>Puppet Model</u>	<u>Skill</u>	<u>Activity</u>
---------------------	--------------	-----------------

Any puppet

maintain  
attention

teacher uses puppet to  
introduce lessons



Sun Stick  
Puppet

Sample Dialog for Introduction

Sun Puppet:  
on stick

Good morning, boys and girls.  
Today we're going to talk  
about weather.

Coqui paper  
talker

attract children  
and prepare for  
work

welcome children  
to class

Butterfly paper  
on stick

prepare children  
for dismissal

puppet says goodbye  
to children and encourages  
good attendance the next day



Butterfly Paper  
Puppet

Any puppet

motivational tool

promote good attendance  
to school

Birthday Bunny  
paper counter

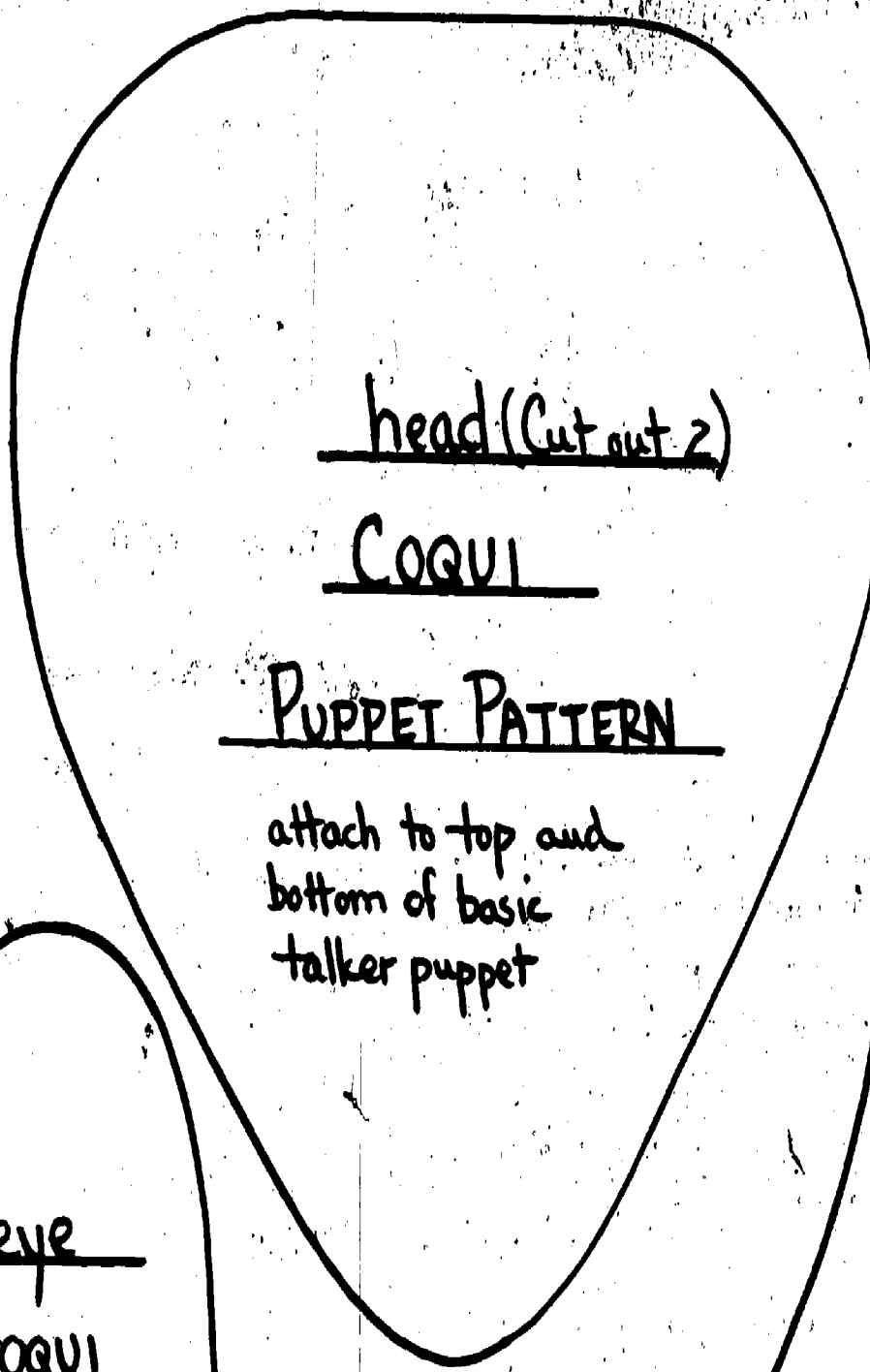
personalize  
birthdays

celebrate birthdays,  
sing Happy Birthday,  
count number of years, etc.



Happy Birthday  
Paper Rabbit  
Puppet

# PUPPET PATTERNS



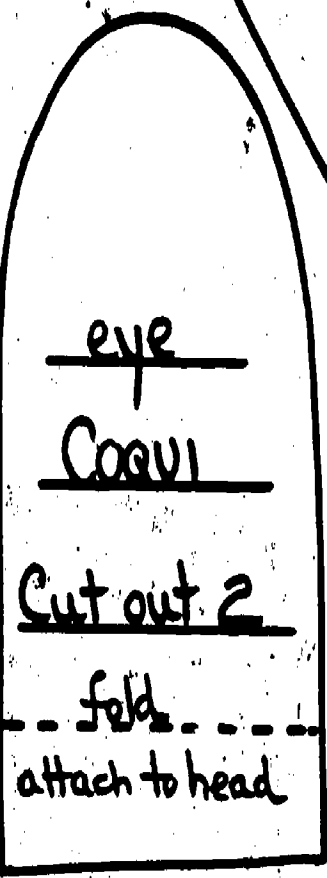
head (Cut out 2)

COQUI

PUPPET PATTERN

attach to top and  
bottom of basic  
talker puppet

fold  
attach to  
bottom of basic  
talker puppet

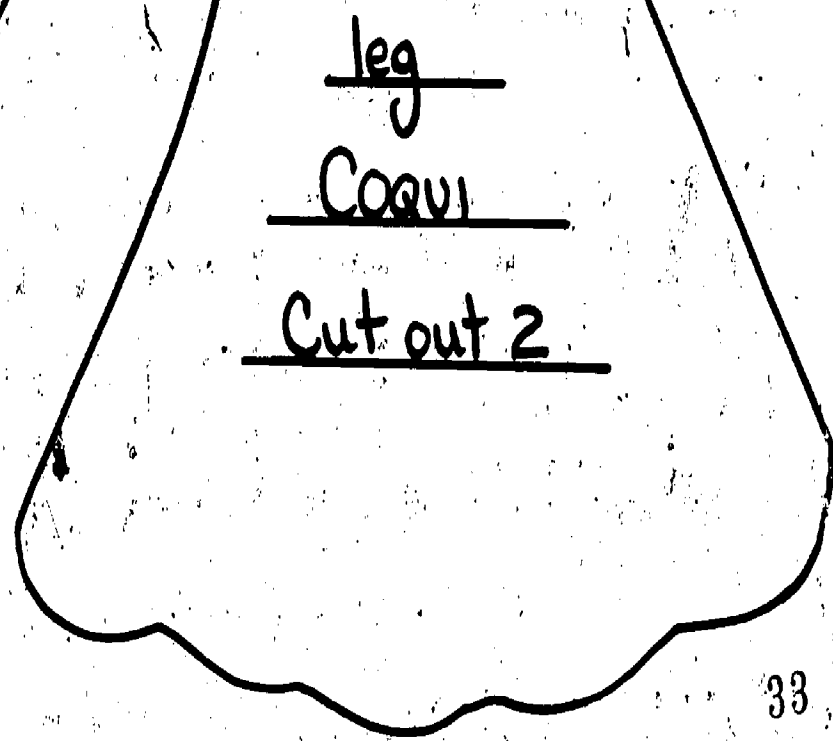


eye

COQUI

Cut out 2

fold  
attach to head



leg

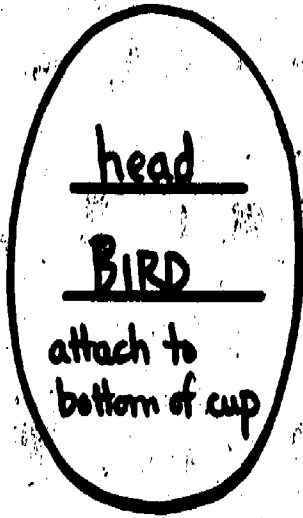

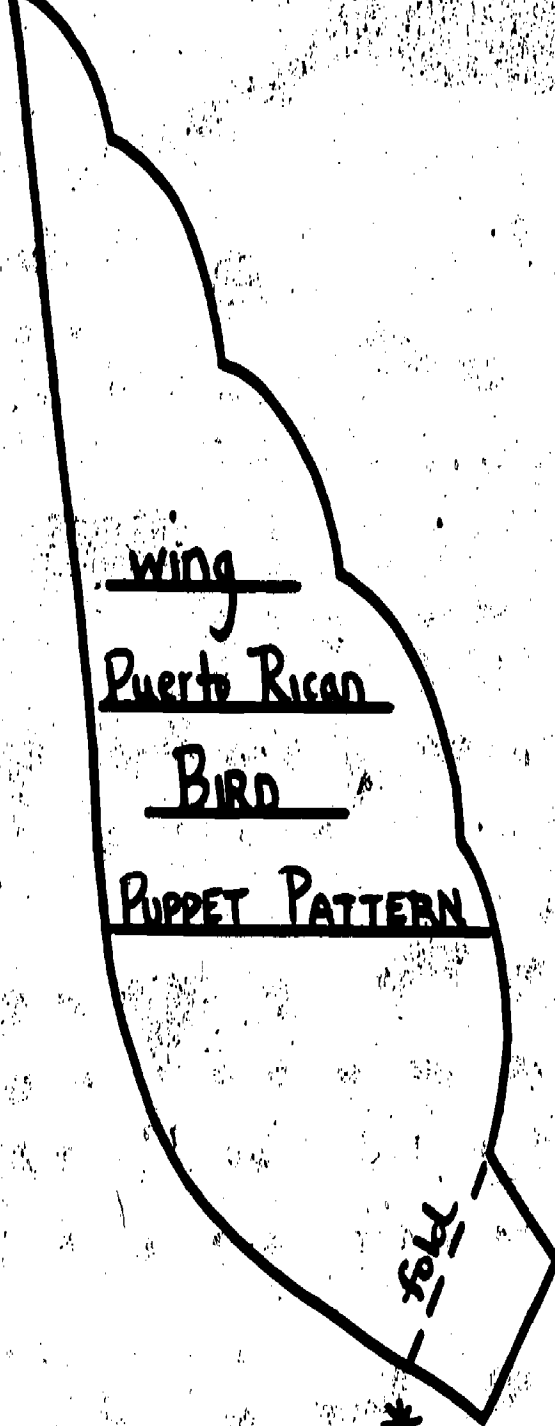
COQUI

Cut out 2

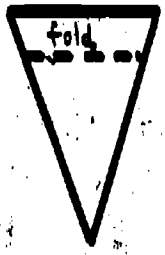
cut along dotted line



Puerto Rican Flag  
attach to cup puppet  
between wings



attach wings  
to sides of  
cup puppet \*



attach to  
head of  
puppet

cut along dotted line

wing  
FIREFLY

PUPPET PATTERN

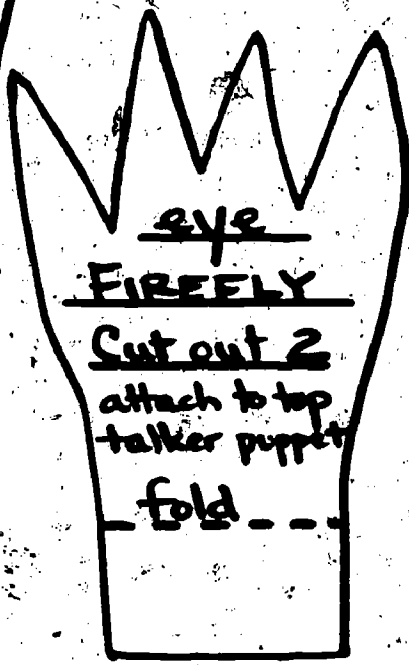
attach to top  
of basic talker  
puppet

wing  
FIREFLY

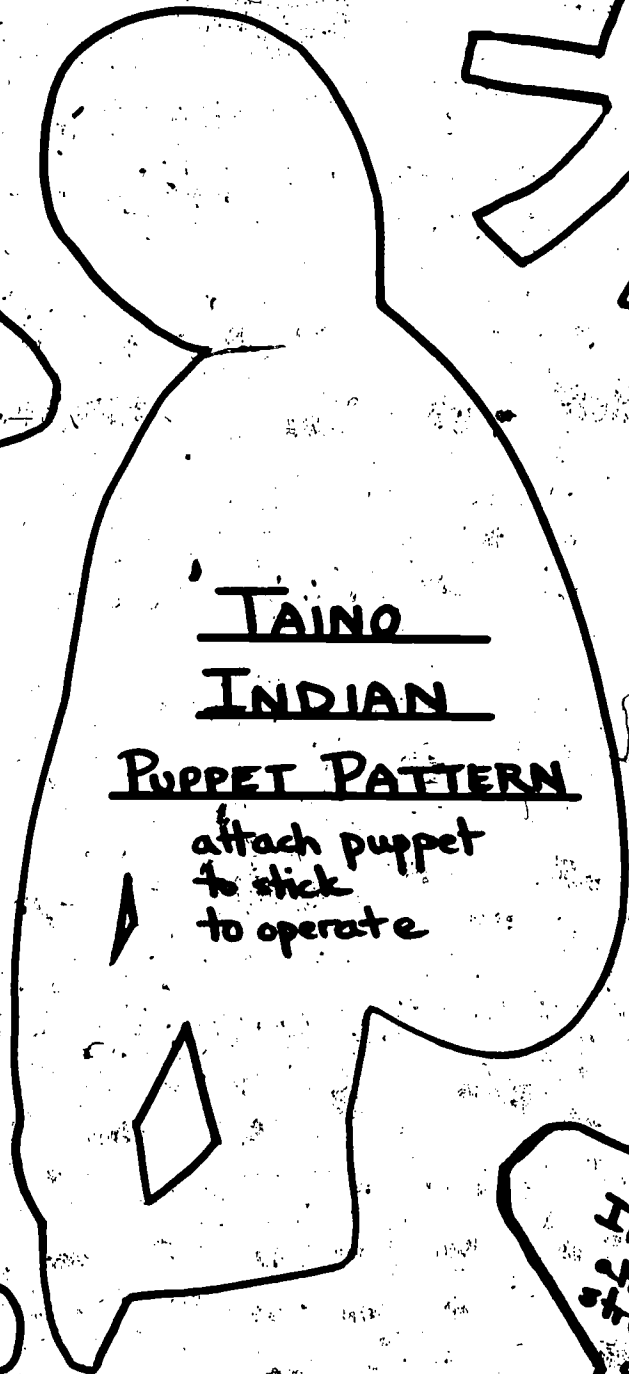

PUPPET PATTERN

attach next to other  
wing to top of  
basic talker puppet

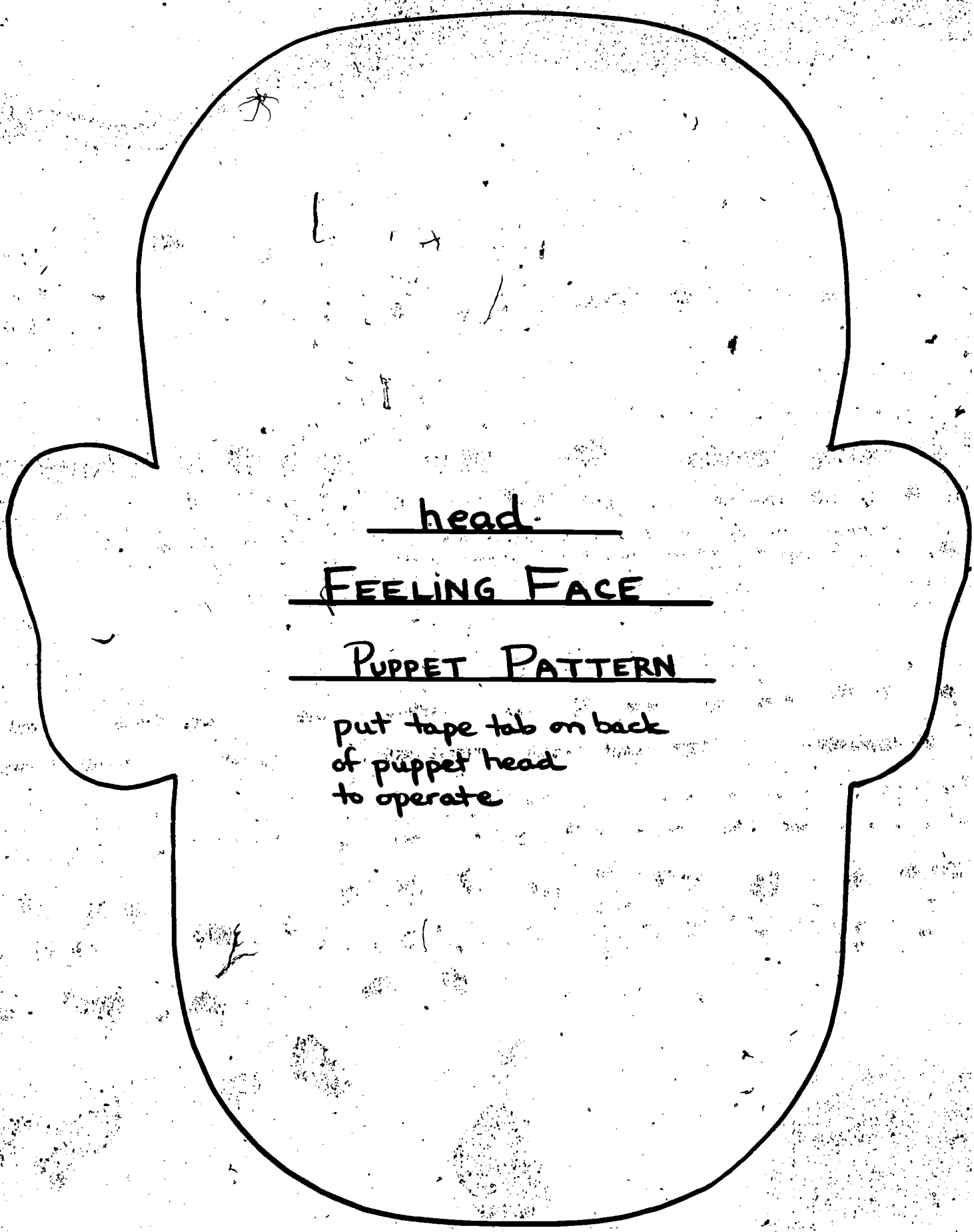
cut along dotted line



cut along dotted line



cut along dotted line

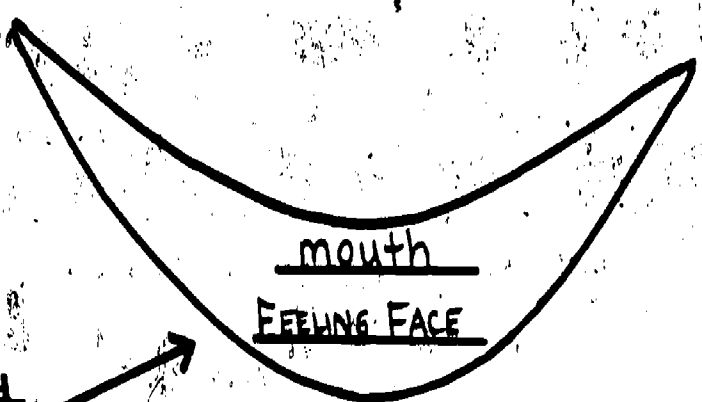
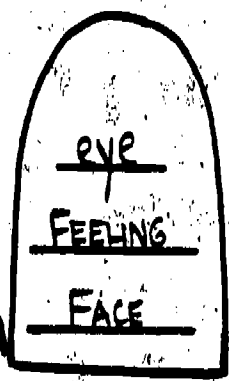
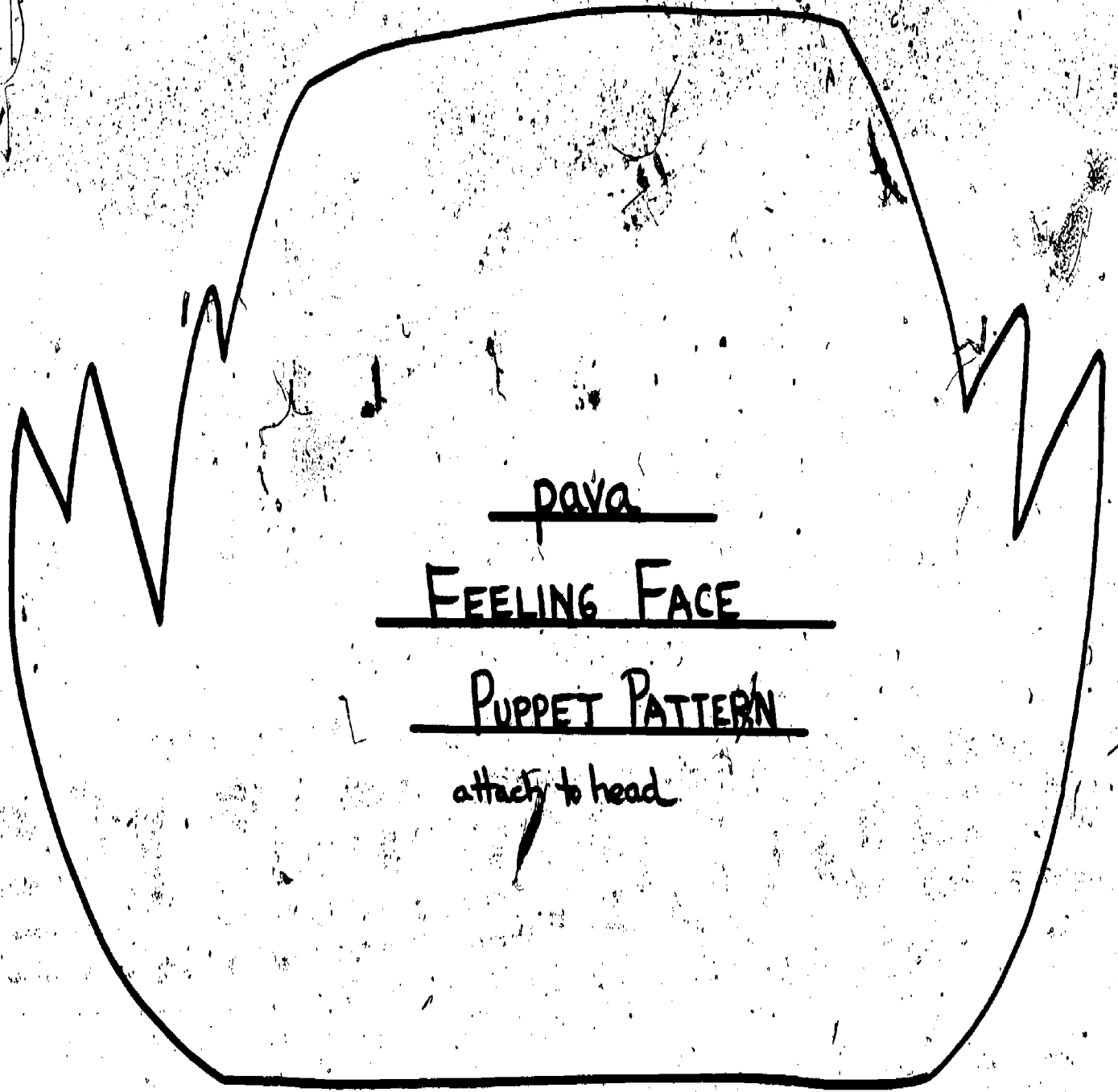


head.

FEELING FACE

PUPPET PATTERN

put tape tab on back  
of puppet head  
to operate



attach to head  
with tape loop  
or paper fastener

cut along dotted line

cut along dotted line

cut out along outside line


HUMMINGBIRD

PUPPET PATTERN

attach paper bird  
to stick

Optional: glue first to  
cardboard

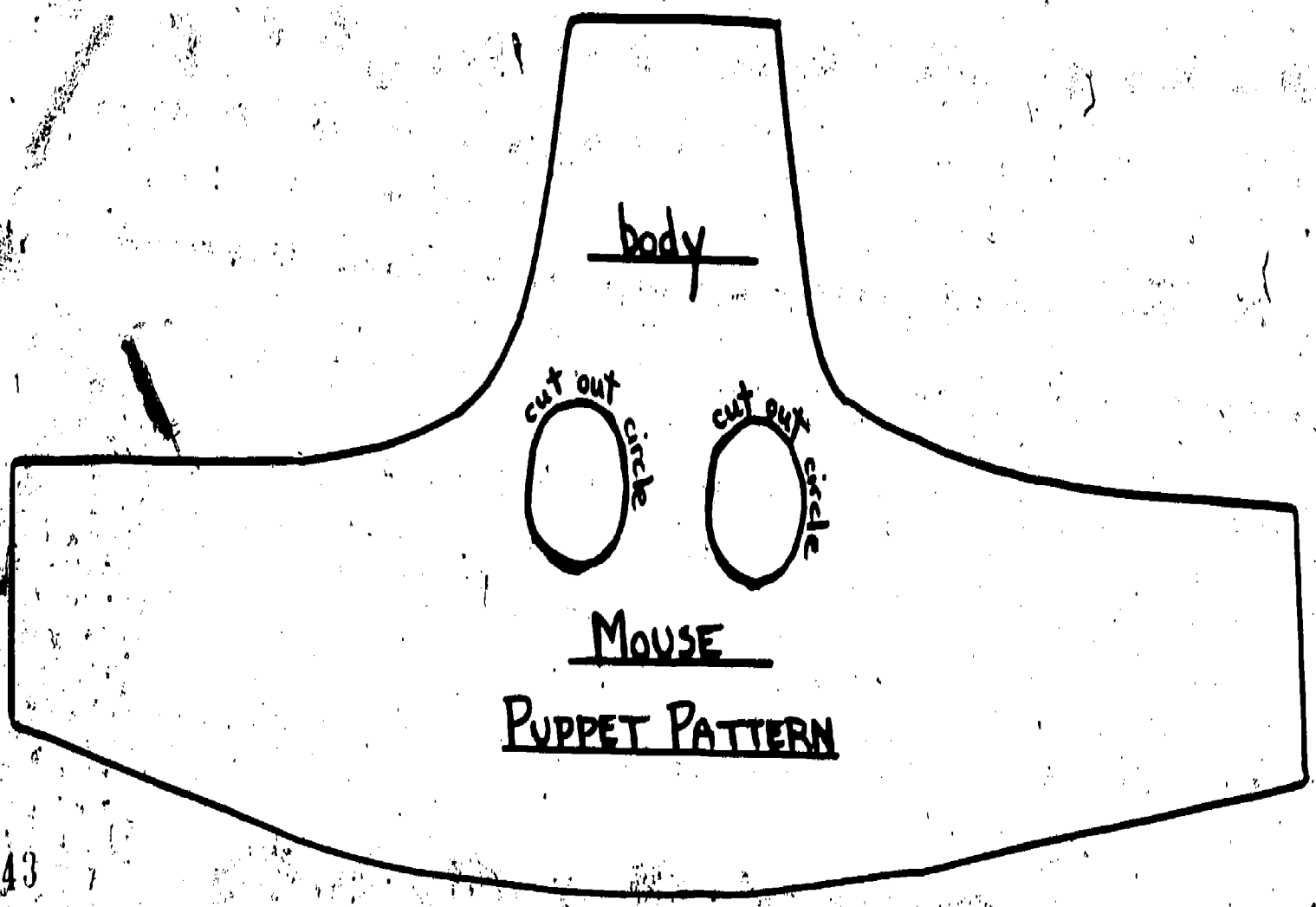
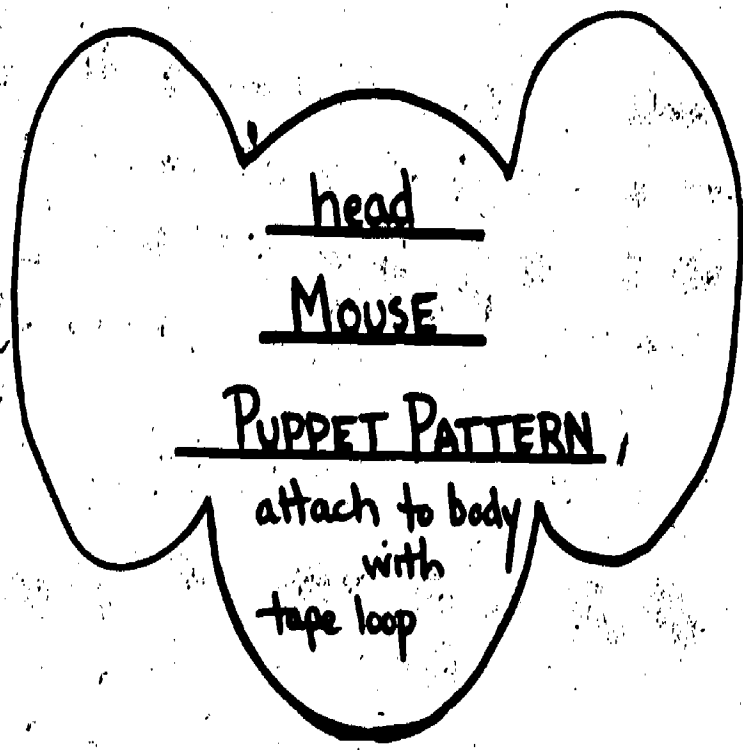
cut along dotted line



JUAN BOBO

PUPPET PATTERN

put tape tab  
on back of  
puppet  
to operate





BUTTERFLY

PUPPET PATTERN

fold

fold

fold

45

46

cut along dotted line



cut along dotted line

ANYTHING

PUPPET PATTERN

cut out 2 in felt or  
other fabric.  
sew together leaving  
bottom open.  
decorate.