

DOCUMENT RESUME

ED 132 927

HE 008 487

TITLE. Geographic Origins of First-Time Students. Fall 1975. Report No. 3-76A.

INSTITUTION State Univ. of New York, Albany. Central Staff Office of Institutional Research.

PUB DATE Nov 76

NOTE 209p.; For related document, see HE 008 430

EDRS PRICE MF-\$0.83 HC-\$11.37 Plus Postage.

DESCRIPTORS Demography; *Enrollment; *Geographic Distribution; *Higher Education; *State Colleges; State Schools; State Surveys; *State Universities; Tables (Data); *Undergraduate Students

IDENTIFIERS *State University of New York; SUNY

ABSTRACT

This report presents the results of the annual survey of geographic origins or permanent residence of first-time credit-course students attending institutions of the State University of New York during the 1975 fall term. It is the companion report to "Geographic Origins of Students, Fall 1975," which provides permanent residence data for all credit-course students. This report includes summary and individual institutional data, as well as eight tables of basic data on the permanent residence of State University students in relation to the four coordinating areas of New York State. However, the medical and health sciences centers and College at Utica/Rome are not included because they did not have any first-time students. The eight community colleges are not included, because they are no longer a part of the State University of New York. (Author/MSE)

 * Documents acquired by ERIC include many informal unpublished *
 * materials not available from other sources. ERIC makes every effort *
 * to obtain the best copy available. Nevertheless, items of marginal *
 * reproducibility are often encountered and this affects the quality *
 * of the microfiche and hardcopy reproductions ERIC makes available *
 * via the ERIC Document Reproduction Service (EDRS). EDRS is not *
 * responsible for the quality of the original document. Reproductions *
 * supplied by EDRS are the best that can be made from the original. *

ED132927

GEOGRAPHIC ORIGINS OF
FIRST-TIME STUDENTS
FALL 1975



STATE UNIVERSITY OF NEW YORK

U.S. DEPARTMENT OF HEALTH,
EDUCATION & WELFARE
NATIONAL INSTITUTE OF
EDUCATION

THIS DOCUMENT HAS BEEN REPRO-
DUCED EXACTLY AS RECEIVED FROM
THE PERSON OR ORGANIZATION ORIGI-
NATING IT. POINTS OF VIEW OR OPINIONS
STATED DO NOT NECESSARILY REPRESENT
OFFICIAL NATIONAL INSTITUTE OF
EDUCATION POSITION OR POLICY

Office of
Institutional Research
Report No. 3-76A

HE 008487

GEOGRAPHIC ORIGINS OF FIRST-TIME STUDENTS

FALL 1975

Report Number 3-76A

CENTRAL STAFF OFFICE OF INSTITUTIONAL RESEARCH
STATE UNIVERSITY OF NEW YORK
November 1976

TABLE OF CONTENTS

	<u>Page</u>
PREFACE.	ix
SUMMARY OF DATA.	xi
MAP OF STATE UNIVERSITY INSTITUTIONS	xv

PART ONE -- SUMMARY TABLES

First-time students by institution	3
Permanent residence of first-time students	6

PART TWO -- INSTITUTIONAL SUMMARIES

Permanent residence of first-time students by institution:	
University Centers.	9
Albany	10
Binghamton	11
Buffalo.	12
Stony Brook.	13
University Colleges	14
Brockport.	15
Buffalo.	16
Cortland	17
Empire State	18
Fredonia	19
Geneseo.	20
New Paltz.	21
Old Westbury	22
Oneonta.	23
Oswego	24
Plattsburgh.	25
Potsdam.	26
Purchase	27
Health Sciences Centers	28

TABLE OF CONTENTS
(Continued)

	<u>Page</u>
Specialized Colleges.	29
Environmental Science and Forestry	30
Maritime	31
Statutory Colleges.	32
Agriculture and Life Sciences.	33
Ceramics	34
Human Ecology.	35
Industrial and Labor Relations	36
Agricultural and Technical Colleges	37
Alfred	38
Canton	39
Cobleskill	40
Delhi.	41
Farmingdale.	42
Morrisville.	43
Community Colleges.	44
Adirondack	45
Broome	46
Cayuga County.	47
Clinton.	48
Columbia-Greene.	49
Community College of the Finger Lakes.	50
Corning.	51
Dutchess	52
Erie	53
Fashion Institute.	54
Fulton-Montgomery.	55
Genesee.	56
Herkimer County.	57
Hudson Valley.	58
Jamestown.	59
Jefferson.	60
Mohawk Valley.	61
Monroe	62
Nassau	63
Niagara County	64

TABLE OF CONTENTS
(Continued)

	<u>Page</u>
Community Colleges (continued)	
North Country	65
Onondaga	66
Orange County	67
Rockland	68
Schenectady County	69
Suffolk County	70
Sullivan County	71
Tompkins-Cortland	72
Ulster County	73
Westchester	74

PART THREE -- SUMMARIES BY PERMANENT RESIDENCE

Institution of first-time students by permanent residence:

New York State counties	77
Albany	78
Allegany	79
Bronx	80
Broome	81
Cattaraugus	82
Cayuga	83
Chautauqua	84
Chemung	85
Chenango	86
Clinton	87
Columbia	88
Cortland	89
Delaware	90
Dutchess	91
Erie	92
Essex	93
Franklin	94
Fulton	95
Genesee	96
Greene	97

TABLE OF CONTENTS
(Continued)

	<u>Page</u>
New York State counties (continued)	
Hamilton	98
Herkimer	99
Jefferson	100
Kings	101
Lewis	102
Livingston	103
Madison	104
Monroe	105
Montgomery	106
Nassau	107
New York	108
Niagara	109
Oneida	110
Onondaga	111
Ontario	112
Orange	113
Orleans	114
Oswego	115
Otsego	116
Putnam	117
Queens	118
Rensselaer	119
Richmond	120
Rockland	121
St. Lawrence	122
Saratoga	123
Schenectady	124
Schoharie	125
Schuyler	126
Seneca	127
Steuben	128
Suffolk	129
Sullivan	130
Tioga	131
Tompkins	132
Ulster	133

TABLE OF CONTENTS
(Continued)

	<u>Page</u>
New York State counties (continued)	
Warren	134
Washington	135
Wayne	136
Westchester	137
Wyoming	138
Yates	139
Rest of the United States	140
Foreign countries	141
 <u>PART FOUR -- RELATED SUMMARIES</u> 	
High school status of S.U.N.Y. full-time, first-time students	145
Percent distribution of S.U.N.Y. full-time, first-time students by high school status	148
Age group of S.U.N.Y. full-time, first-time students	151
Percent distribution of S.U.N.Y. full-time, first-time students by age group	155
Percent distribution of S.U.N.Y. full-time, first-time students by type of institution and area of permanent residence	159
Western coordinating area #1	160
Central coordinating area #2	161
Northeastern coordinating area #3	163
Southeastern coordinating area #4	164
Percent distribution of S.U.N.Y. full-time, first-time students by area of permanent residence and institution	165
Percent distribution of S.U.N.Y. full-time, first-time students attending colleges in their area of permanent residence by institution	169
 <u>PART FIVE -- PUBLICATIONS LIST</u> 	
Publications List	175

PREFACE

This report presents the results of the annual survey of geographic origins or permanent residence of first-time credit course students attending institutions of the State University of New York during the 1975 fall term. It is the companion report to Geographic Origins of Students, Fall 1975 which provides permanent residence data for all credit course students. These reports comprise a significant data resource for studies of the residence and migration of college and university students. The state-wide nature of the student bodies of State University institutions has led to a deep interest in these data for enrollment projecting, for policy planning, and for other administrative purposes.

Although most studies of the geographic origins of college students suffer the problem of a valid definition of "residence", first-time student studies are probably quite free of the customary variables affecting definitional inconsistency. First-time students have never been to a college previous to the term in which they are reported. Most first-time students are minors under 21 years of age, single, living at home when applying, and then attending full-time — factors likely to change as the students grow older, marry and participate concurrently in non-student occupations which may affect their domicile.

This report includes summary and individual institutional data, as well as eight tables of basic data on the permanent residence of State University students in relation to the four coordinating areas of New York State. However, because this report is confined to the enrollments and permanent residence of first-time undergraduate students, the following SUNY institutions which did not have any first-time students are not included: College at Utica/Rome, Buffalo Health Sciences Center, Downstate Medical Center, Stony Brook Health Sciences Center, College of Optometry and the College of Veterinary Medicine. Also excluded from this report are the eight Community Colleges under the sponsorship of the New York City Board of Higher Education, which were no longer a part of the State University of New York as of July 1, 1975.

No study of this magnitude could have been conducted or completed without the extensive cooperation of campus personnel and of those in the Central Staff Office of Institutional Research. Persons who will use this document will be grateful for that effort. We would give serious consideration to any recommendations for future studies or reports of this type.

Tommy Annas
Director

Susan G. Dean
Assistant for
Institutional Research

SUMMARY OF DATA

In the Fall of 1975, 99,639 first-time students enrolled in institutions of the State University of New York. The reader is cautioned regarding year-to-year comparisons, as data for Fall 1975 does not include the eight Community Colleges under the sponsorship of the New York City Board of Higher Education, because these institutions were no longer a part of the State University of New York as of July 1, 1975. The following table was constructed to facilitate such year-to-year comparisons.

Comparison of Enrollment of First-time Students
State University of New York, Fall 1971 through Fall 1975

Fall	First-time enrollment		
	Total	NYCBHECC ^a	SUNY excluding NYCBHECC ^a
1975	99,639	-	99,639
1974	112,494	20,405	92,089
1973	108,137	18,085	90,052
1972	104,134	18,121	86,013
1971	102,480	20,311	82,169

Having excluded first-time enrollment at the Community Colleges under the sponsorship of the New York City Board of Higher Education for these years, year-to-year comparisons of the number of first-time students show increases over the past five years.

Fall	% change in number of first-time students
1974-1975	+ 8.2
1973-1974	+ 2.3
1972-1973	+ 4.7
1971-1972	+ 4.7

^aCommunity Colleges under the sponsorship of the New York City Board of Higher Education.

However, the percent of total enrollment reported as first-time students has shown a decline for the past three years.

First-time Students as a Percent of
Official Credit Course Enrollment
State University of New York, Fall 1971 through Fall 1975

Fall	Total	First-time	% of total enrollment reported as first-time
1975	357,614	99,639	27.9
1974	325,245 ^a	92,089 ^a	28.3
1973	306,576 ^a	90,052 ^a	29.4
1972	290,857 ^a	86,013 ^a	29.6
1971	284,220 ^a	82,169 ^a	28.9

The percent of first-time students reported as New York State residents has remained relatively constant over the past five years.

Comparison of Percent of First-time Enrollment Reported as
New York State Residents, State University of New York
Excluding Community Colleges under the Sponsorship of the
New York City Board of Higher Education, Fall 1971 through Fall 1975

Fall	% of total enrollment	% of NYCBHECC	% of SUNY, excluding NYCBHECC
1975	97.7	-	97.7
1974	98.1	98.3	98.0
1973	98.1	98.2	98.0
1972	97.5	96.2	97.8
1971	98.0	98.9	97.8

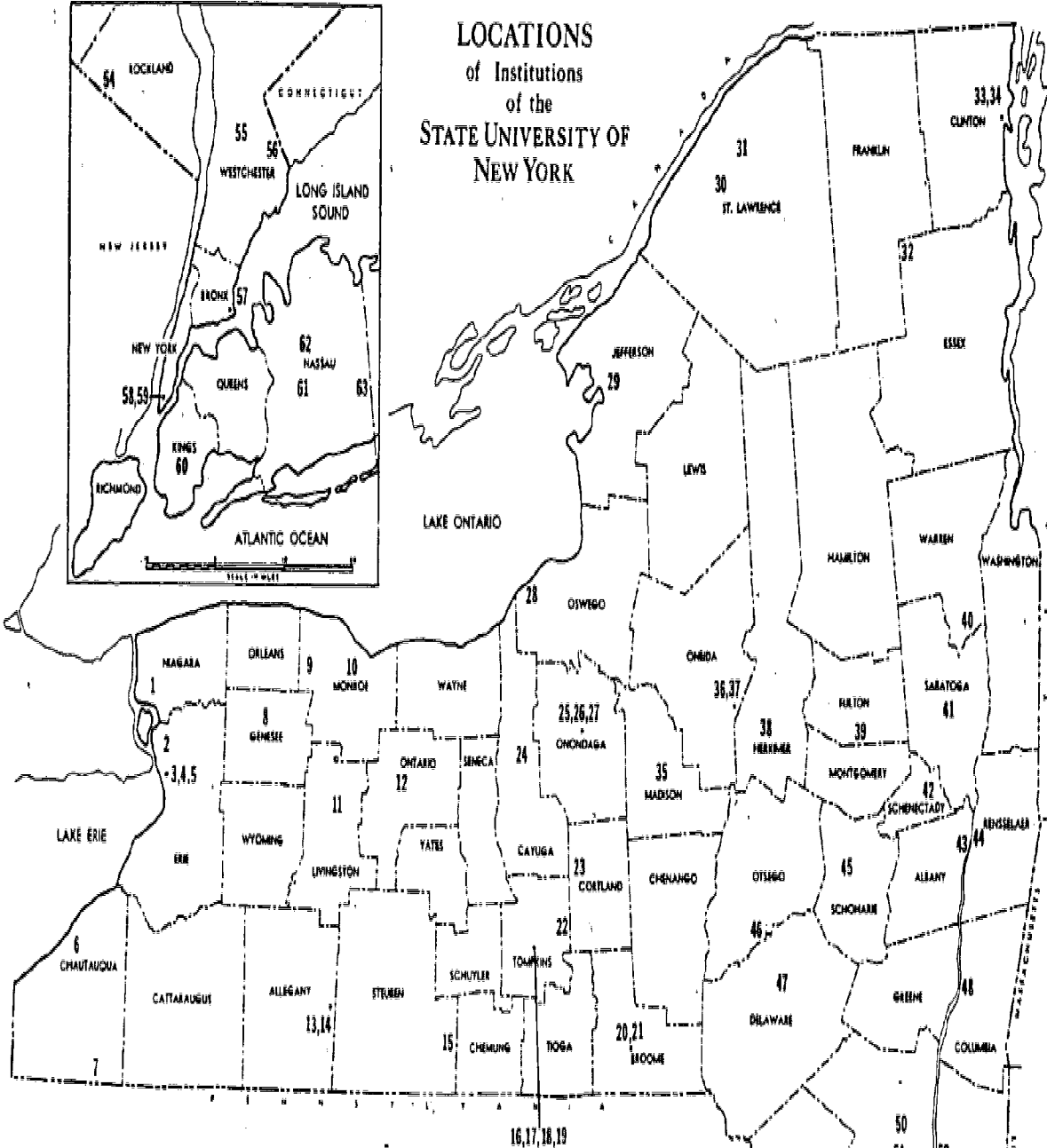
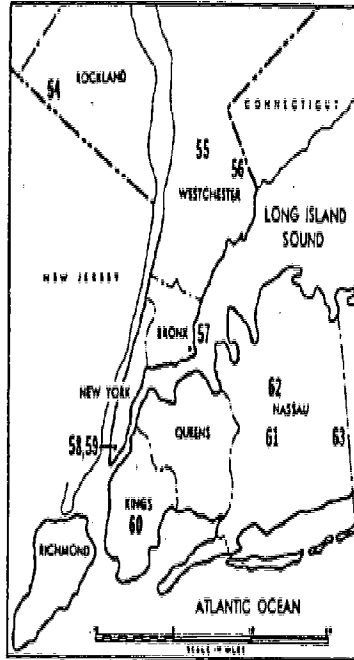
^aExcludes Community Colleges under the sponsorship of the New York City Board of Higher Education.

These New York State residents are found in different concentrations at different types of institutions. The table which follows arrays these data by institution type within the State University of New York system.

Percent of First-time Students Reported as
New York State Residents by Type of Institution
State University of New York, Fall 1975

Institution type	Total first-time enrollment	New York State residents	% of first-time enrollment New York State residents
State University total	99,639	97,299	97.7
State-operated institutions	41,789	40,530	97.0
University Centers	9,060	8,909	98.3
University Colleges	15,168	14,814	97.7
Health Sci. Ctrs.	76	72	94.7
Specialized Colleges	579	452	78.1
Statutory Colleges	1,064	884	83.1
Agricultural and Technical Colleges	15,842	15,399	97.2
Community Colleges	57,850	56,769	98.1

LOCATIONS of Institutions of the STATE UNIVERSITY OF NEW YORK



INSTITUTIONS OF THE STATE UNIVERSITY OF NEW YORK (NUMERICAL LISTING)

- 1 - NIAGARA COUNTY CC
- 2 - ERIE CC
- 3 - SUNY AT BUFFALO
- 4 - BUFFALO HEALTH SCIENCES CENTER
- 5 - SUNY COLLEGE AT BUFFALO
- 6 - SUNY COLLEGE AT FREDONIA
- 7 - JAMESTOWN CC
- 8 - GENESSEE CC
- 9 - SUNY COLLEGE AT BROOKPORT
- 10 - MONROE CC
- 11 - SUNY COLLEGE AT GENESIO
- 12 - COMMUNITY COLLEGE OF THE FINGER LAKES
- 13 - COLLEGE OF CERAMICS
- 14 - ALFRED AG. & TECH.
- 15 - CORNING CC
- 16 - SUNY COLLEGE OF AG. & LIFE SCIENCES
- 17 - SUNY COLLEGE OF HUMAN ECOLOGY
- 18 - SUNY SCHOOL OF INDUSTRIAL & LABOR RELATIONS
- 19 - SUNY COLLEGE OF VETERINARY MEDICINE
- 20 - SUNY AT BIRGHAMTON
- 21 - BROOME CC
- 22 - TOMPKINS-CORTLAND CC
- 23 - SUNY COLLEGE AT CORTLAND
- 24 - CAYUGA COUNTY CC
- 25 - UPSTATE MEDICAL CENTER
- 26 - ENVIRONMENTAL SCIENCE & FORESTRY
- 27 - ONONDAGA CC
- 28 - SUNY COLLEGE AT OSWEGO
- 29 - JEFFERSON CC
- 30 - CANTON AG. & TECH.
- 31 - SUNY COLLEGE AT POTS DAM
- 32 - NORTH COUNTRY CC
- 33 - SUNY COLLEGE AT PLATTSBURGH
- 34 - CLINTON CC
- 35 - MORRISVILLE AG. & TECH.
- 36 - SUNY COLLEGE AT UTICA/ROME
- 37 - MOHAWK VALLEY CC
- 38 - HERKIMER COUNTY CC
- 39 - FULTON-MONTGOMERY CC
- 40 - ADIRONDACK CC
- 41 - EMPIRE STATE COLLEGE
- 42 - SCHENECTADY COUNTY CC
- 43 - SUNY AT ALBANY
- 44 - MOHON VALLEY CC
- 45 - COBLESKILL AG. & TECH.
- 46 - SUNY COLLEGE AT CHEMONTA
- 47 - DELHI AG. & TECH.
- 48 - COLUMBIA-GREENE CC
- 49 - SULLIVAN COUNTY CC
- 50 - ULSTER COUNTY CC
- 51 - SUNY COLLEGE AT NEW PALTZ
- 52 - DUTCHESS CC
- 53 - ORANGE COUNTY CC
- 54 - ROCKLAND CC
- 55 - WESTCHESTER CC
- 56 - SUNY COLLEGE AT PURCHASE
- 57 - SUNY MARITIME COLLEGE
- 58 - STATE COLLEGE OF OPTOMETRY
- 59 - FASHION INSTITUTE OF TECHNOLOGY
- 60 - CONSTATE MEDICAL CENTER
- 61 - NASSAU CC
- 62 - SUNY COLLEGE AT OLD WESTBURY
- 63 - FARMINGDALE AG. & TECH.
- 64 - SUNY AT STONY BROOK
- 65 - STONY BROOK HEALTH SCIENCES CENTER
- 66 - SUFFOLK COUNTY CC

INSTITUTIONS OF THE STATE UNIVERSITY OF NEW YORK (BY INSTITUTIONAL TYPE)

UNIVERSITY CENTERS

- ALBANY - 43
- BIRGHAMTON - 20
- BUFFALO - 3
- STONY BROOK - 64

UNIVERSITY COLLEGES

- BROOKPORT - 9
- BUFFALO - 5
- CORTLAND - 23
- EMPIRE STATE - 41
- FREDONIA - 6
- GENESIO - 11
- NEW PALTZ - 51
- OLD WESTBURY - 62
- CHEMONTA - 46
- OSWEGO - 28
- PLATTSBURGH - 33
- POTS DAM - 31
- PURCHASE - 56
- UTICA/ROME - 36

HEALTH SCIENCES CENTERS

- BUFFALO - 4
- DOWNSTATE - 60
- STONY BROOK - 65
- UPSTATE - 25

SPECIALIZED COLLEGES

- ENVIRONMENTAL SCI. & FORESTRY - 26
 - MARITIME - 57
 - OPTOMETRY - 58
- ### STATUTORY COLLEGES
- AG. & LIFE SCIENCES - 16
 - CERAMICS - 13
 - HUMAN ECOLOGY - 17
 - INDUSTRIAL & LABOR RELATIONS - 18
 - VETERINARY MEDICINE - 19

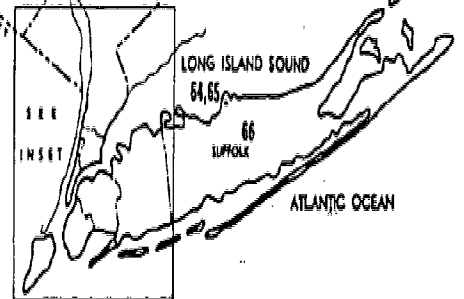
AG. & TECH. COLLEGES

- ALFRED - 14
- CANTON - 30
- COBLESKILL - 45
- DELHI - 47
- FARMINGDALE - 63
- MORRISVILLE - 35

COMMUNITY COLLEGES

- ADIRONDACK - 42
- BROOME - 21
- CAYUGA COUNTY - 24
- CLINTON - 34
- COLUMBIA-GREENE - 48
- CC OF THE FINGER LAKES - 12
- CORNING - 15
- DUTCHESS - 52
- ERIE - 2
- FASHION INSTITUTE - 59

- FULTON-MONTGOMERY - 39
- GENESSEE - 8
- HERKIMER COUNTY - 38
- HUSSON VALLEY - 44
- JAMESTOWN - 7
- JEFFERSON - 29
- MOHAWK VALLEY - 37
- MONROE - 10
- NASSAU - 61
- NIAGARA COUNTY - 1
- NORTH COUNTRY - 32
- ONONDAGA - 27
- ORANGE COUNTY - 53
- ROCKLAND - 54
- SCHENECTADY COUNTY - 42
- SUFFOLK COUNTY - 66
- SULLIVAN COUNTY - 49
- TOMPKINS-CORTLAND - 22
- ULSTER COUNTY - 50
- WESTCHESTER - 55



PART ONE
SUMMARY TABLES

TABLE 1--FIRST-TIME STUDENTS BY INSTITUTION, FALL 1975
STATE UNIVERSITY OF NEW YORK

Institution	Total	Full-time only
State University total	99,639	71,898
State-operated institutions	41,789	34,857
University Centers	9,060	8,176
Albany	2,526	2,147
Binghamton	1,534	1,368
Buffalo	3,157	2,827
Stony Brook	1,843	1,834
University Colleges	15,168	13,678
Brockport	2,066	2,025
Buffalo	1,479	1,432
Cortland	1,102	1,093
Empire State	545	244
Fredonia	1,001	859
Geneseo	1,445	1,324
New Paltz	1,558	1,085
Old Westbury	400	288
Oneonta	1,033	1,022
Oswego	1,990	1,956
Plattsburgh	1,082	968
Potsdam	987	987
Purchase	480	395
Utica/Rome	-	-
Health Sciences Centers	76	76
Buffalo	-	-
Downstate	-	-
Stony Brook	-	-
Upstate	76	76
Specialized Colleges	579	575
Environmental Science and Forestry	312	309
Maritime	267	266
Optometry	-	-

76/634-1
cvh

TABLE 1--FIRST-TIME STUDENTS BY INSTITUTION, FALL 1975
STATE UNIVERSITY OF NEW YORK
(Continued)

Institution	Total	Full-time only
Statutory Colleges	1,064	1,063
Agriculture and Life Sciences	581	581
Ceramics	128	127
Human Ecology	231	231
Industrial and Labor Relations	124	124
Veterinary Medicine	-	-
Agricultural and Technical Colleges	15,842	11,289
Alfred	2,129	1,988
Canton	1,173	1,074
Cobleskill	1,546	1,414
Delhi	1,502	1,404
Farmingdale	7,888	4,035
Morrisville	1,604	1,374
Community Colleges	57,850	37,041
Adirondack	2,435	499
Broome	1,605	1,210
Cayuga County	1,080	720
Clinton	758	340
Columbia-Greene	394	288
Community College of the Finger Lakes	1,136	579
Corning	1,194	983
Dutchess	1,719	1,157
Erie	4,079	3,032
Fashion Institute	2,295	1,015
Fulton-Montgomery	714	512
Genesee	1,146	902
Herkimer County	718	555
Hudson Valley	2,344	2,133
Jamestown	1,134	736
Jefferson	560	450
Mohawk Valley	3,083	1,583
Monroe	3,804	2,275

76/634-2
cvh

TABLE 1--FIRST-TIME STUDENTS BY INSTITUTION, FALL 1975
STATE UNIVERSITY OF NEW YORK
(Continued)

Institution	Total	Full-time only
Community Colleges (continued)		
Nassau	6,443	4,502
Niagara County	1,621	1,515
North Country	455	283
Onondaga	2,286	1,371
Orange County	1,864	1,158
Rockland	2,459	1,300
Schenectady County	1,003	539
Suffolk County	5,118	3,774
Sullivan County	950	732
Tompkins-Cortland	1,262	562
Ulster County	1,178	708
Westchester	3,013	1,628

76/634-3
cvh

TABLE 2--FIRST-TIME STUDENTS BY PERMANENT RESIDENCE, FALL 1975
STATE UNIVERSITY OF NEW YORK

Permanent residence	Total	Full-time only	Permanent residence	Total	Full-time only
All first-time students	99,639	71,898	Oneida	3,210	1,831
All New York counties	97,299	70,052	Onondaga	3,779	2,892
Albany	1,779	1,404	Ontario	864	539
Allegany	296	249	Orange	2,048	1,331
Bronx	810	663	Orleans	241	188
Broome	2,228	1,722	Oswego	668	588
Cattaraugus	463	357	Otsego	349	296
Cayuga	803	517	Putnam	440	350
Chautauqua	1,370	905	Queens	1,681	1,476
Chemung	721	624	Rensselaer	960	832
Chenango	470	239	Richmond	301	285
Clinton	1,032	528	Rockland	3,067	1,968
Columbia	416	333	St. Lawrence	743	653
Cortland	486	308	Saratoga	1,223	855
Delaware	357	278	Schenectady	1,446	1,061
Dutchess	1,971	1,380	Schoharie	239	127
Erie	7,760	6,521	Schuyler	139	122
Essex	333	254	Seneca	240	168
Franklin	372	261	Steuben	872	749
Fulton	440	332	Suffolk	11,680	8,133
Genesee	664	514	Sullivan	708	469
Greene	306	197	Tioga	421	336
Hamilton	52	42	Tompkins	891	480
Herkimer	725	488	Ulster	1,823	1,080
Jefferson	694	590	Warren	915	272
Kings	1,384	1,073	Washington	1,263	259
Lewis	153	137	Wayne	608	400
Livingston	405	313	Westchester	4,590	3,326
Madison	468	377	Wyoming	267	191
Monroe	5,142	3,697	Yates	172	124
Montgomery	454	333	Counties unknown	340	191
Nassau	14,817	11,038	Rest of U. S.	1,656	1,324
New York	1,273	657	Foreign countries	446	398
Niagara	2,467	2,149	Permanent residence unknown	238	124

76/635
dj

PART TWO
INSTITUTIONAL SUMMARIES

TABLE 3--FIRST-TIME STUDENTS BY PERMANENT RESIDENCE, FALL 1975
UNIVERSITY CENTERS

Permanent residence	Total	Full-time only	Permanent residence	Total	Full-time only
All first-time students	9,060	8,176	Oneida	80	78
All New York counties	8,909	8,027	Onondaga	144	142
Albany	391	186	Ontario	11	11
Allegany	4	4	Orange	64	64
Bronx	240	239	Orleans	3	3
Broome	373	223	Oswego	12	12
Cattaraugus	20	20	Otsego	10	10
Cayuga	12	12	Putnam	27	27
Chautauqua	23	23	Queens	624	622
Chemung	36	36	Rensselaer	99	51
Chenango	14	13	Richmond	78	78
Clinton	8	8	Rockland	182	182
Columbia	17	14	St. Lawrence	21	19
Cortland	10	10	Saratoga	110	76
Delaware	6	5	Schenectady	143	93
Dutchess	88	87	Schoharie	9	4
Erie	1,787	1,476	Schuyler	7	7
Essex	8	7	Seneca	3	3
Franklin	3	3	Steuben	18	18
Fulton	4	4	Suffolk	1,041	1,032
Genesee	24	24	Sullivan	40	40
Greene	9	6	Tioga	50	37
Hamilton	2	2	Tompkins	14	14
Herkimer	15	15	Ulster	45	44
Jefferson	7	7	Warren	11	9
Kings	479	477	Washington	12	11
Lewis	3	3	Wayne	11	11
Livingston	7	7	Westchester	401	397
Madison	21	21	Wyoming	14	13
Monroe	213	212	Yates	2	2
Montgomery	19	13	Counties unknown	-	-
Nassau	1,384	1,376	Rest of U. S.	96	94
New York	212	208	Foreign countries	55	55
Niagara	184	176			

TABLE 4--FIRST-TIME STUDENTS BY PERMANENT RESIDENCE, FALL 1975
STATE UNIVERSITY OF NEW YORK AT ALBANY

Permanent residence	Total	Full-time only	Permanent residence	Total	Full-time only
All first-time students	2,526	2,147	Oneida	44	43
All New York counties	2,491	2,113	Onondaga	49	48
Albany ^a	350	145	Ontario	2	2
Allegany	3	3	Orange	28	28
Bronx	68	67	Orleans	-	-
Broome	28	27	Oswego	8	8
Cattaraugus	4	4	Otsego	7	7
Cayuga	6	6	Putnam	12	12
Chautauqua	1	1	Queens	136	135
Chemung	14	14	Rensselaer	97	49
Chenango	4	4	Richmond	27	27
Clinton	8	8	Rockland	71	71
Columbia	14	11	St. Lawrence	8	7
Cortland	4	4	Saratoga	86	52
Delaware	3	3	Schenectady	119	69
Dutchess	52	51	Schoharie	8	3
Erie	43	43	Schuyler	2	2
Essex	6	5	Seneca	-	-
Franklin	1	1	Steuben	4	4
Fulton	3	3	Suffolk	180	180
Genesee	8	8	Sullivan	13	13
Greene	7	4	Tioga	6	5
Hamilton	-	-	Tompkins	5	5
Herkimer	9	9	Ulster	29	28
Jefferson	2	2	Warren	8	6
Kings	112	112	Washington	10	9
Lewis	1	1	Wayne	3	3
Livingston	1	1	Westchester	161	157
Madison	13	13	Wyoming	3	3
Monroe	58	58	Yates	1	1
Montgomery	16	10	Counties unknown	-	-
Nassau	468	461	Rest of U. S.	18	17
New York	45	45	Foreign countries	17	17
Niagara	12	12			

^aLocation of institution.

TABLE 5--FIRST-TIME STUDENTS BY PERMANENT RESIDENCE, FALL 1975
STATE UNIVERSITY OF NEW YORK AT BINGHAMTON

Permanent residence	Total	Full-time only	Permanent residence	Total	Full-time only
All first-time students	1,534	1,368	Oneida	7	7
All New York counties	1,498	1,333	Onondaga	28	28
Albany	13	13	Ontario	2	2
Allegany	-	-	Orange	17	17
Bronx	57	57	Orleans	-	-
Broome ^a	321	172	Oswego	-	-
Cattaraugus	2	2	Otsego	2	2
Cayuga	1	1	Putnam	6	6
Chautauqua	3	3	Queens	164	164
Chemung	1	1	Rensselaer	-	-
Chenango	4	3	Richmond	9	9
Clinton	-	-	Rockland	59	59
Columbia	1	1	St. Lawrence	2	2
Cortland	3	3	Saratoga	9	9
Delaware	2	1	Schenectady	4	4
Dutchess	13	13	Schoharie	1	1
Erie	25	25	Schuyler	1	1
Essex	1	1	Seneca	-	-
Franklin	-	-	Steuben	3	3
Fulton	-	-	Suffolk	99	99
Genesee	-	-	Sullivan	12	12
Greene	-	-	Tioga	41	29
Hamilton	1	1	Tompkins	3	3
Herkimer	2	2	Ulster	5	5
Jefferson	1	1	Warren	-	-
Kings	114	113	Washington	-	-
Lewis	1	1	Wayne	1	1
Livingston	1	1	Westchester	89	89
Madison	3	3	Wyoming	1	1
Monroe	28	28	Yates	-	-
Montgomery	1	1	Counties unknown	-	-
Nassau	280	280	Rest of U. S.	20	19
New York	48	47	Foreign countries	16	16
Niagara	6	6			

^a Location of institution.

TABLE 6--FIRST-TIME STUDENTS BY PERMANENT RESIDENCE, FALL 1975
STATE UNIVERSITY OF NEW YORK AT BUFFALO

Permanent residence	Total	Full-time only	Permanent residence	Total	Full-time only
All first-time students	3,157	2,827	Oneida	26	25
All New York counties	3,114	2,784	Onondaga	64	63
Albany	25	25	Ontario	6	6
Allegany	1	1	Orange	15	15
Bronx	37	37	Orleans	3	3
Broome	23	23	Oswego	2	2
Cattaraugus	14	14	Otsego	1	1
Cayuga	5	5	Putnam	6	6
Chautauqua	18	18	Queens	99	98
Chemung	20	20	Rensselaer	2	2
Chenango	6	6	Richmond	17	17
Clinton	-	-	Rockland	25	25
Columbia	2	2	St. Lawrence	11	10
Cortland	2	2	Saratoga	13	13
Delaware	1	1	Schenectady	15	15
Dutchess	20	20	Schoharie	-	-
Erie ^a	1,715	1,404	Schuyler	4	4
Essex	1	1	Seneca	3	3
Franklin	2	2	Steuben	10	10
Fulton	1	1	Suffolk	104	104
Genesee	15	15	Sullivan	10	10
Greene	1	1	Tioga	3	3
Hamilton	1	1	Tompkins	4	4
Herkimer	4	4	Ulster	7	7
Jefferson	4	4	Warren	3	3
Kings	74	73	Washington	1	1
Lewis	1	1	Wayne	7	7
Livingston	5	5	Westchester	75	75
Madison	5	5	Wyoming	10	9
Monroe	118	117	Yates	1	1
Montgomery	2	2	Counties unknown	-	-
Nassau	224	223	Rest of U. S.	30	30
New York	58	55	Foreign countries	13	13
Niagara	162	154			

^a Location of institution.

76/639

dj

TABLE 7--FIRST-TIME STUDENTS BY PERMANENT RESIDENCE, FALL 1975
STATE UNIVERSITY OF NEW YORK AT STONY BROOK

Permanent residence	Total	Full-time only	Permanent residence	Total	Full-time only
All first-time students	1,843	1,834	Oneida	3	3
All New York counties	1,806	1,797	Onondaga	3	3
Albany	3	3	Ontario	1	1
Allegany	-	-	Orange	4	4
Bronx	78	78	Orleans	-	-
Broome	1	1	Oswego	2	2
Cattaraugus	-	-	Otsego	-	-
Cayuga	-	-	Putnam	3	3
Chautauqua	1	1	Queens	225	225
Chemung	1	1	Rensselaer	-	-
Chenango	-	-	Richmond	25	25
Clinton	-	-	Rockland	27	27
Columbia	-	-	St. Lawrence	-	-
Cortland	1	1	Saratoga	2	2
Delaware	-	-	Schenectady	5	5
Dutchess	3	3	Schoharie	-	-
Erie	4	4	Schuyler	-	-
Essex	-	-	Seneca	-	-
Franklin	-	-	Steuben	1	1
Fulton	-	-	Suffolk ^a	658	649
Genesee	1	1	Sullivan	5	5
Greene	1	1	Tioga	-	-
Hamilton	-	-	Tompkins	2	2
Herkimer	-	-	Ulster	4	4
Jefferson	-	-	Warren	-	-
Kings	179	179	Washington	1	1
Lewis	-	-	Wayne	-	-
Livingston	-	-	Westchester	76	76
Madison	-	-	Wyoming	-	-
Monroe	9	9	Yates	-	-
Montgomery	-	-	Counties unknown	-	-
Nassau	412	412	Rest of U. S.	28	28
New York	61	61	Foreign countries	9	9
Niagara	4	4			

^aLocation of institution.

76/640
cvh

TABLE 8--FIRST-TIME STUDENTS BY PERMANENT RESIDENCE, FALL 1975
UNIVERSITY COLLEGES

Permanent residence	Total	Full-time only	Permanent residence	Total	Full-time only
All first-time students	15,168	13,678	Oneida	300	291
All New York counties	14,814	13,381	Onondaga	640	621
Albany	249	231	Ontario	104	98
Allegany	46	37	Orange	205	139
Bronx	162	147	Orleans	45	39
Broome	233	224	Oswego	315	297
Cattaraugus	102	89	Otsego	75	67
Cayuga	51	41	Putnam	92	92
Chautauqua	262	161	Queens	394	371
Chemung	91	89	Rensselaer	118	111
Chenango	52	49	Richmond	124	121
Clinton	254	155	Rockland	386	374
Columbia	45	41	St. Lawrence	219	217
Cortland	67	64	Saratoga	178	170
Delaware	57	54	Schenectady	184	179
Dutchess	262	182	Schoharie	25	24
Erie	1,628	1,543	Schuyler	12	12
Essex	63	60	Seneca	31	28
Franklin	79	77	Steuben	81	79
Fulton	43	41	Suffolk	1,279	1,218
Genesee	68	65	Sullivan	68	67
Greene	110	37	Tioga	56	55
Hamilton	14	13	Tompkins	75	72
Herkimer	69	66	Ulster	432	182
Jefferson	90	86	Warren	41	40
Kings	251	235	Washington	45	44
Lewis	21	20	Wayne	88	83
Livingston	108	63	Westchester	976	899
Madison	74	72	Wyoming	47	32
Monroe	899	832	Yates	13	13
Montgomery	63	61	Counties unknown	25	25
Nassau	2,183	2,078	Rest of U. S.	224	176
New York	211	183	Foreign countries	118	112
Niagara	234	225	Permanent residence unknown	12	9

TABLE 9--FIRST-TIME STUDENTS BY PERMANENT RESIDENCE, FALL 1975
STATE UNIVERSITY COLLEGE AT BROCKPORT

Permanent residence	Total	Full-time only	Permanent residence	Total	Full-time only
All first-time students	2,066	2,025	Oneida	25	25
All New York counties	2,024	1,985	Onondaga	120	119
Albany	39	39	Ontario	18	18
Allegany	9	9	Orange	27	27
Bronx	18	18	Orleans	24	22
Broome	32	32	Oswego	14	13
Cattaraugus	14	14	Otsego	5	5
Cayuga	5	5	Putnam	18	18
Chautauqua	7	7	Queens	65	65
Chemung	12	12	Rensselaer	19	19
Chenango	7	6	Richmond	20	20
Clinton	5	5	Rockland	70	70
Columbia	3	3	St. Lawrence	27	27
Cortland	7	7	Saratoga	11	11
Delaware	8	8	Schenectady	24	24
Dutchess	20	20	Schoharie	6	6
Erie	151	150	Schuyler	1	1
Essex	2	2	Seneca	4	2
Franklin	2	2	Steuben	13	13
Fulton	7	7	Suffolk	163	161
Genesee	20	20	Sullivan	15	15
Greene	5	5	Tioga	11	11
Hamilton	1	1	Tompkins	11	11
Herkimer	7	7	Ulster	17	17
Jefferson	12	12	Warren	3	3
Kings	37	37	Washington	5	5
Lewis	-	-	Wayne	14	13
Livingston	8	8	Westchester	131	129
Madison	16	16	Wyoming	5	4
Monroe ^a	267	244	Yates	2	2
Montgomery	11	11	Counties unknown	-	-
Nassau	339	338	Rest of U. S.	16	16
New York	22	21	Foreign countries	16	15
Niagara	43	43	Permanent residence unknown	10	9

^aLocation of institution.

TABLE 10--FIRST-TIME STUDENTS BY PERMANENT RESIDENCE, FALL 1975
STATE UNIVERSITY COLLEGE AT BUFFALO

Permanent residence	Total	Full-time only	Permanent residence	Total	Full-time only
All first-time students	1,479	1,432	Oneida	10	10
All New York counties	1,448	1,401	Onondaga	20	20
Albany	5	5	Ontario	7	7
Allegany	1	1	Orange	7	7
Bronx	7	7	Orleans	5	3
Broome	14	14	Oswego	2	2
Cattaraugus	11	8	Otsego	2	2
Cayuga	-	-	Putnam	-	-
Chautauqua	13	9	Queens	26	26
Chemung	11	11	Rensselaer	-	-
Chenango	2	2	Richmond	1	1
Clinton	-	-	Rockland	14	14
Columbia	2	2	St. Lawrence	2	2
Cortland	4	4	Saratoga	3	3
Delaware	1	1	Schenectady	6	6
Dutchess	4	4	Schoharie	2	2
Erie ^a	908	880	Schuyler	1	1
Essex	1	1	Seneca	-	-
Franklin	-	-	Steuben	1	1
Fulton	1	1	Suffolk	38	38
Genesee	5	5	Sullivan	3	3
Greene	-	-	Tioga	3	3
Hamilton	-	-	Tompkins	-	-
Herkimer	6	6	Ulster	4	4
Jefferson	-	-	Warren	1	1
Kings	17	17	Washington	-	-
Lewis	-	-	Wayne	2	2
Livingston	5	5	Westchester	30	29
Madison	2	2	Wyoming	2	1
Monroe	36	34	Yates	1	1
Montgomery	1	1	Counties unknown	-	-
Nassau	113	113	Rest of U. S.	8	8
New York	2	2	Foreign countries	23	23
Niagara	83	77			

^a Location of institution.

76/643

dj

TABLE 11--FIRST-TIME STUDENTS BY PERMANENT RESIDENCE, FALL 1975
STATE UNIVERSITY COLLEGE AT CORTLAND

Permanent residence	Total	Full-time only	Permanent residence	Total	Full-time only
All first-time students	1,102	1,093	Oneida	39	39
All New York counties	1,083	1,074	Onondaga	62	62
Albany	14	14	Ontario	5	5
Allegany	4	4	Orange	10	10
Bronx	19	19	Orleans	2	2
Broome	50	50	Oswego	22	22
Cattaraugus	7	7	Otsego	11	8
Cayuga	6	6	Putnam	7	7
Chautauqua	6	6	Queens	30	29
Chemung	16	16	Rensselaer	5	5
Chenango	5	5	Richmond	17	16
Clinton	4	4	Rockland	29	29
Columbia	7	7	St. Lawrence	14	14
Cortland ^a	31	29	Saratoga	15	15
Delaware	6	6	Schenectady	5	5
Dutchess	16	16	Schoharie	3	3
Erie	37	37	Schuyler	-	-
Essex	3	3	Seneca	4	4
Franklin	-	-	Steuben	8	8
Fulton	3	3	Suffolk	112	111
Genesee	4	4	Sullivan	11	11
Greene	2	2	Tioga	9	9
Hamilton	1	1	Tompkins	16	15
Herkimer	5	5	Ulster	20	20
Jefferson	10	10	Warren	1	1
Kings	21	21	Washington	2	2
Lewis	1	1	Wayne	6	6
Livingston	3	3	Westchester	74	74
Madison	16	16	Wyoming	3	3
Monroe	51	51	Yates	2	2
Montgomery	5	5	Counties unknown	-	-
Nassau	172	172	Rest of U. S.	16	16
New York	7	7	Foreign countries	3	3
Niagara	7	7			

^aLocation of institution.

76/644
cvh

TABLE 12--FIRST-TIME STUDENTS BY PERMANENT RESIDENCE, FALL 1975
STATE UNIVERSITY EMPIRE STATE COLLEGE^a

Permanent residence	Total	Full-time only	Permanent residence	Total	Full-time only
All first-time students	545	244	Oneida	11	5
All New York counties	522	228	Onondaga	17	7
Albany	31	14	Ontario	4	2
Allegany	2	1	Orange	11	5
Bronx	12	5	Orleans	-	-
Broome	14	6	Oswego	2	1
Cattaraugus	2	1	Otsego	2	1
Cayuga	4	2	Putnam	1	1
Chautauqua	4	2	Queens	18	8
Chemung	1	-	Rensselaer	11	5
Chenango	2	1	Richmond	3	1
Clinton	6	2	Rockland	20	9
Columbia	3	1	St. Lawrence	2	1
Cortland	1	1	Saratoga ^a	14	6
Delaware	-	-	Schenectady	8	3
Dutchess	4	1	Schoharie	2	1
Erie	32	14	Schuyler	-	-
Essex	2	1	Seneca	2	1
Franklin	2	1	Steuben	1	1
Fulton	2	1	Suffolk	55	23
Genesee	2	1	Sullivan	2	1
Greene	2	1	Tioga	1	-
Hamilton	-	-	Tompkins	5	3
Herkimer	3	1	Ulster	5	2
Jefferson	2	1	Warren	2	1
Kings	16	7	Washington	2	1
Lewis	-	-	Wayne	4	2
Livingston	2	1	Westchester	19	9
Madison	2	1	Wyoming	3	1
Monroe	51	21	Yates	-	-
Montgomery	2	1	Counties unknown	-	-
Nassau	53	22	Rest of U. S.	10	7
New York	32	14	Foreign countries	13	9
Niagara	4	2			

^a Multi-regional institution; Coordinating Center located in Saratoga County.

TABLE 13--FIRST-TIME STUDENTS BY PERMANENT RESIDENCE, FALL 1975
STATE UNIVERSITY COLLEGE AT FREDONIA

Permanent residence	Total	Full-time only	Permanent residence	Total	Full-time only
All first-time students	1,001	859	Oneida	8	8
All New York counties	990	848	Onondaga	32	32
Albany	6	6	Ontario	6	6
Allegany	3	3	Orange	8	8
Bronx	4	4	Orleans	4	4
Broome	7	7	Oswego	2	2
Cattaraugus	37	29	Otsego	-	-
Cayuga	1	1	Putnam	4	4
Chautauqua ^a	207	113	Queens	17	17
Chemung	5	5	Rensselaer	3	3
Chenango	1	1	Richmond	-	-
Clinton	1	1	Rockland	19	18
Columbia	1	1	St. Lawrence	-	-
Cortland	1	1	Saratoga	3	3
Delaware	1	1	Schenectady	2	2
Dutchess	7	7	Schoharie	1	1
Erie	241	209	Schuyler	3	3
Essex	2	2	Seneca	3	3
Franklin	-	-	Steuben	10	10
Fulton	-	-	Suffolk	65	65
Genesee	3	3	Sullivan	6	6
Greene	-	-	Tioga	3	3
Hamilton	-	-	Tompkins	4	4
Herkimer	2	2	Ulster	3	3
Jefferson	1	1	Warren	-	-
Kings	8	8	Washington	1	1
Lewis	2	2	Wayne	9	9
Livingston	5	5	Westchester	36	36
Madison	-	-	Wyoming	9	3
Monroe	56	56	Yates	-	-
Montgomery	3	3	Counties unknown	-	-
Nassau	87	86	Rest of U. S.	8	8
New York	9	9	Foreign countries	3	3
Niagara	28	28			

^aLocation of institution.

TABLE 14--FIRST-TIME STUDENTS BY PERMANENT RESIDENCE, FALL 1975
STATE UNIVERSITY COLLEGE AT GENESEO

Permanent residence	Total	Full-time only	Permanent residence	Total	Full-time only
All first-time students	1,445	1,324	Oneida	58	56
All New York counties	1,429	1,308	Onondaga	73	72
Albany	20	19	Ontario	39	35
Allegany	23	15	Orange	15	14
Bronx	4	3	Orleans	5	3
Broome	31	30	Oswego	9	8
Cattaraugus	19	18	Otsego	5	5
Cayuga	8	7	Putnam	10	10
Chautauqua	14	13	Queens	12	11
Chemung	27	26	Rensselaer	9	9
Chenango	4	3	Richmond	18	18
Clinton	3	2	Rockland	41	41
Columbia	5	4	St. Lawrence	11	11
Cortland	6	5	Saratoga	18	18
Delaware	4	3	Schenectady	20	20
Dutchess	18	16	Schoharie	1	1
Erie	113	108	Schuyler	3	3
Essex	2	1	Seneca	12	12
Franklin	3	2	Steuben	35	33
Fulton	4	3	Suffolk	115	114
Genesee	19	17	Sullivan	3	3
Greene	3	2	Tioga	13	13
Hamilton	1	-	Tompkins	10	10
Herkimer	10	9	Ulster	10	10
Jefferson	12	11	Warren	-	-
Kings	11	10	Washington	3	3
Lewis	3	2	Wayne	26	25
Livingston ^a	73	29	Westchester	52	52
Madison	6	5	Wyoming	17	12
Monroe	198	186	Yates	2	2
Montgomery	5	4	Counties unknown	-	-
Nassau	101	100	Rest of U. S.	7	7
New York	5	3	Foreign countries	9	9
Niagara	29	28			

^aLocation of institution.

76/647
dj

TABLE 15--FIRST-TIME STUDENTS BY PERMANENT RESIDENCE, FALL 1975
STATE UNIVERSITY COLLEGE AT NEW PALTZ

Permanent residence	Total	Full-time only	Permanent residence	Total	Full-time only
All first-time students	1,558	1,085	Oneida	6	5
All New York counties	1,524	1,051	Onondaga	11	11
Albany	8	8	Ontario	-	-
Allegany	-	-	Orange	85	26
Bronx	42	41	Orleans	-	-
Broome	-	-	Oswego	8	8
Cattaraugus	1	1	Otsego	1	1
Cayuga	2	2	Putnam	12	12
Chautauqua	1	1	Queens	85	84
Chemung	2	2	Rensselaer	6	6
Chenango	-	-	Richmond	15	15
Clinton	5	5	Rockland	31	31
Columbia	6	5	St. Lawrence	1	1
Cortland	-	-	Saratoga	9	9
Delaware	3	3	Schenectady	5	5
Dutchess	107	32	Schoharie	1	1
Erie	7	7	Schuyler	1	1
Essex	-	-	Seneca	1	1
Franklin	-	-	Steuben	2	2
Fulton	1	1	Suffolk	117	117
Genesee	-	-	Sullivan	11	11
Greene	75	4	Tioga	1	1
Hamilton	-	-	Tompkins	1	1
Herkimer	1	1	Ulster ^a	320	73
Jefferson	-	-	Warren	1	1
Kings	66	66	Washington	2	2
Lewis	-	-	Wayne	-	-
Livingston	2	2	Westchester	132	116
Madison	1	1	Wyoming	-	-
Monroe	11	11	Yates	-	-
Montgomery	2	2	Counties unknown	-	-
Nassau	272	271	Rest of U. S.	26	26
New York	41	41	Foreign countries	8	8
Niagara	3	3			

^a Location of institution.

TABLE 16--FIRST-TIME STUDENTS BY PERMANENT RESIDENCE, FALL 1975
STATE UNIVERSITY COLLEGE AT OLD WESTBURY

Permanent residence	Total	Full-time only	Permanent residence	Total	Full-time only
All first-time students	400	288	Oneida	-	-
All New York counties	380	268	Onondaga	-	-
Albany	-	-	Ontario	-	-
Allegany	-	-	Orange	-	-
Bronx	14	8	Orleans	-	-
Broome	-	-	Oswego	-	-
Cattaraugus	-	-	Otsego	-	-
Cayuga	-	-	Putnam	-	-
Chautauqua	-	-	Queens	20	12
Chemung	-	-	Rensselaer	-	-
Chenango	-	-	Richmond	-	-
Clinton	-	-	Rockland	-	-
Columbia	-	-	St. Lawrence	-	-
Cortland	-	-	Saratoga	-	-
Delaware	-	-	Schenectady	-	-
Dutchess	-	-	Schoharie	-	-
Erie	-	-	Schuyler	-	-
Essex	-	-	Seneca	-	-
Franklin	-	-	Steuben	-	-
Fulton	-	-	Suffolk	75	54
Genesee	-	-	Sullivan	-	-
Greene	-	-	Tioga	-	-
Hamilton	-	-	Tompkins	-	-
Herkimer	-	-	Ulster	-	-
Jefferson	-	-	Warren	-	-
Kings	11	7	Washington	-	-
Lewis	-	-	Wayne	-	-
Livingston	-	-	Westchester	3	3
Madison	-	-	Wyoming	-	-
Monroe	-	-	Yates	-	-
Montgomery	-	-	Counties unknown	-	-
Nassau ^a	236	170	Rest of U. S.	1	1
New York	21	14	Foreign countries	19	19
Niagara	-	-			

^aLocation of institution.

TABLE 17--FIRST-TIME STUDENTS BY PERMANENT RESIDENCE, FALL 1975
STATE UNIVERSITY COLLEGE AT ONEONTA

Permanent residence	Total	Full-time only	Permanent residence	Total	Full-time only
All first-time students	1,033	1,022	Oneida	18	18
All New York counties	1,016	1,005	Onondaga	5	5
Albany	13	13	Ontario	1	1
Allegany	-	-	Orange	18	18
Bronx	13	13	Orleans	-	-
Broome	17	17	Oswego	3	3
Cattaraugus	2	2	Otsego ^a	38	34
Cayuga	-	-	Putnam	14	14
Chautauqua	2	2	Queens	45	45
Chemung	-	-	Rensselaer	7	7
Chenango	9	9	Richmond	22	22
Clinton	-	-	Rockland	54	54
Columbia	5	5	St. Lawrence	-	-
Cortland	2	2	Saratoga	14	14
Delaware	17	15	Schenectady	19	19
Dutchess	18	18	Schoharie	3	3
Erie	4	4	Schuyler	-	-
Essex	-	-	Seneca	-	-
Franklin	-	-	Steuben	2	2
Fulton	4	4	Suffolk	199	197
Genesee	-	-	Sullivan	6	6
Greene	9	9	Tioga	3	3
Hamilton	-	-	Tompkins	2	2
Herkimer	3	3	Ulster	14	14
Jefferson	-	-	Warren	-	-
Kings	25	23	Washington	1	1
Lewis	-	-	Wayne	2	2
Livingston	1	1	Westchester	76	76
Madison	5	5	Wyoming	1	1
Monroe	14	14	Yates	-	-
Montgomery	12	12	Counties unknown	-	-
Nassau	259	258	Rest of U. S.	6	6
New York	13	13	Foreign countries	11	11
Niagara	2	2			

^a Location of institution.

TABLE 18--FIRST-TIME STUDENTS BY PERMANENT RESIDENCE, FALL 1975
STATE UNIVERSITY COLLEGE AT OSWEGO

Permanent residence	Total	Full-time only	Permanent residence	Total	Full-time only
All first-time students	1,990	1,956	Oneida	67	67
All New York counties	1,974	1,940	Onondaga	176	170
Albany	29	29	Ontario	10	10
Allegany	3	3	Orange	13	13
Bronx	14	14	Orleans	3	3
Broome	29	29	Oswego ^a	245	230
Cattaraugus	6	6	Otsego	5	5
Cayuga	16	9	Putnam	9	9
Chautauqua	2	2	Queens	30	30
Chemung	5	5	Rensselaer	15	15
Chenango	10	10	Richmond	16	16
Clinton	2	2	Rockland	69	69
Columbia	2	2	St. Lawrence	20	20
Cortland	10	10	Saratoga	26	26
Delaware	3	3	Schenectady	31	31
Dutchess	35	35	Schoharie	2	2
Erie	85	85	Schuyler	3	3
Essex	5	5	Seneca	3	3
Franklin	8	8	Steuben	7	7
Fulton	7	7	Suffolk	180	179
Genesee	8	8	Sullivan	7	7
Greene	6	6	Tioga	5	5
Hamilton	2	2	Tompkins	12	12
Herkimer	14	14	Ulster	5	5
Jefferson	17	15	Warren	9	9
Kings	15	15	Washington	4	4
Lewis	5	5	Wayne	14	13
Livingston	7	7	Westchester	122	121
Madison	16	16	Wyoming	4	4
Monroe	119	119	Yates	3	3
Montgomery	5	5	Counties unknown	4	4
Nassau	345	344	Rest of U. S.	15	15
New York	9	9	Foreign countries	1	1
Niagara	16	16			

^aLocation of institution.

76/651
cvh

TABLE 19--FIRST-TIME STUDENTS BY PERMANENT RESIDENCE, FALL 1975
STATE UNIVERSITY COLLEGE AT PLATTSBURGH

Permanent residence	Total	Full-time only	Permanent residence	Total	Full-time only
All first-time students	1,082	968	Oneida	15	15
All New York counties	1,062	957	Onondaga	23	22
Albany	64	64	Ontario	2	2
Allegany	-	-	Orange	4	4
Bronx	5	5	Orleans	-	-
Broome	8	8	Oswego	-	-
Cattaraugus	1	1	Otsego	5	5
Cayuga	1	1	Putnam	6	6
Chautauqua	3	3	Queens	22	20
Chemung	3	3	Rensselaer	27	26
Chenango	3	3	Richmond	5	5
Clinton ^a	213	119	Rockland	18	18
Columbia	8	8	St. Lawrence	21	20
Cortland	2	2	Saratoga	45	45
Delaware	3	3	Schenectady	33	33
Dutchess	19	19	Schoharie	3	3
Erie	16	15	Schuyler	-	-
Essex	28	27	Seneca	-	-
Franklin	34	34	Steuben	1	1
Fulton	7	7	Suffolk	93	92
Genesee	2	2	Sullivan	1	1
Greene	5	5	Tioga	-	-
Hamilton	3	3	Tompkins	5	5
Herkimer	9	9	Ulster	19	19
Jefferson	14	14	Warren	12	12
Kings	6	6	Washington	14	14
Lewis	3	3	Wayne	2	2
Livingston	1	1	Westchester	59	58
Madison	1	1	Wyoming	-	-
Monroe	20	20	Yates	-	-
Montgomery	11	11	Counties unknown	-	-
Nassau	119	117	Rest of U. S.	17	11
New York	7	7	Foreign countries	1	-
Niagara	8	8	Permanent residence unknown	2	-

^aLocation of institution.

76/652
ed

TABLE 20--FIRST-TIME STUDENTS BY PERMANENT RESIDENCE, FALL 1975
STATE UNIVERSITY COLLEGE AT POTSDAM

Permanent residence	Total	Full-time only	Permanent residence	Total	Full-time only
All first-time students	987	987	Oneida	42	42
All New York counties	965	965	Onondaga	96	96
Albany	19	19	Ontario	12	12
Allegany	-	-	Orange	6	6
Bronx	3	3	Orleans	2	2
Broome	28	28	Oswego	8	8
Cattaraugus	2	2	Otsego	-	-
Cayuga	8	8	Putnam	4	4
Chautauqua	3	3	Queens	11	11
Chemung	9	9	Rensselaer	14	14
Chenango	9	9	Richmond	7	7
Clinton	15	15	Rockland	14	14
Columbia	3	3	St. Lawrence ^a	121	121
Cortland	3	3	Saratoga	19	19
Delaware	11	11	Schenectady	31	31
Dutchess	12	12	Schoharie	1	1
Erie	31	31	Schuyler	-	-
Essex	18	18	Seneca	2	2
Franklin	30	30	Steuben	1	1
Fulton	7	7	Suffolk	50	50
Genesee	5	5	Sullivan	1	1
Greene	3	3	Tioga	7	7
Hamilton	6	6	Tompkins	9	9
Herkimer	9	9	Ulster	13	13
Jefferson	22	22	Warren	12	12
Kings	7	7	Washington	10	10
Lewis	7	7	Wayne	9	9
Livingston	1	1	Westchester	30	30
Madison	9	9	Wyoming	3	3
Monroe	70	70	Yates	3	3
Montgomery	6	6	Counties unknown	10	10
Nassau	43	43	Rest of U. S.	18	18
New York	7	7	Foreign countries	4	4
Niagara	11	11			

^aLocation of institution.

TABLE 21--FIRST-TIME STUDENTS BY PERMANENT RESIDENCE, FALL 1975
STATE UNIVERSITY COLLEGE AT PURCHASE

Permanent residence	Total	Full-time only	Permanent residence	Total	Full-time only
All first-time students	480	395	Oneida	1	1
All New York counties	397	351	Onondaga	5	5
Albany	1	1	Ontario	-	-
Allegany	1	1	Orange	1	1
Bronx	7	7	Orleans	-	-
Broome	3	3	Oswego	-	-
Cattaraugus	-	-	Otsego	1	1
Cayuga	-	-	Putnam	7	7
Chautauqua	-	-	Queens	13	13
Chemung	-	-	Rensselaer	2	2
Chenango	-	-	Richmond	-	-
Clinton	-	-	Rockland	7	7
Columbia	-	-	St. Lawrence	-	-
Cortland	-	-	Saratoga	1	1
Delaware	-	-	Schenectady	-	-
Dutchess	2	2	Schoharie	-	-
Erie	3	3	Schuyler	-	-
Essex	-	-	Seneca	-	-
Franklin	-	-	Steuben	-	-
Fulton	-	-	Suffolk	17	17
Genesee	-	-	Sullivan	2	2
Greene	-	-	Tioga	-	-
Hamilton	-	-	Tompkins	-	-
Herkimer	-	-	Ulster	2	2
Jefferson	-	-	Warren	-	-
Kings	11	11	Washington	1	1
Lewis	-	-	Wayne	-	-
Livingston	-	-	Westchester ^a	212	166
Madison	-	-	Wyoming	-	-
Monroe	6	6	Yates	-	-
Montgomery	-	-	Counties unknown	11	11
Nassau	44	44	Rest of U. S.	76	37
New York	36	36	Foreign countries	7	7
Niagara	-	-			

^aLocation of institution.

TABLE 22--FIRST-TIME STUDENTS BY PERMANENT RESIDENCE, FALL 1975
HEALTH SCIENCES CENTERS^a

Permanent residence	Total	Full-time only	Permanent residence	Total	Full-time only
All first-time students	76	76	Oneida ^b	9	9
All New York counties	72	72	Onondaga ^b	18	18
Albany	1	1	Ontario	-	-
Allegany	1	1	Orange	-	-
Bronx	-	-	Orleans	-	-
Broome	2	2	Oswego	-	-
Cattaraugus	2	2	Otsego	-	-
Cayuga	2	2	Putnam	-	-
Chautauqua	-	-	Queens	-	-
Chemung	2	2	Rensselaer	1	1
Chenango	-	-	Richmond	-	-
Clinton	-	-	Rockland	-	-
Columbia	1	1	St. Lawrence	-	3
Cortland	1	1	Saratoga	1	1
Delaware	2	2	Schenectady	1	1
Dutchess	-	-	Schoharie	-	-
Erie	3	3	Schuyler	2	2
Essex	-	-	Seneca	-	-
Franklin	-	-	Steuben	-	-
Fulton	-	-	Suffolk	4	4
Genesee	-	-	Sullivan	-	-
Greene	-	-	Tioga	1	1
Hamilton	-	-	Tompkins	-	-
Herkimer	-	-	Ulster	-	-
Jefferson	4	4	Warren	-	-
Kings	-	-	Washington	-	-
Lewis	1	1	Wayne	2	2
Livingston	-	-	Westchester	1	1
Madison	2	2	Wyoming	-	-
Monroe	2	2	Yates	-	-
Montgomery	-	-	Counties unknown	-	-
Nassau	3	3	Rest of U. S.	4	4
New York	-	-	Foreign countries	-	-
Niagara	-	-			

^aExcluding Buffalo, Downstate and Stony Brook Health Sciences Centers, which had no first-time students. BECAUSE THIS TABLE CONTAINS ONLY UPSTATE FIRST-TIME STUDENTS, A SEPARATE TABLE FOR THE UPSTATE HEALTH SCIENCES CENTER IS NOT PROVIDED.

^bLocation of institution.

TABLE 23--FIRST-TIME STUDENTS BY PERMANENT RESIDENCE, FALL 1975
SPECIALIZED COLLEGES

Permanent residence	Total	Full-time only	Permanent residence	Total	Full-time only
All first-time students	579	575	Oneida	10	10
All New York counties	452	448	Onondaga	53	52
Albany	14	14	Ontario	3	3
Allegany	-	-	Orange	6	6
Bronx	16	16	Orleans	3	3
Broome	14	14	Oswego	4	4
Cattaraugus	3	3	Otsego	4	4
Cayuga	4	4	Putnam	6	6
Chautauqua	3	3	Queens	20	20
Chemung	1	1	Rensselaer	3	3
Chenango	-	-	Richmond	6	6
Clinton	-	-	Rockland	13	13
Columbia	1	1	St. Lawrence	-	-
Cortland	8	8	Saratoga	9	9
Delaware	2	2	Schenectady	5	5
Dutchess	5	5	Schoharie	1	1
Erie	29	29	Schuyler	-	-
Essex	1	1	Seneca	1	1
Franklin	-	-	Steuben	4	4
Fulton	1	1	Suffolk	52	51
Genesee	-	-	Sullivan	3	3
Greene	1	1	Tioga	3	3
Hamilton	-	-	Tompkins	-	-
Herkimer	1	1	Ulster	2	2
Jefferson	4	4	Warren	1	1
Kings	16	16	Washington	-	-
Lewis	-	-	Wayne	3	3
Livingston	-	-	Westchester	20	20
Madison	5	5	Wyoming	2	2
Monroe	18	18	Yates	2	2
Montgomery	1	1	Counties unknown	-	-
Nassau	57	56	Rest of U. S.	80	80
New York	5	4	Foreign countries	47	47
Niagara	3	3			

TABLE 24--FIRST-TIME STUDENTS BY PERMANENT RESIDENCE, FALL 1975
STATE UNIVERSITY OF NEW YORK COLLEGE OF ENVIRONMENTAL SCIENCE AND FORESTRY

Permanent residence	Total	Full-time only	Permanent residence	Total	Full-time only
All first-time students	312	309	Oneida	8	8
All New York counties	278	275	Onondaga ^a	51	50
Albany	10	10	Ontario	3	3
Allegany	-	-	Orange	3	3
Bronx	5	5	Orleans	1	1
Broome	14	14	Oswego	4	4
Cattaraugus	3	3	Otsego	4	4
Cayuga	3	3	Putnam	2	2
Chautauqua	1	1	Queens	8	8
Chemung	1	1	Rensselaer	1	1
Chenango	-	-	Richmond	4	4
Clinton	-	-	Rockland	5	5
Columbia	1	1	St. Lawrence	-	-
Cortland	6	6	Saratoga	5	5
Delaware	1	1	Schenectady	3	3
Dutchess	5	5	Schoharie	1	1
Erie	27	27	Schuyler	-	-
Essex	1	1	Seneca	1	1
Franklin	-	-	Steuben	4	4
Fulton	1	1	Suffolk	20	19
Genesee	-	-	Sullivan	2	2
Greene	1	1	Tioga	3	3
Hamilton	-	-	Tompkins	-	-
Herkimer	1	1	Ulster	1	1
Jefferson	4	4	Warren	-	-
Kings	6	6	Washington	-	-
Lewis	-	-	Wayne	3	3
Livingston	-	-	Westchester	6	6
Madison	4	4	Wyoming	2	2
Monroe	18	18	Yates	2	2
Montgomery	1	1	Counties unknown	-	-
Nassau	11	10	Rest of U. S.	33	33
New York	4	4	Foreign countries	1	1
Niagara	2	2			

^a Location of institution.

TABLE 25--FIRST-TIME STUDENTS BY PERMANENT RESIDENCE, FALL 1975
STATE UNIVERSITY OF NEW YORK MARITIME COLLEGE

Permanent residence	Total	Full-time only	Permanent residence	Total	Full-time only
All first-time students	267	266	Oneida	2	2
All New York counties	174	173	Onondaga	2	2
Albany	4	4	Ontario	-	-
Allegany	-	-	Orange	3	3
Bronx ^a	11	11	Orleans	2	2
Broome	-	-	Oswego	-	-
Cattaraugus	-	-	Otsego	-	-
Cayuga	1	1	Putnam	4	4
Chautauqua	2	2	Queens ^a	12	12
Chemung	-	-	Rensselaer	2	2
Chenango	-	-	Richmond ^a	2	2
Clinton	-	-	Rockland	8	8
Columbia	-	-	St. Lawrence	-	-
Cortland	2	2	Saratoga	4	4
Delaware	1	1	Schenectady	2	2
Dutchess	-	-	Schoharie	-	-
Erie	2	2	Schuyler	-	-
Essex	-	-	Seneca	-	-
Franklin	-	-	Steuben	-	-
Fulton	-	-	Suffolk	32	32
Genesee	-	-	Sullivan	1	1
Greene	-	-	Tioga	-	-
Hamilton	-	-	Tompkins	-	-
Herkimer	-	-	Ulster	1	1
Jefferson	-	-	Warren	1	1
Kings ^a	10	10	Washington	-	-
Lewis	-	-	Wayne	-	-
Livingston	-	-	Westchester	14	14
Madison	1	1	Wyoming	-	-
Monroe	-	-	Yates	-	-
Montgomery	-	-	Counties unknown	-	-
Nassau	46	46	Rest of U. S.	47	47
New York ^a	1	-	Foreign countries	46	46
Niagara	1	1			

^a Located in New York City.

TABLE 26--FIRST-TIME STUDENTS BY PERMANENT RESIDENCE, FALL 1975
STATUTORY COLLEGES

Permanent residence	Total	Full-time only	Permanent residence	Total	Full-time only
All first-time students	1,064	1,063	Oneida	14	14
All New York counties	884	883	Onondaga	38	38
Albany	18	18	Ontario	8	8
Allegany	6	6	Orange	10	10
Bronx	11	11	Orleans	4	4
Broome	17	17	Oswego	9	9
Cattaraugus	2	2	Otsego	9	9
Cayuga	13	13	Putnam	3	3
Chautauqua	11	11	Queens	35	35
Chemung	14	14	Rensselaer	9	9
Chenango	3	3	Richmond	6	6
Clinton	2	2	Rockland	22	22
Columbia	3	3	St. Lawrence	4	4
Cortland	6	6	Saratoga	7	7
Delaware	8	8	Schenectady	10	10
Dutchess	10	10	Schoharie	2	2
Erie	55	55	Schuyler	2	2
Essex	1	1	Seneca	2	2
Franklin	1	1	Steuben	16	15
Fulton	-	-	Suffolk	62	62
Genesee	6	6	Sullivan	7	7
Greene	-	-	Tioga	5	5
Hamilton	-	-	Tompkins	62	62
Herkimer	5	5	Ulster	8	8
Jefferson	4	4	Warren	-	-
Kings	26	26	Washington	4	4
Lewis	3	3	Wayne	7	7
Livingston	6	6	Westchester	57	57
Madison	8	8	Wyoming	-	-
Monroe	33	33	Yates	5	5
Montgomery	3	3	Counties unknown	-	-
Nassau	147	147	Rest of U. S.	155	155
New York	30	30	Foreign countries	25	25
Niagara	5	5			

76/659
cvh

TABLE 27--FIRST-TIME STUDENTS BY PERMANENT RESIDENCE, FALL 1975
NEW YORK STATE COLLEGE OF AGRICULTURE AND LIFE SCIENCES

Permanent residence	Total	Full-time only	Permanent residence	Total	Full-time only
All first-time students	581	581	Oneida	7	7
All New York counties	492	492	Onondaga	21	21
Albany	10	10	Ontario	6	6
Allegany	2	2	Orange	7	7
Bronx	3	3	Orleans	2	2
Broome	9	9	Oswego	6	6
Cattaraugus	2	2	Otsego	5	5
Cayuga	9	9	Putnam	2	2
Chautauqua	6	6	Queens	18	18
Chemung	10	10	Rensselaer	7	7
Chenango	2	2	Richmond	2	2
Clinton	1	1	Rockland	11	11
Columbia	2	2	St. Lawrence	2	2
Cortland	6	6	Saratoga	4	4
Delaware	7	7	Schenectady	6	6
Dutchess	7	7	Schoharie	2	2
Erie	27	27	Schuyler	-	-
Essex	1	1	Seneca	2	2
Franklin	1	1	Steuben	6	6
Fulton	-	-	Suffolk	36	36
Genesee	6	6	Sullivan	3	3
Greene	-	-	Tioga	2	2
Hamilton	-	-	Tompkins ^a	46	46
Herkimer	3	3	Ulster	5	5
Jefferson	4	4	Warren	-	-
Kings	8	8	Washington	4	4
Lewis	3	3	Wayne	6	6
Livingston	4	4	Westchester	24	24
Madison	7	7	Wyoming	-	-
Monroe	19	19	Yates	4	4
Montgomery	3	3	Counties unknown	-	-
Nassau	67	67	Rest of U. S.	71	71
New York	13	13	Foreign countries	18	18
Niagara	4	4			

^aLocation of institution.

76/660
cvh

TABLE 28--FIRST-TIME STUDENTS BY PERMANENT RESIDENCE, FALL 1975
NEW YORK STATE COLLEGE OF CERAMICS AT ALFRED UNIVERSITY

Permanent residence	Total	Full-time only	Permanent residence	Total	Full-time only
All first-time students	128	127	Oneida	1	1
All New York counties	93	92	Onondaga	3	3
Albany	1	1	Ontario	1	1
Allegany ^a	3	3	Orange	1	1
Bronx	-	-	Orleans	2	2
Broome	3	3	Oswego	-	-
Cattaraugus	-	-	Otsego	2	2
Cayuga	1	1	Putnam	1	1
Chautauqua	3	3	Queens	2	2
Chemung	2	2	Rensselaer	-	-
Chenango	1	1	Richmond	-	-
Clinton	1	1	Rockland	1	1
Columbia	-	-	St. Lawrence	-	-
Cortland	-	-	Saratoga	-	-
Delaware	-	-	Schenectady	1	1
Dutchess	1	1	Schoharie	-	-
Erie	16	16	Schuyler	-	-
Essex	-	-	Seneca	-	-
Franklin	-	-	Steuben	10	9
Fulton	-	-	Suffolk	8	8
Genesee	-	-	Sullivan	1	1
Greene	-	-	Tioga	-	-
Hamilton	-	-	Tompkins	1	1
Herkimer	2	2	Ulster	1	1
Jefferson	-	-	Warren	-	-
Kings	2	2	Washington	-	-
Lewis	-	-	Wayne	-	-
Livingston	1	1	Westchester	7	7
Madison	-	-	Wyoming	-	-
Monroe	4	4	Yates	1	1
Montgomery	-	-	Counties unknown	-	-
Nassau	6	6	Rest of U. S.	30	30
New York	1	1	Foreign countries	5	5
Niagara	1	1			

^a Location of institution.

TABLE 29--FIRST-TIME STUDENTS BY PERMANENT RESIDENCE, FALL 1975
NEW YORK STATE COLLEGE OF HUMAN ECOLOGY AT CORNELL UNIVERSITY

Permanent residence	Total	Full-time only	Permanent residence	Total	Full-time only
All first-time students	231	231	Oneida	5	5
All New York counties	187	187	Onondaga	12	12
Albany	4	4	Ontario	1	1
Allegany	-	-	Orange	1	1
Bronx	2	2	Orleans	-	-
Broome	3	3	Oswego	2	2
Cattaraugus	-	-	Otsego	2	2
Cayuga	2	2	Putnam	-	-
Chautauqua	1	1	Queens	9	9
Chemung	1	1	Rensselaer	2	2
Chenango	-	-	Richmond	2	2
Clinton	-	-	Rockland	7	7
Columbia	1	1	St. Lawrence	1	1
Cortland	-	-	Saratoga	2	2
Delaware	-	-	Schenectady	3	3
Dutchess	2	2	Schoharie	-	-
Erie	7	7	Schuyler	2	2
Essex	-	-	Seneca	-	-
Franklin	-	-	Steuben	-	-
Fulton	-	-	Suffolk	8	8
Genesee	-	-	Sullivan	-	-
Greene	-	-	Tioga	3	3
Hamilton	-	-	Tompkins ^a	13	13
Herkimer	-	-	Ulster	1	1
Jefferson	-	-	Warren	-	-
Kings	13	13	Washington	-	-
Lewis	-	-	Wayne	-	-
Livingston	1	1	Westchester	14	14
Madison	1	1	Wyoming	-	-
Monroe	6	6	Yates	-	-
Montgomery	-	-	Counties unknown	-	-
Nassau	39	39	Rest of U. S.	42	42
New York	14	14	Foreign countries	2	2
Niagara	-	-			

^aLocation of institution.

TABLE 30--FIRST-TIME STUDENTS BY PERMANENT RESIDENCE, FALL 1975
 NEW YORK STATE SCHOOL OF INDUSTRIAL AND
 LABOR RELATIONS AT CORNELL UNIVERSITY

Permanent residence	Total	Full-time only	Permanent residence	Total	Full-time only
All first-time students	124	124	Oneida	1	1
All New York counties	112	112	Onondaga	2	2
Albany	3	3	Ontario	-	-
Allegany	1	1	Orange	1	1
Bronx	6	6	Orleans	-	-
Broome	2	2	Oswego	1	1
Cattaraugus	-	-	Otsego	-	-
Cayuga	1	1	Putnam	-	-
Chautauqua	1	1	Queens	6	6
Chemung	1	1	Rensselaer	-	-
Chenango	-	-	Richmond	2	2
Clinton	-	-	Rockland	3	3
Columbia	-	-	St. Lawrence	1	1
Cortland	-	-	Saratoga	1	1
Delaware	1	1	Schenectady	-	-
Dutchess	-	-	Schoharie	-	-
Erie	5	5	Schuyler	-	-
Essex	-	-	Seneca	-	-
Franklin	-	-	Steuben	-	-
Fulton	-	-	Suffolk	10	10
Genesee	-	-	Sullivan	3	3
Greene	-	-	Tioga	-	-
Hamilton	-	-	Tompkins ^a	2	2
Herkimer	-	-	Ulster	1	1
Jefferson	-	-	Warren	-	-
Kings	3	3	Washington	-	-
Lewis	-	-	Wayne	1	1
Livingston	-	-	Westchester	12	12
Madison	-	-	Wyoming	-	-
Monroe	4	4	Yates	-	-
Montgomery	-	-	Counties unknown	-	-
Nassau	35	35	Rest of U. S.	12	12
New York	2	2	Foreign countries	-	-
Niagara	-	-			

^a Location of institution.

TABLE 31--FIRST-TIME STUDENTS BY PERMANENT RESIDENCE, FALL 1975
AGRICULTURAL AND TECHNICAL COLLEGES

Permanent residence	Total	Full-time only	Permanent residence	Total	Full-time only
All first-time students	15,842	11,289	Oneida	263	259
All New York counties	15,399	10,855	Onondaga	475	473
Albany	165	160	Ontario	92	92
Allegany	201	164	Orange	70	70
Bronx	45	45	Orleans	25	24
Broome	166	162	Oswego	109	109
Cattaraugus	192	130	Otsego	180	148
Cayuga	60	59	Putnam	64	64
Chautauqua	94	94	Queens	193	193
Chemung	78	77	Rensselaer	68	68
Chenango	292	98	Richmond	41	41
Clinton	54	49	Rockland	104	104
Columbia	42	42	St. Lawrence	399	317
Cortland	58	58	Saratoga	97	94
Delaware	228	161	Schenectady	150	144
Dutchess	100	98	Schoharie	161	63
Erie	382	380	Schuyler	20	20
Essex	54	51	Seneca	65	65
Franklin	79	77	Steuben	184	174
Fulton	35	35	Suffolk	3,642	1,568
Genesee	61	60	Sullivan	57	56
Greene	37	36	Tioga	90	90
Hamilton	13	13	Tompkins	44	43
Herkimer	61	61	Ulster	61	61
Jefferson	81	81	Warren	30	30
Kings	93	93	Washington	52	52
Lewis	39	38	Wayne	91	89
Livingston	138	123	Westchester	384	382
Madison	200	172	Wyoming	44	43
Monroe	454	451	Yates	27	27
Montgomery	61	59	Counties unknown	67	66
Nassau	4,336	2,549	Rest of U. S.	347	344
New York	50	49	Foreign countries	35	29
Niagara	101	101	Permanent residence unknown	61	61

76/664
cvh

TABLE 32--FIRST-TIME STUDENTS BY PERMANENT RESIDENCE, FALL 1975
STATE UNIVERSITY AGRICULTURAL AND TECHNICAL COLLEGE AT ALFRED

Permanent residence	Total	Full-time only	Permanent residence	Total	Full-time only
All first-time students	2,129	1,988	Oneida	19	19
All New York counties	2,084	1,945	Onondaga	92	90
Albany	10	10	Ontario	50	50
Allegany ^a	188	151	Orange	8	8
Bronx	-	-	Orleans	14	13
Broome	20	20	Oswego	12	12
Cattaraugus	175	113	Otsego	9	8
Cayuga	20	20	Putnam	6	6
Chautauqua	78	78	Queens	3	3
Chemung	46	45	Rensselaer	5	5
Chenango	10	10	Richmond	3	3
Clinton	1	1	Rockland	11	11
Columbia	4	4	St. Lawrence	9	9
Cortland	12	12	Saratoga	2	2
Delaware	10	10	Schenectady	8	8
Dutchess	10	9	Schoharie	4	4
Erie	244	242	Schuyler	9	9
Essex	2	2	Seneca	38	38
Franklin	7	6	Steuben	153	143
Fulton	4	4	Suffolk	36	35
Genesee	40	40	Sullivan	11	11
Greene	1	1	Tioga	32	32
Hamilton	-	-	Tompkins	16	16
Herkimer	6	6	Ulster	5	5
Jefferson	9	9	Warren	1	1
Kings	3	3	Washington	1	1
Lewis	1	1	Wayne	39	37
Livingston	105	90	Westchester	36	36
Madison	4	4	Wyoming	33	33
Monroe	261	258	Yates	18	18
Montgomery	3	3	Counties unknown	-	-
Nassau	44	44	Rest of U. S.	42	40
New York	3	3	Foreign countries	3	3
Niagara	80	80			

^aLocation of institution.

TABLE 33--FIRST-TIME STUDENTS BY PERMANENT RESIDENCE, FALL 1975
STATE UNIVERSITY AGRICULTURAL AND TECHNICAL COLLEGE AT CANTON

Permanent residence	Total	Full-time only	Permanent residence	Total	Full-time only
All first-time students	1,173	1,074	Oneida	44	44
All New York counties	1,167	1,068	Onondaga	102	102
Albany	18	18	Ontario	9	9
Allegany	2	2	Orange	2	2
Bronx	-	-	Orleans	1	1
Broome	10	10	Oswego	39	39
Cattaraugus	2	2	Otsego	3	3
Cayuga	11	10	Putnam	5	5
Chautauqua	5	5	Queens	2	2
Chemung	2	2	Rensselaer	6	6
Chenango	9	9	Richmond	1	1
Clinton	41	36	Rockland	5	5
Columbia	1	1	St. Lawrence ^a	363	282
Cortland	8	8	Saratoga	16	15
Delaware	4	4	Schenectady	22	21
Dutchess	3	3	Schoharie	1	1
Erle	21	21	Schuyler	1	1
Essex	27	24	Seneca	3	3
Franklin	53	52	Steuben	5	5
Fulton	8	8	Suffolk	17	17
Genesee	4	3	Sullivan	1	1
Greene	2	2	Tioga	3	3
Hamilton	7	7	Tompkins	-	-
Herkimer	6	6	Ulster	4	4
Jefferson	53	53	Warren	12	12
Kings	3	3	Washington	7	7
Lewis	23	22	Wayne	12	12
Livingston	7	7	Westchester	13	12
Madison	21	21	Wyoming	2	1
Monroe	70	70	Yates	1	1
Montgomery	5	5	Counties unknown	10	9
Nassau	24	24	Rest of U. S.	6	6
New York	3	2	Foreign countries	-	-
Niagara	2	2			

^a Location of institution.

TABLE 34--FIRST-TIME STUDENTS BY PERMANENT RESIDENCE, FALL 1975
STATE UNIVERSITY AGRICULTURAL AND TECHNICAL COLLEGE AT COBLESKILL

Permanent residence	Total	Full-time only	Permanent residence	Total	Full-time only
All first-time students	1,546	1,414	Oneida	46	45
All New York counties	1,481	1,355	Onondaga	42	42
Albany	89	84	Ontario	10	10
Allegany	2	2	Orange	21	21
Bronx	5	5	Orleans	1	1
Broome	46	46	Oswego	10	10
Cattaraugus	3	3	Otsego	67	61
Cayuga	8	8	Putnam	18	18
Chautauqua	2	2	Queens	20	20
Chemung	4	4	Rensselaer	34	34
Chenango	21	21	Richmond	1	1
Clinton	4	4	Rockland	15	15
Columbia	11	11	St. Lawrence	8	7
Cortland	7	7	Saratoga	44	42
Delaware	30	28	Schenectady	70	65
Dutchess	38	38	Schoharie ^a	146	48
Erie	24	24	Schuyler	3	3
Essex	8	8	Seneca	8	8
Franklin	4	4	Steuben	4	4
Fulton	12	12	Suffolk	131	130
Genesee	3	3	Sullivan	7	7
Greene	15	14	Tioga	14	14
Hamilton	2	2	Tompkins	4	4
Herkimer	20	20	Ulster	21	21
Jefferson	1	1	Warren	9	9
Kings	4	4	Washington	28	28
Lewis	3	3	Wayne	7	7
Livingston	6	6	Westchester	77	76
Madison	16	16	Wyoming	2	2
Monroe	31	31	Yates	2	2
Montgomery	28	26	Counties unknown	-	-
Nassau	153	152	Rest of U. S.	59	59
New York	5	5	Foreign countries	6	-
Niagara	6	6			

^aLocation of institution.

76/667

cvh

TABLE 35--FIRST-TIME STUDENTS BY PERMANENT RESIDENCE, FALL 1975
STATE UNIVERSITY AGRICULTURAL AND TECHNICAL COLLEGE AT DELHI

Permanent residence	Total	Full-time only	Permanent residence	Total	Full-time only
All first-time students	1,502	1,404	Oneida	28	28
All New York counties	1,431	1,334	Onondaga	46	46
Albany	22	22	Ontario	6	6
Allegany	2	2	Orange	27	27
Bronx	8	8	Orleans	1	1
Broome	55	53	Oswego	8	8
Cattaraugus	4	4	Otsego	65	45
Cayuga	9	9	Putnam	20	20
Chautauqua	3	3	Queens	9	9
Chemung	15	15	Rensselaer	10	10
Chenango	31	22	Richmond	13	13
Clinton	1	1	Rockland	41	41
Columbia	15	15	St. Lawrence	7	7
Cortland	10	10	Saratoga	13	13
Delaware ^a	166	107	Schenectady	17	17
Dutchess	36	35	Schoharie	7	7
Erie	40	40	Schuyler	3	3
Essex	4	4	Seneca	3	3
Franklin	3	3	Steuben	6	6
Fulton	4	4	Suffolk	114	112
Genesee	3	3	Sullivan	33	32
Greene	13	13	Tioga	25	25
Hamilton	2	2	Tompkins	13	13
Herkimer	7	7	Ulster	26	26
Jefferson	8	8	Warren	5	5
Kings	9	9	Washington	6	6
Lewis	-	-	Wayne	7	7
Livingston	8	8	Westchester	148	148
Madison	14	14	Wyoming	4	4
Monroe	30	30	Yates	-	-
Montgomery	10	10	Counties unknown	-	-
Nassau	177	174	Rest of U. S.	66	65
New York	6	6	Foreign countries	5	5
Niagara	5	5			

^a Location of institution.

TABLE 36--FIRST-TIME STUDENTS BY PERMANENT RESIDENCE, FALL 1975
STATE UNIVERSITY AGRICULTURAL AND TECHNICAL COLLEGE AT FARMINGDALE

Permanent residence	Total	Full-time only	Permanent residence	Total	Full-time only
All first-time students	7,888	4,035	Oneida	5	5
All New York counties	7,675	3,822	Onondaga	12	12
Albany	11	11	Ontario	-	-
Allegany	-	-	Orange	3	3
Bronx	31	31	Orleans	-	-
Broome	1	1	Oswego	2	2
Cattaraugus	-	-	Otsego	2	2
Cayuga	2	2	Putnam	4	4
Chautauqua	-	-	Queens	150	150
Chemung	1	1	Rensselaer	1	1
Chenango	-	-	Richmond	22	22
Clinton	1	1	Rockland	19	19
Columbia	1	1	St. Lawrence	-	-
Cortland	1	1	Saratoga	3	3
Delaware	2	2	Schenectady	5	5
Dutchess	5	5	Schoharie	-	-
Erie	11	11	Schuyler	-	-
Essex	1	1	Seneca	-	-
Franklin	1	1	Steuben	-	-
Fulton	-	-	Suffolk	3,266	1,196
Genesee	1	1	Sullivan	2	2
Greene	1	1	Tioga	3	3
Hamilton	-	-	Tompkins	1	1
Herkimer	1	1	Ulster	2	2
Jefferson	1	1	Warren	1	1
Kings	72	72	Washington	-	-
Lewis	-	-	Wayne	2	2
Livingston	-	-	Westchester	59	59
Madison	-	-	Wyoming	1	1
Monroe	8	8	Yates	-	-
Montgomery	1	1	Counties unknown	57	57
Nassau ^a	3,868	2,085	Rest of U. S.	133	133
New York	31	31	Foreign countries	19	19
Niagara	-	-	Permanent residence unknown	61	61

^aLocation of institution.

TABLE 37--FIRST-TIME STUDENTS BY PERMANENT RESIDENCE, FALL 1975
STATE UNIVERSITY AGRICULTURAL AND TECHNICAL COLLEGE AT MORRISVILLE

Permanent residence	Total	Full-time only	Permanent residence	Total	Full-time only
All first-time students	1,604	1,374	Oneida	121	118
All New York counties	1,561	1,331	Onondaga	181	181
Albany	15	15	Ontario	17	17
Allegany	7	7	Orange	9	9
Bronx	1	1	Orleans	8	8
Broome	34	32	Oswego	38	38
Cattaraugus	8	8	Otsego	34	29
Cayuga	10	10	Putnam	11	11
Chautauqua	6	6	Queens	9	9
Chemung	10	10	Rensselaer	12	12
Chenango	221	36	Richmond	1	1
Clinton	6	6	Rockland	13	13
Columbia	10	10	St. Lawrence	12	12
Cortland	20	20	Saratoga	19	19
Delaware	16	10	Schenectady	28	28
Dutchess	8	8	Schoharie	3	3
Erie	42	42	Schuyler	4	4
Essex	12	12	Seneca	13	13
Franklin	11	11	Steuben	16	16
Fulton	7	7	Suffolk	78	78
Genesee	10	10	Sullivan	3	3
Greene	5	5	Tioga	13	13
Hamilton	2	2	Tompkins	10	9
Herkimer	21	21	Ulster	3	3
Jefferson	9	9	Warren	2	2
Kings	2	2	Washington	10	10
Lewis	12	12	Wayne	24	24
Livingston	12	12	Westchester	51	51
Madison ^a	145	117	Wyoming	2	2
Monroe	54	54	Yates	6	6
Montgomery	14	14	Counties unknown	-	-
Nassau	70	70	Rest of U. S.	41	41
New York	2	2	Foreign countries	2	2
Niagara	8	8			

^aLocation of institution.

TABLE 38--FIRST-TIME STUDENTS BY PERMANENT RESIDENCE, FALL 1975
COMMUNITY COLLEGES

Permanent residence	Total	Full-time only	Permanent residence	Total	Full-time only
All first-time students	57,850	37,041	Oneida	2,534	1,170
All New York counties	56,769	36,386	Onondaga	2,411	1,548
Albany	941	794	Ontario	646	327
Allegany	38	37	Orange	1,693	1,042
Bronx	336	205	Orleans	161	115
Broome	1,423	1,080	Oswego	219	157
Cattaraugus	142	111	Otsego	71	58
Cayuga	661	386	Putnam	248	158
Chautauqua	977	613	Queens	415	235
Chemung	499	405	Rensselaer	662	589
Chenango	109	76	Richmond	46	33
Clinton	714	314	Rockland	2,360	1,273
Columbia	307	231	St. Lawrence	97	93
Cortland	336	161	Saratoga	821	498
Delaware	54	46	Schenectady	953	629
Dutchess	1,506	998	Schoharie	41	33
Erie	3,876	3,035	Schuyler	96	79
Essex	206	134	Seneca	138	69
Franklin	210	103	Steuben	569	459
Fulton	357	251	Suffolk	5,600	4,198
Genesee	505	359	Sullivan	533	296
Greene	149	117	Tioga	216	145
Hamilton	23	14	Tompkins	696	289
Herkimer	574	340	Ulster	1,275	783
Jefferson	504	404	Warren	832	192
Kings	519	226	Washington	1,150	148
Lewis	86	72	Wayne	406	205
Livingston	146	114	Westchester	2,751	1,570
Madison	158	97	Wyoming	160	101
Monroe	3,523	2,149	Yates	123	75
Montgomery	307	196	Counties unknown	248	100
Nassau	6,707	4,829	Rest of U. S.	750	471
New York	765	183	Foreign countries	166	130
Niagara	1,940	1,639	Permanent residence unknown	165	54

76/671
cvh

TABLE 39--FIRST-TIME STUDENTS BY PERMANENT RESIDENCE, FALL 1975
ADIRONDACK COMMUNITY COLLEGE

Permanent residence	Total	Full-time only	Permanent residence	Total	Full-time only
All first-time students	2,435	499	Oneida	2	2
All New York counties	2,358	495	Onondaga	2	2
Albany	5	5	Ontario	-	-
Allegany	-	-	Orange	2	2
Bronx	-	-	Orleans	-	-
Broome	-	-	Oswego	-	-
Cattaraugus	-	-	Otsego	1	1
Cayuga	-	-	Putnam	-	-
Chautauqua	-	-	Queens	-	-
Chemung	-	-	Rensselaer	1	1
Chenango	1	1	Richmond	-	-
Clinton	2	2	Rockland	2	2
Columbia	-	-	St. Lawrence	2	2
Cortland	-	-	Saratoga	369	150
Delaware	-	-	Schenectady	1	1
Dutchess	1	-	Schoharie	1	1
Erie	1	1	Schuyler	-	-
Essex	14	11	Seneca	-	-
Franklin	1	1	Steuben	-	-
Fulton	-	-	Suffolk	5	4
Genesee	-	-	Sullivan	-	-
Greene	-	-	Tioga	-	-
Hamilton	2	2	Tompkins	-	-
Herkimer	-	-	Ulster	-	-
Jefferson	1	1	Warren ^a	809	172
Kings	-	-	Washington ^a	1,121	120
Lewis	-	-	Wayne	1	1
Livingston	-	-	Westchester	3	3
Madison	2	2	Wyoming	-	-
Monroe	-	-	Yates	1	1
Montgomery	1	1	Counties unknown	-	-
Nassau	3	3	Rest of U. S.	75	3
New York	1	-	Foreign countries	2	1
Niagara	-	-			

^aCounties sponsoring this college.

76/672

dj

TABLE 40--FIRST-TIME STUDENTS BY PERMANENT RESIDENCE, FALL 1975
BROOME COMMUNITY COLLEGE

Permanent residence	Total	Full-time only	Permanent residence	Total	Full-time only
All first-time students	1,605	1,210	Oneida	3	3
All New York counties	1,563	1,182	Onondaga	1	1
Albany	-	-	Ontario	2	2
Allegany	-	-	Orange	1	1
Bronx	1	1	Orleans	-	-
Broome ^a	1,312	983	Oswego	2	2
Cattaraugus	-	-	Otsego	3	3
Cayuga	-	-	Putnam	-	-
Chautauqua	1	1	Queens	1	1
Chemung	6	6	Rensselaer	-	-
Chenango	50	23	Richmond	-	-
Clinton	-	-	Rockland	1	-
Columbia	-	-	St. Lawrence	-	-
Cortland	2	2	Saratoga	-	-
Delaware	15	11	Schenectady	-	-
Dutchess	-	-	Schoharie	1	1
Erie	-	-	Schuyler	1	1
Essex	-	-	Seneca	-	-
Franklin	-	-	Steuben	1	1
Fulton	-	-	Suffolk	4	4
Genesee	1	1	Sullivan	3	3
Greene	-	-	Tioga	102	84
Hamilton	-	-	Tompkins	2	2
Herkimer	-	-	Ulster	-	-
Jefferson	-	-	Warren	-	-
Kings	-	-	Washington	-	-
Lewis	-	-	Wayne	1	1
Livingston	-	-	Westchester	1	1
Madison	1	1	Wyoming	1	1
Monroe	-	-	Yates	-	-
Montgomery	-	-	Counties unknown	41	39
Nassau	1	1	Rest of U. S.	41	28
New York	1	1	Foreign countries	1	-
Niagara	-	-			

^aCounty sponsoring this college.

TABLE 41--FIRST-TIME STUDENTS BY PERMANENT RESIDENCE, FALL 1975
CAYUGA COUNTY COMMUNITY COLLEGE

Permanent residence	Total	Full-time only	Permanent residence	Total	Full-time only
All first-time students	1,080	720	Oneida	2	2
All New York counties	1,071	714	Onondaga	224	171
Albany	-	-	Ontario	17	14
Allegany	-	-	Orange	1	1
Bronx	-	-	Orleans	2	2
Broome	1	1	Oswego	41	37
Cattaraugus	-	-	Otsego	1	1
Cayuga ^a	611	357	Putnam	-	-
Chautauqua	-	-	Queens	2	1
Chemung	-	-	Rensselaer	-	-
Chenango	1	1	Richmond	-	-
Clinton	-	-	Rockland	-	-
Columbia	-	-	St. Lawrence	1	1
Cortland	4	3	Saratoga	-	-
Delaware	-	-	Schenectady	1	1
Dutchess	-	-	Schoharie	-	-
Erie	3	3	Schuyler	1	1
Essex	-	-	Seneca	68	40
Franklin	-	-	Steuben	-	-
Fulton	-	-	Suffolk	1	1
Genesee	-	-	Sullivan	-	-
Greene	-	-	Tioga	1	1
Hamilton	-	-	Tompkins	10	10
Herkimer	-	-	Ulster	-	-
Jefferson	1	1	Warren	-	-
Kings	1	1	Washington	-	-
Lewis	-	-	Wayne	57	45
Livingston	-	-	Westchester	-	-
Madison	1	-	Wyoming	-	-
Monroe	4	4	Yates	10	10
Montgomery	-	-	Counties unknown	-	-
Nassau	2	2	Rest of U. S.	8	5
New York	1	1	Foreign countries	1	1
Niagara	1	1			

^a County sponsoring this college.

TABLE 42--FIRST-TIME STUDENTS BY PERMANENT RESIDENCE, FALL 1975
CLINTON COMMUNITY COLLEGE

Permanent residence	Total	Full-time only	Permanent residence	Total	Full-time only
All first-time students	758	340	Oneida	-	-
All New York counties	757	339	Onondaga	1	1
Albany	-	-	Ontario	1	1
Allegany	1	1	Orange	-	-
Bronx	-	-	Orleans	1	1
Broome	1	1	Oswego	-	-
Cattaraugus	-	-	Otsego	-	-
Cayuga	-	-	Putnam	-	-
Chautauqua	-	-	Queens	3	3
Chemung	-	-	Rensselaer	-	-
Chenango ^a	-	-	Richmond	-	-
Clinton	688	289	Rockland	1	-
Columbia	-	-	St. Lawrence	2	2
Cortland	1	-	Saratoga	-	-
Delaware	1	1	Schenectady	-	-
Dutchess	-	-	Schoharie	-	-
Erie	-	-	Schuyler	-	-
Essex	34	26	Seneca	-	-
Franklin	3	1	Steuben	-	-
Fulton	-	-	Suffolk	4	4
Genesee	-	-	Sullivan	-	-
Greene	-	-	Tioga	-	-
Hamilton	-	-	Tompkins	-	-
Herkimer	-	-	Ulster	-	-
Jefferson	-	-	Warren	1	-
Kings	-	-	Washington	1	1
Lewis	-	-	Wayne	-	-
Livingston	-	-	Westchester	1	1
Madison	1	1	Wyoming	-	-
Monroe	2	-	Yates	-	-
Montgomery	-	-	Counties unknown	-	-
Nassau	6	4	Rest of U. S.	1	1
New York	3	1	Foreign countries	-	-
Niagara	-	-			

^aCounty sponsoring this college.

76/675

dj

TABLE 43--FIRST-TIME STUDENTS BY PERMANENT RESIDENCE, FALL 1975
COLUMBIA-GREENE COMMUNITY COLLEGE

Permanent residence	Total	Full-time only	Permanent residence	Total	Full-time only
All first-time students	394	288	Oneida	-	-
All New York counties	390	284	Onondaga	1	1
Albany	11	9	Ontario	-	-
Allegany	-	-	Orange	-	-
Bronx	-	-	Orleans	-	-
Broome	-	-	Oswego	-	-
Cattaraugus	-	-	Otsego	-	-
Cayuga	-	-	Putnam	-	-
Chautauqua	-	-	Queens	-	-
Chemung	-	-	Rensselaer	1	1
Chenango	-	-	Richmond	1	1
Clinton	-	-	Rockland	1	1
Columbia ^a	221	156	St. Lawrence	-	-
Cortland	-	-	Saratoga	2	2
Delaware	1	-	Schenectady	-	-
Dutchess	18	13	Schoharie	1	1
Erie	-	-	Schuyler	-	-
Essex	1	1	Seneca	-	-
Franklin	-	-	Steuben	-	-
Fulton	-	-	Suffolk	2	2
Genesee	-	-	Sullivan	-	-
Greene ^a	108	78	Tioga	-	-
Hamilton	-	-	Tompkins	-	-
Herkimer	-	-	Ulster	6	5
Jefferson	-	-	Warren	-	-
Kings	4	3	Washington	1	1
Lewis	-	-	Wayne	1	1
Livingston	-	-	Westchester	3	3
Madison	-	-	Wyoming	-	-
Monroe	2	2	Yates	-	-
Montgomery	-	-	Counties unknown	-	-
Nassau	3	2	Rest of U. S.	4	4
New York	1	1	Foreign countries	-	-
Niagara	-	-			

^aCounties sponsoring this college.

76/676
cvh

TABLE 44--FIRST-TIME STUDENTS BY PERMANENT RESIDENCE, FALL 1975
COMMUNITY COLLEGE OF THE FINGER LAKES

Permanent residence	Total	Full-time only	Permanent residence	Total	Full-time only
All first-time students	1,136	579	Oneida	7	7
All New York counties	1,132	578	Onondaga	12	12
Albany	1	1	Ontario ^a	563	262
Allegany	3	3	Orange	3	3
Bronx	1	1	Orleans	2	2
Broome	4	3	Oswego	3	3
Cattaraugus	4	4	Otsego	1	1
Cayuga	2	2	Putnam	-	-
Chautauqua	5	5	Queens	2	2
Chemung	3	3	Rensselaer	1	1
Chenango	-	-	Richmond	-	-
Clinton	-	-	Rockland	1	1
Columbia	-	-	St. Lawrence	1	1
Cortland	-	-	Saratoga	2	2
Delaware	1	1	Schenectady	1	1
Dutchess	-	-	Schoharie	-	-
Erie	21	21	Schuyler	1	1
Essex	-	-	Seneca	45	10
Franklin	-	-	Steuben	24	16
Fulton	-	-	Suffolk	3	3
Genesee	2	2	Sullivan	-	-
Greene	-	-	Tioga	-	-
Hamilton	-	-	Tompkins	1	1
Herkimer	-	-	Ulster	-	-
Jefferson	-	-	Warren	-	-
Kings	-	-	Washington	-	-
Lewis	1	1	Wayne	218	84
Livingston	16	14	Westchester	2	2
Madison	-	-	Wyoming	6	6
Monroe	77	53	Yates	82	36
Montgomery	-	-	Counties unknown	3	1
Nassau	5	4	Rest of U. S.	4	1
New York	1	1	Foreign countries	-	-
Niagara	1	1			

^aCounty sponsoring this college.

76/677
ed

TABLE 45--FIRST-TIME STUDENTS BY PERMANENT RESIDENCE, FALL 1975
CORNING COMMUNITY COLLEGE

Permanent residence	Total	Full-time only	Permanent residence	Total	Full-time only
All first-time students	1,194	983	Oneida	2	2
All New York counties	1,177	970	Onondaga	1	1
Albany	-	-	Ontario	-	-
Allegany	6	6	Orange	-	-
Bronx	13	13	Orleans	-	-
Broome	4	4	Oswego	-	-
Cattaraugus	-	-	Otsego	-	-
Cayuga	-	-	Putnam	-	-
Chautauqua	-	-	Queens	2	2
Chemung	467	375	Rensselaer	-	-
Chenango	1	1	Richmond	-	-
Clinton	1	1	Rockland	-	-
Columbia	1	1	St. Lawrence	-	-
Cortland	-	-	Saratoga	1	1
Delaware	-	-	Schenectady	-	-
Dutchess	-	-	Schoharie	-	-
Erie	3	3	Schuyler	70	58
Essex	-	-	Seneca	1	1
Franklin	-	-	Steuben ^a	519	419
Fulton	-	-	Suffolk	1	1
Genesee	-	-	Sullivan	-	-
Greene	-	-	Tioga	15	15
Hamilton	-	-	Tompkins	3	3
Herkimer	-	-	Ulster	1	1
Jefferson	-	-	Warren	-	-
Kings	5	5	Washington	-	-
Lewis	-	-	Wayne	1	1
Livingston	3	3	Westchester	3	3
Madison	-	-	Wyoming	-	-
Monroe	8	7	Yates	13	11
Montgomery	-	-	Counties unknown	-	-
Nassau	1	1	Rest of U. S.	12	9
New York	30	30	Foreign countries	5	4
Niagara	1	1			

^aThis college's sponsor is the Corning-Painted Post Area School District, which is in Steuben County.

TABLE 46--FIRST-TIME STUDENTS BY PERMANENT RESIDENCE, FALL 1975
DUTCHESS COMMUNITY COLLEGE

Permanent residence	Total	Full-time only	Permanent residence	Total	Full-time only
All first-time students	1,719	1,157	Oneida	-	-
All New York counties	1,710	1,154	Onondaga	3	3
Albany	2	1	Ontario	-	-
Allegany	-	-	Orange	29	21
Bronx	4	1	Orleans	-	-
Broome	1	-	Oswego	2	1
Cattaraugus	-	-	Otsego	-	-
Cayuga	-	-	Putnam	87	55
Chautauqua	-	-	Queens	3	3
Chemung	-	-	Rensselaer	1	1
Chenango	-	-	Richmond	2	2
Clinton	-	-	Rockland	5	4
Columbia	15	10	St. Lawrence	-	-
Cortland	-	-	Saratoga	1	1
Delaware	-	-	Schenectady	-	-
Dutchess ^a	1,410	933	Schoharie	-	-
Erie	-	-	Schuyler	-	-
Essex	-	-	Seneca	-	-
Franklin	-	-	Steuben	-	-
Fulton	-	-	Suffolk	13	12
Genesee	-	-	Sullivan	-	-
Greene	1	1	Tioga	-	-
Hamilton	1	1	Tompkins	-	-
Herkimer	2	2	Ulster	79	59
Jefferson	-	-	Warren	-	-
Kings	5	5	Washington	-	-
Lewis	-	-	Wayne	-	-
Livingston	-	-	Westchester	29	25
Madison	1	1	Wyoming	-	-
Monroe	-	-	Yates	-	-
Montgomery	-	-	Counties unknown	-	-
Nassau	11	9	Rest of U. S.	4	3
New York	3	3	Foreign countries	-	-
Niagara	-	-	Permanent residence unknown	5	-

^aCounty sponsoring this college.

76/679
ed

TABLE 47--FIRST-TIME STUDENTS BY PERMANENT RESIDENCE, FALL 1975
 ERIE COMMUNITY COLLEGE

Permanent residence	Total	Full-time only	Permanent residence	Total	Full-time only
All first-time students	4,079	3,032	Oneida	8	8
All New York counties	4,060	3,013	Onondaga	7	7
Albany	-	-	Ontario	3	3
Allegany	4	4	Orange	3	3
Bronx	-	-	Orleans	14	10
Broome	6	6	Oswego	5	5
Cattaraugus	16	11	Otsego	1	1
Cayuga	-	-	Putnam	-	-
Chautauqua	31	23	Queens	-	-
Chemung	2	2	Rensselaer	-	-
Chenango	-	-	Richmond	-	-
Clinton	-	-	Rockland	-	-
Columbia	-	-	St. Lawrence	1	1
Cortland	-	-	Saratoga	2	2
Delaware	1	1	Schenectady	2	2
Dutchess	-	-	Schoharie	-	-
Erie ^a	3,568	2,749	Schuyler	1	1
Essex	-	-	Seneca	-	-
Franklin	1	1	Steuben	1	1
Fulton	-	-	Suffolk	3	3
Genesee	20	11	Sullivan	-	-
Greene	-	-	Tioga	3	3
Hamilton	-	-	Tompkins	-	-
Herkimer	1	1	Ulster	-	-
Jefferson	2	2	Warren	-	-
Kings	-	-	Washington	1	1
Lewis	-	-	Wayne	3	3
Livingston	3	3	Westchester	-	-
Madison	-	-	Wyoming	21	11
Monroe	7	7	Yates	1	1
Montgomery	-	-	Counties unknown	-	-
Nassau	5	5	Rest of U. S.	9	9
New York	-	-	Foreign countries	10	10
Niagara	313	121			

^aCounty sponsoring this college.

76/680
 cvh

TABLE 48--FIRST-TIME STUDENTS BY PERMANENT RESIDENCE, FALL 1975
FASHION INSTITUTE OF TECHNOLOGY

Permanent residence	Total	Full-time only	Permanent residence	Total	Full-time only
All first-time students	2,295	1,015	Oneida	-	-
All New York counties	1,922	760	Onondaga	9	9
Albany	9	9	Ontario	-	-
Allegany	-	-	Orange	6	6
Bronx ^a	144	53	Orleans	-	-
Broome	8	8	Oswego	1	1
Cattaraugus	-	-	Otsego	-	-
Cayuga	1	1	Putnam	1	1
Chautauqua	2	2	Queens ^a	226	103
Chemung	1	1	Rensselaer	1	1
Chenango	1	1	Richmond ^a	29	17
Clinton	-	-	Rockland	12	9
Columbia	-	-	St. Lawrence	-	-
Cortland	-	-	Saratoga	-	-
Delaware	-	-	Schenectady	1	1
Dutchess	5	3	Schoharie	-	-
Erie	12	12	Schuyler	-	-
Essex	-	-	Seneca	-	-
Franklin	-	-	Steuben	2	2
Fulton	-	-	Suffolk	94	84
Genesee	1	1	Sullivan	2	2
Greene	1	1	Tioga	1	1
Hamilton	-	-	Tompkins	1	1
Herkimer	1	1	Ulster	6	6
Jefferson	-	-	Warren	-	-
Kings ^a	406	124	Washington	-	-
Lewis	1	1	Wayne	-	-
Livingston	-	-	Westchester	86	48
Madison	-	-	Wyoming	-	-
Monroe	3	3	Yates	-	-
Montgomery	-	-	Counties unknown	-	-
Nassau	198	167	Rest of U. S.	347	234
New York ^a	647	77	Foreign countries	26	21
Niagara	3	3			

^aThis college's sponsors are the Board of Education of New York City and Educational Foundation for the Fashion Industries.

TABLE 49--FIRST-TIME STUDENTS BY PERMANENT RESIDENCE, FALL 1975
FULTON-MONTGOMERY COMMUNITY COLLEGE

Permanent residence	Total	Full-time only	Permanent residence	Total	Full-time only
All first-time students	714	512	Oneida	3	3
All New York counties	709	507	Onondaga	2	2
Albany	8	8	Ontario	2	2
Allegany	1	1	Orange	1	1
Bronx	1	1	Orleans	-	-
Broome	1	1	Oswego	2	2
Cattaraugus	-	-	Otsego	-	-
Cayuga	-	-	Putnam	2	2
Chautauqua	-	-	Queens	5	5
Chemung	-	-	Rensselaer	6	6
Chenango	-	-	Richmond	-	-
Clinton	-	-	Rockland	1	1
Columbia	-	-	St. Lawrence	-	-
Cortland	-	-	Saratoga	23	20
Delaware	2	1	Schenectady	19	19
Dutchess	-	-	Schoharie	1	1
Erie	2	2	Schuyler	-	-
Essex	1	1	Seneca	-	-
Franklin	-	-	Steuben	-	-
Fulton ^a	331	233	Suffolk	20	20
Genesee	-	-	Sullivan	-	-
Greene	1	1	Tioga	-	-
Hamilton	8	5	Tompkins	-	-
Herkimer	3	3	Ulster	-	-
Jefferson	2	2	Warren	-	-
Kings	-	-	Washington	1	1
Lewis	5	5	Wayne	-	-
Livingston	-	-	Westchester	2	2
Madison	-	-	Wyoming	-	-
Monroe	-	-	Yates	-	-
Montgomery ^a	246	149	Counties unknown	-	-
Nassau	5	5	Rest of U. S.	3	3
New York	1	1	Foreign countries	2	2
Niagara	1	1			

^aCounties sponsoring this college.

TABLE 50--FIRST-TIME STUDENTS BY PERMANENT RESIDENCE, FALL 1975
GENESEE COMMUNITY COLLEGE

Permanent residence	Total	Full-time only	Permanent residence	Total	Full-time only
All first-time students	1,146	902	Oneida	4	4
All New York counties	1,132	890	Onondaga	2	2
Albany	1	1	Ontario	2	2
Allegany	10	10	Orange	-	-
Bronx	18	18	Orleans	118	80
Broome	3	3	Oswego	2	2
Cattaraugus	12	12	Otsego	-	-
Cayuga	3	3	Putnam	-	-
Chautauqua	2	2	Queens	14	14
Chemung	-	-	Rensselaer	1	1
Chenango	-	-	Richmond	-	-
Clinton	-	-	Rockland	1	1
Columbia	-	-	St. Lawrence	-	-
Cortland	-	-	Saratoga	1	1
Delaware	-	-	Schenectady	2	2
Dutchess	-	-	Schoharie	-	-
Erie	163	151	Schuyler	1	1
Essex	-	-	Seneca	-	-
Franklin	1	1	Steuben	4	4
Fulton	1	1	Suffolk	10	10
Genesee ^a	465	334	Sullivan	1	1
Greene	-	-	Tioga	-	-
Hamilton	-	-	Tompkins	1	1
Herkimer	-	-	Ulster	-	-
Jefferson	2	2	Warren	-	-
Kings	21	21	Washington	-	-
Lewis	-	-	Wayne	-	-
Livingston	30	24	Westchester	7	7
Madison	1	1	Wyoming	113	67
Monroe	74	69	Yates	-	-
Montgomery	-	-	Counties unknown	-	-
Nassau	6	6	Rest of U. S.	12	10
New York	27	27	Foreign countries	2	2
Niagara	8	4			

^aCounty sponsoring this college.

76/683

dj

TABLE 51--FIRST-TIME STUDENTS BY PERMANENT RESIDENCE, FALL 1975
HERKIMER COUNTY COMMUNITY COLLEGE

Permanent residence	Total	Full-time only	Permanent residence	Total	Full-time only
All first-time students	718	555	Oneida	139	121
All New York counties	712	549	Onondaga	11	11
Albany	7	7	Ontario	5	5
Allegany	1	1	Orange	1	1
Bronx	2	2	Orleans	1	1
Broome	5	5	Oswego	12	12
Cattaraugus	2	2	Otsego	23	11
Cayuga	-	-	Putnam	2	2
Chautauqua	-	-	Queens	-	-
Chemung	1	1	Rensselaer	4	4
Chenango	16	16	Richmond	-	-
Clinton	1	1	Rockland	-	-
Columbia	3	3	St. Lawrence	4	4
Cortland	6	6	Saratoga	5	5
Delaware	8	8	Schenectady	3	3
Dutchess	1	1	Schoharie	3	3
Erie	8	8	Schuyler	-	-
Essex	3	3	Seneca	1	1
Franklin	1	1	Steuben	1	1
Fulton	7	4	Suffolk	10	10
Genesee	-	-	Sullivan	3	3
Greene	1	1	Tioga	1	1
Hamilton	2	2	Tompkins	-	-
Herkimer ^a	337	210	Ulster	-	-
Jefferson	5	5	Warren	-	-
Kings	1	1	Washington	1	1
Lewis	4	4	Wayne	-	-
Livingston	2	2	Westchester	2	2
Madison	20	20	Wyoming	1	1
Monroe	6	6	Yates	2	2
Montgomery	18	15	Counties unknown	-	-
Nassau	6	6	Rest of U. S.	5	5
New York	2	2	Foreign countries	1	1
Niagara	1	1			

^aCounty sponsoring this college.

76/684
ed

TABLE 52--FIRST-TIME STUDENTS BY PERMANENT RESIDENCE, FALL 1975
HUDSON VALLEY COMMUNITY COLLEGE

Permanent residence	Total	Full-time only	Permanent residence	Total	Full-time only
All first-time students	2,344	2,133	Oneida	-	-
All New York counties	2,276	2,072	Onondaga	17	17
Albany	697	619	Ontario	1	1
Allegany	1	1	Orange	7	7
Bronx	1	1	Orleans	-	-
Broome	12	12	Oswego	2	2
Cattaraugus	5	5	Otsego	9	9
Cayuga	-	-	Putnam	3	3
Chautauqua	1	1	Queens	5	5
Chemung	3	3	Rensselaer ^a	613	548
Chenango	6	6	Richmond	1	1
Clinton	5	5	Rockland	2	2
Columbia	51	51	St. Lawrence	10	10
Cortland	1	1	Saratoga	274	242
Delaware	7	7	Schenectady	290	261
Dutchess	11	11	Schoharie	12	12
Erie	16	16	Schuyler	1	1
Essex	13	13	Seneca	1	1
Franklin	7	7	Steuben	-	-
Fulton	6	6	Suffolk	17	17
Genesee	-	-	Sullivan	4	4
Greene	26	26	Tioga	1	1
Hamilton	-	-	Tompkins	2	2
Herkimer	5	5	Ulster	15	15
Jefferson	1	1	Warren	17	17
Kings	4	4	Washington	17	17
Lewis	2	2	Wayne	2	2
Livingston	2	2	Westchester	11	11
Madison	2	2	Wyoming	1	1
Monroe	8	8	Yates	-	-
Montgomery	18	18	Counties unknown	-	-
Nassau	23	23	Rest of U. S.	66	59
New York	3	3	Foreign countries	2	2
Niagara	4	4			

^aCounty sponsoring this college.

TABLE 53--FIRST-TIME STUDENTS BY PERMANENT RESIDENCE, FALL 1975
JAMESTOWN COMMUNITY COLLEGE

Permanent residence	Total	Full-time only	Permanent residence	Total	Full-time only
All first-time students	1,134	736	Oneida	-	-
All New York counties	1,079	691	Onondaga	1	1
Albany	-	-	Ontario	-	-
Allegany	3	3	Orange	-	-
Bronx	3	3	Orleans	1	1
Broome	1	1	Oswego	-	-
Cattaraugus	94	68	Otsego	-	-
Cayuga	-	-	Putnam	-	-
Chautauqua ^a	929	574	Queens	-	-
Chemung	1	1	Rensselaer	-	-
Chenango	-	-	Richmond	-	-
Clinton	-	-	Rockland	-	-
Columbia	-	-	St. Lawrence	-	-
Cortland	-	-	Saratoga	-	-
Delaware.	-	-	Schenectady	-	-
Dutchess	-	-	Schoharie	-	-
Erie	29	23	Schuyler	-	-
Essex	-	-	Seneca	-	-
Franklin	-	-	Steuben	-	-
Fulton	-	-	Suffolk	-	-
Genesee	1	1	Sullivan	-	-
Greene	-	-	Tioga	-	-
Hamilton	-	-	Tompkins	-	-
Herkimer	-	-	Ulster	-	-
Jefferson	-	-	Warren	-	-
Kings	-	-	Washington	-	-
Lewis	-	-	Wayne	1	1
Livingston	-	-	Westchester	-	-
Madison	-	-	Wyoming	2	2
Monroe	4	4	Yates	-	-
Montgomery	-	-	Counties unknown	6	5
Nassau	1	1	Rest of U. S.	53	44
New York	-	-	Foreign countries	2	1
Niagara	2	2			

^aThis college's sponsor is the City of Jamestown, which is in Chautauqua County.

TABLE 54--FIRST-TIME STUDENTS BY PERMANENT RESIDENCE, FALL 1975
JEFFERSON COMMUNITY COLLEGE

Permanent residence	Total	Full-time only	Permanent residence	Total	Full-time only
All first-time students	560	450	Oneida	-	-
All New York counties	560	450	Onondaga	4	4
Albany	2	2	Ontario	-	-
Allegany	-	-	Orange	-	-
Bronx	-	-	Orleans	-	-
Broome	-	-	Oswego	18	15
Cattaraugus	-	-	Otsego	-	-
Cayuga	-	-	Putnam	-	-
Chautauqua	-	-	Queens	-	-
Chemung	-	-	Rensselaer	-	-
Chenango	-	-	Richmond	-	-
Clinton	1	1	Rockland	-	-
Columbia	-	-	St. Lawrence	16	16
Cortland	-	-	Saratoga	-	-
Delaware	-	-	Schenectady	-	-
Dutchess	-	-	Schoharie	-	-
Erie	-	-	Schuyler	-	-
Essex	-	-	Seneca	-	-
Franklin	2	2	Steuben	-	-
Fulton	-	-	Suffolk	-	-
Genesee	-	-	Sullivan	-	-
Greene	-	-	Tioga	-	-
Hamilton	-	-	Tompkins	-	-
Herkimer	-	-	Ulster	-	-
Jefferson ^a	476	376	Warren	-	-
Kings	3	3	Washington	-	-
Lewis	35	28	Wayne	1	1
Livingston	-	-	Westchester	-	-
Madison	2	2	Wyoming	-	-
Monroe	-	-	Yates	-	-
Montgomery	-	-	Counties unknown	-	-
Nassau	-	-	Rest of U. S.	-	-
New York	-	-	Foreign countries	-	-
Niagara	-	-			

^aCounty sponsoring this college.

76/687

cvh

TABLE 55--FIRST-TIME STUDENTS BY PERMANENT RESIDENCE, FALL 1975
MOHAWK VALLEY COMMUNITY COLLEGE

Permanent residence	Total	Full-time only	Permanent residence	Total	Full-time only
All first-time students	3,083	1,583	Oneida ^a	2,334	995
All New York counties	3,075	1,575	Onondaga	78	77
Albany	14	14	Ontario	5	5
Allegany	1	1	Orange	2	2
Bronx	1	1	Orleans	2	2
Broome	14	13	Oswego	20	20
Cattaraugus	2	2	Otsego	19	19
Cayuga	2	2	Putnam	-	-
Chautauqua	1	1	Queens	-	-
Chemung	1	1	Rensselaer	1	1
Chenango	19	16	Richmond	4	4
Clinton	-	-	Rockland	1	1
Columbia	2	2	St. Lawrence	10	10
Cortland	9	9	Saratoga	8	8
Delaware	4	4	Schenectady	19	19
Dutchess	5	5	Schoharie	2	2
Erie	24	24	Schuyler	-	-
Essex	5	4	Seneca	3	3
Franklin	7	7	Steuben	1	1
Fulton	5	4	Suffolk	25	24
Genesee	-	-	Sullivan	3	3
Greene	-	-	Tioga	3	3
Hamilton	3	3	Tompkins	5	5
Herkimer	217	115	Ulster	1	1
Jefferson	9	9	Warren	-	-
Kings	-	-	Washington	1	1
Lewis	28	22	Wayne	5	5
Livingston	1	1	Westchester	12	12
Madison	87	45	Wyoming	6	6
Monroe	14	14	Yates	-	-
Montgomery	7	4	Counties unknown	-	-
Nassau	19	19	Rest of U. S.	4	4
New York	1	1	Foreign countries	4	4
Niagara	3	3			

^a County sponsoring this college.

76/688
cvh

TABLE 56--FIRST-TIME STUDENTS BY PERMANENT RESIDENCE, FALL 1975
MONROE COMMUNITY COLLEGE

Permanent residence	Total	Full-time only	Permanent residence	Total	Full-time only
All first-time students	3,804	2,275	Oneida	7	7
All New York counties	3,668	2,212	Onondaga	7	6
Albany	3	3	Ontario	42	29
Allegany	3	2	Orange	-	-
Bronx	-	-	Orleans	14	11
Broome	-	-	Oswego	5	5
Cattaraugus	4	4	Otsego	-	-
Cayuga	6	4	Putnam	-	-
Chautauqua	4	4	Queens	3	-
Chemung	4	4	Rensselaer	1	1
Chenango	1	1	Richmond	-	-
Clinton	1	1	Rockland	-	-
Columbia	1	1	St. Lawrence	3	3
Cortland	-	-	Saratoga	-	-
Delaware	2	2	Schenectady	-	-
Dutchess	-	-	Schoharie	-	-
Erie	8	7	Schuyler	1	1
Essex	1	-	Seneca	3	3
Franklin	1	-	Steuben	14	12
Fulton	-	-	Suffolk	1	-
Genesee	14	8	Sullivan	-	-
Greene	-	-	Tioga	1	1
Hamilton	-	-	Tompkins	4	2
Herkimer	-	-	Ulster	-	-
Jefferson	1	1	Warren	-	-
Kings	-	-	Washington	-	-
Lewis	1	1	Wayne	99	45
Livingston	86	63	Westchester	4	4
Madison	1	1	Wyoming	5	2
Monroe ^a	3,295	1,960	Yates	9	9
Montgomery	-	-	Counties unknown	-	-
Nassau	3	-	Rest of U. S.	7	7
New York	2	1	Foreign countries	7	7
Niagara	3	3	Permanent residence unknown	122	49

^a County sponsoring this college.

TABLE 57--FIRST-TIME STUDENTS BY PERMANENT RESIDENCE, FALL 1975
NASSAU COMMUNITY COLLEGE

Permanent residence	Total	Full-time only	Permanent residence	Total	Full-time only
All first-time students	6,443	4,502	Oneida	-	-
All New York counties	6,399	4,476	Onondaga	-	-
Albany	-	-	Ontario	-	-
Allegany	-	-	Orange	-	-
Bronx	3	2	Orleans	-	-
Broome	2	2	Oswego	-	-
Cattaraugus	-	-	Otsego	-	-
Cayuga	-	-	Putnam	-	-
Chautauqua	-	-	Queens	103	56
Chemung	-	-	Rensselaer	-	-
Chenango	-	-	Richmond	-	-
Clinton	1	1	Rockland	-	-
Columbia	-	-	St. Lawrence	-	-
Cortland	1	1	Saratoga	-	-
Delaware	-	-	Schenectady	-	-
Dutchess	-	-	Schoharie	-	-
Erie	-	-	Schuyler	-	-
Essex	1	1	Seneca	-	-
Franklin	-	-	Steuben	-	-
Fulton	-	-	Suffolk	123	81
Genesee	-	-	Sullivan	-	-
Greene	-	-	Tioga	1	1
Hamilton	-	-	Tompkins	-	-
Herkimer	-	-	Ulster	-	-
Jefferson	-	-	Warren	-	-
Kings	5	2	Washington	-	-
Lewis	-	-	Wayne	1	1
Livingston	-	-	Westchester	2	2
Madison	-	-	Wyoming	-	-
Monroe	-	-	Yates	-	-
Montgomery	-	-	Counties unknown	-	-
Nassau ^a	6,154	4,324	Rest of U. S.	4	3
New York	2	2	Foreign countries	40	23
Niagara	-	-			

^aCounty sponsoring this college.

TABLE 58--FIRST-TIME STUDENTS BY PERMANENT RESIDENCE, FALL 1975
 NIAGARA COUNTY COMMUNITY COLLEGE

Permanent residence	Total	Full-time only	Permanent residence	Total	Full-time only
All first-time students	1,621	1,515	Oneida	-	-
All New York counties	1,615	1,510	Onondaga	1	1
Albany	-	-	Ontario	-	-
Allegany	1	1	Orange	-	-
Bronx	-	-	Orleans	4	3
Broome	-	-	Oswego	-	-
Cattaraugus	-	-	Otsego	-	-
Cayuga	-	-	Putnam	-	-
Chautauqua	-	-	Queens	-	-
Chemung	-	-	Rensselaer	-	-
Chenango	-	-	Richmond	-	-
Clinton	-	-	Rockland	-	-
Columbia	-	-	St. Lawrence	-	-
Cortland	-	-	Saratoga	-	-
Delaware	-	-	Schenectady	-	-
Dutchess	1	1	Schoharie	-	-
Erie	5	5	Schuyler	-	-
Essex	1	1	Seneca	-	-
Franklin	-	-	Steuben	-	-
Fulton	-	-	Suffolk	-	-
Genesee	-	-	Sullivan	-	-
Greene	-	-	Tioga	-	-
Hamilton	-	-	Tompkins	1	1
Herkimer	-	-	Ulster	-	-
Jefferson	-	-	Warren	-	-
Kings	-	-	Washington	-	-
Lewis	-	-	Wayne	2	2
Livingston	-	-	Westchester	-	-
Madison	-	-	Wyoming	3	3
Monroe	-	-	Yates	-	-
Montgomery	-	-	Counties unknown	-	-
Nassau	-	-	Rest of U. S.	2	2
New York	-	-	Foreign countries	4	3
Niagara ^a	1,596	1,492			

^aCounty sponsoring this college.

76/691
 ed

TABLE 59--FIRST-TIME STUDENTS BY PERMANENT RESIDENCE, FALL 1975
NORTH COUNTRY COMMUNITY COLLEGE

Permanent residence	Total	Full-time only	Permanent residence	Total	Full-time only
All first-time students	455	283	Oneida	2	2
All New York counties	452	281	Onondaga	3	3
Albany	1	1	Ontario	-	-
Allegany	-	-	Orange	3	3
Bronx	2	2	Orleans	-	-
Broome	3	3	Oswego	-	-
Cattaraugus	1	1	Otsego	-	-
Cayuga	1	1	Putnam	-	-
Chautauqua	-	-	Queens	2	2
Chemung	-	-	Rensselaer	-	-
Chenango	-	-	Richmond	-	-
Clinton	13	12	Rockland	-	-
Columbia	-	-	St. Lawrence	38	37
Cortland	1	1	Saratoga	1	1
Delaware	-	-	Schenectady	-	-
Dutchess	1	1	Schoharie	-	-
Erie	-	-	Schuyler	-	-
Essex ^a	128	69	Seneca	-	-
Franklin ^a	185	81	Steuben	-	-
Fulton	-	-	Suffolk	17	17
Genesee	1	1	Sullivan	-	-
Greene	-	-	Tioga	-	-
Hamilton	6	1	Tompkins	-	-
Herkimer	-	-	Ulster	3	3
Jefferson	3	3	Warren	1	-
Kings	1	1	Washington	2	2
Lewis	4	4	Wayne	-	-
Livingston	-	-	Westchester	3	3
Madison	-	-	Wyoming	-	-
Monroe	4	4	Yates	1	1
Montgomery	2	2	Counties unknown	-	-
Nassau	11	11	Rest of U. S.	1	1
New York	7	7	Foreign countries	2	1
Niagara	1	1			

^aCounties sponsoring this college.

76/692
cvh

TABLE 60--FIRST-TIME STUDENTS BY PERMANENT RESIDENCE, FALL 1975
ONONDAGA COMMUNITY COLLEGE

Permanent residence	Total	Full-time only	Permanent residence	Total	Full-time only
All first-time students	2,286	1,371	Oneida	17	10
All New York counties	2,278	1,363	Onondaga ^a	2,002	1,195
Albany	2	2	Ontario	-	-
Allegany	1	1	Orange	2	1
Bronx	-	-	Orleans	1	1
Broome	8	7	Oswego	103	49
Cattaraugus	1	1	Otsego	2	1
Cayuga	21	11	Putnam	-	-
Chautauqua	1	-	Queens	-	-
Chemung	1	1	Rensselaer	1	1
Chenango	1	1	Richmond	-	-
Clinton	1	1	Rockland	3	2
Columbia	2	2	St. Lawrence	5	2
Cortland	7	5	Saratoga	-	-
Delaware	2	1	Schenectady	3	3
Dutchess	7	6	Schoharie	-	-
Erie	4	4	Schuyler	-	-
Essex	1	1	Seneca	1	1
Franklin	-	-	Steuben	1	1
Fulton	1	1	Suffolk	4	3
Genesee	-	-	Sullivan	1	1
Greene	-	-	Tioga	1	1
Hamilton	-	-	Tompkins	-	-
Herkimer	7	3	Ulster	-	-
Jefferson	1	1	Warren	-	-
Kings	2	2	Washington	-	-
Lewis	3	2	Wayne	7	6
Livingston	-	-	Westchester	1	-
Madison	33	19	Wyoming	1	1
Monroe	8	5	Yates	-	-
Montgomery	2	2	Counties unknown	-	-
Nassau	5	5	Rest of U. S.	-	-
New York	-	-	Foreign countries	8	8
Niagara	-	-			

^aCounty sponsoring this college.

TABLE 61--FIRST-TIME STUDENTS BY PERMANENT RESIDENCE, FALL 1975
ORANGE COUNTY COMMUNITY COLLEGE

Permanent residence	Total	Full-time only	Permanent residence	Total	Full-time only
All first-time students	1,864	1,158	Oneida	1	1
All New York counties	1,807	1,133	Onondaga	2	2
Albany	-	-	Ontario	1	-
Allegany	-	-	Orange ^a	1,560	944
Bronx	2	2	Orleans	1	1
Broome	2	2	Oswego	-	-
Cattaraugus	-	-	Otsego	2	2
Cayuga	-	-	Putnam	2	2
Chautauqua	-	-	Queens	3	3
Chemung	-	-	Rensselaer	-	-
Chenango	2	2	Richmond	-	-
Clinton	-	-	Rockland	10	9
Columbia	2	1	St. Lawrence	-	-
Cortland	-	-	Saratoga	-	-
Delaware	-	-	Schenectady	1	1
Dutchess	9	7	Schoharie	1	1
Erie	3	2	Schuyler	-	-
Essex	-	-	Seneca	2	2
Franklin	-	-	Steuben	-	-
Fulton	1	1	Suffolk	14	14
Genesee	-	-	Sullivan	108	75
Greene	-	-	Tioga	-	-
Hamilton	-	-	Tompkins	-	-
Herkimer	-	-	Ulster	29	16
Jefferson	-	-	Warren	-	-
Kings	9	9	Washington	-	-
Lewis	-	-	Wayne	4	4
Livingston	-	-	Westchester	19	19
Madison	-	-	Wyoming	-	-
Monroe	3	-	Yates	-	-
Montgomery	1	1	Counties unknown	-	-
Nassau	9	8	Rest of U. S.	24	12
New York	3	2	Foreign countries	13	13
Niagara	1	-	Permanent residence unknown	20	-

^aCounty sponsoring this college.

TABLE 62--FIRST-TIME STUDENTS BY PERMANENT RESIDENCE, FALL 1975
ROCKLAND COMMUNITY COLLEGE

Permanent residence	Total	Full-time only	Permanent residence	Total	Full-time only
All first-time students	2,459	1,300	Oneida	-	-
All New York counties	2,427	1,297	Onondaga	1	1
Albany	-	-	Ontario	-	-
Allegany	-	-	Orange	38	17
Bronx	5	2	Orleans	-	-
Broome	-	-	Oswego	-	-
Cattaraugus	-	-	Otsego	-	-
Cayuga	-	-	Putnam	1	-
Chautauqua	-	-	Queens	3	2
Chemung	-	-	Rensselaer	1	1
Chenango	-	-	Richmond	-	-
Clinton	-	-	Rockland ^a	2,281	1,212
Columbia	-	-	St. Lawrence	-	-
Cortland	-	-	Saratoga	-	-
Delaware	-	-	Schenectady	-	-
Dutchess	1	-	Schoharie	-	-
Erie	-	-	Schuyler	-	-
Essex	-	-	Seneca	-	-
Franklin	-	-	Steuben	-	-
Fulton	-	-	Suffolk	2	2
Genesee	-	-	Sullivan	-	-
Greene	-	-	Tioga	-	-
Hamilton	-	-	Tompkins	-	-
Herkimer	-	-	Ulster	-	-
Jefferson	-	-	Warren	-	-
Kings	23	18	Washington	-	-
Lewis	-	-	Wayne	-	-
Livingston	-	-	Westchester	53	25
Madison	-	-	Wyoming	-	-
Monroe	-	-	Yates	-	-
Montgomery	-	-	Counties unknown	-	-
Nassau	9	9	Rest of U. S.	32	3
New York	9	8	Foreign countries	-	-
Niagara	-	-			

^aCounty sponsoring this college.

76/695

dj

TABLE 63--FIRST-TIME STUDENTS BY PERMANENT RESIDENCE, FALL 1975
SCHENECTADY COUNTY COMMUNITY COLLEGE

Permanent residence	Total	Full-time only	Permanent residence	Total	Full-time only
All first-time students	1,003	539	Oneida	-	-
All New York counties	997	534	Onondaga	-	-
Albany	175	109	Ontario	-	-
Allegany	-	-	Orange	1	1
Bronx	1	1	Orleans	-	-
Broome	1	1	Oswego	1	1
Cattaraugus	-	-	Otsego	-	-
Cayuga	-	-	Putnam	-	-
Chautauqua	-	-	Queens	-	-
Chemung	-	-	Rensselaer	26	19
Chenango	-	-	Richmond	-	-
Clinton	-	-	Rockland	-	-
Columbia	3	2	St. Lawrence	2	2
Cortland	-	-	Saratoga	130	61
Delaware	2	2	Schenectady ^a	609	314
Dutchess	1	-	Schoharie	15	10
Erie	-	-	Schuyler	-	-
Essex	1	1	Seneca	-	-
Franklin	-	-	Steuben	-	-
Fulton	5	1	Suffolk	1	1
Genesee	-	-	Sullivan	-	-
Greene	-	-	Tioga	-	-
Hamilton	1	-	Tompkins	-	-
Herkimer	1	-	Ulster	1	-
Jefferson	-	-	Warren	1	-
Kings	1	1	Washington	3	2
Lewis	-	-	Wayne	-	-
Livingston	-	-	Westchester	1	-
Madison	1	-	Wyoming	-	-
Monroe	1	1	Yates	-	-
Montgomery	12	4	Counties unknown	-	-
Nassau	-	-	Rest of U. S.	5	4
New York	-	-	Foreign countries	1	1
Niagara	-	-			

^aCounty sponsoring this college.

76/696
ed

TABLE 64--FIRST-TIME STUDENTS BY PERMANENT RESIDENCE, FALL 1975
SUFFOLK COUNTY COMMUNITY COLLEGE

Permanent residence	Total	Full-time only	Permanent residence	Total	Full-time only
All first-time students	5,118	3,774	Oneida	-	-
All New York counties	5,112	3,770	Onondaga	-	-
Albany	-	-	Ontario	-	-
Allegany	-	-	Orange	-	-
Bronx	-	-	Orleans	-	-
Broome	-	-	Oswego	-	-
Cattaraugus	-	-	Otsego	-	-
Cayuga	-	-	Putnam	-	-
Chautauqua	-	-	Queens	2	1
Chemung	-	-	Rensselaer	-	-
Chemango	-	-	Richmond	-	-
Clinton	-	-	Rockland	-	-
Columbia	-	-	St. Lawrence	-	-
Cortland	-	-	Saratoga	-	-
Delaware	-	-	Schenectady	-	-
Dutchess	-	-	Schoharie	-	-
Erie	-	-	Schuyler	-	-
Essex	-	-	Seneca	-	-
Franklin	-	-	Steuben	-	-
Fulton	-	-	Suffolk ^a	5,106	3,767
Genesee	-	-	Sullivan	-	-
Greene	-	-	Tioga	-	-
Hamilton	-	-	Tompkins	-	-
Herkimer	-	-	Ulster	-	-
Jefferson	-	-	Warren	-	-
Kings	-	-	Washington	-	-
Lewis	-	-	Wayne	-	-
Livingston	-	-	Westchester	-	-
Madison	-	-	Wyoming	-	-
Monroe	-	-	Yates	-	-
Montgomery	-	-	Counties unknown	-	-
Nassau	4	2	Rest of U. S.	-	-
New York	-	-	Foreign countries	6	4
Niagara	-	-			

^aCounty sponsoring this college.

TABLE 65--FIRST-TIME STUDENTS BY PERMANENT RESIDENCE, FALL 1975
SULLIVAN COUNTY COMMUNITY COLLEGE

Permanent residence	Total	Full-time only	Permanent residence	Total	Full-time only
All first-time students	950	732	Oneida	1	1
All New York counties	937	719	Onondaga	5	5
Albany	1	1	Ontario	-	-
Allegany	1	1	Orange	26	23
Bronx	17	17	Orleans	-	-
Broome	8	8	Oswego	-	-
Cattaraugus	1	1	Otsego	4	4
Cayuga	-	-	Putnam	1	1
Chautauqua	-	-	Queens	27	27
Chemung	1	1	Rensselaer	2	2
Chenango	4	4	Richmond	6	6
Clinton	-	-	Rockland	10	10
Columbia	-	-	St. Lawrence	2	2
Cortland	-	-	Saratoga	2	2
Delaware	3	2	Schenectady	1	1
Dutchess	7	7	Schoharie	-	-
Erie	4	4	Schuyler	1	1
Essex	-	-	Seneca	-	-
Franklin	-	-	Steuben	-	-
Fulton	-	-	Suffolk	104	102
Genesee	-	-	Sullivan ^a	397	195
Greene	-	-	Tioga	6	6
Hamilton	-	-	Tompkins	4	-
Herkimer	-	-	Ulster	10	10
Jefferson	-	-	Warren	1	1
Kings	16	16	Washington	-	-
Lewis	2	2	Wayne	-	-
Livingston	1	-	Westchester	48	48
Madison	1	1	Wyoming	-	-
Monroe	1	1	Yates	-	-
Montgomery	-	-	Counties unknown	-	-
Nassau	206	201	Rest of U. S.	13	13
New York	5	5	Foreign countries	-	-
Niagara	-	-			

^a County sponsoring this college.

TABLE 66--FIRST-TIME STUDENTS BY PERMANENT RESIDENCE, FALL 1975
TOMPKINS-CORTLAND COMMUNITY COLLEGE

Permanent residence	Total	Full-time only	Permanent residence	Total	Full-time only
All first-time students	1,262	562	Oneida	1	1
All New York counties	1,226	544	Onondaga	14	13
Albany	2	2	Ontario	2	1
Allegany	1	1	Orange	-	-
Bronx	2	1	Orleans	-	-
Broome	25	15	Oswego	-	-
Cattaraugus	-	-	Otsego	4	4
Cayuga	13	5	Putnam	-	-
Chautauqua	-	-	Queens	2	1
Chemung	8	6	Rensselaer	1	-
Chenango	5	2	Richmond	3	2
Clinton	-	-	Rockland	-	-
Columbia	2	-	St. Lawrence	-	-
Cortland ^a	304	133	Saratoga	-	-
Delaware	1	1	Schenectady	-	-
Dutchess	3	2	Schoharie	3	1
Erie	2	-	Schuyler	18	13
Essex	2	2	Seneca	13	7
Franklin	1	1	Steuben	1	1
Fulton	-	-	Suffolk	9	8
Genesee	-	-	Sullivan	6	6
Greene	-	-	Tioga	80	27
Hamilton	-	-	Tompkins ^a	662	261
Herkimer	-	-	Ulster	-	-
Jefferson	-	-	Warren	1	1
Kings	3	2	Washington	-	-
Lewis	-	-	Wayne	2	2
Livingston	2	2	Westchester	7	4
Madison	4	1	Wyoming	-	-
Monroe	1	-	Yates	4	4
Montgomery	-	-	Counties unknown	-	-
Nassau	9	9	Rest of U. S.	4	3
New York	3	2	Foreign countries	14	10
Niagara	-	-	Permanent residence unknown	18	5

^aCounties sponsoring this college.

76/699

dj

TABLE 67--FIRST-TIME STUDENTS BY PERMANENT RESIDENCE, FALL 1975
ULSTER COUNTY COMMUNITY COLLEGE

Permanent residence	Total	Full-time only	Permanent residence	Total	Full-time only
All first-time students	1,178	708	Oneida	1	1
All New York counties	1,176	708	Onondaga	-	-
Albany	-	-	Ontario	-	-
Allegany	-	-	Orange	1	1
Bronx	5	4	Orleans	-	-
Broome	-	-	Oswego	-	-
Cattaraugus	-	-	Otsego	1	1
Cayuga	-	-	Putnam	1	1
Chautauqua	-	-	Queens	1	1
Chemung	-	-	Rensselaer	-	-
Chenango	1	1	Richmond	-	-
Clinton	-	-	Rockland	3	3
Columb...	4	2	St. Lawrence	-	-
Cortland	-	-	Saratoga	-	-
Delaware	4	4	Schenectady	-	-
Dutchess	5	1	Schoharie	-	-
Erie	-	-	Schuyler	-	-
Essex	-	-	Seneca	-	-
Franklin	-	-	Steuben	-	-
Fulton	-	-	Suffolk	1	1
Genesee	-	-	Sullivan	5	3
Greene	10	8	Tioga	-	-
Hamilton	-	-	Tompkins	-	-
Herkimer	-	-	Ulster ^a	1,124	667
Jefferson	-	-	Warren	1	1
Kings	4	4	Washington	1	1
Lewis	-	-	Wayne	-	-
Livingston	-	-	Westchester	-	-
Madison	-	-	Wyoming	-	-
Monroe	1	1	Yates	-	-
Montgomery	-	-	Counties unknown	-	-
Nassau	2	2	Rest of U. S.	-	-
New York	-	-	Foreign countries	2	-
Niagara	-	-			

^aCounty sponsoring this college.

76/700

cvh

TABLE 68--FIRST-TIME STUDENTS BY PERMANENT RESIDENCE, FALL 1975
WESTCHESTER COMMUNITY COLLEGE

Permanent residence	Total	Full-time only	Permanent residence	Total	Full-time only
All first-time students	3,013	1,628	Oneida	-	-
All New York counties	2,992	1,616	Onondaga	-	-
Albany	-	-	Ontario	-	-
Allegany	-	-	Orange	6	4
Bronx	110	79	Orleans	-	-
Broome	1	1	Oswego	-	-
Cattaraugus	-	-	Otsego	-	-
Cayuga	1	-	Putnam	148	91
Chautauqua	-	-	Queens	6	3
Chemung	-	-	Rensselaer	-	-
Chenango	-	-	Richmond	-	-
Clinton	-	-	Rockland	25	15
Columbia	-	-	St. Lawrence	-	-
Cortland	-	-	Saratoga	-	-
Delaware	-	-	Schenectady	-	-
Dutchess	20	7	Schoharie	1	-
Erie	-	-	Schuyler	-	-
Essex	-	-	Seneca	-	-
Franklin	-	-	Steuben	-	-
Fulton	-	-	Suffolk	6	3
Genesee	-	-	Sullivan	-	-
Greene	1	1	Tioga	-	-
Hamilton	-	-	Tompkins	-	-
Herkimer	-	-	Ulster	-	-
Jefferson	-	-	Warren	-	-
Kings	5	4	Washington	-	-
Lewis	-	-	Wayne	-	-
Livingston	-	-	Westchester ^a	2,451	1,345
Madison	-	-	Wyoming	-	-
Monroe	-	-	Yates	-	-
Montgomery	-	-	Counties unknown	198	55
Nassau	-	-	Rest of U. S.	10	1
New York	12	7	Foreign countries	11	11
Niagara	1	1			

^aCounty sponsoring this college.

PART THREE
SUMMARIES BY PERMANENT RESIDENCE

TABLE 69--FIRST-TIME STUDENTS WHOSE
PERMANENT RESIDENCE IN FALL 1975 WAS
NEW YORK STATE

Institution	Total	Full-time only	Institution	Total	Full-time only
State University total	97,299	70,052	Agricultural and Technical Colleges	15,399	10,855
State-operated institutions	40,530	33,666	Alfred	2,084	1,945
University Centers	8,909	8,027	Canton	1,167	1,068
Albany	2,491	2,113	Cobleskill	1,481	1,355
Binghamton	1,498	1,333	Delhi	1,431	1,334
Buffalo	3,114	2,784	Farmingdale	7,675	3,822
Stony Brook	1,806	1,797	Morrisville	1,561	1,331
University Colleges	14,814	13,381	Community Colleges	56,769	36,386
Brockport	2,024	1,985	Adirondack	2,358	495
Buffalo	1,448	1,401	Broome	1,563	1,182
Cortland	1,083	1,074	Cayuga County	1,071	714
Empire State	522	228	Clinton	757	339
Fredonia	990	848	Columbia-Greene	390	284
Geneseo	1,429	1,308	Community College of the Finger Lakes	1,132	578
New Paltz	1,524	1,051	Corning	1,177	970
Old Westbury	380	268	Dutchess	1,710	1,154
Oneonta	1,016	1,005	Erie	4,060	3,013
Oswego	1,974	1,940	Fashion Institute	1,922	760
Plattsburgh	1,062	957	Fulton-Montgomery	709	507
Potsdam	965	965	Genesee	1,132	890
Purchase	397	351	Herkimer County	712	549
Health Sciences Centers	72	72	Hudson Valley	2,276	2,072
Upstate	72	72	Jamestown	1,079	691
Specialized Colleges	452	448	Jefferson	560	450
Environmental Science and Forestry	278	275	Mohawk Valley	3,075	1,575
Maritime	174	173	Monroe	3,668	2,212
Statutory Colleges	884	883	Nassau	6,399	4,476
Agriculture and Life Sciences	492	492	Niagara County	1,615	1,510
Ceramics	93	92	North Country	452	281
Human Ecology	187	187	Onondaga	2,278	1,363
Industrial and Labor Relations	112	112	Orange County	1,807	1,133
			Rockland	2,427	1,297
			Schenectady County	997	534
			Suffolk County	5,112	3,770
			Sullivan County	937	719
			Tompkins-Cortland	1,226	544
			Ulster County	1,176	708
			Westchester	2,992	1,616

TABLE 70--FIRST-TIME STUDENTS WHOSE
PERMANENT RESIDENCE IN FALL 1975 WAS
ALBANY COUNTY

Institution	Total	Full-time only	Institution	Total	Full-time only
State University total	1,779	1,404	Agricultural and Technical Colleges	165	160
State-operated institutions	838	610	Alfred	10	10
University Centers	391	186	Canton	18	18
Albany ^a	350	145	Cobleskill	89	84
Binghamton	13	13	Delhi	22	22
Buffalo	25	25	Farmingdale	11	11
Stony Brook	3	3	Morrisville	15	15
University Colleges	249	231	Community Colleges	941	794
Brockport	39	39	Adirondack	5	5
Buffalo	5	5	Broome	-	-
Cortland	14	14	Cayuga County	-	-
Empire State	31	14	Clinton	-	-
Fredonia	6	6	Columbia-Greene	11	9
Geneseo	20	19	Community College of the Finger Lakes	1	1
New Paltz	8	8	Corning	-	-
Old Westbury	-	-	Dutchess	2	1
Oneonta	13	13	Erie	-	-
Oswego	29	29	Fashion Institute	9	9
Plattsburgh	64	64	Fulton-Montgomery	8	8
Potsdam	19	19	Genesee	1	1
Purchase	1	1	Herkimer County	7	7
Health Sciences Centers	1	1	Hudson Valley	697	619
Upstate	1	1	Jamestown	-	-
Specialized Colleges	14	14	Jefferson	2	2
Environmental Science and Forestry	10	10	Mohawk Valley	14	14
Maritime	4	4	Monroe	3	3
Statutory Colleges	18	18	Nassau	-	-
Agriculture and Life Sciences	10	10	Niagara County	-	-
Ceramics	1	1	North Country	1	1
Human Ecology	4	4	Onondaga	2	2
Industrial and Labor Relations	3	3	Orange County	-	-
			Rockland	-	-
			Schenectady County	175	109
			Suffolk County	-	-
			Sullivan County	1	1
			Tompkins-Cortland	2	2
			Ulster County	-	-
			Westchester	-	-

^aInstitution located in this county.

TABLE 71--FIRST-TIME STUDENTS WHOSE
PERMANENT RESIDENCE IN FALL 1975 WAS
ALLEGANY COUNTY

Institution	Total	Full-time only	Institution	Total	Full-time only
State University total	296	249	Agricultural and Technical Colleges	201	164
State-operated institutions	258	212	Alfred ^a	188	151
University Centers	4	4	Canton	2	2
Albany	3	3	Cobleskill	2	2
Binghamton	-	-	Delhi	2	2
Buffalo	1	1	Farmingdale	-	-
Stony Brook	-	-	Morrisville	7	7
University Colleges	46	37	Community Colleges	38	37
Brockport	9	9	Adirondack	-	-
Buffalo	1	1	Broome	-	-
Cortland	4	4	Cayuga County	-	-
Empire State	2	1	Clinton	1	1
Fredonia	3	3	Columbia-Greene	-	-
Geneseo	23	15	Community College of the Finger Lakes	3	3
New Paltz	-	-	Corning	6	6
Old Westbury	-	-	Dutchess	-	-
Oneonta	-	-	Erie	4	4
Oswego	3	3	Fashion Institute	-	-
Plattsburgh	-	-	Fulton-Montgomery	1	1
Potsdam	-	-	Genesee	10	10
Purchase	1	1	Herkimer County	1	1
Health Sciences Centers	1	1	Hudson Valley	1	1
Upstate	1	1	Jamestown	3	3
Specialized Colleges	-	-	Jefferson	-	-
Environmental Science and Forestry	-	-	Mohawk Valley	1	1
Maritime	-	-	Monroe	3	2
Statutory Colleges	6	6	Nassau	-	-
Agriculture and Life Sciences	2	2	Niagara County	1	1
Ceramics ^a	3	3	North Country	-	-
Human Ecology	-	-	Onondaga	1	1
Industrial and Labor Relations	1	1	Orange County	-	-
			Rockland	-	-
			Schenectady County	-	-
			Suffolk County	-	-
			Sullivan County	1	1
			Tompkins-Cortland	1	1
			Ulster County	-	-
			Westchester	-	-

^aInstitutions located in this county.

TABLE 72--FIRST-TIME STUDENTS WHOSE
PERMANENT RESIDENCE IN FALL 1975 WAS
BRONX COUNTY

Institution	Total	Full-time only	Institution	Total	Full-time only
State University total	810	663	Agricultural and Technical Colleges	45	45
State-operated institutions	474	458	Alfred	-	-
University Centers	240	239	Canton	-	-
Albany	68	67	Cobleskill	5	5
Binghamton	57	57	Delhi	8	8
Buffalo	37	37	Farmingdale	31	31
Stony Brook	78	78	Morrisville	1	1
University Colleges	162	147	Community Colleges	336	205
Brockport	18	18	Adirondack	-	-
Buffalo	7	7	Broome	1	1
Cortland	19	19	Cayuga County	-	-
Empire State	12	5	Clinton	-	-
Fredonia	4	4	Columbia-Greene	-	-
Geneseo	4	3	Community College of the Finger Lakes	1	1
New Paltz	42	41	Corning	13	13
Old Westbury	14	8	Dutchess	4	1
Oneonta	13	13	Erie	-	-
Oswego	14	14	Fashion Institute ^a	144	53
Plattsburgh	5	5	Fulton-Montgomery	1	1
Potsdam	3	3	Genesee	18	18
Purchase	7	7	Herkimer County	2	2
Health Sciences Centers	-	-	Hudson Valley	1	1
Upstate	-	-	Jamestown	3	3
Specialized Colleges	16	16	Jefferson	-	-
Environmental Science and Forestry	5	5	Mohawk Valley	1	1
Maritime ^a	11	11	Monroe	-	-
Statutory Colleges	11	11	Nassau	3	2
Agriculture and Life Sciences	3	3	Niagara County	-	-
Ceramics	-	-	North Country	2	2
Human Ecology	2	2	Onondaga	-	-
Industrial and Labor Relations	6	6	Orange County	2	2
			Rockland	5	2
			Schenectady County	1	1
			Suffolk County	-	-
			Sullivan County	17	17
			Tompkins-Cortland	2	1
			Ulster County	5	4
			Westchester	110	79

^a Institutions located in New York City.

TABLE 73--FIRST-TIME STUDENTS WHOSE
PERMANENT RESIDENCE IN FALL 1975 WAS
BROOME COUNTY

Institution	Total	Full-time only	Institution	Total	Full-time only
State University total	2,228	1,722	Agricultural and Technical Colleges	166	162
State-operated institutions	805	642	Alfred	20	20
University Centers	373	223	Canton	10	10
Albany	28	27	Cobleskill	46	46
Binghamton ^a	321	172	Delhi	55	53
Buffalo	23	23	Farmingdale	1	1
Stony Brook	1	1	Morrisville	34	32
University Colleges	233	224	Community Colleges	1,423	1,080
Brockport	32	32	Adirondack	-	-
Buffalo	14	14	Broome ^a	1,312	983
Cortland	50	50	Cayuga County	1	1
Empire State	14	6	Clinton	1	1
Fredonia	7	7	Columbia-Greene	-	-
Geneseo	31	30	Community College of the Finger Lakes	4	3
New Paltz	-	-	Corning	4	4
Old Westbury	-	-	Dutchess	1	-
Oneonta	17	17	Erie	6	6
Oswego	29	29	Fashion Institute	8	8
Plattsburgh	8	8	Fulton-Montgomery	1	1
Potsdam	28	28	Genesee	3	3
Purchase	3	3	Herkimer County	5	5
Health Sciences Centers	2	2	Hudson Valley	12	12
Upstate	2	2	Jamestown	1	1
Specialized Colleges	14	14	Jefferson	-	-
Environmental Science and Forestry	14	14	Mohawk Valley	14	13
Maritime	-	-	Monroe	-	-
Statutory Colleges	17	17	Nassau	2	2
Agriculture and Life Sciences	9	9	Niagara County	-	-
Ceramics	3	3	North Country	3	3
Human Ecology	3	3	Onondaga	8	7
Industrial and Labor Relations	2	2	Orange County	2	2
			Rockland	-	-
			Schenectady County	1	1
			Suffolk County	-	-
			Sullivan County	8	8
			Tompkins-Cortland	25	15
			Ulster County	-	-
			Westchester	1	1

^aInstitutions located in this county.

TABLE 74--FIRST-TIME STUDENTS WHOSE
PERMANENT RESIDENCE IN FALL 1975 WAS
CATTARAUGUS COUNTY

Institution	Total	Full-time only	Institution	Total	Full-time only
State University total	463	357	Agricultural and Technical Colleges	192	130
State-operated institutions	321	246	Alfred	175	113
University Centers	20	20	Canton	2	2
Albany	4	4	Cobleskill	3	3
Binghamton	2	2	Delhi	4	4
Buffalo	14	14	Farmingdale	-	-
Stony Brook	-	-	Morrisville	8	8
University Colleges	102	89	Community Colleges	142	111
Brockport	14	14	Adirondack	-	-
Buffalo	11	8	Broome	-	-
Cortland	7	7	Cayuga County	-	-
Empire State	2	1	Clinton	-	-
Fredonia	37	29	Columbia-Greene	-	-
Geneseo	19	18	Community College of the Finger Lakes	4	4
New Paltz	1	1	Corning	-	-
Old Westbury	-	-	Dutchess	-	-
Oneonta	2	2	Erie	16	11
Oswego	6	6	Fashion Institute	-	-
Plattsburgh	1	1	Fulton-Montgomery	-	-
Potsdam	2	2	Genesee	12	12
Purchase	-	-	Herkimer County	2	2
Health Sciences Centers	2	2	Hudson Valley	5	5
Upstate	2	2	Jamestown	94	68
Specialized Colleges	3	3	Jefferson	-	-
Environmental Science and Forestry	3	3	Mohawk Valley	2	2
Maritime	-	-	Monroe	4	4
Statutory Colleges	2	2	Nassau	-	-
Agriculture and Life Sciences	2	2	Niagara County	-	-
Ceramics	-	-	North Country	1	1
Human Ecology	-	-	Onondaga	1	1
Industrial and Labor Relations	-	-	Orange County	-	-
			Rockland	-	-
			Schenectady County	-	-
			Suffolk County	-	-
			Sullivan County	1	1
			Tompkins-Cortland	-	-
			Ulster County	-	-
			Westchester	-	-

TABLE 75--FIRST-TIME STUDENTS WHOSE
PERMANENT RESIDENCE IN FALL 1975 WAS
CAYUGA COUNTY

Institution	Total	Full-time only	Institution	Total	Full-time only
State University total	803	517	Agricultural and Technical Colleges	60	59
State-operated institutions	142	131	Alfred	20	20
University Centers	12	12	Canton	11	10
Albany	6	6	Cobleskill	8	8
Binghamton	1	1	Delhi	9	9
Buffalo	5	5	Farmingdale	2	2
Stony Brook	-	-	Morrisville	10	10
University Colleges	51	41	Community Colleges	661	386
Brockport	5	5	Adirondack	-	-
Buffalo	-	-	Broome	-	-
Cortland	6	6	Cayuga County ^a	611	357
Empire State	4	2	Clinton	-	-
Fredonia	1	1	Columbia-Greene	-	-
Geneseo	8	7	Community College of the Finger Lakes	2	2
New Paltz	2	2	Corning	-	-
Old Westbury	-	-	Dutchess	-	-
Oneonta	-	-	Erie	-	-
Oswego	16	9	Fashion Institute	1	1
Plattsburgh	1	1	Fulton-Montgomery	-	-
Potsdam	8	8	Genesee	3	3
Purchase	-	-	Herkimer County	-	-
Health Sciences Centers	2	2	Hudson Valley	-	-
Upstate	2	2	Jamestown	-	-
Specialized Colleges	4	4	Jefferson	-	-
Environmental Science and Forestry	3	3	Mohawk Valley	2	2
Maritime	1	1	Monroe	6	4
Statutory Colleges	13	13	Nassau	-	-
Agriculture and Life Sciences	9	9	Niagara County	-	-
Ceramics	1	1	North Country	1	1
Human Ecology	2	2	Onondaga	21	11
Industrial and Labor Relations	1	1	Orange County	-	-
			Rockland	-	-
			Schenectady County	-	-
			Suffolk County	-	-
			Sullivan County	-	-
			Tompkins-Cortland	13	5
			Ulster County	-	-
			Westchester	1	-

^aInstitution located in this county.

TABLE 76--FIRST-TIME STUDENTS WHOSE
PERMANENT RESIDENCE IN FALL 1975 WAS
CHAUTAUQUA COUNTY

Institution	Total	Full-time only	Institution	Total	Full-time only
State University total	1,370	905	Agricultural and Technical Colleges	94	94
State-operated institutions	393	292	Alfred	78	78
University Centers	23	23	Canton	5	5
Albany	1	1	Cobleskill	2	2
Binghamton	3	3	Delhi	3	3
Buffalo	18	18	Farmingdale	-	-
Stony Brook	1	1	Morrisville	6	6
University Colleges	262	161	Community Colleges	977	613
Brockport	7	7	Adirondack	-	-
Buffalo	13	9	Broome	1	1
Cortland	6	6	Cayuga County	-	-
Empire State Fredonia ^a	207	113	Clinton	-	-
Geneseo	14	13	Columbia-Greene	-	-
New Paltz	1	1	Community College of the Finger Lakes	5	5
Old Westbury	-	-	Corning	-	-
Oneonta	2	2	Dutchess	-	-
Oswego	2	2	Erie	31	23
Plattsburgh	3	3	Fashion Institute	2	2
Potsdam	3	3	Fulton-Montgomery	-	-
Purchase	-	-	Genesee	2	2
Health Sciences Centers	-	-	Herkimer County	-	-
Upstate	-	-	Hudson Valley	1	1
Specialized Colleges	3	3	Jamestown ^a	929	574
Environmental Science and Forestry	1	1	Jefferson	-	-
Maritime	2	2	Mohawk Valley	1	1
Statutory Colleges	11	11	Monroe	4	4
Agriculture and Life Sciences	6	6	Nassau	-	-
Ceramics	3	3	Niagara County	-	-
Human Ecology	1	1	North Country	-	-
Industrial and Labor Relations	1	1	Onondaga	1	-
			Orange County	-	-
			Rockland	-	-
			Schenectady County	-	-
			Suffolk County	-	-
			Sullivan County	-	-
			Tompkins-Cortland	-	-
			Ulster County	-	-
			Westchester	-	-

^aInstitutions located in this county.

TABLE 77--FIRST-TIME STUDENTS WHOSE
PERMANENT RESIDENCE IN FALL 1975 WAS
CHEMUNG COUNTY

Institution	Total	Full-time only	Institution	Total	Full-time only
State University total	721	624	Agricultural and Technical Colleges	78	77
State-operated institutions	222	219	Alfred	46	45
University Centers	36	36	Canton	2	2
Albany	14	14	Cobleskill	4	4
Binghamton	1	1	Delhi	15	15
Buffalo	20	20	Farmingdale	1	1
Stony Brook	1	1	Morrisville	10	10
University Colleges	91	89	Community Colleges	499	405
Brockport	12	12	Adirondack	-	-
Buffalo	11	11	Broome	6	6
Cortland	16	16	Cayuga County	-	-
Empire State	1	-	Clinton	-	-
Fredonia	5	5	Columbia-Greene	-	-
Geneseo	27	26	Community College of the Finger Lakes	3	3
New Paltz	2	2	Corning	467	375
Old Westbury	-	-	Dutchess	-	-
Oneonta	-	-	Erie	2	2
Oswego	5	5	Fashion Institute	1	1
Plattsburgh	3	3	Fulton-Montgomery	-	-
Potsdam	9	9	Genesee	-	-
Purchase	-	-	Herkimer County	1	1
Health Sciences Centers	2	2	Hudson Valley	3	3
Upstate	2	2	Jamestown	1	1
Specialized Colleges	1	1	Jefferson	-	-
Environmental Science and Forestry	1	1	Mohawk Valley	1	1
Maritime	-	-	Monroe	4	4
Statutory Colleges	14	14	Nassau	-	-
Agriculture and Life Sciences	10	10	Niagara County	-	-
Ceramics	2	2	North Country	-	-
Human Ecology	1	1	Onondaga	1	1
Industrial and Labor Relations	1	1	Orange County	-	-
			Rockland	-	-
			Schenectady County	-	-
			Suffolk County	-	-
			Sullivan County	1	1
			Tompkins-Cortland	8	6
			Ulster County	-	-
			Westchester	-	-

76/710

dj

TABLE 78--FIRST-TIME STUDENTS WHOSE
PERMANENT RESIDENCE IN FALL 1975 WAS
CHENANGO COUNTY

Institution	Total	Full-time only	Institution	Total	Full-time only
State University total	470	239	Agricultural and Technical Colleges	292	98
State-operated institutions	361	163	Alfred	10	10
University Centers	14	13	Canton	9	9
Albany	4	4	Cobleskill	21	21
Binghamton	4	3	Delhi	31	22
Buffalo	6	6	Farmingdale	-	-
Stony Brook	-	-	Morrisville	221	36
University Colleges	52	49	Community Colleges	109	76
Brockport	7	6	Adirondack	1	1
Buffalo	2	2	Broome	50	23
Cortland	5	5	Cayuga County	1	1
Empire State	2	1	Clinton	-	-
Fredonia	1	1	Columbia-Greene	-	-
Geneseo	4	3	Community College of the Finger Lakes	-	-
New Paltz	-	-	Corning	1	1
Old Westbury	-	-	Dutchess	-	-
Oneonta	9	9	Erie	-	-
Oswego	10	10	Fashion Institute	1	1
Plattsburgh	3	3	Fulton-Montgomery	-	-
Potsdam	9	9	Genesee	-	-
Purchase	-	-	Herkimer County	16	16
Health Sciences Centers	-	-	Hudson Valley	6	6
Upstate	-	-	Jamestown	-	-
Specialized Colleges	-	-	Jefferson	-	-
Environmental Science and Forestry	-	-	Mohawk Valley	19	16
Maritime	-	-	Monroe	1	1
Statutory Colleges	3	3	Nassau	-	-
Agriculture and Life Sciences	2	2	Niagara County	-	-
Ceramics	1	1	North Country	-	-
Human Ecology	-	-	Onondaga	1	1
Industrial and Labor Relations	-	-	Orange County	2	2
			Rockland	-	-
			Schenectady County	-	-
			Suffolk County	-	-
			Sullivan County	4	4
			Tompkins-Cortland	5	2
			Ulster County	1	1
			Westchester	-	-

TABLE 79--FIRST-TIME STUDENTS WHOSE
PERMANENT RESIDENCE IN FALL 1975 WAS
CLINTON COUNTY

Institution	Total	Full-time only	Institution	Total	Full-time only
State University total	1,032	528	Agricultural and Technical Colleges	54	49
State-operated institutions	318	214	Alfred	1	1
University Centers	8	8	Canton	41	36
Albany	8	8	Cobleskill	4	4
Binghamton	-	-	Delhi	1	1
Buffalo	-	-	Farmingdale	1	1
Stony Brook	-	-	Morrisville	6	6
University Colleges	254	155	Community Colleges	714	314
Brockport	5	5	Adirondack	2	2
Buffalo	-	-	Broome	-	-
Cortland	4	4	Cayuga County	-	-
Empire State	6	2	Clinton ^a	688	289
Fredonia	1	1	Columbia-Greene	-	-
Geneseo	3	2	Community College of the Finger Lakes	-	-
New Paltz	5	5	Corning	1	1
Old Westbury	-	-	Dutchess	-	-
Oneonta	-	-	Erie	-	-
Oswego	2	2	Fashion Institute	-	-
Plattsburgh ^a	213	119	Fulton-Montgomery	-	-
Potsdam	15	15	Genesee	-	-
Purchase	-	-	Herkimer County	1	1
Health Sciences Centers	-	-	Hudson Valley	5	5
Upstate	-	-	Jamestown	-	-
Specialized Colleges	-	-	Jefferson	1	1
Environmental Science and Forestry	-	-	Mohawk Valley	-	-
Maritime	-	-	Monroe	1	1
Statutory Colleges	2	2	Nassau	1	1
Agriculture and Life Sciences	1	1	Niagara County	-	-
Ceramics	1	1	North Country	13	12
Human Ecology	-	-	Onondaga	1	1
Industrial and Labor Relations	-	-	Orange County	-	-
			Rockland	-	-
			Schenectady County	-	-
			Suffolk County	-	-
			Sullivan County	-	-
			Tompkins-Cortland	-	-
			Ulster County	-	-
			Westchester	-	-

^a Institutions located in this county.

TABLE 80--FIRST-TIME STUDENTS WHOSE
PERMANENT RESIDENCE IN FALL 1975 WAS
COLUMBIA COUNTY

Institution	Total	Full-time only	Institution	Total	Full-time only
State University total	416	333	Agricultural and Technical Colleges	42	42
State-operated institutions	109	102	Alfred	4	4
University Centers	17	14	Canton	1	1
Albany	14	11	Cobleskill	11	11
Binghamton	1	1	Delhi	15	15
Buffalo	2	2	Farmingdale	1	1
Stony Brook	-	-	Morrisville	10	10
University Colleges	45	41	Community Colleges	307	231
Brockport	3	3	Adirondack	-	-
Buffalo	2	2	Broome	-	-
Cortland	7	7	Cayuga County	-	-
Empire State	3	1	Clinton	-	-
Fredonia	1	1	Columbia-Greene ^a	221	156
Geneseo	5	4	Community College of the Finger Lakes	-	-
New Paltz	6	5	Corning	1	1
Old Westbury	-	-	Dutchess	15	10
Oneonta	5	5	Erie	-	-
Oswego	2	2	Fashion Institute	-	-
Plattsburgh	8	8	Fulton-Montgomery	-	-
Potsdam	3	3	Genesee	-	-
Purchase	-	-	Herkimer County	3	3
Health Sciences Centers	1	1	Hudson Valley	51	51
Upstate	1	1	Jamestown	-	-
Specialized Colleges	1	1	Jefferson	-	-
Environmental Science and Forestry	1	1	Mohawk Valley	2	2
Maritime	-	-	Monroe	1	1
Statutory Colleges	3	3	Nassau	-	-
Agriculture and Life Sciences	2	2	Niagara County	-	-
Ceramics	-	-	North Country	-	-
Human Ecology	1	1	Onondaga	2	2
Industrial and Labor Relations	-	-	Orange County	2	1
			Rockland	-	-
			Schenectady County	3	2
			Suffolk County	-	-
			Sullivan County	-	-
			Tompkins-Cortland	2	-
			Ulster County	4	2
			Westchester	-	-

^aInstitution located in this county but sponsored by Columbia and Greene Counties.

TABLE 81--FIRST-TIME STUDENTS WHOSE
PERMANENT RESIDENCE IN FALL 1975 WAS
CORTLAND COUNTY

Institution	Total	Full-time only	Institution	Total	Full-time only
State University total	486	308	Agricultural and Technical Colleges	58	58
State-operated institutions	150	147	Alfred	12	12
University Centers	10	10	Canton	8	8
Albany	4	4	Cobleskill	7	7
Binghamton	3	3	Delhi	10	10
Buffalo	2	2	Farmingdale	1	1
Stony Brook	1	1	Morrisville	20	20
University Colleges	67	64	Community Colleges	336	161
Brockport	7	7	Adirondack	-	-
Buffalo	4	4	Broome	2	2
Cortland ^a	31	29	Cayuga County	4	3
Empire State	1	1	Clinton	1	-
Fredonia	1	1	Columbia-Greene	-	-
Geneseo	6	5	Community College of the Finger Lakes	-	-
New Paltz	-	-	Corning	-	-
Old Westbury	-	-	Dutchess	-	-
Oneonta	2	2	Erie	-	-
Oswego	10	10	Fashion Institute	-	-
Plattsburgh	2	2	Fulton-Montgomery	-	-
Potsdam	3	3	Genesee	-	-
Purchase	-	-	Herkimer County	6	6
Health Sciences Centers	1	1	Hudson Valley	1	1
Upstate	1	1	Jamestown	-	-
Specialized Colleges	8	8	Jefferson	-	-
Environmental Science and Forestry	6	6	Mohawk Valley	9	9
Maritime	2	2	Monroe	-	-
Statutory Colleges	6	6	Nassau	1	1
Agriculture and Life Sciences	6	6	Niagara County	-	-
Ceramics	-	-	North Country	1	1
Human Ecology	-	-	Onondaga	7	5
Industrial and Labor Relations	-	-	Orange County	-	-
			Rockland	-	-
			Schenectady County	-	-
			Suffolk County	-	-
			Sullivan County	-	-
			Tompkins-Cortland ^b	304	133
			Ulster County	-	-
			Westchester	-	-

^aInstitution located in this county.

^bTompkins-Cortland Community College is located in Tompkins County but sponsored by Cortland and Tompkins Counties.

TABLE 82--FIRST-TIME STUDENTS WHOSE
PERMANENT RESIDENCE IN FALL 1975 WAS
DELAWARE COUNTY

Institution	Total	Full-time only	Institution	Total	Full-time only
State University total	357	278	Agricultural and Technical Colleges	228	161
State-operated institutions	303	232	Alfred	10	10
University Centers	6	5	Canton	4	4
Albany	3	3	Cobleskill	30	28
Binghamton	2	1	Delhi ^a	166	107
Buffalo	1	1	Farmingdale	2	2
Stony Brook	-	-	Morrisville	16	10
University Colleges	57	54	Community Colleges	54	46
Brockport	8	8	Adirondack	-	-
Buffalo	1	1	Broome	15	11
Cortland	6	6	Cayuga County	-	-
Empire State	-	-	Clinton	1	1
Fredonia	1	1	Columbia-Greene	1	-
Geneseo	4	3	Community College of the Finger Lakes	1	1
New Paltz	3	3	Corning	-	-
Old Westbury	-	-	Dutchess	-	-
Oneonta	17	15	Erie	1	1
Oswego	3	3	Fashion Institute	-	-
Plattsburgh	3	3	Fulton-Montgomery	2	1
Potsdam	11	11	Genesee	-	-
Purchase	-	-	Herkimer County	8	8
Health Sciences Centers	2	2	Hudson Valley	7	7
Upstate	2	2	Jamestown	-	-
Specialized Colleges	2	2	Jefferson	-	-
Environmental Science and Forestry	1	1	Mohawk Valley	4	4
Maritime	1	1	Monroe	2	2
Statutory Colleges	8	8	Nassau	-	-
Agriculture and Life Sciences	7	7	Niagara County	-	-
Ceramics	-	-	North Country	-	-
Human Ecology	-	-	Onondaga	2	1
Industrial and Labor Relations	1	1	Orange County	-	-
			Rockland	-	-
			Schenectady County	2	2
			Suffolk County	-	-
			Sullivan County	3	2
			Tompkins-Cortland	1	1
			Ulster County	4	4
			Westchester	-	-

^aInstitution located in this county.

TABLE 83--FIRST-TIME STUDENTS WHOSE
PERMANENT RESIDENCE IN FALL 1975 WAS
DUTCHESS COUNTY

Institution	Total	Full-time only	Institution	Total	Full-time only
State University total	1,971	1,380	Agricultural and Technical Colleges	100	98
State-operated institutions	465	382	Alfred	10	9
University Centers	88	87	Canton	3	3
Albany	52	51	Cobleskill	38	38
Binghamton	13	13	Delhi	36	35
Buffalo	20	20	Farmingdale	5	5
Stony Brook	3	3	Morrisville	8	8
University Colleges	262	182	Community Colleges	1,506	998
Brockport	20	20	Adirondack	1	-
Buffalo	4	4	Broome	-	-
Cortland	16	16	Cayuga County	-	-
Empire State	4	1	Clinton	-	-
Fredonia	7	7	Columbia-Greene	18	13
Geneseo	18	16	Community College of the Finger Lakes	-	-
New Paltz	107	32	Corning	-	-
Old Westbury	-	-	Dutchess ^a	1,410	933
Oneonta	18	18	Erie	-	-
Oswego	35	35	Fashion Institute	5	3
Plattsburgh	19	19	Fulton-Montgomery	-	-
Potsdam	12	12	Genesee	-	-
Purchase	2	2	Herkimer County	1	1
Health Sciences Centers	-	-	Hudson Valley	11	11
Upstate	-	-	Jamestown	-	-
Specialized Colleges	5	5	Jefferson	-	-
Environmental Science and Forestry	5	5	Mohawk Valley	5	5
Maritime	-	-	Monroe	-	-
Statutory Colleges	10	10	Nassau	-	-
Agriculture and Life Sciences	7	7	Niagara County	1	1
Ceramics	1	1	North Country	1	1
Human Ecology	2	2	Onondaga	7	6
Industrial and Labor Relations	-	-	Orange County	9	7
			Rockland	1	-
			Schenectady County	1	-
			Suffolk County	-	-
			Sullivan County	7	7
			Tompkins-Cortland	3	2
			Ulster County	5	1
			Westchester	20	7

^a Institution located in this county.

TABLE 84--FIRST-TIME STUDENTS WHOSE
PERMANENT RESIDENCE IN FALL 1975 WAS
ERIE COUNTY

Institution	Total	Full-time only	Institution	Total	Full-time only
State University total	7,760	6,521	Agricultural and Technical Colleges	382	380
State-operated institutions	3,884	3,486	Alfred	244	242
University Centers	1,787	1,476	Canton	21	21
Albany	43	43	Cobleskill	24	24
Binghamton	25	25	Delhi	40	40
Buffalo ^a	1,715	1,404	Farmingdale	11	11
Stony Brook	4	4	Morrisville	42	42
University Colleges	1,628	1,543	Community Colleges	3,876	3,035
Brockport	151	150	Adirondack	1	1
Buffalo ^a	908	880	Broome	-	-
Cortland	37	37	Cayuga County	3	3
Empire State	32	14	Clinton	-	-
Fredonia	241	209	Columbia-Greene	-	-
Geneseo	113	108	Community College of the Finger Lakes	21	21
New Paltz	7	7	Corning	3	3
Old Westbury	-	-	Dutchess	-	-
Oneonta	4	4	Erie ^a	3,568	2,749
Oswego	85	85	Fashion Institute	12	12
Plattsburgh	16	15	Fulton-Montgomery	2	2
Potsdam	31	31	Genesee	163	151
Purchase	3	3	Herkimer County	8	8
Health Sciences Centers	3	3	Hudson Valley	16	16
Upstate	3	3	Jamestown	29	23
Specialized Colleges	29	29	Jefferson	-	-
Environmental Science and Forestry	27	27	Mohawk Valley	24	24
Maritime	2	2	Monroe	8	7
Statutory Colleges	55	55	Nassau	-	-
Agriculture and Life Sciences	27	27	Niagara County	5	5
Ceramics	16	16	North Country	-	-
Human Ecology	7	7	Onondaga	4	4
Industrial and Labor Relations	5	5	Orange County	3	2
			Rockland	-	-
			Schenectady County	-	-
			Suffolk County	-	-
			Sullivan County	4	4
			Tompkins-Cortland	2	-
			Ulster County	-	-
			Westchester	-	-

^aInstitutions located in this county.

TABLE 85--FIRST-TIME STUDENTS WHOSE
PERMANENT RESIDENCE IN FALL 1975 WAS
ESSEX COUNTY

Institution	Total	Full-time only	Institution	Total	Full-time only
State University total	333	254	Agricultural and Technical Colleges	54	51
State-operated institutions	127	120	Alfred	2	2
University Centers	8	7	Canton	27	24
Albany	6	5	Cobleskill	8	8
Binghamton	1	1	Delhi	4	4
Buffalo	1	1	Farmingdale	1	1
Stony Brook	-	-	Morrisville	12	12
University Colleges	63	60	Community Colleges	206	134
Brockport	2	2	Adirondack	14	11
Buffalo	1	1	Broome	-	-
Cortland	3	3	Cayuga County	-	-
Empire State	2	1	Clinton	34	26
Fredonia	2	2	Columbia-Greene	1	1
Geneseo	2	1	Community College of the Finger Lakes	-	-
New Paltz	-	-	Corning	-	-
Old Westbury	-	-	Dutchess	-	-
Oneonta	-	-	Erie	-	-
Oswego	5	5	Fashion Institute	-	-
Plattsburgh	28	27	Fulton-Montgomery	1	1
Potsdam	18	18	Genesee	-	-
Purchase	-	-	Herkimer County	3	3
Health Sciences Centers	-	-	Hudson Valley	13	13
Upstate	-	-	Jamestown	-	-
Specialized Colleges	1	1	Jefferson	-	-
Environmental Science and Forestry	1	1	Mohawk Valley	5	4
Maritime	-	-	Monroe	1	-
Statutory Colleges	1	1	Nassau	1	1
Agriculture and Life Sciences	1	1	Niagara County	1	1
Ceramics	-	-	North Country ^a	128	69
Human Ecology	-	-	Onondaga	1	1
Industrial and Labor Relations	-	-	Orange County	-	-
			Rockland	-	-
			Schenectady County	1	1
			Suffolk County	-	-
			Sullivan County	-	-
			Tompkins-Cortland	2	2
			Ulster County	-	-
			Westchester	-	-

^a Institution located in this county but sponsored by Essex and Franklin Counties.

TABLE 86--FIRST-TIME STUDENTS WHOSE
PERMANENT RESIDENCE IN FALL 1975 WAS
FRANKLIN COUNTY

Institution	Total	Full-time only	Institution	Total	Full-time only
State University total	372	261	Agricultural and Technical Colleges	79	77
State-operated institutions	162	158	Alfred	7	6
University Centers	3	3	Canton	53	52
Albany	1	1	Cobleskill	4	4
Binghamton	-	-	Delhi	3	3
Buffalo	2	2	Farmingdale	1	1
Stony Brook	-	-	Morrisville	11	11
University Colleges	79	77	Community Colleges	210	103
Brockport	2	2	Adirondack	1	1
Buffalo	-	-	Broome	-	-
Cortland	-	-	Cayuga County	-	-
Empire State	2	1	Clinton	3	1
Fredonia	-	-	Columbia-Greene	-	-
Geneseo	3	2	Community College of the Finger Lakes	-	-
New Paltz	-	-	Corning	-	-
Old Westbury	-	-	Dutchess	-	-
Oneonta	-	-	Erie	1	1
Oswego	8	8	Fashion Institute	-	-
Plattsburgh	34	34	Fulton-Montgomery	-	-
Potsdam	30	30	Genesee	1	1
Purchase	-	-	Herkimer County	1	1
Health Sciences Centers	-	-	Hudson Valley	7	7
Upstate	-	-	Jamestown	-	-
Specialized Colleges	-	-	Jefferson	2	2
Environmental Science and Forestry	-	-	Mohawk Valley	7	7
Maritime	-	-	Monroe	1	-
Statutory Colleges	1	1	Nassau	-	-
Agriculture and Life Sciences	1	1	Niagara County	-	-
Ceramics	-	-	North Country ^a	185	81
Human Ecology	-	-	Onondaga	-	-
Industrial and Labor Relations	-	-	Orange County	-	-
			Rockland	-	-
			Schenectady County	-	-
			Suffolk County	-	-
			Sullivan County	-	-
			Tompkins-Cortland	1	1
			Ulster County	-	-
			Westchester	-	-

^aNorth Country Community College is located in Essex County but sponsored by Essex and Franklin Counties.

TABLE 87--FIRST-TIME STUDENTS WHOSE
PERMANENT RESIDENCE IN FALL 1975 WAS
FULTON COUNTY

Institution	Total	Full-time only	Institution	Total	Full-time only
State University total	440	332	Agricultural and Technical Colleges	35	35
State-operated institutions	83	81	Alfred	4	4
University Centers	4	4	Canton	8	8
Albany	3	3	Cobleskill	12	12
Binghamton	-	-	Delhi	4	4
Buffalo	1	1	Farmingdale	-	-
Stony Brook	-	-	Morrisville	7	7
University Colleges	43	41	Community Colleges	357	251
Brockport	7	7	Adirondack	-	-
Buffalo	1	1	Broome	-	-
Cortland	3	3	Cayuga County	-	-
Empire State	2	1	Clinton	-	-
Fredonia	-	-	Columbia-Greene	-	-
Geneseo	4	3	Community College of the Finger Lakes	-	-
New Paltz	1	1	Corning	-	-
Old Westbury	-	-	Dutchess	-	-
Oneonta	4	4	Erie	-	-
Oswego	7	7	Fashion Institute	-	-
Plattsburgh	7	7	Fulton-Montgomery ^a	331	233
Potsdam	7	7	Genesee	1	1
Purchase	-	-	Herkimer County	7	4
Health Sciences Centers	-	-	Hudson Valley	6	6
Upstate	-	-	Jamestown	-	-
Specialized Colleges	1	1	Jefferson	-	-
Environmental Science and Forestry	1	1	Mohawk Valley	5	4
Maritime	-	-	Monroe	-	-
Statutory Colleges	-	-	Nassau	-	-
Agriculture and Life Sciences	-	-	Niagara County	-	-
Ceramics	-	-	North Country	-	-
Human Ecology	-	-	Onondaga	1	1
Industrial and Labor Relations	-	-	Orange County	1	1
			Rockland	-	-
			Schenectady County	5	1
			Suffolk County	-	-
			Sullivan County	-	-
			Tompkins-Cortland	-	-
			Ulster County	-	-
			Westchester	-	-

^a Fulton-Montgomery Community College is located in Montgomery County but is sponsored by Fulton and Montgomery Counties.

TABLE 88--FIRST-TIME STUDENTS WHOSE
PERMANENT RESIDENCE IN FALL 1975 WAS
GENESEE COUNTY

Institution	Total	Full-time only	Institution	Total	Full-time only
State University total	664	514	Agricultural and Technical Colleges	61	60
State-operated institutions	159	155	Alfred	40	40
University Centers	24	24	Canton	4	3
Albany	8	8	Cobleskill	3	3
Binghamton	-	-	Delhi	3	3
Buffalo	15	15	Farmingdale	1	1
Stony Brook	1	1	Morrisville	10	10
University Colleges	68	65	Community Colleges	505	359
Brockport	20	20	Adirondack	-	-
Buffalo	5	5	Broome	1	1
Cortland	4	4	Cayuga County	-	-
Empire State	2	1	Clinton	-	-
Fredonia	3	3	Columbia-Greene	-	-
Geneseo	19	17	Community College of the Finger Lakes	2	2
New Paltz	-	-	Corning	-	-
Old Westbury	-	-	Dutchess	-	-
Oneonta	-	-	Erie	20	11
Oswego	8	8	Fashion Institute	1	1
Plattsburgh	2	2	Fulton-Montgomery	-	-
Potsdam	5	5	Genesee ^a	465	334
Purchase	-	-	Herkimer County	-	-
Health Sciences Centers	-	-	Hudson Valley	-	-
Upstate	-	-	Jamestown	1	1
Specialized Colleges	-	-	Jefferson	-	-
Environmental Science and Forestry	-	-	Mohawk Valley	-	-
Maritime	-	-	Monroe	14	8
Statutory Colleges	6	6	Nassau	-	-
Agriculture and Life Sciences	6	6	Niagara County	-	-
Ceramics	-	-	North Country	1	1
Human Ecology	-	-	Onondaga	-	-
Industrial and Labor Relations	-	-	Orange County	-	-
			Rockland	-	-
			Schenectady County	-	-
			Suffolk County	-	-
			Sullivan County	-	-
			Tompkins-Cortland	-	-
			Ulster County	-	-
			Westchester	-	-

^aInstitution located in this county.

TABLE 89--FIRST-TIME STUDENTS WHOSE
PERMANENT RESIDENCE IN FALL 1975 WAS
GREENE COUNTY

Institution	Total	Full-time only	Institution	Total	Full-time only
State University total	306	197	Agricultural and Technical Colleges	37	36
State-operated institutions	157	80	Alfred	1	1
University Centers	9	6	Canton	2	2
Albany	7	4	Cobleskill	15	14
Binghamton	-	-	Delhi	13	13
Buffalo	1	1	Farmingdale	1	1
Stony Brook	1	1	Morrisville	5	5
University Colleges	110	37	Community Colleges	149	117
Brockport	5	5	Adirondack	-	-
Buffalo	-	-	Broome	-	-
Cortland	2	2	Cayuga County	-	-
Empire State	2	1	Clinton	-	-
Fredonia	-	-	Columbia-Greene ^a	108	78
Geneseo	3	2	Community College of the Finger Lakes	-	-
New Paltz	75	4	Corning	-	-
Old Westbury	-	-	Dutchess	1	1
Oneonta	9	9	Erie	-	-
Oswego	6	6	Fashion Institute	1	1
Plattsburgh	5	5	Fulton-Montgomery	1	1
Potsdam	3	3	Genesee	-	-
Purchase	-	-	Herkimer County	1	1
Health Sciences Centers	-	-	Hudson Valley	26	26
Upstate	-	-	Jamestown	-	-
Specialized Colleges	1	1	Jefferson	-	-
Environmental Science and Forestry	1	1	Mohawk Valley	-	-
Maritime	-	-	Monroe	-	-
Statutory Colleges	-	-	Nassau	-	-
Agriculture and Life Sciences	-	-	Niagara County	-	-
Ceramics	-	-	North Country	-	-
Human Ecology	-	-	Onondaga	-	-
Industrial and Labor Relations	-	-	Orange County	-	-
			Rockland	-	-
			Schenectady County	-	-
			Suffolk County	-	-
			Sullivan County	-	-
			Tompkins-Cortland	-	-
			Ulster County	10	8
			Westchester	1	1

^a Columbia-Greene Community College is located in Columbia County but sponsored by Columbia and Greene Counties.

TABLE 90--FIRST-TIME STUDENTS WHOSE
PERMANENT RESIDENCE IN FALL 1975 WAS
HAMILTON COUNTY

Institution	Total	Full-time only	Institution	Total	Full-time only
State University total	52	42	Agricultural and Technical Colleges	13	13
State-operated institutions	29	28	Alfred	-	-
University Centers	2	2	Canton	7	7
Albany	-	-	Cobleskill	2	2
Binghamton	1	1	Delhi	2	2
Buffalo	1	1	Farmingdale	-	-
Stony Brook	-	-	Morrisville	2	2
University Colleges	14	13	Community Colleges	23	14
Brockport	1	1	Adirondack	2	2
Buffalo	-	-	Broome	-	-
Cortland	1	1	Cayuga County	-	-
Empire State	-	-	Clinton	-	-
Fredonia	-	-	Columbia-Greene	-	-
Geneseo	1	-	Community College of the Finger Lakes	-	-
New Paltz	-	-	Corning	-	-
Old Westbury	-	-	Dutchess	1	1
Oneonta	-	-	Erie	-	-
Oswego	2	2	Fashion Institute	-	-
Plattsburgh	3	3	Fulton-Montgomery	8	5
Potsdam	6	6	Genesee	-	-
Purchase	-	-	Herkimer County	2	2
Health Sciences Centers	-	-	Hudson Valley	-	-
Upstate	-	-	Jamestown	-	-
Specialized Colleges	-	-	Jefferson	-	-
Environmental Science and Forestry	-	-	Mohawk Valley	3	3
Maritime	-	-	Monroe	-	-
Statutory Colleges	-	-	Nassau	-	-
Agriculture and Life Sciences	-	-	Niagara County	-	-
Ceramics	-	-	North Country	6	1
Human Ecology	-	-	Onondaga	-	-
Industrial and Labor Relations	-	-	Orange County	-	-
			Rockland	-	-
			Schenectady County	1	-
			Suffolk County	-	-
			Sullivan County	-	-
			Tompkins-Cortland	-	-
			Ulster County	-	-
			Westchester	-	-

76/723
ed

TABLE 91--FIRST-TIME STUDENTS WHOSE
PERMANENT RESIDENCE IN FALL 1975 WAS
HERKIMER COUNTY

Institution	Total	Full-time only	Institution	Total	Full-time only
State University total	725	488	Agricultural and Technical Colleges	61	61
State-operated institutions	151	148	Alfred	6	6
University Centers	15	15	Canton	6	6
Albany	9	9	Cobleskill	20	20
Binghamton	2	2	Delhi	7	7
Buffalo	4	4	Farmingdale	1	1
Stony Brook	-	-	Morrisville	21	21
University Colleges	69	66	Community Colleges	574	340
Brockport	7	7	Adirondack	-	-
Buffalo	6	6	Broome	-	-
Cortland	5	5	Cayuga County	-	-
Empire State	3	1	Clinton	-	-
Fredonia	2	2	Columbia-Greene	-	-
Geneseo	10	9	Community College of the Finger Lakes	-	-
New Paltz	1	1	Corning	-	-
Old Westbury	-	-	Dutchess	2	2
Oneonta	3	3	Erie	1	1
Oswego	14	14	Fashion Institute	1	1
Plattsburgh	9	9	Fulton-Montgomery	3	3
Potsdam	9	9	Genesee	-	-
Purchase	-	-	Herkimer County ^a	337	210
Health Sciences Centers	-	-	Hudson Valley	5	5
Upstate	-	-	Jamestown	-	-
Specialized Colleges	1	1	Jefferson	-	-
Environmental Science and Forestry	1	1	Mohawk Valley	217	115
Maritime	-	-	Monroe	-	-
Statutory Colleges	5	5	Nassau	-	-
Agriculture and Life Sciences	3	3	Niagara County	-	-
Ceramics	2	2	North Country	-	-
Human Ecology	-	-	Onondaga	7	3
Industrial and Labor Relations	-	-	Orange County	-	-
			Rockland	-	-
			Schenectady County	1	-
			Suffolk County	-	-
			Sullivan County	-	-
			Tompkins-Cortland	-	-
			Ulster County	-	-
			Westchester	-	-

^aInstitution located in this county.

TABLE 92--FIRST-TIME STUDENTS WHOSE
PERMANENT RESIDENCE IN FALL 1975 WAS
JEFFERSON COUNTY

Institution	Total	Full-time only	Institution	Total	Full-time only
State University total	694	590	Agricultural and Technical Colleges	81	81
State-operated institutions	190	186	Alfred	9	9
University Centers	7	7	Canton	53	53
Albany	2	2	Cobleskill	1	1
Binghamton	1	1	Delhi	8	8
Buffalo	4	4	Farmingdale	1	1
Stony Brook	-	-	Morrisville	9	9
University Colleges	90	86	Community Colleges	504	404
Brockport	12	12	Adirondack	1	1
Buffalo	-	-	Broome	-	-
Cortland	10	10	Cayuga County	1	1
Empire State	2	1	Clinton	-	-
Fredonia	1	1	Columbia-Greene	-	-
Geneseo	12	11	Community College of the Finger Lakes	-	-
New Paltz	-	-	Corning	-	-
Old Westbury	-	-	Dutchess	-	-
Oneonta	-	-	Erie	2	2
Oswego	17	15	Fashion Institute	-	-
Plattsburgh	14	14	Fulton-Montgomery	2	2
Potsdam	22	22	Genesee	2	2
Purchase	-	-	Herkimer County	5	5
Health Sciences Centers	4	4	Hudson Valley	1	1
Upstate	4	4	Jamestown	-	-
Specialized Colleges	4	4	Jefferson ^a	476	376
Environmental Science and Forestry	4	4	Mohawk Valley	9	9
Maritime	-	-	Monroe	1	1
Statutory Colleges	4	4	Nassau	-	-
Agriculture and Life Sciences	4	4	Niagara County	-	-
Ceramics	-	-	North Country	3	3
Human Ecology	-	-	Onondaga	1	1
Industrial and Labor Relations	-	-	Orange County	-	-
			Rockland	-	-
			Schenectady County	-	-
			Suffolk County	-	-
			Sullivan County	-	-
			Tompkins-Cortland	-	-
			Ulster County	-	-
			Westchester	-	-

^aInstitution located in this county.

TABLE 93--FIRST-TIME STUDENTS WHOSE
PERMANENT RESIDENCE IN FALL 1975 WAS
KINGS COUNTY

Institution	Total	Full-time only	Institution	Total	Full-time only
State University total	1,384	1,073	Agricultural and Technical Colleges	93	93
State-operated institutions	865	847	Alfred	3	3
University Centers	479	477	Canton	3	3
Albany	112	112	Cobleskill	4	4
Binghamton	114	113	Delhi	9	9
Buffalo	74	73	Farmingdale	72	72
Stony Brook	179	179	Morrisville	2	2
University Colleges	251	235	Community Colleges	519	226
Brockport	37	37	Adirondack	-	-
Buffalo	17	17	Broome	-	-
Cortland	21	21	Cayuga County	1	1
Empire State	16	7	Clinton	-	-
Fredonia	8	8	Columbia-Greene	4	3
Geneseo	11	10	Community College of the Finger Lakes	-	-
New Paltz	66	66	Corning	5	5
Old Westbury	11	7	Dutchess	5	5
Oreonta	25	23	Erie	-	-
Oswego	15	15	Fashion Institute ^a	406	124
Plattsburgh	6	6	Fulton-Montgomery	-	-
Potsdam	7	7	Genesee	21	21
Purchase	11	11	Herkimer County	1	1
Health Sciences Centers	-	-	Hudson Valley	4	4
Upstate	-	-	Jamestown	-	-
Specialized Colleges	16	16	Jefferson	3	3
Environmental Science and Forestry	6	6	Mohawk Valley	-	-
Maritime ^a	10	10	Monroe	-	-
Statutory Colleges	26	26	Nassau	5	2
Agriculture and Life Sciences	8	8	Niagara County	-	-
Ceramics	2	2	North Country	1	1
Human Ecology	13	13	Onondaga	2	2
Industrial and Labor Relations	3	3	Orange County	9	9
			Rockland	23	18
			Schenectady County	1	1
			Suffolk County	-	-
			Sullivan County	16	16
			Tompkins-Cortland	3	2
			Ulster County	4	4
			Westchester	5	4

^aInstitutions located in New York City.

TABLE 94--FIRST-TIME STUDENTS WHOSE
PERMANENT RESIDENCE IN FALL 1975 WAS
LEWIS COUNTY

Institution	Total	Full-time only	Institution	Total	Full-time only
State University total	153	137	Agricultural and Technical Colleges	39	38
State-operated institutions	67	65	Alfred	1	1
University Centers	3	3	Canton	23	22
Albany	1	1	Cobleskill	3	3
Binghamton	1	1	Delhi	-	-
Buffalo	1	1	Farmingdale	-	-
Stony Brook	-	-	Morrisville	12	12
University Colleges	21	20	Community Colleges	86	72
Brockport	-	-	Adirondack	-	-
Buffalo	-	-	Broome	-	-
Cortland	1	1	Cayuga County	-	-
Empire State	-	-	Clinton	-	-
Fredonia	2	2	Columbia-Greene	-	-
Geneseo	3	2	Community College of the Finger Lakes	1	1
New Paltz	-	-	Corning	-	-
Old Westbury	-	-	Dutchess	-	-
Oneonta	-	-	Erie	-	-
Oswego	5	5	Fashion Institute	1	1
Plattsburgh	3	3	Fulton-Montgomery	5	5
Potsdam	7	7	Genesee	-	-
Purchase	-	-	Herkimer County	4	4
Health Sciences Centers	1	1	Hudson Valley	2	2
Upstate	1	1	Jamestown	-	-
Specialized Colleges	-	-	Jefferson	35	28
Environmental Science and Forestry	-	-	Mohawk Valley	28	22
Maritime	-	-	Monroe	1	1
Statutory Colleges	3	3	Nassau	-	-
Agriculture and Life Sciences	3	3	Niagara County	-	-
Ceramics	-	-	North Country	4	4
Human Ecology	-	-	Onondaga	3	2
Industrial and Labor Relations	-	-	Orange County	-	-
			Rockland	-	-
			Schenectady County	-	-
			Suffolk County	-	-
			Sullivan County	2	2
			Tompkins-Cortland	-	-
			Ulster County	-	-
			Westchester	-	-

76/727
ed

TABLE 95--FIRST-TIME STUDENTS WHOSE
PERMANENT RESIDENCE IN FALL 1975 WAS
LIVINGSTON COUNTY

Institution	Total	Full-time only	Institution	Total	Full-time only
State University total	405	313	Agricultural and Technical Colleges	138	123
State-operated institutions	259	199	Alfred	105	90
University Centers	7	7	Canton	7	7
Albany	1	1	Cobleskill	6	6
Binghamton	1	1	Delhi	8	8
Buffalo	5	5	Farmingdale	-	-
Stony Brook	-	-	Morrisville	12	12
University Colleges	108	63	Community Colleges	146	114
Brockport	8	8	Adirondack	-	-
Buffalo	5	5	Broome	-	-
Cortland	3	3	Cayuga County	-	-
Empire State	2	1	Clinton	-	-
Fredonia	5	5	Columbia-Greene	-	-
Geneseo ^a	73	29	Community College of the Finger Lakes	16	14
New Paltz	2	2	Corning	3	3
Old Westbury	-	-	Dutchess	-	-
Oneonta	1	1	Erie	3	3
Oswego	7	7	Fashion Institute	-	-
Plattsburgh	1	1	Fulton-Montgomery	-	-
Potsdam	1	1	Genesee	30	24
Purchase	-	-	Herkimer County	2	2
Health Sciences Centers	-	-	Hudson Valley	2	2
Upstate	-	-	Jamestown	-	-
Specialized Colleges	-	-	Jefferson	-	-
Environmental Science and Forestry	-	-	Mohawk Valley	1	1
Maritime	-	-	Monroe	86	63
Statutory Colleges	6	6	Nassau	-	-
Agriculture and Life Sciences	4	4	Niagara County	-	-
Ceramics	1	1	North Country	-	-
Human Ecology	1	1	Onondaga	-	-
Industrial and Labor Relations	-	-	Orange County	-	-
			Rockland	-	-
			Schenectady County	-	-
			Suffolk County	-	-
			Sullivan County	1	-
			Tompkins-Cortland	2	2
			Ulster County	-	-
			Westchester	-	-

^aInstitution located in this county.

TABLE 96--FIRST-TIME STUDENTS WHOSE
PERMANENT RESIDENCE IN FALL 1975 WAS
MADISON COUNTY

Institution	Total	Full-time only	Institution	Total	Full-time only
State University total	468	377	Agricultural and Technical Colleges	200	172
State-operated institutions	310	280	Alfred	4	4
University Centers	21	21	Canton	21	21
Albany	13	13	Cobleskill	16	16
Binghamton	3	3	Delhi	14	14
Buffalo	5	5	Farmingdale	-	-
Stony Brook	-	-	Morrisville ^a	145	117
University Colleges	74	72	Community Colleges	158	97
Brockport	16	16	Adirondack	2	2
Buffalo	2	2	Broome	1	1
Cortland	16	16	Cayuga County	1	-
Empire State	2	1	Clinton	1	1
Fredonia	-	-	Columbia-Greene	-	-
Geneseo	6	5	Community College of the Finger Lakes	-	-
New Paltz	1	1	Corning	-	-
Old Westbury	-	-	Dutchess	1	1
Oneonta	5	5	Erie	-	-
Oswego	16	16	Fashion Institute	-	-
Plattsburgh	1	1	Fulton-Montgomery	-	-
Potsdam	9	9	Genesee	1	1
Purchase	-	-	Herkimer County	20	20
Health Sciences Centers	2	2	Hudson Valley	2	2
Upstate	2	2	Jamestown	-	-
Specialized Colleges	5	5	Jefferson	2	2
Environmental Science and Forestry	4	4	Mohawk Valley	87	45
Maritime	1	1	Monroe	1	1
Statutory Colleges	8	8	Nassau	-	-
Agriculture and Life Sciences	7	7	Niagara County	-	-
Ceramics	-	-	North Country	-	-
Human Ecology	1	1	Onondaga	33	19
Industrial and Labor Relations	-	-	Orange County	-	-
			Rockland	-	-
			Schenectady County	1	-
			Suffolk County	-	-
			Sullivan County	1	1
			Tompkins-Cortland	4	1
			Ulster County	-	-
			Westchester	-	-

^aInstitution located in this county.

TABLE 97--FIRST-TIME STUDENTS WHOSE
PERMANENT RESIDENCE IN FALL 1975 WAS
MONROE COUNTY

Institution	Total	Full-time only	Institution	Total	Full-time only
State University total	5,142	3,697	Agricultural and Technical Colleges	454	451
State-operated institutions	1,619	1,548	Alfred	261	258
University Centers	213	212	Canton	70	70
Albany	58	58	Cobleskill	31	31
Binghamton	28	28	Delhi	30	30
Buffalo	118	117	Farmingdale	8	8
Stony Brook	9	9	Morrisville	54	54
University Colleges	899	832	Community Colleges	3,523	2,149
Brockport ^a	267	244	Adirondack	-	-
Buffalo	36	34	Broome	-	-
Cortland	51	51	Cayuga County	4	4
Empire State	51	21	Clinton	2	-
Fredonia	56	56	Columbia-Greene	2	2
Geneseo	198	186	Community College of the Finger Lakes	77	53
New Paltz	11	11	Corning	8	7
Old Westbury	-	-	Dutchess	-	-
Oneonta	14	14	Erie	7	7
Oswego	119	119	Fashion Institute	3	3
Plattsburgh	20	20	Fulton-Montgomery	-	-
Potsdam	70	70	Genesee	74	69
Purchase	6	6	Herkimer County	6	6
Health Sciences Centers	2	2	Hudson Valley	8	8
Upstate	2	2	Jamestown	4	4
Specialized Colleges	18	18	Jefferson	-	-
Environmental Science and Forestry	18	18	Mohawk Valley	14	14
Maritime	-	-	Monroe ^a	3,295	1,960
Statutory Colleges	33	33	Nassau	-	-
Agriculture and Life Sciences	19	19	Niagara County	-	-
Ceramics	4	4	North Country	4	4
Human Ecology	6	6	Onondaga	8	5
Industrial and Labor Relations	4	4	Orange County	3	-
			Rockland	-	-
			Schenectady County	1	1
			Suffolk County	-	-
			Sullivan County	1	1
			Tompkins-Cortland	1	-
			Ulster County	1	1
			Westchester	-	-

^aInstitutions located in this county.

TABLE 98--FIRST-TIME STUDENTS WHOSE
PERMANENT RESIDENCE IN FALL 1975 WAS
MONTGOMERY COUNTY

Institution	Total	Full-time only	Institution	Total	Full-time only
State University total	454	333	Agricultural and Technical Colleges	61	59
State-operated institutions	147	137	Alfred	3	3
University Centers	19	13	Canton	5	5
Albany	16	10	Cobleskill	28	26
Binghamton	1	1	Delhi	10	10
Buffalo	2	2	Farmingdale	1	1
Stony Brook	-	-	Morrisville	14	14
University Colleges	63	61	Community Colleges	307	196
Brockport	11	11	Adirondack	1	1
Buffalo	1	1	Broome	-	-
Cortland	5	5	Cayuga County	-	-
Empire State	2	1	Clinton	-	-
Fredonia	3	3	Columbia-Greene	-	-
Geneseo	5	4	Community College of the Finger Lakes	-	-
New Paltz	2	2	Corning	-	-
Old Westbury	-	-	Dutchess	-	-
Oneonta	12	12	Erie	-	-
Oswego	5	5	Fashion Institute	-	-
Plattsburgh	11	11	Fulton-Montgomery ^a	246	149
Potsdam	6	6	Genesee	-	-
Purchase	-	-	Herkimer County	18	15
Health Sciences Centers	-	-	Hudson Valley	18	18
Upstate	-	-	Jamestown	-	-
Specialized Colleges	1	1	Jefferson	-	-
Environmental Science and Forestry	1	1	Mohawk Valley	7	4
Maritime	-	-	Monroe	-	-
Statutory Colleges	3	3	Nassau	-	-
Agriculture and Life Sciences	3	3	Niagara County	-	-
Ceramics	-	-	North Country	2	2
Human Ecology	-	-	Onondaga	2	2
Industrial and Labor Relations	-	-	Orange County	1	1
			Rockland	-	-
			Schenectady County	12	4
			Suffolk County	-	-
			Sullivan County	-	-
			Tompkins-Cortland	-	-
			Ulster County	-	-
			Westchester	-	-

^aInstitution located in this county but sponsored by Fulton and Montgomery Counties.

TABLE 99--FIRST-TIME STUDENTS WHOSE
PERMANENT RESIDENCE IN FALL 1975 WAS
NASSAU COUNTY

Institution	Total	Full-time only	Institution	Total	Full-time only
State University total	14,817	11,038	Agricultural and Technical Colleges	4,336	2,549
State-operated institutions	8,110	6,209	Alfred	44	44
University Centers	1,384	1,376	Canton	24	24
Albany	468	461	Cobleskill	153	152
Binghamton	280	280	Delhi	177	174
Buffalo	224	223	Farmingdale ^a	3,868	2,085
Stony Brook	412	412	Morrisville	70	70
University Colleges	2,183	2,078	Community Colleges	6,707	4,829
Brockport	339	338	Adirondack	3	3
Buffalo	113	113	Broome	1	1
Cortland	172	172	Cayuga County	2	2
Empire State	53	22	Clinton	6	4
Fredonia	87	86	Columbia-Greene	3	2
Geneseo	101	100	Community College of the Finger Lakes	5	4
New Paltz	272	271	Corning	1	1
Old Westbury ^a	236	170	Dutchess	11	9
Oneonta	259	258	Erie	5	5
Oswego	345	344	Fashion Institute	198	167
Plattsburgh	119	117	Fulton-Montgomery	5	5
Potsdam	43	43	Genesee	6	6
Purchase	44	44	Herkimer County	6	6
Health Sciences Centers	3	3	Hudson Valley	23	23
Upstate	3	3	Jamestown	1	1
Specialized Colleges	57	56	Jefferson	-	-
Environmental Science and Forestry	11	10	Mohawk Valley	19	19
Maritime	46	46	Monroe	3	-
Statutory Colleges	147	147	Nassau ^a	6,154	4,324
Agriculture and Life Sciences	67	67	Niagara County	-	-
Ceramics	6	6	North Country	11	11
Human Ecology	39	39	Onondaga	5	5
Industrial and Labor Relations	35	35	Orange County	9	8
			Rockland	9	9
			Schenectady County	-	-
			Suffolk County	4	2
			Sullivan County	206	201
			Tompkins-Cortland	9	9
			Ulster County	2	2
			Westchester	-	-

^aInstitutions located in this county.

TABLE 100--FIRST-TIME STUDENTS WHOSE
PERMANENT RESIDENCE IN FALL 1975 WAS
NEW YORK COUNTY

Institution	Total	Full-time only	Institution	Total	Full-time only
State University total	1,273	657	Agricultural and Technical Colleges	50	49
State-operated institutions	508	474	Alfred	3	3
University Centers	212	208	Canton	3	2
Albany	45	45	Cobleskill	5	5
Binghamton	48	47	Delhi	6	6
Buffalo	58	55	Farmingdale	31	31
Stony Brook	61	61	Morrisville	2	2
University Colleges	211	183	Community Colleges	765	183
Brockport	22	21	Adirondack	1	-
Buffalo	2	2	Broome	1	1
Cortland	7	7	Cayuga County	1	1
Empire State	32	14	Clinton	3	1
Fredonia	9	9	Columbia-Greene	1	1
Geneseo	5	3	Community College of the Finger Lakes	1	1
New Paltz	41	41	Corning	30	30
Old Westbury	21	14	Dutchess	3	3
Oneonta	13	13	Erie	-	-
Oswego	9	9	Fashion Institute ^a	647	77
Plattsburgh	7	7	Fulton-Montgomery	1	1
Potsdam	7	7	Genesee	27	27
Purchase	36	36	Herkimer County	2	2
Health Sciences Centers	-	-	Hudson Valley	3	3
Upstate	-	-	Jamestown	-	-
Specialized Colleges	5	4	Jefferson	-	-
Environmental Science and Forestry	4	4	Mohawk Valley	1	1
Maritime ^a	1	-	Monroe	2	1
Statutory Colleges	30	30	Nassau	2	2
Agriculture and Life Sciences	13	13	Niagara County	-	-
Ceramics	1	1	North Country	7	7
Human Ecology	14	14	Onondaga	-	-
Industrial and Labor Relations	2	2	Orange County	3	2
			Rockland	9	8
			Schenectady County	-	-
			Suffolk County	-	-
			Sullivan County	5	5
			Tompkins-Cortland	3	2
			Ulster County	-	-
			Westchester	12	7

^aInstitutions located in New York City.

TABLE 101--FIRST-TIME STUDENTS WHOSE
PERMANENT RESIDENCE IN FALL 1975 WAS
NIAGARA COUNTY

Institution	Total	Full-time only	Institution	Total	Full-time only
State University total	2,467	2,149	Agricultural and Technical Colleges	101	101
State-operated institutions	527	510	Alfred	80	80
University Centers	184	176	Canton	2	2
Albany	12	12	Cobleskill	6	6
Binghamton	6	6	Delhi	5	5
Buffalo	162	154	Farmingdale	-	-
Stony Brook	4	4	Morrisville	8	8
University Colleges	234	225	Community Colleges	1,940	1,639
Brockport	43	43	Adirondack	-	-
Buffalo	83	77	Broome	-	-
Cortland	7	7	Cayuga County	1	1
Empire State	4	2	Clinton	-	-
Fredonia	28	28	Columbia-Greene	-	-
Geneseo	29	28	Community College of the Finger Lakes	1	1
New Paltz	3	3	Corning	1	1
Old Westbury	-	-	Dutchess	-	-
Oneonta	2	2	Erie	313	121
Oswego	16	16	Fashion Institute	3	3
Plattsburgh	8	8	Fulton-Montgomery	1	1
Potsdam	11	11	Genesee	8	4
Purchase	-	-	Herkimer County	1	1
Health Sciences Centers	-	-	Hudson Valley	4	4
Upstate	-	-	Jamestown	2	2
Specialized Colleges	3	3	Jefferson	-	-
Environmental Science and Forestry	2	2	Mohawk Valley	3	3
Maritime	1	1	Monroe	3	3
Statutory Colleges	5	5	Nassau	-	-
Agriculture and Life Sciences	4	4	Niagara County ^a	1,596	1,492
Ceramics	1	1	North Country	1	1
Human Ecology	-	-	Onondaga	-	-
Industrial and Labor Relations	-	-	Orange County	1	-
			Rockland	-	-
			Schenectady County	-	-
			Suffolk County	-	-
			Sullivan County	-	-
			Tompkins-Cortland	-	-
			Ulster County	-	-
			Westchester	1	1

^aInstitution located in this county.

TABLE 102--FIRST-TIME STUDENTS WHOSE
PERMANENT RESIDENCE IN FALL 1975 WAS
ONEIDA COUNTY

Institution	Total	Full-time only	Institution	Total	Full-time only
State University total	3,210	1,831	Agricultural and Technical Colleges	263	259
State-operated institutions	676	661	Alfred	19	19
University Centers	80	78	Canton	44	44
Albany	44	43	Cobleskill	46	45
Binghamton	7	7	Delhi	28	28
Buffalo	26	25	Farmingdale	5	5
Stony Brook	3	3	Morrisville	121	118
University Colleges	300	291	Community Colleges	2,534	1,170
Brockport	25	25	Adirondack	2	2
Buffalo	10	10	Broome	3	3
Cortland	39	39	Cayuga County	2	2
Empire State	11	5	Clinton	-	-
Fredonia	8	8	Columbia-Greene	-	-
Geneseo	58	56	Community College of the Finger Lakes	7	7
New Paltz	6	5	Corning	2	2
Old Westbury	-	-	Dutchess	-	-
Oneonta	18	18	Erie	8	8
Oswego	67	67	Fashion Institute	-	-
Plattsburgh	15	15	Fulton-Montgomery	3	3
Potsdam	42	42	Genesee	4	4
Purchase	1	1	Herkimer County	139	121
Health Sciences Centers	9	9	Hudson Valley	-	-
Upstate	9	9	Jamestown	-	-
Specialized Colleges	10	10	Jefferson	-	-
Environmental Science and Forestry	8	8	Mohawk Valley ^a	2,334	995
Maritime	2	2	Monroe	7	7
Statutory Colleges	14	14	Nassau	-	-
Agriculture and Life Sciences	7	7	Niagara County	-	-
Ceramics	1	1	North Country	2	2
Human Ecology	5	5	Onondaga	17	10
Industrial and Labor Relations	1	1	Orange County	1	1
			Rockland	-	-
			Schenectady County	-	-
			Suffolk County	-	-
			Sullivan County	1	1
			Tompkins-Cortland	1	1
			Ulster County	1	1
			Westchester	-	-

^aInstitution located in this county.

TABLE 103--FIRST-TIME STUDENTS WHOSE
PERMANENT RESIDENCE IN FALL 1975 WAS
ONONDAGA COUNTY

Institution	Total	Full-time only	Institution	Total	Full-time only
State University total	3,779	2,892	Agricultural and Technical Colleges	475	473
State-operated institutions	1,368	1,344	Alfred	92	90
University Centers	144	142	Canton	102	102
Albany	49	48	Cobleskill	42	42
Binghamton	28	28	Delhi	46	46
Buffalo	64	63	Farmingdale	12	12
Stony Brook	3	3	Morrisville	181	181
University Colleges	640	621	Community Colleges	2,411	1,548
Brockport	120	119	Adirondack	2	2
Buffalo	20	20	Broome	1	1
Cortland	62	62	Cayuga County	224	171
Empire State	17	7	Clinton	1	1
Fredonia	32	32	Columbia-Greene	1	1
Geneseo	73	72	Community College of the Finger Lakes	12	12
New Paltz	11	11	Corning	1	1
Old Westbury	-	-	Dutchess	3	3
Oneonta	5	5	Erie	7	7
Oswego	176	170	Fashion Institute	9	9
Plattsburgh	23	22	Fulton-Montgomery	2	2
Potsdam	96	96	Genesee	2	2
Purchase	5	5	Herkimer County	11	11
Health Sciences Centers	18	18	Hudson Valley	17	17
Upstate ^a	18	18	Jamestown	1	1
Specialized Colleges	53	52	Jefferson	4	4
Environmental Science and Forestry ^a	51	50	Mohawk Valley	78	77
Maritime	2	2	Monroe	7	6
Statutory Colleges	38	38	Nassau	-	-
Agriculture and Life Sciences	21	21	Niagara County	1	1
Ceramics	3	3	North Country	3	3
Human Ecology	12	12	Onondaga ^a	2,002	1,195
Industrial and Labor Relations	2	2	Orange County	2	2
			Rockland	1	1
			Schenectady County	-	-
			Suffolk County	-	-
			Sullivan County	5	5
			Tompkins-Cortland	14	13
			Ulster County	-	-
			Westchester	-	-

^aInstitutions located in this county.

TABLE 104--FIRST-TIME STUDENTS WHOSE
PERMANENT RESIDENCE IN FALL 1975 WAS
ONTARIO COUNTY

Institution	Total	Full-time only	Institution	Total	Full-time only
State University total	864	539	Agricultural and Technical Colleges	92	92
State-operated institutions	218	212	Alfred	50	50
University Centers	11	11	Canton	9	9
Albany	2	2	Cobleskill	10	10
Binghamton	2	2	Delhi	6	6
Buffalo	6	6	Farmingdale	-	-
Stony Brook	1	1	Morrisville	17	17
University Colleges	104	98	Community Colleges	646	327
Brockport	18	18	Adirondack	-	-
Buffalo	7	7	Broome	2	2
Cortland	5	5	Cayuga County	17	14
Empire State	4	2	Clinton	1	1
Fredonia	6	6	Columbia-Greene	-	-
Geneseo	39	35	Community College of the Finger Lakes ^a	563	262
New Paltz	-	-	Corning	-	-
Old Westbury	-	-	Dutchess	-	-
Oneonta	1	1	Erie	3	3
Oswego	10	10	Fashion Institute	-	-
Plattsburgh	2	2	Fulton-Montgomery	2	2
Potsdam	12	12	Genesee	2	2
Purchase	-	-	Herkimer County	5	5
Health Sciences Centers	-	-	Hudson Valley	1	1
Upstate	-	-	Jamestown	-	-
Specialized Colleges	3	3	Jefferson	-	-
Environmental Science and Forestry	3	3	Law Valley	5	5
Maritime	-	-	Monroe	42	29
Statutory Colleges	8	8	Nassau	-	-
Agriculture and Life Sciences	6	6	Niagara County	-	-
Ceramics	1	1	North Country	-	-
Human Ecology	1	1	Onondaga	-	-
Industrial and Labor Relations	-	-	Orange County	1	-
			Rockland	-	-
			Schenectady County	-	-
			Suffolk County	-	-
			Sullivan County	-	-
			Tompkins-Cortland	2	1
			Ulster County	-	-
			Westchester	-	-

^aInstitution located in this county.

TABLE 105--FIRST-TIME STUDENTS WHOSE
PERMANENT RESIDENCE IN FALL 1975 WAS
ORANGE COUNTY

Institution	Total	Full-time only	Institution	Total	Full-time only
State University total	2,048	1,331	Agricultural and Technical Colleges	70	70
State-operated institutions	355	289	Alfred	8	8
University Centers	64	64	Canton	2	2
Albany	28	28	Cobleskill	21	21
Binghamton	17	17	Delhi	27	27
Buffalo	15	15	Farmingdale	3	3
Stony Brook	4	4	Morrisville	9	9
University Colleges	205	139	Community Colleges	1,693	1,042
Brockport	27	27	Adirondack	2	2
Buffalo	7	7	Broome	1	1
Cortland	10	10	Cayuga County	1	1
Empire State	11	5	Clinton	-	-
Fredonia	8	8	Columbia-Greene	-	-
Geneseo	15	14	Community College of the Finger Lakes	3	3
New Paltz	85	26	Corning	-	-
Old Westbury	-	-	Dutchess	29	21
Oneonta	18	18	Erie	3	3
Oswego	13	13	Fashion Institute	6	6
Plattsburgh	4	4	Fulton-Montgomery	1	1
Potsdam	6	6	Genesee	-	-
Purchase	1	1	Herkimer County	1	1
Health Sciences Centers	-	-	Hudson Valley	7	7
Upstate	-	-	Jamestown	-	-
Specialized Colleges	6	6	Jefferson	-	-
Environmental Science and Forestry	3	3	Mohawk Valley	2	2
Maritime	3	3	Monroe	-	-
Statutory Colleges	10	10	Nassau	-	-
Agriculture and Life Sciences	7	7	Niagara County	-	-
Ceramics	1	1	North Country	3	3
Human Ecology	1	1	Onondaga	2	1
Industrial and Labor Relations	1	1	Orange County ^a	1,560	944
			Rockland	38	17
			Schenectady County	1	1
			Suffolk County	-	-
			Sullivan County	26	23
			Tompkins-Cortland	-	-
			Ulster County	1	1
			Westchester	6	4

^aInstitution located in this county.

TABLE 106--FIRST-TIME STUDENTS WHOSE
PERMANENT RESIDENCE IN FALL 1975 WAS
ORLEANS COUNTY

Institution	Total	Full-time only	Institution	Total	Full-time only
State University total	241	188	Agricultural and Technical Colleges	25	24
State-operated institutions	80	73	Alfred	14	13
University Centers	3	3	Canton	1	1
Albany	-	-	Cobleskill	1	1
Binghamton	-	-	Delhi	1	1
Buffalo	3	3	Farmingdale	-	-
Stony Brook	-	-	Morrisville	8	8
University Colleges	45	39	Community Colleges	161	115
Brockport	24	22	Adirondack	-	-
Buffalo	5	3	Broome	-	-
Cortland	2	2	Cayuga County	2	2
Empire State	-	-	Clinton	1	1
Fredonia	4	4	Columbia-Greene	-	-
Geneseo	5	3	Community College of the Finger Lakes	2	2
New Paltz	-	-	Corning	-	-
Old Westbury	-	-	Dutchess	-	-
Oneonta	-	-	Erie	14	10
Oswego	3	3	Fashion Institute	-	-
Plattsburgh	-	-	Fulton-Montgomery	-	-
Potsdam	2	2	Genesee	178	80
Purchase	-	-	Herkimer County	1	1
Health Sciences Centers	-	-	Hudson Valley	-	-
Upstate	-	-	Jamestown	1	1
Specialized Colleges	3	3	Jefferson	-	-
Environmental Science and Forestry	1	1	Mohawk Valley	2	2
Maritime	2	2	Monroe	14	11
Statutory Colleges	4	4	Nassau	-	-
Agriculture and Life Sciences	2	2	Niagara County	4	3
Ceramics	2	2	North Country	-	-
Human Ecology	-	-	Onondaga	1	1
Industrial and Labor Relations	-	-	Orange County	1	1
			Rockland	-	-
			Schenectady County	-	-
			Suffolk County	-	-
			Sullivan County	-	-
			Tompkins-Cortland	-	-
			Ulster County	-	-
			Westchester	-	-

TABLE 107--FIRST-TIME STUDENTS WHOSE
PERMANENT RESIDENCE IN FALL 1975 WAS
OSWEGO COUNTY

Institution	Total	Full-time only	Institution	Total	Full-time only
State University total	668	588	Agricultural and Technical Colleges	109	109
State-operated institutions	449	431	Alfred	12	12
University Centers	12	12	Canton	39	39
Albany	8	8	Cobleskill	10	10
Binghamton	-	-	Delhi	8	8
Buffalo	2	2	Farmingdale	2	2
Stony Brook	2	2	Morrisville	38	38
University Colleges	315	297	Community Colleges	219	157
Brockport	14	13	Adirondack	-	-
Buffalo	2	2	Broome	2	2
Cortland	22	22	Cayuga County	41	37
Empire State	2	1	Clinton	-	-
Fredonia	2	2	Columbia-Greene	-	-
Geneseo	9	8	Community College of the Finger Lakes	3	3
New Paltz	8	8	Corning	-	-
Old Westbury	-	-	Dutchess	2	1
Oneonta	3	3	Erie	5	5
Oswego ^a	245	230	Fashion Institute	1	1
Plattsburgh	-	-	Fulton-Montgomery	2	2
Potsdam	8	8	Genesee	2	2
Purchase	-	-	Herkimer County	12	12
Health Sciences Centers	-	-	Hudson Valley	2	2
Upstate	-	-	Jamestown	-	-
Specialized Colleges	4	4	Jefferson	18	15
Environmental Science and Forestry	4	4	Mohawk Valley	20	20
Maritime	-	-	Monroe	5	5
Statutory Colleges	9	9	Nassau	-	-
Agriculture and Life Sciences	6	6	Niagara County	-	-
Ceramics	-	-	North Country	-	-
Human Ecology	2	2	Onondaga	103	49
Industrial and Labor Relations	1	1	Orange County	-	-
			Rockland	-	-
			Schenectady County	1	1
			Suffolk County	-	-
			Sullivan County	-	-
			Tompkins-Cortland	-	-
			Ulster County	-	-
			Westchester	-	-

^aInstitution located in this county.

76/740
ed

TABLE 108--FIRST-TIME STUDENTS WHOSE
PERMANENT RESIDENCE IN FALL 1975 WAS
OTSEGO COUNTY

Institution	Total	Full-time only	Institution	Total	Full-time only
State University total	349	296	Agricultural and Technical Colleges	180	148
State-operated institutions	278	238	Alfred	9	8
University Centers	10	10	Canton	3	3
Albany	7	7	Cobleskill	67	61
Binghamton	2	2	Delhi	65	45
Buffalo	1	1	Farmingdale	2	2
Stony Brook	-	-	Morrisville	34	29
University Colleges	75	67	Community Colleges	71	58
Brockport	5	5	Adirondack	1	1
Buffalo	2	2	Broome	3	3
Cortland	11	8	Cayuga County	1	1
Empire State	2	1	Clinton	-	-
Fredonia	-	-	Columbia-Greene	-	-
Geneseo	5	5	Community College of the Finger Lakes	1	1
New Paltz	1	1	Corning	-	-
Old Westbury	-	-	Dutchess	-	-
Oneonta ^a	38	34	Erie	1	1
Oswego	5	5	Fashion Institute	-	-
Plattsburgh	5	5	Fulton-Montgomery	-	-
Potsdam	-	-	Genesee	-	-
Purchase	1	1	Herkimer County	23	11
Health Sciences Centers	-	-	Hudson Valley	9	9
Upstate	-	-	Jamestown	-	-
Specialized Colleges	4	4	Jefferson	-	-
Environmental Science and Forestry	4	4	Mohawk Valley	19	19
Maritime	-	-	Monroe	-	-
Statutory Colleges	9	9	Nassau	-	-
Agriculture and Life Sciences	5	5	Niagara County	-	-
Ceramics	2	2	North Country	-	-
Human Ecology	2	2	Onondaga	2	1
Industrial and Labor Relations	-	-	Orange County	2	2
			Rockland	-	-
			Schenectady County	-	-
			Suffolk County	-	-
			Sullivan County	4	4
			Tompkins-Cortland	4	4
			Ulster County	1	1
			Westchester	-	-

^aInstitution located in this county.

TABLE 109--FIRST-TIME STUDENTS WHOSE
PERMANENT RESIDENCE IN FALL 1975 WAS
PUTNAM COUNTY

Institution	Total	Full-time only	Institution	Total	Full-time only
State University total	440	350	Agricultural and Technical Colleges	64	64
State-operated institutions	192	192	Alfred	6	6
University Centers	27	27	Canton	5	5
Albany	12	12	Cobleskill	18	18
Binghamton	6	6	Delhi	20	20
Buffalo	6	6	Farmingdale	4	4
Stony Brook	3	3	Morrisville	11	11
University Colleges	92	92	Community Colleges	248	158
Brockport	18	18	Adirondack	-	-
Buffalo	-	-	Broome	-	-
Cortland	7	7	Cayuga County	-	-
Empire State	1	1	Clinton	-	-
Fredonia	4	4	Columbia-Greene	-	-
Geneseo	10	10	Community College of the Finger Lakes	-	-
New Paltz	12	12	Corning	-	-
Old Westbury	-	-	Dutchess	87	55
Oneonta	14	14	Erie	-	-
Oswego	9	9	Fashion Institute	1	1
Plattsburgh	6	6	Fulton-Montgomery	2	2
Potsdam	4	4	Genesee	-	-
Purchase	7	7	Herkimer County	2	2
Health Sciences Centers	-	-	Hudson Valley	3	3
Upstate	-	-	Jamestown	-	-
Specialized Colleges	6	6	Jefferson	-	-
Environmental Science and Forestry	2	2	Mohawk Valley	-	-
Maritime	4	4	Monroe	-	-
Statutory Colleges	3	3	Nassau	-	-
Agriculture and Life Sciences	2	2	Niagara County	-	-
Ceramics	1	1	North Country	-	-
Human Ecology	-	-	Onondaga	-	-
Industrial and Labor Relations	-	-	Orange County	2	2
			Rockland	1	-
			Schenectady County	-	-
			Suffolk County	-	-
			Sullivan County	1	1
			Tompkins-Cortland	-	-
			Ulster County	1	1
			Westchester	148	91

76/742
ed

TABLE 110--FIRST-TIME STUDENTS WHOSE
PERMANENT RESIDENCE IN FALL 1975 WAS
QUEENS COUNTY

Institution	Total	Full-time only	Institution	Total	Full-time only
State University total	1,681	1,476	Agricultural and Technical Colleges	193	193
State-operated institutions	1,266	1,241	Alfred	3	3
University Centers	624	622	Canton	2	2
Albany	136	135	Cobleskill	20	20
Binghamton	164	164	Delhi	9	9
Buffalo	99	98	Farmingdale	150	150
Stony Brook	225	225	Morrisville	9	9
University Colleges	394	371	Community Colleges	415	235
Brockport	65	65	Adirondack	-	-
Buffalo	26	26	Broome	1	1
Cortland	30	29	Cayuga County	2	1
Empire State	18	8	Clinton	3	3
Fredonia	17	17	Columbia-Greene	-	-
Geneseo	12	11	Community College of the Finger Lakes	2	2
New Paltz	85	84	Corning	2	2
Old Westbury	20	12	Dutchess	3	3
Oneonta	45	45	Erie	-	-
Oswego	30	30	Fashion Institute ^a	226	103
Plattsburgh	22	20	Fulton-Montgomery	5	5
Potsdam	11	11	Genesee	14	14
Purchase	13	13	Herkimer County	-	-
Health Sciences Centers	-	-	Hudson Valley	5	5
Upstate	-	-	Jamestown	-	-
Specialized Colleges	20	20	Jefferson	-	-
Environmental Science and Forestry	8	8	Mohawk Valley	-	-
Maritime ^a	12	12	Monroe	3	-
Statutory Colleges	35	35	Nassau	103	56
Agriculture and Life Sciences	18	18	Niagara County	-	-
Ceramics	2	2	North Country	2	2
Human Ecology	9	9	Onondaga	-	-
Industrial and Labor Relations	6	6	Orange County	3	3
			Rockland	3	2
			Schenectady County	-	-
			Suffolk County	2	1
			Sullivan County	27	27
			Tompkins-Cortland	2	1
			Ulster County	1	1
			Westchester	6	3

^aInstitutions located in New York City.

TABLE 111--FIRST-TIME STUDENTS WHOSE
PERMANENT RESIDENCE IN FALL 1975 WAS
RENSELAER COUNTY

Institution	Total	Full-time only	Institution	Total	Full-time only
State University total	960	832	Agricultural and Technical Colleges	68	68
State-operated institutions	298	243	Alfred	5	5
University Centers	99	51	Canton	6	6
Albany	97	49	Cobleskill	34	34
Binghamton	-	-	Delhi	10	10
Buffalo	2	2	Farmingdale	1	1
Stony Brook	-	-	Morrisville	12	12
University Colleges	118	111	Community Colleges	662	589
Brockport	19	19	Adirondack	1	1
Buffalo	-	-	Broome	-	-
Cortland	5	5	Cayuga County	-	-
Empire State	11	5	Clinton	-	-
Fredonia	3	3	Columbia-Greene	1	1
Geneseo	9	9	Community College of the Finger Lakes	1	1
New Paltz	6	6	Corning	-	-
Old Westbury	-	-	Dutchess	1	1
Oneonta	7	7	Erie	-	-
Oswego	15	15	Fashion Institute	1	1
Plattsburgh	27	26	Fulton-Montgomery	6	6
Potsdam	14	14	Genesee	1	1
Purchase	2	2	Herkimer County	4	4
Health Sciences Centers	1	1	Hudson Valley ^a	613	548
Upstate	1	1	Jamestown	-	-
Specialized Colleges	3	3	Jefferson	-	-
Environmental Science and Forestry	1	1	Mohawk Valley	1	1
Maritime	2	2	Monroe	1	1
Statutory Colleges	9	9	Nassau	-	-
Agriculture and Life Sciences	7	7	Niagara County	-	-
Ceramics	-	-	North Country	-	-
Human Ecology	2	2	Onondaga	1	1
Industrial and Labor Relations	-	-	Orange County	-	-
			Rockland	1	1
			Schenectady County	26	19
			Suffolk County	-	-
			Sullivan County	2	2
			Tompkins-Cortland	1	-
			Ulster County	-	-
			Westchester	-	-

^aInstitution located in this county.

TABLE 112--FIRST-TIME STUDENTS WHOSE
PERMANENT RESIDENCE IN FALL 1975 WAS
RICHMOND COUNTY

Institution	Total	Full-time only	Institution	Total	Full-time only
State University total	301	285	Agricultural and Technical Colleges	41	41
State-operated institutions	255	252	Alfred	3	3
University Centers	78	78	Canton	1	1
Albany	27	27	Cobleskill	1	1
Binghamton	9	9	Delhi	13	13
Buffalo	17	17	Farmingdale	22	22
Stony Brook	25	25	Morrisville	1	1
University Colleges	124	121	Community Colleges	46	33
Brockport	20	20	Adirondack	-	-
Buffalo	1	1	Broome	-	-
Cortland	17	16	Cayuga County	-	-
Empire State	3	1	Clinton	-	-
Fredonia	-	-	Columbia-Greene	1	1
Geneseo	18	18	Community College of the Finger Lakes	-	-
New Paltz	15	15	Corning	-	-
Old Westbury	-	-	Dutchess	2	2
Oneonta	22	22	Erie	-	-
Oswego	16	16	Fashion Institute ^a	29	17
Plattsburgh	5	5	Fulton-Montgomery	-	-
Potsdam	7	7	Genesee	-	-
Purchase	-	-	Herkimer County	-	-
Health Sciences Centers	-	-	Hudson Valley	1	1
Upstate	-	-	Jamestown	-	-
Specialized Colleges	6	6	Jefferson	-	-
Environmental Science and Forestry	4	4	Mohawk Valley	4	4
Maritime ^a	2	2	Monroe	-	-
Statutory Colleges	6	6	Nassau	-	-
Agriculture and Life Sciences	2	2	Niagara County	-	-
Ceramics	-	-	North Country	-	-
Human Ecology	2	2	Onondaga	-	-
Industrial and Labor Relations	2	2	Orange County	-	-
			Rockland	-	-
			Schenectady County	-	-
			Suffolk County	-	-
			Sullivan County	6	6
			Tompkins-Cortland	3	2
			Ulster County	-	-
			Westchester	-	-

^aInstitutions located in New York City.

TABLE 113--FIRST-TIME STUDENTS WHOSE
PERMANENT RESIDENCE IN FALL 1975 WAS
ROCKLAND COUNTY

Institution	Total	Full-time only	Institution	Total	Full-time only
State University total	3,067	1,968	Agricultural and Technical Colleges	104	104
State-operated institutions	707	695	Alfred	11	11
University Centers	182	182	Canton	5	5
Albany	71	71	Cobleskill	15	15
Binghamton	59	59	Delhi	41	41
Buffalo	25	25	Farmingdale	19	19
Stony Brook	27	27	Morrisville	13	13
University Colleges	386	374	Community Colleges	2,360	1,273
Brockport	70	70	Adirondack	2	2
Buffalo	14	14	Broome	1	-
Cortland	29	29	Cayuga County	-	-
Empire State	20	9	Clinton	1	-
Fredonia	19	18	Columbia-Greene	1	1
Geneseo	41	41	Community College of the Finger Lakes	1	1
New Paltz	31	31	Corning	-	-
Old Westbury	-	-	Dutchess	5	4
Oneonta	54	54	Erie	-	-
Oswego	69	69	Fashion Institute	12	9
Plattsburgh	18	18	Fulton-Montgomery	1	1
Potsdam	14	14	Genesee	1	1
Purchase	7	7	Herkimer County	-	-
Health Sciences Centers	-	-	Hudson Valley	2	2
Upstate	-	-	Jamestown	-	-
Specialized Colleges	13	13	Jefferson	-	-
Environmental Science and Forestry	5	5	Mohawk Valley	1	1
Maritime	8	8	Monroe	-	-
Statutory Colleges	22	22	Nassau	-	-
Agriculture and Life Sciences	11	11	Niagara County	-	-
Ceramics	1	1	North Country	-	-
Human Ecology	7	7	Onondaga	3	2
Industrial and Labor Relations	3	3	Orange County	10	9
			Rockland ^a	2,281	1,212
			Schenectady County	-	-
			Suffolk County	-	-
			Sullivan County	10	10
			Tompkins-Cortland	-	-
			Ulster County	3	3
			Westchester	25	15

^aInstitution located in this county.

TABLE 114--FIRST-TIME STUDENTS WHOSE
PERMANENT RESIDENCE IN FALL 1975 WAS
ST. LAWRENCE COUNTY

Institution	Total	Full-time only	Institution	Total	Full-time only
State University total	743	653	Agricultural and Technical Colleges	399	317
State-operated institutions	646	560	Alfred	9	9
University Centers	21	19	Canton ^a	363	282
Albany	8	7	Cobleskill	8	7
Binghamton	2	2	Delhi	7	7
Buffalo	11	10	Farmingdale	-	-
Stony Brook	-	-	Morrisville	12	12
University Colleges	219	217	Community Colleges	97	93
Brockport	27	27	Adirondack	2	2
Buffalo	2	2	Broome	-	-
Cortland	14	14	Cayuga County	1	1
Empire State	2	1	Clinton	2	2
Fredonia	-	-	Columbia-Greene	-	-
Geneseo	11	11	Community College of the Finger Lakes	1	1
New Paltz	1	1	Corning	-	-
Old Westbury	-	-	Dutchess	-	-
Oneonta	-	-	Erie	1	1
Oswego	20	20	Fashion Institute	-	-
Plattsburgh	21	20	Fulton-Montgomery	-	-
Potsdam ^a	121	121	Genesee	-	-
Purchase	-	-	Herkimer County	4	4
Health Sciences Centers	3	3	Hudson Valley	10	10
Upstate	3	3	Jamestown	-	-
Specialized Colleges	-	-	Jefferson	16	16
Environmental Science and Forestry	-	-	Mohawk Valley	10	10
Maritime	-	-	Monroe	3	3
Statutory Colleges	4	4	Nassau	-	-
Agriculture and Life Sciences	2	2	Niagara County	-	-
Ceramics	-	-	North Country	38	37
Human Ecology	1	1	Onondaga	5	2
Industrial and Labor Relations	1	1	Orange County	-	-
			Rockland	-	-
			Schenectady County	2	2
			Suffolk County	-	-
			Sullivan County	2	2
			Tompkins-Cortland	-	-
			Ulster County	-	-
			Westchester	-	-

^aInstitutions located in this county.

TABLE 115--FIRST-TIME STUDENTS WHOSE
PERMANENT RESIDENCE IN FALL 1975 WAS
SARATOGA COUNTY

Institution	Total	Full-time only	Institution	Total	Full-time only
State University total	1,223	855	Agricultural and Technical Colleges	97	94
State-operated institutions	402	357	Alfred	2	2
University Centers	110	76	Canton	16	15
Albany	86	52	Cobleskill	44	42
Binghamton	9	9	Delhi	13	13
Buffalo	13	13	Farmingdale	3	3
Stony Brook	2	2	Morrisville	19	19
University Colleges	178	170	Community Colleges	821	498
Brockport	11	11	Adirondack	369	150
Buffalo	3	3	Broome	-	-
Cortland	15	15	Cayuga County	-	-
Empire State ^a	14	6	Clinton	-	-
Fredonia	3	3	Columbia-Greene	2	2
Geneseo	18	18	Community College of the Finger Lakes	2	2
New Paltz	9	9	Corning	1	1
Old Westbury	-	-	Dutchess	1	1
Oneonta	14	14	Erie	2	2
Oswego	26	26	Fashion Institute	-	-
Plattsburgh	45	45	Fulton-Montgomery	23	20
Potsdam	19	19	Genesee	1	1
Purchase	1	1	Herkimer County	5	5
Health Sciences Centers	1	1	Hudson Valley	274	242
Upstate	1	1	Jamestown	-	-
Specialized Colleges	9	9	Jefferson	-	-
Environmental Science and Forestry	5	5	Mohawk Valley	8	8
Maritime	4	4	Monroe	-	-
Statutory Colleges	7	7	Nassau	-	-
Agriculture and Life Sciences	4	4	Niagara County	-	-
Ceramics	-	-	North Country	1	1
Human Ecology	2	2	Onondaga	-	-
Industrial and Labor Relations	1	1	Orange County	-	-
			Rockland	-	-
			Schenectady County	130	61
			Suffolk County	-	-
			Sullivan County	2	2
			Tompkins-Cortland	-	-
			Ulster County	-	-
			Westchester	-	-

^a Administration offices of Empire State College are located in Saratoga County.

TABLE 116--FIRST-TIME STUDENTS WHOSE
PERMANENT RESIDENCE IN FALL 1975 WAS
SCHENECTADY COUNTY

Institution	Total	Full-time only	Institution	Total	Full-time only
State University total	1,446	1,061	Agricultural and Technical Colleges	150	144
State-operated institutions	493	432	Alfred	8	8
University Centers	143	93	Canton	22	21
Albany	119	69	Cobleskill	70	65
Binghamton	4	4	Delhi	17	17
Buffalo	15	15	Farmingdale	5	5
Stony Brook	5	5	Morrisville	28	28
University Colleges	184	179	Community Colleges	953	629
Brockport	24	24	Adirondack	1	1
Buffalo	6	6	Broome	-	-
Cortland	5	5	Cayuga County	1	1
Empire State	8	3	Clinton	-	-
Fredonia	2	2	Columbia-Greene	-	-
Geneseo	20	20	Community College of the Finger Lakes	1	1
New Paltz	5	5	Corning	-	-
Old Westbury	-	-	Dutchess	-	-
Oneonta	19	19	Erie	2	2
Oswego	31	31	Fashion Institute	1	1
Plattsburgh	33	33	Fulton-Montgomery	19	19
Potsdam	31	31	Genesee	2	2
Purchase	-	-	Herkimer County	3	3
Health Sciences Centers	1	1	Hudson Valley	290	261
Upstate	1	1	Jamestown	-	-
Specialized Colleges	5	5	Jefferson	-	-
Environmental Science and Forestry	3	3	Mohawk Valley	19	19
Maritime	2	2	Monroe	-	-
Statutory Colleges	10	10	Nassau	-	-
Agriculture and Life Sciences	6	6	Niagara County	-	-
Ceramics	1	1	North Country	-	-
Human Ecology	3	3	Onondaga	3	3
Industrial and Labor Relations	-	-	Orange County	1	1
			Rockland	-	-
			Schenectady County ^a	609	314
			Suffolk County	-	-
			Sullivan County	1	1
			Tompkins-Cortland	-	-
			Ulster County	-	-
			Westchester	-	-

^aInstitution located in this county.

TABLE 117--FIRST-TIME STUDENTS WHOSE
PERMANENT RESIDENCE IN FALL 1975 WAS
SCHOHARIE COUNTY

Institution	Total	Full-time only	Institution	Total	Full-time only
State University total	239	127	Agricultural and Technical Colleges	161	63
State-operated institutions	198	94	Alfred	4	4
University Centers	9	4	Canton	1	1
Albany	8	3	Cobleskill ^a	146	48
Binghamton	1	1	Delhi	7	7
Buffalo	-	-	Farmingdale	-	-
Stony Brook	-	-	Morrisville	3	3
University Colleges	25	24	Community Colleges	41	33
Brockport	6	6	Adirondack	1	1
Buffalo	2	2	Broome	1	1
Cortland	3	3	Cayuga County	-	-
Empire State	2	1	Clinton	-	-
Fredonia	1	1	Columbia-Greene	1	1
Geneseo	1	1	Community College of the Finger Lakes	-	-
New Paltz	1	1	Corning	-	-
Old Westbury	-	-	Dutchess	-	-
Oneonta	3	3	Erie	-	-
Oswego	2	2	Fashion Institute	-	-
Plattsburgh	3	3	Fulton-Montgomery	1	1
Potsdam	1	1	Genesee	-	-
Purchase	-	-	Herkimer County	3	3
Health Sciences Centers	-	-	Hudson Valley	12	12
Upstate	-	-	Jamestown	-	-
Specialized Colleges	1	1	Jefferson	-	-
Environmental Science and Forestry	1	1	Mohawk Valley	2	2
Maritime	-	-	Monroe	-	-
Statutory Colleges	2	2	Nassau	-	-
Agriculture and Life Sciences	2	2	Niagara County	-	-
Ceramics	-	-	North Country	-	-
Human Ecology	-	-	Onondaga	-	-
Industrial and Labor Relations	-	-	Orange County	1	1
			Rockland	-	-
			Schenectady County	15	10
			Suffolk County	-	-
			Sullivan County	-	-
			Tompkins-Cortland	3	1
			Ulster County	-	-
			Westchester	1	-

^aInstitution located in this county.

TABLE 118--FIRST-TIME STUDENTS WHOSE
PERMANENT RESIDENCE IN FALL 1975 WAS
SCHUYLER COUNTY

Institution	Total	Full-time only	Institution	Total	Full-time only
State University total	139	122	Agriculturel and Technical Colleges	20	20
State-operated institutions	43	43	Alfred	9	9
University Centers	7	7	Canton	1	1
Albany	2	2	Cobleskill	3	3
Binghamton	1	1	Delhi	3	3
Buffalo	4	4	Farmingdale	-	-
Stony Brook	-	-	Morrisville	4	4
University Colleges	12	12	Community Colleges	96	79
Brockport	1	1	Adirondack	-	-
Buffalo	1	1	Broome	1	1
Cortland	-	-	Cayuga County	1	1
Empire State	-	-	Clinton	-	-
Fredonia	3	3	Columbia-Greene	-	-
Geneseo	3	3	Community College of the Finger Lakes	1	1
New Paltz	1	1	Corning	70	58
Old Westbury	-	-	Dutchess	-	-
Oneonta	-	-	Erie	1	1
Oswego	3	3	Fashion Institute	-	-
Plattsburgh	-	-	Fulton-Montgomery	-	-
Potsdam	-	-	Genesee	1	1
Purchase	-	-	Herkimer County	-	-
Health Sciences Centers	2	2	Hudson Valley	1	1
Upstate	2	2	Jamestown	-	-
Specialized Colleges	-	-	Jefferson	-	-
Environmental Science and Forestry	-	-	Mohawk Valley	-	-
Maritime	-	-	Monroe	1	1
Statutory Colleges	2	2	Nassau	-	-
Agriculture and Life Sciences	-	-	Niagara County	-	-
Ceramics	-	-	North Country	-	-
Human Ecology	2	2	Onondaga	-	-
Industrial and Labor Relations	-	-	Orange County	-	-
			Rockland	-	-
			Schenectady County	-	-
			Suffolk County	-	-
			Sullivan County	1	1
			Tompkins-Cortland	18	13
			Ulster County	-	-
			Westchester	-	-

TABLE 119--FIRST-TIME STUDENTS WHOSE
PERMANENT RESIDENCE IN FALL 1975 WAS
SENECA COUNTY

Institution	Total	Full-time only	Institution	Total	Full-time only
State University total	240	168	Agricultural and Technical Colleges	65	65
State-operated institutions	102	99	Alfred	38	38
University Centers	3	3	Canton	3	3
Albany	-	-	Cobleskill	8	8
Binghamton	-	-	Delhi	3	3
Buffalo	3	3	Farmingdale	-	-
Stony Brook	-	-	Morrisville	13	13
University Colleges	31	28	Community Colleges	138	69
Brockport	4	2	Adirondack	-	-
Buffalo	-	-	Broome	-	-
Cortland	4	4	Cayuga County	68	40
Empire State	2	1	Clinton	-	-
Fredonia	3	3	Columbia-Greene	-	-
Geneseo	12	12	Community College of the Finger Lakes	45	10
New Paltz	1	1	Corning	1	1
Old Westbury	-	-	Dutchess	-	-
Oneonta	-	-	Erie	-	-
Oswego	3	3	Fashion Institute	-	-
Plattsburgh	-	-	Fulton-Montgomery	-	-
Potsdam	2	2	Genesee	-	-
Purchase	-	-	Herkimer County	1	1
Health Sciences Centers	-	-	Hudson Valley	1	1
Upstate	-	-	Jamestown	-	-
Specialized Colleges	1	1	Jefferson	-	-
Environmental Science and Forestry	1	1	Mohawk Valley	3	3
Maritime	-	-	Monroe	3	3
Statutory Colleges	2	2	Nassau	-	-
Agriculture and Life Sciences	2	2	Niagara County	-	-
Ceramics	-	-	North Country	-	-
Human Ecology	-	-	Onondaga	1	1
Industrial and Labor Relations	-	-	Orange County	2	2
			Rockland	-	-
			Schenectady County	-	-
			Suffolk County	-	-
			Sullivan County	-	-
			Tompkins-Cortland	13	7
			Ulster County	-	-
			Westchester	-	-

76/752
ed

TABLE 120--FIRST-TIME STUDENTS WHOSE
PERMANENT RESIDENCE IN FALL 1975 WAS
STEUBEN COUNTY

Institution	Total	Full-time only	Institution	Total	Full-time only
State University total	872	749	Agricultural and Technical Colleges	184	174
State-operated institutions	303	290	Alfred	153	143
University Centers	18	18	Canton	5	5
Albany	4	4	Cobleskill	4	4
Binghamton	3	3	Delhi	6	6
Buffalo	10	10	Farmingdale	-	-
Stony Brook	1	1	Morrisville	16	16
University Colleges	81	79	Community Colleges	569	459
Brockport	13	13	Adirondack	-	-
Buffalo	1	1	Broome	1	1
Cortland	8	8	Cayuga County	-	-
Empire State	1	1	Clinton	-	-
Fredonia	10	10	Columbia-Greene	-	-
Geneseo	35	33	Community College of the Finger Lakes	24	16
New Paltz	2	2	Corning ^a	519	419
Old Westbury	-	-	Dutchess	-	-
Oneonta	2	2	Erie	1	1
Oswego	7	7	Fashion Institute	2	2
Plattsburgh	1	1	Fulton-Montgomery	-	-
Potsdam	1	1	Genesee	4	4
Purchase	-	-	Herkimer County	1	1
Health Sciences Centers	-	-	Hudson Valley	-	-
Upstate	-	-	Jamestown	-	-
Specialized Colleges	4	4	Jefferson	-	-
Environmental Science and Forestry	4	4	Mohawk Valley	1	1
Maritime	-	-	Monroe	14	12
Statutory Colleges	16	15	Nassau	-	-
Agriculture and Life Sciences	6	6	Niagara County	-	-
Ceramics	10	9	North Country	-	-
Human Ecology	-	-	Onondaga	1	1
Industrial and Labor Relations	-	-	Orange County	-	-
			Rockland	-	-
			Schenectady County	-	-
			Suffolk County	-	-
			Sullivan County	-	-
			Tompkins-Cortland	1	1
			Ulster County	-	-
			Westchester	-	-

^aInstitution located in this county.

TABLE 121--FIRST-TIME STUDENTS WHOSE
PERMANENT RESIDENCE IN FALL 1975 WAS
SUFFOLK COUNTY

Institution	Total	Full-time only	Institution	Total	Full-time only
State University total	11,680	8,133	Agricultural and Technical Colleges	3,642	1,568
State-operated institutions	6,080	3,935	Alfred	36	35
University Centers	1,041	1,032	Canton	17	17
Albany	180	180	Cobleskill	131	130
Binghamton	99	99	Delhi	114	112
Buffalo	104	104	Farmingdale	3,266	1,196
Stony Brook ^a	658	649	Morrisville	78	78
University Colleges	1,279	1,218	Community Colleges	5,600	4,198
Brockport	163	161	Adirondack	5	4
Buffalo	38	38	Broome	4	4
Cortland	112	111	Cayuga County	1	1
Empire State	55	23	Clinton	4	4
Fredonia	65	65	Columbia-Greene	2	2
Geneseo	115	114	Community College of the Finger Lakes	3	3
New Paltz	117	117	Corning	1	1
Old Westbury	75	54	Dutchess	13	12
Oneonta	199	197	Erie	3	3
Oswego	180	179	Fashion Institute	94	84
Plattsburgh	93	92	Fulton-Montgomery	20	20
Potsdam	50	50	Genesee	10	10
Purchase	17	17	Herkimer County	10	10
Health Sciences Centers	4	4	Hudson Valley	17	17
Upstate	4	4	Jamestown	-	-
Specialized Colleges	52	51	Jefferson	-	-
Environmental Science and Forestry	20	19	Mohawk Valley	25	24
Maritime	32	32	Monroe	1	-
Statutory Colleges	62	62	Nassau	123	81
Agriculture and Life Sciences	36	36	Niagara County	-	-
Ceramics	8	8	North Country	17	17
Human Ecology	8	8	Onondaga	4	3
Industrial and Labor Relations	10	10	Orange County	14	14
			Rockland	2	2
			Schenectady County	1	1
			Suffolk County ^a	5,106	3,767
			Sullivan County	104	102
			Tompkins-Cortland	9	8
			Ulster County	1	1
			Westchester	6	3

^aInstitutions located in this county.

TABLE 122--FIRST-TIME STUDENTS WHOSE
PERMANENT RESIDENCE IN FALL 1975 WAS
SULLIVAN COUNTY

Institution	Total	Full-time only	Institution	Total	Full-time only
State University total	708	469	Agricultural and Technical Colleges	57	56
State-operated institutions	175	173	Alfred	11	11
University Centers	40	40	Canton	1	1
Albany	13	13	Cobleskill	7	7
Binghamton	12	12	Delhi	33	32
Buffalo	10	10	Farmingdale	2	2
Stony Brook	5	5	Morrisville	3	3
University Colleges	68	67	Community Colleges	533	296
Brockport	15	15	Adirondack	-	-
Buffalo	3	3	Broome	3	3
Cortland	11	11	Cayuga County	-	-
Empire State	2	1	Clinton	-	-
Fredonia	6	6	Columbia-Greene	-	-
Geneseo	3	3	Community College of the Finger Lakes	-	-
New Paltz	11	11	Corning	-	-
Old Westbury	-	-	Dutchess	-	-
Oneonta	6	6	Erie	-	-
Oswego	7	7	Fashion Institute	2	2
Plattsburgh	1	1	Fulton-Montgomery	-	-
Potsdam	1	1	Genesee	1	1
Purchase	2	2	Herkimer County	3	3
Health Sciences Centers	-	-	Hudson Valley	4	4
Upstate	-	-	Jamestown	-	-
Specialized Colleges	3	3	Jefferson	-	-
Environmental Science and Forestry	2	2	Mohawk Valley	3	3
Maritime	1	1	Monroe	-	-
Statutory Colleges	7	7	Nassau	-	-
Agriculture and Life Sciences	3	3	Niagara County	-	-
Ceramics	1	1	North Country	-	-
Human Ecology	-	-	Onondaga	1	1
Industrial and Labor Relations	3	3	Orange County	108	75
			Rockland	-	-
			Schenectady County	-	-
			Suffolk County	-	-
			Sullivan County ^a	397	195
			Tompkins-Cortland	6	6
			Ulster County	5	3
			Westchester	-	-

^aInstitution located in this county.

TABLE 123--FIRST-TIME STUDENTS WHOSE
PERMANENT RESIDENCE IN FALL 1975 WAS
TIOGA COUNTY

Institution	Total	Full-time only	Institution	Total	Full-time only
State University total	421	336	Agricultural and Technical Colleges	90	90
State-operated institutions	205	191	Alfred	32	32
University Centers	50	37	Canton	3	3
Albany	6	5	Cobleskill	14	14
Binghamton	41	29	Delhi	25	25
Buffalo	3	3	Farmingdale	3	3
Stony Brook	-	-	Morrisville	13	13
University Colleges	56	55	Community Colleges	216	145
Brockport	11	11	Adirondack	-	-
Buffalo	3	3	Broome	102	84
Cortland	9	9	Cayuga County	1	1
Empire State	1	-	Clinton	-	-
Fredonia	3	3	Columbia-Greene	-	-
Geneseo	13	13	Community College of the Finger Lakes	-	-
New Paltz	1	1	Corning	15	15
Old Westbury	-	-	Dutchess	-	-
Oneonta	3	3	Erie	3	3
Oswego	5	5	Fashion Institute	1	1
Plattsburgh	-	-	Fulton-Montgomery	-	-
Potsdam	7	7	Genesee	-	-
Purchase	-	-	Herkimer County	1	1
Health Sciences Centers	1	1	Hudson Valley	1	1
Upstate	1	1	Jamestown	-	-
Specialized Colleges	3	3	Jefferson	-	-
Environmental Science and Forestry	3	3	Mohawk Valley	3	3
Maritime	-	-	Monroe	1	1
Statutory Colleges	5	5	Nassau	1	1
Agriculture and Life Sciences	2	2	Niagara County	-	-
Ceramics	-	-	North Country	-	-
Human Ecology	3	3	Onondaga	1	1
Industrial and Labor Relations	-	-	Orange County	-	-
			Rockland	-	-
			Schenectady County	-	-
			Suffolk County	-	-
			Sullivan County	6	6
			Tompkins-Cortland	80	27
			Ulster County	-	-
			Westchester	-	-

76/756
ed

TABLE 124--FIRST-TIME STUDENTS WHOSE
PERMANENT RESIDENCE IN FALL 1975 WAS
TOMPKINS COUNTY

Institution	Total	Full-time only	Institution	Total	Full-time only
State University total	891	480	Agricultural and Technical Colleges	44	43
State-operated institutions	195	191	Alfred	16	16
University Centers	14	14	Canton	-	-
Albany	5	5	Cobleskill	4	4
Binghamton	3	3	Delhi	13	13
Buffalo	4	4	Farmingdale	1	1
Stony Brook	2	2	Morrisville	10	9
University Colleges	75	72	Community Colleges	696	289
Brockport	11	11	Adirondack	-	-
Buffalo	-	-	Broome	2	2
Cortland	16	15	Cayuga County	10	10
Empire State	5	3	Clinton	-	-
Fredonia	4	4	Columbia-Greene	-	-
Geneseo	10	10	Community College of the Finger Lakes	1	1
New Paltz	1	1	Corning	3	3
Old Westbury	-	-	Dutchess	-	-
Oneonta	2	2	Erie	-	-
Oswego	12	12	Fashion Institute	1	1
Plattsburgh	5	5	Fulton-Montgomery	-	-
Potsdam	9	9	Genesee	1	1
Purchase	-	-	Herkimer County	-	-
Health Sciences Centers	-	-	Hudson Valley	2	2
Upstate	-	-	Jamestown	-	-
Specialized Colleges	-	-	Jefferson	-	-
Environmental Science and Forestry	-	-	Mohawk Valley	5	5
Maritime	-	-	Monroe	4	2
Statutory Colleges	62	62	Nassau	-	-
Agriculture and Life Sciences ^a	46	46	Niagara County	1	1
Ceramics	1	1	North Country	-	-
Human Ecology ^a	13	13	Onondaga	-	-
Industrial and Labor Relations ^a	2	2	Orange County	-	-
			Rockland	-	-
			Schenectady County	-	-
			Suffolk County	-	-
			Sullivan County	4	-
			Tompkins-Cortland ^b	662	261
			Ulster County	-	-
			Westchester	-	-

^aInstitutions located in this county.

^bTompkins-Cortland Community College is located in this county, but sponsored by Cortland and Tompkins Counties.

TABLE 125--FIRST-TIME STUDENTS WHOSE
PERMANENT RESIDENCE IN FALL 1975 WAS
ULSTER COUNTY

Institution	Total	Full-time only	Institution	Total	Full-time only
State University total	1,823	1,080	Agricultural and Technical Colleges	61	61
State-operated institutions	548	297	Alfred	5	5
University Centers	45	44	Canton	4	4
Albany	29	28	Cobleskill	21	21
Binghamton	5	5	Delhi	26	26
Buffalo	7	7	Farmingdale	2	2
Stony Brook	4	4	Morrisville	3	3
University Colleges	432	182	Community Colleges	1,275	783
Brockport	17	17	Adirondack	-	-
Buffalo	4	4	Broome	-	-
Cortland	20	20	Cayuga County	-	-
Empire State	5	2	Clinton	-	-
Fredonia	3	3	Columbia-Greene	6	5
Geneseo	10	10	Community College of the Finger Lakes	-	-
New Paltz ^a	320	73	Corning	1	1
Old Westbury	-	-	Dutchess	79	59
Oneonta	14	14	Erie	-	-
Oswego	5	5	Fashion Institute	6	6
Plattsburgh	19	19	Fulton-Montgomery	-	-
Potsdam	13	13	Genesee	-	-
Purchase	2	2	Herkimer County	-	-
Health Sciences Centers	-	-	Hudson Valley	15	15
Upstate	-	-	Jamestown	-	-
Specialized Colleges	2	2	Jefferson	-	-
Environmental Science and Forestry	1	1	Mohawk Valley	1	1
Maritime	1	1	Monroe	-	-
Statutory Colleges	8	8	Nassau	-	-
Agriculture and Life Sciences	5	5	Niagara County	-	-
Ceramics	1	1	North Country	3	3
Human Ecology	1	1	Onondaga	-	-
Industrial and Labor Relations	1	1	Orange County	29	16
			Rockland	-	-
			Schenectady County	1	-
			Suffolk County	-	-
			Sullivan County	10	10
			Tompkins-Cortland	-	-
			Ulster County ^a	1,124	667
			Westchester	-	-

^aInstitutions located in this county.

TABLE 126--FIRST-TIME STUDENTS WHOSE
PERMANENT RESIDENCE IN FALL 1975 WAS
WARREN COUNTY

Institution	Total	Full-time only	Institution	Total	Full-time only
State University total	915	272	Agricultural and Technical Colleges	30	30
State-operated institutions	83	80	Alfred	1	1
University Centers	11	9	Canton	12	12
Albany	8	6	Cobleskill	9	9
Binghamton	-	-	Delhi	5	5
Buffalo	3	3	Farmingdale	1	1
Stony Brook	-	-	Morrisville	2	2
University Colleges	41	40	Community Colleges	832	192
Brockport	3	3	Adirondack ^a	809	172
Buffalo	1	1	Broome	-	-
Cortland	1	1	Cayuga County	-	-
Empire State	2	1	Clinton	1	-
Fredonia	-	-	Columbia-Greene	-	-
Geneseo	-	-	Community College of the Finger Lakes	-	-
New Paltz	1	1	Corning	-	-
Old Westbury	-	-	Dutchess	-	-
Oneonta	-	-	Erie	-	-
Oswego	9	9	Fashion Institute	-	-
Plattsburgh	12	12	Fulton-Montgomery	-	-
Potsdam	12	12	Genesee	-	-
Purchase	-	-	Herkimer County	-	-
Health Sciences Centers	-	-	Hudson Valley	17	17
Upstate	-	-	Jamestown	-	-
Specialized Colleges	1	1	Jefferson	-	-
Environmental Science and Forestry	-	-	Mohawk Valley	-	-
Maritime	1	1	Monroe	-	-
Statutory Colleges	-	-	Nassau	-	-
Agriculture and Life Sciences	-	-	Niagara County	-	-
Ceramics	-	-	North Country	1	-
Human Ecology	-	-	Onondaga	-	-
Industrial and Labor Relations	-	-	Orange County	-	-
			Rockland	-	-
			Schenectady County	1	-
			Suffolk County	-	-
			Sullivan County	1	1
			Tompkins-Cortland	1	1
			Ulster County	1	1
			Westchester	-	-

^aInstitution located in this county but sponsored by Warren and Washington Counties.

TABLE 127--FIRST-TIME STUDENTS WHOSE
PERMANENT RESIDENCE IN FALL 1975 WAS
WASHINGTON COUNTY

Institution	Total	Full-time only	Institution	Total	Full-time only
State University total	1,263	259	Agricultural and Technical Colleges	52	52
State-operated institutions	113	111	Alfred	1	1
University Centers	12	11	Canton	7	7
Albany	10	9	Cobleskill	28	28
Binghamton	-	-	Delhi	6	6
Buffalo	1	1	Farmingdale	-	-
Stony Brook	1	1	Morrisville	10	10
University Colleges	45	44	Community Colleges	1,150	148
Brockport	5	5	Adirondack ^a	1,121	120
Buffalo	-	-	Broome	-	-
Cortland	2	2	Cayuga County	-	-
Empire State	2	1	Clinton	1	1
Fredonia	1	1	Columbia-Greene	1	1
Geneseo	3	3	Community College of the Finger Lakes	-	-
New Paltz	2	2	Corning	-	-
Old Westbury	-	-	Dutchess	-	-
Oneonta	1	1	Erie	1	1
Oswego	4	4	Fashion Institute	-	-
Plattsburgh	14	14	Fulton-Montgomery	1	1
Potsdam	10	10	Genesee	-	-
Purchase	1	1	Herkimer County	1	1
Health Sciences Centers	-	-	Hudson Valley	17	17
Upstate	-	-	Jamestown	-	-
Specialized Colleges	-	-	Jefferson	-	-
Environmental Science and Forestry	-	-	Mohawk Valley	1	1
Maritime	-	-	Monroe	-	-
Statutory Colleges	4	4	Nassau	-	-
Agriculture and Life Sciences	4	4	Niagara County	-	-
Ceramics	-	-	North Country	2	2
Human Ecology	-	-	Onondaga	-	-
Industrial and Labor Relations	-	-	Orange County	-	-
			Rockland	-	-
			Schenectady County	3	2
			Suffolk County	-	-
			Sullivan County	-	-
			Tompkins-Cortland	-	-
			Ulster County	1	1
			Westchester	-	-

^aLocated in Warren County but sponsored by Warren and Washington Counties.

TABLE 128--FIRST-TIME STUDENTS WHOSE
PERMANENT RESIDENCE IN FALL 1975 WAS
WAYNE COUNTY

Institution	Total	Full-time only	Institution	Total	Full-time only
State University total	608	400	Agricultural and Technical Colleges	91	89
State-operated institutions	202	195	Alfred	39	37
University Centers	11	11	Canton	12	12
Albany	3	3	Cobleskill	7	7
Binghamton	1	1	Delhi	7	7
Buffalo	7	7	Farmingdale	2	2
Stony Brook	-	-	Morrisville	24	24
University Colleges	88	83	Community Colleges	406	205
Brockport	14	13	Adirondack	1	1
Buffalo	2	2	Broome	1	1
Cortland	6	6	Cayuga County	57	45
Empire State	4	2	Clinton	-	-
Fredonia	9	9	Columbia-Greene	1	1
Geneseo	26	25	Community College of the Finger Lakes	218	84
New Paltz	-	-	Corning	1	1
Old Westbury	-	-	Dutchess	-	-
Oneonta	2	2	Erie	3	3
Oswego	14	13	Fashion Institute	-	-
Plattsburgh	2	2	Fulton-Montgomery	-	-
Potsdam	9	9	Genesee	-	-
Purchase	-	-	Herkimer County	-	-
Health Sciences Centers	2	2	Hudson Valley	2	2
Upstate	2	2	Jamestown	1	1
Specialized Colleges	3	3	Jefferson	1	1
Environmental Science and Forestry	3	3	Mohawk Valley	5	5
Maritime	-	-	Monroe	99	45
Statutory Colleges	7	7	Nassau	1	1
Agriculture and Life Sciences	6	6	Niagara County	2	2
Ceramics	-	-	North Country	-	-
Human Ecology	-	-	Onondaga	7	6
Industrial and Labor Relations	1	1	Orange County	4	4
			Rockland	-	-
			Schenectady County	-	-
			Suffolk County	-	-
			Sullivan County	-	-
			Tompkins-Cortland	2	2
			Ulster County	-	-
			Westchester	-	-

TABLE 129--FIRST-TIME STUDENTS WHOSE
PERMANENT RESIDENCE IN FALL 1975 WAS
WESTCHESTER COUNTY

Institution	Total	Full-time only	Institution	Total	Full-time only
State University total	4,590	3,326	Agricultural and Technical Colleges	384	382
State-operated institutions	1,839	1,756	Alfred	36	36
University Centers	401	397	Canton	13	12
Albany	161	157	Cobleskill	77	76
Binghamton	89	89	Delhi	148	148
Buffalo	75	75	Farmingdale	59	59
Stony Brook	76	76	Morrisville	51	51
University Colleges	976	899	Community Colleges	2,751	1,570
Brockport	131	129	Adirondack	3	3
Buffalo	30	29	Broome	1	1
Cortland	74	74	Cayuga County	-	-
Empire State	19	9	Clinton	1	1
Fredonia	36	36	Columbia-Greene	3	3
Geneseo	52	52	Community College of the Finger Lakes	2	2
New Paltz	132	116	Corning	3	3
Old Westbury	3	3	Dutchess	29	25
Oneonta	76	76	Erie	-	-
Oswego	122	121	Fashion Institute	86	48
Plattsburgh	59	58	Fulton-Montgomery	2	2
Potsdam	30	30	Genesee	7	7
Purchase ^a	212	166	Herkimer County	2	2
Health Sciences Centers	1	1	Hudson Valley	11	11
Upstate	1	1	Jamestown	-	-
Specialized Colleges	20	20	Jefferson	-	-
Environmental Science and Forestry	6	6	Mohawk Valley	12	12
Maritime	14	14	Monroe	4	4
Statutory Colleges	57	57	Nassau	2	2
Agriculture and Life Sciences	24	24	Niagara County	-	-
Ceramics	7	7	North Country	3	3
Human Ecology	14	14	Onondaga	1	-
Industrial and Labor Relations	12	12	Orange County	19	19
			Rockland	53	25
			Schenectady County	1	-
			Suffolk County	-	-
			Sullivan County	48	48
			Tompkins-Cortland	7	4
			Ulster County	-	-
			Westchester ^a	2,451	1,345

^aInstitutions located in this county.

TABLE 130--FIRST-TIME STUDENTS WHOSE
PERMANENT RESIDENCE IN FALL 1975 WAS
WYOMING COUNTY

Institution	Total	Full-time only	Institution	Total	Full-time only
State University total	267	191	Agricultural and Technical Colleges	44	43
State-operated institutions	107	90	Alfred	33	33
University Centers	14	13	Canton	2	1
Albany	3	3	Cobleskill	2	2
Binghamton	1	1	Delhi	4	4
Buffalo	10	9	Farmingdale	1	1
Stony Brook	-	-	Morrisville	2	2
University Colleges	47	32	Community Colleges	160	101
Brockport	5	4	Adirondack	-	-
Buffalo	2	1	Broome	1	1
Cortland	3	3	Cayuga County	-	-
Empire State	3	1	Clinton	-	-
Fredonia	9	3	Columbia-Greene	-	-
Geneseo	17	12	Community College of the Finger Lakes	6	6
New Paltz	-	-	Corning	-	-
Old Westbury	-	-	Dutchess	-	-
Oneonta	1	1	Erie	21	11
Oswego	4	4	Fashion Institute	-	-
Plattsburgh	-	-	Fulton-Montgomery	-	-
Potsdam	3	3	Genesee	113	67
Purchase	-	-	Herkimer County	1	1
Health Sciences Centers	-	-	Hudson Valley	1	1
Upstate	-	-	Jamestown	2	2
Specialized Colleges	2	2	Jefferson	-	-
Environmental Science and Forestry	2	2	Mohawk Valley	6	6
Maritime	-	-	Monroe	5	2
Statutory Colleges	-	-	Nassau	-	-
Agriculture and Life Sciences	-	-	Niagara County	3	3
Ceramics	-	-	North Country	-	-
Human Ecology	-	-	Onondaga	1	1
Industrial and Labor Relations	-	-	Orange County	-	-
			Rockland	-	-
			Schenectady County	-	-
			Suffolk County	-	-
			Sullivan County	-	-
			Tompkins-Cortland	-	-
			Ulster County	-	-
			Westchester	-	-

TABLE 131--FIRST-TIME STUDENTS WHOSE
PERMANENT RESIDENCE IN FALL 1975 WAS
YATES COUNTY

Institution	Total	Full-time only	Institution	Total	Full-time only
State University total	172	124	Agricultural and Technical Colleges	27	27
State-operated institutions	49	49	Alfred	18	18
University Centers	2	2	Canton	1	1
Albany	1	1	Cobleskill	2	2
Binghamton	-	-	Delhi	-	-
Buffalo	1	1	Farmingdale	-	-
Stony Brook	-	-	Morrisville	6	6
University Colleges	13	13	Community Colleges	123	75
Brockport	2	2	Adirondack	1	1
Buffalo	1	1	Broome	-	-
Cortland	2	2	Cayuga County	10	10
Empire State Fredonia	-	-	Clinton	-	-
Geneseo	2	2	Columbia-Greene	-	-
New Paltz	-	-	Community College of the Finger Lakes	82	36
Old Westbury	-	-	Corning	13	11
Oneonta	-	-	Dutchess	-	-
Oswego	3	3	Erie	1	1
Plattsburgh	-	-	Fashion Institute	-	-
Potsdam	3	3	Fulton-Montgomery	-	-
Purchase	-	-	Genesee	-	-
Health Sciences Centers	-	-	Herkimer County	2	2
Upstate	-	-	Hudson Valley	-	-
Specialized Colleges	2	2	Jamestown	-	-
Environmental Science and Forestry	2	2	Jefferson	-	-
Maritime	-	-	Mohawk Valley	-	-
Statutory Colleges	5	5	Monroe	9	9
Agriculture and Life Sciences	4	4	Nassau	-	-
Ceramics	1	1	Niagara County	-	-
Human Ecology	-	-	North Country	1	1
Industrial and Labor Relations	-	-	Onondaga	-	-
			Orange County	-	-
			Rockland	-	-
			Schenectady County	-	-
			Suffolk County	-	-
			Sullivan County	-	-
			Tompkins-Cortland	4	4
			Ulster County	-	-
			Westchester	-	-

76/764
ed

TABLE 132--FIRST-TIME STUDENTS WHOSE
PERMANENT RESIDENCE IN FALL 1975 WAS
REST OF THE UNITED STATES

Institution	Total	Full-time only	Institution	Total	Full-time only
State University total	1,656	1,324	Agricultural and Technical Colleges	347	344
State-operated institutions	906	853	Alfred	42	40
University Centers	96	94	Canton	6	6
Albany	18	17	Cobleskill	59	59
Binghamton	20	19	Delhi	66	65
Buffalo	30	30	Farmingdale	133	133
Stony Brook	28	28	Morrisville	41	41
University Colleges	224	176	Community Colleges	750	471
Brockport	16	16	Adirondack	75	3
Buffalo	8	8	Broome	41	28
Cortland	16	16	Cayuga County	8	5
Empire State	10	7	Clinton	1	1
Fredonia	8	8	Columbia-Greene	4	4
Geneseo	7	7	Community College of the Finger Lakes	4	1
New Paltz	26	26	Corning	12	9
Old Westbury	1	1	Dutchess	4	3
Oneonta	6	6	Erie	9	9
Oswego	15	15	Fashion Institute	347	234
Plattsburgh	17	11	Fulton-Montgomery	3	3
Potsdam	18	18	Genesee	12	10
Purchase	76	37	Herkimer County	5	5
Health Sciences Centers	4	4	Hudson Valley	66	59
Upstate	4	4	Jamestown	53	44
Specialized Colleges	80	80	Jefferson	-	-
Environmental Science and Forestry	33	33	Mohawk Valley	4	4
Maritime	47	47	Monroe	7	7
Statutory Colleges	155	155	Nassau	4	3
Agriculture and Life Sciences	71	71	Niagara County	2	2
Ceramics	30	30	North Country	1	1
Human Ecology	42	42	Onondaga	-	-
Industrial and Labor Relations	12	12	Orange County	24	12
			Rockland	32	3
			Schenectady County	5	4
			Suffolk County	-	-
			Sullivan County	13	13
			Tompkins-Cortland	4	3
			Ulster County	-	-
			Westchester	10	1

76/765
ed

TABLE 133--FIRST-TIME STUDENTS WHOSE
PERMANENT RESIDENCE IN FALL 1975 WAS
A FOREIGN COUNTRY

Institution	Total	Full-time only	Institution	Total	Full-time only
State University total	446	398	Agricultural and Technical Colleges	35	29
State-operated institutions	280	268	Alfred	3	3
University Centers	55	55	Canton	-	-
Albany	17	17	Cobleskill	6	-
Binghamton	16	16	Delhi	5	5
Buffalo	13	13	Farmingdale	19	19
Stony Brook	9	9	Morrisville	2	2
University Colleges	118	112	Community Colleges	166	130
Brockport	16	15	Adirondack	2	1
Buffalo	23	23	Broome	1	-
Cortland	3	3	Cayuga County	1	1
Empire State	13	9	Clinton	-	-
Fredonia	3	3	Columbia-Greene	-	-
Geneseo	9	9	Community College of the Finger Lakes	-	-
New Paltz	8	8	Corning	5	4
Old Westbury	19	19	Dutchess	-	-
Oneonta	11	11	Erie	10	10
Oswego	1	1	Fashion Institute	26	21
Plattsburgh	1	-	Fulton-Montgomery	2	2
Potsdam	4	4	Genesee	2	2
Purchase	7	7	Herkimer County	1	1
Health Sciences Centers	-	-	Hudson Valley	2	2
Upstate	-	-	Jamestown	2	1
Specialized Colleges	47	47	Jefferson	-	-
Environmental Science and Forestry	1	1	Mohawk Valley	4	4
Maritime	46	46	Monroe	7	7
Statutory Colleges	25	25	Nassau	40	23
Agriculture and Life Sciences	18	18	Niagara County	4	3
Ceramics	5	5	North Country	2	1
Human Ecology	2	2	Onondaga	8	8
Industrial and Labor Relations	-	-	Orange County	13	13
			Rockland	-	-
			Schenectady County	1	1
			Suffolk County	6	4
			Sullivan County	-	-
			Tompkins-Cortland	14	10
			Ulster County	2	-
			Westchester	11	11

PART FOUR
RELATED SUMMARIES

TABLE 134
 FULL-TIME, FIRST-TIME UNDERGRADUATE CREDIT COURSE
 STUDENTS BY HIGH SCHOOL STATUS
 STATE UNIVERSITY OF NEW YORK, FALL 1975

Institution	Total	High school graduation year (excluding holders of G.E.D. ^a)					G.E.D. holders ^a	Without high school diploma concurrently enrolled in a secondary school	Without high school diploma not concurrently enrolled in a secondary school	Unknown
		1975	1974	1973	1972	1971 or earlier				
State University total	71,898	57,478	5,568	1,899	1,018	3,465	1,216	400	778	76
State-operated institutions	34,857	30,367	2,313	533	280	841	143	150	164	66
University Centers	8,176	7,442	238	76	31	282	23	16	68	-
Albany	2,147	2,013	42	10	3	12	11	-	56	-
Binghamton	1,368	1,291	30	11	1	15	8	10	2	-
Buffalo	2,827	2,431	96	43	24	233	b/4	b/6	b/10	-
Stony Brook	1,834	1,707	70	12	3	22				-
University Colleges	13,678	12,032	544	187	148	385	101	134	81	66
Brockport	2,025	1,847	84	22	14	47	8	3	-	-
Buffalo	1,432	1,317	37	9	7	10	6	-	46	-
Cortland	1,093	1,050	33	3	2	4	1	-	-	-
Empire State	244	3	6	9	8	202	14	2	-	-
Fredonia	859	795	39	6	6	4	3	-	6	-
Geneseo	1,324	1,265	42	5	3	-	8	-	1	-
New Paltz	1,085	932	70	9	5	13	18	-	-	38
Old Westbury	288	47	48	63	63	53	14	-	-	-
Oneonta	1,022	974	25	7	5	6	5	-	-	-
Oswego	1,956	1,627	110	37	28	9	9	129	7	-
Plattsburgh	968	906	34	5	-	12	-	-	11	-
Potsdam	987	987	-	-	-	-	-	-	-	-
Purchase	395	282	16	12	7	25	15	-	10	28
Utica/Rome ^c	-	-	-	-	-	-	-	-	-	-
Health Sciences Centers	76	68	4	3	1	-	-	-	-	-
Buffalo ^c	-	-	-	-	-	-	-	-	-	-
Downstate ^c	-	-	-	-	-	-	-	-	-	-
Stony Brook ^c	-	-	-	-	-	-	-	-	-	-
Upstate	76	68	4	3	1	-	-	-	-	-

^aGeneral Equivalency Diploma.

^bInformation unknown.

^cCollege does not offer course of study to first-time students.

76/264-1

cjr

TABLE 134
 FULL-TIME, FIRST-TIME UNDERGRADUATE CREDIT COURSE
 STUDENTS BY HIGH SCHOOL STATUS
 STATE UNIVERSITY OF NEW YORK, FALL 1975
 (Continued)

Institution	Total	High school graduation year (excluding holders of G.E.D.)					G.E.D. holders	Without high school diploma concurrently enrolled in a secondary school	Without high school diploma not concurrently enrolled in a secondary school	Unknown
		1975	1974	1973	1972	1971 or earlier				
Specialized Colleges	575	555	13	1	1	5	-	-	-	-
Environmental Science and Forestry	309	291	11	1	1	5	-	-	-	-
Maritime ^a	266	264	2	-	-	-	-	-	-	-
Optometry ^a	-	-	-	-	-	-	-	-	-	-
Statutory Colleges	1,063	951	76	17	6	13	-	-	-	-
Agriculture and Life Sciences	581	518	56	5	1	1	-	-	-	-
Ceramics	127	96	11	8	5	7	-	-	-	-
Human Ecology	231	213	9	4	-	5	-	-	-	-
Industrial and Labor Relations	124	124	-	-	-	-	-	-	-	-
Veterinary Medicine ^a	-	-	-	-	-	-	-	-	-	-
Agricultural and Technical Colleges	11,289	9,319	1,438	249	93	156	19	-	15	-
Alfred	1,988	1,669	179	60	20	60	-	-	-	-
Canton	1,074	931	84	25	13	8	13	-	-	-
Cobleskill	1,414	1,251	87	16	14	38	-	-	8	-
Delhi	1,404	1,204	100	41	13	39	-	-	7	-
Farmingdale	4,035	3,180	801	44	6	4	-	-	-	-
Morrisville	1,374	1,084	187	63	27	7	6	-	-	-
Community Colleges	37,041	27,111	3,255	1,366	738	2,624	1,073	250	614	10
Adirondack	499	373	40	17	12	32	10	14	1	-
Broome	1,210	1,021	88	17	16	43	15	-	-	10
Cayuga County	720	517	74	42	33	23	21	1	9	-
Clinton	340	167	27	18	16	94	13	1	4	-
Columbia-Greene	288	221	12	9	3	16	12	13	2	-
Community College of the Finger Lakes	579	320	105	37	21	96	-	-	-	-
Corning	983	570	71	43	25	121	98	6	49	-
Dutchess	1,157	864	89	24	23	65	17	41	34	-

^aCollege does not offer course of study to first-time students.

TABLE 134
 FULL-TIME, FIRST-TIME UNDERGRADUATE CREDIT COURSE
 STUDENTS BY HIGH SCHOOL STATUS
 STATE UNIVERSITY OF NEW YORK, FALL 1975
 (Continued)

Institution	Total	High school graduation year (excluding holders of G.E.D.)					G.E.D. holders	Without high school diploma concurrently enrolled in a secondary school	Without high school diploma not concurrently enrolled in a secondary school	Unknown
		1975	1974	1973	1972	1971 or earlier				
Community Colleges (continued)										
Erie	3,032	1,804	504	301	73	143	198	2	7	-
City	314	89	10	5	5	49	150	-	6	-
North	2,108	1,286	425	270	60	50	17	-	-	-
South	610	429	69	26	8	44	31	2	1	-
Fashion Institute	1,015	893	51	20	11	20	20	-	-	-
Fulton-Montgomery	512	316	45	19	9	50	5	41	27	-
Genesee	902	522	40	25	16	106	118	6	69	-
Herkimer County	555	461	31	10	5	28	13	-	7	-
Hudson Valley	2,133	1,551	268	69	35	192	18	-	-	-
Jamestown	736	470	60	26	18	96	19	5	42	-
Jefferson	450	306	37	18	11	53	16	3	6	-
Mohawk Valley	1,583	1,306	91	29	21	91	23	12	10	-
Monroe	2,275	1,666	194	57	26	81	70	17	164	-
Nassau	4,502	3,904	213	68	34	211	67	1	4	-
Niagara County	1,515	1,107	125	46	32	170	35	-	-	-
North Country	283	178	24	10	13	35	16	-	7	-
Onondaga	1,371	976	125	63	36	148	22	1	-	-
Orange County	1,158	888	88	35	19	72	41	11	4	-
Rockland	1,300	956	47	39	37	83	42	-	96	-
Schenectady County	539	303	58	32	14	99	16	-	17	-
Suffolk County	3,774	3,023	432	140	90	55	34	-	-	-
Selden	3,249	2,620	370	120	72	43	24	-	-	-
Western	525	403	62	20	18	12	10	-	-	-
Sullivan County	732	530	73	38	17	43	12	10	9	-
Tompkins-Cortland	562	269	108	31	15	100	4	28	7	-
Ulster County	708	443	42	36	26	64	36	37	24	-
Westchester	1,628	1,186	93	47	31	194	62	-	15	-

- 147 -

TABLE 135
 PERCENT DISTRIBUTION OF FULL-TIME, FIRST-TIME UNDERGRADUATE
 CREDIT COURSE STUDENTS BY HIGH SCHOOL STATUS
 STATE UNIVERSITY OF NEW YORK, FALL 1975

Institution	Total	High school graduation year (excluding holders of G.E.D. ^a)					G.E.D. holders ^a	Without high school diploma concurrently enrolled in a secondary school	Without high school diploma not concurrently enrolled in a secondary school	Unknown
		1975	1974	1973	1972	1971 or earlier				
State University total	100.0	80.0	7.7	2.6	1.4	4.8	1.7	0.6	1.1	0.1
State-operated institutions	100.0	87.2	6.6	1.5	0.8	2.4	0.4	0.4	0.5	0.2
University Centers	100.0	91.1	2.9	0.9	0.4	3.4	0.3	0.2	0.8	-
Albany	100.0	93.7	2.0	0.5	0.1	0.6	0.5	-	2.6	-
Binghamton	100.0	94.4	2.2	0.8	0.1	1.1	0.6	0.7	0.1	-
Buffalo	100.0	86.1	3.4	1.5	0.8	8.2	b/	b/	b/	-
Stony Brook	100.0	93.1	3.8	0.7	0.2	1.2	0.2	0.3	0.5	-
University Colleges	100.0	87.9	4.0	1.4	1.1	2.8	0.7	1.0	0.6	0.5
Brockport	100.0	91.3	4.1	1.1	0.7	2.3	0.4	0.1	-	-
Buffalo	100.0	92.0	2.6	0.6	0.5	0.7	0.4	-	3.2	-
Cortland	100.0	96.0	3.0	0.3	0.2	0.4	0.1	-	-	-
Empire State	100.0	1.2	2.5	3.7	3.3	82.8	5.7	0.8	-	-
Fredonia	100.0	92.6	4.5	0.7	0.7	0.5	0.3	-	0.7	-
Geneseo	100.0	95.5	3.2	0.4	0.2	-	0.6	-	0.1	-
New Paltz	100.0	85.8	6.5	0.8	0.5	1.2	1.7	-	-	3.5
Old Westbury	100.0	16.3	16.7	21.9	21.9	18.3	4.9	-	-	-
Oneonta	100.0	95.3	2.4	0.7	0.5	0.6	0.5	-	-	-
Oswego	100.0	83.1	5.6	1.9	1.4	0.5	0.5	6.6	0.4	-
Plattsburgh	100.0	93.7	3.5	0.5	-	1.2	-	-	1.1	-
Potsdam	100.0	100.0	-	-	-	-	-	-	-	-
Purchase	100.0	71.4	4.1	3.0	1.8	6.3	3.8	-	2.5	7.1
Utica/Rome	-	-	-	-	-	-	-	-	-	-
Health Sciences Centers	100.0	89.5	5.3	3.9	1.3	-	-	-	-	-
Buffalo ^c	-	-	-	-	-	-	-	-	-	-
Downstate ^c	-	-	-	-	-	-	-	-	-	-
Stony Brook ^c	-	-	-	-	-	-	-	-	-	-
Upstate	100.0	89.5	5.3	3.9	1.3	-	-	-	-	-

^aGeneral Equivalency Diploma.

^bInformation unknown.

^cCollege does not offer course of study to first-time students.

TABLE 135
 PERCENT DISTRIBUTION OF FULL-TIME, FIRST-TIME UNDERGRADUATE
 CREDIT COURSE STUDENTS BY HIGH SCHOOL STATUS
 STATE UNIVERSITY OF NEW YORK, FALL 1975
 (Continued)

Institution	Total	High school graduation year (excluding holders of G.E.D.)					G.E.D. holders	Without high school diploma concurrently enrolled in a secondary school	Without high school diploma not concurrently enrolled in a secondary school	Unknown
		1975	1974	1973	1972	1971 or earlier				
Specialized Colleges	100.0	96.4	2.3	0.2	0.2	0.9	-	-	-	-
Environmental Science and Forestry	100.0	94.2	3.6	0.3	0.3	1.6	-	-	-	-
Maritime Optometry ^a	100.0	99.2	0.8	-	-	-	-	-	-	-
-	-	-	-	-	-	-	-	-	-	-
Statutory Colleges	100.0	89.5	7.1	1.6	0.6	1.2	-	-	-	-
Agriculture and Life Sciences	100.0	89.1	9.6	0.9	0.2	0.2	-	-	-	-
Ceramics	100.0	75.6	8.7	6.3	3.9	5.5	-	-	-	-
Human Ecology	100.0	92.2	3.9	1.7	-	2.2	-	-	-	-
Industrial and Labor Relations	100.0	100.0	-	-	-	-	-	-	-	-
Veterinary Medicine ^a	-	-	-	-	-	-	-	-	-	-
Agricultural and Technical Colleges	100.0	82.6	12.7	2.2	0.8	1.4	0.2	-	0.1	-
Alfred	100.0	84.0	9.0	3.0	1.0	3.0	-	-	-	-
Canton	100.0	86.8	7.8	2.3	1.2	0.7	1.2	-	-	-
Cobleskill	100.0	88.4	6.2	1.1	1.0	2.7	-	-	0.6	-
Delhi	100.0	85.8	7.1	2.9	0.9	2.8	-	-	0.5	-
Farmingdale	100.0	78.8	19.9	1.1	0.1	0.1	-	-	-	-
Morrisville	100.0	78.9	13.6	4.6	2.0	0.5	0.4	-	-	-
Community Colleges	100.0	73.1	8.8	3.7	2.0	7.1	2.9	0.7	1.7	*
Adirondack	100.0	74.8	8.0	3.4	2.4	6.4	2.0	2.8	0.2	-
Broome	100.0	84.4	7.3	1.4	1.3	3.6	1.2	-	-	0.8
Cayuga County	100.0	71.8	10.3	5.8	4.6	3.2	2.9	0.1	1.3	-
Clinton	100.0	49.2	7.9	5.3	4.7	27.6	3.8	0.3	1.2	-
Columbia-Greene	100.0	76.7	4.2	3.1	1.0	5.6	4.2	4.5	0.7	-
Community College of the Finger Lakes	100.0	55.3	18.1	6.4	3.6	16.6	-	-	-	-
Corning	100.0	58.0	7.2	4.4	2.5	12.3	10.0	0.6	5.0	-
Dutchess	100.0	74.7	7.7	2.1	2.0	5.6	1.5	3.5	2.9	-

^a College does not offer course of study to first-time students.

*Less than 0.05%.

76/265-2

cjr

- 149 -

TABLE 135
 PERCENT DISTRIBUTION OF FULL-TIME, FIRST-TIME UNDERGRADUATE
 CREDIT COURSE STUDENTS BY HIGH SCHOOL STATUS
 STATE UNIVERSITY OF NEW YORK, FALL 1975
 (Continued)

Institution	Total	High school graduation year (excluding holders of G.E.D.)					G.E.D. holders	Without high school diploma concurrently enrolled in a secondary school	Without high school diploma not concurrently enrolled in a secondary school	Unknown
		1975	1974	1973	1972	1971 or earlier				
	%	%	%	%	%	%	%	%	%	
Community Colleges (continued)										
Erie	100.0	59.6	16.6	9.9	2.4	4.7	6.5	0.1	0.2	-
City	100.0	28.3	3.2	1.6	1.6	15.6	47.8	-	1.9	-
North	100.0	61.0	20.2	12.8	2.8	2.4	0.8	-	-	-
South	100.0	70.3	11.3	4.3	1.3	7.2	5.1	0.3	0.2	-
Fashion Institute	100.0	87.9	5.0	2.0	1.1	2.0	2.0	-	-	-
Fulton-Montgomery	100.0	61.6	8.8	3.7	1.8	9.8	1.0	8.0	5.3	-
Genesee	100.0	57.8	4.4	2.8	1.8	11.8	13.1	0.7	7.6	-
Herkimer County	100.0	83.1	5.6	1.8	0.9	5.0	2.3	-	1.3	-
Hudson Valley	100.0	72.8	12.6	3.2	1.6	9.0	0.8	-	-	-
Jamestown	100.0	63.9	8.2	3.5	2.4	13.0	2.6	0.7	5.7	-
Jefferson	100.0	68.0	8.2	4.0	2.4	11.8	3.6	0.7	1.3	-
Mohawk Valley	100.0	82.6	5.7	1.8	1.3	5.7	1.5	0.8	0.6	-
Monroe	100.0	73.3	8.5	2.5	1.1	3.6	3.1	0.7	7.2	-
Nassau	100.0	86.7	4.7	1.5	0.8	4.7	1.5	*	0.1	-
Niagara County	100.0	73.1	8.3	3.0	2.1	11.2	2.3	-	-	-
North Country	100.0	62.8	8.5	3.5	4.6	12.4	5.7	-	2.5	-
Onondaga	100.0	71.2	9.1	4.6	2.6	10.8	1.6	0.1	-	-
Orange County	100.0	76.9	7.6	3.0	1.6	6.2	3.5	0.9	0.3	-
Rockland	100.0	73.6	3.6	3.0	2.8	6.4	3.2	-	7.4	-
Schenectady County	100.0	56.1	10.8	5.9	2.6	18.4	3.0	-	3.2	-
Suffolk County	100.0	80.1	11.4	3.7	2.4	1.5	0.9	-	-	-
Selden	100.0	80.7	11.4	3.7	2.2	1.3	0.7	-	-	-
Western	100.0	76.8	11.8	3.8	3.4	2.3	1.9	-	-	-
Sullivan County	100.0	72.4	10.0	5.2	2.3	5.9	1.6	1.4	1.2	-
Tompkins-Cortland	100.0	47.9	19.2	5.5	2.7	17.8	0.7	5.0	1.2	-
Ulster County	100.0	62.6	5.9	5.1	3.7	9.0	5.1	5.2	3.4	-
Westchester	100.0	72.9	5.7	2.9	1.9	11.9	3.8	-	0.9	-

*Less than 0.05%.

76/265-3
 cjr

TABLE 136
 FULL-TIME, FIRST-TIME UNDERGRADUATE CREDIT
 COURSE STUDENTS BY AGE GROUP, FALL 1975
 STATE UNIVERSITY OF NEW YORK

Institution	All ages	Under 15 (born 1961 or later)	15-16 (1959- 1960)	17-19 (1956- 1958)	20-24 (1951- 1955)	25-29 (1946- 1950)	30 & over (1945 & earlier)	Unknown
State University total	71,898	22	238	60,132	7,219	2,353	1,818	116
State-operated institutions	34,857	4	159	31,452	2,418	370	352	102
University Centers	8,176	1	80	7,473	359	117	86	60
Albany	2,147	-	13	1,985	106	30	13	-
Binghamton	1,368	1	48	1,273	37	8	1	-
Buffalo	2,827	-	5	2,452	171	72	67	60
Stony Brook	1,834	-	14	1,763	45	7	5	-
University Colleges	13,678	2	24	12,647	592	171	200	42
Brockport	2,025	-	4	1,919	66	15	8	13
Buffalo	1,432	-	11	1,383	32	4	2	-
Cortland	1,093	-	1	1,076	12	3	1	-
Empire State	244	-	1	2	42	60	139	-
Fredonia	859	1	-	831	24	2	-	1
Geneseo	1,324	-	1	1,257	66	-	-	-
New Paltz	1,085	-	4	999	76	6	-	-
Old Westbury	288	-	-	100	109	49	30	-
Oneonta	1,022	-	-	999	20	2	1	-
Oswego	1,956	-	2	1,905	37	9	3	-
Plattsburgh	968	1	-	948	12	5	2	-
Potsdam	987	-	-	947	39	1	-	-
Purchase	395	-	-	281	57	15	14	28
Utica/Rome	-	-	-	-	-	-	-	-

76/257-1

cjr

- 151 -

TABLE 136
 FULL-TIME, FIRST-TIME UNDERGRADUATE CREDIT
 COURSE STUDENTS BY AGE GROUP, FALL 1975
 STATE UNIVERSITY OF NEW YORK
 (Continued)

Institution	All ages	Under 15 (born 1961 or later)	15-16 (1959- 1960)	17-19 (1956- 1958)	20-24 (1951- 1955)	25-29 (1946- 1950)	30 & over (1945 & earlier)	Unknown
Health Sciences Centers	76	-	-	72	4	-	-	-
Buffalo	-	-	-	-	-	-	-	-
Downstate	-	-	-	-	-	-	-	-
Stony Brook	-	-	-	-	-	-	-	-
Upstate	76	-	-	72	4	-	-	-
Specialized Colleges	575	-	1	566	7	-	1	-
Environmental Science and Forestry	309	-	1	305	2	-	1	-
Maritime	266	-	-	261	5	-	-	-
Optometry	-	-	-	-	-	-	-	-
Statutory Colleges	1,063	1	2	1,021	28	5	6	-
Agriculture and Life Sciences	581	1	2	565	9	3	1	-
Ceramics	127	-	-	115	9	-	3	-
Human Ecology	231	-	-	218	9	2	2	-
Industrial and Labor Relations	124	-	-	123	1	-	-	-
Veterinary Medicine	-	-	-	-	-	-	-	-

TABLE 136
 FULL-TIME, FIRST-TIME UNDERGRADUATE CREDIT
 COURSE STUDENTS BY AGE GROUP, FALL 1975
 STATE UNIVERSITY OF NEW YORK
 (Continued)

Institution	All ages	Under 15 (born 1961 or later)	15-16 (1959- 1960)	17-19 (1956- 1958)	20-24 (1951- 1955)	25-29 (1946- 1950)	30 & over (1945 & earlier)	Unknown
Agricultural and Technical Colleges	11,289	-	52	9,673	1,428	77	59	-
Alfred	1,988	-	1	1,794	140	27	26	-
Canton	1,074	-	-	971	83	12	8	-
Cobleskill	1,414	-	21	1,322	63	5	3	-
Delhi	1,404	-	1	1,253	130	12	8	-
Farmingdale	4,035	-	-	3,180	851	4	-	-
Morrisville	1,374	-	29	1,153	161	17	14	-
Community Colleges	37,041	18	79	28,680	4,801	1,983	1,466	14
Adirondack	499	-	-	409	65	15	10	-
Broome	1,210	-	-	1,091	80	21	8	10
Cayuga County	720	-	-	598	86	23	13	-
Clinton	340	-	-	174	74	28	64	-
Columbia-Greene Community College of the Finger Lakes	288 579	- 5	1 2	242 424	33 95	9 31	3 22	- -
Corning	983	1	4	688	163	62	65	-
Dutchess	1,157	-	-	985	114	36	22	-
Erie	3,032	-	-	1,643	650	595	144	-
City	314	-	-	130	89	69	26	-
North	2,108	-	-	1,000	500	500	108	-
South	610	-	-	513	61	26	10	-
Fashion Institute	1,015	-	-	782	203	20	10	-

76/257-3

cjr

- 153 -

TABLE 136
 FULL-TIME, FIRST-TIME UNDERGRADUATE CREDIT
 COURSE STUDENTS BY AGE GROUP, FALL 1975
 STATE UNIVERSITY OF NEW YORK
 (Continued)

Institution	All ages	Under 15 (born 1961 or later)	15-16 (1959- 1960)	17-19 (1956- 1958)	20-24 (1951- 1955)	25-29 (1946- 1950)	30 & over (1945 & earlier)	Unknown
Community Colleges (continued)								
Fulton-Montgomery	512	4	-	379	83	22	24	-
Genesee	902	-	1	574	125	97	105	-
Herkimer County	555	-	-	481	59	11	4	-
Hudson Valley	2,133	-	3	1,739	288	62	41	-
Jamestown	736	1	-	527	122	45	37	4
Jefferson	450	-	-	340	70	17	23	-
Mohawk Valley	1,583	-	1	1,378	140	32	32	-
Monroe	2,275	3	30	1,919	206	65	52	-
Nassau	4,502	-	15	4,116	206	58	107	-
Niagara County	1,515	-	2	1,186	209	99	19	-
North Country	283	-	-	194	53	12	24	-
Onondaga	1,371	-	-	617	356	192	206	-
Orange County	1,158	-	-	978	116	21	43	-
Rockland	1,300	4	3	1,088	92	26	87	-
Schenectady County	539	-	-	318	114	48	59	-
Suffolk County	3,774	-	13	2,997	458	185	121	-
Selden	3,249	-	10	2,597	386	160	96	-
Western	525	-	3	400	72	25	25	-
Sullivan County	732	-	4	594	85	23	26	-
Tompkins-Cortland	562	-	-	296	175	50	41	-
Ulster County	708	-	-	529	106	39	34	-
Westchester	1,628	-	-	1,394	175	39	20	-

- 154 -

172

173

76/257-4
 cjr



TABLE 137
 PER CENT DISTRIBUTION OF FULL-TIME, FIRST-TIME UNDERGRADUATE
 CREDIT COURSE STUDENTS BY AGE GROUP, FALL 1975
 STATE UNIVERSITY OF NEW YORK

Institution	All ages	Under 15 (born 1961 or later)	15-16 (1959- 1960)	17-19 (1956- 1958)	20-24 (1951- 1955)	25-29 (1946- 1950)	30 & over (1945 & earlier)	Unknown
	%	%	%	%	%	%	%	%
State University total	100.0	*	0.3	83.7	10.0	3.3	2.5	0.2
State-operated institutions	100.0	*	0.5	90.2	6.9	1.1	1.0	0.3
University Centers	100.0	*	1.0	91.4	4.4	1.4	1.1	0.7
Albany	100.0	-	0.6	92.5	4.9	1.4	0.6	-
Binghamton	100.0	0.1	3.5	93.0	2.7	0.6	0.1	-
Buffalo	100.0	-	0.2	86.8	6.0	2.5	2.4	2.1
Scony Brook	100.0	-	0.8	96.0	2.5	0.4	0.3	-
University Colleges	100.0	*	0.2	92.4	4.3	1.3	1.5	0.3
Brockport	100.0	-	0.2	94.8	3.3	0.7	0.4	0.6
Buffalo	100.0	-	0.8	96.6	2.2	0.3	0.1	-
Cortland	100.0	-	0.1	98.4	1.1	0.3	0.1	-
Empire State	100.0	-	0.4	0.8	17.2	24.6	57.0	-
Fredonia	100.0	0.1	-	96.8	2.8	0.2	-	0.1
Geneseo	100.0	-	0.1	94.9	5.0	-	-	-
New Paltz	100.0	-	0.4	92.0	7.0	0.6	-	-
Old Westbury	100.0	-	-	34.7	37.9	17.0	10.4	-
Oneonta	100.0	-	-	97.7	2.0	0.2	0.1	-
Oswego	100.0	-	0.1	97.3	1.9	0.5	0.2	-
Plattsburgh	100.0	0.1	-	98.0	1.2	0.5	0.2	-
Potsdam	100.0	-	-	95.9	4.0	0.1	-	-
Purchase	100.0	-	-	71.2	14.4	3.8	3.5	7.1
Utica/Rome	-	-	-	-	-	-	-	-

*Less than 0.05%.

76/258-1

cjr

- 155 -

TABLE 137
 PER CENT DISTRIBUTION OF FULL-TIME, FIRST-TIME UNDERGRADUATE
 CREDIT COURSE STUDENTS BY AGE GROUP, FALL 1975
 STATE UNIVERSITY OF NEW YORK
 (Continued)

Institution	All ages	Under 15 (born 1961 or later)	15-16 (1959- 1960)	17-19 (1956- 1958)	20-24 (1951- 1955)	25-29 (1946- 1950)	30 & over (1945 & earlier)	Unknown
	%	%	%	%	%	%	%	%
Health Sciences Centers	100.0	-	-	94.7	5.3	-	-	-
Buffalo	-	-	-	-	-	-	-	-
Downstate	-	-	-	-	-	-	-	-
Stony Brook	-	-	-	-	-	-	-	-
Upstate	100.0	-	-	94.7	5.3	-	-	-
Specialized Colleges	100.0	-	0.2	98.4	1.2	-	0.2	-
Environmental Science and Forestry	100.0	-	0.3	98.8	0.6	-	0.3	-
Maritime	100.0	-	-	98.1	1.9	-	-	-
Optometry	-	-	-	-	-	-	-	-
Statutory Colleges	100.0	0.1	0.2	96.0	2.6	0.5	0.6	-
Agriculture and Life Sciences	100.0	0.2	0.3	97.3	1.5	0.5	0.2	-
Ceramics	100.0	-	-	90.5	7.1	-	2.4	-
Human Ecology	100.0	-	-	94.3	3.9	0.9	0.9	-
Industrial and Labor Relations	100.0	-	-	99.2	0.8	-	-	-
Veterinary Medicine	-	-	-	-	-	-	-	-
Agricultural and Technical Colleges	100.0	-	0.5	85.7	12.6	0.7	0.5	-
Alfred	100.0	-	0.1	90.2	7.0	1.4	1.3	-
Canton	100.0	-	-	90.5	7.7	1.1	0.7	-
Cobleskill	100.0	-	1.5	93.4	4.5	0.4	0.2	-
Delhi	100.0	-	0.1	89.1	9.3	0.9	0.6	-
Farmingdale	100.0	-	-	78.8	21.1	0.1	-	-
Morrisville	100.0	-	2.1	84.0	11.7	1.2	1.0	-

- 156 -

177

176

76/258-2

cjr



TABLE 137
 PER CENT DISTRIBUTION OF FULL-TIME, FIRST-TIME UNDERGRADUATE
 CREDIT COURSE STUDENTS BY AGE GROUP, FALL 1975
 STATE UNIVERSITY OF NEW YORK
 (Continued)

Institution	All ages	Under 15 (born 1961 or later)	15-16 (1959- 1960)	17-19 (1956- 1958)	20-24 (1951- 1955)	25-29 (1946- 1950)	30 & over (1945 & earlier)	Unknown
	%	%	%	%	%	%	%	%
Community Colleges	100.0	*	0.2	77.4	13.0	5.4	4.0	*
Adirondack	100.0	-	-	82.0	13.0	3.0	2.0	-
Broome	100.0	-	-	90.2	6.6	1.7	0.7	0.8
Cayuga County	100.0	-	-	83.1	11.9	3.2	1.8	-
Clinton	100.0	-	-	51.2	21.8	8.2	18.8	-
Columbia-Greene Community College of the Finger Lakes	100.0	-	0.3	84.1	11.5	3.1	1.0	-
Corning	100.0	0.9	0.3	73.2	16.4	5.4	3.8	-
Dutchess	100.0	0.1	0.4	70.0	16.6	6.3	6.6	-
Erie	100.0	-	-	85.1	9.9	3.1	1.9	-
City	100.0	-	-	54.3	21.4	19.6	4.7	-
North	100.0	-	-	41.4	28.3	22.0	8.3	-
South	100.0	-	-	47.5	23.7	23.7	5.1	-
Fashion Institute	100.0	-	-	84.1	10.0	4.3	1.6	-
Fulton-Montgomery	100.0	-	-	77.0	20.0	2.0	1.0	-
Genesee	100.0	0.8	-	74.0	16.2	4.3	4.7	-
Herkimer County	100.0	-	0.1	63.6	13.9	10.8	11.6	-
Hudson Valley	100.0	-	-	86.7	10.6	2.0	0.7	-
Jamestown	100.0	-	0.1	81.6	13.5	2.9	1.9	-
Jefferson	100.0	0.1	-	71.7	16.6	6.1	5.0	0.5
Mohawk Valley	100.0	-	-	75.5	15.6	3.8	5.1	-
Monroe	100.0	-	0.1	87.1	8.8	2.0	2.0	-
	100.0	0.1	1.3	84.3	9.1	2.9	2.3	-

*Less than 0.05%.

76/258-3

cjr

TABLE 137
 PER CENT DISTRIBUTION OF FULL-TIME, FIRST-TIME UNDERGRADUATE
 CREDIT COURSE STUDENTS BY AGE GROUP, FALL 1975
 STATE UNIVERSITY OF NEW YORK
 (Continued)

Institution	All ages	Under 15 (born 1961 or later)	15-16 (1959- 1960)	17-19 (1956- 1958)	20-24 (1951- 1955)	25-29 (1946- 1950)	30 & over (1945 & earlier)	Unknown
	%	%	%	%	%	%	%	%
Community Colleges (continued)								
Nassau	100.0	-	0.3	91.4	4.6	1.3	2.4	-
Niagara County	100.0	-	0.1	78.3	13.8	6.5	1.3	-
North Country	100.0	-	-	68.6	18.7	4.2	8.5	-
Onondaga	100.0	-	-	45.0	26.0	14.0	15.0	-
Orange County	100.0	-	-	84.5	10.0	1.8	3.7	-
Rockland	100.0	0.3	0.2	83.7	7.1	2.0	6.7	-
Schenectady County	100.0	-	-	59.0	21.2	8.9	10.9	-
Suffolk County	100.0	-	0.3	79.5	12.1	4.9	3.2	-
Selden	100.0	-	0.3	79.9	11.9	4.9	3.0	-
Western	100.0	-	0.6	76.1	13.7	4.8	4.8	-
Sullivan County	100.0	-	0.5	81.2	11.6	3.1	3.6	-
Tompkins-Cortland	100.0	-	-	52.7	31.1	8.9	7.3	-
Ulster County	100.0	-	-	74.7	15.0	5.5	4.8	-
Westchester	100.0	-	-	85.7	10.7	2.4	1.2	-

- 158 -

TABLE 138--PERCENT DISTRIBUTION OF STATE UNIVERSITY OF NEW YORK
 FULL-TIME FIRST-TIME STUDENTS, FALL 1975, BY TYPE OF COLLEGE
 AND AREA OF PERMANENT RESIDENCE

Type of institution	Permanent residence						
	Total	N.Y.S. residents	Residents of Area #1	Residents of Area #2	Residents of Area #3	Residents of Area #4	Unknown
	%	%	%	%	%	%	%
State University total	100.0	97.4	24.8	11.2	15.0	46.1	0.3
State-operated institutions	100.0	96.6	22.7	11.4	12.8	49.4	0.3
University Centers	100.0	98.2	25.0	6.1	7.4	59.7	-
University Colleges	100.0	97.8	25.5	11.8	14.4	45.9	0.2
Health Sciences Centers	100.0	94.7	18.4	36.9	28.9	10.5	-
Specialized Colleges	100.0	77.9	13.0	16.7	9.2	39.0	-
Statutory Colleges	100.0	83.1	17.0	16.7	8.5	40.9	-
Agricultural and Technical Colleges	100.0	96.2	18.7	13.9	15.3	47.7	0.6
Community Colleges	100.0	98.2	26.7	10.9	17.1	43.2	0.3

- 159 -

76/767
 ed

TABLE 139--PERCENT DISTRIBUTION OF STATE UNIVERSITY OF NEW YORK
 FULL-TIME FIRST-TIME STUDENTS, FALL 1975, AT COLLEGES IN
 WESTERN COORDINATING AREA #1 BY AREA OF PERMANENT RESIDENCE

Western coordinating Area #1 institution	Permanent residence						
	Total	N.Y.S. residents	Residents of Area #1	Residents of Area #2	Residents of Area #3	Residents of Area #4	Unknown
	%	%	%	%	%	%	%
State University total	100.0	98.2	75.0	4.7	3.6	14.9	*
State-operated institutions	100.0	97.9	56.3	8.1	6.4	27.1	-
University Centers	100.0	98.5	63.3	4.1	4.0	27.1	-
Buffalo	100.0	98.5	63.3	4.1	4.0	27.1	-
University Colleges	100.0	98.3	47.6	8.8	8.3	33.6	-
Brockport	100.0	98.0	28.7	11.5	10.6	47.2	-
Buffalo	100.0	97.8	73.0	3.5	2.8	18.5	-
Fredonia	100.0	98.7	56.9	6.1	4.2	31.5	-
Geneseo	100.0	98.8	42.6	12.2	13.4	30.6	-
Statutory Colleges	100.0	72.4	33.8	8.7	4.7	25.2	-
Ceramics	100.0	72.4	33.8	8.7	4.7	25.2	-
Agricultural and Technical Colleges	100.0	97.8	72.3	11.8	4.8	8.9	-
Alfred	100.0	97.8	72.3	11.8	4.8	8.9	-
Community Colleges	100.0	98.4	94.5	1.1	0.7	2.0	0.1
Community College of the Finger Lakes	100.0	99.8	90.3	4.0	2.4	2.9	0.2
Corning	100.0	98.7	90.1	2.4	0.5	5.7	-
Erie	100.0	99.4	97.6	0.8	0.6	0.4	-
Genesee	100.0	98.7	84.4	1.3	1.4	11.6	-
Jamestown	100.0	93.9	92.4	0.3	-	0.5	0.7
Monroe	100.0	97.2	95.2	1.0	0.8	0.2	-
Niagara County	100.0	99.7	99.4	0.1	0.1	0.1	-

*Less than 0.05 percent.

- 160 -

TABLE 140--PERCENT DISTRIBUTION OF STATE UNIVERSITY OF NEW YORK
 FULL-TIME FIRST-TIME STUDENTS, FALL 1975, AT COLLEGES IN
 CENTRAL COORDINATING AREA #2 BY AREA OF PERMANENT RESIDENCE

Central coordinating Area #2 institution	Permanent residence						
	Total	N.Y.S. residents	Residents of Area #1	Residents of Area #2	Residents of Area #3	Residents of Area #4	Unknown
	%	%	%	%	%	%	%
State University total	100.0	96.7	10.2	42.1	9.5	34.6	0.3
State-operated institutions	100.0	96.0	12.3	23.0	12.8	47.9	*
University Centers	100.0	97.4	5.4	17.9	3.2	70.9	-
Binghamton	100.0	97.4	5.4	17.9	3.2	70.9	-
University Colleges	100.0	98.7	12.1	20.2	12.8	53.5	0.1
Cortland	100.0	98.3	15.1	20.9	12.7	49.6	-
Oneonta	100.0	98.3	3.0	9.3	10.6	75.4	-
Oswego	100.0	99.2	15.2	25.5	14.0	44.3	0.2
Health Sciences Centers	100.0	94.7	18.4	36.9	28.9	10.5	-
Upstate	100.0	94.7	18.4	36.9	28.9	10.5	-
Specialized Colleges	100.0	89.0	22.0	28.8	12.3	25.9	-
Environmental Science and Forestry	100.0	89.0	22.0	28.8	12.3	25.9	-
Statutory Colleges	100.0	84.5	14.7	17.8	9.0	43.0	-
Agriculture and Life Sciences	100.0	84.7	18.2	20.7	10.3	35.5	-
Human Ecology	100.0	81.0	8.2	16.5	7.8	48.5	-
Industrial and Labor Relations	100.0	90.3	10.5	7.3	4.8	67.7	-

*Less than 0.05 percent.

TABLE 140--PERCENT DISTRIBUTION OF STATE UNIVERSITY OF NEW YORK
 FULL-TIME FIRST-TIME STUDENTS, FALL 1975, AT COLLEGES IN
 CENTRAL COORDINATING AREA #2 BY AREA OF PERMANENT RESIDENCE
 (Continued)

Central coordinating Area #2 institution	Permanent residence						
	Total	N.Y.S. residents	Residents of Area #1	Residents of Area #2	Residents of Area #3	Residents of Area #4	Unknown
	%	%	%	%	%	%	%
Agricultural and Technical Colleges	100.0	95.9	13.9	30.5	18.4	33.1	-
Delhi	100.0	95.0	10.0	25.1	13.0	46.9	-
Morrisville	100.0	96.9	18.0	36.0	23.9	19.0	-
Community Colleges	100.0	98.4	5.0	89.2	1.2	2.0	1.0
Broome	100.0	97.7	1.2	91.9	0.3	1.1	3.2
Cayuga County	100.0	99.2	16.7	80.8	0.7	1.0	-
Onondaga	100.0	99.4	1.6	94.0	2.3	1.5	-
Tompkins-Cortland	100.0	96.8	6.6	82.2	1.4	6.6	-

- 162 -

TABLE 141--PERCENT DISTRIBUTION OF STATE UNIVERSITY OF NEW YORK
 FULL-TIME FIRST-TIME STUDENTS, FALL 1975, AT COLLEGES IN
 NORTHEASTERN COORDINATING AREA #3 BY AREA OF PERMANENT RESIDENCE

Northeastern coordinating Area #3 institution	Permanent residence						
	Total	N.Y.S. residents	Residents of Area #1	Residents of Area #2	Residents of Area #3	Residents of Area #4	Unknown
	%	%	%	%	%	%	%
State University total	100.0	98.3	6.2	9.1	61.2	21.7	0.1
State-operated institutions	100.0	97.8	10.2	12.5	35.7	39.1	0.3
University Centers	100.0	98.4	7.4	6.1	20.4	64.5	-
Albany	100.0	98.4	7.4	6.1	20.4	64.5	-
University Colleges	100.0	97.8	12.4	11.9	41.5	31.5	0.5
Empire State	100.0	93.4	20.5	9.4	19.3	44.2	-
Plattsburgh	100.0	98.9	6.0	5.2	48.8	38.9	-
Potsdam	100.0	97.8	16.6	19.0	40.1	21.1	1.0
Agricultural and Technical Colleges	100.0	97.4	10.7	18.7	43.7	23.9	0.4
Canton	100.0	99.4	13.7	19.5	57.9	7.5	0.8
Cobleskill	100.0	95.8	8.3	18.2	33.0	36.3	-
Community Colleges	100.0	98.7	2.4	5.7	85.5	5.1	-
Adirondack	100.0	99.2	0.6	1.2	94.6	2.8	-
Clinton	100.0	99.7	0.9	1.2	93.8	3.8	-
Columbia-Greene	100.0	98.6	1.0	0.3	86.5	10.8	-
Fulton-Montgomery	100.0	99.0	1.2	1.2	89.2	7.4	-
Herkimer County	100.0	98.9	5.8	16.2	71.5	5.4	-
Hudson Valley	100.0	97.1	2.2	2.8	87.1	5.0	-
Jefferson	100.0	100.0	0.2	4.7	94.4	0.7	-
Mohawk Valley	100.0	99.5	4.4	13.5	77.0	4.6	-
North Country	100.0	99.3	2.8	2.8	76.0	17.7	-
Schenectady County	100.0	99.1	0.2	0.7	97.5	0.7	-

76/770
ed

TABLE 142--PERCENT DISTRIBUTION OF STATE UNIVERSITY OF NEW YORK
 FULL-TIME FIRST-TIME STUDENTS, FALL 1975, AT COLLEGES IN
 SOUTHEASTERN COORDINATING AREA #4 BY AREA OF PERMANENT RESIDENCE

Southeastern coordinating Area #4 institution	Permanent residence						
	Total	N.Y.S. residents	Residents of Area #1	Residents of Area #2	Residents of Area #3	Residents of Area #4	Unknown
	%	%	%	%	%	%	%
State University total	100.0	96.7	0.6	0.7	0.8	94.1	0.5
State-operated institutions	100.0	94.4	1.2	1.0	1.6	89.7	0.9
University Centers	100.0	98.0	1.2	0.5	0.8	95.5	-
Stony Brook	100.0	98.0	1.2	0.5	0.8	95.5	-
University Colleges	100.0	94.5	2.3	2.1	3.5	86.0	0.6
New Paltz	100.0	96.9	2.9	2.6	5.2	86.2	-
Old Westbury	100.0	93.1	-	-	-	93.1	-
Purchase	100.0	88.9	2.5	2.3	1.5	79.8	2.8
Specialized Colleges	100.0	65.0	2.6	2.6	5.6	54.2	-
Maritime	100.0	65.0	2.6	2.6	5.6	54.2	-
Agricultural and Technical Colleges	100.0	94.7	0.6	0.6	0.8	91.3	1.4
Farmingdale	100.0	94.7	0.6	0.6	0.8	91.3	1.4
Community Colleges	100.0	97.9	0.3	0.5	0.4	96.4	0.3
Dutchess	100.0	99.7	-	0.4	1.5	97.8	-
Fashion Institute	100.0	74.9	2.4	2.2	1.4	68.9	-
Nassau	100.0	99.4	*	0.1	*	99.3	-
Orange County	100.0	97.8	0.8	0.7	0.5	95.8	-
Rockland	100.0	99.8	-	0.1	0.1	99.6	-
Suffolk County	100.0	99.9	-	-	-	99.9	-
Sullivan County	100.0	98.2	1.2	4.1	1.6	91.3	-
Ulster County	100.0	100.0	0.1	0.8	1.8	97.3	-
Westchester	100.0	99.3	0.1	0.1	0.1	95.6	3.4

*Less than 0.05 percent.

76/771
ed

193

- 164 -

TABLE 143--PERCENT DISTRIBUTION OF STATE UNIVERSITY OF NEW YORK
 FULL-TIME FIRST-TIME STUDENTS, FALL 1975
 BY AREA OF PERMANENT RESIDENCE AND INSTITUTION

Institution	Permanent residence						
	Total	N.Y.S. residents	Residents of Area #1	Residents of Area #2	Residents of Area #3	Residents of Area #4	Unknown
	%	%	%	%	%	%	%
State University total	100.0	100.0	100.0	100.0	100.0	100.0	100.0
State-operated institutions	48.5	48.1	44.5	49.7	41.4	51.8	47.6
University Centers	11.4	11.5	11.5	6.2	5.6	14.7	-
Albany	3.0	3.0	0.9	1.6	4.1	4.2	-
Binghamton	1.9	1.9	0.4	3.1	0.4	2.9	-
Buffalo	3.9	4.0	10.1	1.4	1.0	2.3	-
Stony Brook	2.6	2.6	0.1	0.1	0.1	5.3	-
University Colleges	19.0	19.1	19.6	20.2	18.3	18.9	13.1
Brockport	3.0	2.8	3.3	2.9	2.0	3.1	-
Buffalo	2.0	2.0	5.8	0.6	0.4	0.8	-
Cortland	1.5	1.5	0.9	2.8	1.3	1.6	-
Empire State	0.3	0.3	0.3	0.3	0.4	0.3	-
Fredonia	1.2	1.2	2.7	0.6	0.3	0.8	-
Geneseo	1.8	1.9	3.2	2.0	1.6	1.2	-
New Paltz	1.5	1.5	0.2	0.3	0.5	2.8	-
Old Westbury	0.4	0.4	-	-	-	0.8	-
Oneonta	1.4	1.4	0.2	1.2	1.0	2.3	-
Oswego	2.7	2.8	1.7	6.5	2.5	2.6	2.1
Plattsburgh	1.3	1.4	0.3	0.6	4.5	1.1	-
Potsdam	1.4	1.4	0.9	2.3	3.7	0.6	5.2
Purchase	0.5	0.5	0.1	0.1	0.1	0.9	5.8

- 165 -

76/772-1
 ed

TABLE 143--PERCENT DISTRIBUTION OF STATE UNIVERSITY OF NEW YORK
 FULL-TIME FIRST-TIME STUDENTS, FALL 1975
 BY AREA OF PERMANENT RESIDENCE AND INSTITUTION
 (Continued)

Institution	Permanent residence						
	Total	N.Y.S. residents	Residents of Area #1	Residents of Area #2	Residents of Area #3	Residents of Area #4	Unknown
	%	%	%	%	%	%	%
Health Sciences Centers	0.1	0.1	0.1	0.3	0.2	*	-
Upstate	0.1	0.1	0.1	0.3	0.2	*	-
Specialized Colleges	0.8	0.6	0.4	1.2	0.5	0.7	-
Environmental Science and Forestry	0.4	0.4	0.4	1.1	0.4	0.2	-
Maritime	0.4	0.2	*	0.1	0.1	0.5	-
Statutory Colleges	1.5	1.3	1.0	2.2	0.8	1.3	-
Agriculture and Life Sciences	0.8	0.7	0.6	1.5	0.4	0.6	-
Ceramics	0.2	0.1	0.2	0.1	0.1	0.1	-
Human Ecology	0.3	0.3	0.1	0.5	0.2	0.3	-
Industrial and Labor Relations	0.2	0.2	0.1	0.1	0.1	0.3	-
Agricultural and Technical Colleges	15.7	15.5	11.9	19.6	16.0	16.2	34.5
Alfred	2.8	2.8	8.1	2.9	0.9	0.5	-
Canton	1.5	1.5	0.8	2.6	5.8	0.2	4.7
Cobleskill	2.0	1.9	0.7	3.2	4.3	1.5	-
Delhi	2.0	1.9	0.8	4.4	1.7	2.0	-
Farmingdale	5.5	5.5	0.1	0.3	0.3	11.2	29.8
Morrisville	1.9	1.9	1.4	6.2	3.0	0.8	-

*Less than 0.05%.

- 166 -

TABLE 143--PERCENT DISTRIBUTION OF STATE UNIVERSITY OF NEW YORK
 FULL-TIME FIRST-TIME STUDENTS, FALL 1975
 BY AREA OF PERMANENT RESIDENCE AND INSTITUTION
 (Continued)

Institution	Permanent residence						
	Total	N.Y.S. residents	Residents of Area #1	Residents of Area #2	Residents of Area #3	Residents of Area #4	Unknown
	%	%	%	%	%	%	%
Community Colleges	51.5	51.9	55.5	50.3	58.6	48.2	52.4
Adirondack	0.7	0.7	*	0.1	4.4	*	-
Broome	1.7	1.7	0.1	13.8	*	*	20.4
Cayuga County	1.0	1.0	0.7	7.2	*	*	-
Clinton	0.5	0.5	*	*	3.0	*	-
Columbia-Greene	0.4	0.4	*	*	2.3	0.1	-
Community College of the Finger Lakes	0.8	0.8	2.9	0.3	0.1	0.1	0.5
Corning	1.4	1.4	5.0	0.3	*	0.2	-
Dutchess	1.6	1.6	-	0.1	0.2	3.4	-
Erie	4.2	4.3	16.5	0.3	0.2	*	-
Fashion Institute	1.4	1.1	0.1	0.3	0.1	2.1	-
Fulton-Montgomery	0.7	0.7	*	0.1	4.2	0.1	-
Genesee	1.3	1.3	4.3	0.1	0.1	0.3	-
Herkimer County	0.8	0.8	0.2	1.1	3.7	0.1	-
Hudson Valley	3.0	3.0	0.3	0.7	17.3	0.3	-
Jamestown	1.0	1.0	3.8	*	-	*	2.6
Jefferson	0.6	0.6	*	0.3	3.9	*	-
Mohawk Valley	2.2	2.2	0.4	2.7	11.3	0.2	-
Monroe	3.2	3.2	12.2	0.3	0.2	*	-
Nassau	6.2	6.3	*	*	*	13.6	-

*Less than 0.05%.

76/772-3
 cvh

- 167 -

TABLE 143--PERCENT DISTRIBUTION OF STATE UNIVERSITY OF NEW YORK
 FULL-TIME FIRST-TIME STUDENTS, FALL 1975
 BY AREA OF PERMANENT RESIDENCE AND INSTITUTION
 (Continued)

Institution	Permanent residence						
	Total	N.Y.S. residents	Residents of Area #1	Residents of Area #2	Residents of Area #3	Residents of Area #4	Unknown
	%	%	%	%	%	%	%
Community Colleges (continued)							
Niagara County	2.1	2.2	8.5	*	*	*	-
North Country	0.4	0.4	*	0.1	2.0	0.2	-
Onondaga	1.9	1.9	0.1	16.1	0.3	0.1	-
Orange County	1.6	1.6	0.1	0.1	0.1	3.3	-
Rockland	1.8	1.9	-	*	*	3.9	-
Schenectady County	0.7	0.8	*	*	4.9	*	-
Suffolk County	5.2	5.4	-	-	-	11.3	-
Sullivan County	1.0	1.0	0.1	0.4	0.1	2.0	-
Tompkins-Cortland	0.8	0.8	0.2	5.8	0.1	0.1	-
Ulster County	1.0	1.0	*	0.1	0.1	2.1	-
Westchester	2.3	2.3	*	*	*	4.7	28.9

*Less than 0.05%.

TABLE 144--PERCENT DISTRIBUTION OF STATE UNIVERSITY OF NEW YORK
FULL-TIME, FIRST-TIME STUDENTS ATTENDING A COLLEGE IN THEIR
AREA OF PERMANENT RESIDENCE, FALL 1975, BY INSTITUTION

Institution	Students attending in own area			
	Residents of Area #1	Residents of Area #2	Residents of Area #3	Residents of Area #4
	%	%	%	%
State University total	100.0	100.0	100.0	100.0
State-operated institutions	38.6	38.9	28.4	31.6
University Centers	11.6	4.3	5.1	7.8
Albany	-	-	5.1	-
Binghamton	-	4.3	-	-
Buffalo	11.6	-	-	-
Stony Brook	-	-	-	7.8
University Colleges	17.4	14.6	10.7	6.8
Brockport	3.8	-	-	-
Buffalo	6.7	-	-	-
Cortland	-	4.0	-	-
Empire State	-	-	0.5	-
Fredonia	3.2	-	-	-
Geneseo	3.7	-	-	-
New Paltz	-	-	-	4.2
Old Westbury	-	-	-	1.2
Oneonta	-	1.7	-	-
Oswego	-	8.9	-	-
Plattsburgh	-	-	5.6	-
Potsdam	-	-	4.6	-
Purchase	-	-	-	1.4
Health Sciences Centers	-	0.5	-	-
Upstate	-	0.5	-	-
Specialized Colleges	-	1.6	-	0.6
Environmental Science and Forestry	-	1.6	-	-
Maritime	-	-	-	0.6
Statutory Colleges	0.3	3.0	-	-
Agriculture and Life Sciences	-	2.1	-	-
Ceramics	0.3	-	-	-
Human Ecology	-	0.7	-	-
Industrial and Labor Relations	-	0.2	-	-

76/773-1
cvh

TABLE 144--PERCENT DISTRIBUTION OF STATE UNIVERSITY OF NEW YORK
 FULL-TIME, FIRST-TIME STUDENTS ATTENDING A COLLEGE IN THEIR
 AREA OF PERMANENT RESIDENCE, FALL 1975, BY INSTITUTION
 (Continued)

Institution	Students attending in own area			
	Residents of Area #1	Residents of Area #2	Residents of Area #3	Residents of Area #4
	%	%	%	%
Agricultural and Technical Colleges	9.3	14.9	12.6	16.4
Alfred	9.3	-	-	-
Canton	-	-	7.2	-
Cobleskill	-	-	5.4	-
Delhi	-	6.2	-	-
Farmingdale	-	-	-	16.4
Morrisville	-	8.7	-	-
Community Colleges	61.4	61.1	71.6	68.4
Adirondack	-	-	5.5	-
Broome	-	19.7	-	-
Cayuga County	-	10.3	-	-
Clinton	-	-	3.7	-
Columbia-Greene	-	-	2.9	-
Community College of the Finger Lakes	3.4	-	-	-
Corning	5.7	-	-	-
Dutchess	-	-	-	5.0
Erie	19.2	-	-	-
Fashion Institute	-	-	-	3.1
Fulton-Montgomery	-	-	5.3	-
Genesee	4.9	-	-	-
Herkimer County	-	-	4.6	-
Hudson Valley	-	-	21.8	-
Jamestown	4.4	-	-	-
Jefferson	-	-	5.0	-
Mohawk Valley	-	-	14.2	-
Monroe	14.0	-	-	-
Nassau	-	-	-	19.8
Niagara County	9.8	-	-	-
North Country	-	-	2.5	-
Oneida	-	22.9	-	-
Orange County	-	-	-	4.9
Rockland	-	-	-	5.8
Schenectady County	-	-	6.1	-

TABLE 144--PERCENT DISTRIBUTION OF STATE UNIVERSITY OF NEW YORK
 FULL-TIME, FIRST-TIME STUDENTS ATTENDING A COLLEGE IN THEIR
 AREA OF PERMANENT RESIDENCE, FALL 1975, BY INSTITUTION
 (Continued)

Institution	Students attending in own area			
	Residents of Area #1	Residents of Area #2	Residents of Area #3	Residents of Area #4
	%	%	%	%
Community Colleges (continued)				
Suffolk County	-	-	-	16.8
Sullivan County	-	-	-	3.0
Tompkins-Cortland	-	8.2	-	-
Ulster County	-	-	-	3.1
Westchester	-	-	-	6.9

76/773-3
 cvh

PART FIVE
PUBLICATIONS LIST

PUBLICATIONS LIST
CENTRAL STAFF OFFICE OF INSTITUTIONAL RESEARCH

<u>Report Number</u>	<u>Title</u>
B-1	Degrees and Other Formal Awards Granted During 1967-1968 (OUT OF PRINT)
D-1	Preparation of Educational Personnel, 1966-1967 and 1967-1968 (OUT OF PRINT)
C-1	Enrollment by Academic Program, Fall 1968 (OUT OF PRINT)
-	Degree and Other Formal Programs Currently Offered, September 1969
1	Enrollment, Housing and Financial Aids of Minority Group Students, Fall 1968 (OUT OF PRINT)
3	Campus School Statistics, 1966-1967-1968 (OUT OF PRINT)
5	Geographic Origins of Students, Fall 1968 (OUT OF PRINT)
6	Geographic Origins of First-time Students, Fall 1968
7	1968-1969 Headcount Enrollment and Full-time Equivalent Workload Statistics of Credit Course Students
8	Academic Library Statistics, 1967-1969 (OUT OF PRINT)
10	1969-1970 Headcount Enrollment and Full-time Equivalent Workload Statistics of Credit Course Students
11	Trends in Enrollment and Degrees, 1948-1970
12	Geographic Origins of Students, Fall 1969
13	Geographic Origins of First-time Students, Fall 1969
14	Summer Credit Course Students, 1968-1970 (OUT OF PRINT)
15	Application and Enrollment Patterns of Transfer Students, Fall 1970
16	Campus School Statistics, 1966-1970
17	Graduate Student Admissions Survey, Fall 1970 (OUT OF PRINT)
18	Academic Library Statistics, 1969-1970

PUBLICATIONS LIST
CENTRAL STAFF OFFICE OF INSTITUTIONAL RESEARCH
(Continued)

<u>Report Number</u>	<u>Title</u>
19	Inventory of Selected Interinstitutional Cooperative Arrangements as of January 1971 (OUT OF PRINT)
-	Faculty and Staff Statistics by Job Category, Ethnic Group, Tenure, Rank and Sex, Fall 1970
-	Directory of Selected Campus Administrative Personnel of the State University of New York, 1971 (OUT OF PRINT)
20	Summer 1971 Credit Course Students with 1968-1971 Trends (OUT OF PRINT)
21	Geographic Origins of Students, Fall 1970 (OUT OF PRINT)
22	Geographic Origins of First-time Students, Fall 1970 (OUT OF PRINT)
23	Employee Characteristics and Salary Statistics, Fall 1970 (OUT OF PRINT)
24	1970-1971 Headcount Enrollment and Full-time Equivalent Workload Statistics of Credit Course Students (OUT OF PRINT)
25	Characteristics of Institutions Under the Program of the State University of New York, Fall 1970
26	Degree and Other Formal Programs Currently Offered, Fall 1971 (OUT OF PRINT)
27	Migration of U.S. College Students with Emphasis on New York State, Fall 1968 (OUT OF PRINT)
28	Preparation of Educational Personnel 1968-1969, 1969-1970 and 1970-1971 with Trends from 1966-1967 (OUT OF PRINT)
29	Application and Enrollment Patterns of Transfer Students, Fall 1971
31	Tuition Waivers Honored by State-operated Institutions of the State University of New York, 1970-71 and 1971-72 (OUT OF PRINT)
32	Graduate Student Admissions Survey, 1971

PUBLICATIONS LIST
CENTRAL STAFF OFFICE OF INSTITUTIONAL RESEARCH
(Continued)

<u>Report Number</u>	<u>Title</u>
33	Enrollment by Academic Program, Fall 1968 through Fall 1971 (OUT OF PRINT)
34	Minority Group Enrollment, Housing and Financial Aid Statistics, Fall 1969 Through Fall 1971
35	Geographic Origins of First-time Students, Fall 1971 (OUT OF PRINT)
36	Geographic Origins of Students, Fall 1971
37	Trends in Enrollment and Degrees Granted, 1948-1972 (OUT OF PRINT)
38	Graduate Student Admissions Survey, 1972
39	Geographic Origins of First-time Students, Fall 1972
41	Application and Enrollment Patterns of Transfer Students, Fall 1972 (OUT OF PRINT)
42	Geographic Origins of Students, Fall 1972
1-74	Graduate Student Admissions Survey, 1973
2-75	Geographic Origins of Students, Fall 1973 (OUT OF PRINT)
3-75	Geographic Origins of First-time Students, Fall 1973 (OUT OF PRINT)
4-74	Attrition and Retention of First-time, Full-time Students in Two-year and Baccalaureate Degree Programs, Class of 1973 (OUT OF PRINT)
5-74	Enrollment by Academic Program, Fall 1969 Through Fall 1972
1-75	Graduate Student Admissions Survey, 1974
6-75	Application and Enrollment Patterns of Transfer Students, Fall 1973
7-75	Trends in Enrollment and Degrees Granted, 1948-1974
8-75	Age Group and Sex of Students, Fall 1974 (OUT OF PRINT)

PUBLICATIONS LIST
CENTRAL STAFF OFFICE OF INSTITUTIONAL RESEARCH
(Continued)

<u>Report Number</u>	<u>Title</u>
9-75	Utilization of Residence Hall Facilities, Fall 1974 and Fall 1975
2-76	Geographic Origins of Students, Fall 1974
3-76	Geographic Origins of First-time Students, Fall 1974
4-76	Attrition and Retention of First-time, Full-time Students in Two-year and Baccalaureate Degree Programs, Class of 1974
6-76	Application and Enrollment Patterns of Transfer Students, Fall 1974
10-76	Preparation of Educational Personnel, 1971-72 Through 1974-75 With Trends From 1966-67
8-76	Age Group and Sex of Students, Fall 1975
11-76	Campus School Statistics, Fall 1971-Fall 1975 With Trends from Fall 1966
6-76A	Application and Enrollment Patterns of Transfer Students, Fall 1975
1-76	Graduate Student Admissions Survey, 1975
12-76	Academic Library Statistics, Fall 1972 and Fall 1975
3-76A	Geographic Origins of First-time Students, Fall 1975
10-76A	Preparation of Educational Personnel, 1972-73 through 1975-76 With Trends From 1966-67
2-76A	Geographic Origins of Students, Fall 1975

These publications are available at all campus libraries of the State University of New York.