

DOCUMENT RESUME

ED 132 917

HE 008 471

TITLE Idaho Postsecondary Education Opportunities. Survey Report.

INSTITUTION Idaho State Board of Education, Boise.

PUB DATE 76

NOTE 31p.

EDRS PRICE MF-\$0.83 HC-\$2.06 Plus Postage.

DESCRIPTORS Banking; *Church Programs; Clubs; Community Recreation Programs; *Course Descriptions; Educational Supply; *Enrollment; Higher Education; Libraries; Medical Education; Museums; *Noncredit Courses; *Post Secondary Education; Religious Education; State Agencies; *State Surveys; Unions

IDENTIFIERS *Idaho

ABSTRACT

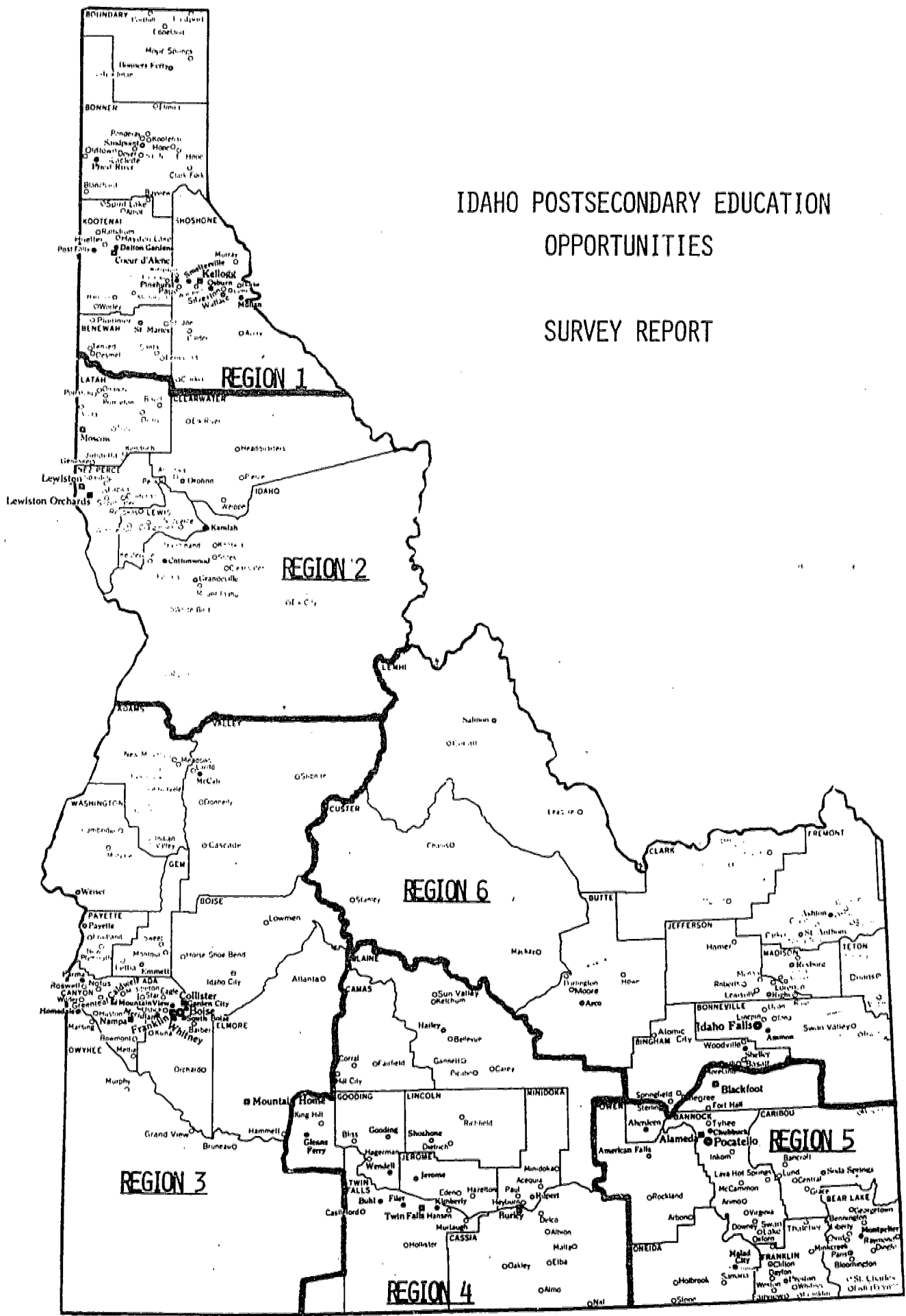
In the late spring of 1976, the Postsecondary Education Advisory Council conducted a survey of all postsecondary offerings that are not part of any higher education institution's curriculum. The purpose was to identify postsecondary opportunities outside the higher education system to provide efficient and effective postsecondary planning in Idaho. A mail survey was conducted of associations and service clubs, banks, businesses, libraries, museums, galleries, media, medical education, recreation, schools, community schools, social services, state and federal agencies, and unions. Of 2,027 mailed surveys, 907 were returned, with 143 organizations indicating postsecondary offerings. The names and addresses of those organizations are appended to this report. The results indicate that religious institutions offer 33 percent of postsecondary programs, followed by government agencies with 11 percent. A total of 125,278 citizens were served by programs outside the regular curriculum of colleges and universities. The number of programs offered by course, category, and region are shown, along with total programs in each region and course descriptions. (LBH)

 * Documents acquired by ERIC include many informal unpublished *
 * materials not available from other sources. ERIC makes every effort *
 * to obtain the best copy available. Nevertheless, items of marginal *
 * reproducibility are often encountered and this affects the quality *
 * of the microfiche and hardcopy reproductions ERIC makes available *
 * via the ERIC Document Reproduction Service (EDRS). EDRS is not *
 * responsible for the quality of the original document. Reproductions *
 * supplied by EDRS are the best that can be made from the original. *

ED132917

AE 008471

IDAHO POSTSECONDARY EDUCATION OPPORTUNITIES SURVEY REPORT



PURPOSE

In the late spring of 1976 the Postsecondary Education Advisory Council conducted a survey of all postsecondary offerings which are not part of any higher education institution's curriculum. The purpose of the survey was to identify postsecondary opportunities outside the higher education system in order to enable efficient and effective postsecondary planning in the State of Idaho.

PROCEDURE

In April of 1976, using as a model a survey from Oregon, a cover letter and questionnaire were developed. Twenty-two sample organizations were chosen representing churches, businesses, service organizations, industry and community education and the letter and survey were sent. Seventeen of the sample responded for a seventy-six percent reply. It was determined from this the survey was viable and work began for the general mailing.

A mailing list was assembled containing addresses of organizations in the broad categories of associations and service clubs, churches, banks, businesses, libraries, museums, galleries, media, medical education, recreation, schools, community schools, social services, state and federal agencies and unions.

In May 1976 two thousand and twenty-seven surveys were mailed. Nine hundred and seven were returned. One hundred and forty-three organizations indicated postsecondary offerings. As the returned surveys were received a card was filed in order to assemble a list of cooperating organizations. The names and addresses of the one hundred forty-three organizations (two surveys were returned only with organization indicated) with postsecondary offerings are recorded in Appendix VI of this report.

GENERAL OBSERVATIONS

- Religious institutions offer thirty-three percent of postsecondary programs followed by government agencies with eleven percent.
- One hundred twenty-five thousand two hundred seventy-eight Idahoans were served by programs outside of the regular curriculum of colleges and universities.
- Forty-five percent of the students were persons with high school education while twenty-five percent were persons with a college education.
- Thirty-three percent of the students were twenty to thirty years old while eight percent were fifty to sixty years old.
- Public school districts and religious institutions best served persons from fifty to sixty years old.
- Religious institutions consistently covered every age group and offered programs in each region.
- Idaho has two hundred four towns and ninety-six of these have a population of five hundred or less. These small towns only had programs offered by religious institutions and voluntary organizations.
- In towns with populations of twenty-five hundred to over twenty-five thousand every organization offers programs.
- Social sciences and humanities, home economics and home arts and natural resources have the most intensive coverage.
- Region Three has the most programs and the broadest offerings while Region One has the least programs and the least broad coverage.

RESULTS

On the following pages you will find the survey results.

Section I (Appendix I) shows the original survey page and the computer summary of the information.

Section II (Appendix II) shows the number of programs offered by course, category and by region. A total of five thousand two hundred and fifty-one post-secondary courses are offered throughout the state. If need was checked, that is indicated. This information appears in the format of the original survey for clarity. For each program category, the total offerings in each are shown.

Page three

Appendix III gives the total programs in each region. It shows how many survey program areas are not offered in each region. Total number of programs in each major category are shown.

Appendix IV lists courses which were written in for survey question twenty-two indicating areas not covered by survey categories.

Appendix V is the cover letter which accompanied the surveys and page one which defines postsecondary education offerings to be surveyed.

SECTION I

RESPONDENT INFORMATION

1. Circle the category which best describes your organization.
- (a) Business or industry
 - (b) Cooperative extension service
 - (c) Junior college
 - (d) Foundation
 - (e) Government agency
 - (f) Independent college
 - (g) Labor union
 - (h) Library
 - (i) Mass communication media
 - (j) Museum or art gallery
 - (k) Public college or university
 - (l) Public school district
 - (m) Proprietary school
 - (n) Religious institution
 - (o) Voluntary association
 - (p) _____
2. Approximately how many adults will have been served between July 1, 1975, and June 30, 1976?
- Males _____ Females _____ Total _____
3. What is the approximate educational background of the students who are served by your program(s)?
- (a) Less than high school _____%
 - (b) High School _____%
 - (c) College _____%
 - (d) Graduate School _____%
- Total 100%
4. What is the average age of these student?
- (a) Under 20 _____%
 - (b) 20 - 29 _____%
 - (c) 30 - 39 _____%
 - (d) 40 - 49 _____%
 - (e) 50 - 59 _____%
 - (f) 60 and over _____%
- Total 100%
5. What is the average size of community served by your programs?
- (a) 0 - 500 _____
 - (b) 501 - 2,500 _____
 - (c) 2,501 - 10,000 _____
 - (d) 10,001 - 25,000 _____
 - (e) 25,001 and over _____
6. Cost of course offerings to your organization?
- \$ _____

SUMMARY

ORGANIZATIONS PROVIDING POSTSECONDARY EDUCATION

| | |
|--|---------|
| Business or Industry | 5.0% |
| Cooperative Extension Service | 6.0% |
| Junior College | 1.0% |
| Foundation | 1.0% |
| Government Agency | 11.0% |
| Independent College | 3.0% |
| Labor Union | .0% |
| Library | 3.0% |
| Mass Communication Media | .0% |
| Museum or Art Gallery | 1.0% |
| Public College or University | 3.0% |
| Public School District | 5.0% |
| Proprietary School | 3.0% |
| Religious Institution | 33.0% |
| Voluntary Association | 10.0% |
| Other Groups | 10.0% |
| <u>Education Background of Students:</u> | |
| Avg # of Students Less Than HS Ed. | 21.0% |
| Avg # of Students With HS Ed. | 44.0% |
| Avg # of Students With College Ed. | 27.0% |
| Avg # of Students With Grad School Ed. | 20.0% |
| <u>Age of Students:</u> | |
| Avg # of Students Under 20 Yrs. | 23.0% |
| Avg # of Students 20-30 Yrs. | 34.0% |
| Avg # of Students 30-40 Yrs. | 21.0% |
| Avg # of Students 40-50 Yrs. | 13.0% |
| Avg # of Students 50-60 Yrs. | 7.0% |
| Avg # of Students Over 60 Yrs. | 9.0% |
| Total Number of People Served in 1976 | 125,278 |
| Percentage of Males | 41.0% |
| Percentage of Females | 58.0% |

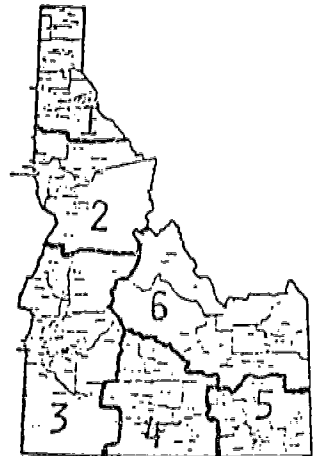
SUMMARY BY POPULATION

| <u>CATEGORY</u> | 0-500 | 501-2,500 | 2,501-10,000 | 10,001-25,000 | greater than 25,000 |
|-------------------------------|-------|-----------|--------------|---------------|---------------------|
| Business or Industry | | | C | D | E |
| Cooperative Extension Service | | | C | D | E |
| Junior College | | | | D | E |
| Foundation | | | C | D | |
| Government Agency | | B | C | D | E |
| Independent College | | | | D | E |
| Labor Union | | | | | |
| Library | | B | C | D | |
| Mass Communication Media | | | | | |
| Museum or Art Gallery | | | C | | E |
| Public College or University | | | C | D | E |
| Public School District | | B | C | D | E |
| Proprietary School | | | C | | E |
| Religious Institution | A | B | C | D | E |
| Voluntary Association | | | C | D | E |
| Other Groups | A | | C | D | E |

SUMMARY BY AGE

| | <u>Less than 20</u> | <u>20-29</u> | <u>30-39</u> | <u>40-49</u> | <u>50-59</u> | <u>Greater than 60</u> |
|-------------------------------|-------------------------|--------------|--------------|--------------|--------------|----------------------------|
| Business or Industry | 27% | 22% | 32% | 15% | 2% | 2% |
| Cooperative Extension Service | 8% | 21% | 24% | 17% | 12% | 17% |
| Junior College | 21% | 32% | 25% | 15% | 5% | 2% |
| Foundation | % | 100% | % | % | % | % |
| Government Agency | 17% | 33% | 14% | 14% | 12% | 11% |
| Independent College | 43% | 38% | 10% | 7% | 1% | 1% |
| Labor Union | % | % | % | % | % | % |
| Library | % | 18% | 26% | 26% | 22% | 8% |
| Mass Communication Media | % | % | % | % | % | % |
| Museum or Art Gallery | 9% | 32% | 39% | 12% | 5% | 5% |
| Public College or University | 11% | 28% | 30% | 19% | 9% | 4% |
| Public School District | 27% | 16% | 19% | 12% | 7% | 19% |
| Proprietary School | 52% | 37% | 9% | 1% | % | % |
| Religious Institution | 25% | 14% | 19% | 14% | 15% | 13% |
| Voluntary Association | 13% | 19% | 17% | 16% | 6% | 29% |
| Other Groups | 28% | 35% | 17% | 8% | 7% | 6% |

SECTION II
QUESTIONNAIRE



Indicate under the GEOGRAPHIC REGION section the number of programs offered in each region which corresponds with the regions on the map (large map front page).

Indicate under the PROGRAM FEE section an amount for fee charged, or if none is charged, use the letter N.

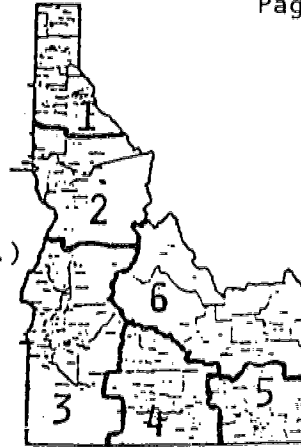
If inadequate or no programming exists in the particular category, but you feel that there is a need, place an X in the NEED section.

EXAMPLE:

| <u>PROGRAM</u> | <u>GEOGRAPHIC REGION</u> | | | | | | <u>AVERAGE PROGRAM FEE</u> | <u>NEED</u> |
|----------------------------|--------------------------|---|---|---|---|---|----------------------------|-------------|
| | 1 | 2 | 3 | 4 | 5 | 6 | 7 | 8 |
| Business and Management | | | | | | | | |
| Accounting and Bookkeeping | | | 3 | 5 | | | 25 | |
| Banking and Finance | | | 1 | | | | N | X |

The above indicates that for this particular respondent there are three programs in Region 3 and five programs in Region 4 for Accounting and Bookkeeping. The average fee for the program is \$25.00. Further, there is one program in Region 3 for Banking and Finance. No fee is charged and column 8 indicates there is need for additional programs in this field.

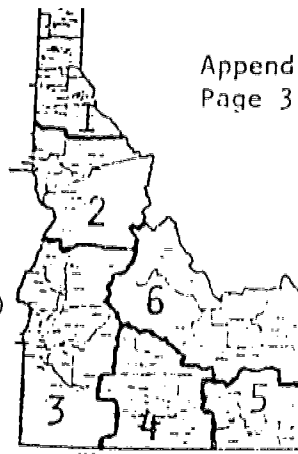
| <u>PROGRAM</u> | <u>GEOGRAPHIC REGION</u> | | | | | | <u>AVERAGE PROGRAM FEE</u> | <u>NEED</u> |
|--|--------------------------|---|----|----|---|---|----------------------------|-------------|
| | 1 | 2 | 3 | 4 | 5 | 6 | 7 | 8 |
| 1. Architecture and Environmental Design | | | | | | | | |
| (a) Architecture | | 1 | | | 1 | | | |
| (b) City, Community & Regional Planning | 4 | 1 | 10 | 5 | 7 | 3 | | X |
| (c) Environmental Design, General | | | | | 1 | | | X |
| (d) Interior Design | 32 | 5 | 3 | 10 | 5 | 8 | | X |
| (e) Landscape Architecture | 1 | 1 | 1 | 3 | 1 | 2 | | X |
| (f) Other | | 5 | 6 | 1 | | 2 | | X |



SECTION II (cont.)

| PROGRAM | GEOGRAPHIC REGION | | | | | | AVERAGE PROGRAM FEE | NEED |
|------------------------------------|-------------------|---|----|----|----|----|---------------------|------|
| | 1 | 2 | 3 | 4 | 5 | 6 | 7 | 8 |
| 2. Business and Management | | | | | | | | |
| (a) Accounting and Bookkeeping | 4 | 3 | 5 | 2 | 2 | 9 | | X |
| (b) Banking and Finance | 1 | 1 | 10 | 16 | 7 | 1 | | X |
| (c) Business English | | | 4 | 4 | | 1 | | X |
| (d) Business Mgn. & Administration | | | 3 | 4 | | 6 | | X |
| (e) Estate Planning | 2 | 1 | 5 | 3 | | 1 | | X |
| (f) International Business | | | | | | | | |
| (g) Investments and Securities | | 1 | 2 | 2 | 1 | | | X |
| (h) Marketing and Purchasing | 3 | 2 | 7 | 9 | 5 | 11 | | X |
| (i) Personnel and Training | | 2 | 5 | 4 | | 3 | | X |
| (j) Production | | | | | | | | |
| (k) Quantitative Methods | | 1 | | | | 1 | | X |
| (l) Real Estate and Insurance | 6 | 6 | 24 | 12 | 11 | 2 | | X |
| (m) Secretarial Science | | 3 | 4 | 4 | 5 | 3 | | X |
| (n) Supervision | 4 | 1 | 4 | 3 | 1 | 1 | | X |
| (o) Transportation | | 3 | 1 | | | 1 | | X |
| (p) Other | | 3 | 5 | 4 | 1 | | | X |

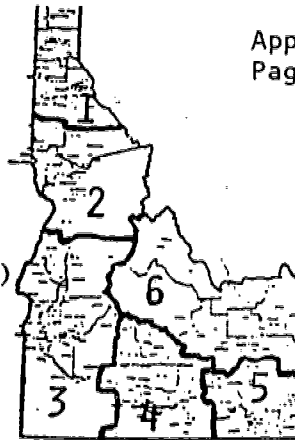
SECTION II (cont.)



| PROGRAM | GEOGRAPHIC REGION | | | | | | AVERAGE PROGRAM FEE | NEED |
|---------------------------|-------------------|----|----|----|---|----|---------------------|------|
| | 1 | 2 | 3 | 4 | 5 | 6 | | |
| 3. Communications | | | | | | | | |
| (a) Broadcast Technology | | | | 1 | | 1 | | X |
| (b) Reading | 6 | 3 | 13 | 7 | 8 | 6 | | X |
| (c) Spoken Communication | 4 | 6 | 13 | 13 | 8 | 8 | | X |
| (d) Written Communication | 5 | 11 | 8 | 9 | 6 | 11 | | X |
| (e) Other | | 1 | 14 | 2 | 1 | | | X |

| PROGRAM | GEOGRAPHIC REGION | | | | | | AVERAGE PROGRAM FEE | NEED |
|--------------------------------------|-------------------|---|---|---|---|---|---------------------|------|
| | 1 | 2 | 3 | 4 | 5 | 6 | | |
| 4. Computer and Information Services | | | | | | | | |
| (a) Computer Programming | 1 | 2 | 3 | 3 | 1 | 1 | | X |
| (b) Data Processing | | 1 | | 2 | | 1 | | X |
| (c) Systems, General | | 1 | 1 | | | | | X |
| (d) Other | 2 | 1 | 1 | | | | | X |

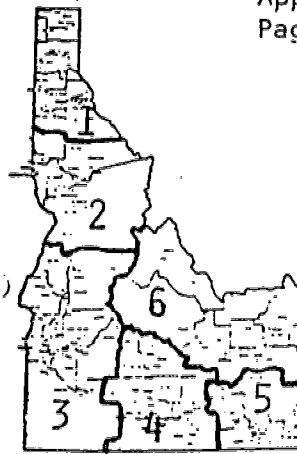
| PROGRAM | GEOGRAPHIC REGION | | | | | | AVERAGE PROGRAM FEE | NEED |
|-------------------------------------|-------------------|----|----|---|----|----|---------------------|------|
| | 1 | 2 | 3 | 4 | 5 | 6 | | |
| 5. Education | | | | | | | | |
| (a) Administration | 2 | 3 | 8 | 1 | 1 | 6 | | X |
| (b) Adult and Higher Education | | 4 | 5 | 1 | 6 | 1 | | X |
| (c) Curriculum and Instruction | 6 | 8 | 8 | 8 | 9 | 15 | | X |
| (d) Educational Technology | | 2 | 4 | 6 | 10 | 4 | | |
| (e) Primary and Secondary Education | 7 | 10 | 10 | 3 | 7 | 4 | | X |
| (f) Special Education | 4 | 8 | 11 | 3 | 6 | 1 | | X |
| (g) Other | | 4 | 19 | 5 | 12 | 4 | | X |



SECTION II (cont.)

| PROGRAM | GEOGRAPHIC REGION | | | | | | AVERAGE PROGRAM FEE | NEED |
|--|-------------------|---|----|---|---|----|---------------------|------|
| | 1 | 2 | 3 | 4 | 5 | 6 | | |
| 6. Engineering and Technology | | | | | | | 7 | 8 |
| (a) Applied Science | | | 5 | 1 | 1 | | | X |
| (b) Chemical Engineering | | | 1 | | | | | X |
| (c) Civil Engineering | 1 | | 2 | | | | | X |
| (d) Electrical Engineering, Electronics | 1 | | 3 | | | | | X |
| (e) Engineering Technologies | 2 | | 1 | | | | | X |
| (f) Environmental & Sanitary Engineering | 4 | 5 | 18 | 8 | 6 | 10 | | X |
| (g) Industrial Engineering | | | | | | | | |
| (h) Mechanical Engineering | | | 1 | | 1 | | | X |
| (i) Nuclear Engineering | | | | | | | | |
| (j) Other | | | 2 | 2 | | 1 | | X |

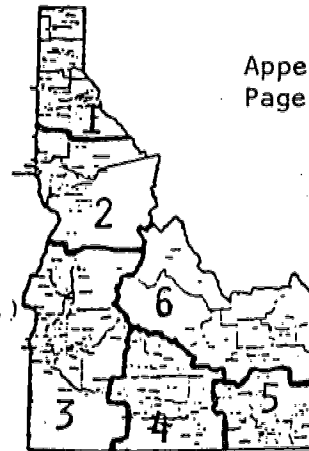
| PROGRAM | GEOGRAPHIC REGION | | | | | | AVERAGE PROGRAM FEE | NEED |
|---|-------------------|---|----|----|----|---|---------------------|------|
| | 1 | 2 | 3 | 4 | 5 | 6 | | |
| 7. Fine and Applied Arts | | | | | | | 7 | 8 |
| (a) Applied Design (ceramics, weaving, jewelry, commercial art) | 2 | 6 | 11 | 27 | 24 | 4 | | X |
| (b) Painting, Drawing, Sculpture | | 6 | 11 | 10 | 36 | 9 | | X |
| (c) Dance | 1 | 4 | 9 | 23 | 17 | 3 | | X |
| (d) Dramatic Arts | | 4 | 4 | 6 | 2 | 2 | | X |
| (e) Fine Arts, General | 2 | 3 | 3 | 9 | 5 | 1 | | X |
| (f) Music | | 2 | 4 | 5 | 10 | 5 | | X |
| (g) Photography | | 7 | 3 | 19 | 8 | 2 | | X |
| (h) Other | | | 2 | 8 | 2 | 1 | | X |



SECTION II (cont.)

| <u>PROGRAM</u> | <u>GEOGRAPHIC REGION</u> | | | | | | <u>AVERAGE PROGRAM FEE</u> | <u>NEED</u> |
|----------------------------------|--------------------------|---|----|----|----|---|----------------------------|-------------|
| | 1 | 2 | 3 | 4 | 5 | 6 | 7 | 8 |
| 8. Languages | | | | | | | | |
| (a) English as a second language | | | 9 | 10 | 5 | 1 | | X |
| (b) Other Languages, Specify | | 1 | 18 | 9 | 10 | 5 | | X |

| <u>PROGRAM</u> | <u>GEOGRAPHIC REGION</u> | | | | | | <u>AVERAGE PROGRAM FEE</u> | <u>NEED</u> |
|-----------------------------------|--------------------------|----|----|----|----|----|----------------------------|-------------|
| | 1 | 2 | 3 | 4 | 5 | 6 | 7 | 8 |
| 9. Health Professions | | | | | | | | |
| (a) Allied Health Sciences | | | 22 | | 8 | 2 | | X |
| (b) Dental Specialties | | | 1 | 1 | 2 | 1 | | X |
| (c) Health Professions, General | 1 | | 20 | 2 | 4 | 1 | | X |
| (d) Hospital & Health Care Admin. | | | 2 | 2 | | 1 | | X |
| (e) Medical Specialties | 1 | 1 | 1 | 2 | 3 | 4 | | X |
| (f) Nursing | 1 | 1 | 44 | 8 | 18 | 14 | | X |
| (g) Pharmacy | | | 10 | 1 | | 1 | | X |
| (h) Public Health | 17 | 3 | 2 | 6 | 9 | 3 | | X |
| (i) Other | 9 | 12 | 51 | 19 | 14 | 16 | | X |



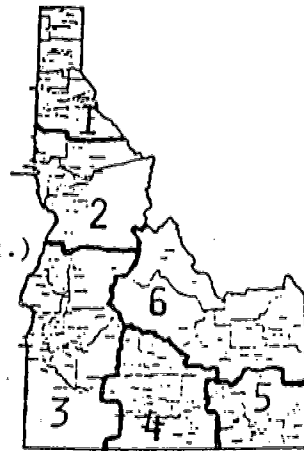
SECTION II (cont.)

| PROGRAM | GEOGRAPHIC REGION | | | | | | AVERAGE PROGRAM FEE | NEED |
|--|-------------------|----|----|----|----|----|---------------------|------|
| | 1 | 2 | 3 | 4 | 5 | 6 | 7 | 8 |
| 10. Home Economics and Home Arts | | | | | | | | |
| (a) Clothing and Textiles | 35 | 37 | 43 | 45 | 54 | 44 | | X |
| (b) Consumer Economics & Home Management | 6 | 6 | 12 | 13 | 8 | 12 | | X |
| (c) Family Relations & Child Development | 33 | 44 | 48 | 56 | 48 | 45 | | X |
| (d) Food Preparation | 8 | 15 | 31 | 16 | 9 | 10 | | X |
| (e) Food Preservation | 7 | 9 | 10 | 13 | 12 | 11 | | X |
| (f) Home Economics, General | 10 | 17 | 19 | 16 | 23 | 17 | | X |
| (g) Home Gardening | 5 | 6 | 12 | 9 | 13 | 13 | | X |
| (h) Interior Decorating | 22 | 24 | 33 | 34 | 32 | 34 | | X |
| (i) Nutrition | 24 | 36 | 54 | 43 | 36 | 39 | | X |
| (j) Other | | | | 1 | | | | |

| PROGRAMS | GEOGRAPHIC REGION | | | | | | AVERAGE PROGRAM FEE | NEED |
|------------------|-------------------|---|---|---|----|----|---------------------|------|
| | 1 | 2 | 3 | 4 | 5 | 6 | 7 | 8 |
| 11. Law | | | | | | | | |
| (a) Professional | 5 | 5 | 6 | 6 | 5 | 6 | | X |
| (b) Layman | 6 | 9 | 9 | 6 | 17 | 14 | | X |

| PROGRAMS | GEOGRAPHIC REGION | | | | | | AVERAGE PROGRAM FEE | NEED |
|---------------------|-------------------|---|---|---|---|---|---------------------|------|
| | 1 | 2 | 3 | 4 | 5 | 6 | 7 | 8 |
| 12. Library Science | | | | | | | | |
| | 1 | 5 | 3 | 3 | 3 | 8 | | X |

SECTION II (cont.)



PROGRAM

13. Mathematics

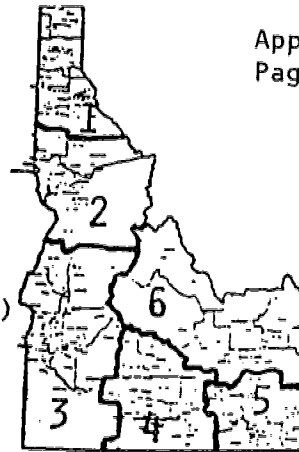
| GEOGRAPHIC REGION | | | | | | AVERAGE PROGRAM FEE | NEED |
|-------------------|---|----|---|---|---|---------------------|------|
| 1 | 2 | 3 | 4 | 5 | 6 | 7 | 8 |
| | 2 | 10 | 4 | 3 | 6 | | X |

PROGRAM

14. Natural Resources

- (a) Agriculture, General
- (b) Fish and Game Management
- (c) Food Science and Technology
- (d) Forestry
- (e) Mining
- (f) Natural Resources Management
- (g) Range Management
- (h) Water Resources
- (i) Other, Specify

| GEOGRAPHIC REGION | | | | | | AVERAGE PROGRAM FEE | NEED |
|-------------------|----|----|----|----|----|---------------------|------|
| 1 | 2 | 3 | 4 | 5 | 6 | 7 | 8 |
| 15 | 15 | 17 | 23 | 27 | 19 | | X |
| | | | 2 | | 2 | | X |
| | 1 | 7 | | | | | X |
| 7 | 7 | 3 | 3 | 3 | 3 | | X |
| | 2 | | | | 3 | | X |
| 3 | 3 | 3 | 2 | 4 | 5 | | X |
| 1 | 1 | 4 | 4 | 3 | 8 | | X |
| 3 | 2 | 9 | 8 | 7 | 10 | | X |
| 37 | 35 | 58 | 44 | 46 | 57 | | X |



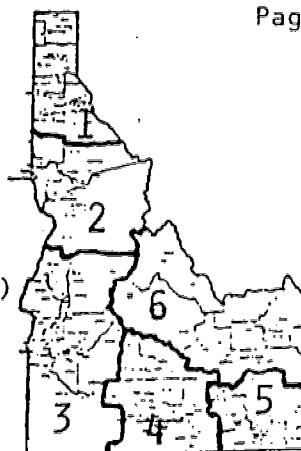
SECTION II (cont.)

| <u>PROGRAM</u> | <u>GEOGRAPHIC REGION</u> | | | | | | <u>AVERAGE PROGRAM FEE</u> | <u>NEED</u> |
|-------------------------|--------------------------|---|---|---|---|---|----------------------------|-------------|
| | 1 | 2 | 3 | 4 | 5 | 6 | 7 | 8 |
| 15. Natural Sciences | | | | | | | | |
| (a) Astronomy | | | 2 | 3 | 1 | 2 | | X |
| (b) Biological Sciences | 1 | 1 | 6 | 6 | | 9 | | X |
| (c) Chemistry | | 1 | 4 | | | 4 | | X |
| (d) Geology | 1 | | 4 | 1 | 1 | 8 | | X |
| (e) Metallurgy | | 1 | | 1 | | | | X |
| (f) Oceanography | | | | | | | | |
| (g) Physics | | | 2 | | | 2 | | |
| (h) Zoology | | | 3 | 1 | | 2 | | |
| (i) Other | | | | 1 | | | | X |

| <u>PROGRAM</u> | <u>GEOGRAPHIC REGION</u> | | | | | | <u>AVERAGE PROGRAM FEE</u> | <u>NEED</u> |
|----------------|--------------------------|---|----|----|----|---|----------------------------|-------------|
| | 1 | 2 | 3 | 4 | 5 | 6 | 7 | 8 |
| 16. Psychology | 1 | 4 | 22 | 11 | 17 | 7 | | X |

| <u>PROGRAM</u> | <u>GEOGRAPHIC REGION</u> | | | | | | <u>AVERAGE PROGRAM FEE</u> | <u>NEED</u> |
|--------------------------------------|--------------------------|---|----|---|----|---|----------------------------|-------------|
| | 1 | 2 | 3 | 4 | 5 | 6 | 7 | 8 |
| 17. Public Affairs and Services | | | | | | | | |
| (a) Law Enforcement & Corrections | 11 | 3 | 2 | 1 | 1 | 5 | | X |
| (b) Public Administration | | | 5 | | | 2 | | |
| (c) Social Work and Helping Services | | 2 | 11 | 6 | 10 | 6 | | X |
| (d) Other | | | 1 | | | | | X |

SECTION II (cont:)



PROGRAM

18. Recreation and Physical Education

- (a) Indoor
- (b) Outdoor

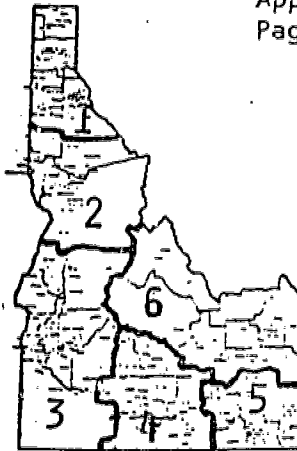
| GEOGRAPHIC REGION | | | | | | AVERAGE PROGRAM FEE | NEED |
|-------------------|---|----|----|----|----|---------------------|------|
| 1 | 2 | 3 | 4 | 5 | 6 | 7 | 8 |
| 3 | 3 | 18 | 25 | 33 | 11 | | X |
| 12 | 2 | 10 | 11 | 4 | 7 | | X |

PROGRAM

19. Social Sciences and Humanities

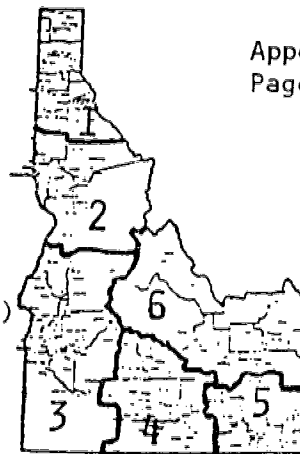
- (a) English
- (b) Economics
- (c) Gerontology
- (d) History
- (e) Literature
- (f) Political Science
- (g) Religion
- (h) Sociology
- (i) Other

| GEOGRAPHIC REGION | | | | | | AVERAGE PROGRAM FEE | NEED |
|-------------------|----|----|----|----|----|---------------------|------|
| 1 | 2 | 3 | 4 | 5 | 6 | 7 | 8 |
| | | 20 | 8 | | 8 | | X |
| | | 3 | | | 4 | | X |
| | 1 | 16 | | | | | X |
| | 1 | 8 | 9 | 8 | 5 | | X |
| | | 3 | 5 | 1 | 7 | | X |
| | | 6 | | 3 | 4 | | X |
| 61 | 34 | 33 | 97 | 50 | 16 | | X |
| | | 10 | 5 | 5 | 6 | | X |
| | | 8 | 1 | 4 | 3 | | X |



SECTION II (cont.)

| PROGRAM | GEOGRAPHIC REGION | | | | | | AVERAGE PROGRAM FEE | NEED |
|--------------------|-------------------|---|----|----|---|----|---------------------|------|
| | 1 | 2 | 3 | 4 | 5 | 6 | 7 | 8 |
| 20. Technology | | | | | | | | |
| (a) Automotive | 3 | 6 | 2 | 2 | 1 | 3 | | X |
| (b) Carpentry | 6 | 8 | 10 | 9 | 6 | 11 | | X |
| (c) Drafting | 2 | 1 | | 2 | 1 | 1 | | X |
| (d) Electricity | 6 | 7 | 9 | 10 | 6 | 11 | | X |
| (e) Machine | 4 | 5 | 9 | 8 | 6 | 12 | | X |
| (f) Metal | | | | | 1 | | | X |
| (g) Plumbing | | 1 | | | | | | X |
| (h) Upholstery | | | 2 | 3 | 1 | 1 | | X |
| (i) Welding | 7 | | 1 | 2 | 2 | 6 | | X |
| (j) Wood Work | | 1 | | 1 | 3 | 4 | | X |
| (k) Other, Specify | 1 | | | | 1 | 1 | | X |



SECTION II (cont.)

| PROGRAM | GEOGRAPHIC REGION | | | | | | AVERAGE PROGRAM FEE | NEED |
|--|-------------------|----|----|----|----|---|---------------------|------|
| | 1 | 2 | 3 | 4 | 5 | 6 | 7 | 8 |
| 21. General | | | | | | | | |
| (a) Adult Basic Education | 12 | 14 | 19 | 10 | 18 | 8 | | X |
| (b) Avocational (not covered elsewhere) | | | 1 | 2 | | | | |
| (c) Citizenship | | | | 2 | | | | X |
| (d) CLEP | | | 1 | 1 | | | | X |
| (e) Driver Education | 2 | 1 | 3 | | 1 | 2 | | X |
| (f) New Careers Development Training | | 1 | 1 | 2 | 1 | 2 | | X |
| (g) Personal/Family Living | 3 | 9 | 11 | 13 | 11 | 2 | | X |
| (h) Rehabilitation Programs | | | 7 | | | | | X |
| (i) Vocational Preparation (cosmetology, barbering, bartending, truck driving, flying, meat cutting) | 3 | 1 | 5 | | | | | X |

| PROGRAM | GEOGRAPHIC REGION | | | | | | AVERAGE PROGRAM FEE | NEED |
|---------------------------------------|-------------------|----|----|----|----|----|---------------------|------|
| | 1 | 2 | 3 | 4 | 5 | 6 | 7 | 8 |
| 22. Areas Not Covered Above (Specify) | | | | | | | | |
| (a) Total _____ | 15 | 16 | 49 | 36 | 22 | 22 | | |
| (b) _____ | | | | | | | | |
| (c) _____ | | | | | | | | |
| (d) _____ | | | | | | | | |
| (e) _____ | | | | | | | | |
| (f) _____ | | | | | | | | |
| (g) _____ | | | | | | | | |

Appendix III

| Regions | 1 | 2 | 3 | 4 | 5 | 6 |
|--|-----|-----|------|-----|-----|-----|
| Total Programs | 525 | 567 | 1526 | 978 | 879 | 776 |
| Number of survey program areas not covered | 70 | 46 | 21 | 31 | 45 | 30 |

TOTAL NUMBER OF PROGRAMS IN EACH MAJOR CATEGORY

1. Architecture & Environmental Design - 119
2. Business & Management - 266
3. Communications - 164
4. Computer & Information Services - 21
5. Education - 236
6. Engineering & Technology - 76
7. Fine & Applied Arts - 359
8. Languages - 68
9. Health Professions - 341
10. Home Economics & Home Arts - 1312
11. Law - 94
12. Library Science - 23
13. Mathematics - 25
14. Natural Resources - 516
15. Natural Sciences - 68
16. Psychology - 62
17. Public Affairs & Services - 66
18. Recreation & Physical Education - 139
19. Social Sciences & Humanities - 751
20. Technology - 216
21. General - 169
22. Areas not covered above (See Appendix IV) - 160

OFFERINGS NOT COVERED IN SURVEY CATEGORIES

| | |
|--------------------------------|----------------------------------|
| Arthritis Self-Help | Key Punch |
| Baby Sitting | Land Use |
| Cancer Self-Help Maintenance | Life of Christ |
| Cement Mason | Macrame |
| Chicano Culture | Ministerial Training |
| Chinese History | Photography |
| Christmas Arts & Crafts | Politics & Theology |
| Dale Carnegie Course | Prospecting |
| Diabetes Awareness | Quilting |
| Drugs & Alcohol in Our Society | Retirement Planning |
| Electrical Code | Seminars on Death & Dying |
| Environment | Sexuality |
| Equipment Operator | Taxes |
| Films & Theology | Teamster |
| Fire Service | Treatment Modality of Drug Abuse |
| First Aid | Volunterism |
| Government | Women in the Bible |
| Group Participation | Women's Survival Course |
| Heavy Duty Mechanic | World Hunger |
| Indo-Chinese | Yoga |
| Karate | |

STATE OF IDAHO
STATE BOARD of EDUCATION

Office of the Executive Director



614 W. State Annex #2
 Boise, Idaho 83720
 (208) 384-2270

May 1976

TO: Associates in Postsecondary Education
 FROM: Helen Werner, Survey Director *H.W.*
 SUBJECT: Enclosed Questionnaire

The Idaho Postsecondary Education Advisory Council is required to plan for an effective and efficient postsecondary education system for the state. As a first step, the council has decided to inventory all postsecondary offerings in Idaho, ranging from courses in classrooms to special offerings by various organizations.

Please help us by filling out the enclosed questionnaire. We're aware this may be just one more chore for you, but your assistance is essential if we are to turn out a complete survey of postsecondary education opportunities. We've defined our task broadly, but with a high rate of response we should be able to show not only the wide range of offerings, but those "grey areas" where there might be a need which no one is filling.

For your convenience, we've tried to make this survey as painless as possible. If you have any questions, please contact Darlene Foukal (384-2270) at the Office of the State Board of Education.

Thank you for your cooperation -- we hope!

Enclosure

P.S. If you do not conduct any type of postsecondary educational program, please sign the name and address of your organization and return this memo.

POSTSECONDARY EDUCATION OPPORTUNITIES

Agency, school or organization _____
Respondent _____
Address _____ City/Zip _____
Phone _____

Postsecondary Education

Postsecondary Education, for the purpose of this survey, describes courses open to the general public, which are planned educational programs NOT part of a regularly scheduled program at a public or private collegiate institution in Idaho.

Basically, these programs are described in the following categories:

1. Credit Courses

Academic credit is given by a college or university.

2. Continuing Professional Courses

These are taken for professional upgrading, licensing or certification. Not included are apprentice programs, in-service training or workshops for professions.

3. Cultural and Personal Interest Courses

These are courses taken for personal satisfaction and include offerings in arts and crafts and community problems.

ORGANIZATIONS WITH POSTSECONDARY OFFERINGS

1. Aberdeen Third Ward
Bishop Leslie J. Pratt
Box 197
Aberdeen, Idaho 83210
2. American Falls Community Education
Carol McCulloch
240 Polk
American Falls, Idaho 83211
3. United Methodist Church
Robert Schreiber
Box 426
American Falls, Idaho 83211
4. Lost River Church of Christ
Douglas L. Proctor
Box 3088
Arco, Idaho 83213
5. Abortion Alternative
c/o Kamenar Patten, Sec.-Treas.
Rt. #1, Hwy. 55
Boise, Idaho 83702
6. Anna M. Hettinger Unit
Marie A. Afflect, Secretary
301 East Bannock
Boise, Idaho 83702
7. Area Health Educ. Consortium of
Treasure Valley, Inc.
Robert H. Sabin
V.A. Hospital, 5th & Fort Streets
Boise, Idaho 83702
8. Biblical Studies Center
John W. Moreland
1025 Belmont
Boise, Idaho 83706
9. Boise LDS Institute of Religion
Richard V. Anderson, Director
1929 College Blvd.
Boise, Idaho 83706
10. Boise Schools Community Education
Senior Citizens
MaryAnn Seitz
1406 Eastman St.
Boise, Idaho 83702
11. Calvary Baptist Church
John Embery
911 So. Cole Road
Boise, Idaho 83705
12. Catholic Education Office
Father Bill Wassmuth, Director
of Education
7003 Franklin Road
Boise, Idaho 83705
13. Central District Health Dept.
Mary J. Campbell
700 Robbins Road
Boise, Idaho 83702
14. Christian & Missionary Alliance
Church
Rev. VanHoogen
Boise, Idaho
15. DHW, Division of Health
Bureau of Preventive Medicine
Fritz R. Dixon, M.D.
Statehouse
Boise, Idaho 83720
16. Dept. Health and Welfare
Mental Health Services
Elaine Uhren, Senior Program Dir.
1477 No. Orchard
Boise, Idaho 83704
17. First United Presbyterian Church
Assoc. Pastor Wm. A. Gildehaus
510 N. 10th Street
Boise, Idaho 83702
18. Idaho Conference of Seventh Day
Adventist
7777 Fairview
Boise, Idaho 83704
19. Idaho Cosmetologists Association
Veona M. McConnel, Executive Sec.
1630 Londoner Ave.
Boise, Idaho 83706
20. Idaho Migrant Council
Cookie Atkins
415 South 8th
Boise, Idaho 83706

21. Family Practice Residency of
Southwest Idaho
Jim Trounson
1015 N. 8th
Boise, Idaho 83702
22. Idaho Catholic Liturgical Comm.
Rev. W. Thomas Faulkes
7003 Franklin Road
Boise, Idaho 83705
23. Idaho Law Foundation
Mr. Ron Kull
P.O. Box 895
Boise, Idaho 83701
24. Idaho Society of Professional
Engineers-S.W. Chapter
Norman Dahm
1803 Potter Drive
Boise, Idaho 83706
25. Idaho State Dept. of Education
Harry Mills, Coordinator
Adult Basic Education
Len B. Jordan Bldg.
Boise, Idaho 83720
26. Idaho State Library
Helen M. Miller
325 W. State Street
Boise, Idaho 83702
27. Idaho Veterinary Medical Assoc.
A.P. Schneider, DVM
716 Idaho Street
Boise, Idaho 83702
28. ITT Link's School of Business
Burton L. Waite
970 Lusk
Boise, Idaho 83706
29. Peebles-Winter Music Co.
720 Idaho Street
Boise, Idaho 83702
30. Ralph L. Bowman & Associates
Ralph L. Bowman
36 No. Latah
Boise, Idaho 83705
31. Rape Crisis Alliance - YWCA
Jane Leeson
720 Washington
Boise, Idaho 83702
32. Real Estate Commission
G.G. "Jerry" Miller
633 No. 4th
Boise, Idaho 83702
33. River Street Neighborhood Center
Diane L. Bixler, Center Director
1191 Grand
Boise, Idaho 83706
34. SIMA
Keith Kendall
1450 W. Bannock
Boise, Idaho 83706
35. Southminster United Presbyterian
Church
6500 Overland
Boise, Idaho 83705
35. The Church of Christ Emmanuel
Rev. Wallace DePartee
10600 Fairview Ave., Rt. #6
Boise, Idaho 83702
36. City of Bonners Ferry
Box 149
Bonners Ferry, Idaho 83805
37. Panhandle Health District I
MaryJean Leach, PHN
P.O. Box 94
Bonners Ferry, Idaho 83805
38. First Christian Church
Harrie S. Young, Minister
1005 Poplar
Buhl, Idaho 83316
39. First Presbyterian Church
Rev. Robert L. Bigler
2100 Burton Ave.
Burley, Idaho 83318
40. American Red Cross
Mrs. Gwynne Brady, Office Manager
105 1/2 So. 7th
Caldwell, Idaho 83605

41. Continental College of Beauty
JoAnn Drew, Manager
217 South Kimball
Caldwell, Idaho 83605
42. Idaho State Pharmaceutical Assoc.
Jim McCulloch
2027 Brookside
Caldwell, Idaho 83605
43. LDS Church
Bishop Leo R. Hart
1903 Ray Street
Caldwell, Idaho 83605
44. The College of Idaho
Dr. Ward Tucker and Mr. James Roelofs
Caldwell, Idaho 83605
45. Southwest District Health Dept.
William M. Allred
Box 489
Caldwell, Idaho 83605
46. American Red Cross
Kootenai County Chapter
P.O. Box 908
Coeur d'Alene, Idaho 83814
47. Coeur d'Alene LDS Institute of Religion
C. Boyd Willden
810 River Ave.
Coeur d'Alene, Idaho 83814
48. First United Presbyterian Church
Sixth & Lakeside, Box 536
Coeur d'Alene, Idaho 83814
49. First United Methodist Church
Pastor Ronald R. Northrup
618 Wallace
Coeur d'Alene, Idaho 83814
50. North Idaho Building Contractor Assoc.
Evalyn Hallvik, Executive Officer
313 Coeur d'Alene Ave.
Coeur d'Alene, Idaho 83814
51. North Idaho College
E. Joyce Boswell
1000 W. Garden
Coeur d'Alene, Idaho 83814
52. St. Thomas Center
Sr. Helen Mason, S.P.
416 N. 10th Street
Coeur d'Alene, Idaho 83814
53. Panhandle Health District I
G. Steven Hurst, MSPH
Rt. #5, Box 61A
Coeur d'Alene, Idaho 83814
54. Region I MHC, Dept. of Health and
Welfare
H.C. Linneman, Ph.D.
P.O. Box 699
Coeur d'Alene, Idaho 83814
55. Cambridge Ward - LDS Church
Bishop Ferrel Crossley
Goodrich
Council, Idaho 83612
56. First United Presbyterian Church
Dr. James F. Mone, STD
212 East Third Street
Emmett, Idaho 83617
57. First Baptist Church
Ray W. Watson
Box V
Filer, Idaho 83328
58. Filer School District #413
Winona Watson, Community Coordinator
Box V
Filer, Idaho 83328
59. Firth Stake - LDS Church
President Dale L. Christensen
Rt. #1
Firth, Idaho 83236
60. Hailey LDS Church
Bishop Alden M. Packer
Box 280
Hailey, Idaho 83333
61. Hailey Office #15
First Security Bank of Idaho, N.A.
Hailey, Idaho 83333

62. BYU-Ricks Center for Continuing Ed.
Ronald W. Campbell
2630 N. Yellowstone
Idaho Falls, Idaho 83201
63. First Congregational Church
Rev. Clyde M. Martin
Box 2921
Idaho Falls, Idaho 83401
64. The Melody Shop
351 Broadway
Idaho Falls, Idaho 83401
65. LDS Church
Richard Everson
Rt. #1
Jerome, Idaho 83338
66. First Baptist Church
P.O. Box 98
Kellogg, Idaho 83837
67. Kimberly & Murtaugh United
Methodist Church
Box 326
Kimberly, Idaho 83341
68. Lava Community Church
Rev. R. Marsceam
P.O. Box 278
Lava Hot Springs, Idaho 83246
69. American Institute of Banking
Idaho First National Bank
P.O. Box 718
Lewiston, Idaho 83501
70. Girls Center, Inc.
29th St. & 5th Ave.
Lewiston, Idaho 83501
71. Lewis-Clark State College
Thomas Fellows
Lewiston, Idaho 83501
72. Lewiston-Clarkston YWCA
Nancy Howser, Program Director
300 Main Street
Lewiston, Idaho 83501
73. Mr. Nicks Beauty College
Nick Smith
#12 Fifth
Lewiston, Idaho 83501
74. Region II Mental Health
Donald R. Rasdin
1218 20th
Lewiston, Idaho 83501
75. Marsh Valley School District
Gary K. Brown
Box 764
McCammon, Idaho 83250
76. Community Congregational Church
Francis M. Koch
Box 762
McCall, Idaho 83638
77. McCall Recreation Program
Hugh H. Cooke
Box 967
McCall, Idaho 83638
78. Our Savior Lutheran Church
Rev. Dennis Neels
Box 912
McCall, Idaho 83638
79. Maranatha College
David Gjesdal, Director
1827 West Third
Meridian, Idaho 83642
80. Meridian Gospel Tabernacle
Pine Acres Camp, Inc., 1507 Meridian
Meridian, Idaho 83642
81. United Methodist Church
P.O. Box 266
Meridian, Idaho 83642
82. Moscow Chamber of Commerce
P.O. Box 9011
Moscow, Idaho 83843
83. North Central District Health Dept.
Ruby Hawkins, RN
Rm. 206, Latah County Courthouse
Moscow, Idaho 83843

84. University of Idaho
Office of Continuing Education
GRH 112
Moscow, Idaho 83843
85. University of Idaho
Cooperative Extension Service
Dr. Fred E. Kohl, Asst. Director
216 Morrill Hall
Moscow, Idaho 83843
86. Bethel Church of the Nazarene
James B. Stewart, Pastor
1423 2nd St. South
Nampa, Idaho 83651
87. Golden Eagle Audubon Society
Joy E. Arnett, Secretary
Rt. #1, Box 1457
Nampa, Idaho 83651
88. Grace Episcopal Church
Rev. Nathaniel W. Pierce
P.O. Box 937
Nampa, Idaho 83651
89. Northwest Nazarene College
Gilbert C. Ford
Nampa, Idaho 83651
90. Region III Bureau of Substance
Abuse, H&W
Virginia Beauchamp
508 E. Florida
Nampa, Idaho 83651
91. The Salvation Army
Captain Robert Lloyd
P.O. Box 497
Nampa, Idaho 83651
92. Clearwater Parish (Lutheran)
Rev. Ray Nichols
Rt. #1, Box 213
Orofino, Idaho 83544
93. Orofino Parks & Recreation
Judith N. Citterman
P.O. Box 312
Orofino, Idaho 83544
94. Retired Senior Volunteer Program
Irene B. Thorton (Director)
P.O. Box 1352
Orofino, Idaho 83544
95. Kirkpatrick Memorial Community
Church (Presbyterian)
Edson S. Pederson, Pastor
Box 566
Parma, Idaho 83660
96. Parma School District #137
Dr. Teddy R. Moore, Superintendent
Box 246
Parma, Idaho 83660
97. Paul United Methodist Church
Alice May Woolley
Box 44
Paul, Idaho 83347
98. Bible Baptist Church
Rev. Fred M. Sheldon
118 So. 8th St.
Payette, Idaho 83661
99. First United Methodist Church
Rev. Ralph A. Lawrence
502 N. 11th
Payette, Idaho 83661
100. Pierce Free Public Library
Mrs. Nina M. Ogden, Librarian
Box 386
Pierce, Idaho 83546
101. Valley Assembly of God
Rev. Len Schmutz
P.C. Star Route
Pinehurst, Idaho 83850
102. Catholic Community Board of Religion
Sister Mary Georgita Cunningham
P.O. Box 4005
Pocatello, Idaho 83201
103. Health & Welfare-Div. of Substance
Abuse
Tina Eaton, Drug Educ. Coordinator
Box 4166
Pocatello, Idaho 83201

104. Idaho Bank & Trust Co.
Ronald O. Brown
P.O. Box 1788
Pocatello, Idaho 83201
105. Museum of Natural History
David Wright
Idaho State University
Pocatello, Idaho 83209
106. Pocatello Community Education
Judy Kress
656 Victor
Pocatello, Idaho 83201
107. Pocatello Public Library
Michael Toth
Pocatello, Idaho 83201
108. Pocatello School Dist. Community
Education Director
Russ Mager
3115 Pole Line Road
Pocatello, Idaho 83201
109. YWCA
Betty V. Howard, Education Dir.
454 No. Garfield
Pocatello, Idaho 83201
110. Post Falls LDS Church
Bishop Wallace Krahn
211 Aspen Way
Post Falls, Idaho 83854
111. Aero Technicians, Inc.
Eldon C. Hart
Rexburg Airport (P.O. Box 44)
Rexburg, Idaho 83440
112. Ricks College
R. Brent Kinghorn
Rexburg, Idaho 83440
113. Upper Snake River Valley Historical
Society
P.O. Box 244
Rexburg, Idaho 83440
114. School District #251
Virgil Powell
201 Idaho Ave.
Rigby, Idaho 83442
115. School District #291
George Artemis
Box 790
Salmon, Idaho 83467
116. First Baptist Church
Dr. J. Ralph Daugherty
P.O. Box 737
Sandpoint, Idaho 83864
117. First Christian Church
Charles Wigton
P.O. Box 754
Sandpoint, Idaho 83864
118. Community Education
Wayne D. Griffin
214 S. Emerson
Shelley, Idaho 83274
119. Firth Shelley Community Education
Lenore Christensen, Librarian
159 S. Milton
Shelley, Idaho 83274
120. Goshen LDS Ward
Jerry Sagendorf
Route #2, Box 154B
Shelley, Idaho 83274
121. Church of Jesus Christ of
Latter-Day Saints
Shoshone, Idaho 83352
122. Presbyterian Church
Kenneth L. Stafford
Box 716
Soda Springs, Idaho 83276
123. Community Presbyterian Church
Merna Park
1100 College
St. Maries, Idaho 83861

124. College of Southern Idaho
Marvin Glasscock
P.O. Box 1238
Twin Falls, Idaho 83301
125. Crafty John's
Mary Schill
321 Main East
Twin Falls, Idaho 83301
126. Diocese of Idaho (Episcopal)
The Rev. Albert E. Allen,
Chairman, Continuing Educ.
210 Blue Lakes Blvd. North
Twin Falls, Idaho 83301
127. Magic Valley YMCA
Charles Upton
1751 Elizabeth Blvd.
Twin Falls, Idaho 83301
128. Mr. Juan's College Hair Design
E.B. Scholes, Manager
577 Lynwood Mall
Twin Falls, Idaho 83301
129. Twin Falls American Red Cross
Irene Basom
718 Shoshone St. East
Twin Falls, Idaho 83301
130. YWCA
Karen Price, Executive Director
1751 Elizabeth Blvd.
Twin Falls, Idaho 83301
131. Community Education Pocatello
Mrs. Gary Wiese
Route #1
Victor, Idaho 83455
132. AGC Craft Training School
P.O. Box 510
Weiser, Idaho 83672
133. Concordia Lutheran Church
Court & East 4th
Weiser, Idaho 83672
134. Weiser Recreation Department
E. Lynn Robinson
55 West Idaho
Weiser, Idaho 83672
135. Wilder United Methodist Church
Tom Tate
Box 223
Wilder, Idaho 83676
136. Children's Home Society/dba
Warm Springs Center
Barry Watts, Executive Director
Box 1128
Boise, Idaho 83701
140. Boise State University
1910 College Blvd.
Boise, Idaho 83725
141. Idaho State University
Pocatello, Idaho 83209