

DOCUMENT RESUME

ED 132 802

EC 092 371

TITLE Maine-Niles Association of Special Recreation.
 INSTITUTION Iowa Univ., Iowa City. Recreation Education Program.
 SPONS AGENCY Bureau of Education for the Handicapped (DHEW/OE), Washington, D.C.
 PUB DATE [76]
 NOTE 29p.; A project of the National Institute on New Models for Community Based Recreation Programs and Services for Handicapped Children and Youth (Skokie, Illinois); For related information, see EC 092 362-372

EDRS PRICE MF-\$0.83 HC-\$2.06 Plus Postage.
 DESCRIPTORS Activities; Budgets; *Community Programs; Demonstration Projects; Exceptional Child Services; Financial Support; *Handicapped; Leisure Time; *Normalization (Handicapped); Objectives; Personnel; *Program Descriptions; Recreational Facilities; *Recreational Programs; Rehabilitation; Surveys

IDENTIFIERS Illinois (Skokie); Maine Niles Association for Special Recreation

ABSTRACT

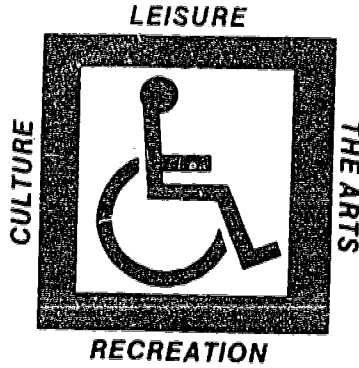
Presented are duplications of the responses given by Maine-Niles Association of Special Recreation (Skokie, Illinois) as part of a project to collect, share, and compile information about, and techniques in the operation of 18 community action models for recreation services to the disabled. Model programs are categorized as consumer, client competency, recreation and leisure services, parks and recreation, rehabilitation, and voluntary health agency models. Reported are program services in the following areas: population served (handicapped of all ages); primary activities (swimming, arts and crafts, dance, drama, educational activities, outdoor recreation, sports, and social activities); primary facilities used (park facilities, schools, bowling alleys, and pools); staffing (an administrator, three recreation supervisors, 80 part-time recreation leaders, and 25 volunteers); total budget (\$184,934) and primary sources of support (special district funds, concessions, fees and charges, and city parks and recreation funds); and values and goals achieved through the program (equality of opportunity, normalization, social skill acquisition, physical fitness, leisure fulfillment, self expression, and cultural enrichment). A copy of the completed survey form is also provided. (SBH)

Documents acquired by ERIC include many informal unpublished materials not available from other sources. ERIC makes every effort to obtain the best copy available. Nevertheless, items of marginal reproducibility are often encountered and this affects the quality of the microfiche and hardcopy reproductions ERIC makes available via the ERIC Document Reproduction Service (EDRS). ERIC is not responsible for the quality of the original document. Reproductions supplied by EDRS are the best that can be made from

ED132802

U.S. DEPARTMENT OF HEALTH,
EDUCATION & WELFARE
NATIONAL INSTITUTE OF
EDUCATION

THIS DOCUMENT HAS BEEN REPRO-
DUCED EXACTLY AS RECEIVED FROM
THE PERSON OR ORGANIZATION ORIGIN-
ATING IT. POINTS OF VIEW OR OPINIONS
STATED DO NOT NECESSARILY REPRESENT
OFFICIAL NATIONAL INSTITUTE OF
EDUCATION POSITION OR POLICY



Model: Maine-Niles Association of Special Recreation

4400 Grove Street

Skokie, Illinois 60016

(312) 674-5512

Barbara Sternfeld, Executive Director

Community Population Size: 247,200

New Models for Community Based Recreation


for Handicapped Children and Youth

The Project	The Sponsor	The Implementor
National Institute on New Models for Community Based Recreation Programs and Services for Handicapped Children and Youth	Bureau of Education for the Handicapped, Office of Education, U. S. Department of Health, Education and Welfare	John A. Nesbitt, Project Director, Recreation Education Program, The University of Iowa, Iowa City, Iowa 52242 (tel. 319/353-6808)

EC092371

The University of Iowa

Iowa City, Iowa 52242



1847

Recreation Education Program

(319) 353-4989

Dear Colleague:

The project, "National Institute on Models for Community Based Recreation for Handicapped Children and Youth," is entering its second year. During the first year, a survey and identification of existing programs was undertaken, as well as the convening of the National Institute at the University of Iowa.

The National Institute, held July 7-9, endeavored to collect, share, and compile information about, and techniques in, the operation of the most feasible and effective methods of community action models for recreation service to the disabled.

As an outgrowth of these efforts, training materials are being developed and plans are being made for the replication of the National Institute in all regions of the United States.


A number of successful models were identified and have transmitted data to the project staff with permission for us to distribute the information.

Enclosed are duplications of the responses from eighteen of the identified models. Additional training materials will be distributed based upon completion of response forms.

Sincerely,



John A. Nesbitt, Project Director



Kenneth J. Zucker, Research Assistant

CONSUMER MODELS

National Wheelchair
Basketball Association
University of Kentucky
Lexington, Kentucky
Stan Labanowich

Berkeley Outreach
Recreation Program
Berkeley, California
Susan Sygall and
Diane Schecter

CLIENT COMPETENCY MODEL

Avocational Counseling Project
Milwaukee Public Schools
Division of Recreation and Adult Education
Milwaukee, Wisconsin
Robert P. Overs

RECREATION AND LEISURE SERVICE MODELS

Recreation Center for the Handicapped
San Francisco, California
Janet Pomeroy

Recreation Services for the
Handicapped, Inc.
Memphis, Tennessee
Paul Regan

PARKS AND RECREATION MODELS

Maine-Niles Association of
Special Recreation
Skokie, Illinois
Barbara Sternfeld

ANCHOR
Town of Hempstead
Hempstead, New York
Douglas Baylis

Leisure Center
City of Portland
Portland, Maine
Karen Boulos and
Beth Barney

Recreation Programs for the
Handicapped
City of Miami
Miami, Florida
Max Forman

Program for Special
Populations
City of Wilmington
Wilmington, North Carolina
Ellen Lilyquist

Recreational Services for
the Handicapped
City of Baltimore
Baltimore, Maryland
Doris Samuels

Rehabilitation Unit
County of Los Angeles
Los Angeles, California
Rochelle Swanson

Special Services Programs
King County
Seattle, Washington
Christopher Eubanks

REHABILITATION MODELS

Coordinated Approach to
Community Recreation
Temple University
Philadelphia, Pennsylvania
Viki Annand

Leisure Services
State Technical Institute
and Rehabilitation Center
Plainwell, Michigan
Carol Peterson

VOLUNTARY HEALTH AGENCY MODELS

Westchester Lighthouse
New York Association for the Blind
White Plains, New York
Chester T. Williams

Socio-Recreative Programs
for the CP and/or Multiply
Handicapped
United Cerebral Palsy
Hartford, Connecticut
Craig Huber

II. Number of Handicapped Served

General Category:

The model respondent indicated the scope of disabilities served and their numbers, when available.

	0-2 Infant	2-4 Pre-school	6-12 Elementary Age	13-15 Junior High	16-19 High School	20-30 Young Adult	31-45 Adult	46-61 Mature Adult	62 and Over - Retirement	5 years old	Total	
Aged with Impairments							3	11			14	
Blind and Visually Handicapped			7		2	1				2	12	
Deaf and Hard of Hearing		2	31	4	1	2				1	40	
Deaf-Blind		1								1	1	
Drug Problems											0	
Learning Disabilities	1	5	15	14	8						217	
Mentally Retarded - Trainable	2	3	11	5	3	4	5	9	2	62	4	180
Mentally Retarded - Educable			3	3	1	9	1	9	2	1	74	
Physically Handicapped	3	2	2	1	1	4	5	5		4	77	
Speech and Communication Impairments										1	1	
Social Offenders - Adult											0	
Social Offenders - Youth											0	
Other Health Impairments	9	3	5	1						16	61	
Emotionally Handicapped		31	5	4	1						41	
Multiply Handicapped		3	2	3	1						9	

*These numbers do not represent total participation. They indicate individual participants. Each of these participants may be involved in one to twenty programs each year.

III. Objectives/Goals

The outcomes relate to the overall philosophy and goals toward the handicapped program and services within this agency. The indication of the level of concern is in regard to the program outcomes.

← Program Outcome Handicapped Programs →	← Level of Concern →			
	Very High	High	Moderate Concern	Is of no Concern
For Fun and Enjoyment	X			
For Activity Skill Acquisition		X		
For Career Education			X	
For Physical Rehabilitation			X	
For Equality of Opportunity	X			
For Normalization	X			
For Social Skill Acquisition	X			
For Physical Fitness	X			
For Independent Living		X		
For Leisure Fulfillment	X			
For Self-Expression	X			
For Cultural Enrichment	X			
Other (Please describe:) <u>For determining what level</u> <u>of recreation each indivi-</u> <u>dual should be involved in</u> <u>from therapy to fun.</u>	X			
Other (Please describe:) <u>For better quality of life.</u>	X			

IV. Philosophy

The circled response indicates the agency's level of agreement with each of the following statements.

Statements	Agree ←————→ Disagree				
	5	4	3	2	1
1. Recreation programs for the handicapped should be considered <u>basic</u> to a total recreation program.	5	4	3	2	1
2. Evaluation procedures of a recreation program should include input in the process handicapped representations.	5	4	3	2	1
3. Recreation programs for the handicapped require professionally trained staff personnel.	5	4	3	2	1
4. Our recreation agency recognizes a need for a statewide Therapeutic Recreation Specialist for consultation with community recreation agencies.	5	4	3	2	1
5. The handicapped citizenry of a community have the <u>right</u> to consistent availability of recreation and leisure services.	5	4	3	2	1
6. Recreation programs for the handicapped are more costly than "normal" recreation program activities.	5	4	3	2	1
7. Insurance is a "barrier" to the initiation of recreation programming for the handicapped.	5	4	3	2	1
8. It is important that recreation and park professionals take action to remove architectural barriers from their present facilities and require future facilities to be barrier-free.	5	4	3	2	1
9. There exist some direct values to having consumer input thru handicapped people in recreation planning and design.	5	4	3	2	1
10. At this time, there are no <u>specific</u> federally funded programs for the provision of actual recreation services to the handicapped.	5	4	3	2	1

11. In many instances, existing municipal recreation and park personnel can adequately conduct and supervise recreation programs for the handicapped.	5	4	3	2	1
12. Recreation programs for the handicapped are best provided in a segregated manner--that is separate activities and facilities for the handicapped.	5	4	3	2	1
13. Recreation has the potential to promote positive change--that is it has the potential to be "therapeutic."	5	4	3	2	1
14. At the present time, local, state and federal funding assistance is sufficient to meet handicapped programming needs.	5	4	3	2	1
15. When designing recreation programs for the handicapped, integrated programs are best--those that combine handicapped and non-handicapped participation.	5	4	3	2	1
16. The involvement of municipal recreation agencies to research activity is important.	5	4	3	2	1
17. The present city government recognizes fully the importance of recreation and leisure fulfillment for its citizens and the community at large.	5	4	3	2	1
18. Recreation programs for the handicapped should be considered <u>supplemental</u> to the total recreation program.	5	4	3	2	1
19. Activity programs for the handicapped often require expenditure outlays for special recreational equipment.	5	4	3	2	1
20. Overcoming mis-perceptions and attitude barriers is often needed when initiating a recreation program for the handicapped.	5	4	3	2	1

Additional issues, problems and their level of concern.

- | | | | | | |
|---|---|---|---|---|---|
| 21. Recreation programs for the handicapped should have equal priority for use of community facilities. | 5 | 4 | 3 | 2 | 1 |
| 22. Recreation programs for the handicapped should use already existing community facilities; not special facilities. | 5 | 4 | 3 | 2 | 1 |

V. Consumerism

The consumer involvement in decision making through this service is indicated below.

	Serve on General Recreation or Park Commission		Serve on Special Advisory or Policy Committee or Board for Handicapped Persons	
	Yes	No	Yes	No
Handicapped youth	X			
Handicapped adults	X			
Parents/Relatives of Handicapped	X		X	
Advocates for Handicapped				
Voluntary Health Agency Representatives				
Professional Rehabilitation Representatives			X	
Other <u>Elected officials</u>			X	
Other <u>Park district professionals</u>			X	
Other _____				

Description of other consumerism and advocacy activities related to the program for handicapped.

The Executive Director is a recreation consultant to the Illinois Governor's Committee for the Handicapped.

VI. Funding

Below is information on the budget for the current fiscal year, or the most recent year available. In some cases, figures are approximate.

A. The total budget/expenditures for the Program for Handicapped during the current fiscal year is _____ \$ 184,934

B. The major sources of funds which make up this budget are the following:

City parks and recreation funds _____	\$	<u>9,356.00</u>
Local school district funds _____	\$	_____
Other city agency/department funds _____	\$	_____
County source of funds _____	\$	_____
Special district funds _____	\$	_____
State grants _____	\$	<u>105,426.00</u>
Federal grants _____	\$	_____
Contributions, donations _____	\$	<u>6,000.00</u>
Concessions _____	\$	<u>2,500.00</u>
Fees & Charges _____	\$	_____
Other _____	\$	<u>31,600.00</u>
(Bank carry over) _____	\$	<u>29,200.00</u>
Total (Interest) _____	\$	<u>1,000.00</u>
	\$	<u>185,082.00</u>

C. Information on the sources of Federal and State public funds. These can be used to gain insight into means developed to provide support for leisure services for the handicapped.

SOURCE OF FUNDS	AMOUNT	TYPE POPULATION SERVED	NUMBER SERVED
Federal*Federal Revenue Sharing	\$6,000.00	All handicaps	1500/year
State*			
County			
Local	.02% of the equalized \$114,782.00	All handicaps	1500/year
Private			

VII. Budget Information

Total yearly budget for this program/service \$184,934.00

Percent of total budget earmarked for special populations program

100%

Classification of Budget Expenditures: An indication of expenditures by percentage and service.

A. Services-Personnel

- 1. Salaries, full-time \$51,254.00
- 2. Salaries, part-time \$44,149.00
- 3. Other compensations \$ 741.00

B. Services-Contractual

- 1. Communication \$864.00
- 2. Transportation \$42,110.00
- 3. Printing, binding, and advertising \$3,018.00
- 4. Heat, light, power and water _____
- 5. Repairs (equipment/structures) \$470.00
- 6. Janitorial, cleaning, other services _____

C. Commodities

- 1. Supplies \$6,491.00
- 2. Materials \$1,000.00

D. Current Charges

- 1. Rents \$18,965.00
- 2. Insurance 2,713.00
- 3. Refund, awards, indemnities \$2,350.00

E. Current Obligations

- 1. Pensions and retirements \$9,265.00
- 2. Grants and subsidies \$1,544.00
- 3. Taxes _____

F. Properties

- 1. Buildings and improvements _____
- 2. Equipment _____
- 3. Land _____

G. Debt Payments

VIII. Personnel

This relates to the number and type of staff utilized in program delivery for handicapped children and youth; the number and type recommended for their present situation; and the employment of handicapped individuals.

Key Terms: Full-Time - Staff Individuals whose responsibilities are concentrated on handicapped programs.
 Part-Time - Staff individuals whose responsibilities are partially concentrated on handicapped programs; or staff employed for handicapped programs on a percentage of time basis.
 (1/2 time; 1/4 time)

← Actual Staffing Pattern Present →

← Recommended Staffing Pattern →

Handicapped Individual Employed

-Job Descriptions--

Job Descriptions	Total Number Employed		Education Preparation Possessed					Experience Level Possessed					Total Number Employed				
	Full-Time	Part-Time	Less than High School	High School	A.A.	B.A. or B.S.	M.A. or M.S.	Ed.D. or Ph.D.	0-1 Year	1-3 Years	3-5 Years	5-8 Years		8-Over Years			
Consultant																	
Administrator	1					1				1							
Supervisor (TR Specialist)*	3					3				3							
Leader (TR Worker)*	80								35	30	15						
Aide II (TR Technician)*									35								5
Aide I (TR Assistant)																	
Volunteer	25		8	17					25								1



IX. Staff Development Training

Staff personnel involved and the training topics presently conducted in this agency. Also, recommended status.

Participants in Staff Development

	← Presently Conducted →										← Recommended →										
	Orientation (Agency Policy/Philosophy, etc)	Administrative/Management Skills	Program Activity Skills	Support Services	Special Equipment Needs	Safety/First Aid Procedures	Physical Barriers	Attitudinal Barriers	Leadership Training	Other Topics (Fill In)	Orientation (Agency Policy/Philosophy, etc)	Administrative/Management Skills	Program Activity Skills	Support Services	Special Equipment Needs	Safety/First-Aid Procedures	Physical Barriers	Attitudinal Barriers	Leadership Training	Other Topics (Fill In)	
Consultant	X		X	X	X	X	X	X	X		X		X	X	X	X	X	X	X	X	
Board Members	X			X	X		X	X			X			X	X		X	X			
Administrator	X	X		X	X	X	X	X			X			X	X	X	X	X			
Supervisor	X	X		X	X	X	X	X			X					X	X	X			
Leader	X		X		X	X	X	X	X		X		X		X	X	X	X	X	X	
Aide	X		X		X	X	X	X	X		X		X		X	X	X	X	X	X	
Volunteer	X		X		X	X	X	X	X		X		X		X	X	X	X	X	X	
Other																					



X. Interagency Coordination

Identification of those agencies with which the model coordinates programs and services and the type of coordination utilizing the following code.

- "1" - Formal written agreement
- "2" - Informal agreement, frequent coordination
- "3" - Information agreement, infrequent coordination
- "4" - No coordination utilized

Clients/Participants
Contracted Programs
Equipment
Facilities
Monetary/Fund Support
Personnel-Consultant
Personnel-Supervisor
Personnel-Leaders
Personnel-Volunteers
Public Information
Training
Transportation
Other:
Other:
Other:

Voluntary Health Agencies

Arthritis	4																			
Blind	2	X	X	X		X	X	X	X	X	X	X	X							
Cancer	4																			
Cerebral Palsy	3	X	X					X	X	X	X	X								
Deaf	2	X	X	X		X	X	X	X	X	X	X	X							
Epilepsy	4																			
Heart	1	X	X	X	X	X	X	X	X	X	X	X	X	X						
Mentally Ill	2	X	X	X	X			X	X	X	X	X	X	X						
Mentally Retarded	2	X	X	X	X			X	X	X	X	X	X	X						
Muscular Dystrophy	2	X	X	X	X			X	X	X	X	X	X	X						
Multiple Sclerosis	2	X	X	X	X			X	X	X	X	X	X	X						
Other:																				
Other:																				

General Social/Rehabilitation Services

Goodwill Industries	4																			
Red Cross	2	X	X					X					X							
United Fund	3	X	X										X							
Other:																				
Other:																				

Public Social/Rehabilitation Services

Local Education Agencies	1	X	X	X	X	X	X	X	X	X	X	X	X	X	X					
State Education Agencies	1	X	X	X	X	X	X	X	X	X	X	X	X	X	X					
Mental Retardation-State Service	3	X	X	X	X	X	X	X	X	X	X	X	X	X	X					
Mental Illness - State Service	3	X	X	X	X			X	X	X	X	X	X	X						
Corrections - State Service	3	X	X	X	X			X	X	X	X									
Nursing Home/Convalescent	2	X	X	X	X			X	X	X	X	X	X	X						
Extended Care/Board and Care	3	X	X	X	X			X	X	X	X	X	X	X						
Aging-State Service	4							X	X	X	X	X	X							
Vocational Rehabilitation	3	X	X	X	X	X	X	X	X	X	X	X	X	X						
Crippled Children	2	X	X	X	X			X	X	X	X	X	X	X						
Other:	1	X	X	X	X	X	X	X	X	X	X	X	X	X						
Other:																				

Medical/Rehabilitation

Community Hospital																				
Rehabilitation Center	2	X	X	X				X	X	X	X	X	X	X						
General Medical Facility	2	X	X	X				X	X	X	X	X	X	X						
Other:	2	X	X	X				X	X	X	X	X	X	X						
Other:																				

XI. Public Information

This information relates to the type and frequency of public information methods utilized by this program/service.

← Methods Utilized →		← Frequency →							
		Do You Utilize		Once a Day	Once a Week	Once a Month	Once a Quarter	Once a Half-Year	Once a Year
Yes	No								
Annual Report	X							X	
Brochures	X								X
Bulletins (churches, volunteer agencies, etc.)	X								X
Calendars									
Handbills or Posters	X								X
Newsletters	X				X				
Newspaper Releases or Columns	X		X						
Radio Releases	X								X
Television Releases or Programs	X							X	

XII. Handicapped Find

Potential Participant Identification:

Methods used to locate individuals eligible to participate in the special populations program/service.

	Utilize		Frequency of Mechanism Use					Effectiveness		
	Yes	No	Continuous	Weekly	Monthly	Yearly	Randomly Throughout Year	Very Effective	Effective	Ineffective
Church Groups	X						X			X
Civic Organizations	X						X			X
Community Education	X						X	X		
Health Agencies	X		X					X		
Local Task Force										
Media Campaign (Radio & TV)	X						X	X		
Printed Material (Brochures & Pamphlets)	X		X					X		
Public School System	X		X					X		
Questionnaire to General Community		X								
Questionnaire to Present Participants	X				X			X		
Telephone Contacts	X						X	X		
Voluntary Agencies	X						X	X		
Word-of-Mouth	X		X					X		
Other <u>Sheltered Workshops</u>	X		X					X		
<u>Community Live-in facilities</u>	X		X					X		

XIII. Special Problems Areas

The respondent reported their experience on these common areas of program obstacles.

Problem Areas	This was a problem in providing service		The agency has solved this problem	
	Yes	No	Yes	No
Architectural Barriers	X		Somewhat	
Transportation for Participants	X		X	
Insurance for staff participants, volunteers		X		
Staff and Indirect Barriers		X		
Community attitudinal Barriers	X		X	
Locating or finding handicapped	X		X making progress	
Inadequate funding for programs	X		X	
Training of staff to serve handicapped		X		
Employment of Handicapped in Recreation and Leisure Service		X		

Efforts and success in eliminating any of the above problems or other special problems.

1. Architectural barriers - act as consultant in building plans of new park facilities
2. Transportation - have purchased bus with hydraulic lift
3. Community, attitudinal barriers - have had large-scale community education campaign.
4. Locating or finding handicapped - have worked with total community to identify populations in need of special recreation service
5. Inadequate funding - involved in drafting and passage of enabling legislation to levy special tax. Passed referendum in each member Park District to levy .02% of equalized assessed valuation

XIV. Program

The following six pages are related to the activity structure of the program/service. Each page is divided into two sections -- one dealing with the age group the program is concerned with and the second dealing with the frequency with which each activity is offered.

Currently offer this program/activity Group served by program/activity Frequency that program/activity is offered

	Currently offer this program/activity		Group served by program/activity					Frequency that program/activity is offered					
	Yes	No	Pre-School (0-5)	School-Aged (6-12)	Teen (13-19)	Young Adult (20-35)	Adult (36-62)	Senior Citizen (63+)	Daily	Weekly	Monthly	Yearly	Other
<u>Aquatics</u>													
- Life Saving		X											
- Swimming - Instructional	X		X	X	X	X	X		X				
- Swimming - Free	X					X	X		X				
- Water Sports	X												
- Water Safety	X												
- Other: _____													
- Other: _____													

	Currently offer this program/activity		Group served by program/activity					Frequency that program/activity is offered					
	Yes	No	Pre-School (0-5)	School-Aged (6-12)	Teen (13-19)	Young Adult (20-35)	Adult (36-62)	Senior Citizen (63+)	Daily	Weekly	Monthly	Yearly	Other
<u>Crafts</u>													
- Floral Crafts		X											
- Leather Crafts		X											
- Mechanical Crafts		X											
- Metal Crafts		X											
- Paper Crafts	X				X				X				
- Wood Crafts	X				X	X			X				
- Handicrafts	X				X				X				
- Other: _____													
- Other: _____													

	Currently offer this program/activity		Group served by program/activity					Frequency that program/activity is offered					
	Yes	No	Pre-School (0-5)	School-Aged (6-12)	Teen (13-19)	Young Adult (20-35)	Adult (36-62)	Senior Citizen (63+)	Daily	Weekly	Monthly	Yearly	Other
<u>Cultural/Ethnic</u>													
- Festival		X											
- Exhibits/Demonstrations		X											
- Other: _____													
- Other: _____													

	Currently offer this program/activity		Group served by program/activity					Frequency that program/activity is offered					
	Yes	No	Pre-School (0-5)	School-Aged (6-12)	Teen (13-19)	Young Adult (20-35)	Adult (36-62)	Senior Citizen (63+)	Daily	Weekly	Monthly	Yearly	Other
<u>Arts-Graphics</u>													
- Art Appreciation		X											
- Art exhibit-shows		X											
- Drawing													
- Painting													
- Photography	X				X	X			X				
- Sculpture													
- Other: _____													
- Other: _____													

Currently offer this program/activity Group served by program/activity Frequency that program/activity is offered

Dance

- Ballet
- Ethic
- Folk
- Modern
- Record Dance
- Social
- Square
- Other: _____
- Other: _____

		Yes	No	Pre-School (0-5)	School-Aged (6-12)	Teen (13-19)	Young Adult (20-35)	Adult (36-62)	Senior Citizen (63+)
	Ballet	X		X	X	X			
	Ethic		X						
	Folk								
	Modern	X			X	X			
	Record Dance	X			X	X			
	Social		X						
	Square	X				X	X	X	
	Other:	X				X	X	X	
	Other:								

Daily	Weekly	Monthly	Yearly	Other
	X			
	X			
	X			
	X			
	X			

Drama

- Children's Theater
- Community Theater
- Creative Character
- Pageants
- Readings - Poetry/Prose
- Stage Craft
- Puppetry
- Radio/TV
- Talent Shows
- Other: _____
- Other: _____

X			X	X				
X					X	X		
	X							
	X							
X			X	X				
	X							
	X							
X			X	X	X			

			X				
		X	X				
					X		

Career Education/Guidance

- Community Based Recreation
- Leisure Entertainment and Enterprises
- Resource Based Recreation
- Tourism and Hospitality
- Career Guidance
- Career Placement
- Other: _____
- Other: _____

Collecting and Hobbies

- Collecting
- Hobbies
- Other: _____
- Other: _____

X			X	X	X		
X			X	X	X		

			X			
			X			

Currently offer this program/activity Group served by program/activity Frequency that program/activity is offered

Educational Activities

- Budget/Monetary Skills
- Communication Skills
- Cooking Skills
- Grooming/Hygiene
- Sex Education
- Shopping Skills
- Time Skills
- Travel Skills
- Other: _____
- Other: _____

Yes		No		Pre-School (0-5)	School-Aged (6-12)	Teen (13-19)	Young Adult (20-35)	Adult (36-62)	Senior Citizen (63+)
X				X	X	X	X		
X				X	X	X	X	X	
X				X	X	X	X		
X				X	X	X	X		
		X							
X				X	X	X	X		
X				X	X	X	X		
X				X	X	X			

Daily	Weekly	Monthly	Yearly	Other
X	X	X		
X	X	X		
X				
X				
X				
X				
		X		

Entertainment

- Radio
- TV
- Theater
- Sporting Event
- Other: _____
- Other: _____

	X				
	X				
	X				
	X				

Fitness

- Exercise Program
- Weight Program
- Jogging
- Mobility Training
- Gymnastics
- Other: _____
- Other: _____

X		X	X	X	X	X
	X					
	X					
X		X	X	X	X	

X					
X					

Games

- Card Games
- Board Games
- Puzzles
- Other: _____
- Other: _____

X		X	X	X	X
X		X	X	X	X
X		X			

	X				
X					
	X				

Leisure Education

- Skills Classes
- Leisure Education Classes
- Survey Community Resources
- Other: _____
- Other: _____

	X				
	X				
	X				



Currently offer this program/activity Group served by program/activity Frequency that program/activity is offered

Leisure Settlement
(counseling, Guidance)

- Assessment
- Placement
- Follow-up
- Other: _____
- Other: _____

	Yes		No		Pre-School (0-5)	School-Aged (6-12)	Teen (13-19)	Young Adult (20-35)	Adult (36-62)	Senior Citizen (63+)
- Assessment	X				X	X	X	X	X	X
- Placement	X				X	X	X	X	X	X
- Follow-up	X				X	X	X	X	X	X
- Other:										
- Other:										

	Frequency				
	Daily	Weekly	Monthly	Yearly	Other
- Assessment		X			
- Placement		X			
- Follow-up		X			
- Other:					
- Other:					

Mental/Literary

- Discussion Groups
- Creative Writing
- Reading
- Correspondence
- Other: _____
- Other: _____

- Discussion Groups	X				X	X	X		
- Creative Writing		X							
- Reading		X							
- Correspondence		X							
- Other:									
- Other:									

- Discussion Groups		X			
- Creative Writing					
- Reading					
- Correspondence					
- Other:					
- Other:					

Music

- Choral Groups
- Instrumental Groups
- Music Appreciation
- Festivals
- Lessons
- Singing
- Talent Shows

- Choral Groups		X							
- Instrumental Groups		X							
- Music Appreciation		X							
- Festivals		X							
- Lessons	X				X	X			
- Singing	X				X	X			
- Talent Shows	X				X	X	X		

- Choral Groups					
- Instrumental Groups					
- Music Appreciation					
- Festivals					
- Lessons		X			
- Singing			X		
- Talent Shows			X		

Outdoor Recreation

- Boating
- Camping
- Fishing
- Gardening
- Horticulture
- Hiking/Backpacking
- Hunting
- Mountain Climbing
- Outdoor Education
- Nature Studies
- Other: _____
- Other: _____

- Boating	X		X	X	X	X	X	X	X
- Camping	X		X	X	X	X	X	X	X
- Fishing	X		X	X	X	X	X	X	X
- Gardening	X		X	X	X	X	X	X	X
- Horticulture		X							
- Hiking/Backpacking	X			X	X	X	X	X	
- Hunting		X							
- Mountain Climbing		X							
- Outdoor Education	X		X	X	X				
- Nature Studies	X		X	X	X				
- Other:									
- Other:									

- Boating			X						
- Camping				X					
- Fishing				X					
- Gardening	X			X					
- Horticulture									
- Hiking/Backpacking					X				
- Hunting									
- Mountain Climbing									
- Outdoor Education							X		
- Nature Studies							X		
- Other:									
- Other:									

Currently offer this program/activity
 Group served by program/activity
 Frequency that program/activity is offered

	Yes		No		Pre-School (0-5)	School-Aged (6-12)	Teen (13-19)	Young Adult (20-35)	Adult (36-62)	Senior Citizen (63+)	Daily	Weekly	Monthly	Yearly	Other
<u>Social/Organization</u>															
- Church Groups			X												
- Clubs	X				X	X	X	X	X			X			
- Consumer Groups			X												
- Special Interest Groups			X												
- Fraternal Organization			X												
- Parties	X				X	X	X	X	X			X			
- Picnics	X				X	X	X	X	X				X		
- Political Groups			X												
- Volunteer Groups	X						X	X					X		
- Other _____															
- Other _____															

<u>Special Events</u>															
- Birthdays			X												
- Fairs			X												
- Holiday Ceremonies	X				X	X	X	X	X				X		
- Other _____															
- Other _____															

<u>Sports, Individual-Competiter</u>															
- Bowling	X				X	X	X	X	X			X			
- Golf	X								X	X		X			
- Horseshoes			X												
- Pocket Billiard			X												
- Table Tennis			X												
- Tennis	X				X	X	X	X				X			
- Track & Field	X				X	X							X		
- Wrestling	X				X	X							X		

<u>Sports, Individual Non-Competitive</u>															
- Archery	X				X	X						X			
- Bicycling			X												
- Horseback Riding	X				X	X						X			
- Ice Skating	X				X	X	X					X			
- Riflery			X												
- Roller Skating	X				X	X	X						X		
- Winter Sports	X				X	X	X						X		

Currently offer this program/activity Group served by program/activity Frequency that program/activity is offered

Sports, Team - Competitive

- Baseball
- Basketball
- Football
- Floor Hockey
- Soccer
- Softball
- Volleyball
- Other _____
- Other _____

	Yes		No		Pre-School (0-5)	School-Aged (6-12)	Teen (13-19)	Young Adult (20-35)	Adult (36-62)	Senior Citizen (63+)	Daily	Weekly	Monthly	Yearly	Other
- Baseball			X												
- Basketball	X				X	X						X			
- Football	X				X	X						X			
- Floor Hockey	X				X	X						X			
- Soccer			X												
- Softball	X				X	X	X	X				X			
- Volleyball	X				X	X	X	X				X			
- Other _____															
- Other _____															

Tourism and Travel

- Outings
- Hostelng
- Out-of-state Travel
- International Travel
- Special Olympics
- Other _____
- Other _____

	Yes	No	Pre-School (0-5)	School-Aged (6-12)	Teen (13-19)	Young Adult (20-35)	Adult (36-62)	Senior Citizen (63+)	Daily	Weekly	Monthly	Yearly	Other
- Outings	X			X	X	X	X						
- Hostelng		X									X		
- Out-of-state Travel		X											
- International Travel		X											
- Special Olympics													
- Other _____													
- Other _____													

Voluntary Service

- Leisure Leader Activities
- Community Activities
- Teacher/Tutor
- Conversing
- Other _____
- Other _____

	Yes	No	Pre-School (0-5)	School-Aged (6-12)	Teen (13-19)	Young Adult (20-35)	Adult (36-62)	Senior Citizen (63+)	Daily	Weekly	Monthly	Yearly	Other
- Leisure Leader Activities			X										
- Community Activities			X										
- Teacher/Tutor			X										
- Conversing			X										
- Other _____			X										
- Other _____			X										

XV. Facilities

The major facilities utilized by the special populations recreation program.

Primary facilities owned, controlled, or directed.

N o n e

Primary facilities owned, controlled, or directed by public agencies, i.e., recreation center, school, museum, etc.

1. Park district facilities
2. Public school
3. YMCA
4. JCC

Primary facilities privately owned, controlled, or directed, i.e., bowling alleys, theaters, etc.

1. Bowling alleys
2. Motels, pools
3. Riding stables
4. Gymnastics academy
5. Restaurant
6. Photography studios
7. Movie theaters

XVI. Assessment/Evaluation/Accountability

These procedures are used for assessment, evaluation, and accountability in the program and service by and of participants, of personnel, of programs, of activities and/or of methods.

1. Quarterly and yearly evaluation of programs.
2. Six month evaluation of full-time staff. Quarterly evaluation of part-time staff.
3. Quarterly evaluation of client goals and objectives.
4. Random surveys of participant program interests and needs.
5. Annual evaluation of agency goals and objectives.