

## DOCUMENT RESUME

ED 125 456

HB 008 026

AUTHOR Suchar, Elizabeth W.; And Others  
 TITLE Student Expenses at Postsecondary Institutions  
 1976-77.  
 INSTITUTION College Entrance Examination Board, New York, N.Y.  
 Coll. Scholarship Service.  
 PUB DATE 76  
 NOTE 86p.  
 AVAILABLE FROM College Board Publications Orders, Box 2815,  
 Princeton, New Jersey 08540 (\$2.50)

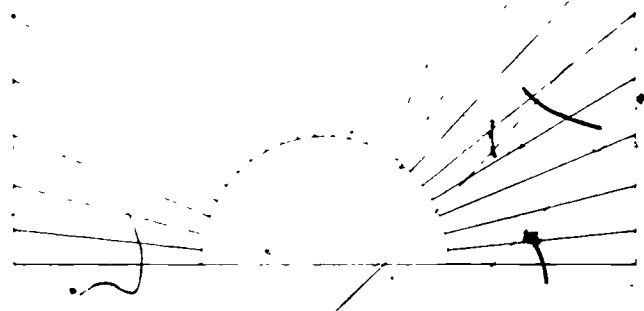
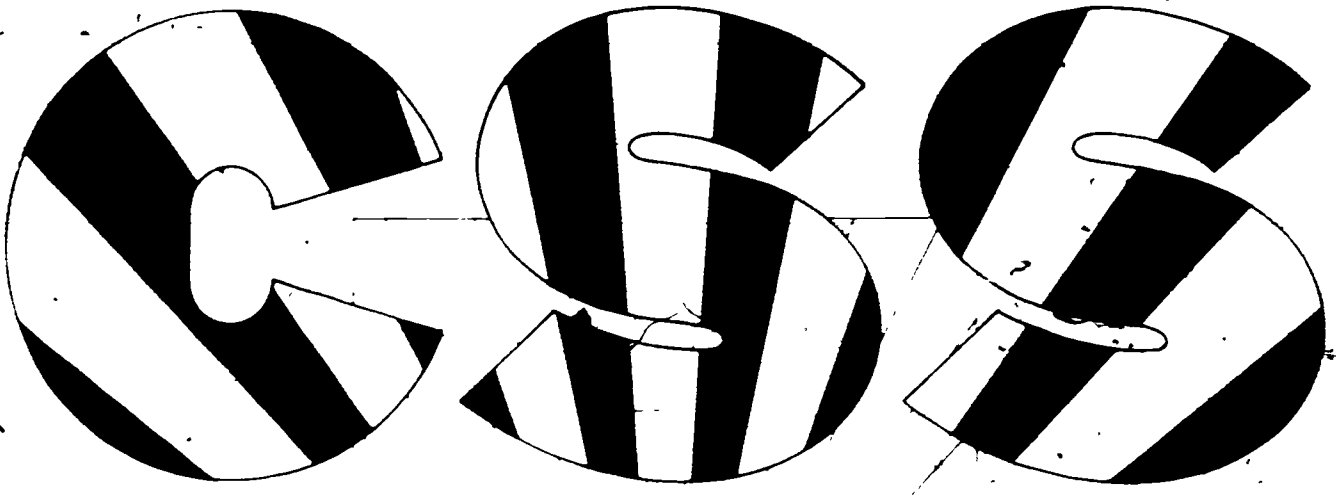
EDRS PRICE MF-\$0.83 Plus Postage. HC Not Available from EDRS.  
 DESCRIPTORS Budgets; Community Colleges; Directories;  
 \*Educational Finance; Higher Education;  
 \*Instructional Student Costs; Junior Colleges;  
 \*Noninstructional Student Costs; Nonresident  
 Students; \*Post Secondary Education; Private  
 Colleges; Proprietary Schools; Resident Students;  
 State Colleges; State Universities; \*Student Costs;  
 Tuition

## ABSTRACT

Information on the costs of attending different types of postsecondary institutions are presented in 18 tables showing average expenses for resident students, both those living in campus housing and those in private housing, commuting students, and self-supporting students. Also presented are data showing how postsecondary educational expenses are increasing and how expenses vary by region. Some findings are: (1)-the overall increase in total expenses for resident students at all types of institutions from 1975-76 to 1976-77 averages about 8 percent; (2)-total expenses rose 8 percent for resident students at public institutions and 6 percent for resident students at private institutions from 1975-76 to 1976-77; (3)-the difference in total expenses for resident and commuter students is approximately \$500; (4)-the difference in the tuition and fees between private and public institutions is \$1,353 for the two-year institution and \$1,708 for the four-year institution; and (5)-total expenses minus tuition and fees vary only slightly by institutional type and control. A listing of student expenses at over 2,500 postsecondary institutions across the United States is given as reported by the institutions. (Author)

\*\*\*\*\*  
 \* Documents acquired by ERIC include many informal unpublished \*  
 \* materials not available from other sources. ERIC makes every effort \*  
 \* to obtain the best copy available. Nevertheless, items of marginal \*  
 \* reproducibility are often encountered and this affects the quality \*  
 \* of the microfiche and hardcopy reproductions ERIC makes available \*  
 \* via the ERIC Document Reproduction Service (EDRS). EDRS is not \*  
 \* responsible for the quality of the original document. Reproductions \*  
 \* supplied by EDRS are the best that can be made from the original. \*  
 \*\*\*\*\*

HE



# Student Expenses at Postsecondary Institutions 1976-77

Elizabeth W. Suchar

Director of Financial Aid Services, College Scholarship Service

Stephen H. Ivens

Assistant Director, Southern Regional Office

Edmund C. Jacobson

Program Service Officer, College Entrance Examination Board

U.S. DEPARTMENT OF HEALTH  
EDUCATION & WELFARE  
NATIONAL INSTITUTE OF  
EDUCATION

College Scholarship Service of the College Entrance Examination Board



ED 174 56

HE 00 80 26

# Student Expenses at Postsecondary Institutions 1976-77

**Elizabeth W. Suchar**

*Director of Financial Aid Services, College Scholarship Service*

**Stephen H. Ivens**

*Assistant Director, Southern Regional Office*

**Edmund C. Jacobson**

*Program Service Officer, College Entrance Examination Board*

College Entrance Examination Board, New York, 1976

The College Scholarship Service (css) is an activity of the College Entrance Examination Board, concerned with improving equal educational opportunity. The css through the determination of financial need assists in the equitable distribution of financial assistance to students. Its services are offered to students and their parents, to secondary schools, to noncollegiate sponsors of financial aid programs, and to all institutions of postsecondary education. Operational activities for the College Scholarship Service are performed by Educational Testing Service.

The College Entrance Examination Board is a nonprofit membership organization that provides tests and other educational services for students, schools, and colleges. The membership is composed of more than 2,000 colleges, schools, school systems, and education associations.

*Copies of this book can be ordered from  
College Board Publication Orders,  
Box 2815, Princeton, New Jersey 08540.  
The price is \$2.50*

*Editorial inquiries regarding this book should be addressed to,  
College Scholarship Service, College Entrance Examination Board,  
888 Seventh Avenue, New York,  
New York 10019.*

**Copyright © 1976 by College Entrance Examination Board  
All rights reserved. Printed in the United States of America.**

## *Summary of contents*

Analysis of information on the costs of attending different types of postsecondary institutions. There are 18 tables showing average expenses for resident students, both those living in campus housing and those in private housing, commuting students, and self-supporting students. In addition, there are data showing how postsecondary educational expenses are increasing and how expenses vary by College Board region.

### Some of the findings

- The overall increase in total expenses for resident students at all types of institutions from 1975-76 to 1976-77 averages about 8 percent.
- Total expenses rose 8 percent for resident students at public institutions and 6 percent for resident students at private institutions from 1975-76 to 1976-77.
- The difference in total expenses for resident and commuter students is approximately \$500.
- The difference in the tuition and fees between private and public institutions is \$1,353 for the two-year institution and \$1,708 for the four-year institution.
- Total expenses minus tuition and fees vary only slightly by institutional type and control.

A listing of student expenses at over 2,500 postsecondary institutions across the United States as reported by the institutions.

## *The growing need for information on expenses at postsecondary institutions*

While the most important considerations in choosing a postsecondary institution are educational, a growing number of American families are concerned about educational costs. Not only the lower-income family, but also middle-income and upper-income families are finding it increasingly difficult to meet the costs of a college education. To cope with the problem of financing a college education, parents and students need to plan ahead. To do this effectively, information is needed about the kinds of financial support available and the cost of postsecondary education.

A good deal of information is available about the kinds of student financial aid provided by federal and state governments, private agencies, and institutions of postsecondary education. But all too often, there is too little information available and too little consideration given to the other half of the problem—the costs of the kind of educational program the student will pursue.

To assist students who may lack the necessary financial resources to cover educational costs, there is help in the form of student financial aid. Much of the available financial aid is awarded on the basis of need. In order for postsecondary institutions to fairly assess the financial need of students, institutions must consider two major factors: (1) how much the family can afford to pay toward the cost of education beyond high school and (2) the expenses associated with attending a postsecondary institution. In this book, the focus is on the construction of a reasonable student expense budget. *Meeting College Costs*, another booklet prepared by the College Scholarship Service, provides a step-by-step outline parents and students can use to determine how much they can afford to spend for educational costs and also assists in figuring their financial need.

### **Using this book**

It should be remembered that the cost estimates listed here were provided by the postsecondary institutions themselves and are the figures typically used by these institutions in determining a student's financial need. Institutions generally have various student budgets which relate to such factors as where the student lives and the size of the student's family. Therefore, this book provides four different budget types: resident budgets for students living on and off the campus, a budget for commuting students, and one for self-supporting students. Explanations of these budgets appear on page xiii. These budgets for the four different student categories represent aver-

age costs and any individual student at an institution may have expenses that vary from these. But these expense figures can be useful, particularly in helping students, parents, and school counselors in making plans about financing postsecondary education and in making preliminary estimates of financial need using the procedures given in *Meeting College Costs*.

The data provided in this book were collected by the College Scholarship Service (CSS), an activity of the College Entrance Examination Board, that assists postsecondary institutions, states, and federal agencies in determining how much financial need a particular student has at a particular institution. The CSS itself does not grant any financial assistance, but only helps parents and students who seek financial assistance to present their financial situation and assists institutions in determining the student's financial need.

### *What is an expense budget?*

A student expense budget is meant to be all-inclusive in order to provide for both direct educational and living expenses. The expense budget for the typical student at a postsecondary institution is made up of five principal parts: tuition and fees, books and supplies, room and board, personal expenses, and transportation. In determining an individual student's financial need, the institution will begin with these items and then consider other expenses that may be necessary such as medical care, debt repayment, etc. But the basic five items are generally included in the budgets used for all students.

### **Tuition and fees**

Tuition is the institution's charge for instruction. Fees may be charged for such services as the library, the health center, the student center, and so on. While the actual instructional costs vary from one institution to another according to the curriculum, academic level, and type of educational program offered, the tuition and fees charged students are more closely related to the kind of institution they are attending. As a general rule, tuition and fees at public institutions are the lowest, particularly for students who are legal residents of the state or district in which the institution is located. Public institutions, both two-year and four-year, typically have an additional tuition charge for students who are not legal residents of the state or district. This "out-of-state" or "out-of-district" tuition may make the cost of attending a public institution as high or higher than that

of a private institution.

Public and private institutions generally set their tuition charge below the real costs of providing the educational instruction. Tuition charges at private institutions usually cover a larger percentage of the real costs so they are likely to be considerably higher than those of public institutions. Proprietary schools normally set their prices to cover all their own costs.

The following table shows the estimated average tuition and fees for public two- and four-year institutions, private two- and four-year institutions, and

**Table 1. Tuition and fees: 1976-77 expenses for 9 months**

Type of institution	Mean
Public 2-year	\$ 387
Private 2-year	1,740
Public 4-year	621
Private 4-year	2,329
Proprietary	1,808

proprietary institutions, for the 1976-77 academic year. The amounts shown here for the public institutions are the average amounts charged to students who are legal residents of the state or district in which the institution is located. At some of the reporting public two-year institutions, there was no tuition charge to students who were legal residents. If only institutions that charge tuition and fees are considered, the average charge is \$394. The additional out-of-state (or district) charge for public two- and four-year institutions is \$674 and \$930 respectively.

#### Books and supplies

Every college student has to buy books, pencils, paper, and other supplies used in his or her studies. The amount a student spends for books and supplies will vary only slightly by type of institution. However, the amount an individual spends will generally relate to the selected curriculum or types of classes the student takes. Typically, art and engineering students must purchase relatively expensive supplies. For example, a course in engineering may require a student to purchase a slide-rule or a small desk-calculator. Most institutions have a campus bookstore where students can purchase the books and supplies they need, including those that have been "used" by other students who have completed the course earlier. The institutions in this survey indicate that the costs of books and supplies for full-time students attending classes for nine months during 1976-77 range from \$177 to \$213 (see Table 2).

**Table 2. Books and supplies: 1976-77 expenses for 9 months**

Type of institution	Mean
Public 2-year	\$177
Private 2-year	188
Public 4-year	198
Private 4-year	198
Proprietary	213

#### Room and board

In constructing a student expense budget most institutions will include living costs which may vary depending upon the student's choice of residence. The student may choose to reside in an on-campus dormitory or other institutionally operated housing, to live near the campus in privately owned housing such as an apartment or rooming house, or to live at home with his or her parents. Students who do not live at home with their parents are typically referred to as resident students (not to be confused with legal in-state residents used in the discussion of tuition and fees) and those living at home are called commuters. Institutions with on-campus housing have reported the rate charge to students who live in the college dormitory. This rate includes a room and most meals for nine months (except for holidays and vacation periods). Institutions with no dormitory facilities that permit students to live in off-campus housing have provided data on the average costs to students who do not live at home or in a college dormitory but who find a place of their own and must pay their own rent and buy their own food. These costs depend on where the housing is located and whether the accommodations are shared, but in general, off-campus housing costs are about \$100 more than the amount charged to students who live in a college dormitory.

"Commuting" students, those who live at home with their parents, generally do not have to spend as much for living costs as resident students because of the absence of housing charges. But families should remember that they will still need to buy food for the student and to pay for other normal living expenses. The commuter will need money for meals on the campus since classes may start early in the morning and go on until late at night. Students who live at home may have to buy at least one meal a day on campus, and usually will spend additional amounts on snacks bought in the student center or restaurants around the campus.



The following table shows the amounts institutions estimate their resident and commuter students should plan to spend for room and board for the normal nine-

**Table 3. Room and board: 1976-77 expenses for 9 months**

Type of institution	Resident		
	Institutional housing Mean	Private housing Mean	Commuter Mean
Public 2-year	\$1,222	\$1,387	\$813
Private 2-year	1,331	1,489	902
Public 4-year	1,304	1,438	793
Private 4-year	1,371	1,487	840
Proprietary	1,480	1,534	899

month academic year in 1976-77. The room and board costs do not vary greatly for the different types of institutions, in particular the costs at four-year institutions are very similar. Resident costs at the proprietary institutions are the highest, largely because these institutions are located in urban areas where resident facilities tend to be slightly more expensive especially for students who must find their own housing in the community. By type of student, the study shows a difference of between \$400 and \$600 in room and board expenses for resident students versus the commuting student.

#### Personal or other expenses

Personal or other expenses, sometimes called "miscellaneous," include items such as clothing, laundry, toothpaste and soap, recreation, medical insurance, and incidental furnishings for dormitory rooms. Many students think they can economize in this area, but as Table 4 shows, the institutions uniformly estimate that resident students as well as commuter students will spend more than \$400 for these items. The average costs of personal expenses for commuter students varies by less than \$51 from one institution to another.

#### Transportation

Almost all students must spend some money for travel. Dependent students who stay on or near the campus must travel to get there at the start of the year and return home at the end of the year. Most resident students also go home at least once or twice during the year. For the purpose of establishing a budget to be used in determining a student's need, only the costs of two round-trips home would be counted by most institutions. Students who live at home and commute to the campus have to pay almost

**Table 4. Personal and other: 1976-77 expenses for 9 months**

Type of institution	Resident		
	Institutional housing Mean	Private housing Mean	Commuter Mean
Public 2-year	\$424	\$454	\$450
Private 2-year	418	407	418
Public 4-year	474	476	469
Private 4-year	433	458	441
Proprietary	454	467	438

daily transportation costs. This may be public transportation or by private car. At some institutions, particularly those located in large cities, the cost of daily parking can be substantial. As the following table shows, all types of institutions estimate a larger amount for the average transportation expenses of commuter students than for residents. This additional amount is approximately \$100.

**Table 5. Transportation: 1976-77 expenses for 9 months**

Type of institution	Resident		
	Institutional housing Mean	Private housing Mean	Commuter Mean
Public 2-year	\$244	\$317	\$396
Private 2-year	230	287	347
Public 4-year	193	256	367
Private 4-year	237	286	333
Proprietary	283	282	368

#### Putting it all together

In making a total expense budget, the five budget components discussed here should be added together. Table 6 shows the average total expenses for resident and commuter students estimated by the post-secondary institutions for the 1976-77 academic year. The lowest student budgets are found at public institutions. The major reason private and proprietary institutions have larger total expenses than public institutions is because of higher tuition and fees. This point is illustrated in Table 7. When all expenses except tuition and fees are considered, the variation in the costs of attendance at different types of institutions is not great, particularly among nonprofit institutions where the maximum difference within the budget category is \$172. Between four-year institutions the differences in the costs of items other than tuition are even less and vary by less than \$70.



Table 6. Total budgets: 1976-77 expenses for 9 months

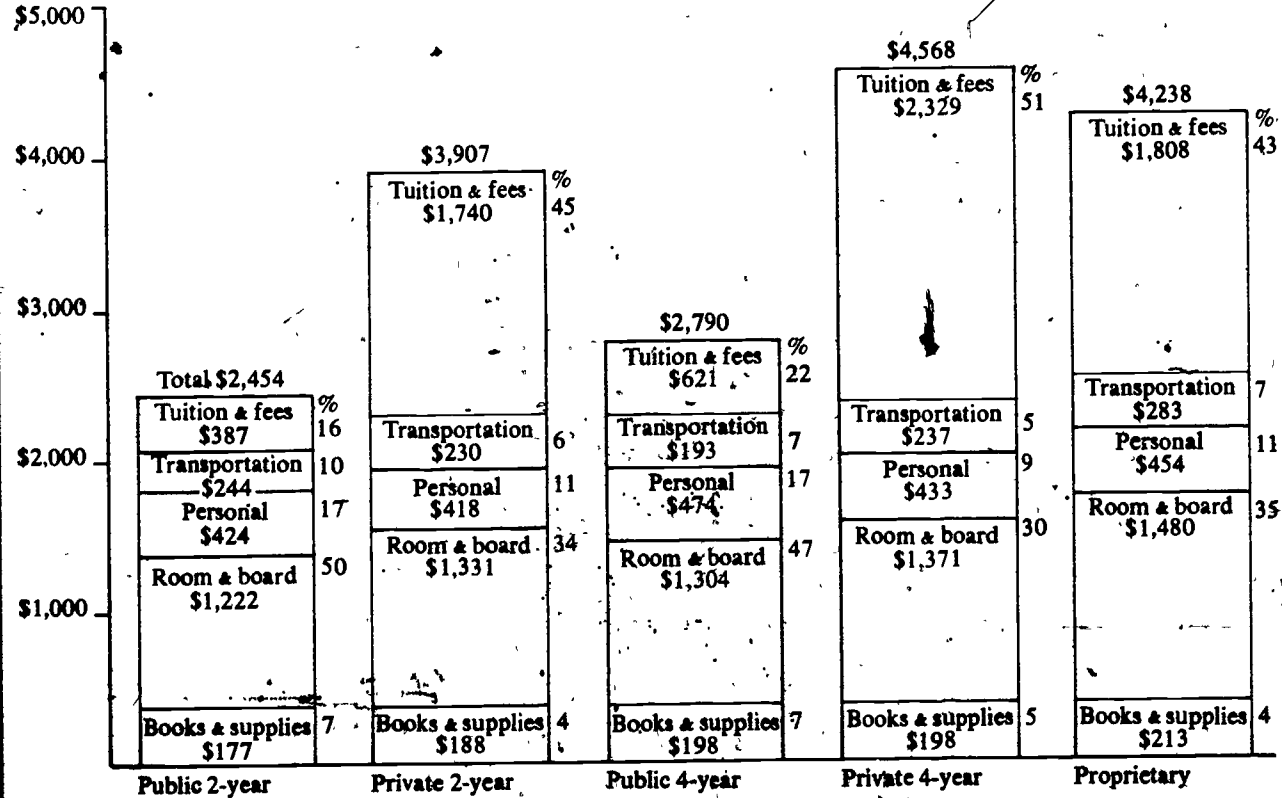
Type of institution	Resident		
	Institutional housing Mean	Private housing Mean	Commuter Mean
Public 2-year	\$2,454	\$2,722	\$2,223
Private 2-year	3,907	4,111	3,595
Public 4-year	2,790	2,700	2,448
Private 4-year	4,568	4,158	4,141
Proprietary	4,238	4,304	3,726

Table 7. Total budgets minus tuition and fees: 1976-77 expenses for 9 months

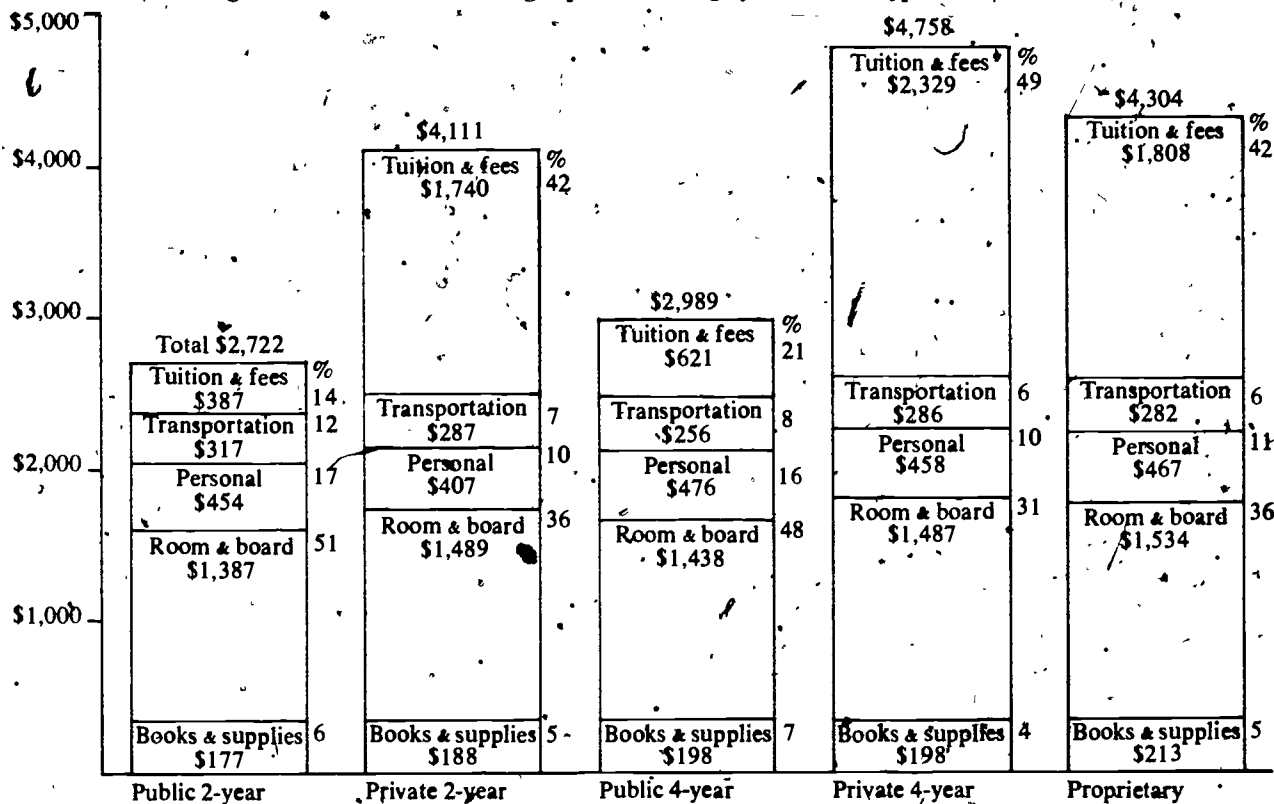
Type of institution	Resident		
	Institutional housing Mean	Private housing Mean	Commuter Mean
Public 2-year	\$2,067	\$2,335	\$1,836
Private 2-year	2,167	2,371	1,855
Public 4-year	2,169	2,368	1,827
Private 4-year	2,239	2,429	1,812
Proprietary	2,430	2,496	1,918

Tables 8, 9, and 10 show the average budgets for resident and commuter students at the five different types of institutions. For resident students at public institutions the largest part of the budget is room and board—about 50 percent. At private institutions, tuition and fees account for the highest proportion of costs—between 40 and 51 percent of the total costs. For resident on-campus students at the public four-year institutions, tuition and fees make up about 22 percent of their total expenditure; books and supplies, 7 percent; room and board, 47 percent; transportation, 7 percent; and personal miscellaneous expenses, an additional 17 percent. Students who are campus residents at private four-year institutions spend 51 percent of their money on tuition and fees; books and supplies, 5 percent; room and board, 30 percent; personal miscellaneous expenses, 9 percent; and on transportation, 5 percent.

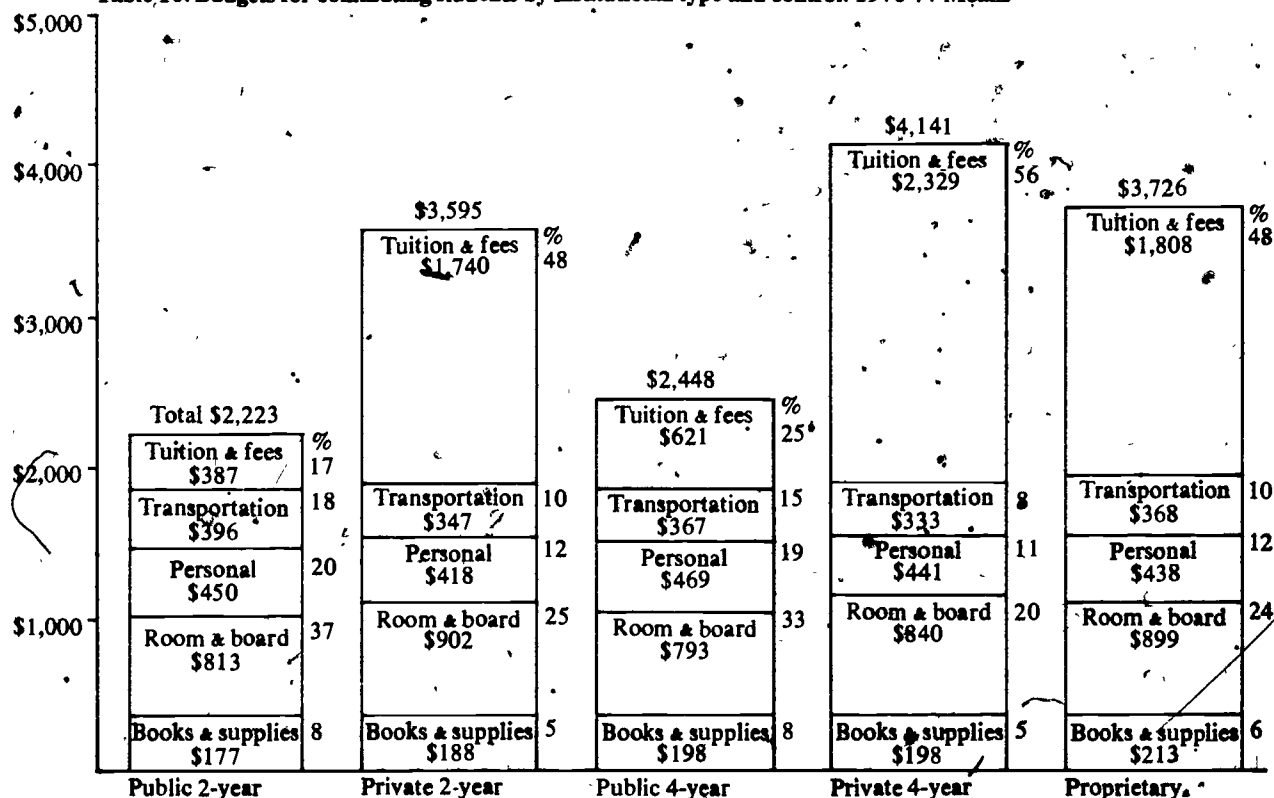
Table 8. Budgets for resident students living in institutional housing by institutional type and control: 1976-77 Means



**Table 9. Budgets for resident students living in private housing by institutional type and control: 1976-77 Medians**



**Table 10. Budgets for commuting students by institutional type and control: 1976-77 Means**



## Costs are changing

The cost of a postsecondary education, like everything else, is going up. Total expenses for resident students at four-year public institutions went up 8 percent from 1975-76 to 1976-77 and went up 6 percent for the same period at four-year private institu-

tions. The average budget for commuter students in public two-year colleges has increased \$165 (8 percent) over the past year; the percentage increase is the same for the public four-year institutions; and the average commuter budget has increased \$182 (8 percent) over the past-year. (See Tables 11 and 12.)

**Table 11. Increase in mean total budgets minus tuition and fees and total budgets for resident students whether living on or off campus by institutional type and control**

Type of institution	Increase from 1975-76 to 1976-77			
	Total budget minus tuition and fees Mean Difference	Percentage Increase	Total budget Mean Difference	Percentage Increase
Public 2-year	\$ 91	( 4%)	\$177	( 7%)
Private 2-year	231	(11%)	319	( 9%)
Public 4-year	167	( 8%)	211	( 8%)
Private 4-year	183	( 9%)	272	( 6%)
Proprietary	268	(12%)	449	(12%)

**Table 12. Increases in mean total budgets minus tuition and fees and total budgets for commuter students by institutional type and control**

Type of institution	Increase from 1975-76 to 1976-77			
	Total budget minus tuition and fees Mean Difference	Percentage Increase	Total budget Mean Difference	Percentage Increase
Public 2-year	\$ 79	(4%)	\$165	( 8%)
Private 2-year	86	(5%)	174	( 5%)
Public 4-year	139	(8%)	182	( 8%)
Private 4-year	102	(6%)	191	( 5%)
Proprietary	163	(9%)	344	(10%)

### Increases in tuition and fees

In dollar amounts the increase in tuition and fees for public four-year institutions is the smallest, although in percentage terms, the smallest increase was at the four-year private institutions (Table 13). Tuition and fees at public two-year institutions show the greatest percentage increase—29 percent over last year or 130 percent since 1970-71. Tuition and fees at the four-year public institutions will increase 7 percent—the same percentage increase as reported last year. Viewed over the six-year period, the increases at the public four-year institutions have amounted to 57 percent (\$226). The largest increase in dollars occurred among proprietary institutions, but it should be pointed out that the number of proprietary institutions reporting expense data has been small.

**Table 13. Increase in mean tuition and fees by institutional type and control**

Type of institution	Increase from 1975-76 to 1976-77		Increase from 1970-71 to 1976-77	
	Mean	Percentage	Mean	Percentage
Public 2-year	\$ 86	(29%)	\$219	(130%)
Private 2-year	88	( 5%)	596	( 52%)
Public 4-year	43	( 7%)	226	( 57%)
Private 4-year	89	( 4%)	812	( 54%)
Proprietary	181	(11%)	—	—

### The expenses of self-supporting students

So far the discussion has concerned the expenses of students who either live at home or live on or near the campus and who are dependent on their parents. Students who are not living at home, are not claimed by their parents for tax purposes, and who do not receive more than \$600 in financial support are generally called self-supporting. These students must typically provide for their own maintenance or living costs for a 12-month period. Therefore, the living expenses of self-supporting students are usually higher than for dependent students whose budgets are figured in most cases for nine months. Some institutions, for the purpose of determining a student's eligibility for financial aid, may use nine-month budgets for self-supporting students too.

Because self-supporting students have the responsibility for maintaining their own residence and frequently have dependents of their own, these students are more likely to have higher personal expenses than dependent students. They may also have such extra expenses as child care and outstanding debts that are not typical of the dependent student. Based on the data in this survey, the expenses of self-supporting students are larger than comparable expenses for dependent students for each of the three expense categories, excluding tuition and fees and books and supplies. The same charges for tuition and

fees and books and supplies were used for dependent and self-supporting students, on the assumption that all students were attending classes for nine months.

As in the case of dependent students, the costs for those items other than tuition and fees are very similar regardless of the type of institution (Table 14). The maximum difference for these costs in 1976-77 is \$36 for books and supplies, \$63 for room and board, \$135 for personal expenses, and \$90 for transportation. The lowest expenses excluding tuition and fees for a 12-month self-supporting student are reported by the private two-year institutions and the highest by the public 4-year institutions (Table 15). The increase in costs for self-supporting students is approximately 12 percent when all expenses except tuition and fees are considered (Table 16). In absolute terms, the average

Table 15. Total budgets for 12 months minus tuition and fees for single self-supporting students for 1975-76 and 1976-77

Type of institution	1975-76 Mean	1976-77 Mean
Public 2-year . . . . .	\$3,130	\$3,420
Private 2-year . . . . .	2,879	3,296
Public 4-year . . . . .	3,132	3,502
Private 4-year . . . . .	3,055	3,493
Proprietary . . . . .	2,960	3,459

Table 14. 12 month single self-supporting student budgets: 1976-77 Means

Type of institution	Tuition and fees	Books and supplies	Room and board	Personal expenses	Transportation	Total
Public 2-year . . . . .	\$ 387	\$177	\$2,136	\$633	\$474	\$3,807
Private 2-year . . . . .	1,740	188	2,141	583	384	5,036
Public 4-year . . . . .	621	198	2,161	718	425	4,123
Private 4-year . . . . .	2,329	198	2,183	678	434	5,822
Proprietary . . . . .	1,808	213	2,199	630	417	5,267

Table 16. Increases in total budgets for 12 months minus tuition and fees for single self-supporting students by institutional type and control

Type of institution	Increase from 1975-76 to 1976-77			
	Total expenses minus tuition and fees Mean Difference	Percentage Increase	Total expenses Mean Difference	Percentage Increase
Public 2-year . . . . .	\$290	(9%)	\$376	(11%)
Private 2-year . . . . .	417	(14%)	505	(11%)
Public 4-year . . . . .	370	(12%)	413	(11%)
Private 4-year . . . . .	438	(14%)	527	(10%)
Proprietary . . . . .	499	(17%)	680	(15%)

dollar increase for these expenses was approximately \$400 when all types of institutions were combined. The lowest increase was reported by public two-year institutions (\$290) and the greatest increase by proprietary institutions.

#### Expenses by College Board Region

The College Board is divided into six regions. The states composing each of the regions can be seen by looking at the map on the back inside cover of this book. There is a difference of approximately \$376 in the tuition and fee charge for public institutions among the six regions (Table 17). The highest charges are reported in the Middle States region for public institutions and in the Northeast for private institutions; the lowest charges for public institutions are found in the West; the lowest charges for private institutions are in the Southwest. Among the various regions the maximum differences in tuition and fees for private institutions is about \$951. The highest tuition and fee charges for proprietary institutions is found in the West; the lowest in the Midwest. The difference in costs between public and private institutions is largest in the New England region (\$2,064) and smallest in the Southwest (\$1,345). Costs other than tuition and fees for the different regions do vary

some (Table 18). The average difference is about \$429 for resident students on campus, \$538 for residents living off campus, \$318 for commuter students, and \$491 for self-supporting students. In the case of resident on-campus students the lowest costs are to be found in the South. For the nine-month resident student on campus these expenses are likely to be highest in New England. Residents living in private housing have the highest costs in the West and the lowest costs in the Midwest. Institutions in the West report the highest costs for the commuting student, and those from the Middle States region for the self-supporting student.

Table 17. Tuition and fees for 1976-77 by institutional control by College Board region

College Board region	Public institutions Mean	Private institutions Mean	Proprietary institutions Mean
New England	\$606	\$2,670	\$1,845
Middle States	671	2,466	1,950
South	457	1,876	1,683
Midwest	549	2,098	1,555
Southwest	374	1,719	1,750
West	295	2,321	2,335

Table 18. Total budgets minus tuition and fees for 1976-77 by College Board region

College Board region	9-month resident		9-month commuter Mean	12-month self-supporting Mean
	Institutional housing Mean	Private housing Mean		
New England	\$2,442	\$2,548	\$1,956	\$3,564
Middle States	2,334	2,448	1,803	3,750
South	2,013	2,254	1,717	3,259
Midwest	2,071	2,204	1,783	3,300
Southwest	2,139	2,339	1,856	3,419
West	2,421	2,742	2,035	3,649

## *Expenses at specific institutions*

It should be noted that figures for these costs are both *estimated* and *average*. As averages, the estimates included here may not be appropriate for the particular circumstances of an individual student. The professional financial aid administrator at each institution must review individually the needs of each student who applies for assistance and must develop a specific budget to represent that student's real costs for the year. Such individual budgets may differ from the averages presented in this publication.

But the budgets in this book can be used for planning purposes. Students who will need financial assistance to meet college costs must plan ahead. One important step is to apply for financial aid early. As part of the financial aid application process many institutions ask students to file a Parents' Confidential Statement (PCS). The PCS is used by institutions in determining the need students have for financial assistance. The PCS is designed to collect information about a family's financial circumstances. Parents complete this form and send it to the College Scholarship Service where it is analyzed and a report prepared for every institution and scholarship sponsor named by the parent. Copies of the PCS are available from guidance counselors in high schools and at community agencies. Following the budget information for most institutions shown in this book is the date by which the institution suggests that the parents send the PCS to the College Scholarship Service for analysis. The date provided in this publication is intended to assure adequate time for processing by the CSS, and for institutional review and award decisions to be made. It should not be interpreted as a deadline date, for many postsecondary institutions may review PCS forms filed with the CSS after this date. The date may also differ from the deadlines for financial aid applications, which are published by most institutions in their catalog or financial aid publications. In addition, a large number of institutions use the Student's Financial Statement (SFS), another need analysis document of the CSS that assists in figuring the need of dependent or self-supporting students. The SFS is distributed directly by the institutions that use it. Specific information about the application deadlines of individual institutions can be obtained from the financial aid administrator.

### **Meeting college costs**

The responsibility for meeting postsecondary education costs is shared by the student, his parents, the institutions, private donors and agencies, and the various levels of government. This pattern of financing reflects the philosophy that education benefits

both the individual and the society. The College Scholarship Service assists institutions and other sources of financial assistance in estimating how much a student and his parents can contribute toward college expenses. This publication is intended to assist in estimating what these expenses will be. Using the student expense budgets found in this book and the procedures for determining an estimated family contribution toward postsecondary costs found in the CSS booklet *Meeting College Costs*, a student can get a rough idea of his or her financial need. Students who are knowledgeable about postsecondary educational costs, the availability of financial aid, and the steps for applying for these funds, should have the best chance of attending the institution of their choice.



# Institutions' Estimates of Student Expenses

## *How the data were collected*

The data were collected from institutions by the CSS on a form entitled "Institutional Estimate of Student Expenses for Academic Year 1976-77." This year a special effort was made to collect expense data through the mailing of a form to institutional aid administrators that permits institutions to update their information. Institutions returning this form by January 15, 1976, were included in the publication. Those institutions submitting this form for the 1975-76 academic year but which have not submitted information for 1976-77 are indicated with an asterisk (\*). It should be noted that costs may be expected to increase at those institutions for which there is an asterisk.

## *Definition of terms*

In an effort to collect comparable budget information for guidance purposes, the budget categories were specifically defined.

**Resident budget (institutional housing)**—the nine-month expenses of dependent students living away from their parents, in facilities operated by the institution. A total budget figure is given when an institution provided figures for tuition and fees, books and supplies, and at least one of the following: room and board, transportation, and personal expenses.

**Resident budget (private housing)**—the nine-month expenses of dependent students living away from home in private housing.

**Commuter budget**—the nine-month expenses of dependent students who live at home with their parents.

**Self-supporting budget**—the 12-month expenses of single, self-supporting students.

Information was requested only when it applied to students who attend the institution. For example, if an institution has only commuter students, the resident columns should be blank. When an institution has a range of expenses for any one category, for example, transportation expenses for commuter students, the average expenses was requested.

## *The budget components are defined below:*

### **Tuition and fees**

Tuition and general fees charged to all first-year students. Out-of-state tuition represents *only* the additional charge made to students who do not meet state (or district) residence requirements.

### **Books and supplies**

The average cost of books and supplies for a first-year student.

### **Room and board**

For the resident budget, the room and board charges for a student living in facilities operated by the institution and/or, the average cost of room and board for students maintaining a residence away from their parents.

For the commuter budget, the cost of a student's food and other at-home miscellaneous expenses, excluding the estimated cost of a room.

For the self-supporting student budget, the average room and board expenses for a single individual for a 12-month period.

### **Personal expenses**

The average expenditures for personal or "miscellaneous" expenses such as clothing, laundry, entertainment, incidental meals, medical insurance, and furnishings as applicable.

### **Transportation**

For the resident budgets, this figure would normally be the cost of two round trips from the student's home; for the commuter or self-supporting budget, this figure reflects the total costs of transportation to and from the institution during the 9- or 12-month period.

Institution	Tuition and fees	Total—Resident		Total—Commuter	Total—12-month Self-Supporting	Additional Out-of-State (District) Tuition	PCS—File Before
		Institutional housing	Private housing				
<b>ALABAMA</b>							
ALABAMA A&M UNIVERSITY	410	2 150	2 414	1 747	4 557	250	4 01
ALABAMA CHRISTIAN COLLEGE	1 287	3 000		2 500	2 500		5 01
ATHENS STATE COLLEGE	500	2 575		2 100	4 300		6 01
ALBURN UNIVERSITY, MONTGOMERY	525			2 025	4 025		3 01
BIRMINGHAM SOUTHERN COLLEGE	2 022	4 182	4 253	3 432	4 943		2 15
CALHOUN STATE COMMUNITY COL	210			1 940		157	7 01
DANIEL PAYNE COLLEGE	1 195	2 969		2 768	3 069		4 15
GADSDEN STATE JUNIOR COLLEGE	210	2 000		1 800	3 720		6 01
GEORGE C WALLACE COMM C DOTHAN	203			2 053	4 753		
GEORGE C WALLACE COMM C SELMA	500			1 485	1 785		8 01
HLNTINGDON COLLEGE	1 700	3 806		2 925			6 01
JACKSONVILLE STATE UNIVERSITY	450	2 100		2 100	3 820		4 15
JEFFERSON STATE JUNIOR COLLEGE	207		2 757	1 957	3 557		6 01
JLDSON COLLEGE MARION	1 300	3 525		2 150			6 30
LAWSON STATE COMMUNITY COLLEGE	209			1 709	3 908		4 15
LIVINGSTON UNIVERSITY	540	1 690	2 040	1 440	2 390		5 01
MILES COLLEGE	1 164	2 972	3 164	2 972			4 20
MOBILE COLLEGE	1 310	2 860	1 660	3 920	4 060		
OAKWOOD COLLEGE	2 000	3 600	3 400	3 400	3 650		5 19
SAMFORD UNIVERSITY	1 600	3 470	3 520	3 150	4 540	96	4 01
SNEAD STATE JUNIOR COLLEGE	203	1 703					8 15
SPRING HILL COLLEGE	2 200	4 545	4 135	3 565	5 033		4 01
ST BERNARD COLLEGE	1 311	3 520		2 961	5 061		12 01
STILLMAN COLLEGE	1 400	2 991		1 800			5 01
TALLADEGA COLLEGE	1 365	3 315		2 140			5 15
TLSAEGEE INSTITLTE	1 400	3 000	3 000	3 000	3 000		3 15
U OF ALABAMA BIRM SCH OF DENT	3 377			5 252	7 977	1 200	
U OF ALABAMA BIRM SCH OF MED	1 760			3 785	6 510	1 200	
U OF ALABAMA BIRM SCH OF OPT	1 213			3 188	5 913	900	5 01
U OF ALABAMA BIRMINGHAM	645	3 000	3 555	2 400	5 125	630	
U OF MONTEVALLO	410	2 100		2 000		210	
U OF NORTH ALABAMA	550	2 300	2 300	2 000	4 020		4 01
WALKER COLLEGE	819	2 494	2 594	2 494	3 514		8 01
<b>ALASKA</b>							
ALASKA BUSINESS COLLEGE INC	2 475			4 585	6 425		
ANCHORAGE COMMUNITY COLLEGE	340		4 400	2 560	6 330	600	
JL NEAL DOUGLAS COMMUNITY COLLE	160		3 490	3 690	4 770	300	3 01
KETCHIKAN COMMUNITY COLLEGE	330		4 390	2 550	5 690	600	8 31
SHELDON JACKSON COLLEGE	2 300	4 750					8 31
U OF ALASKA, ANCHORAGE	340		4 400	2 560	6 330	600	
U OF ALASKA, ALKE BAY	160		3 490	3 690	4 770	300	3 01
U OF ALASKA, FAIRBANKS	472	3 562		2 692	4 022	600	3 01
<b>ARIZONA</b>							
ARIZONA AUTOMOTIVE INSTITUTE	2 695			6 375	6 375		
ARIZONA STATE UNIVERSITY	450	3 150	3 150	1 800		1 190	3 15

\*Indicates that the data are for 1975-76

Please refer to page 311 for definition of terms

Institutions submitting 12-month self-supporting budgets only are listed on page 51

ARIZONA—CALIFORNIA

Institution	Tuition and fees	Total—Resident		Total—Commuter	Total—12-month Self-Supporting	Additional Out-of-State (District) Tuition	PCS—File Before
		Institutional housing	Private housing				
ARIZONA WESTERN COLLEGE	150	2,600		2,100	3,600	1,050	3/15
EASTERN ARIZONA COLLEGE	153	2,243	2,243	1,853	2,293	800	8/15
GRAND CANYON COLLEGE	1,505	3,791	3,978	2,930	6,380		4/15
NORTHERN ARIZONA UNIVERSITY	400	2,590	2,590	1,790	2,840	1,000	3/15
PHOENIX COLLEGE	90		2,350	1,900	3,250	1,430	3/15
SCOTTSDALE COMMUNITY COLLEGE	90		2,350	1,900		1,430	3/15
U OF ARIZONA	450	3,300	3,300	2,500	4,700	1,190	3/15
YAVAPAI COLLEGE	160	2,080		1,180		1,100	3/15
<b>ARKANSAS</b>							
ARKANSAS POLYTECHNIC COLLEGE	430	2,070	1,200	1,605	3,110	350	5/01
ARKANSAS STATE U. STATE UNIV	400	1,950	2,150	1,700	2,150	300	4/01
CENTRAL BAPTIST COLLEGE	420						
COLLEGE OF THE OZARKS	850			2,100			
CROWLEY'S RIDGE COLLEGE	1,200	2,710		3,100	6,200		
HARDING COLLEGE	1,677	3,665		3,197			5/01
HENDERSON STATE UNIVERSITY	420			2,240	2,640	400	6/15
HENDRIX COLLEGE	1,639	3,209	3,214	3,114			4/15
JOHN BROWN UNIVERSITY	1,400	3,600	4,450	3,550	5,285		3/01
PHILANDER SMITH COLLEGE	1,050			2,200	3,209		6/15
PHILLIPS COUNTY COMM COLLEGE	250			1,700		230	8/01
RED RIVER VOC TECH SCHOOL	96		2,096		2,296		5/01
SHORTER COLLEGE	800	2,475		2,425			7/01
SOUTHERN STATE COLLEGE	410	1,986		2,060	3,260	270	7/01
U OF ARKANSAS, FAYETTEVILLE	400	2,355	2,355	1,105	4,305	530	3/15
U OF ARKANSAS, LITTLE ROCK	400			2,200	3,250	530	4/01
U OF ARKANSAS, PINE BLUFF	439	2,035		1,610	2,799	300	
<b>CALIFORNIA</b>							
ALLAN HANCOCK COLLEGE	20					890	7/15
AMBASSADOR COLLEGE, PASADENA	1,350	4,075	3,906	2,950	4,605		3/15
AMERICAN RIVER COLLEGE			3,065	3,065	3,465	912	8/01
ANTELOPE VALLEY COLLEGE	20			1,695		900	
ARMSTRONG COLLEGE	1,503		3,513			300	
ART CENTER COLLEGE OF DESIGN	2,500		5,750	4,850	7,100		
AZUSA PACIFIC COLLEGE	2,160			3,440	5,415		2/15
BAKERSFIELD COLLEGE	22	1,982	2,762	1,852	3,617	1,100	6/01
BAUDER COLLEGE	2,710	5,435		4,460	5,080		6/30
BETHANY BIBLE COLLEGE	1,440	3,442		2,875	4,016		5/01
BEVERLY COLLEGE OF LAW	1,710	4,660					
BIOLA COLLEGE	2,200	4,400	4,490	3,590	5,180		3/01
BROOKS COLLEGE	2,395	4,910	5,615	4,065	6,831		2/15
BRYMAN SCHOOL, SACRAMENTO	1,995		3,931	2,491			
BRYMAN SCHOOL, SAN JOSE	1,995			3,450	4,500		2/28
BUTTE COLLEGE	21		2,746	1,786	3,599	1,530	6/01
CABRILLO COLLEGE	22		2,987	1,597	3,917		6/01
CALIF BAPTIST COLLEGE	1,552	3,452	3,552	3,552	4,147		6/01
CALIF C OF ARTS AND CRAFTS		2,610				2,390	3/01
CALIF COLL OF PODIATRIC MED	4,725	8,300	8,900				4/01
CALIF INST OF ARTS	3,450	7,380	7,780	6,830			4/15
CALIF INST OF TECHNOLOGY	3,665	6,285	6,285	5,800	7,240		2/01

CALIFORNIA—CALIFORNIA

Institution	Tuition and fees	Total—Resident		Total—Commuter	Total—12-month Self-Supporting	Additional Out-of-State (District) Tuition	PCS—File Before
		Institutional housing	Private housing				
CALIF LUTHERAN COLLEGE	2,500	4,650		4,300	6,000		2/15
CALIF MARITIME ACADEMY	580	3,180			3,280	600	
CALIF POLYTECH U. POMONA	200	2,560	2,740	1,930	3,520	1,300	4/15
CALIF POLYTECH U. SN LLUIS OBSP	189	2,609	2,864	1,919	3,689	1,300	3/15
CALIF SCH OF PROF PSYCHOLOGY	4,400				9,050		1/15
CALIF STATE BD OF ACCOLNTANCY	950	2,950		2,050	4,950		5/30
CALIF STATE C BAKERSFIELD	150	2,360	2,860	1,880	4,310	1,300	5/01
CALIF STATE C DOMINGUEZ HILLS	190		3,360	1,920	4,350	1,300	3/01
CALIF STATE C. SONOMA	170	2,650	3,025	1,900	3,910	1,300	4/01
CALIF STATE C. STANISLAUS	200	2,480	2,965	1,930	4,360	1,300	2/15
CALIF STATE C. SAN BERNARDINO	200	2,330	2,610	1,930	3,520	1,300	4/15
CALIF STATE U. CHICO	200	2,475	2,785	1,930	3,580	1,300	4/01
CALIF STATE U. FRESNO	200	2,442	2,904	1,930	3,520	1,300	3/01
CALIF STATE U. FULLERTON	200		3,270	1,930	4,220	1,300	2/01
CALIF STATE U. HAYWARD	200		3,370	1,930	4,360	1,300	4/01
CALIF STATE U. HUMBOLDT	190	2,550	3,000	1,950	3,870	1,300	3/15
CALIF STATE U. LONG BEACH	190	2,700	3,360	1,920	4,350	1,300	2/15
CALIF STATE U. LOS ANGELES	200		3,370	1,930	4,360	1,300	5/01
CALIF STATE U. NORTHRIDGE	190		3,270	1,920	4,230	1,300	5/01
CALIF STATE U. SACRAMENTO	200	2,630	3,370	1,930	4,360	1,300	3/15
CALIF STATE U. SAN DIEGO	200	2,650	3,370	1,930	4,360	1,300	2/01
CALIF STATE U. SAN JOSE	200	2,330	3,370	1,930	4,360	1,300	3/01
CAMPESINOS LIBRES UNIVERSIDAD				3,800		1,000	
CENTER FOR EARLY EDUCATION	1,280			4,180	5,880		8/15
CHAFFEY COMMUNITY COLLEGE				2,100		315	9/01
CHAPMAN COLLEGE	2,580	5,130	5,130	3,930	5,430		4/01
CITY COLLEGE OF SAN FRANCISCO	15			1,540	3,609		
CLAREMONT MEN'S COLLEGE	3,814	6,244		5,744			3/01
COGSWELL COLLEGE	1,107		4,757	4,757	5,507		8/23
COLLEGE OF MARIN			2,620	1,825	3,385	960	4/30
COLLEGE OF NOTRE DAME	1,900	4,175	3,875	3,875	5,275		2/15
COLLEGE OF THE REDWOODS	25	2,800	3,090	2,000	4,175	945	6/15
COLLEGE OF THE SEQUOIAS	20		2,550	2,550	3,710	1,048	5/01
COLLEGE OF THE SISKIYOU	30	1,952	2,530	1,480	3,380	1,152	7/30
COLUMBIA JR COLLEGE, COLUMBIA	10		2,460	2,060		1,125	
COMMON COLLEGE	3,000				5,800		
CONTRA COSTA COLLEGE	14			1,804	3,054	444	5/15
CYPRESS COLLEGE	30		3,060	1,760	4,085	1,020	5/15
DE ANZA COLLEGE	21		3,501	1,851		945	
DEEP SPRINGS COLLEGE	2,300	4,700					
DOMINICAN C. OF SAN RAFAEL	2,024	4,684		4,184	5,084		2/01
DON BOSCO TECHNICAL INSTITUTE	1,068	2,983	3,663	2,523	4,481		5/01
EMPIRE COLLEGE	2,285		4,548	4,098	5,244		
EVERGREEN VALLEY COLLEGE	18			1,113		900	6/15
FASHION INST. SAN FRANCISCO	2,470		5,538	5,788	5,788	25	
FASHION INST. SHERMAN OAKS	2,270		5,285	5,485	5,485	25	
FEATHER RIVER COLLEGE	50		2,300	1,650	3,980	1,030	4/15
FRESNO CITY COLLEGE	20		2,450	1,850	4,300	990	4/01
FULLERTON COLLEGE				1,950	4,512		7/01
GAVILAN COLLEGE	18		3,000	1,750	3,935	1,215	
GLENDALE COMMUNITY COLLEGE				1,800	4,632	348	
GOLDEN GATE UNIVERSITY	1,525		5,115	3,415	6,290		3/01
GROSSMONT COLLEGE	25			1,450	4,015	960	
HARTNELL COLLEGE				1,900	3,800	900	9/01
HARVEY MUDD COLLEGE	3,850	6,300		5,800			3/01

CALIFORNIA—CALIFORNIA

Institution	Tuition and fees	Total—Resident		Total—Commuter	Total—12-month Self-Supporting	Additional Out-of-State (District) Tuition	PCS—File Before
		Institutional housing	Private housing				
HEBREW UNION C. LOS ANGELES	2,100				7,350		
HOLY NAMES COLLEGE	1,985			3,955			1/15
HUMPHREYS COLLEGE	1,344	3,694		2,674	4,428		8/15
IMMACULATE HEART COLLEGE	2,400			3,800	5,525		2/15
LA VERNE COLLEGE	2,770	4,845		4,445			2/01
LAKE TAHOE COMMUNITY COLLEGE	1			4,601	5,979	1,848	
LOMA LINDA U SCH OF MEDICINE	2,700	5,150		5,550	6,350		6/01
LOMA LINDA U. LA SIERRA	2,700	4,980		4,600			3/01
LOMA LINDA U. LOMA LINDA	2,200			4,685			6/01
LOS ANGELES BAPTIST COLLEGE	1,900	3,950	4,300	3,050	7,550		6/30
LOS ANGELES C OF OPTOMETRY	3,300		7,000	6,600			
LOS ANGELES VALLEY COLLEGE	25			1,755	4,105	1,020	
LOS MEDANOS COLLEGE				1,850	3,175	444	5/14
LOUISE SALINGER ACAD FASHION	1,725						
LOYOLA MARYMOUNT UNIVERSITY	2,776	5,186		4,686			2/01
LYLES COLLEGES OF BEAUTY	1,486			3,577	4,465		
MARYMOUNT PALOS VERDES C	2,050	4,550		3,675			4/01
MENDOCINO COLLEGE	12			2,290	3,046	990	8/15
MENLO COLLEGE	3,100	5,450		5,150			5/01
MERIT C OF COURT REPORTING	1,800						
MILLS COLLEGE	3,250	5,775					2/01
MODESTO JUNIOR COLLEGE			2,500	2,150	3,400	930	3/01
MONTEREY INST FOREIGN STUDIES	2,311		6,133	4,811	7,424		5/01
MOUNT SAN JACINTO COLLEGE	20			1,930	4,600	1,140	7/01
MOUNT ST MARY'S C. CHALON CMPS	2,220	4,595	5,345	4,245			3/01
MOUNT ST MARY'S C. DOHENY CMPS	2,020	4,285	5,145	4,045			3/01
NORTHROP UNIVERSITY	2,250	4,491		5,565	6,590		8/01
OCCIDENTAL COLLEGE	3,660	5,895	4,170	5,770			2/01
OHLONE COLLEGE	20		3,570	1,975	4,351	900	
ORANGE COAST COLLEGE	19			3,068	4,090	792	
OTIS ART INST OF LOS ANGELES	1,010			4,490			2/01
PACIFIC COLLEGE	2,000	4,225	4,400	3,450	4,800		
PACIFIC OAKS COLLEGE	2,160		4,935	3,155	5,790		
PALOMAR COLLEGE	20	1,160	2,160	3,180	4,170	465	6/01
PASADENA CITY COLLEGE			1,500	1,500	3,860	1,320	
PATTEN, BIBLE COLLEGE	1,200	3,300	4,000	3,900	4,385		5/01
PEPPERDINE U. LOS ANGELES	3,110	5,015	5,065	5,065	5,655		4/15
PEPPERDINE U. MALIBU CAMPLS.	3,410	5,860		5,560			3/15
POINT LOMA COLLEGE	2,502	4,797	5,847	4,302	6,087		3/15
POMONA COLLEGE	3,860	6,460	6,460	5,960	6,460		1/15
REEDLEY COLLEGE	20		2,450	1,850	4,300	990	4/01
RON BAILIE SCHOOL OF BROADCAST	2,510		6,570	6,840	8,450		
SADDLEBACK COLLEGE	15			2,425	4,590	1,044	9/01
SAN FRANCISCO ART INSTITUTE			2,856	1,385	3,703		4/15
SAN FRANCISCO CONS OF MUSIC	2,725	4,865	4,865	3,965	5,365		5/15
SAN FRANCISCO STATE UNIVERSITY	200	2,530	3,370	1,930	4,360	1,300	1/15
SAN JOAQUIN DELTA COLLEGE	10			2,298	3,787	960	3/15
SAN JOSE CITY/EVERGREEN VAL C	18			1,113		900	6/15
SANTA MONICA COLLEGE	15	3,451	890	1,400	4,500	900	9/10
SCRIPPS COLLEGE	3,730	6,130					3/01
SHASTA COLLEGE	25	1,800	2,500	1,900		555	6/01
SIMPSON COLLEGE, MODESTO			2,500	2,150	3,400	1,085	3/01
SKYLINE COLLEGE	20			1,875	4,095	1,350	6/15
SOLANO COMMUNITY COLLEGE	10			1,990	3,490	960	6/13
SOUTHERN CALIF SCH THEOLOGY	2,950				6,965		

CALIFORNIA—CONNECTICUT

Institution	Tuition and fees	Total—Resident		Total—Commuter	Total—2-month Self-Supporting	Additional Out-of-State (District) Tuition	PCS—File Before
		Institutional housing	Private housing				
SOUTHERN CALIFORNIA COLLEGE	1,600			3,900	4,750		7/30
SOUTHWESTERN COLLEGE	30			1,830	3,635	576	6/30
STANFORD U. SCHOOL OF MEDICINE	4,470			8,070	7,204	3,570	
STANFORD UNIVERSITY	4,275	6,365		5,775			1/25
THOMAS AQUINAS COLLEGE	2,325	4,275		3,025	5,525		8/31
U OF CALIF SCH. MED. DAVIS	670	4,825	4,825			1,500	3/01
U OF CALIF SCH. MED. SAN DIEGO	678		4,993		6,098	1,500	4/15
U OF CALIF. BERKELEY	637	3,286	4,042	2,881	5,107	1,500	3/01
U OF CALIF. DAVIS	638	3,900	3,900	2,610		1,500	12/06
U OF CALIF. IRVINE	630	3,670	3,670	2,500	4,600	1,500	4/15
U OF CALIF. LOS ANGELES	630	3,270	3,830	2,460		1,500	
U OF CALIF. RIVERSIDE	645	3,345	3,345	2,445	4,380	1,500	1/15
U OF CALIF. SAN DIEGO	636	4,000	4,000	2,900		1,500	1/05
U OF CALIF. SANTA BARBARA	727			2,910		1,500	
U OF CALIF. SANTA CRUZ	678	3,249	3,249	2,604		1,500	12/15
U OF REDLANDS	3,150			5,300	5,300		3/01
U OF REDLANDS, C AT JOHNSTON	3,300			5,575	5,575		3/01
U OF SAN DIEGO	2,600	4,940	5,260	4,360			4/01
U OF SAN DIEGO SCHOOL OF LAW	2,615		7,645		9,201		6/01
U OF SANTA CLARA	2,715	5,343	5,915	4,315	7,015		3/15
U OF SOUTHERN CALIF	3,625	6,625	6,625	5,625	7,525		1/31
U OF THE PACIFIC	3,955	6,360	4,555	5,455	7,955		2/15
UNITED STATES INTERNATIONAL U	2,823	5,433	5,613	5,478	6,833		
WEST HILLS COLLEGE	24	2,500	2,500	1,600	2,500	1,000	6/30
WEST LOS ANGELES COLLEGE	13			1,993	3,243	408	
WESTMONT COLLEGE	2,700	4,600		4,750	6,000		3/01
WHITTIER COLLEGE	2,975	5,000		4,500	7,450		
YUBA COLLEGE	30	2,180	3,400	1,050	3,180	1,000	5/30
<b>COLORADO</b>							
AIMS JUNIOR COLLEGE	250		2,325	1,975	2,945	1,100	6/01
COLORADO COLLEGE	3,100	5,100	5,100	4,100	5,900		2/01
COLORADO SCHOOL OF MINES	650	2,650	2,850	2,150	6,100	2,400	2/15
COLORADO WOMEN'S COLLEGE	2,770	5,270		3,995	6,055		7/01
COMM C OF DENVER, NORTH CAMPUS	255		2,985	2,035	3,551	915	6/01
ILIFF SCHOOL OF THEOLOGY	1,265	3,790	4,265		4,545		
LAMAR COMMUNITY COLLEGE	368	2,018	1,643	1,793	1,868	860	
LORETTO HEIGHTS COLLEGE	2,975	5,645	5,505	4,475			3/01
MESA STATE COLLEGE	520	1,920	1,920	2,820	3,420	1,130	3/15
U OF COLORADO, BOULDER	531	2,831	2,831	2,331	3,631	1,592	
U OF DENVER	3,450	5,700	5,700	4,680	6,390		
<b>CONNECTICUT</b>							
ALBERTUS MAGNUS COLLEGE	2,400	4,800		3,200	5,200		4/15
ANNHURST COLLEGE	2,150			3,150			12/01
BERKELEY DIVINITY SCHOOL	2,600	5,300					2/15
BRIARWOOD COLLEGE	1,885	3,865		3,085			5/01
CONNECTICUT BUSINESS INSTITUTE	1,535			3,279	5,135		
CONNECTICUT COLLEGE	3,880	6,050	6,050	5,480			2/15
EASTERN CONNECTICUT STATE COLL	610	2,460	2,460	2,200	3,790	900	4/01
FAIRFIELD UNIVERSITY	2,795	5,070	4,870	4,560			2/01



CONNECTICUT—DIST COLUMBIA

Institution	Tuition and fees	Total—Resident		Total—Commuter	Total—12-month Self-Supporting	Additional Out-of-State (District) Tuition	PCS—File Before
		Institutional housing	Private housing				
GREATER HARTFORD COMM COLLEGE	270			2,100		650	7/15
HARTFORD COLLEGE FOR WOMEN	2,100	4,200		3,600	5,150		4/01
HOLY APOSTLES COLLEGE	1,175	2,925					
HOUSATONIC COMMUNITY COLLEGE	270			2,345		650	6/01
MANCHESTER COMMUNITY COLLEGE	475		3,000	2,400	4,000	800	5/01
MATTATUCK COMMUNITY COLLEGE	500			2,700	3,750	916	8/15
MIDDLESEX COMM C, MIDDLETOWN	280		4,433	2,630	4,433	650	
MITCHELL COLLEGE	2,802	5,002		4,454			8/15
MOHEGAN COMMUNITY COLLEGE	270			2,300	2,710	625	10/01
MORSE OF HARTFORD	1,700		4,225	3,325	4,475		
NEW HAVEN ACADEMY OF BUSINESS	1,750	4,069	3,869	3,435	6,075		7/01
NORTHWESTERN CONN COMM COLLEGE	300		2,700	2,300	4,700	650	6/15
NORWALK COMMUNITY COLLEGE	300			2,420	2,680		6/01
PAIER SCHOOL OF ART INC	1,800			3,500	5,400		4/01
POST COLLEGE	2,222	4,882	5,202	4,802	8,372		4/15
QUINEBAUG VALLEY COMM COLLEGE	270			2,230	3,490	850	
QUINNIPIAC COLLEGE	2,650	4,970	3,650	3,650	7,130		3/15
SACRED HEART UNIVERSITY	1,950			3,825	4,025		5/01
SOUTHERN CONNECTICUT STATE C	575	2,625	2,625		3,275	900	4/15
ST BASIL'S COLLEGE	2,870	4,570					
ST JOSEPH COLLEGE	2,400	4,925	4,995	3,925	5,675		1/15
ST THOMAS SEMINARY	1,600	2,700				200	
THAMES VALLEY STATE TECH C	250			2,375	2,975	650	6/30
TRINITY COLLEGE, HARTFORD	3,745	6,000		5,400	6,000		1/01
TUNXIS COMMUNITY COLLEGE	270			2,300	3,690	580	7/30
U OF BRIDGEPORT	2,850	5,100		4,250			4/01
U OF CONNECTICUT SCH DENT MED	1,450				5,650	900	3/10
U OF CONNECTICUT SCH OF MED	1,350	5,255		2,945	6,255	900	
U OF CONNECTICUT, STORRS	815	3,400	3,400	2,250		1,050	2/15
U OF HARTFORD	2,840	5,334	5,590	4,515	6,290		3/01
U OF NEW HAVEN	2,210			3,960	5,900		6/01
WATERBURY STATE TECHNICAL COLL	220			2,145	2,620	650	10/01
WESLEYAN UNIVERSITY	4,150	6,500					1/15
WESTERN CONNECTICUT STATE C	550			2,180	3,400	900	3/31
YALE UNIVERSITY	4,400	7,175					1/01
<b>DELAWARE</b>							
BRANDYWINE COLLEGE	1,850	4,300		3,500			
DELAWARE LAW SCHOOL	2,200		6,250	6,730	8,123		4/30
DELAWARE STATE COLLEGE	398	1,898		1,998	2,198	575	1/15
DELAWARE TECH&COMM C. NORTH	390			1,940	3,440	462	8/15
DELAWARE TECH&COMM C. SOUTH	390			1,190	1,190	462	
GOLDEY BEACOM COLLEGE	1,500	3,650		3,050			9/07
U OF DELAWARE	795	3,102	2,670	2,120		1,135	3/15
WESLEY COLLEGE	2,700	4,432		3,950	5,850		4/15
WILMINGTON COLLEGE, NEW CASTLE	2,050	4,100		3,600	4,400		7/31
<b>DIST. COLUMBIA</b>							
AMERICAN UNIVERSITY	2,934			4,584	6,749		3/21
CAREER ACAD LEWIS HOTEL MTL DV	1,898			3,008			
CATHOLIC UNIVERSITY OF AMERICA	3,080	5,685	5,685	4,925	6,305		2/01

DIST COLUMBIA—FLORIDA

Institution	Tuition and fees	Total—Resident		Total— Commuter	Total— 12-month Self- Supporting	Additional Out-of- State (District) Tuition	PCS— File Before
		Institutional housing	Private housing				
CORCORAN SCHOOL OF ART	2,535			4,060	6,614		5/15
DC TEACHER'S COLLEGE	135			1,855	3,805	1,050	9/01
FEDERAL CITY COLLEGE	135			3,000	3,905	795	4/30
GALLAUDET COLLEGE	800	3,425	3,375	3,475	4,925		
GEORGE WASHINGTON U	2,750	5,500	5,500	4,100			
GEORGETOWN U SCHOOL MEDICINE	5,000			9,000	9,900		9/01
GEORGETOWN UNIVERSITY	3,250	5,700	5,700	4,600	6,750		1/15
HOWARD UNIVERSITY	1,518	3,854	4,648	3,568			5/01
JOHNS HOPKINS U, ADV STUDIES	3,700				7,820		1/15
MOUNT VERNON COLLEGE	2,700			5,600			
SOUTHEASTERN UNIVERSITY	1,850			5,025	6,050		7/30
STRAYER COLLEGE	1,710	4,810		3,360			4/15
TRINITY COLLEGE	2,670	4,945		3,815	7,105		1/01
WASHINGTON HOSPITAL CENTER	1,035	3,063		3,063			5/30
<b>FLORIDA</b>							
ART INST OF FORT LAUDERDALE	1,900		4,640	4,640	5,320		
BARRY COLLEGE	2,200	4,350	4,350	3,050	4,550		4/01
BAUDER FASHION COLLEGE	2,740	5,015	5,015	4,575			
BISCAYNE COLLEGE	2,240	4,600		3,700	6,108		2/01
BISCAYNE PARAMEDICAL INSTITUTE	2,550	5,020	5,190	5,020	5,920		7/21
BREVARD COMMUNITY COLLEGE	330			2,130	3,230	330	5/10
BROWARD COMMUNITY COLLEGE	288			2,000	3,800	360	5/15
BUSINESS UNIVERSITY OF TAMPA	2,400			4,350			
CHARRON WILLIAMS C PARAMED DIV	1,600			3,190			
CHARRON WILLIAMS C FT LAUDRDLE	1,600			3,190			
CHARRON WILLIAMS C MIAMI	2,400			4,350			
CHIPOLA JUNIOR COLLEGE	350	2,500	2,650	1,450	3,600	350	5/01
COLLEGE OF BOCA RATON	2,150	4,580		3,400			
COLLEGIATE BUSINESS INSTITLTE	2,000			4,160			
COMM COLLEGE OF ST AUGUSTINE	700			2,600	2,600		7/01
DAYTONA BEACH COMM COLLEGE	300			2,075	3,600	360	5/01
ECKERD COLLEGE	3,190	5,055	5,055	3,540	7,570		4/01
EDISON COMMUNITY COLLEGE	339			1,874	2,564	242	7/01
EMBRY-RIDDLE AERONAUTICAL UNIV	2,816	5,616	6,606	5,256	8,116		6/10
FLORIDA A&M UNIVERSITY	645	2,919	4,665	1,950	3,623	1,440	1/31
FLORIDA ATLANTIC UNIVERSITY	690	3,135	4,500	2,865	5,700	1,440	6/01
FLORIDA COLLEGE	1,300	3,580		2,750	3,450		
FLORIDA INST OF TECHNOLOGY	2,340	4,815	4,815	4,470	6,385		3/15
FLORIDA INTERNATIONAL UNIV	675			2,995	6,585	1,440	5/01
FLORIDA JR C JACKSONVILLE	360			1,930	4,320	150	
FLORIDA MEMORIAL COLLEGE	1,775			3,785	5,765		3/01
FLORIDA SOUTHERN COLLEGE	2,150	4,330		3,000	5,500		3/01
FLORIDA STATE UNIVERSITY	675	2,945	2,945	1,325	3,245	2,115	2/15
FLORIDA TECHNOLOGICAL UNIV	675	2,775	3,083	2,250	3,827	1,035	5/01
FORT LAUDERDALE C OF BUS & FIN	1,728			3,028	5,378		
GULF COAST COMMUNITY COLLEGE	330		2,220	1,760		300	5/01
INDIAN RIVER COMMUNITY COLLEGE	259			2,354	3,954	175	
INTERNATIONAL FINE ARTS COLL	4,245	5,820					1/01
JACKSON MEMORIAL HOSPITAL	554	3,014	4,295	2,695	4,495	455	7/01
JACKSONVILLE UNIVERSITY	2,130	4,280		2,880			3/15
LAKE CITY COMMUNITY COLLEGE	360	2,810		2,270	3,990	450	6/01
LAKE SUMTER COMMUNITY COLLEGE	400			2,300	3,600	384	3/15

FLORIDA—GEORGIA

Institution	Tuition and fees	Total—Resident		Total—Commuter	Total—12-month Self-Supporting	Additional Out-of-State (District) Tuition	PCS—File Before
		Institutional housing	Private housing				
LAKELAND BUSINESS INSTITUTE	1,600		3,775	3,175			
MANATEE JUNIOR COLLEGE	340			1,640	3,080	300	7/01
MIAMI DADE COMM C DOWNTOWN	394			2,530	4,720	360	4/01
MIAMI DADE COMM C NORTH	394			2,530	4,720	360	4/01
MIAMI-DADE COMM C SOUTH	394			2,530	4,720	360	4/01
NEW COLLEGE OF U OF S FLORIDA	860			2,385	4,695	1,050	2/01
NORTH FLORIDA JUNIOR COLLEGE	310			1,685	4,075	190	3/15
PALM BEACH ATLANTIC COLLEGE	1,650	3,950		3,275	5,200		5/30
PALM BEACH JUNIOR COLLEGE	380		3,650	2,400	4,580	450	4/15
PASCO HERNANDO COMM C.BRKSVILLE	370			1,994	3,600	360	7/15
PASCO HERNANDO COMM C.DAIDE CTY	370			1,994	3,600	360	7/15
PASCO HERNANDO COMM C.NEW PT R	370			1,994	3,600	360	7/15
PENSACOLA JUNIOR COLLEGE	297			1,797	2,929	297	4/30
PINELLAS VOC TECH SCHOOL				2,300	4,325	50	
POLK COMMUNITY COLLEGE	300			1,810	4,183	300	5/01
RINGLING SCHOOL OF ART	1,120	2,950	3,220	2,520	3,820		4/01
ROLLINS COLLEGE	3,000	5,300	5,300	3,800			3/01
RYDER TECHNICAL INSTITUTE	2,260			3,810	5,185		1/15
SANTA FE COMMUNITY COLLEGE	396			1,371	3,846	800	3/15
SEMINOLE COMMUNITY COLLEGE	300			1,850	3,810	360	4/01
SHELTON COLLEGE	1,050	2,450					6/01
SOUTH-EASTERN BIBLE COLLEGE	820			1,720	2,570		
ST JOHNS RIVER JR COLLEGE	250			2,400	2,725	250	8/01
ST LEO COLLEGE	2,335	4,335		3,375			3/01
ST PETERSBURG JR C. CLEARWATER	393			1,743	3,743	480	
ST PETERSBURG JUNIOR COLLEGE	393			1,743	3,743	480	6/01
ST VINCENTS HOSPITAL	114			1,329	4,180	110	
TALLAHASSEE COMMUNITY COLLEGE	220			1,900	2,970	200	4/01
U OF FLORIDA	660	3,105	3,105	2,100	3,850	1,035	2/28
U OF MIAMI	3,124	6,004	6,004	5,314	7,604		
U OF NORTH FLORIDA	675			4,055	5,125	1,440	5/01
U OF PALM BEACH	1,595				3,295		5/01
U OF SOUTH FLORIDA	675	2,725		2,235	3,825	1,290	3/01
U OF TAMPA	2,500	4,900	3,550	3,550	5,450		8/01
VALENCIA COMMUNITY COLLEGE	350			1,900	3,340	360	4/01
WASHINGTON HOLMES VOC TECH CTR	35			1,735	4,021		

GEORGIA

ABRAHAM BALDWIN AGRICULTURAL C	372	2,012		1,722	2,492	432	6/15
AGNES SCOTT COLLEGE	2,750	4,650		4,100	6,250		1/15
ALBANY JUNIOR COLLEGE	327		2,602	1,827	3,717	452	8/15
ALBANY STATE COLLEGE	510	2,098	2,340	1,765	2,553	648	4/15
ARMSTRONG STATE COLLEGE	456		2,580	1,950	3,235	648	4/01
ATLANTA AREA TECHNICAL SCHOOL	110				3,160	240	
ATLANTA CHRISTIAN COLLEGE	800	2,400		1,950	2,850		7/01
ATLANTA COLLEGE OF ART	2,000		4,700	3,400	5,300		4/01
ATLANTA COLLEGE OF BUSINESS	1,825			3,189			
ATLANTA UNIVERSITY	1,650	3,920	4,950	3,500	5,450		6/15
AUGUSTA COLLEGE	450			1,960	3,760	650	4/15
BAINBRIDGE JUNIOR COLLEGE	321			1,371		144	
BAUDER FINISHING COLLEGE	2,790			4,755			
BERRY COLLEGE	1,815	3,900	3,900	3,765	3,865		2/01
BEULAH HEIGHTS BIBLE COLLEGE	500	1,300					

GEORGIA—GEORGIA

Institution	Tuition and fees	Total—Resident		Total—Commuter	Total—12-month Self-Supporting	Additional Out-of-State (District) Tuition	PCS—File Before
		Institutional housing	Private housing				
BRUNSWICK JUNIOR COLLEGE	324		2,244	1,674	3,594	144	8/01
CLAYTON JUNIOR COLLEGE	336			1,950	4,274		
COLUMBUS COLLEGE	445		3,005	1,795	3,808	619	6/01
COOSA VALLEY AREA VOC TECH SCH	120			1,570	3,520		
DALTON JUNIOR COLLEGE	318			1,868	3,743	432	8/01
DE VRY INSTITUTE OF TECHNOLOGY	2,350		5,440		5,850		
DEKALB COMM C CENTRE	340			2,015	3,430	500	7/01
DEKALB COMMUNITY COLLEGE SOUTH	340			2,015	3,330	500	6/30
EMANUEL COUNTY JUNIOR COLLEGE	318					432	
EMORY UNIVERSITY	3,150	5,775	6,530	5,296	7,600		3/01
FLOYD JUNIOR COLLEGE	318			1,750		432	
FORT VALLEY STATE COLLEGE	492	2,142	2,142	2,402	3,287	1,140	12/01
GAINESVILLE JUNIOR COLLEGE	357			2,057	3,399	474	
GEORGIA BAPTIST HOSPITAL	795			2,105	2,666		
GEORGIA INST OF TECHNOLOGY	677	2,952	2,952	2,357	4,757	1,167	2/01
GEORGIA SOUTHERN COLLEGE	486	2,526	3,546	2,136	4,516	648	4/01
GEORGIA SOUTHWESTERN COLLEGE	477			1,920		648	6/01
GEORGIA STATE UNIVERSITY	525		3,340	1,995	4,015	1,035	3/01
GORDON JUNIOR COLLEGE	333	2,438		1,683	3,013	432	5/31
HALL SCHOOL OF NURSING	1,435	3,230		2,205	2,205		5/01
KENNESAW JUNIOR COLLEGE	318			1,768	3,428	432	4/01
LA GRANGE COLLEGE	1,575	2,900	2,900	2,000	2,000		5/01
MACON JUNIOR COLLEGE	318			1,850	2,538	360	4/01
MEDICAL COLLEGE OF GEORGIA	564	2,464	2,814	2,164	3,989	864	5/01
MERCER U, ATLANTA	1,801		2,701	3,451	5,651		5/01
MERCER U, MACON	2,484	4,381		3,809			4/01
MERCER U, SOUTHERN SCH PHARM	2,250		6,046	4,367			5/01
MIDDLE GEORGIA COLLEGE	363	2,100	2,100			432	3/15
MOREHOUSE COLLEGE	1,684			2,534			5/15
MORRIS BROWN COLLEGE	1,840	3,687	3,660	3,055	4,790		5/01
NORTH GEORGIA COLLEGE	504	2,500		3,279	4,054	648	5/01
NORTH GEORGIA TECH & VOC SCHOOL	150	1,950	2,150	2,150	2,350	400	
OGLETHORPE UNIVERSITY	2,478	4,733	5,873	4,433	6,953		5/01
OXFORD COLLEGE OF EMORY U	2,100	4,275					4/15
PAINE COLLEGE	1,330	2,935	2,815	1,685	1,685		4/15
PIEDMONT COLLEGE	1,300	2,400		2,700	2,890		6/30
REINHARDT COLLEGE	1,080	2,945		2,640	3,595		6/01
SAVANNAH STATE COLLEGE	507	1,992	2,807	1,782	3,582	648	
SHORTER COLLEGE	1,400	3,175	3,325	2,825	3,950	200	7/01
SOUTH GEORGIA COLLEGE	363	2,000	2,904	1,675	3,478	432	5/01
SOUTH GEORGIA VOC TECH SCHOOL	48	1,173	1,923	1,423	2,923	400	3/01
SOUTHERN TECHNICAL INSTITUTE	451	2,461		2,116	3,731		5/01
SPELMAN COLLEGE	1,850	4,000		3,650	5,950		5/01
TIFT COLLEGE	1,275	3,115		3,525	3,875		4/01
TOCCOA FALLS INSTITUTE	1,505	3,600	4,255	3,100	7,505		5/15
TROUP COUNTY AREA VOC TECH SCH	85			1,051	2,259		9/30
U OF GEORGIA, ATHENS	615	2,450	2,450	1,950	3,765	864	
VALDOSTA AREA VOC TECH SCHOOL	250				2,400	180	8/01
VALDOSTA STATE COLLEGE	483	2,038	2,038	2,033	3,150	648	4/15
WESLEYAN COLLEGE	2,485	4,345				2,485	3/01
WEST GEORGIA COLLEGE	495	2,505	2,870	2,245	3,745	648	4/01
YOUNG HARRIS COLLEGE	1,005			2,255	4,555		

HAWAII—ILLINOIS

Institution	Tuition and fees	Total—Resident		Total—Commuter	Total—12-month Self-Supporting	Additional Out-of-State (District) Tuition	PCS—File Before
		Institutional housing	Private housing				
<b>HAWAII</b>							
CANNONS INTERNATIONAL BUS COLL	1,854			3,235	6,026		
CHAMINADE COLLEGE OF HONOLULU	1,310	3,645	3,745	2,825	5,055		3/15
HAWAII COMMUNITY COLLEGE, HILO	90	2,652	3,215	2,049	4,197	820	3/01
HAWAII LOA COLLEGE	1,680	3,730	3,865	3,265	4,261		8/15
HAWAII PACIFIC COLLEGE	1,250			3,100	4,420		
HONOLULU COMMUNITY COLLEGE	90		3,172	1,984		820	3/01
KAMOLANI COMMUNITY COLLEGE	90			1,969	3,157	820	6/01
KAUAI COMMUNITY COLLEGE	90		2,742	1,755	3,498	820	7/01
LEEWARD COMMUNITY COLLEGE	90			1,984	4,140	820	6/01
MAUI COMMUNITY COLLEGE	90	2,110	3,200	2,016	3,200	910	6/30
U OF HAWAII AT MANOA	478	3,017	3,655	2,432	4,650	675	3/01
U OF HAWAII, HILO COLLEGE	102	2,664	3,227	2,061	4,209	820	3/01
<b>IDAHO</b>							
BOISE STATE UNIVERSITY	362	2,670	3,265	2,188	4,445	1,040	3/01
COLLEGE OF IDAHO	2,500	4,680	4,230	4,030	4,497		2/15
EASTERN IDAHO VOC TECH SCHOOL	200		1,900	2,050	2,200		7/01
IDAHO STATE UNIVERSITY	410	2,640	2,740	1,690		850	3/01
LEWIS-CLARK STATE COLLEGE	311	2,491	2,641	1,841	3,116	700	4/01
NORTH IDAHO JUNIOR COLLEGE	370	2,500	2,700	1,600	3,750	530	4/15
NORTHWEST NAZARENE COLLEGE	1,785	3,940		3,315	4,115		3/15
U OF IDAHO	400	2,470	2,470	2,030	3,295	1,000	3/15
<b>ILLINOIS</b>							
AUGUSTANA COLLEGE	2,538	4,586	4,586	3,938			
AURORA COLLEGE	2,460	4,925	4,860	3,960	5,000		
BLACK HAWK COLLEGE EAST CAMPUS	464			2,264			
BLACKBURN COLLEGE	2,000	3,000		2,850			
BRADLEY UNIVERSITY	2,400			4,280	5,600		2/15
CHRIST COMMUNITY HOSPITAL	1,265	2,520					9/01
COLLEGE OF LAKE COUNTY	408			2,568	2,968		5/01
COLLEGE OF ST FRANCIS, JOLIET	2,030	4,180	4,180	3,580	5,680		3/01
COLUMBIA COLLEGE	2,175			4,345	7,860		
CONCORDIA TEACHERS COLLEGE	1,717	3,775	3,566	3,441	5,241		7/15
CONCORDIA THEOLOGICAL SEMINARY	1,658	4,313	5,561		7,028		
DANVILLE JUNIOR COLLEGE	352		2,727	2,727	3,927	1,500	8/01
DELOURDES COLLEGE	900						
DEPAUL UNIVERSITY	2,295	4,800	4,800	3,900			7/01
EASTERN ILLINOIS UNIVERSITY	600	2,550	2,550	2,550	3,490	846	3/01
ELGIN COMMUNITY COLLEGE	350		3,750	2,825	4,825	1,655	8/01
ELMHURST COLLEGE	2,760	5,100		4,575	6,910		8/01
EUREKA COLLEGE	2,480	4,640		4,290			
FELICIAN COLLEGE	920			3,820			
GEORGE WILLIAMS COLLEGE	2,400	4,580	4,930	4,130	5,780		
GOVERNORS STATE UNIVERSITY	681			2,691	6,031	1,920	4/31
GREENVILLE COLLEGE	2,305	4,355	4,005	3,905	4,305		9/01
HEBREW THEOLOGICAL COLLEGE	1,829	4,325	4,625	3,225	5,125		4/20

Institution	Tuition and fees	Total—Resident		Total—Commuter	Total—12-month Self-Supporting	Additional Out-of-State (District) Tuition	PCS—File Before
		Institutional Housing	Private housing				
HIGHLAND COMMUNITY COLLEGE	344		3,014	2,159	4,094	2,076	6/01
ILLINOIS COLLEGE	1,850	3,740	3,540	3,590	5,300		
ILLINOIS BENEDICTINE COLLEGE	2,345	4,795	6,045	4,695	6,895		5/01
ILLINOIS VALLEY COMMUNITY COLL	340		2,490	2,115	2,565	1,018	4/01
ILLINOIS WESLEYAN UNIVERSITY	3,307	5,280	5,280	4,770	6,860		4/01
JOHN WOOD COMMUNITY COLLEGE	440	2,665	2,665	2,265	4,215		7/15
JUDSON COLLEGE	2,526	4,826	5,106	4,506	5,706		4/15
KENDALL COLLEGE	2,380	4,792	3,950	3,950			
KENNEDY-KING COLLEGE	150			2,084	2,676	402	5/01
KISHWAUKEE COLLEGE	374			2,014	3,694		9/31
KNOX COLLEGE	3,530	5,550	5,550	5,550	5,550		6/01
LAKE FOREST COLLEGE	3,510	5,510		5,185	8,035		3/01
LEWIS UNIVERSITY	2,190			4,510			
LINCOLN CHRISTIAN COLLEGE	1,512	3,191					
LINCOLN COLLEGE	2,380	4,180		4,180			
LINCOLN LAND COMMUNITY COLLEGE	335		2,500	2,300	3,400	1,024	
LOUIS WARE SCHOLARSHIP PROGRAM	1,480		4,030	2,730	4,870		3/03
LOYOLA U. NILES COLLEGE	2,335	3,810					4/30
LOYOLA UNIVERSITY OF CHICAGO	2,500	4,900	4,900	4,250	7,000		6/01
MACCORMAC JUNIOR COLLEGE	1,875			3,825			
MACMURRAY COLLEGE	2,850	4,260		3,460			
MALLINCKRODT COLLEGE	1,070			2,350	2,850		6/01
MAYFAIR COLLEGE	150			2,379	4,266	1,500	
MCCORMICK THEOLOGICAL SEMINARY	1,500		4,700		5,850		
MCKENDREE COLLEGE	2,240			760			5/01
MILLIKIN UNIVERSITY	3,000	5,090	5,090	4,925	7,425		4/01
MONMOUTH COLLEGE	2,840	4,890		4,490	6,840		5/01
MOODY BIBLE INSTITUTE		1,750					8/01
MORAIN VALLEY COMM COLLEGE	320			2,322	3,079	1,600	1/01
MORRISON INST OF TECHNOLOGY	1,350	2,950					
MORTON COLLEGE	352			2,572	3,792		
NATIONAL C OF CHIROPRACTIC	1,780	3,980	5,080	3,480	6,380		8/15
NATIONAL C OF EDUC. EVANSTON	2,850			4,225	3,350		8/01
NATIONAL C OF EDUC. URBAN CMPS	1,950			3,325	2,450		8/01
NORTH CENTRAL COLLEGE	4,600	6,600	6,600	6,100			7/01
NORTH PARK COLLEGE	2,841	4,850	4,850	4,850	5,216		4/01
NORTHERN ILLINOIS UNIVERSITY	620	3,100	3,100	3,100		659	4/01
NORTHWESTERN MEMORIAL HOSPITAL	2,167	3,479		2,749			4/01
NORTHWESTERN U EVENING DIV	1,560			3,575	4,180		8/29
NORTHWESTERN U MEDICAL SCHOOL	4,300	7,100	7,800	6,890	8,160	4,300	6/15
NORTHWESTERN U. PHYS THERAPY	3,585	6,035	6,435	5,085	7,335		4/01
NORTHWESTERN UNIVERSITY	3,840	6,110	6,110	5,400			2/15
OAKTON COMMUNITY COLLEGE	400			2,450	4,500		8/30
PARKLAND COLLEGE	440		2,835	2,640	5,140	1,280	6/15
PARKS C OF ST LOUIS UNIV	1,764	3,909	3,909	3,494	5,014		7/01
PRAIRIE STATE COLLEGE	460			2,500	3,500	1,000	7/15
PRINCIPIA COLLEGE	3,375	6,178		3,875			12/01
QUINCY COLLEGE	1,870			3,490			2/01
ROCKFORD BUSINESS COLLEGE	1,375			3,400	6,300		
ROCKFORD COLLEGE	2,600	4,480		3,200	5,525		8/01
ROOSEVELT UNIVERSITY	2,145	4,759	4,759	4,759	5,995		5/01
ROSARY COLLEGE	2,180	4,120		3,530			12/15
RUSH U. C NURSING & HEALTH SCI	2,850	4,575		5,560	6,095	2,850	9/21
RUSH U. GRADUATE COLLEGE	2,850	4,650		5,635		2,850	3/15
SANGAMON STATE UNIVERSITY	440			2,464		661	7/01



ILLINOIS-INDIANA

Institution	Tuition and fees	Total-Resident		Total-Commuter	Total-12-month Self-Supporting	Additional Out-of-State (District) Tuition	PCS-File Before
		Institutional housing	Private housing				
SALK VALLEY COLLEGE	480			3,130	3,930	1,371	
SCHOOL OF ART INST OF CHICAGO	1,880			2,980		1,880	2/01
SHERWOOD MUSIC SCHOOL	1,706	2,056	3,856	2,656	3,856		8/15
SHIMER COLLEGE	2,480			3,580	5,290		
SOUTHEASTERN ILLINOIS COLLEGE	300			1,400		1,800	8/20
SOUTHERN ILL U CARBONDALE	58			2,676	3,181	860	5/01
SOUTHERN ILL U EDWARDSVILLE	595			2,805	3,502	860	5/01
SOUTHWEST COLLEGE CHICAGO	150			1,980	4,480	1,600	8/01
ST FRANCIS HOSPITAL EVANSTON	1,440	3,060		4,165	4,165		3/30
ST MARY OF NAZARETH HOSPITAL	1,560	4,364		4,364	5,647		6/01
ST XAVIER COLLEGE	2,130	4,480		3,795	5,655		5/01
TREND INTERNATIONAL BEAUTY SCH	675	5,449	5,449	3,379	5,449		4/01
TRINITY CHRISTIAN COLLEGE	2,100	4,000		3,980	5,150		8/15
TRINITY COLLEGE	2,400	4,645		3,875	5,045		
TRITON COLLEGE	372			3,072	4,672	1,373	
U OF CHICAGO	3,225			4,345	6,120		4/01
U OF CHICAGO GRAD DIV BIOL SCI	4,930	9,430	9,430		780		4/01
U OF CHICAGO GRAD LIBRARY SCH	4,480	7,416	7,680				2/01
U OF ILLINOIS MEDICAL CENTER	759	3,884	4,374	2,609	5,529	990	5/01
U OF ILLINOIS CHICAGO CIRCLE	636			2,300	4,900	990	4/01
WALBONSEE COMMUNITY COLLEGE	374			2,506	3,348	1,748	8/01
WESTERN ILLINOIS UNIVERSITY	575	2,675	2,675	2,325	3,230	846	
WHEATON COLLEGE	2,610	4,845		3,850	5,535		2/01
<b>INDIANA</b>							
ANCILLA COLLEGE	680			2,480			
ANDERSON COLLEGE	2,200	3,880		3,240			3/01
BALL STATE UNIVERSITY	720	2,550		2,550	3,985	720	2/01
BETHEL COLLEGE	1,765	3,295		3,015			3/31
BUTLER UNIVERSITY	2,050	3,800	3,600	3,600			
CALL MET COLLEGE	4,100			1,550			3/31
CONCORDIA SENIOR COLLEGE	1,326	3,291					7/01
DEPALW UNIVERSITY	3,500	5,700	5,245	4,985	7,285		2/01
FRANKLIN COLLEGE	2,490			3,450			2/01
GOSHEN COLLEGE	2,335	4,100	3,795	3,795	4,435		3/01
GRACE COLLEGE	1,920	3,745	5,275	3,640	6,440		3/01
HANOVER COLLEGE	2,360	3,990		3,960	4,590		3/15
HOLY CROSS JUNIOR COLLEGE	990			2,970			4/15
HUNTINGTON COLLEGE	2,370	4,170		4,070	9,310		6/01
INDIANA CENTRAL UNIVERSITY	2,175	4,100	4,100	3,700	4,625		5/01
INDIANA INST OF TECHNOLOGY	1,980	4,255	4,030	3,470	4,950		4/15
INDIANA STATE U. EVANSVILLE	640			2,370	4,020		1/01
INDIANA STATE U. TERRE HAUTE	744			2,000	2,745	713	3/01
INDIANA L SCHOOL OF MEDICINE	1,050		4,724		8,356	2,200	3/01
INDIANA L-PURDUE U. INDNPLS	630	2,745	2,745	2,070	4,025	630	2/15
INDIANA U. BLOOMINGTON	722	2,745	2,745	2,162	3,211	918	2/01
INDIANA U. EAST	666			2,106		630	4/15
INDIANA U. FORT WAYNE	750		2,700	2,200	3,750	700	2/01
INDIANA U. KOKOMO	636		2,751	2,076		630	2/15
INDIANA U. NORTHWEST	636			1,486		1,266	2/01
INDIANA U. SOUTH BEND	642		2,757	2,082		630	2/01
INDIANA U. SOUTHEAST	654			2,094	5,101	630	2/15
INDIANA VOC TECH C. INDNPLS	500			1,800	3,175	860	

Institution	Tuition and fees	Total—Resident		Total— Commuter	Total— 12-month Self- Supporting	Additional Out-of- State (District) Tuition	PCS— File Before
		Institutional housing	Private housing				
INTERNATIONAL JR C OF BUSINESS	2 000	3 290	3 510	3 670	4 520		
LOCKYEAR BUSINESS COLLEGE	1 200	3 058	3 040	2 950	3 430		
MANCHESTER COLLEGE	2 350	3 900		3 050			3 01
MARIAN COLLEGE	1 915	3 685		3 465			
MARION COLLEGE MARION	2 180	3 900	3 700	3 400	4 830		5 01
MICHIANA COLLEGE OF COMMERCE	1 080		2 610	2 050	4 200		2 01
NORTHWOOD INSTITUTE	1 875	3 865		2 825			5 01
OAKLAND CITY COLLEGE	1 725	4 200	4 605	3 800	4 985		5 30
OAKLAND CITY COLLEGE TECH TRNG	2 316	5 380	5 266	5 091			5 30
PARKVIEW METHODIST HOSPITAL	960	2 070		3 200	3 680	970	9 01
PLRDLE U CALLMET	750		2 955	2 330	3 580	750	2 01
PLRDLE U FORT WAYNE	700	1 100	2 600	2 100	4 350	700	2 01
PLRDLE U LAFAYETTE	750	2 950	2 950	2 250	3 615	950	2 01
PLRDLE U NORTH CENTRAL	750			2 525	3 465	1 500	3 01
ROSE-HULLMAN INST OF TECHNOLOGY	2 700	4 500	4 500	3 900	7 150		2 01
ST ELIZABETH SCH OF NURSING	1 220	2 630	2 630	2 030	2 360	1 220	
ST FRANCIS COLLEGE	1 615	3 865		3 715	4 965		4 01
ST JOSEPH'S COLLEGE	2 240	4 075		3 775			3 01
ST MARY-OF-THE-WOODS COLLEGE	1 980	3 810					2 01
ST MARY'S COLLEGE	2 750	5 350	5 350	4 500	3 350		1/31
ST MEINRAD COLLEGE	1 385	3 445					4 15
ST MEINRAD SCHOOL OF THEOLOGY	1 500	3 560					4 15
TAYLOR UNIVERSITY	2 495	4 640		4 395			4 01
TRI-STATE COLLEGE	2 085	3 975		3 485			
U OF EVANSVILLE	2 150	3 900	3 900	3 750	4 550		3 01
U OF NOTRE DAME	3 250	5 310	5 310	5 010			5 15
VALPARAISO UNIVERSITY	2 524			4 174	5 874		4 01
VINCENNES UNIVERSITY	800	2 600	2 600	2 000	2 600	400	3 01
WABASH COLLEGE	3 050	5 150		4 750			5 31
WISHARD MEMORIAL HOSPITAL	1 020	1 705				391	5 01
<b>IOWA</b>							
ALLEN MEMORIAL HOSPITAL	1 135	2 840					4 01
AQLINAS INSTITUTE OF THEOLOGY	1 385	3 834	3 835	3 585	5 484		7 01
BRIAR CLIFF COLLEGE	1 960	3 418		3 160	6 660		
BL'ENA VISTA COLLEGE	2 450	4 000		3 700			6 01
CENTRAL COLLEGE	2 550	4 300	4 300	3 750	5 650		4 01
CLARKE COLLEGE	2 265	4 300	4 015	3 265			4 30
CLINTON COMM C. CLINTON	463		2 428	1 718	3 988	202	8 20
COE COLLEGE	2 910	4 710	4 710	4 210	7 360		4 15
CORNELL COLLEGE	3 200	4 970					4 01
DES MOINES AREA COMM C. ANKENY	458		2 656	2 233	4 558	405	
DES MOINES AREA COMM C. BOONE	438			1 438	2 238	405	6 01
DIVINE WORD COLLEGE	2 000	3 750			4 500		8 31
DORDT COLLEGE	2 020	3 630	3 630	3 230	5 230		4 15
DRAKE UNIVERSITY	2 930	5 060	5 060	4 495	7 305		3 01
ELLSWORTH COMMUNITY COLLEGE	460	2 310	2 310	1 810	810	200	4 15
FINLEY HOSPITAL SCH OF NURSING	2 302	3 607					4 01
GRACELAND COLLEGE	2 340	4 085	4 085	4 085	4 765		1 15
GRAND VIEW COLLEGE	1 575	3 625	3 625	3 625	5 435		7 01
GRINNELL COLLEGE	3 725	5 270					
HAWKEYE INST OF TECHNOLOGY	426		2 976	1 951	4 076	426	3 30
INDIAN HILLS COMM C. CNTRVILLE	480					210	

IOWA-KANSAS

Institution	Tuition and fees	Total-Resident		Total-Commuter	Total-12-month Self-Supporting	Additional Out-of-State (District) Tuition	PCS-File Before
		Institutional housing	Private housing				
INDIAN HILLS COMM C. OTTUMWA	460					210	
IOWA CENTRAL COMM C WEBSTER	430		1,505	805	3,005	200	
IOWA CENTRAL COMM C.FORT DODGE	450	2,100	2,100	1,300		200	
IOWA LAKES COMM C. EMMETTSBURG	462			1,842	3,519	200	8/01
IOWA LAKES COMM C. ESTHERVILLE	470	2,255	2,255	1,510	3,527	200	8/01
IOWA STATE U OF SCIENCE & TECH	660	2,500	2,865	2,110	4,110	870	3/01
IOWA WESLEYAN COLLEGE	2,385	4,500					4/15
IOWA WESTERN COMM C CLARINDA	450	2,500	2,500	1,700		225	7/01
IOWA WESTERN COMM C COLNCL BL	450	2,525	2,525	1,710	3,020	210	7/01
JENNIE EDMUNDSON HOSP SCH NRSNG	1,064	2,989	3,364	2,564	3,999	126	7/01
LORAS COLLEGE	2,180	4,230	4,305	3,855	4,555		4/15
LUTHER COLLEGE	2,875	4,425					6/01
MAHARISHI INTERNATIONAL U	2,150	7,000					4/01
MARSHALLTOWN COMMUNITY COLLEGE	460		2,380	2,160	3,660	200	3/15
MARSHALLTOWN COMMUNITY SCH NLR	787	2,872		2,387			8/01
MARYCREST COLLEGE	2,290	4,200		3,470	4,120		3/01
MERCY HOSPITAL, DES MOINES	1,740	2,705					6/30
MORNINGSIDE COLLEGE	2,444	4,050	4,594	3,300	6,894		8/01
MOUNT MERCY COLLEGE	2,205	3,973	4,080	3,180	4,680		1/31
MOUNT ST CLARE COLLEGE	1,150	2,800		2,600			6/01
NORTH IOWA AREA COMM COLLEGE	435	2,135	2,135	1,810	3,070	200	
NORTHEAST IOWA AREA VOC TECH N	450	2,000		1,600	3,050	202	
NORTHEAST IOWA AREA VOC TECH S	500		2,150	1,650	3,200	225	
NORTHWESTERN COLLEGE	2,000	3,685		3,350	6,450		4/15
OTTUMWA HEIGHTS COLLEGE	1,140	3,020		2,600			7/01
PALMER COLLEGE OF CHIROPRACTIC	2,500				9,049		1/01
PALMER JUNIOR COLLEGE	730		2,180				
RYDER TECHNICAL INSTITUTE	2,420		4,503	3,605	4,953		
SCOTT COMMUNITY COLLEGE	650		3,430	2,358	4,370	270	
SIMPSON COLLEGE	2,425	4,050	4,175	3,500	6,265		3/15
SIOLX EMPIRE COLLEGE	1,550			2,875	4,325		7/15
SOUTHEASTERN COMM C. W BRLNGTN	459			1,759	2,859	216	8/15
SOUTHWESTERN COMM C. CRESTON	470	2,130	2,130	1,500		100	
SPENCER SCHOOL OF BUSINESS	1,550	2,870	2,870	3,370	2,235		7/15
ST AMBROSE COLLEGE	2,020	4,170		3,520			
STEWART SCH HRSTYLNG.CNCL BLFS	690		3,300	2,165	3,725		
STEWART SCH HRSTYLNG.DAVENPORT	730		2,345	2,210	3,770		
STEWART SCH HRSTYLNG.SIOLX CTY	690		3,300	2,165	3,725		
U OF DUBLQLE	2,150	3,900	3,950	3,300	4,850		
U OF IOWA	682	2,667	2,667		4,217	868	2/01
U OF IOWA COLLEGE OF MEDICINE	1,200	4,285	4,285		5,265	1,500	2/01
U OF NORTHERN IOWA	630	2,308	2,308	1,580	2,780	570	3/01
UPPER IOWA UNIVERSITY	2,400	4,120	4,120	4,000	4,650		5/01
VENNARD COLLEGE	1,080	2,919		2,919	3,457		
WALDORF COLLEGE	1,950			3,150			
WARTBURG COLLEGE	2,590	4,140	4,140	3,740	6,515		8/01
WESTMAN COLLEGE	2,205	3,875	3,875	3,525			5/01
WILLIAM PENN COLLEGE	2,495	4,435		4,045	6,945		8/15

KANSAS

ALLEN COUNTY COMM JR COLLEGE	350	1,900	1,900	1,900		450	7/01
BAKER UNIVERSITY	1,910	3,885	3,885	3,885	4,945		
BARTON COUNTY COMM JR C	370			740		500	

KANSAS—KENTUCKY

Institution	Tuition and fees	Total—Resident		Total—Commuter	Total—12-month Self-Supporting	Additional Out-of-State (District) Tuition	PCS—File Before
		Institutional housing	Private housing				
BENEDICTINE COLLEGE	1,900	3,995	4,045	3,400	4,625		3/15
BETHANY COLLEGE	1,757	3,617					
BETHEL COLLEGE	1,898	3,733	4,178	3,323	5,183		8/15
BUTLER COUNTY COMM JR COLLEGE	350	2,110	2,110	1,550	2,800	890	5/01
CENTRAL COLLEGE, MCPHERSON	1,750	3,400		2,100	3,400		
COFFEYVILLE COMM JR COLLEGE	320	1,205				555	8/01
COLBY COMMUNITY JUNIOR COLLEGE	420	2,370	2,370	2,370		1,800	
EMPORIA KANSAS STATE COLLEGE	406	2,500	2,500	2,500	2,900	495	4/15
FORT HAYS KANSAS STATE COLLEGE	530	2,500	2,500	1,920		500	7/01
FRIENDS UNIVERSITY	1,856	4,221	5,061	4,061	6,021		5/01
GARDEN CITY COMMUNITY COLLEGE	360	2,160	2,260	1,760	3,560	885	6/01
HESSTON COLLEGE	1,740			3,520	4,565		
INDEPENDENCE COMM JR COLLEGE	290			1,440		875	
JOHNSON COUNTY COMM JR COLL	435			2,185	3,185	400	8/15
KANSAS CITY KANSAS COMM JR COL	360			1,870	3,410	435	4/15
KANSAS NEWMAN COLLEGE	1,860	3,850		3,535	4,963		
KANSAS WESLEYAN	1,943	3,968	3,568	3,568	3,968		6/01
MARYMOUNT COLLEGE	1,600	3,825	3,825	3,275	3,825		7/01
MCPHERSON COLLEGE	1,950	3,600	3,300	3,300			3/01
MID-AMERICA NAZARENE COLLEGE	1,450	3,360	4,200	3,000	5,200		8/01
OTTAWA UNIVERSITY	2,305	4,375	4,375	4,375	6,165		2/01
SOUTHWESTERN COLLEGE	1,715	3,285	3,415	2,415	4,390		4/30
ST JOHN'S COLLEGE	1,100	2,850		2,825			5/15
ST MARY COLLEGE	1,350	3,225		2,875	4,375		
ST MARY OF THE PLAINS COLLEGE	1,700	3,850		3,500	5,350		6/30
STERLING COLLEGE	1,900	3,650	3,450	3,500	4,050		5/01
U OF KANSAS	576	2,875	2,950	2,350		790	1/15
U OF KANSAS, MEDICAL CENTER	430	3,130	3,930	2,480	4,955	1,220	4/01
WASHBURN UNIVERSITY OF TOPEKA	700	2,525	2,275	2,200	2,800	496	3/15
WAY COLLEGE OF EMPORIA	2,000	3,600					4/01
<b>KENTUCKY</b>							
ASBURY COLLEGE	2,046	4,256	4,276	3,706	6,804		5/01
ASHLAND COMMUNITY COLLEGE	390			1,500	2,010	590	6/15
ASHLAND STATE VOC TECH SCHOOL	49				3,329	460	8/01
BELLARMINE COLLEGE	1,800	3,825	3,825	3,325	5,075		5/01
BEREA COLLEGE	3,950	5,650	5,650	5,000			
BRESCIA COLLEGE	1,380	3,280	3,280	3,080	4,655		4/01
CAMPBELLSVILLE COLLEGE	1,400	3,375	3,065	2,365	2,775		4/15
CENTRAL KENTUCKY AREA VOC SCH	49			2,049	3,324	460	
CENTRE COLLEGE OF KENTUCKY	2,975	5,000	4,375	3,600			3/15
CUMBERLAND COLLEGE	1,325	2,870	3,220	2,200	2,200		4/01
DAVISS COUNTY STATE VOC TECH	49	1,999		1,499	1,999	460	
EASTERN KENTUCKY UNIVERSITY	440	2,190		1,890		530	4/01
ELIZABETHTOWN COMM COLLEGE	390			1,500	2,010	590	6/15
GEORGETOWN COLLEGE	1,980	3,930	4,280	3,430	4,830	100	3/01
HAZARD COMMUNITY COLLEGE	390			1,500	2,010	590	6/15
HENDERSON COMMUNITY COLLEGE	390			1,500	2,010	590	6/15
HOPKINSVILLE COMMUNITY COLLEGE	390			1,500	2,010	590	6/15
JEFFERSON COMMUNITY COLLEGE	390			1,500	2,010	590	6/15
JEFFERSON STATE VOC TECH SCH	49			2,573	4,013	489	
KENTUCKY BUSINESS COLLEGE	1,584			2,734	4,554		
KENTUCKY STATE UNIVERSITY	460	2,210	3,010	2,210	4,210	530	7/01

KENTUCKY--MAINE

Institution	Tuition and fees	Total--Resident		Total--Commuter	Total--12-month Self-Supporting	Additional Out-of-State (District) Tuition	PCS--File Before
		Institutional housing	Private housing				
KENTUCKY WESLEYAN COLLEGE	1,400	3,270	3,250	2,650	4,450		5/15
LEES JUNIOR COLLEGE	1,650	3,400	3,400	3,400	3,400		
LEXINGTON TECHNICAL INSTITUTE	480	2,450	2,450	1,500		730	4/15
LINDSEY WILSON COLLEGE	780	2,700		2,780	4,540		4/01
MADISONVILLE COMMUNITY COLLEGE	390			1,500	2,010	590	6/15
MAYSVILLE COMMUNITY COLLEGE	390			1,500		590	6/15
MURRAY STATE UNIVERSITY	434	2,219	2,219	1,900		530	4/01
NORTHERN KENTUCKY STATE C	460		2,530	1,550	5,110	530	3/01
PADUCAH COMMUNITY COLLEGE	390			1,500	2,010	590	6/15
PADUCAH VOCATIONAL EDUCATION C	70			2,020	2,770	430	
PIKEVILLE COLLEGE	1,250	3,091		3,669	4,366		5/30
PRESTONBURG COMMUNITY COLLEGE	390			1,500	2,010	590	6/15
SEMINARY OF ST PILS X	1,225	3,275			3,475		6/01
SOMERSET COMMUNITY COLLEGE	390			1,500	2,010	590	6/15
SOUTHEAST COMMUNITY COLLEGE	390			1,500	2,010	590	6/15
SOUTHEASTERN CHRISTIAN COLLEGE	1,020	2,570		2,520	5,860		8/30
SPALDING COLLEGE	1,648			2,768	4,398	100	3/15
SPENCERIAN COLLEGE	2,045	3,705	3,705	3,565	4,965		4/15
ST CATHERINE C. ST CATHERINE	900	2,700	2,750	2,800	3,480		6/01
THOMAS MORE COLLEGE	1,800	3,800	3,800	2,950	4,300		2/01
TRANSYLVANIA UNIVERSITY	2,490	4,300		3,490			
UNION COLLEGE	1,710	3,346		2,860			4/01
UNITED ELECTRONICS INSTITUTE	1,515		3,399		5,355		
U OF KENTUCKY	480	2,450	2,450	1,500		730	4/15
U OF LOUISVILLE	780	2,412	2,905	1,630	3,365	1,200	4/01
WATKERSON COLLEGE	1,560			2,900	3,620		
WEST KENTUCKY STATE VOC TECH S	64	1,234	1,984	1,984	2,934	400	4/30
WESTERN KENTUCKY UNIVERSITY	420			2,180		530	3/15

LOUISIANA

CENTENARY COLLEGE OF LOUISIANA	1,510	3,335	3,535	2,935	5,985		4/15
D-JAYS SCH OF BEAUTY ARTS	1,050			2,870	3,345		
DILLARD UNIVERSITY	1,800	3,400	2,400	2,400			6/01
GRAMBLING COLLEGE	415	1,995		1,300		630	5/01
LOUISIANA COLLEGE	1,032	2,717	2,717	2,532	5,507		6/01
LOUISIANA TECH UNIVERSITY	360	2,335	2,335	1,935	2,735	630	6/01
MCNEESE STATE UNIVERSITY	334	2,059	2,059	1,359		630	6/01
NEWCOMB C OF TULANE UNIVERSITY	3,330	5,600		4,755			2/01
NORTHEAST LOUISIANA UNIVERSITY	322	2,097		1,822	2,397	630	5/30
OUR LADY OF HOLY CROSS COLLEGE	935			1,765	1,765		
ST JOSEPH SEMINARY COLLEGE	1,270	3,245			3,245		
TULANE UNIVERSITY	3,330	5,600		4,755			2/01
U OF NEW ORLEANS	400			980	2,800	1,020	6/01

MAINE

ANDOVER INST OF BUSINESS	1,575	2,225	3,425	3,525	4,755		
BATES COLLEGE		5,500	5,200	4,800			2/15
BEAL COLLEGE	1,540	3,568	4,085	3,065	5,155		5/01
BOWDOIN COLLEGE	3,880	6,200					
CENTRAL MAINE GENERAL HOSPITAL	1,089			1,584			
CENTRAL MAINE VOC TECH INST	381	2,106	2,226			600	6/01

MAINE—MARYLAND

Institution	Tuition and fees	Total—Resident		Total—Commuter	Total—12-month Self-Supporting	Additional Out-of-State (District) Tuition	PCS—File Before
		Institutional housing	Private housing				
COLBY COLLEGE	3,190	5,200		5,260			
COLLEGE OF THE ATLANTIC	3,100	5,250	5,250	5,250			2/01
EASTERN MAINE VOC TECH INST	325	2,055		2,625		300	7/01
HUSSON COLLEGE	2,140	4,515	4,515	4,515	4,215		5/01
JOHN F KENNEDY COLLEGE	1,010	2,985		1,475	3,385		4/01
KENNEBEC VALLEY VOC TECH INST	350		1,950	1,950		300	7/01
MAINE MARITIME ACADEMY	940	3,265			3,265	900	6/01
MANSFIELD BEAUTY ACADEMY	1,100			2,600			
NASSON COLLEGE	3,005	5,125	4,855	4,320	6,170		2/01
NORTHERN MAINE VOC TECH INST	351	2,232		2,651	3,551	300	5/15
PLLS GRAYS SCHOOL OF BUSINESS	1,450		3,600	3,225	3,975		
PORTLAND SCHOOL OF ART	1,880		3,830		4,230		6/01
RICKER COLLEGE	2,500			3,820	5,120		3/01
SOUTHERN MAINE VOC TECH INST	330			2,000	3,120	300	4/15
ST FRANCIS COLLEGE	2,825	5,450	5,450	4,450	7,150		4/01
ST JOSEPH'S COLLEGE	1,900	3,900	4,800	3,350	4,900		3/01
THOMAS COLLEGE	2,510	4,910	4,660	4,860	5,960		5/01
U OF MAINE, ALGUSTA	462		2,000	2,485	3,772	1,050	
U OF MAINE, BANGOR	600	2,855	2,975	2,675	3,475	1,100	3/01
U OF MAINE, FARMINGTON	600	3,000	3,000	2,500	4,200	1,050	3/01
U OF MAINE, FORT KENT	754	3,194	3,054	2,354	4,504	1,050	9/30
U OF MAINE, MACHIAS	620	3,020		3,170	4,050	1,100	3/15
U OF MAINE, ORONO	725	3,055	3,100	2,800	3,600	1,125	3/01
U OF MAINE, PORTLAND-GORHAM	633	3,120	3,120	2,870	5,184	1,000	4/15
U OF MAINE, PRESQUE ISLE	600	2,975		2,875	3,625	1,050	6/30
WASHINGTON COUNTY VOC TECH INS	310	2,100	2,600	2,100	3,660	300	7/01
WESTBROOK COLLEGE	2,330	4,780		3,980			5/01
MARYLAND							
ALLEGANY COMMUNITY COLLEGE	370		3,395	2,195	4,795	1,100	6/01
ANNE ARUNDEL COMMUNITY COLLEGE	455			2,350	4,973	1,200	5/01
AWARD BEAUTY SCHOOL	801			2,446			6/15
BAY COLLEGE OF MARYLAND	1,065		4,237	3,200	5,115		
BOWIE STATE COLLEGE	670	2,620	2,620	2,720	3,620	400	8/01
C OF NOTRE DAME OF MARYLAND	2,125	4,250		3,425			2/01
CAPITOL INST OF TECHNOLOGY	1,950			4,600	5,800		9/20
CATONSVILLE COMMUNITY COLLEGE	400			2,025	5,195	1,350	5/01
CECIL COMMUNITY COLLEGE	349			1,849	3,899	700	8/15
CHARLES COUNTY COMM COLLEGE	400			2,200	3,580	720	4/01
CHESAPEAKE COLLEGE	420			2,060	2,760		7/01
COMMUNITY COLLEGE OF BALTIMORE	350			2,020	4,770	600	6/01
COPPIN STATE COLLEGE	501	3,448	5,079	3,448	5,079	501	3/31
DUNDALK COMMUNITY COLLEGE	350			1,850	4,090	900	
ESSEX COMMUNITY COLLEGE	410			1,935	4,608	1,080	
FLEET SCHOOL FOR SECRETARIES	1,800			3,050			
FREDERICK COMMUNITY COLLEGE	340			1,840	5,310	900	8/01
FROSTBURG STATE COLLEGE	834	2,923	2,973	2,709	3,809	450	5/01
GARRETT COMMUNITY COLLEGE	350		2,550	2,000	3,110		8/01
GOUCHER COLLEGE	3,130	5,455		4,455			2/01
HAGERSTOWN BUSINESS COLLEGE	905	3,005	2,705				4/30
HAGERSTOWN JUNIOR COLLEGE	400		2,450	1,650	3,075	1,000	7/01
HARFORD COMMUNITY COLLEGE	560		2,935	2,535	4,485	1,380	5/01
HOOD COLLEGE	2,670	4,645		3,245	3,245		2/15



MARYLAND—MASSACHUSETTS

Institution	Tuition and fees	Total—Resident		Total—Commuter	Total—12-month Self-Supporting	Additional Out-of-State (District) Tuition	PCS—File Before
		Institutional housing	Private housing				
HOWARD COMMUNITY COLLEGE	370			2,020	4,520		7/01
• JOHNS HOPKINS SCH HYG&PLB HLTH	3,400			5,150	9,005		3/01
JOHNS HOPKINS U	3,600	6,600	6,550	5,875	7,550		2/01
JOHNS HOPKINS U EVENING C	990			5,520	6,950		2/01
JOHNS HOPKINS U SCH HEALTH SER	3,600	6,625	6,625	5,425	7,650		4/15
LOYOLA COLLEGE	2,045	4,395		3,595			3/01
• MARYLAND INST COLLEGE OF ART	2,400			3,950	5,450		2/15
MEMORIAL HOSPITAL, EASTON	1,000	2,550	3,650	3,650	4,350		
MONTGOMERY COLLEGE, ROCKVILLE	560			2,650	5,500	1,200	
MONTGOMERY COLLEGE, TAKOMA PK	560			2,650	5,500	1,200	
• MORGAN STATE UNIVERSITY	770			1,985		450	7/01
• MOUNT ST MARY'S COLLEGE	2,120			3,370	4,820		2/01
NER ISRAEL RABBINICAL COLLEGE	4,520	4,555		3,595	5,220		4/25
PEABODY CONSERVATORY	3,050	5,350	4,900				1/15
• PENINSULA GENERAL HOSPITAL	760			2,500	2,500	30	
• PRINCE GEORGE'S COMM COLLEGE	430			2,320	5,000		3/15
SALISBURY STATE COLLEGE	600	2,475	2,575	1,925	3,095	650	3/15
ST JOHN'S COLLEGE	3,700	5,750					
ST JOSEPH HOSPITAL, BALTIMORE	700			1,200			6/01
ST MARY'S COLLEGE OF MARYLAND	600	2,480	3,000	1,980	3,740	250	4/01
TOWSON STATE COLLEGE	700	2,775	2,875	2,060	4,575	450	2/01
TRI STATE BEAUTY ACADEMY	845	3,460		2,595	9,075	275	
• U OF BALTIMORE	660			2,010	4,710		3/01
U OF MARYLAND SCH ALLIED HLTH	720	3,835	4,300	2,395	7,455	1,430	
U OF MARYLAND SCH OF DENTISTRY	1,500	6,315	6,780	4,875	9,935	1,750	
U OF MARYLAND SCH OF LAW	900	4,115	4,580	2,675	7,735	1,675	
U OF MARYLAND SCH OF MEDICINE	1,500	5,340	5,805	3,900	8,960	1,875	
U OF MARYLAND SCH OF NURSING	720	3,835	4,300	2,395	7,455	1,430	
U OF MARYLAND SCH OF PHARMACY	720	3,835	4,300	2,395	7,455	1,430	
U OF MARYLAND SCH OF SOCIAL WK	1,000	4,215	4,680	2,775	7,835	1,465	
U OF MARYLAND UNIVERSITY COLL	816			2,389	5,871		7/01
U OF MARYLAND, BALTIMORE	760	3,139	3,239	2,600	4,660	1,388	2/01
U OF MARYLAND, COLLEGE PARK	778	3,153	3,153	2,728	3,938	1,390	3/01
VILLA JULIE COLLEGE	1,615			3,190	6,040		4/01
WASHINGTON COLLEGE	2,530	3,930		3,250			2/01
WESTERN MARYLAND COLLEGE	2,550	3,900		3,150			2/01

MASSACHUSETTS

AMERICAN INTERNATIONAL COLLEGE	2,450	4,455		3,325	4,750		5/01
AMHERST COLLEGE	3,975	6,300	6,300	6,300	200		2/01
ANDOVER INST OF BUSINESS	1,825		4,770	3,300	5,695		
ANNA MARIA COLLEGE	2,060	4,410		4,045			1/01
AQUINAS JUNIOR COLLEGE, MILTON	1,450			3,150			4/01
ART INSTITUTE OF BOSTON	1,826	5,566					
ASSUMPTION COLLEGE	2,550	4,750	4,750	3,400	4,750		2/01
ATLANTIC UNION COLLEGE	2,412	4,212	5,462	4,012	6,462		6/01
BABSON COLLEGE	3,250	5,500	5,500	5,000	6,615		1/01
BAY STATE JR C OF BUS FOR WOM	1,675	4,565		2,175	5,175	1,675	9/01
BECKER JUNIOR COLLEGE	1,965	3,495		3,015	6,315		7/31
BENTLEY COLLEGE	2,650			4,475	7,900		12/15
BERKLEE COLLEGE OF MUSIC	2,250	4,700	4,700	4,100	6,100		3/31
BERKSHIRE COMMUNITY COLLEGE	350			2,525		300	4/01
BLUE HILLS REGIONAL TECH INST	300			2,100	4,430		3/01

Institution	Tuition and fees	Total--Resident		Total-- Commuter	Total-- 12-month Self- Supporting	Additional Out-of- State (District) Tuition	PCS-- File Before
		Institutional housing	Private housing				
BOSTON CITY HOSP, SCH NURSING	635				5,300		
BOSTON COLLEGE	3,350	5,800	5,800	5,000	8,000		1/15
BOSTON CONSERVATORY OF MUSIC	2,300	4,850	4,850	4,325			4/01
BOSTON SCH OCCUPATIONAL THER	3,800	6,700	6,600	5,500	7,600		2/15
BOSTON STATE COLLEGE	1,500			4,075		500	5/15
BOSTON UNIVERSITY	3,215	6,240	6,240	5,290	6,848		2/01
BOSTON UNIVERSITY SCH OF MED	4,903			8,497	9,594		4/01
BRADFORD COLLEGE	3,175	5,450		4,300			2/15
BRIDGEWATER STATE COLLEGE	450			2,075		300	4/15
BRISTOL COMMUNITY COLLEGE	470			2,350	4,950	582	
BROCKTON HOSPITAL	520	1,860		1,810			4/01
BUNKER HILL COMMUNITY COLLEGE	350			2,577	4,407	300	3/15
CAPE COD COMMUNITY COLLEGE	370		3,020	1,490	4,120	300	2/15
CARNEGIE INSTITUTE	1,750			3,125	4,150		
CHAMBERLAYNE JUNIOR COLLEGE	1,820			3,340	3,340		7/15
CLARK UNIVERSITY	3,722	6,002	6,002	4,922	6,847		2/01
COLLEGE OF OUR LADY OF ELMS	1,700	3,600		3,425			5/01
COLLEGE OF THE HOLY CROSS	3,540	5,715	5,715	4,315			1/01
CURRY COLLEGE	3,100	5,450	5,700	5,000	7,300		
DEAN JUNIOR COLLEGE	2,810	5,190	5,190	4,810	5,710		2/15
EAST COAST AERO TECHNICAL SCH	2,270		5,570	4,470	6,556		
EASTERN NAZARENE COLLEGE	1,985	3,850		3,850			3/01
EMERSON COLLEGE	3,156	5,756	5,756	5,006	6,866		3/15
EMMANUEL COLLEGE	2,550	4,600	4,600	4,000	6,900		2/01
ENDICOTT, A 2-YEAR C.FOR WOMEN	2,290	4,490		2,990			
EPISCOPAL THEOLOGICAL SCHOOL	2,011	5,187					
ESSEX AGRICULTURAL & TECH INST	25			2,515			10/15
FAULKNER HOSPITAL	1,162			2,228			3/15
FISHER JUNIOR COLLEGE	2,500	5,190	6,126	4,316			2/15
FITCHBURG STATE COLLEGE	625	3,725		3,400	4,350	600	4/15
FLETCHER SCH OF LAW&DIPLOMACY	3,700	6,700	6,600	5,400	7,500		2/01
FORSYTH SCH FOR DENTAL HYGNSTS	3,380	5,280					
FRAMINGHAM STATE COLLEGE	600	2,600	2,600	2,200	4,075	700	4/15
FRAMINGHAM UNION HOSPITAL	615			2,065			6/01
FRANKLIN INSTITUTE OF BOSTON	2,200	4,875		3,850			4/15
GARLAND JUNIOR COLLEGE	2,400			3,850			4/01
GORDON COLLEGE	2,757	4,942		4,932	5,652		2/01
GRAHM JUNIOR COLLEGE	2,450	5,100		3,850			3/01
GREENFIELD COMMUNITY COLLEGE	495		2,795	1,395	3,695	300	4/15
HAMPSHIRE COLLEGE	4,350	6,840	6,840	6,840			2/01
HARVARD UNIVERSITY	4,100	7,300	7,300	6,250			2/01
HELLENIC COLLEGE	1,945	4,295			4,895		6/15
HOLYOKE COMMUNITY COLLEGE	335			1,825	4,415	300	3/15
HOLYOKE HOSPITAL	775			4,815			4/15
KATHERINE GIBBS SCHOOL	2,275	6,705		5,455			
LAWRENCE MEMORIAL HOSP OF MED	1,060	2,825		3,000	3,595		6/01
LEICESTER JUNIOR COLLEGE	1,895	3,995		3,060			8/01
LESLEY COLLEGE	3,090	5,880		4,490	7,565		2/01
LONGY SCHOOL OF MUSIC	1,600	3,590	3,700	3,700	4,300		5/01
MALDEN HOSPITAL	1,500	2,800					
MASSACHUSETTS BAY COMM C	375			2,100	3,660	300	5/15
MASSACHUSETTS C OF ART	405			2,405	3,955	300	5/01
MASSACHUSETTS C OF PHARMACY	2,425	5,425	4,675	3,825	6,675		4/15
MASSACHUSETTS INST OF TECH	4,150	7,650		6,950			1/15
MERRIMACK COLLEGE	2,450	4,835		3,750	6,900		3/01

MASSACHUSETTS—MASSACHUSETTS

Institution	Tuition and fees	Total—Resident		Total—Commuter	Total—12-month Self-Supporting	Additional Out-of-State (District) Tuition	PCS—File Before
		Institutional housing	Private housing				
MIDDLESEX COMMUNITY COLLEGE	350			2,300		300	
MOUNT HOLYOKE COLLEGE	3,400	6,100					2/01
MOUNT IDA JUNIOR COLLEGE	2,525	5,200		5,955			
MOUNT WACHUSETT COMM COLLEGE	365			1,570		300	8/01
NEW ENGLAND BAPTIST HOSPITAL	1,845	3,795			5,895		3/01
NEW ENGLAND CONSERVATORY MUSIC	3,683	7,317	7,158	6,183	7,483		1/10
NEW ENGLAND DEACONESS HOSPITAL	2,025	4,025	3,500	2,975	3,150		3/01
NEW ENGLAND SCHOOL OF ART	1,551		3,751	3,991	4,101		7/01
NEW ENGLAND SCHOOL OF LAW	2,350		6,050	6,050	7,900		4/01
NEWBURY JUNIOR COLLEGE	1,720	4,520		3,100			7/15
NEWTON JUNIOR COLLEGE	636			3,891	4,926	200	
NEWTON WELLESLEY HOSPITAL	1,275	2,600		1,900			3/15
NICHOLS COLLEGE	2,250	4,710		4,075	5,915		4/01
NORTH ADAMS STATE COLLEGE	680	2,820	3,305	3,105	7,395	1,380	5/01
NORTH SHORE COMMUNITY COLLEGE	350			2,810	4,380	300	5/01
NORTHEAST INST OF INDUST TECH	2,145	4,470	4,595	3,545	5,345		7/15
NORTHEASTERN UNIVERSITY	2,372	4,552	4,552	3,332	5,412		1/15
NORTHERN ESSEX COMM COLLEGE	335			1,885	3,860	300	8/01
PETER BENT BRIGHAM HOSPITAL	1,995			3,995	3,995		4/15
PINE MANOR JUNIOR COLLEGE	3,325	6,000		4,600			2/15
PLUS KINYON CAMPBELL BUS SCH	1,620			3,293	3,710		
QUINCY CITY HOSPITAL	600	2,325		2,500		100	5/15
QUINSIGAMOND COMMUNITY COLLEGE	452			2,162	3,252	400	7/01
RADCLIFFE COLLEGE	4,100	7,370		6,020			12/15
REGIS COLLEGE	2,450			4,010			4/15
ROXBURY COMMUNITY COLLEGE	350			3,820			
ROXBURY MEDICAL TECHNICAL INST	2,000			4,182		2,500	2/02
SALEM HOSPITAL	586			1,796			3/15
SALEM STATE COLLEGE	625	2,753		2,500	4,540	700	4/01
SALTER SECRETARIAL SCHOOL	1,465			3,265			4/01
SCH OF WORCESTER ART MUSEUM	1,550		4,300	3,350			4/15
SIMMONS COLLEGE	3,268	5,774	5,774	4,818	7,568		2/01
SIMON'S ROCK	3,700	5,700		4,800	5,100		
SMITH C SCHOOL FOR SOCIAL WORK	1,837				7,145		
SMITH COLLEGE	3,700	6,170	6,106	5,700	8,100		2/09
SOUTHEASTERN MASS UNIVERSITY	670	3,650	3,650	2,550	5,150	610	5/01
SPRINGFIELD COLLEGE	2,300			3,700			2/01
SPRINGFIELD HOSP MED CENTER	650	2,250		2,400	3,500	625	4/05
SPRINGFIELD TECHNICAL COMM COL	350		2,700	2,200	4,000	300	5/15
ST JOHN'S SEMINARY COLLEGE	1,200	3,500			3,500		7/01
STONEHILL COLLEGE	2,650	4,960	4,870	4,570	5,270		4/15
SUFFOLK UNIVERSITY	1,650		4,225	3,225	5,650		3/01
SWAIN SCHOOL OF DESIGN	1,975		4,875	4,275	6,675		4/30
SYLVANIA TECHNICAL SCHOOL	2,395			4,075	5,785		
TUFTS & JACKSON C OF TUFTS U	3,837	6,800	6,600	5,500	7,600		2/15
U OF LOWELL	415	2,395				1,115	4/01
U OF MASSACHUSETTS, AMHERST	650	2,800		2,600	3,750	1,200	3/01
U OF MASSACHUSETTS, BOSTON	495			2,070	4,470		3/15
WELLESLEY COLLEGE	3,350			4,350			2/01
WENTWORTH C OF TECHNOLOGY	2,075	4,625		3,975			4/01
WENTWORTH INST OF TECHNOLOGY	2,075	4,625		3,975			4/01
WESTERN NEW ENGLAND COLLEGE	2,105	4,155	4,130	3,680	6,580		3/01
WESTFIELD STATE COLLEGE	645	2,640	2,860	2,590	4,295	700	3/01
WHEATON COLLEGE	4,150	6,400	6,400	5,700	6,925		1/15
WHELOCK COLLEGE	2,915	5,065	5,765	4,565	5,765		2/01

MASSACHUSETTS—MICHIGAN

Institution	Tuition and fees	Total—Resident		Total—Commuter	Total—12-month Self-Supporting	Additional Out-of-State (District) Tuition	PCS—File Before
		Institutional housing	Private housing				
WHIDDEN MEMORIAL HOSPITAL	1,000	2,000		1,700	1,700		6/01
WILLIAMS COLLEGE	3,755	6,300					1/15
WORCESTER CITY HOSPITAL	600	1,300				300	5/01
WORCESTER INDUSTRIALTECH INST	50			2,250			5/01
WORCESTER POLYTECHNIC INST	3,516	5,798*	5,798	4,141	5,798		
WORCESTER STATE COLLEGE	600	2,500	2,700	2,100	3,950	600	5/01
<b>MICHIGAN</b>							
ADRIAN COLLEGE	2,320	4,324		4,370			4/15
ALBION COLLEGE	2,761	4,971					3/01
ALMA COLLEGE	2,803	4,904	4,904	4,753			5/01
ALPENA COMMUNITY COLLEGE	454	2,589		2,579	2,997	538	4/15
ANDREWS UNIVERSITY	2,441	4,429	4,129	4,129	4,845		8/15
AQUINAS COLLEGE	2,440	4,500	4,500	3,950	5,940		2/01
ARGU-BRIGHT BUSINESS COLLEGE	1,150						8/01
BAKER BUSINESS UNIVERSITY	1,385	2,750	2,750	2,660	4,595		8/01
BAY DE NOC COMMUNITY COLLEGE	356	2,836	2,836	2,156	3,906	170	
BRONSON METHODIST HOSPITAL	1,510	2,670				540	8/01
CARNEGIE INSTITUTE OF DETROIT	2,434						
CENTER FOR CREATIVE STUDIES	2,150			3,950	6,100		6/30
CENTRAL MICHIGAN UNIVERSITY	674	2,779		2,417		900	3/01
CLEARY COLLEGE	1,550	3,650	3,650	2,950	4,400		7/31
CONCORDIA LUTHERAN JR COLLEGE	1,215	3,120	3,515	2,615	4,015		6/01
CRANBROOK ACADEMY OF ART	2,446	5,291	6,111	6,111			3/01
DAVENPORT COLLEGE OF BUSINESS	1,680	3,285	3,285	3,285	5,080		7/01
DELTA COLLEGE	340			2,200	2,200	500	
DETROIT ENGINEERING INSTITUTE	1,500			4,055	4,825		
DETROIT INST OF TECHNOLOGY	1,580			3,680	5,080		8/30
DUNS SCOTUS COLLEGE	1,500	3,250		2,995			2/15
EASTERN MICHIGAN UNIVERSITY	627	2,700	2,700	2,250	4,050	990	1/01
FERRIS STATE COLLEGE	564	2,511	2,511	2,064	4,014	905	5/01
GENERAL MOTORS INSTITUTE	852	4,492	4,652	5,652	5,652		6/01
GOGEBIC COMMUNITY COLLEGE	545	2,845	2,595	2,295	3,145		3/15
GRACE HOSPITAL, DETROIT	2,188	2,663	4,958	4,798	5,668		10/15
GRAND RAPIDS BAPTIST COLLEGE	1,730	3,500		3,500	3,930		5/01
GRAND RAPIDS JUNIOR COLLEGE	596			2,246	2,946	300	5/01
GRAND VALLEY STATE COLLEGES	720	2,850	2,850	2,370	4,270		2/15
HENRY FORD COMMUNITY COLLEGE	442			2,542			4/01
HIGHLAND PARK COLLEGE	630			2,455	3,855	930	6/30
HILLSDALE COLLEGE	2,834			4,584	6,000		2/15
INST OF COMPUTER TECHNOLOGY	3,172			5,140	5,585		
JOHN WESLEY COLLEGE	2,100	4,200	4,200	4,050	5,300		
JORDAN COLLEGE	1,245	2,760	2,760	2,760			3/01
KALAMAZOO VALLEY COMM COLLEGE	390		2,412	2,412	2,906	690	6/01
KELLOGG COMMUNITY COLLEGE	372			2,362	3,922	589	2/01
KIRTLAND COMMUNITY COLLEGE	375			2,650	3,423	525	7/01
LAKE MICHIGAN COLLEGE	350			2,800	4,040	150	7/15
LAKE SUPERIOR STATE COLLEGE	600	2,800	2,400	2,400	3,543	708	2/01
LANSING COMMUNITY COLLEGE	399		2,449	2,449	3,619	720	4/01
LAWRENCE INST OF TECHNOLOGY	1,200			3,000	3,800		8/01
MACOMB COUNTY COMM COL - MAIN	420			1,455		340	5/01
MADONNA COLLEGE	1,118	3,363	2,993	2,993	2,993		1/15
MARYGROVE COLLEGE	2,050	4,150	4,150	3,650	5,550		5/15

MICHIGAN—MINNESOTA

Institution	Tuition and fees	Total—Resident		Total— Commuter	Total— 12-month Self- Supporting	Additional Out-of- State (District) Tuition	PCS— File Before
		Institutional housing	Private housing				
MERCY CENTRAL SCH OF NURSING	1,430	3,410	3,530	2,930	3,530		
MERCY COLLEGE OF DETROIT	1,800	4,000		4,000	5,460		3/01
MERRILL PALMER INSTITUTE	2,300	4,425					5/01
MICHIGAN CHRISTIAN JR COLLEGE	1,526	3,630		3,630	5,276		6/01
MICHIGAN STATE UNIVERSITY	832	3,105				945	3/01
MICHIGAN TECHNOLOGICAL U	645	2,756	2,756	2,245	3,390	993	2/01
MID MICHIGAN COMMUNITY COLLEGE	400		2,250	2,475	3,733	192	6/01
MONROE COUNTY COMM COLLEGE	370	1,370	2,370	1,970	2,670	240	4/15
MUSKEGON BUSINESS COLLEGE	1,350	3,000	3,150	3,050			
MUSKEGON COMMUNITY COLLEGE	341			2,141	3,591	527	6/01
NORTH CENTRAL MICHIGAN COLLEGE	372	2,587	2,647	2,647	5,758	159	4/15
NORTHERN MICHIGAN UNIVERSITY	666	2,992	2,716	2,716	3,216	864	2/01
NORTHWESTERN MICHIGAN COLLEGE	690	2,720	2,720	2,540	3,130	1,050	2/01
NORTHWOOD INSTITUTE	2,010	3,900	3,990	3,360			
OAKLAND UNIVERSITY	774	3,112	2,753	2,753	4,274	1,256	3/01
OLIVET COLLEGE	2,520	4,605	4,605	4,605			
PARSONS BUSINESS SCHOOL	1,385		3,135	3,060	3,805		
R E T S ELECTRONIC SCHOOL	1,302			2,787	5,022		
REFORMED BIBLE COLLEGE	1,260	3,180					
SACRED HEART SEMINARY	800	1,950				300	9/15
SAGINAW BUSINESS INSTITUTE	1,371	3,646	4,126	3,416	4,991		5/15
SAGINAW VALLEY COLLEGE	670	2,795	2,795	2,795	5,450	899	4/15
SCHOOLCRAFT COLLEGE	356			2,356	3,406	22	4/30
SHAW COLLEGE AT DETROIT	2,500			4,355	5,818		2/14
SIENA HEIGHTS COLLEGE	1,550	3,600	3,600	3,100	4,950		1/25
SOUTHWESTERN MICHIGAN COLLEGE	510			2,360	2,760	300	
SPRING ARBOR COLLEGE	2,300	4,475		4,075	5,975		5/31
ST MARY'S COLLEGE	1,200	2,750					10/01
SUOMI COLLEGE	2,800	5,350		4,750			
THOMAS M COOLEY LAW SCHOOL	1,809			3,609	5,309		
U OF DETROIT	2,550			4,850			5/01
U OF MICHIGAN, DEARBORN	640	2,650		2,600			12/31
U OF MICHIGAN, FLINT	614		4,114	3,664	4,764	1,840	3/01
WALSH C OF ACCTG & BUS ADMIN	1,132			2,892	5,432		7/15
WAYNE COUNTY COMMUNITY COLLEGE	408		2,508	2,508	3,208	150	6/30
WAYNE STATE U, SCH OF MEDICINE	1,706		5,896		7,066	1,788	
WAYNE STATE UNIVERSITY	855			2,705	5,205	1,431	7/01
WEST SHORE COMMUNITY COLLEGE	470		2,420	2,620	4,120	900	7/01
WESTERN MICHIGAN UNIVERSITY	675	2,800	2,800	1,325	3,790	960	2/01
<b>MINNESOTA</b>							
ALEXANDRIA AREA TECHNICAL INST	25		2,125	1,475	4,625	900	
ANOKA-HENNEPIN AREA VOC TECH	555		2,205	2,205	4,205	900	8/01
ANOKA-RAMSEY COMMUNITY COLLEGE	460		2,365	1,865	3,025	400	5/01
AUGSBURG COLLEGE	2,530	4,400	4,400	3,850			4/01
AUSTIN STATE JUNIOR COLLEGE	500			2,650		900	
BETHANY LUTHERAN COLLEGE	1,455	3,480	3,450	2,730			5/01
BETHEL COLLEGE	2,520	4,300	4,300	4,105	4,805		5/01
BRAINARD AREA VOC TECH INST	1,925		3,995	3,995	4,735	1,100	5/01
CARLETON COLLEGE	3,275	5,100					1/15
COLLEGE OF ST BENEDICT	2,210	4,100	4,100	4,100			5/01
COLLEGE OF ST CATHERINE	2,300	4,375		3,525			1931
COLLEGE OF ST SCHOLASTICA	2,322	4,318	4,567	3,922	7,617		

MINNESOTA—MISSISSIPPI

Institution	Tuition and fees	Total—Resident		Total—Commuter	Total—12-month Self-Supporting	Additional Out-of-State (District) Tuition	PCS—File Before
		Institutional housing	Private housing				
COLLEGE OF ST TERESA	2,300	4,375		4,075			
COLLEGE OF ST THOMAS	2,325	4,350		3,850	5,150		
CONCORDIA COLLEGE, MOORHEAD	2,535	4,045	4,185	3,310	4,710		8/01
CONCORDIA COLLEGE, ST PAUL	2,020	3,645	3,195	3,195	3,995		
CROSIER SEMINARY JR COLLEGE	1,130	2,780					
DR MARTIN LUTHER COLLEGE	875	2,345		2,345			4/01
EAST GRAND FORKS AREA VOC TECH	25		2,300	1,600	3,200	1,000	
FERGUS FALLS STATE JR COLLEGE	500		2,300			400	
GLAMOUR BEAUTY ACADEMY	895		4,322	2,795	4,522		9/15
GOLDEN VALLEY LUTHERAN COLLEGE	2,046	4,299	4,299	3,671			
GUSTAVUS ADOLPHUS COLLEGE	3,050	4,600		4,600			
HAMLIN UNIVERSITY	2,900	4,900		4,150	7,050		1/15
HIBBING COMMUNITY COLLEGE	500		2,700			420	
INVER HILLS COMMUNITY COLLEGE	450		3,200	2,325	4,000	405	6/01
ITASCA STATE JUNIOR COLLEGE	500		2,700	2,400		410	5/01
LUTHERAN DEACONESS HOSP SCHOOL	1,646	2,561		2,646	3,846		7/01
MACALESTER COLLEGE	3,400	5,300	5,300	4,575	5,300		1/15
MANKATO STATE UNIVERSITY	576	2,550		2,050		396	
MEDICAL INSTITUTE OF MINNESOTA	2,375	5,350	6,380	4,700	6,605		9/15
MESABI COMMUNITY COLLEGE	525		2,700	2,450		400	4/15
MINNEAPOLIS C OF ART DESIGN	2,300	5,350	5,700	4,900	6,600		4/01
MINNESOTA BIBLE COLLEGE	870	1,555					
MOORHEAD STATE UNIVERSITY	564	2,550	2,550	2,100	3,291	444	2/15
NORTH CENTRAL BIBLE COLLEGE	1,332			3,912	4,262		6/15
NORTHWESTERN C OF CHIROPRACTIC	1,955		5,185				6/15
NORTHWESTERN COLLEGE	1,800	4,141		4,500	5,845		
PATRICIA STEVENS SCHOOLS	2,025			2,925			
RAINY RIVER COMMUNITY COLLEGE	480		1,840	1,780	2,380	400	5/01
RASMUSSEN SCHOOL OF BUSINESS	1,305		3,255	2,650	4,394		
RED WING AREA VOC TECH INST	10		2,950	2,725			
ROCHESTER COMMUNITY COLLEGE	475			2,075	3,625	300	4/01
SOUTHWEST STATE UNIVERSITY	550	2,500				370	3/01
ST CLOUD SCHOOL OF NURSING	1,200	2,965		2,565			
ST JOHN'S UNIVERSITY	2,210	4,095	4,260	3,710			5/01
ST LUKES HOSPITAL, DULUTH	1,206	2,021	1,676			948	5/01
ST MARY'S COLLEGE	2,500	4,600		3,875	5,000		1/31
ST OLAF COLLEGE	2,800	4,550		4,025	4,600		1/15
ST PAUL BIBLE COLLEGE	1,250	2,950		3,100	4,900		
THIEF RIVER FALLS AREA VOC TEC	370		2,410	2,005	3,040	530	8/01
U OF MINNESOTA TECH C, CRKSTON	672	2,827	2,827	2,547	4,652	1,737	4/15
U OF MINNESOTA, DULUTH	800	3,000	3,000	2,500		1,200	2/15
U OF MINNESOTA, MINNEAPOLIS	840	3,330	3,330	2,400	4,140	1,310	
U OF MINNESOTA, MORRIS	850	3,150	3,150	2,400	3,850	1,350	5/01
VERMILION COMMUNITY COLLEGE	500		2,700	2,700	3,898	410	9/01
WILLMAR AREA VOC TECH INST	35		2,085	1,595		900	5/01
WORTHINGTON COMM COLLEGE	492			2,442	2,842	420	

MISSISSIPPI

ALCORN STATE UNIVERSITY	400			1,560	2,425	600	6/01
BELHAVEN COLLEGE	1,400			3,050	4,250		5/10
BLUE MOUNTAIN COLLEGE	1,130	2,610		2,780	2,780		5/31
CLARKE COLLEGE	720	2,010	2,770	2,770	3,320		
EAST MISSISSIPPI JR COLLEGE	395	1,415		2,345		400	7/01



MISSISSIPPI—MISSOURI

Institution	Tuition and fees	Total—Resident		Total—Commuter	Total—12-month Self-Supporting	Additional Out-of-State (District) Tuition	PCS—File Before
		Institutional housing	Private housing				
JACKSON STATE UNIVERSITY	432			2,082		600	4/01
JONES COUNTY JUNIOR COLLEGE	200			1,450	2,750	390	8/15
MILLSAPS COLLEGE	1,850	3,450	3,650	2,960	4,400		4/01
MISSISSIPPI COLLEGE	1,349	3,599	4,994	3,499	6,124		12/01
MISSISSIPPI GULF COAST JR C	254			1,754		400	4/15
MISSISSIPPI INDUSTRIAL COLLEGE	1,262	2,780	2,780	2,780	3,200		
MISSISSIPPI STATE UNIV	565	2,600			3,245	700	3/01
MISSISSIPPI U FOR WOMEN	465	2,315	2,765	1,845	3,515	700	6/01
NORTHWEST MISSISSIPPI JR C	200			1,400	2,000	400	3/15
SOUTHWEST MISSISSIPPI JUNIOR C	220	1,315		1,820		500	8/15
TOUGALOO COLLEGE	1,350	2,780	2,780	2,850	3,050		12/19
U OF MISSISSIPPI	650	2,650		1,975	3,500	700	3/15
U OF SOUTHERN MISSISSIPPI	558	2,258	3,368	1,833	3,518	700	4/15
UTICA JUNIOR COLLEGE	220		1,920	1,720		200	5/01
WILLIAM CAREY COLLEGE	1,350	2,750		2,400			
WOOD JUNIOR COLLEGE	704	2,554					8/01
<b>MISSOURI</b>							
AVILA COLLEGE	1,740			3,605	4,505		
CENTRAL BIBLE COLLEGE	1,100	2,975		2,600			
CENTRAL CHRISTIAN C OF BIBLE	688	1,728					5/31
CENTRAL METHODIST COLLEGE	1,700	3,300	3,300	3,050	3,582		8/01
CENTRAL MISSOURI STATE UNIV	315	1,970				600	9/01
COLUMBIA COLLEGE	2,200	3,715					9/30
CONCORDIA SEMINARY	1,500	4,040			4,900		5/30
COTTEY COLLEGE	1,500	3,800		2,150			3/01
CULVER-STOCKTON COLLEGE	2,180	4,100	3,800	3,530	4,395		4/01
EAST CENTRAL JR COLLEGE. UNION	320			1,470		320	
EVANGEL COLLEGE	1,435	3,694					
FONTBONNE COLLEGE	185			1,535	2,685		10/01
HARRIS TEACHERS COLLEGE	250			2,450	3,800	1,250	7/01
JOINT PROJECT FOR THEOL EDUC	1,300				4,380		8/30
KANSAS CITY ART INSTITUTE	2,900	5,600	5,400	4,550	6,200		2/01
KEMPER MILITARY SCHOOL&COLLEGE	1,450	3,870					8/01
LINCOLN U. JEFFERSON CITY	360	1,970	1,970	1,860	3,990	270	5/01
LINDENWOOD COLLEGES	2,350	4,750		3,925	5,325		3/01
LOGAN C OF CHIROPRACTIC	1,760			5,086			
MAPLE WOODS COMMUNITY COLLEGE	220			2,120	3,395	640	7/15
MARYVILLE COLLEGE	2,380	4,230	4,640	3,740	5,340		8/01
MISSOURI INST OF TECHNOLOGY	1,660			4,061	5,664		
MISSOURI VALLEY COLLEGE	1,844	3,850	3,850	3,550	6,294		
MISSOURI WESTERN STATE COLLEGE	382	2,252	3,592	1,912	3,642	762	5/01
NORTHEAST MISSOURI STATE U	310	2,010		1,630	2,840	450	
NORTHWEST MISSOURI STATE U	330	2,025	2,025	1,850		390	7/01
NOTRE DAME COLLEGE	1,260			3,610			5/30
PARK COLLEGE	2,400	4,950	5,200	4,545	6,125		
PENN VALLEY COMMUNITY COLLEGE	284		2,750	1,950	3,890	888	5/31
RESEARCH HOSPITAL	650	2,320	2,500	1,960	2,585	540	6/01
ROCKHURST COLLEGE	1,880	3,680		3,530	4,095		3/01
SOUTHWEST BAPTIST COLLEGE	1,350	3,360	3,650	3,040	4,280		4/30
SOUTHWEST MISSOURI STATE U	360	2,100	2,100	2,100	3,130	540	4/01
ST LOUIS COLLEGE OF PHARMACY	1,260	3,630		3,390			5/31
ST LOUIS CONSERVATORY OF MUSIC	2,300			4,710	5,950		9/01

MISSOURI-NEBRASKA

Institution	Tuition and fees	Total-Resident		Total-Commuter	Total-12-month Self-Supporting	Additional Out-of-State (District) Tuition	PCS-File Before
		Institutional housing	Private housing				
ST LOUIS U SCH OF MEDICINE	3,500			4,800	7,850		7/31
ST LOUIS UNIVERSITY	2,600	5,000	5,700	4,100	6,800		6/01
ST PAUL'S COLLEGE, CONCORDIA	970			2,595			4/15
STEPHENS COLLEGE	2,900	5,450	4,825	4,225			4/01
TARKIO COLLEGE	2,310	4,220					
THREE RIVERS COMMUNITY COLLEGE	480		2,130	2,130	2,530	680	5/31
TRENTON JUNIOR COLLEGE	340		1,840	1,840	2,340	660	9/01
U OF MISSOURI, COLUMBIA	584	2,659	2,814	2,214	4,014	1,080	4/30
U OF MISSOURI, KANSAS CITY	610	2,970	3,500	2,740	4,750	1,080	2/01
U OF MISSOURI, ROLLA	631	2,560	2,460		3,592	1,080	
U OF MISSOURI, ST LOUIS	1,590		3,420	2,880	4,665	1,080	3/01
WASHINGTON UNIVERSITY	3,685	6,110	6,110	5,060			2/15
WEBSTER COLLEGE	2,650	4,955	4,955	3,775	5,875		4/30
WESTMINSTER COLLEGE	2,470	4,200	4,200	3,400	5,100		3/15
WILLIAM JEWELL COLLEGE	1,725	3,500		3,100	4,875		3/15
WILLIAM WOODS COLLEGE	2,645	4,695		3,520	6,470		3/01
<b>MONTANA</b>							
BILLINGS BUSINESS COLLEGE	1,285			3,360	4,260		8/01
CARROLL COLLEGE	1,600			3,350			3/01
COLLEGE OF GREAT FALLS	1,650	3,815	4,480	3,525	5,322		3/01
DAWSON COLLEGE	1,285	1,935	2,285	1,835	2,235	150	4/01
EASTERN MONTANA COLLEGE	474	2,405	3,000	1,344	2,549	972	4/15
MILES COMMUNITY COLLEGE	275		2,200	1,425	2,775	420	6/01
MONTANA STATE UNIVERSITY	525	2,600	2,600	1,950	3,700	1,000	4/01
ROCKY MOUNTAIN COLLEGE	1,740	3,565	3,365	3,065			5/01
ST PATRICKS HOSP SCH NURSING	1,350	3,300	4,850	5,150	5,950	900	7/30
U OF MONTANA	550			2,400		972	3/01
WESTERN MONTANA COLLEGE	600	2,400	2,400	2,400	3,000	970	4/15
<b>NEBRASKA</b>							
BELLEVUE COLLEGE	745		3,405	2,720	4,265		4/01
BEN YOUR HAIRDRESS SCH BEAUTY	1,500				3,795		
CENTRAL TECHNICAL COMM C	350	2,140	2,340	1,840	2,640	560	
CHADRON STATE COLLEGE	566	2,158	2,158	2,156	3,106	384	4/01
CONCORDIA TEACHERS COLLEGE	1,430	3,165		2,600	4,355		4/15
CREIGHTON UNIVERSITY	2,450	4,475	4,475	3,975	5,525		3/01
DANA COLLEGE	2,300	3,850	4,000	3,800	3,950		4/01
DOANE COLLEGE	2,260	4,060		3,495			6/01
HASTINGS COLLEGE	2,430	4,230	4,230	3,930	6,320		4/01
KEARNEY STATE COLLEGE	568	2,390	2,470	2,470	4,170	332	4/15
MARY LANNING MEMORIAL HOSPITAL	2,266				4,301		9/01
METRO TECH COMM C.FT OMAHA CMP	390		2,575	2,325	2,950	330	3/01
METRO TECH COMM C.SOUTHWT CMP	390		2,575	2,325	2,950	330	3/01
MIDLAND LUTHERAN COLLEGE	2,100	3,750	3,750	3,100	4,850		3/01
NEBRASKA CHRISTIAN COLLEGE	1,328	2,308					9/01
NEBRASKA WESLEYAN UNIVERSITY	2,200	4,200		3,950	4,750		
NEBRASKA WESTERN COLLEGE	300	2,000	2,250	2,000	3,150	175	4/01
NORTHEAST COMMUNITY COLLEGE	306			1,956	2,806	432	6/01
PERU STATE COLLEGE	601	2,441		2,226		384	4/15
STEWART SCHOOL OF HAIRSTYLING	730			2,735	3,635		

NEBRASKA—NEW JERSEY

Institution	Tuition and fees	Total—Resident		Total—Commuter	Total—12-month Self-Supporting	Additional Out-of-State (District) Tuition	PCS—File Before
		Institutional housing	Private housing				
<b>NEBRASKA</b>							
U OF NEBRASKA MEDICAL CENTER	550	2,900	2,900	2,300	4,300	550	4/01
U OF NEBRASKA SCH TECH AGRI	445	2,193		1,895	3,995	375	6/01
U OF NEBRASKA, LINCOLN	663	2,600	2,600	2,200	3,200	900	2/01
U OF NEBRASKA, OMAHA	625		2,875	2,575	3,475	925	3-01
WAYNE STATE COLLEGE	588			2,263	2,938	384	7/01
YORK COLLEGE	1,280	2,870		2,700	3,650		7/30
<b>NEVADA</b>							
U OF NEVADA, LAS VEGAS	600	2,835	2,835	1,625	4,025	1,200	5/01
<b>NEW HAMPSHIRE</b>							
CATHOLIC MEDICAL CENTER, EAST	900	2,110	2,250	2,200	2,400		8/01
COLBY-SAWYER COLLEGE	3,080	5,005		4,730			1/15
CONCORD HOSPITAL, CONCORD	845	2,355	4,740	3,920	4,740		5/01
DARTMOUTH COLLEGE	4,230	7,960	7,960				1/01
FRANCONIA COLLEGE	4,040	6,460	6,590		7,440		3/15
FRANKLIN PIERCE COLLEGE	2,875	5,175	5,590	4,440	6,265		
FRANKLIN PIERCE LAW CENTER	2,700			5,800			4/15
HESSER COLLEGE	1,490		3,450	3,050			
KEENE STATE COLLEGE	750	2,700	2,700	2,200		1,200	3/01
MAGDALEN COLLEGE	1,900	3,550					5/01
MCINTOSH JUNIOR COLLEGE	1,470						
NATHANIEL HAWTHORNE COLLEGE	2,693	4,443	4,743				4/15
NEW ENGLAND AERONAUTICAL INST	1,945	4,290	4,470	2,345	4,595		4/15
NEW ENGLAND COLLEGE	3,160	5,370	5,370	4,770	5,970		4/15
NEW HAMPSHIRE COLLEGE	2,695	5,005	5,005	3,720	6,885		4/15
NEW HAMPSHIRE TECHNICAL INST	425	2,635		2,025		1,150	6/15
NH VOC TECH C, BERLIN	430	2,400	2,820	2,080	5,016	675	5/01
NH VOC TECH C, CLAREMONT	590		2,790	2,390	4,140	675	7/01
NH VOC TECH C, LACONIA	420		2,645	2,245	3,995	675	6/01
NH VOC TECH C, MANCHESTER	420		3,270	2,470		650	9/01
NH VOC TECH C, NASHUA	420		3,280	2,290		675	7/01
NH VOC TECH C, PORTSMOUTH	300			2,150	3,600	470	9/01
NOTRE DAME COLLEGE	1,885	3,935	3,735	3,635			4/15
PLYMOUTH STATE COLLEGE	770	2,700	2,700	2,300	3,300	1,200	3/01
RIVIER COLLEGE	1,750	4,000		3,300	4,100		2/15
ST ANSELM'S COLLEGE	2,360			3,860			4/15
U OF NEW HAMPSHIRE	1,039	3,049	3,049	1,999	4,439	1,700	1/15
U OF NEW HAMPSHIRE, MERMCK VLY	610			1,610	4,110	1,300	1/15
WHITE PINES COLLEGE	1,850	3,954		3,925	2,825		4/15
<b>NEW JERSEY</b>							
ATLANTIC COMMUNITY COLLEGE	456			1,956	3,076	800	5/15
BERGEN COMMUNITY COLLEGE	610			2,500	4,130		3/01
BLOOMFIELD COLLEGE	2,190	4,410	4,410	3,250			5/01
BROOKDALE COMMUNITY COLLEGE	435			2,118	3,520	400	4/15
BURLINGTON COUNTY COLLEGE	436			2,186			
CALDWELL COLLEGE	2,150	4,100		3,600			
CAMDEN COUNTY COLLEGE	350			2,150	4,600	250	5/30

NEW JERSEY—NEW MEXICO

Institution	Tuition and fees	Total—Resident		Total—Commuter	Total—12-month Self-Supporting	Additional Out-of-State (District) Tuition	PCS—File Before
		Institutional housing	Private housing				
CENTENARY COLLEGE FOR WOMEN	2,550	5,385		4,160			
CHRIST HOSPITAL, JERSEY CITY	775	1,100		1,700			6/15
COLLEGE OF ST ELIZABETH	2,275	3,425		3,725	4,775		3/15
COUNTY COLLEGE OF MORRIS	458			2,028	3,703	536	5/30
CUMBERLAND COUNTY COLLEGE	430			1,890		1,200	5/30
DE VRY TECHNICAL INSTITUTE	4,568			9,136	50		
DON BOSCO COLLEGE	2,400	5,105					9/01
DREW UNIVERSITY	3,330	5,455		4,505	5,620		2/28
EAST ORANGE GENERAL HOSPITAL	1,350	2,725		2,295			3/01
ELIZABETH GENERAL HOSPITAL	929	2,500				525	8/01
ENGLEWOOD HOSPITAL	1,425	3,293		3,543	6,763		8/01
FAIRLEIGH DICKINSON U. MADISON	2,592	4,925		4,007			4/01
FAIRLEIGH DICKINSON U. RTHFRD	2,550	4,800		3,900			4/01
FAIRLEIGH DICKINSON U. TEANECK	2,560	4,800	4,800	3,935	7,030		4/01
FELICIAN COLLEGE, LODI	1,895			4,195	5,795		3/15
GEORGIAN COURT COLLEGE	2,000	4,000		3,800	5,500		2/01
GLOUCESTER COUNTY COLLEGE	450			2,200	4,925		7/01
IMMACULATE CONCEPTION SEMINARY	1,030	3,010		1,260			
INST OF METROLOGY INSTRUMENT	1,600		3,400	2,700	3,600		8/30
JERSEY CITY STATE COLLEGE	706	2,656		2,556	4,406	535	4/15
KEAN COLLEGE OF NEW JERSEY	644	2,969		2,269	4,069	535	4/01
LINCOLN TECHNICAL INSTITUTE	3,100			4,950	5,500		
LUTHER C OF BIBLE & LIB ARTS	1,700			2,600			4/15
LYONS EDUCATIONAL CENTER, HACK	2,000	2,825		3,575	5,525		8/25
LYONS EDUCATIONAL CENTER, NWRK	2,000			3,575	5,825		8/25
LYONS INSTITUTE	2,000	2,825		3,575	5,525		8/27
MERCER COUNTY COMM C	410			1,920	3,840	370	7/01
MERCER MED CTR SCHL OF NURSING	800	3,225					
MIDDLESEX COUNTY COLLEGE	450			1,940			4/01
MONMOUTH COLLEGE	2,630	5,070		4,180	7,495		3/01
MONTCLAIR STATE COLLEGE	679	3,200	3,380	2,650		535	4/15
NEW JERSEY INST OF TECHNOLOGY	903			3,053	4,433	392	4/15
OCEAN COUNTY COLLEGE	463			1,963	4,598	400	5/31
PLAZA SCHOOL	2,500						
PLAZA TECHNICAL INSTITUTE	2,500						
PRINCETON UNIVERSITY	4,300	7,025					1/01
RAMAPO COLLEGE OF NEW JERSEY	700	2,750	3,150	2,350	4,400	300	4/01
RIDER COLLEGE	2,400	4,350	4,250	3,500	5,950		3/01
RUTGERS STATE UNIVERSITY	735	3,200	3,700	2,500	5,300	585	2/01
SETON HALL UNIVERSITY	2,400	4,500	4,500	4,100	6,600		4/15
SOMERSET COUNTY COLLEGE	350		1,135	1,135	1,135	1,050	5/01
ST FRANCIS HOSP, JERSEY CITY	1,080			2,680	4,655		5/15
ST PETER'S COLLEGE	2,323		5,073	4,123			2/01
STEVENS INST OF TECHNOLOGY	3,350	5,640		4,950			2/01
STOCKTON STATE COLLEGE	701	2,860		2,150		535	3/01
TRENTON STATE COLLEGE	704	3,129	2,979	2,329	5,609	535	3/01
UNION COUNTY TECHNICAL INST	430			2,100	3,050	1,050	6/01
UPSALA COLLEGE	2,850	5,210		4,330	7,030		2/15
WESTMINSTER CHOIR COLLEGE	2,675	4,500					3/30
WILLIAM PATERSON COLLEGE OF NJ	800	3,450	3,825	2,950	4,325	535	12/15
<b>NEW MEXICO</b>							
COLLEGE OF SANTA FE	1,560	4,210	4,210	3,990	5,220		4/01
COLLEGE OF THE SOUTHWEST	600						

NEW MEXICO—NEW YORK

Institution	Tuition and fees	Total—Resident		Total—Commuter	Total—12-month Self-Supporting	Additional Out-of-State (District) Tuition	PCS—File Before
		Institutional housing	Private housing				
KAY PARDOLLS BEAUTY COLLEGE	776		3,081	2,421	3,312		
NEW MEXICO HIGHLANDS UNIV	339	2,162	2,864	1,944	3,648	567	4/01
NEW MEXICO INST OF MINING	458	2,738	2,738	1,978	2,868	996	4/01
NEW MEXICO JUNIOR COLLEGE	160			1,990	2,400	240	
NEW MEXICO MILITARY INSTITUTE	487	2,052				580	4/01
NEW MEXICO STATE L. GRANTS	348			1,823	3,563	612	
NEW MEXICO STATE UNIVERSITY	550	2,640	2,940	1,990	3,640	830	4/01
ST JOHN'S COLLEGE	3,675	5,700		5,700	6,600		
U OF ALBUQUERQUE	1,440	3,740	3,740	3,050	4,640		4/01
U OF NEW MEXICO	520	3,080	3,080	3,080	4,485	996	4/01
<b>NEW YORK</b>							
ADELPHI UNIVERSITY	2,820			4,670	7,644		
ADIRONDACK COMMUNITY COLLEGE	646		2,876	2,226		580	4/01
AIRCO TECHNICAL INSTITUTE	2,310			2,665	4,695		
ALBANY BUSINESS COLLEGE	1,650	4,000	4,000	3,450	4,750		
ALBANY COLLEGE OF PHARMACY	1,577			3,627	3,777		7/01
ALBANY MEDICAL CENTER	775						
ALBANY MEDICAL COLLEGE	4,800	8,200	8,200	8,200			5/01
AMERICAN ACAD OF DRAMATIC ARTS	1,650			2,862	6,725		
APEX TECHNICAL SCHOOL	2,600				4,560		
BANK STREET C OF EDUCATION	3,820			5,455	8,105		
BARD COLLEGE	4,200	6,550	6,550	6,550	7,050		3/01
BARNARD COLLEGE	3,650	6,300	6,300	4,750	8,130		1/15
BENNETT COLLEGE	3,370	5,840		4,720			2/01
BERK TRADE SCHOOL	1,895			2,260	5,620		
BETH RIVKAH SCHOOLS INC	1,050		3,650	2,670	4,250		6/15
BNAI TORAH INSTITUTE	1,500	3,850		3,650	4,650		10/30
BOROUGH OF MANHATTAN COMM COL	114			2,009	5,204	1,400	
BRIARCLIFF COLLEGE	3,600	5,750		6,100	7,350		3/01
BRIARCLIFFE SECRETARIAL SCHOOL	1,800			2,650			5/01
BRONX COMMUNITY COLLEGE	90			1,985	5,180	1,400	
BROOKLYN COLLEGE	156			2,051	5,246	1,400	
BROOME COMMUNITY COLLEGE	720		3,070	2,375	5,050	650	4/15
BUFFALO GENERAL HOSPITAL	1,145	2,195				425	7/30
C W POST OF LONG ISLAND U	2,620	4,960		4,270	7,990		3/01
CANISUS COLLEGE	2,450	4,555	4,555	3,775	5,085		3/01
CATHEDRAL COLLEGE	2,150	4,850					
CATHOLIC MEDICAL CTR OF BKLYN	1,110	2,310		2,810	5,510		5/31
CAYUGA COUNTY COMM COLLEGE	739		2,739	1,789	3,109	650	3/01
CAZENOVIA COLLEGE	2,800	4,775		3,650			
CENTRAL CITY BUSINESS INST	1,572	3,977		3,027			4/01
CLARKSON COLLEGE OF TECHNOLOGY	3,350	5,750		4,700			2/15
CLINTON COMM C. PLATTSBURGH	700					590	4/01
COLGATE UNIVERSITY	3,800	6,100	6,100				2/01
COLLEGE OF MOUNT ST VINCENT	2,300	4,425		3,075			
COLLEGE OF NEW ROCHELLE	2,550	5,025	5,225	4,125	6,335		4/01
COLLEGE OF ST ROSE	1,955	3,880		2,655	2,655		3/01
COLLEGIATE INSTITUTE INC	1,900			5,300	6,500		
COLUMBIA INST OF CHIROPRACTIC	2,605	5,955	5,710	4,620	6,740		3/31
COLUMBIA U OCCUPATNL PHYS THER	3,650			5,350			7/01
COLUMBIA U TEACHERS COLLEGE	3,200	6,130	6,280	4,730	6,930		2/01
COLUMBIA U. COLUMBIA COLLEGE	4,000	7,000	7,000	5,250			1/01

Institution	Tuition and fees	Total—Resident		Total—Commuter	Total—12-month Self-Supporting	Additional Out-of-State (District) Tuition	PCS—File Before
		Institutional housing	Private housing				
COLUMBIA U. SCH OF NURSING	4,000	6,900	6,900	6,300	7,740		12/31
COLUMBIA-GREEN COMM COLLEGE	660		3,210	2,710	3,610	600	4/01
COMMUNITY C OF FINGER LAKES	680			2,250	3,800	600	7/30
CONCORDIA COLLEGE	2,080						5/01
COOPER UNION	200		3,400	2,100	4,000		
CORNELL U. NY HOSP SCH NURSING	2,600	6,170	6,170	4,470	7,220		2/27
CORNELL U. ENDOWED UNITS	4,110	6,710	6,710	5,810			1/01
CORNELL U. STATUTORY UNITS	1,800	4,400	4,400	3,500		1,000	1/01
CORNING COMMUNITY COLLEGE	725			1,745	3,295	600	7/01
CROUSE IRVING HOSPITAL	1,660	3,120	4,120	3,070	4,520		4/15
CULINARY INSTITUTE OF AMERICA	3,100	4,650		5,250	6,175		2/01
CUNY GRADUATE SCHOOL	1,640			3,660	6,855	2,000	4/01
CUNY, BERNARD M BARUCH COLLEGE	160			2,055	5,250	1,400	
CUNY CITY COLLEGE	156			2,051	5,246	1,400	
CUNY, HERBERT H LEHMAN COLLEGE	160			2,055	5,250	1,400	
CUNY, HUNTER COLLEGE	122			2,017	5,212	1,400	
CUNY, JOHN JAY CRIMINAL JUSTICE	148			2,043	5,238	1,400	
CUNY, KINGSBOROUGH COMMUNITY C	112			2,007	5,202	1,400	
CUNY, QUEEN'S COLLEGE	202			2,097	5,292	1,400	
CUNY, QUEENSBOROUGH COMMUNITY C	106			2,001	5,196	1,400	
CUNY, STATEN ISLAND COMMUNITY C	116			2,011	5,206	1,400	
CUNY, YORK COLLEGE	146			2,041	5,236	1,400	
DOMINICAN COLLEGE OF BLAUVELT	1,400	3,080		3,000			3/01
DOVER BUSINESS COLLEGE	2,035			3,835			
DUTCHESS COMMUNITY COLLEGE	700		3,125	1,675		375	4/15
D'YOUVILLE COLLEGE	2,440	4,540		4,140			2/01
EASTMAN SCHOOL OF MUSIC	4,089	6,560		6,260	7,434		3/01
EISENHOWER COLLEGE	3,205	5,500	5,300	4,700	6,200		4/01
ELIZABETH SETON COLLEGE	2,100	4,350		3,600			3/15
ELMIRA COLLEGE	3,425	5,600	5,600	4,975	7,175		12/01
ERIE COMM C. CITY CAMPUS	680			2,505	3,205	640	5/01
ERIE COMM C. NORTH CAMPUS	680		2,355	2,130	3,230	640	5/01
ERIE COMM C. SOUTH CAMPUS	681			2,131	5,631	640	6/01
EUGENIO MARIO DE HOSTOS COMM C	120			2,015	5,210	1,400	
FASHION INST OF TECHNOLOGY	512			1,962	4,662	550	3/01
FIGIELLO H LAGUARDIA COMM C	70			1,965	5,160	1,400	
FIVE TOWNS COLLEGE	1,850			3,780	5,300		6/01
FORDHAM UNIVERSITY	2,430			4,450	6,050		3/01
FRIENDS WORLD COLLEGE	2,550	4,575	4,575		5,200		5/01
FULTON MONTGOMERY COMM COLLEGE	670		2,720	1,420	3,420	600	8/15
GENERAL THEOLOGICAL SEMINARY	1,890	4,240			7,140		3/31
GENESEE COMM C. BATAVIA	720		3,000	2,400	3,190	650	6/01
HARLEM HOSP CTR SCH OF NURSING	430			2,980	4,555	250	5/15
HARRIMAN COLLEGE	2,470	4,220	4,545	3,645	5,495		4/01
HARTWICK COLLEGE	3,850	6,300	6,000	5,850			2/01
HEBREW UNION COLLEGE NEW YORK	1,800	8,300					
HEFFLEY & BROWNE SECRTIAL SCH	2,100			5,500			
HERKIMER COUNTY COMMUNITY C	562			2,112	3,482	490	6/01
HILBERT COLLEGE	1,410	6,400		3,160			6/01
HOBART COLLEGE	3,650	5,800	5,800	4,550	6,150		3/01
HOFSTRA UNIVERSITY	3,040	5,740		4,665	8,040		4/30
HOUGHTON COLLEGE	2,450	4,410	4,410	4,085			2/01
HOUGHTON COLLEGE, BUFFALO	2,313	3,903		3,383			2/01
HUDSON VALLEY COMM COLLEGE	700	3,400	3,400	2,600		600	
INTERBORO INSTITUTE	2,023			5,328	6,428		



NEW YORK—NEW YORK

*R*

Institution	Tuition and fees	Total—Resident		Total—Commuter	Total—12-month Self-Supporting	Additional Out-of-State (District) Tuition	PCS—File Before
		Institutional housing	Private housing				
ITHACA COLLEGE	3,758	6,154	6,154	6,154	5,704		12/01
JAMESTOWN BUSINESS COLLEGE	1,475		3,415	2,475	3,835		7/31
JAMESTOWN COMMUNITY COLLEGE	630			1,930	4,030	555	5/01
JEFFERSON COMMUNITY COLLEGE	750		2,955	2,305	3,398	650	4/01
JEWISH HOSPITAL & MEDICAL CENTER	1,000	2,650		3,450	4,450		6/30
JEWISH THEOLOGICAL SEM AMERICA	2,100			2,900			3/01
JULLIARD SCHOOL	2,690		5,990				
JUNIOR COLLEGE OF ALBANY	1,770			3,720	4,890		4/01
KATHERINE GIBBS SCHOOL	2,275						
KELKA COLLEGE	3,450	5,180					
KING'S COLLEGE	2,200	3,900		3,400	5,600		2/01
LABORATORY INST MERCHANDISING	2,520		5,175	4,550			4/01
LADYCLIFF COLLEGE	2,290	4,490		3,440	3,640		2/15
LE MOYNE COLLEGE	2,400	4,350		3,900	5,600		3/01
LONG ISLAND U BROOKLYN CENTER	2,665	5,370		4,340	5,840		5/15
LUTHERAN THEOLOGICAL SEMINARY	900	3,050			4,200		8/01
MANHATTAN COLLEGE	2,800	4,750	4,750	4,100	5,450		
MANHATTAN SCHOOL OF MUSIC	2,700		5,700	4,475	6,525		3/01
MANHATTANVILLE COLLEGE	3,330	5,900		4,200			3/31
MARIA COLLEGE OF ALBANY	1,300	3,200	3,400	3,200			9/15
MARIA REGINA COLLEGE	1,450	3,295		2,995			2/01
MARIST COLLEGE	2,460	4,640		4,510	5,690		3/01
MARYMOUNT COLLEGE	3,100	5,825		4,825			2/01
MARYMOUNT MANHATTAN COLLEGE	2,200	5,405	4,645	3,925	5,455		2/15
MEDGAR EVERS COLLEGE	150			2,045	5,240	1,400	
MERCY COLLEGE	1,700		4,425	3,225	4,425		2/01
MILLARD FILLMORE HOSPITAL	965	2,560		2,335	2,935	1,465	5/01
MOHAWK VALLEY COMM COLLEGE	714	2,704	2,574	1,644	4,114	600	4/01
MOLLOY COLLEGE	2,400			3,700	5,220		2/15
MONROE COMMUNITY COLLEGE	700		3,100	2,200	3,700	650	5/01
MOUNT ST MARY C. NEWBURGH	2,000			3,600	3,600		3/01
NAZARETH COLLEGE OF ROCHESTER	2,550	4,825	4,925	3,875	8,825		2/01
NEW SCHOOL FOR SOCIAL RESEARCH	2,570			4,220	6,120		2/15
NEW YORK CITY COMM C. BROOKLYN	102			1,997	5,192	1,400	
NEW YORK CITY COMM C. VOORHEES	102			1,997	5,192	1,400	
NEW YORK INST OF TECHNOLOGY	2,100			3,170	4,220		4/15
NEW YORK PHOENIX SCH OF DESIGN	2,040			2,590	2,690		2/01
NEW YORK U SCHOOL OF MEDICINE	5,450	9,000					
NEW YORK U UPPER CLASS APLCNTS	3,600	6,375		4,875			2/01
NEW YORK UNIVERSITY	3,600	6,375		4,875			12/05
NIAGARA COUNTY COMM COLLEGE	700		2,650	2,300	2,650	650	3/01
NIAGARA UNIVERSITY	2,300	4,500	3,150	5,700	4,550	2,400	1/15
NORTH COUNTRY COMM COLLEGE	700		2,800	1,850	3,450	600	6/15
NYACK COLLEGE	2,088	3,922	4,308	3,608	5,008		6/30
OLEAN BUSINESS INSTITUTE	1,355	3,020	3,270	2,420	3,620		7/01
ONONDAGA COMMUNITY COLLEGE	700		3,025	2,325		650	4/01
ORANGE COUNTY COMM COLLEGE	715		2,950	2,750	3,450	650	5/01
PACE U. C OF WHITE PLAINS	2,300	4,650	5,200	3,850	6,775		3/15
PACE U. NEW YORK CITY	2,500	4,925	5,125	4,250	6,950		3/15
PACE U. WESTCHESTER	2,500	4,800	4,800	4,400	7,150		3/15
PARSONS SCHOOL OF DESIGN	2,840	5,990	5,990	4,140	7,650		2/15
POLYTECHNIC INSTITUTE OF NY	2,900	5,325	5,825	4,575	8,355		2/01
PRATT INSTITUTE	3,050	5,900	5,900	4,500	6,300		2/01
RABBINICAL SEMINARY OF AMERICA	1,500	3,700	4,700	2,800	4,200		5/31
RENSSELAER POLYTECHNIC INST	3,900	6,450					1/26

Institution	Tuition and fees	Total—Resident		Total— Commuter	Total— 12-month Self- Supporting	Additional Out-of- State (District) Tuition	PCS— File Before
		Institutional housing	Private housing				
RICHMOND COLLEGE STATEN ISLAND	158			2,053	5,248	1,400	
ROBERTS WESLEYAN COLLEGE	2,952			3,552	4,677		5/01
ROCHESTER BUSINESS INSTITUTE	1,450	3,200		3,300	3,900		
ROCHESTER INST OF TECHNOLOGY	2,938	5,310	5,310	3,588			1/01
ROCKLAND COMMUNITY COLLEGE	650			2,225		600	
ROSARY HILL COLLEGE	2,570	4,974	4,309	4,309	6,223		3/01
RUSSELL SAGE COLLEGE	2,740	5,140		4,240	6,480		2/10
SARAH LAWRENCE COLLEGE	4,190	7,390	7,390	5,290	7,840		1/15
SCHENECTADY COUNTY COMM C	500			2,300	3,280	420	5/15
SCHOOL OF VISUAL ARTS	2,100		5,555	4,640	7,100		4/01
SIENA COLLEGE	2,455	4,555		3,505	3,505		2/01
SISTERS OF CHARITY HOSPITAL	2,080	3,160		3,280			1/02
SKIDMORE COLLEGE	4,115	6,755					1/15
SOUTHAMPTON C OF LONG ISLAND L	2,710	4,990	4,710	4,660	7,960		4/15
ST BONAVENTURE UNIVERSITY	2,355	4,590	4,460	4,130	6,418		1/01
ST FRANCIS COLLEGE	2,260		4,685	3,935	6,095		2/15
ST JOHN FISHER COLLEGE	2,800	4,850	4,650	4,680	5,850		3/01
ST JOHN'S RIVERSIDE HOSPITAL	1,760	3,320		4,570	6,720		4/15
ST JOHN'S UNIVERSITY, JAMAICA	2,430		5,910	4,580	6,940		4/01
ST JOSEPH'S COLLEGE	1,900			3,600	5,835		1/15
ST JOSEPH'S HOSP HEALTH CENTER	1,608	2,758					11/30
ST LAWRENCE UNIVERSITY	3,170	5,525	5,525				2/01
ST LUKE'S HOSPITAL	2,730		5,100	5,100	7,000		4/15
ST THOMAS AQUINAS COLLEGE	1,600			3,400	6,320		
ST VINCENTS MEDICAL CENTER	1,105					295	4/15
SUFFOLK CNTY COMM C, BRENTWOOD	560			2,235	4,835	510	5/01
SUFFOLK CNTY COMM C, SELDEN	560			2,235	4,835	510	5/01
SULLIVAN COUNTY COMM COLLEGE	800		3,275	2,275	4,475	650	4/15
SUNY AGRI & TECH C AT ALFRED	745	3,000	3,000	2,300	3,670	425	4/01
SUNY AGRI & TECH C AT CANTON	900	2,950	2,950	2,200	4,200	525	4/01
SUNY AGRI & TECH C AT COBLESKIL	766	2,891	2,741	2,516		425	4/01
SUNY AGRI & TECH C AT DELHI	855	3,085	3,085	2,705	3,750	425	4/01
SUNY AGRI & TECH C AT FRMGDALE	885	3,450	3,550	2,310	4,255	500	5/31
SUNY AGRI & TECH C AT MORRISVL	775	2,800	2,800	1,700	3,790	425	8/26
SUNY AT BINGHAMTON	765	3,000	3,000	2,100		425	2/15
SUNY AT BUFFALO	810	3,500		2,300	4,335	425	2/01
SUNY AT STONY BROOK	745	3,165	3,715	2,245		425	3/01
SUNY C AT BROCKPORT	740	2,995	2,995	1,985		335	1/15
SUNY C AT BUFFALO	770			2,420	1,720	425	3/15
SUNY C AT CORTLAND	745	2,950	2,950	2,200		425	3/15
SUNY C AT FREDONIA	745	2,865	2,655	2,285	3,200	500	3/01
SUNY C AT GENESEO	775	2,875	2,875	2,575	3,855	425	2/01
SUNY C AT NEW PALTZ	791	3,050	3,050	2,551	4,269	421	3/01
SUNY C AT OLD WESTBURY	975	3,200	3,200	2,400		425	3/01
SUNY C AT ONEONTA	786	3,000	3,000	2,500		425	4/15
SUNY C AT OSWEGO	750	2,825	2,825	1,475	3,430	1,200	3/01
SUNY C AT PLATTSBURGH	980	3,100	3,100	2,050		300	3/15
SUNY C AT POTSDAM	750	2,900	2,650	1,800	3,750	425	3/01
SUNY C AT PURCHASE	845	3,130	3,330	2,420	4,720	750	3/01
SUNY C AT UTICA-ROME	895		3,220	2,370	4,240	500	3/01
SUNY C OF ENVIRON SCI&FORESTRY	650	3,025				425	3/15
SUNY COLLEGE OF OPTOMETRY	1,630		4,860	3,430	5,745	400	
SUNY MARITIME COLLEGE	748	4,303				425	5/01
SUNY UPSTATE MEDICAL CENTER	790	3,800	3,800	2,160	4,590	400	5/01
SYRACUSE UNIVERSITY	3,550	6,200	5,700	4,460	6,540		1/15

NEW YORK—NORTH CAROLINA

Institution	Tuition and fees	Total—Resident		Total—Commuter	Total—12-month Self-Supporting	Additional Out-of-State (District) Tuition	PCS—File Before
		Institutional housing	Private housing				
TOBE COBURN SCHOOL OF FASHION	2,200		6,050	4,350	6,610		5/01
TOMPKINS-CORTLAND COMMUNITY C	715		3,190	2,140	3,980	650	6/01
TRAPHAGEN SCHOOL OF FASHION	1,879		4,389	3,729	5,159		8/15
TROCAIRE COLLEGE	1,800	3,675	4,825	3,525	5,175		4/01
U OF ROCHESTER	3,885	6,350		4,960	7,760		1/15
ULSTER COUNTY COMM COLLEGE	710		2,910	2,310	3,840	650	7/15
UNION COLLEGE	3,825	6,100		5,575			2/01
UTICA C OF SYRACUSE UNIVERSITY	3,040	5,245	5,245	4,115	6,015		1/19
UTICA STATE HOSPITAL	310						
VASSAR COLLEGE	3,410	5,710					2/01
VILLA MARIA COLLEGE OF BUFFALO	1,500	2,400	3,900	3,100	4,150		3/01
WADHAMS HALL	1,590	3,790					1/01
WAGNER COLLEGE	2,650	4,850		3,600			2/01
WEBB INST NAVAL ARCHITECTURE		1,850					
WELLS COLLEGE	3,260	5,550					2/15
WESTCHESTER COMMUNITY COLLEGE	700			2,655	3,930	600	4/30
WILLIAM SMITH COLLEGE	3,650	5,800	5,800	4,550	6,150		3/01
WOOD SCHOOL	1,995			4,280			
YESHIVA UNIVERSITY	2,595	4,845		3,645		300	12/31
NORTH CAROLINA							
AMERICAN COLLEGE OF COMMERCE	1,600		3,775	3,175			
ANSON TECHNICAL INSTITLTE	111			1,061	1,361	380	
APPALACHIAN STATE UNIVERSITY	604	2,300	2,300	1,975	4,070	1,660	3/15
ASHEVILLE BLNCOMBE TECH INST	123		3,458	1,610	4,512	390	3/01
ATLANTIC CHRISTIAN COLLEGE	1,350			2,650	4,600		4/30
BEALFORT COUNTY TECHNICAL INST	117		1,711	2,286	2,955	371	7/31
BELMONT ABBEY COLLEGE	1,995	3,940		3,644			3/15
BENNETT COLLEGE	1,565	3,450	3,415	2,915	3,250		3/15
BREVARD COLLEGE	1,420	3,070		2,670	4,170	200	
CAMPBELL COLLEGE	1,861	3,646		5,083	7,478	50	4/01
CAPE FEAR TECHNICAL INSTITUTE	118		2,699	1,763	4,592	388	3/01
CAROLINA COASTAL COMM COLLEGE	120			2,090	3,080	388	8/15
CATAWBA COLLEGE	2,145	3,865	3,740	3,645			2/15
CATAWBA VALLEY TECHNICAL INST	114			774	2,634	388	
CECILS BUSINESS COLLEGE	1,600		3,775	3,175			
CENTRAL CAROLINA TECH INST	115		2,265	1,515	2,715	388	8/01
CHOWAN COLLEGE	1,415	3,250	3,190	3,315	5,170	150	8/15
CLEVELAND COUNTY TECH INST	120			680	720	412	
COLLEGE OF THE ALBEMARLE	126			2,346	3,256	313	5/31
CRAVEN TECHNICAL INSTITUTE	38			1,931	4,238	129	
DAVIDSON COLLEGE	2,880	5,060	5,060				2/15
DAVIDSON COUNTY COMM COLLEGE	121			1,936	3,288	366	3/01
DAVIS HOSPITAL	800						6/15
DUKE UNIVERSITY	3,300	5,550	5,550	4,700			2/01
DURHAM TECHNICAL INSTITUTE	102		2,802	1,677	3,552	390	3/01
EAST CAROLINA UNIVERSITY	483	2,433	2,433	1,818	3,339	1,648	4/15
EDGECOMBE TECHNICAL INSTITLTE	105			1,605	2,055	137	9/01
ELIZABETH CITY STATE U	641	2,336	2,386	2,516	3,976	1,408	7/01
ELON COLLEGE	1,650	4,160	5,905	3,995	6,180		3/01
FAYETTEVILLE STATE UNIVERSITY	526	2,265	1,751	1,751	3,446	1,146	3/01
FORSYTH TECHNICAL INSTITUTE	108			1,248	3,123		7/01
GARDNER-WEBB COLLEGE	1,940	3,635	3,635	4,215	4,915		4/01

NORTH CAROLINA—NORTH CAROLINA

Institution	Tuition and fees	Total—Resident		Total— Commuter	Total— 12-month Self- Supporting	Additional Out-of- State (District) Tuition	PCS— File Before
		Institutional housing	Private housing				
GREENSBORO COLLEGE	1,960	3,820	4,295	3,495		1,960	5/01
GLILFORD COLLEGE	2,215	3,805	4,465	4,065	5,565		4/15
GLILFORD TECHNICAL INSTITUTE	120		2,511	1,818	3,258	390	7/01
HAYWOOD TECHNICAL INSTITUTE	108			1,392	2,480	389	
HIGH POINT COLLEGE	1,675	3,475	4,675	3,275	5,635		4/15
ISOTHERMAL COMMUNITY COLLEGE	127			1,032	1,152	314	
JEFFERSON COLLEGE	1,060			2,560			
JOHN WESLEY COLLEGE	1,180	2,250	2,955	3,655	4,555		6/30
JOHNSTON TECHNICAL INSTITUTE	120		1,816	1,666	2,330	388	
LEES-MCRAE COLLEGE	1,260	3,080	3,960	2,980			4/01
LENOIR COMMUNITY COLLEGE	150			1,600	2,360	290	4/30
LIVINGSTONE COLLEGE	125	1,830		1,705	1,855		4/01
LOUISBURG COLLEGE	1,400	3,075		2,700	6,220		5/01
MAISON DE PARIS BEAUTY COLLEGE	625			2,188	3,223		
MARS HILL COLLEGE	2,000	3,700	4,100	3,550			5/01
MAYLAND TECHNICAL INSTITUTE	108		2,508	2,158	4,078	380	7/01
MEREDITH COLLEGE	2,000	3,600		3,100			2/15
METHODIST COLLEGE	1,710	3,110					
MITCHELL COMMUNITY COLLEGE	126			2,517	3,264	389	7/01
MONTGOMERY TECHNICAL INSTITUTE	92			1,442	2,842	327	4/10
MONTREAT ANDERSON COLLEGE	1,500	3,200					
MOUNT OLIVE COLLEGE	1,450	3,300	3,300	2,950			7/01
NASH TECHNICAL INSTITUTE	114			1,764	3,064	314	8/01
NORTH CAROLINA AG&TECH STATE U	582	2,292	3,032	2,282	3,832	1,649	3/01
NORTH CAROLINA SCH OF THE ARTS	681	2,641	2,386	1,806	2,656	1,404	
NORTH CAROLINA STATE U	525	2,450	2,450	1,950	3,200	1,650	
NORTH CAROLINA WESLEYAN C	1,750	3,525		3,425	7,425		2/01
PAMLICO TECHNICAL INSTITUTE	133			1,333	1,533	487	3/01
PEACE COLLEGE OF RALEIGH	1,380	3,655		3,155			7/10
PFEIFFER COLLEGE	1,920	4,220	4,870	4,535	5,570		2/01
PIEDMONT AEROSPACE INSTITUTE	1,620		3,345	2,620	5,020		2/01
PIEDMONT TECHNICAL INSTITUTE	108			1,303	4,793	314	0/00
PITT TECHNICAL INSTITUTE	120			2,100	2,711	137	9/01
QUEENS COLLEGE	2,470	4,770	4,770	3,995	6,020		
RICHMOND TECHNICAL INSTITUTE	119		1,869	1,869	1,869	347	3/01
ROCKINGHAM COMMUNITY COLLEGE	99			1,595	3,555	415	8/01
SAMPSON TECHNICAL INSTITUTE	120		2,520	1,780	2,280	314	
SANDHILLS COMMUNITY COLLEGE	124			2,474	2,724	287	4/01
SHAW UNIVERSITY	1,880	3,530	4,005	3,630	6,485		2/01
SOUTHEASTERN COMMUNITY COLLEGE	125			1,125	1,925	387	5/15
ST AUGUSTINE'S COLLEGE	1,550	3,300	3,300	3,200	5,450		2/15
ST MARY'S COLLEGE	2,070	4,650		3,345			3/31
SURRY COMMUNITY COLLEGE	120		2,050	1,750	3,370	385	
TRI-COUNTY TECHNICAL INSTITUTE	140			1,880	2,380	510	
U OF NORTH CAROLINA, ASHEVILLE	426			2,036	4,089	2,120	3/01
U OF NORTH CAROLINA, CHAPEL HL	450	2,700	2,700	2,200		1,650	2/01
U OF NORTH CAROLINA, CHARLOTTE	475	2,200	2,500	2,200	4,600	1,660	5/01
U OF NORTH CAROLINA, GREENSBORO	525	2,300	2,500	1,800	3,370	1,650	8/01
U OF NORTH CAROLINA, WILMINGTON	362	2,337	2,337	2,137	4,147	1,680	3/01
VANCE GRANVILLE TECHNICAL INST	111			1,106	1,331	368	8/01
WAKE FOR U BOWMAN GRAY SCH MED	3,500		6,900				5/01
WAKE FOREST UNIVERSITY	2,500	4,300		3,750			3/01
WARREN WILSON COLLEGE	2,200	3,700		3,700	4,450		5/01
WAYNE COMMUNITY COLLEGE	117		2,272	1,667	3,047	387	4/01
WESTERN CAROLINA UNIVERSITY	510	2,020	2,020	1,810	3,310	1,666	3/01

NORTH CAROLINA—OHIO

Institution	Tuition and fees	Total—Resident		Total—Commuter	Total—12-month Self-Supporting	Additional Out-of-State (District) Tuition	PCS—File Before
		Institutional housing	Private housing				
WESTERN PIEDMONT COMMUNITY COL	120			1,670	2,115	450	4/15
WILKES COMMUNITY COLLEGE	129			1,669	2,794	313	
WILSON COUNTY TECHNICAL INST	121		2,066	1,316	2,796	388	8/15
WILSON MEMORIAL HOSPITAL	1,120			3,602	5,716		
WINGATE COLLEGE	1,180	2,750					
<b>NORTH DAKOTA</b>							
BISMARCK JUNIOR COLLEGE	595	2,545	2,545	2,160		165	
DICKINSON STATE COLLEGE	477	2,127	2,127	2,127	2,627	537	5/15
JAMESTOWN COLLEGE	2,090	4,100		3,600			
MAYVILLE STATE COLLEGE	470			2,023	2,023	540	4/15
NORTH DAKOTA STATE SCH OF SCI	423	2,100	2,100	1,500	2,300	537	4/15
NORTH DAKOTA STATE UNIVERSITY	504	2,529	2,829	2,079	3,979	729	3/15
U OF NORTH DAKOTA SCH OF MED	805	3,750	3,750	3,750	3,750	850	3/15
U OF NORTH DAKOTA, GRAND FORKS	525	2,300	2,400	2,400	2,675	700	3/15
VALLEY CITY STATE COLLEGE	478	2,065		1,453		537	4/15
<b>OHIO</b>							
ADULT HEALTH CAR SCH PRAC NURS	831				3,271	400	
ART ACADEMY OF CINCINNATI	1,243		3,793	2,643	4,383		4/01
ASHLAND COLLEGE	2,908	5,000		4,400			3/15
ASHTABULA BEAUTY ACADEMY	600						
ATHENAEUM OF OHIO	1,300	3,350			3,350		9/30
BALDWIN-WALLACE COLLEGE	2,829	4,560	3,735	3,735	7,749		5/15
BELMONT TECHNICAL COLLEGE	660			2,155	4,085	75	
BETHESDA HOSPITAL, CINCINNATI	1,295	3,310		2,220	3,970		
BLISS BUSINESS COLLEGE	2,295		3,248	3,683	4,428		
BLUFFTON COLLEGE	2,560	4,235		3,400			2/01
BOARDMAN BEAUTY ACADEMY	850			2,760	3,980		
CAPITAL UNIVERSITY	2,950	5,100		3,750	5,975		2/01
CASE W RES U, FP BOLTON SCH NUR	3,102	5,642	5,392	4,542	5,962		2/15
CASE WESTERN RESERVE UNIV	3,435	5,830	5,830	4,950	7,380		3/01
CEDARVILLE COLLEGE	1,955	3,970	3,970	3,130	5,130		5/01
CENTRAL OHIO TECHNICAL COLLEGE	725			3,015	4,325	450	6/01
CENTRAL STATE UNIVERSITY	663			2,233	2,991	175	4/01
CHATFIELD COLLEGE	975			2,800			9/01
CINCINNATI C OF MORTUARY SCI	1,540				4,200		1/15
CINCINNATI TECHNICAL COLLEGE	600			3,280	4,780	390	6/01
CIRCLEVILLE BIBLE COLLEGE	1,280	3,110		3,405	4,455		5/01
CLEVELAND INSTITUTE OF ART	2,125	4,845	4,995	3,805	5,800		4/01
CLEVELAND INSTITUTE OF MUSIC	3,300	5,900	5,425	4,725			8/01
CLEVELAND STATE UNIVERSITY	720			2,220	4,720	720	4/15
COLLEGE OF STEUBENVILLE	1,950	3,950		3,675	4,275		
COLLEGE OF WOOSTER		5,250					4/01
COLUMBUS C OF ART AND DESIGN	2,500	4,400	4,400	4,400	5,500		8/10
COLUMBUS TECHNICAL INSTITUTE	686			2,074	3,880	750	1/01
COOPER SCHOOL OF ART	1,625			2,900	4,300		5/15
CUYAHOGA COMM C. EASTER	330			2,000	3,300	600	8/01
CUYAHOGA COMM C. METROPOLITAN	330			1,950	3,300	600	7/15
CUYAHOGA COMM C. WESTERN	330			1,950	3,300	600	7/15
DAVIS JR COLLEGE OF BUSINESS	1,400			3,350	4,050		

Institution	Tuition and fees	Total—Resident		Total— Commuter	Total— 12-month Self- Supporting	Additional Out-of- State (District) Tuition	PCS— File Before
		Institutional housing	Private housing				
DEFIANCE COLLEGE	2,560	4,220		3,910			
DENISON UNIVERSITY	3,550	5,540	5,050	4,800			3/01
EDGECLIFF COLLEGE	1,850	4,200		3,200	4,250		3/01
EDISON STATE COLLEGE	675			2,100		600	4/15
ELECTRONIC TECHNOLOGY INST	1,950	4,450	5,200	3,800	5,050		
FINDLAY COLLEGE	2,595	4,320		3,920	4,720		7/01
FRANKLIN UNIVERSITY	1,200		3,695	3,645	5,230		5/01
GOOD SAMARITAN HOSPITAL	1,120	1,920		1,770			
GRANT HOSPITAL	1,950	3,875		4,000	4,900		4/15
HAMMEL ACTUAL BUSINESS COLLEGE	2,300			3,675	4,275		
HEIDELBERG COLLEGE	3,000	4,750	4,750	3,550	6,150		2/01
HIRAM COLLEGE	3,285	5,075	5,075				3/01
HOCKING TECHNICAL COLLEGE	525		2,850	2,050	4,100	525	5/01
JOHN CARROLL UNIVERSITY	2,200	4,100		3,025	6,415		2/01
KENT STATE UNIVERSITY, KENT	900	3,130	2,930	2,630	4,380	1,200	2/01
KENT STATE UNIVERSITY, TRUMBULL	660			2,160		1,200	3/15
LAKE ERIE COLLEGE	2,875	4,900	3,475	3,475	5,275		2/01
LIMA TECHNICAL COLLEGE	630			1,200			1/31
LORAIN COUNTY COMM COLLEGE	495	1,245	1,825	1,825	3,125	405	5/15
MALONE COLLEGE	2,174	4,000		4,000			2/01
MARIETTA COLLEGE	2,875	4,600	3,600	3,600	5,250		3/01
MARION COUNTY TECHNICAL INST	720			3,050	3,820	1,170	
MIAMI JACOBS JR C OF BUSINESS	1,190			2,490		1,190	
MIAMI UNIVERSITY, OXFORD	870	3,215	3,215	2,875	3,940	1,200	3/01
MICHAEL OWENS TECHNICAL COLL	510			810	3,120	975	5/15
MOUNT CARMEL HOSPITAL	1,700	3,450				1,800	
MOUNT UNION COLLEGE	2,790	4,300	3,300	3,300	5,200		3/15
MOUNT VERNON NAZARENE COLLEGE	1,710	3,550	3,550	3,050	6,235		4/15
MUSKINGUM AREA TECHNICAL COLL	510	1,720	2,370	1,970	3,680	600	7/01
NORTH CENTRAL TECH COLLEGE	635			2,600	3,845	178	6/05
NORTHWEST TECHNICAL COLLEGE	670			2,220	3,420	600	8/15
NORTHWESTERN BUSINESS COLLEGE	1,175		3,180	2,395			5/01
NOTRE DAME COLLEGE	1,500	3,475		3,050			3/15
OBERLIN COLLEGE	3,838	5,828	5,828	5,828	5,828		2/15
OHIO DOMINICAN COLLEGE	2,050	4,130	3,730	3,730			3/15
OHIO INSTITUTE OF TECHNOLOGY	1,954			4,383	5,142		
OHIO NORTHERN UNIVERSITY	2,361	4,100	4,100	4,100	4,100		9/01
OHIO STATE BEAUTY ACADEMY	980		2,625	2,625	2,625		
OHIO STATE UNIVERSITY	810	2,975	2,975	2,300	3,660	1,050	3/01
OHIO UNIVERSITY, ATHENS	825	2,895		1,595	3,875	1,200	3/15
OHIO WESLEYAN UNIVERSITY	3,075	4,925		4,125	6,625		
OTTERBEIN COLLEGE	2,975	4,730	5,125	4,340	7,425		
PENN OHIO COLLEGE	1,200			3,150			
PONTIFICAL COLLEGE JOSEPHINUM	1,600	3,950					6/30
RIO GRANDE COLLEGE	765	2,725		2,325		1,175	4/15
SAWYER COLLEGE OF BUSINESS	2,270			3,570	6,080		
SHAWNEE STATE GENERAL & TECH C	615			1,875	3,565	75	5/01
SINCLAIR COMMUNITY COLLEGE	500	2,565	2,565	2,025	4,809	400	8/31
SOUTHERN STATE GENERAL TECH C	700	2,910	2,910	2,250		2,000	3/01
ST ALEXIS HOSPITAL	2,000	3,700	2,750	2,310	3,220		7/01
ST ELIZABETH HOSPITAL	758	1,568		1,268		532	7/01
ST VINCENT CHARITY HOSPITAL	535	1,110		1,357		426	4/01
STARK TECHNICAL COLLEGE	525			2,300		1,128	6/01
TERRA TECHNICAL COLLEGE	480		2,430	2,230	3,021	570	8/08
TIFFIN UNIVERSITY	1,700	3,060	3,060	3,060	3,820		11/01



## OHIO—OREGON

Institution	Tuition and fees	Total—Resident		Total— Commuter	Total— 12-month Self- Supporting	Additional Out-of- State (District) Tuition	PCS— File Before
		Institutional housing	Private housing				
TOLEDO HOSPITAL	1,139	2,039				1,245	8/01
U OF AKRON	780	2,965	2,970	2,460	3,790	960	4/01
U OF CINCINNATI	980	3,250		2,430		1,955	2/01
U OF CINCINNATI C OF MEDICINE	1,350		4,175			1,350	5/15
U OF TOLEDO	810	3,035	3,370	2,290	4,901	1,200	2/01
URBANA COLLEGE	2,048	4,148		3,848	4,948		9/15
URSULINE COLLEGE	1,875	3,275		3,150	3,275		3/01
WALSH COLLEGE	1,824	3,774		2,574	3,774		8/01
WASHINGTON TECHNICAL COLLEGE	475			2,125	3,360	80	
WILBERFORCE UNIVERSITY	1,890	3,950		3,450	4,500		3/01
WILMINGTON COLLEGE	2,310	4,450	4,560	4,010	5,635		5/01
WITTENBERG UNIVERSITY	3,100	5,240	5,040	4,700	6,700		2/01
WRIGHT STATE UNIVERSITY	780	2,900	2,900	2,600	4,500	900	4/01
XAVIER UNIVERSITY	2,100	4,325		3,425			8/15
YOUNGSTOWN STATE UNIVERSITY	725	2,300	2,300	1,900	3,400	625	4/01
<b>OKLAHOMA</b>							
BARTLESVILLE WESLEYAN COLLEGE	1,460	3,610		3,390			4/15
CAMERON UNIVERSITY	350			2,100	4,350	495	5/01
CARL ALBERT JUNIOR COLLEGE	248			553		322	5/15
CENTRAL STATE UNIVERSITY	335	1,790			4,095	500	6/01
CONNORS STATE C AGR&APPLD SCI	268	1,708	1,888	1,288	3,438	380	8/01
LANGSTON UNIVERSITY	450			1,825		530	4/01
NORTHEASTERN OKLAHOMA A&M COLL	280			1,800	2,780	400	
NORTHWESTERN STATE COLLEGE	369			919		528	
OKI AHOMA BAPTIST UNIVERSITY	1,180	2,210				100	4/15
OKLAHOMA CHRISTIAN COLLEGE	1,320	3,000	3,000	3,000	3,765		4/15
OKLAHOMA CITY UNIVERSITY	1,500	3,420	4,665	2,900	5,880		3/01
OKLAHOMA PANHANDLE STATE U	396	2,136				528	8/01
OKLAHOMA STATE UNIVERSITY	500	2,420	2,420	2,220	3,140	832	3/01
ORAL ROBERTS UNIVERSITY	1,454	3,729		3,529			4/01
SPARTAN SCHOOL OF AERONAUTICS	2,640				5,988		
ST GREGORY'S COLLEGE	1,025			2,475			6/15
TULSA JUNIOR COLLEGE	200			2,055	4,070	350	4/01
U OF OKLAHOMA	500	2,575	2,575	2,165		832	
U OF TULSA	1,530	3,800	3,800	3,300	4,500		1/15
<b>OREGON</b>							
BASSIST INSTITUTE	2,400		5,615	5,615	6,956		8/06
BLUE MOUNTAIN COMM COLLEGE	360		2,860	2,210	5,635	465	3/31
CENTRAL OREGON COMM COLLEGE	315	2,600	2,800	2,000	3,545	1,110	
CHEMEKETA COMMUNITY COLLEGE	330			3,380	4,170	900	3/01
CLACKAMAS COMMUNITY COLLEGE	315		2,995	2,115	3,822	780	3/15
CLATSOP COMMUNITY COLLEGE	360		3,320	2,400	4,275	900	
COLEGIO CESAR CHAVEZ	1,500	3,530	3,840	3,840	4,580	375	
CONCORDIA COLLEGE	1,476	3,642	4,176	2,876	4,876		4/30
EASTERN OREGON STATE COLLEGE	660	3,085	3,085	2,385	3,860	1,200	2/15
GEORGE FOX COLLEGE	2,350	4,300	4,470	3,870	5,620		2/01
JUDSON BAPTIST COLLEGE	1,800	3,665		2,650			3/15
LANE COMMUNITY COLLEGE	375		3,385	1,630	4,341	200	
LEWIS AND CLARK COLLEGE	2,985	4,820		4,955	5,735		2/15

OREGON—PENNSYLVANIA

Institution	Tuition and fees	Total—Resident		Total—Commuter	Total—12-month Self-Supporting	Additional Out-of-State (District) Tuition	PCS—File Before
		Institutional housing	Private housing				
LINFIELD COLLEGE	2,095			3,795		190	4/01
LINN BENTON COMMUNITY COLLEGE	315		3,265	2,365	4,181	1,233	2/28
MOUNT ANGEL SEMINARY	1,260	2,900			3,950		5/01
MOUNT HOOD COMMUNITY COLLEGE	325		2,955	2,155	3,764	900	
MUSEUM ART SCHOOL	1,530	2,460	3,860	3,860	4,420		2/01
NORTHWEST CHRISTIAN COLLEGE	1,150	3,190	3,190	2,635	3,510		2/01
OREGON COLLEGE OF BUSINESS	1,490			3,430	3,950		
OREGON COLLEGE OF EDUCATION	711	2,961	3,161	2,491	4,086	1,225	1/15
OREGON INSTITUTE OF TECHNOLOGY	800	3,400	3,400	2,210	4,250	1,459	1/15
PACIFIC UNIVERSITY	2,775	4,675	4,675	4,005			3/01
PORTLAND COMMUNITY COLLEGE	297		3,000	1,927	3,841	450	1/15
REED COLLEGE	3,920	5,740	5,740		6,220		2/01
SOUTHERN OREGON STATE COLLEGE	685	3,000	3,300	2,300	4,100	1,097	1/15
SOUTHWESTERN OREGON COMM C	303		3,053	2,203		303	4/01
U OF OREGON MEDICAL SCHOOL	1,220		4,751	3,002	5,811	1,494	7/01
U OF OREGON SCHOOL OF NURSING	731	3,317	3,317	2,417	4,115	1,296	7/01
U OF PORTLAND	2,500	4,730		4,030	5,830		2/01
UMPUA COMMUNITY COLLEGE	345			2,145	4,098	1,200	4/01
WARNER PACIFIC COLLEGE	2,070	4,155	4,155	3,000	5,750		8/01
WESTERN BAPTIST BIBLE COLLEGE	1,743	3,633			5,913		
WESTERN STATES CHIROPRACTIC C	2,025			4,355	5,075		2/01
WILLAMETTE UNIVERSITY	2,750	4,700	4,700	4,700	5,600		1/01
PENNSYLVANIA							
ALBERT EINSTEIN MEDICAL CENTER	1,250	3,175	3,175	3,225	3,325		
ALBRIGHT COLLEGE	2,890	4,900	4,750	4,300	6,540		4/01
ALLEGHENY COLLEGE	3,050	5,000	5,000	4,130	5,500		2/15
ALLENTOWN C ST FRANCIS DE SALES	2,515	4,715	4,715	3,890			
ALLIANCE COLLEGE	2,062			2,697	5,034		4/01
ALVERNIA COLLEGE	1,625	3,765		2,965	3,110		3/01
ART INSTITUTE OF PITTSBURGH	1,655			3,425	5,475		8/10
BAPTIST BIBLE C OF PA	1,763	3,798					6/01
BEAVER COLLEGE	2,635			3,850	6,195		2/01
BLOOMSBURG STATE COLLEGE	930	2,550	2,550	2,550	3,370	700	3/01
BRYN MAWR COLLEGE	4,100	6,450		5,725			1/01
BRYN MAWR COLLEGE GRAD SCH	3,660	7,010	8,160	6,160	9,360		5/01
BRYN MAWR HOSPITAL SCH OF NURS	865	1,915					5/01
BUCKNELL UNIVERSITY	3,615	5,600		5,100			2/15
BUCKS COUNTY COMMUNITY COLLEGE	460			2,010	2,910	944	7/01
BUTLER COUNTY COMM COLLEGE	564			1,689	4,064	1,080	4/01
CABRINI COLLEGE	2,155			4,055			6/01
CALIFORNIA STATE COLLEGE	990	2,690	2,690	2,390		700	5/01
CAREER EDUCATIONAL INSTITUTE	1,850			4,710	5,154		5/30
CARLOW COLLEGE	2,650	4,650	4,650	3,600	5,600		2/01
CARNEGIE MELLON UNIVERSITY	3,125	5,475	5,475	4,150	6,240		2/01
CEDAR CREST COLLEGE	3,050	3,100		3,700			2/01
CHATHAM COLLEGE	3,010	5,050		3,810			2/01
CHESTNUT HILL COLLEGE	2,000	3,850		3,400			5/01
CHESTNUT HILL HOSPITAL	1,325	2,700					
CHEYNEY STATE COLLEGE	950	2,750		2,650		700	5/01
CHURCHMAN BUSINESS COLLEGE	1,235		3,920	2,620			7/31
CITIZENS' GENERAL HOSPITAL	695			1,495	2,015		6/01
CLARION STATE COLLEGE	940	2,500	2,700	2,300	3,290	750	4/01

PENNSYLVANIA—PENNSYLVANIA

Institution	Tuition and fees	Total—Resident		Total— Commuter	Total— 12-month Self- Supporting	Additional Out-of- State (District) Tuition	PCS— File Before
		Institutional housing	Private housing				
COATESVILLE HOSPITAL	1,275	2,875	3,400	3,200	6,600	600	7/30
COLLEGE MISERICORDIA	2,020	4,120	3,920	3,320	6,045		4/01
COMM C ALLEGHENY CNTY. ALLGHNEY	464		2,379	1,879	2,514	938	8/01
COMM C ALLEGHENY CNTY. BOYCE	464		2,379	1,879	2,514	938	8/01
COMM C ALLEGHENY CNTY. NORTH	464		2,379	1,879	2,909	938	8/01
COMM C ALLEGHENY CNTY. SOUTH	464		2,379	1,879	2,514	938	8/01
COMM C OF PHILADELPHIA	484			2,369	2,884		4/01
COMM COLLEGE OF BEAVER COUNTY	470			2,220	4,020	1,170	6/01
DELAWARE VALLEY C SCI AND AGR	2,400	4,305	4,305	4,100	5,980		3/01
DICKINSON COLLEGE	3,510	5,900		4,200			2/01
DREXEL UNIVERSITY	3,000	5,070		4,050	5,700		3/30
DUFFS BUSINESS INSTITUTE	1,620	3,620	3,535	2,870	4,020		5/01
DUQUESNE UNIVERSITY	2,780	4,820	4,820	3,815	6,615		5/01
EAST STROUDSBURG STATE COLLEGE	890	2,476	2,690	2,690		700	4/15
EASTERN COLLEGE	2,740	4,390		3,865	4,815		4/01
EDINBORO STATE C, EDINBORO	870	2,500	2,700	2,050	3,720	700	3/01
ELIZABETHTOWN COLLEGE	2,765	4,560	4,560	4,115			2/01
ELEN CUSHING JUNIOR COLLEGE	2,275	4,275		3,700			6/30
EPISCOPAL HOSPITAL	1,061	2,946		1,286		1,525	6/01
FRANKLIN AND MARSHALL COLLEGE	3,435	5,450	5,450	4,100	6,120		1/15
GANNON COLLEGE	1,905	3,700	3,700	3,400	4,705		2/02
GENEVA COLLEGE	2,480	4,610	4,405	4,205	6,115		3/15
GETTYSBURG COLLEGE	3,000			4,050	4,450		2/01
GROVE CITY COLLEGE	1,680	3,270					3/15
GWYNEDD MERCY COLLEGE	1,900	3,900		3,400	6,000		2/01
HAHNEMANN MED C & HOSPITAL	4,500	8,500	8,750	7,350	9,550		4/15
HAHNEMANN MED C ALLD HLTH PROF	2,000	5,300	5,550	4,150	6,350		4/15
HARCUM JUNIOR COLLEGE	2,070	4,595		3,570			5/01
HARRISBURG AREA COMM COLLEGE	513			1,838	5,788	1,650	6/01
HAVERFORD COLLEGE	4,000	6,550	6,550				1/31
HOLY FAMILY COLLEGE	1,750	3,460		3,010	6,010		
IMMACULATA COLLEGE	2,040	4,300		3,800	5,900		12/01
INDIANA U OF PENNSYLVANIA	910	2,460	2,460	1,960		850	2/01
INSTITUTE OF COMPUTER MANAGMT	2,350		4,070				
IVY SCHOOL OF PROFESSIONAL ART	1,825	4,395	4,375	3,775	5,175		8/01
JUNIATA COLLEGE	2,920	4,915	4,975	4,975			3/01
KINGS COLLEGE	2,350	4,425		3,475	6,035		2/01
KUTZTOWN STATE COLLEGE	880	2,464	2,464	2,146	2,906	800	6/01
LA ROCHE COLLEGE	1,850	4,000	4,000	3,400	4,035		3/01
LA SALLE COLLEGE	2,420	4,770		4,540	4,900		1/15
LACKAWANNA JUNIOR COLLEGE	1,330		3,780	3,630	5,230		5/31
LAFAYETTE COLLEGE	3,665	5,645	5,645	4,725	6,445		2/01
LANCASTER BIBLE COLLEGE	1,450	3,200	3,200	3,200	5,350		7/01
LANKENAU HOSPITAL	1,145						4/01
LEBANON VALLEY COLLEGE	2,803	5,003		4,663			2/01
LEHIGH COUNTY COMM COLLEGE	550			2,650	2,950	1,740	7/01
LEHIGH UNIVERSITY	3,550	5,700	5,700	5,100	7,250		1/31
LINCOLN UNIVERSITY	1,068	3,050	3,050	1,970		700	3/15
LOCK HAVEN STATE COLLEGE	900	2,400		2,400		700	4/15
LUZERNE COUNTY COMM COLLEGE	570			2,620	4,720		
LYCOMING COLLEGE	2,550	4,600	4,600	4,250	6,000		4/01
LYONS TECHNICAL INSTITUTE	1,800	2,650		3,375	5,325		8/25
MANOR JUNIOR COLLEGE	1,650	3,700		3,360			9/30
MANSFIELD STATE COLLEGE	876	2,562		2,562	2,910	700	2/15
MARYWOOD COLLEGE	2,023	4,298	5,818	3,658	6,733		2/01

Institution	Tuition and fees	Total—Resident -		Total—Commuter	Total—12-month Self-Supporting	Additional Out-of-State (District) Tuition	PCS—File Before
		Institutional housing	Private housing				
MEDICAL COLL OF PENNSYLVANIA	600			1,100	2,630		7/15
MEMORIAL HOSP OF ROXBOROUGH	700	1,400		1,600			5/01
MERCY HOSPITAL, ALTOONA	1,196	3,771	3,506	3,456		400	8/01
MERCY HOSPITAL, PITTSBURGH	1,000				2,390		6/30
MERCY HOSPITAL, SCRANTON	1,385			3,305			3/01
MERCYHURST COLLEGE	2,350	4,525		3,800	7,815		3/01
MESSIAH COLLEGE	2,400	4,770	5,100	5,100	6,100		6/01
MILLERSVILLE STATE COLLEGE	884	2,448	2,448	2,159	3,059	630	4/15
MONTGOMERY COUNTY COMM COLLEGE	500			2,825			4/15
MOORE COLLEGE OF ART	2,750			5,100	5,580		3/15
MORAVIAN COLLEGE	3,108	5,100	5,100	4,600	6,300		3/15
MOUNT ALOYSIUS JUNIOR COLLEGE	2,200	4,175	4,525	3,735	5,375		5/01
MUHLENBERG COLLEGE	3,125	5,175		4,475			1/15
NEW SCHOOL OF MUSIC	2,235		5,050	2,800	5,450		2/01
NORTHAMPTON COUNTY AREA COMM C	490			1,340	1,340	1,052	5/01
NORTHEASTERN CHRISTIAN JR C	1,745	3,920	2,500	3,600	4,410		8/01
NORTHEASTERN HOSPITAL	500	1,035				1,250	4/01
PEIRCE JUNIOR COLLEGE	1,860	3,330	3,690	2,690			3/01
PENNSYLVANIA ACAD OF FINE ARTS	1,110	4,100	4,710	4,260			3/15
PENNSYLVANIA C OF OPTOMETRY	3,500	7,105	8,050	6,050			7/01
PENNSYLVANIA C OF PODIATR MED	4,200				9,250		9/02
PENNSYLVANIA INST OF TECH	2,070		4,525	4,785	5,555		9/30
PENNSYLVANIA STATE U. UNIV PK	1,095	3,441	3,441	2,976		1,200	11/01
PENNSYLVANIA TECHNICAL INST	1,530		3,950	2,975	4,420		4/01
PHILADELPHIA C OF ART	3,200	5,550	5,550	4,600	7,150		4/01
PHILADELPHIA C OF BIBLE	1,666	3,566	3,666	3,066	4,066		
PHILADELPHIA C OF PHARM & SCI	2,135	4,255	4,255	3,630	5,430		5/01
PHILADELPHIA C OF TEXTILES&SCI	2,300	4,375	4,150	4,250	5,050		7/01
PHILADELPHIA GENERAL HOSPITAL	825	2,310	2,750	2,250	4,585	450	5/15
PHILADELPHIA MUSICAL ACADEMY	2,600		5,200	4,300	6,000		2/01
PHILIPSBURG STATE GENERAL HOSP	1,000	1,167					4/30
PINEBROOK JUNIOR COLLEGE	1,540	3,060					8/01
PITTSBURGH INST MORTUARY SCI	1,700			4,200		1,700	
POINT PARK COLLEGE	2,365	4,395	4,395	3,755	6,035		4/01
PRESBYTERIAN U OF PA MED CENTR	1,640	3,080		2,990	3,760		6/30
REFORMED PRESBYTERIAN THEO SEM	665	1,810	2,465	1,815			6/30
ROBERT MORRIS COLLEGE	1,750	3,650	3,650	3,150	4,250		5/01
ROBERT PACKER HOSPITAL	1,320	2,920			2,920		
ROSEMONT COLLEGE	2,820	5,070		4,420			5/01
SACRED HEART HOSPITAL	2,187	3,803		3,807	4,707		7/01
SETON HILL COLLEGE	2,350	4,600	4,750	3,650	6,500		5/01
SHADYSIDE HOSPITAL	1,075	2,400					5/01
SHIPPENSBURG STATE COLLEGE	895	2,456	2,456	2,520			5/01
SLIPPERY ROCK STATE COLLEGE	940	2,665	2,841	2,665	3,887	750	3/01
SPRING GARDEN COLLEGE	2,400		4,860	3,870	5,360		4/01
ST AGNES HOSPITAL	645					540	
ST FIDELIS COLLEGE	1,100	2,120					3/30
ST FRANCIS COLLEGE	2,100	3,400		2,750	5,000		3/01
ST FRANCIS HOSP, NEW CASTLE	829			2,652			
ST JOHNS GENERAL HOSPITAL	615	1,260					5/01
ST JOSEPH HOSPITAL	985			3,215			
ST JOSEPH'S COLLEGE	2,250	4,650	4,450	4,000	4,000		
ST MARGARET MEMORIAL HOSPITAL	1,060		3,505	2,335			4/01
ST VINCENT COLLEGE	2,140			3,950	5,850		3/01
SUSQUEHANNA UNIVERSITY	2,846	4,844	4,844	4,571	5,257		5/01

PENNSYLVANIA—SOUTH CAROLINA

Institution	Tuition and fees	Total—Resident		Total—Commuter	Total—12-month Self-Supporting	Additional Out-of-State (District) Tuition	PCS—File Before
		Institutional housing	Private housing				
SWARTHMORE COLLEGE	3,450	5,640					2/29
TECHNICIAN TRAINING SCHOOL	2,450			3,675	6,275		
TEMPLE UNIVERSITY	1,200	3,480	3,480	2,250	4,050	1,200	2/01
THIEL COLLEGE	2,760	4,800		4,200	6,300		3/01
THOMAS JEFFERSON U CALLED HLTH	2,550	5,000	4,900	3,500	5,700		4/01
TRIANGLE INST OF TECHNOLOGY	1,910		4,165	3,490	4,960		5/15
U OF PENNSYLVANIA	4,100	7,050	7,050	5,500	8,050		1/01
U OF PENNSYLVANIA HOSPITAL	1,055						3/01
U OF PITTSBURGH SCH OF MED	2,000	7,100	7,100		8,925	2,000	
U OF PITTSBURGH BRADFORD	1,030	3,330		2,580	4,980	600	2/01
U OF PITTSBURGH GREENSBURG	1,000			2,450			5/01
U OF PITTSBURGH JOHNSTOWN	1,166	3,166	2,596	2,196	3,606	1,140	3/01
U OF PITTSBURGH PITTSBURGH	1,164	3,600	3,600	2,520	5,140	1,140	2/01
U OF PITTSBURGH TITUSVILLE	1,024	2,929	2,759	2,59		600	8/01
U OF SCRANTON	1,850	3,900	3,650	3,150	3,850		2/15
UNIONTOWN HOSPITAL	1,921	2,991		3,691			3/01
UNITED WESLEYAN COLLEGE	1,722	3,772	4,072	3,272	4,072		5/01
URSINS COLLEGE	2,650	4,650		4,200			2/01
VALLEY FORGE MILITARY JUNIOR C	2,215	4,545					6/15
VILLA MARIA COLLEGE	2,150	4,050		3,300			2/15
VILLANOVA UNIVERSITY	2,950	5,800	5,650	4,800	6,350		1/15
WASHINGTON AND JEFFERSON C	3,095			5,125			3/15
WAYNESBURG COLLEGE	2,250	3,950	3,950	3,450			6/01
WESTMINSTER COLLEGE	2,430	4,150	4,150	3,700			8/30
WESTMORELAND COUNTY COMM C	520			2,100	4,000	1,080	
WIDENER COLLEGE	3,060	5,200		4,400			2/01
WILKES COLLEGE	2,500	4,450	4,350	3,750	3,310		2/01
WILLIAMSPORT AREA COMM COLLEGE	600	2,250	2,400	2,150	4,250	1,350	
WILSON COLLEGE	2,760	4,700		3,160			
YORK ACADEMY OF ARTS	1,287		4,050	3,140			8/01
YORK COLLEGE OF PENNSYLVANIA	1,596	3,308	3,308	2,732	3,676		3/15
<b>RHODE ISLAND</b>							
BARRINGTON COLLEGE	2,325	3,800					2/01
BROWN U DIV BIOLOGICAL MED SCS	4,885				8,335		3/14
BROWN UNIVERSITY	4,270	7,145		6,425	8,250		1/01
BRYANT COLLEGE	2,300	4,600		4,100	5,825		12/31
JOHNSON AND WALES COLLEGE	1,995	4,320		3,970	5,770		8/01
KATHERINE GIBBS SCHOOL	2,275			4,875	5,275		
PROVIDENCE COLLEGE	2,400	4,475	4,475	4,425	6,625		2/01
RHODE ISLAND COLLEGE	700	3,000	3,300	2,550	4,700	850	2/28
RHODE ISLAND JUNIOR COLLEGE	400			2,150	3,750		
RHODE ISLAND SCHOOL OF DESIGN	3,390	5,550	5,550	4,550	6,275		2/01
RHODE ISLAND TRADE SHOPS SCH	2,440	4,780	5,075	4,000	5,900		
ROGER WILLIAMS COLLEGE BRISTOL	2,200			3,550			3/15
SALVE REGINA COLLEGE	2,300	4,650		4,350			3/01
U OF RHODE ISLAND	895	3,100	3,100	2,800	4,300	1,050	2/01
<b>SOUTH CAROLINA</b>							
AIKEN TECH EDUCATION CENTER	300		1,650	1,650	1,650	50	5/30
ALLEN UNIVERSITY	1,500	2,965	3,100	3,100	4,010		5/15

SOUTH CAROLINA—SOUTH DAKOTA

Institution	Tuition and fees	Total—Resident		Total—Commuter <sup>a</sup>	Total—12-month Self-Supporting	Additional Out-of-State (District)	PCS—File Before
		Institutional housing	Private housing				
BAPTIST COLLEGE AT CHARLESTON	2,200	4,485		3,850	5,525		1 15
BENEDICT COLLEGE	1,600	3,450		2,970	3,800		4 01
CENTRAL WESLEYAN COLLEGE	2,104	3,179		2,854	2,854		8 15
CHESTERFIELD MARLBORO TECH ED	225						5 01
CLAFLIN COLLEGE	1,552	3,066	2,652	3,152	3,592		1 01
CLEMSON UNIVERSITY	670	2,560	2,560	1,735	2,998	700	5 01
CONFER COLLEGE	1,881	3,610	3,610	3,381	5,140		7 31
COLLEGE OF CHARLESTON	500	2,400	2,200	1,900	2,900	900	6 15
COLUMBIA BIBLE COLLEGE	530	3,140		2,160	5,010		4 01
COLUMBIA COLLEGE	1,800	4,000		2,900	5,500		6 01
COLUMBIA COMMERCIAL COLLEGE	940	2,850	2,850	1,700	2,850		2 15
CONTROL DATA INSTITUTE	2,800				6,306		8 01
CONVERSE COLLEGE	3,050	4,950		4,200	5,600		4 01
ERSKINE COLLEGE	2,300	4,200	5,300	3,300	4,380	500	4 01
FRANCIS MARION COLLEGE	410			3,205	4,380		5 01
FURMAN UNIVERSITY	2,417	4,707	4,707	3,517	7,177		3 01
GREENVILLE TECHNICAL COLLEGE	125			2,375	4,525	30	8 01
HORRY GEORGETOWN TECH EDUC CTR	225			2,220	3,015	150	4 01
LANDER COLLEGE	500	2,725	2,525	2,425	4,975	450	3 31
LIMESTONE COLLEGE	1,830			3,230	3,300		6 30
MORRIS COLLEGE	200	3,035	4,560	2,850	5,300		4 01
NEWBERRY COLLEGE	2,200	4,000	4,000	3,150	4,400		3 01
NORTH GREENVILLE COLLEGE	1,350	2,900		3,000			
PRESBYTERIAN COLLEGE	2,280	4,100	4,100	2,925	5,380		6 01
RICE BUSINESS COLLEGE	1,600		3,775	3,175			6 01
RUTLEDGE COLLEGE	1,060			2,560	3,448		6 15
SOUTH CAROLINA STATE COLLEGE	500	2,300	2,300	1,900	4,250	480	6 01
SPARTANBURG METHODIST COLLEGE	1,200			2,400	4,550		6 15
TRIDENT TECHNICAL C NORTH CMPS	225			1,635	2,495		6 15
TRIDENT TECHNICAL COLLEGE	225			1,973	2,495		4 01
U OF SOUTH CAROLINA COLUMBIA	658	2,450	2,450	2,150		760	4 01
U OF SOUTH CAROLINA UNION	570			2,390	3,420	710	7 01
MOORHEES COLLEGE	1,500	3,515	4,300	3,150	4,800		2 01
WINTHROP COLLEGE	620	2,305	2,670	2,145	3,245	660	3 01
WOFFORD COLLEGE	2,605	4,685		3,905	7,055		

SOUTH DAKOTA

ALGUSTANA COLLEGE	2,575	4,400		3,300			6 30
BLACK HILLS STATE COLLEGE	745	2,655		2,155	5,575	520	4 01
DAKOTA STATE COLLEGE	675	2,425	2,425	2,025	2,900	565	4 01
DAKOTA WESLEYAN UNIVERSITY	1,770	3,470	2,520	2,670	5,345		8 01
FREEMAN JUNIOR COLLEGE	1,500			3,450	4,150		3 01
HURON COLLEGE	1,835	3,835	3,835	3,135			6 01
MOUNT MARTY COLLEGE	2,000	4,070	4,470	3,570	5,160		6 01
NATIONAL COLLEGE OF BUSINESS	1,680	3,930	3,900	3,130	6,155		6 01
SIoux FALLS COLLEGE	1,950	4,020		3,400	4,600		5 01
SOUTH DAKOTA SCH MINES & TECH	750	2,600	2,600	1,850	3,800	750	3 01
SOUTH DAKOTA STATE UNIVERSITY	698	2,441	2,441	2,148	3,688	740	3 01
STEWART SCH HRSTYLNG ABERDEEN	600			2,450	3,400		
STEWART SCH HRSTYLNG SIOUX FALLS	730		3,345	2,210	3,635		
U OF SOUTH DAKOTA	660	2,475	3,070	2,275	3,815	700	4 30
U OF SOUTH DAKOTA AT SPRINGFLD	620	2,570	2,570	2,170	3,710	570	8 01
YANKTON COLLEGE	1,745			2,445	4,485		



TENNESSEE--TENNESSEE

Institution	Tuition and fees	Total--Resident		Total--Commuter	Total--12-month Self Supporting	Additional Out-of-State (District) Tuition	PCS--File Before
		Institutional housing	Private housing				
<b>TENNESSEE</b>							
AMERICAN BAPTIST COLLEGE	287			617	1 887	287	
ALSTIN PEAY STATE UNIVERSITY	411	2,300	2,300	1,700	3 450	840	4/01
BARONESS ERLANGER HOSPITAL	1 123	2,543				852	6/30
BELMONT COLLEGE	1 470	3 400		3,200	5 680		3/15
BETHEL COLLEGE MCKENZIE	1,365	3 155	3 405	2,840	5,085	1,365	3-15
CARSON-NEWMAN COLLEGE	1,354	3,229	3 229	3 229	4 429	100	5 01
CHATTANOOGA STATE TECH COMM C	248		2 026	1 726	2,642	1,005	
CHRISTIAN BROTHERS COLLEGE	1,700	3,720	3,720	2 670	5,645		1-22
COLLMBIA STATE COMM COLLEGE	255		2,205	1 605	2,705	852	4 15
CL MBERLAND C. OF TENNESSEE	1 200	3,030		2,550	1		
DRALGHTONS BLSINESS C MEMPHIS	1,275			3,505	4,205		
DRALGHTONS COLLEGE NASHVILLE	1,160		3,540	3,050	3 985		
EAST TENNESSEE STATE L	426	1 950	1,950	1,440	2 798	852	4 01
FISK UNIVERSITY	2 090	4,175		3,020	5,015		4 15
FORT SANDERS PRESBYTERIAN HOSP	1,015	2,065	6,365	6,365			
FREE WILL BAPTIST BIBLE C	1,000	2,200					6/01
FREED-HARDEMAN COLLEGE	1,440	3,290		3,290			5/01
GEORGE PEABODY C FOR TEACHERS	2,040	4,115	4,860	3,635	5,744		3/01
GEORGE PEABODY C. GRADUATE SCH	2,202	4,477	5 022	3,797	5 906		3/01
HIWASSEE COLLEGE	990	2,525		1,840	2,900		5-15
KING COLLEGE	2,000	3,550		2,850			3 31
KNOXVILLE COLLEGE	1,580	3,380	2,280	2,280			4/01
LAMBLTH COLLEGE	2,020	3,950		3,570	6,495		
LANE COLLEGE	1,252	3,342		3,342			4 15
LEE COLLEGE	1,245	3,210		2,820	4,275		5 01
MARYVILLE COLLEGE	2,000	3,575		3,025	4,325		6-01
MEMPHIS ACADEMY OF ARTS	1 250		3,700	2,900	4,200	50	4 01
MILLIGAN COLLEGE	1,500	3,540	2,300	2,300	3,540		4 01
SCARRITT C CHRISTIAN WORKERS	1,300			2,750	3,600		4/01
SOUTHERN COLLEGE OF OPTOMETRY	6,168				1,984		3/31
SOUTHERN MISSIONARY COLLEGE	2,340	3,990		3,680	6,440		4/01
SOUTHWESTERN AT MEMPHIS	2,750	4,505	4,505	3,850	5,130		1/31
TENNESSEE STATE UNIVERSITY	406	1,964	2,054	1,336	3,256	852	3/01
TENNESSEE TECHNOLOGICAL L	440	2,150	2,150	1,570	3,395	870	4/15
TENNESSEE TEMPLE COLLEGE	1,200	2,900	2,950	2,350	2,950		6/30
TENNESSEE WESLEYAN COLLEGE	1,440	3,430		2,515			5/01
TOMLINSON COLLEGE	442	1,486					
TUSCULLM COLLEGE	1,860	4,295		3,010	5,910		6/30
U OF TENNESSEE QTR HEALTH SGI	1 732	5,012	5,212	5,212	6,432	1,472	3/30
U OF TENNESSEE, CHATTANOOGA	500	2,470	3,500	2,000	4,950	852	2/01
U OF TENNESSEE, KNOXVILLE	453	2,523	2,523	1,323	3,656	852	3/01
U OF TENNESSEE, MARTIN	510	2,190		1,620	3,780	870	3/01
U OF TENNESSEE, NASHVILLE	500			3,297	4,135	412	
U OF THE SOUTH	3,060	5,140	5,140	4,330			2/15
VANDERBILT U SCH OF MEDICINE	3,149			7,147			10/01
VANDERBILT UNIVERSITY	3,535	6,060	6,060	4,610	7,910		2/01
VOLUNTEER STATE COMM COLLEGE	225		1,950	1,450	1,450	852	5/01

Institution	Tuition and fees	Total—Resident		Total— Commuter	Total— 12-month Self- Supporting	Additional Out-of- State (District) Tuition	PCS— File Before
		Institutional housing	Private housing				
<b>TEXAS</b>							
ABILENE CHRISTIAN COLLEGE	1,420	3,500	3,500	3,300	4,120		5 01
AMARILLO COLLEGE	225		3,060	1,960	3,896		
AMBASSADOR COLLEGE	1,000	3,200					8 01
ANGELO STATE UNIVERSITY	375	2,375	2,375	1,715	4,090	1,080	4 15
AUSTIN COLLEGE	2,600	4,675	4,675	4,725	7,400		2 01
BALDER FASHION COLLEGE	2,740	4,995	4,415	4,415			
BAYLOR SCHOOL OF NURSING	1,713	4,843	5,468	6,153	8,663		6 01
BAYLOR UNIVERSITY	1,760	4,250	4,250	4,250	5,200		
BEE COUNTY COLLEGE	300	2,000	2,000	1,950	1,650	200	7 15
BISHOP COLLEGE	1,735	4,085	4,185	3,565	4,185		1 15
BRAZOPORT COLLEGE	170	1,005	2,805	1,005	4,640	250	8 15
CISCO JUNIOR COLLEGE	300	2,100	1,300	2,100	3,800	300	8 01
DALLAS BAPTIST COLLEGE	1,500		3,800	3,790	6,000		6 01
DALLAS THEOLOGICAL SEMINARY	1,614	3,334	3,804	3,024	3,984		
DE VRY INSTITUTE OF TECHNOLOGY	2,188			3,852	4,619	2,188	
DEL MAR COLLEGE	200			1,450	3,260	330	4 15
EAST TEXAS STATE UNIVERSITY	340			1,900	4,600	1,420	5 01
EASTFIELD COLLEGE	200			2,155	4,656	287	
GRAYSON COUNTY COLLEGE	170			1,805	2,905	30	6 15
GULF COAST BIBLE COLLEGE	850			2,360	3,900		2 01
HARDIN-SIMMONS UNIVERSITY	1,380	3,400	3,400	3,400	5,365		5 01
HENDERSOX COUNTY JR COLLEGE	270			1,950	2,745	160	
HILL JUNIOR COLLEGE	266			2,041	4,376	280	
HOUSTON BAPTIST UNIVERSITY	1,535			3,910	7,447		5 01
HOWARD PAYNE COLLEGE	1,170			3,120	3,400		6 15
HUSTON-TILLOTSON COLLEGE	1,005	3,005	3,005	3,005	3,605		4 01
INCARNATE WORD COLLEGE	1,810	4,360	4,905	4,117	5,513		5 01
KILGORE COLLEGE	276	1,929	1,929	2,079	2,379	264	6 01
LAMAR UNIVERSITY	340	2,536	2,536	2,260		1,080	3 01
LEE COLLEGE, BAYTOWN	195		1,815	1,265	1,815	276	8 01
LETOURNEAU COLLEGE	1,920	4,175		4,005	5,385		5 01
LON MORRIS COLLEGE	1,007	3,007		3,082	3,682		6 01
LUBBOCK CHRISTIAN COLLEGE	2,495	4,595		3,370	3,570		7 30
MARY HARDIN-BAYLOR COLLEGE	1,270	2,945		2,745	3,470		6 01
MCLENNAN COMMUNITY COLLEGE	290			1,565	5,601		7 15
MIDWESTERN STATE UNIVERSITY	390	2,480	2,715	1,880		1,080	6 01
MOODY COLLEGE OF MARINE SCIENCES	267	2,804	3,137	1,877	4,089	1,296	9 15
MOUNTAIN VIEW COLLEGE	200			1,950	3,650	487	
NAVARRO COLLEGE	300	2,175	2,975	1,775	3,775	222	8 15
NIXON CLAY COLLEGE	2,100			4,380	5,040		
NORTH HARRIS COUNTY COLLEGE	175			2,965	4,950	400	
NORTH TEXAS STATE UNIVERSITY	385	2,500	2,500	2,500		1,080	6 01
NORTHWOOD INST. CEDAR HILL	1,970	4,566		3,795	5,553		1 15
ODESSA COLLEGE	260	2,810	2,810	2,210	3,350	200	7 15
OUR LADY OF THE LAKE COLLEGE	1,840	3,990	3,990	3,440	4,790		2 01
PAN AMERICAN UNIVERSITY	270	2,290	2,540	2,430	3,745	1,080	4 01
PAUL QUINN COLLEGE	1,010	2,805	2,735	2,645	2,907		8 01
PRAIRIE VIEW A&M UNIVERSITY	421	2,991		2,066	3,796	1,296	1 15
RANGER JUNIOR COLLEGE	150	1,010	1,010	1,010	1,010	300	8 15
RICE UNIVERSITY	2,180			3,835	5,355		2 01
RICHLAND COLLEGE	198			3,014	5,542		

Institution	Tuition and fees	Total—Resident		Total—Commuter	Total—12-month Self-Supporting	Additional Out-of-State (District) Tuition	PCS—File Before
		Institutional housing	Private housing				
SAM HOLSTON STATE UNIV	280			2.500	3,130	1,080	
SCHREINER COLLEGE	1,125	3,435		2,485	4,085		9/01
SOUTH TEXAS COLLEGE OF LAW	1,720			6,520	6,520		8/31
SOUTHERN METHODIST UNIVERSITY	2,840	5,185	5,795	4,995	7,875		1/15
SOUTHWEST TEXAS JUNIOR COLLEGE	270			1,780	2,345	300	8/08
SOUTHWEST TEXAS STATE U	370	2,200	2,200	1,700		1,080	4/01
SOUTHWESTERN ASSEMBLIES GOD C	1,249	3,638		3,034	4,655		7/15
SOUTHWESTERN CHRISTIAN COLLEGE	1,260			2,145			7/31
SOUTHWESTERN U GEORGETOWN	2,100	3,890	4,325	3,250			
SOUTHWESTERN UNION COLLEGE	2,448	4,483	4,483	3,483	6,673		7/15
ST EDWARDS UNIVERSITY	1,650	3,535		2,360	4,113		2/01
ST MARY'S UNIVERSITY	1,908	4,508	4,758	4,058	5,790		5/31
ST PHILIP'S COLLEGE	190			1,700	2,300	150	
STEPHEN F. AUSTIN STATE U	280	2,100	2,100	2,100		1,080	5/01
SULL ROSS STATE UNIVERSITY	128	1,718	1,948	1,088	2,523	1,152	6/01
TARLETON STATE UNIVERSITY	400	2,250	2,250	1,640	2,550	1,152	3/01
TARRANT COUNTY JR C	170			1,995	3,585	1,080	
TARRANT COUNTY JR C NE CAMPUS	170			1,995	3,585	1,080	
TEMPLE JUNIOR COLLEGE	266	2,251	2,166	1,901	4,661	300	
TEXAS A&I U CORPUS CHRISTI	280			2,000	3,685	1,080	7/01
TEXAS A&I U KINGSVILLE	380	2,300	2,500	2,500	4,680	470	1/19
TEXAS A&I U LAREDO	200		1,400	2,400	4,700	600	8/01
TEXAS A&M UNIVERSITY	440	2,700	2,700	2,700	3,425	1,080	6/01
TEXAS CHRISTIAN UNIVERSITY	2,435	4,320	4,320	4,210	7,257		2/01
TEXAS COLLEGE	1,260	3,510	3,510	3,510			5/31
TEXAS EASTERN U JUNIOR COLLEGE	250	2,075	1,975	1,625	2,625	250	8/01
TEXAS EASTERN U STATE COLLEGE	290		2,640	1,690	3,373	574	6/01
TEXAS LUTHERAN COLLEGE	1,920	3,440		3,150	3,880		7/01
TEXAS SOUTHERN UNIVERSITY	380	2,640	2,640	2,430	3,905	1,080	3/01
TEXAS SOUTHWEST COLLEGE	320			1,845	3,697	884	7/15
TEXAS TECH UNIVERSITY	370	2,650	2,650	1,900	3,355	1,080	4/15
TEXAS TECH UNIVERSITY SCH MED	550		4,890	4,890	6,120	800	5/01
TEXAS WESLEYAN COLLEGE	1,480	3,390	3,390	3,390	3,390		
TEXAS WOMAN'S UNIVERSITY	360	2,500	3,040	2,340	6,280	1,000	6/01
TRINITY UNIVERSITY	2,250	4,400	4,400	4,200	6,600		2/01
U OF DALLAS	2,080	4,140	4,315	3,660	5,000		
U OF HOLSTON VICTORIA	300		2,875	2,675	3,650	1,000	3/15
U OF ST THOMAS	1,500	4,000		3,650	4,950		3/01
U OF TEXAS HLTH SCI CTR, DALLAS	400			4,700	5,600	600	
U OF TEXAS ARLINGTON	370	2,845	2,845	2,420	4,004	1,070	6/01
U OF TEXAS, AUSTIN	394	3,000	3,000	2,500	3,760	1,080	3/01
U OF TEXAS, DALLAS	334			2,244	4,278	860	5/01
U OF TEXAS EL PASO	418	2,760	2,839	2,036	4,169	1,080	4/01
U OF TEXAS PERMIAN BASIN	250	2,700	2,700	1,570		350	5/31
U OF TEXAS SAN ANTONIO	435		3,495	2,220	4,045	995	6/30
VERNON REGIONAL JUNIOR COLLEGE	230		2,365	1,680	2,465	200	
WAYLAND BAPTIST COLLEGE	1,293	2,505		3,603			7/15
WEATHERFORD COLLEGE	250			2,440	4,306	200	7/01
WEST TEXAS STATE UNIVERSITY	320	2,400	2,400	2,000	4,100	1,080	5/30
WESTERN TEXAS COLLEGE	250			1,450	3,350	400	5/01
WHARTON COUNTY JUNIOR COLLEGE	200	2,000	2,000	2,000	2,000	1,400	
WILFELY COLLEGE	1,550			1,970	3,070		6/01

Institution	Tuition and fees	Total—Resident		Total—Commuter	Total—12-month Self-Supporting	Additional Out-of-State (District) Tuition	PCS—File Before
		Institutional housing	Private housing				
<b>UTAH</b>							
BRIGHAM YOUNG UNIVERSITY	680			1,900	3,080		1/15
COLLEGE OF EASTERN UTAH	372	2,067		1,922		396	8/01
SNOW COLLEGE	373			1,733		396	
U OF UTAH	525	3,060	3,060	2,200	4,160	810	2/01
UTAH TECH C PROVO	354		2,524	1,854	3,189	600	8/01
UTAH TECH C SALT LAKE CITY	360			2,000	3,490	600	10/01
WEBER STATE COLLEGE	480			2,190	2,720	480	7/01
WESTMINSTER COLLEGE	1,650	3,636	3,636	3,460	5,395		2/15
<b>VERMONT</b>							
BENNINGTON COLLEGE	5,150	6,950		6,390	7,733		1/15
CHAMPLAIN COLLEGE	2,145	4,185		3,545	6,135		
COLLEGE OF ST JOSEPH PROVIDER	1,580	3,480		3,480			7/01
GODDARD C EXTERNAL DEGREE PROG	2,000				2,970		
GODDARD COLLEGE	3,800	5,700	5,700		7,425		2/01
GREEN MOUNTAIN COLLEGE	3,025	5,625		3,700			3/01
JOHNSON STATE COLLEGE	752	2,872		3,012	3,694	1,430	5/15
LYNDON STATE COLLEGE	752			2,582	2,582	1,230	5/01
MARLBORO COLLEGE	3,835	5,995					3/01
MIDDLEBURY COLLEGE	4,100	5,950					3/01
NORWICH U VERMONT COLLEGE	3,040	5,265	5,265	5,265	5,840		3/01
NORWICH UNIVERSITY	3,040	5,265	5,265	5,265	5,840		3/01
ST MICHAEL'S COLLEGE	2,468	4,518					2/15
TRINITY COLLEGE	2,090	4,000		3,415			3/01
U OF VERMONT & STATE AGRI COLL	1,170			3,280		1,905	6/01
VERMONT INST OF COMM INVOLV MNT	1,660		4,378		5,206		
WINDHAM COLLEGE	3,370	5,300	5,300	5,300	6,395		3/15
<b>VIRGINIA</b>							
AVERETT COLLEGE	1,350	4,050		3,100	4,388		4/01
BLUEFIELD COLLEGE	1,260	3,105	3,460	2,850	3,211		5/01
BRIDGEWATER COLLEGE	2,350	4,280		3,850	5,225		4/01
CENTRAL VIRGINIA COMM COLLEGE	300			2,025		705	
CHRISTOPHER NEWPORT COLLEGE	690			2,455	4,635	300	4/01
COLLEGE OF WILLIAM AND MARY	944	2,950	2,950	2,429		1,298	5/01
DABNEY S LANCASTER COMM C	308		1,978	1,508	2,668	705	7/01
DANVILLE COMMUNITY COLLEGE	310		2,395	1,705	3,360	705	
EASTERN MENNONITE COLLEGE	2,148			3,400	6,500		3/01
EASTERN SHORE COMM COLLEGE	300			1,830	3,537	705	6/15
EMORY AND HENRY COLLEGE	1,845	3,725	3,695	3,510	5,440		4/01
FERRUM COLLEGE	1,860	3,190		2,310			5/01
GEORGE MASON UNIVERSITY	910			2,415	5,115	720	4/01
GERMANNA COMMUNITY COLLEGE	305			2,385	2,975	1,005	
HAMPDEN-SYDNEY COLLEGE	2,750	4,425	4,425	4,200			2/01
HAMPTON INSTITUTE	2,060	3,595	3,595	3,060			
HOLLINS COLLEGE	3,625	5,650		4,675	6,475		12/31
J SARGEANT REYNOLDS COMM C	230			1,875	2,800	175	

VIRGINIA—WASHINGTON

Institution	Tuition and fees	Total—Resident		Total—Commuter	Total—12-month Self-Supporting	Additional Out-of-State (District) Tuition	PCS—File Before
		Institutional housing	Private housing				
JOHN TYLER COMMUNITY COLLEGE	305			1,855	3,955	705	8/01
JOHNSTON WILLIS HOSPITAL	1,459				3,924		8/01
LIBERTY BAPTIST COLLEGE	780	2,530		2,005			5/31
LONGWOOD COLLEGE	805	2,685	2,685	1,605	2,685	450	3/01
LORD FAIRFAX COMMUNITY COLLEGE	305			2,288	4,210	700	7/15
LUTHER RICE COLLEGE	1,250				5,400		8/15
LYNCHBURG COLLEGE	2,450	4,450		3,275			4/01
MADISON COLLEGE	700	2,975	2,975	1,950	5,175	500	4/01
MARY BALDWIN COLLEGE	3,350	5,400	5,400	4,600	7,800		3/15
MARY WASHINGTON COLLEGE	820	3,043		2,220	4,060	845	3/01
MARYMOUNT COLLEGE OF VIRGINIA	2,300	4,690		3,765	5,045		5/01
NEW RIVER COMMUNITY COLLEGE	305			2,450	3,600	510	
NORFOLK STATE COLLEGE	470	2,080	2,080	1,615	5,141	335	4/01
NORTHERN VA COMM C. ANNANDALE	305			2,115	5,945	705	
OLD DOMINION UNIVERSITY	620	2,630	2,630	2,300		530	2/01
PRINCESS ANN BUSINESS COLLEGE	1,550			3,460	6,880		
RADFORD COLLEGE	702	2,863	3,052	1,827	3,927	450	3/01
RANDOLPH-MACON COLLEGE	2,840	4,490		4,490	4,490		2/01
RANDOLPH-MACON WOMAN'S COLLEGE	3,050	5,275		3,975			2/15
RAPPAHANNOCK COMMUNITY COLLEGE	225			1,925	3,425	525	
RICHARD BLAND COLLEGE	480			2,455	3,065	330	3/31
RIVERSIDE HOSPITAL	790	1,700	1,002	2,500	2,900		6/15
ROANOKE COLLEGE	2,515	4,480		3,740	5,770		
SHENANDOAH C & CONSRVTRY MUSIC	2,400	4,475	4,525	4,025	6,385		5/01
SMITHDEAL MASSEY BUSINESS COLL	1,340	3,450	3,590	3,500	5,440		
SOUTHERN SEMINARY JUNIOR C	2,550	4,700		3,750			4/01
SOUTHSIDE VA COMM C. ALBERTA	304			1,804	3,824	705	5/01
SOUTHSIDE VA COMM C. KEYSVILLE	304			1,804	3,824	705	5/01
SOUTHWEST VIRGINIA COMM C	305			1,855	2,955	700	5/15
ST PALL'S COLLEGE	1,774	3,799		3,399			
SWEET BRIAR COLLEGE	3,405	5,455		4,205			2/15
THOMAS NELSON COMM COLLEGE	300			1,620	720	525	7/01
TIDEWATER COMM C. CHESAPEAKE	300			2,225	5,035	705	4/01
TIDEWATER COMM C. PORTSMOUTH	300			2,225	5,035	705	4/01
TIDEWATER COMM C. VA BEACH	305			2,230	5,040	700	4/01
U OF RICHMOND, RICHMOND C	2,600	4,750	4,750	4,300	5,800		3/01
U OF VIRGINIA, CHARLOTTESVILLE	750	2,800			3,450	900	
U OF VIRGINIA, CLINCH VALLEY C	440	2,549	2,549	2,065	3,115	100	5/01
UNION THEOLOGICAL SEMINARY	1,420	4,320					
VIRGINIA HIGHLANDS COMM C	305			1,905	3,260	700	
VIRGINIA INTERMONT COLLEGE	1,950	4,675		3,675	5,525		6/01
VIRGINIA MILITARY INSTITUTE	905	2,690				1,030	2/01
VIRGINIA PLYTECH INST&STATE U	660	2,660	2,660	2,485	3,595	630	3/01
VIRGINIA STATE COLLEGE	1,397	3,445	3,772	3,272		460	4/01
VIRGINIA UNION UNIVERSITY	1,680	3,095	3,095	2,080			4/01
VIRGINIA WESLEYAN COLLEGE	2,400	4,700	4,700	4,200	4,900		
VIRGINIA WESTERN COMM COLLEGE	300		2,705	1,525	4,775	705	6/01
WASHINGTON AND LEE UNIVERSITY	2,940	4,740	4,740		5,090		1/01
WYTHEVILLE COMMUNITY COLLEGE	310			2,322	2,925	780	

WASHINGTON

BELLEVUE COMMUNITY COLLEGE	270			1,995	3,045	432	8/01
BIG BEND COMMUNITY COLLEGE	270	2,920	2,795	2,220	3,568	432	4/15

WASHINGTON—WEST VIRGINIA

Institution	Tuition and fees	Total—Resident		Total— Commuter	Total— 12-month Self- Supporting	Additional Out-of- State (District) Tuition	PCS— File Before
		Institutional housing	Private housing				
CENTRAL WASHINGTON STATE C	507	2,817	2,817	2,367		852	3/01
CENTRALIA COLLEGE	300		3,000	2,110		432	4/01
CITY COLLEGE OF SEATTLE	835				3,165		10/06
CLARK COLLEGE	249			1,959	3,269	432	4/15
COLUMBIA BASIN COMM COLLEGE	261			2,211	3,860		
CORNISH SCHOOL OF ALLIED ARTS	1,700		4,660	3,860	5,920		7/01
EASTERN WASHINGTON STATE C	507	2,917	2,917	2,217	3,217	852	3/15
EVERETT COMMUNITY COLLEGE	250			3,000	4,000	430	6/15
EVERGREEN STATE COLLEGE	507	2,837	2,837	2,037		852	5/15
FORT WRIGHT COLLEGE	2,210	4,785	4,985	4,985	5,844		5/15
GONZAGA UNIVERSITY	2,320	4,630	4,630	4,130			2/01
GRAYS HARBOR COLLEGE	259			2,500	3,665	432	5/01
GREEN RIVER COMMUNITY COLLEGE	300		3,195	2,280	4,100	402	7/01
HI LINE BEAUTY SCHOOL	750			3,075	4,415		
HIGHLINE COMMUNITY COLLEGE	270		3,050	2,250		430	4/01
LOWER COLUMBIA COLLEGE	275			2,175		432	3/01
NORTH SEATTLE COMM COLLEGE	228		3,003	2,203		432	9/01
NORTHWEST COLLEGE	1,420	3,686	4,291	3,443			
OLYMPIA VOC TECH INSTITUTE	300		3,000	2,110		663	3/01
OLYMPIC COLLEGE	270		3,045	2,245		432	7/15
PACIFIC LUTHERAN UNIVERSITY	2,600	4,630	4,630	4,130	5,645		2/01
PENINSULA COLLEGE	249	2,604	2,774	2,249	3,424	432	6/01
RON BAILIE SCH BRDCAST. SEATTLE	2,950		5,330	4,480	6,440		12/31
RON BAILIE SCH BRDCAST. SPOKANE	2,950		5,330	4,480	6,440		12/31
SEATTLE CENTRAL COMMUNITY COLL	228			2,558		432	
SEATTLE PACIFIC COLLEGE	2,343	4,586	4,673	3,873	5,388		3/01
SEATTLE UNIVERSITY	2,300	4,800	5,100	4,300	6,000		2/01
SHORELINE COMMUNITY COLLEGE	300			1,830	3,380	435	4/01
SKAGIT VALLEY COLLEGE	250		3,025	2,225	4,320	430	
SOUTH SEATTLE COMM COLLEGE	230			2,405		432	9/01
SPOKANE COMMUNITY COLLEGE	270		3,045	2,245	3,903	432	5/15
SPOKANE FALLS COMM COLLEGE	270		3,045	2,245	3,903	432	4/15
ST MARTIN'S COLLEGE	2,100	4,500	4,700	3,850	4,450		3/01
SULPICIAN SEMINARY NORTHWEST	1,650	2,900			5,150		1/15
TACOMA COMMUNITY COLLEGE	249			2,324	3,849	432	7/15
U OF PUGET SOUND	2,835	5,410	5,610	4,635	6,470		3/01
U OF WASHINGTON	564	2,994	2,994	2,494	4,494	1,017	2/01
U OF WASHINGTON SCH OF MED	840		4,635			1,000	
WALLA WALLA COLLEGE	2,675	4,855	4,685	4,205	5,720		4/15
WASHINGTON STATE UNIVERSITY	564	2,930	3,230		4,044	1,017	2/01
WENATCHEE VALLEY COLLEGE	252	3,027	3,027	2,227	3,362	432	3/15
WESTERN WASHINGTON STATE C	500	2,750	2,750	2,125		860	2/01
WHATCOM COMMUNITY COLLEGE	210			1,710	3,226	435	8/30
WHITMAN COLLEGE	2,910	4,610		4,410	5,210		3/01
WHITWORTH COLLEGE	2,870	5,000	5,000	4,250	5,650		1/30
YAKIMA VALLEY COLLEGE	250			1,980	3,230	437	
<b>WEST VIRGINIA</b>							
ALDERSON-BROADBAND COLLEGE	2,050	4,004	4,350	4,050	5,150		3/01
BECKLEY COLLEGE	680	2,030	2,080	1,230	1,030	100	4/30
BETHANY COLLEGE	2,900			4,400	5,500		5/01
BLUEFIELD STATE COLLEGE	306			1,906	2,356	900	4/01
CONCORD COLLEGE	320	2,545	2,545	1,495	4,895	850	2/15



WEST VIRGINIA—WISCONSIN

Institution	Tuition and fees	Total—Resident		Total—Commuter	Total—12-month Self-Supporting	Additional Out-of-State (District)	PCS—File Before
		Institutional housing	Private housing				
FAIRMONT STATE COLLEGE	298	2,308	2,308	2,148	3,148	900	3/01
GLENVILLE STATE COLLEGE	274	1,998	1,624	1,624		900	3/01
GREENBRIER C OF OSTEOPATHY	526			3,576	4,376	1,086	
MARSHALL UNIVERSITY	331	2,456	2,456	1,828	3,266	949	3/01
MEREDITH MANOR	4,234	5,742					
OHIO VALLEY COLLEGE	1,286	3,076		2,761	3,711		8/21
OHIO VALLEY GENERAL HOSPITAL	840	2,230					8/01
PARKERSBURG BEAUTY COLLEGE	1,120		4,312	3,179	6,787		
PARKERSBURG COMMUNITY COLLEGE	264		2,014	2,014	4,057	900	7/01
SALEM COLLEGE, SALEM	1,850			3,500	4,524		4/15
SHEPHERD COLLEGE	334	2,374	2,294	1,864	4,226	900	3/01
SOUTHERN WV COMM C, WILLIAMSON	250	1,750	1,750	1,750	3,085	900	
ST MARY'S HOSPITAL, HUNTINGTON	469	2,212	3,119	2,212	3,519	832	5/01
WEST LIBERTY STATE COLLEGE	320	2,250		1,400	4,425	900	3/01
WEST VIRGINIA C GRAD STUDIES	200		3,830	3,830	3,830	950	5/01
WEST VIRGINIA CAREER C, CHRLSTN	1,445	2,845	2,845	2,585	3,395		4/01
WEST VIRGINIA CAREER C, FAIRMNT	1,295			2,655	2,655		
WEST VIRGINIA CAREER C, HNTNGTN	1,445	2,845	2,845	2,585	3,395		4/01
WEST VIRGINIA CAREER C, MRGNTNN	1,700			2,950	3,750		
WEST VIRGINIA CAREER C, WHEELNG	1,577			2,837	3,307		
WEST VIRGINIA INST OF TECH	322			1,622		900	7/01
WEST VIRGINIA NORTHERN COMM C	290			1,340	2,370	530	
WEST VIRGINIA STATE COLLEGE	300	2,490	2,600	1,700		900	3/15
WEST VIRGINIA UNIVERSITY	400	2,600	2,600	2,050	3,600	1,000	2/01
WEST VIRGINIA WESLEYAN COLLEGE	2,364	4,681	4,681	4,125	5,575		3/01
WHEELING COLLEGE	2,200	4,550		3,500	6,650		6/01
WISCONSIN							
ALVERNO COLLEGE	1,700	3,850		3,400	5,300		2715
BELOIT COLLEGE	3,540	5,320		4,290			
BLACKHAWK TECHNICAL INSTITUTE	226		2,426	2,026	2,726	1,250	9/01
CARDINAL STRITCH COLLEGE	1,750	3,700	4,575	3,250	4,300		3/01
CARROLL COLLEGE, WAUKESHA	2,730			4,140			
CARTHAGE COLLEGE	2,500	4,430		4,000	7,375		4/01
CONCORDIA COLLEGE, MILWAUKEE	1,540	3,500	3,500	3,500			3/01
DEACONESS HOSPITAL MILWAUKEE	860	2,675	3,385	1,385	4,005		
DISTRICT ONE TECHNICAL INST	286		2,200	1,880	3,156	1,035	3/01
EDGEWOOD COLLEGE	2,000	3,925	4,090	3,450	5,150		3/01
GATEWAY TECHNICAL INSTITUTE	200		2,785	1,800	3,615	960	
HOLY REDEEMER COLLEGE	1,375	2,700					9/01
INDIANHEAD TECH INST, NEW RICH	60	1,170	1,978	1,978	3,234	650	
INDIANHEAD TECH INST, SUPERIOR	175	2,355	2,355	1,955	3,640	750	3/15
LAKELAND COLLEGE	2,350	4,395	4,410	3,700	5,900		4/01
LAKESHORE TECHNICAL INSTITUTE	150	2,400	2,400	1,800			
LAWRENCE UNIVERSITY	3,754	5,530	5,530	5,030			2/01
MARIAN COLLEGE OF FOND DU LAC	1,610	3,485	3,485	2,885	3,985		4/15
MARQUETTE UNIVERSITY	2,650	4,800	4,800	4,150	4,440		
MERCY MED CENTER SCH NURSING	715	2,335	2,435				3/10
MID STATE TECH INST, WISC RPDS	85	1,400	2,280	2,284	5,250	250	
MILTON COLLEGE	2,250	4,100	4,100	3,350	5,800		
MILWAUKEE SCH OF ENGINEERING	2,435	4,475		3,515	5,340		4/01
MORAINÉ PK TECH INST, FND DULAC	180		2,200	2,000		895	
MORAINÉ PK TECH INST, WEST BEND	180		2,200	2,000		895	

WISCONSIN—WYOMING

Institution	Tuition and fees	Total—Resident		Total—Commuter	Total—12-month Self-Supporting	Additional Out-of-State (District) Tuition	PCS—File Before
		Institutional housing	Private housing				
MOUNT MARY COLLEGE	1,750	3,750	3,670	3,575	5,375		2/01
MOUNT SENARIO COLLEGE	1,950	3,890	3,890	3,950	5,670		6/30
NICOLET COLLEGE-TECH INST	250		2,605	2,105	3,555	600	7/15
NORTH CENTRAL TECH INST	200	2,300	2,300	2,100	2,900	900	3/01
NORTHLAND COLLEGE	2,403	4,378	4,378	3,528			5/30
PATRICIA STEVENS CAREER C	2,390	4,190	4,190	3,490			3/01
RIPON COLLEGE	3,250	4,990	4,530	4,530	6,900		2/15
ST LUKE'S HOSPITAL, RACINE	1,110			2,800	4,150	1,142	3/01
ST NORBERT COLLEGE	2,490	4,500	4,275	4,100	6,215		3/01
STATE C BEAUTY CULT, WAUSAU	990		3,380	2,705	4,330		
STATE C BEAUTY CULT, WAUWATOSA	990		3,380	2,705	4,330		
U OF WISCONSIN CNTR, BARABOO	625		2,850	2,100		1,650	2/01
U OF WISCONSIN CNTR, BARRON	625		2,770	2,020		1,650	2/01
U OF WISCONSIN CNTR, FON DULAC	625		2,850	2,100		1,650	2/01
U OF WISCONSIN CNTR, JANESVILLE	625		2,850	2,100		1,650	2/01
U OF WISCONSIN CNTR, MANITOWOC	625		2,850	2,100		1,650	2/01
U OF WISCONSIN CNTR, MARINETTE	625		2,850	2,100		1,650	2/01
U OF WISCONSIN CNTR, MARSHFIELD	625		2,850	2,100		1,650	2/01
U OF WISCONSIN CNTR, MEDFORD	625		2,770	2,020		1,650	2/01
U OF WISCONSIN CNTR, MENASHA	625		2,850	2,100		1,650	2/01
U OF WISCONSIN CNTR, RICHLAND	625		2,770	2,020		1,650	2/01
U OF WISCONSIN CNTR, SHEBOYGAN	625		2,850	2,100		1,650	2/01
U OF WISCONSIN CNTR, WAUKESHA	625		2,850	2,100		1,650	2/01
U OF WISCONSIN CNTR, WAUSAU	625		2,850	2,100		1,650	2/01
U OF WISCONSIN CNTR, WESTBEND	625		2,850	2,100		1,650	2/01
U OF WISCONSIN, EAU CLAIRE	700	2,700	2,700	2,000	3,650	1,500	3/01
U OF WISCONSIN, GREEN BAY	655		2,900	2,050	3,885	1,500	3/01
U OF WISCONSIN, KENOSHA	616		2,966	2,216	3,691	1,426	3/01
U OF WISCONSIN, LA CROSSE	750	2,600	2,600	1,950		1,400	3/01
U OF WISCONSIN, MADISON	660	2,885	2,955	1,915	3,860	1,655	2/01
U OF WISCONSIN, MILWAUKEE	660	3,200	3,200	2,500	3,730	1,570	3/01
U OF WISCONSIN, OSHKOSH	690	2,850	2,850	2,900		1,400	3/15
U OF WISCONSIN, PLATTEVILLE	730	2,700	2,700	1,950	4,200	1,550	3/01
U OF WISCONSIN, RIVER FALLS	765	2,800	2,800	1,800	4,375	1,425	3/01
U OF WISCONSIN, STEVENS POINT	741	2,650	2,650	1,900	3,260	1,426	3/01
U OF WISCONSIN, STOUT	705	2,750	2,750	1,975	4,471	1,500	2/15
U OF WISCONSIN, SUPERIOR	721	2,911		1,950	4,587	1,525	3/01
U OF WISCONSIN, WHITEWATER	730	2,900	2,900	2,050		1,500	2/15
VITERBO COLLEGE	1,950	3,775	3,775	3,275	5,525		3/01
WAUKESHA COUNTY TECHNICAL INST	400		3,100	2,200	5,700	1,000	4/15
WAUSAU HOSP SCH OF ANESTHESIA	250				3,978		
WESTERN WISCONSIN TECH INST	200		2,085	1,660	2,960	550	5/01
WISCONSIN CONSERVATORY MUSIC	1,930		4,435	3,335	5,320		4/01
WISCONSIN LUTHERAN COLLEGE	1,050	1,890					

WYOMING

CASPER COLLEGE	280	2,100	2,100	1,600	3,400	610	8/01
CENTRAL WYOMING COLLEGE	270	2,330	2,330	2,580	3,130	800	4/01
EASTERN WYOMING COLLEGE	260	2,035	2,135	1,485	3,935	170	3/01
LARAMIE COUNTY COMM COLLEGE	270		2,430	2,260	2,931	345	4/01
NORTHWEST COMMUNITY COLLEGE	270	2,130	2,630	1,630	3,230	440	5/01
SHERIDAN COLLEGE	348	2,223		2,383	2,903	778	
U OF WYOMING	434	2,520	2,520	2,149	3,784	966	



WYOMING—PUERTO RICO

<i>Institution</i>	<i>Tuition and fees</i>	<i>Total—Resident</i>		<i>Total—Commuter</i>	<i>Total—12-month Self-Supporting</i>	<i>Additional Out-of-State (District) Tuition</i>	<i>PCS—File Before</i>
		<i>Institutional housing</i>	<i>Private housing</i>				
WESTERN WYOMING COLLEGE	280	2,620	2,990	2,090	5,150	100	6/01
WYOMING TECHNICAL INSTITUTE	2,590	3,765	3,975				
<b>PUERTO RICO</b>							
CATHOLIC U OF PUERTO RICO	1,600	2,850	2,850	2,850	2,850		
INTER AMER U OF PR,SAN GERMAN	1,170	2,870	2,870	2,605	4,270		

# Institutions with 12-Month Self-Supporting Budgets Only

<i>Institution</i>	<i>State</i>	<i>12-month Tuition and fees</i>	<i>Total 12-month Self- Supporting</i>	<i>Additional Out-of- State (District) Tuition</i>	<i>PCS- File Before</i>
ACADEMY OF BEAUTY CULTURE	ILLINOIS	720	6,666		
CALIF COLL OF PROF PSYCHOLOGY	CALIFORNIA	3,600	6,925		2/15
GRADY MEMORIAL HOSPITAL	GEORGIA	700	2,620		3/01
ILLINOIS COLLEGE OF PODIATRY	ILLINOIS	3,600	7,900		
MANSFIELD BEAUTY COLLEGE	OHIO	1,500	3,000		
MASSACHUSETTS MARITIME ACADEMY	MASSACHUSETTS	450	3,380		4/01
MONROE BUSINESS INSTITUTE	NEW YORK	2,535	8,300		
NATIONAL UNIVERSITY	CALIFORNIA	2,700	6,260		
NEW YORK STUDIO SCH OF DRAWING	NEW YORK	2,200	6,350		
OKLA C OF OSTEOPATH MED & SURGRY	OKLAHOMA	1,650	7,220	750	4/30
OLIVET NAZARENE COLLEGE	ILLINOIS	1,610	4,680		2/01
RICHMOND MEADOWS C OF BUSINESS	GEORGIA	1,800	3,550		3/01
SOUTHEASTERN BUSINESS COLLEGE	SOUTH CAROLINA	1,300	3,780		3/30
TALMUDICAL YESHIVA OF PHILA	PENNSYLVANIA	1,180	3,825		9/10
UNITED ELECTRONICS INSTITUTE	FLORIDA	1,735	4,308		6/15
VIRGINIA SCHOOL OF HAIR DESIGN	VIRGINIA	650	2,245		
WALKER COUNTY TECHNICAL SCHOOL	GEORGIA	105	5,605		2/15
WEST COAST UNIVERSITY	CALIFORNIA	1,200	2,250		
YALE SCH EPIDEM & PUBLIC HLTH	CONNECTICUT	4,000	7,650		5/15
YESHIVA U ALBERT EINSTEIN C	NEW YORK	3,600	6,700		

## Institutions Listed Alphabetically

Institution	State	Institution	State
ABILENE CHRISTIAN COLLEGE	TEXAS	ARKANSAS POLYTECHNIC COLLEGE	ARKANSAS
ABRAHAM BALDWIN AGRICULTURAL C	GEORGIA	ARKANSAS STATE U, STATE UNIV	ARKANSAS
ACADEMY OF BEAUTY CULTURE	ILLINOIS	ARMSTRONG COLLEGE	CALIFORNIA
ADELPHI UNIVERSITY	NEW YORK	ARMSTRONG STATE COLLEGE	GEORGIA
ADIRONDACK COMMUNITY COLLEGE	NEW YORK	ART ACADEMY OF CINCINNATI	OHIO
ADRIAN COLLEGE	MICHIGAN	ART CENTER COLLEGE OF DESIGN	CALIFORNIA
ADULT HEALTH CAR SCH PRAC NURS	OHIO	ART INST OF FORT LAUDERDALE	FLORIDA
AGNES SCOTT COLLEGE	GEORGIA	ART INSTITUTE OF BOSTON	MASSACHUSETTS
AIKEN TECH EDUCATION CENTER	SOUTH CAROLINA	ART INSTITUTE OF PITTSBURGH	PENNSYLVANIA
AIMS JUNIOR COLLEGE	COLORADO	ASBURY COLLEGE	KENTUCKY
AIRCO TECHNICAL INSTITUTE	NEW YORK	ASHEVILLE BUNCOMBE TECH INST	NORTH CAROLINA
ALABAMA A&M UNIVERSITY	ALABAMA	ASHLAND COLLEGE	OHIO
ALABAMA CHRISTIAN COLLEGE	ALABAMA	ASHLAND COMMUNITY COLLEGE	KENTUCKY
ALASKA BUSINESS COLLEGE INC	ALASKA	ASHLAND STATE VOC TECH SCHOOL	KENTUCKY
ALBANY BUSINESS COLLEGE	NEW YORK	ASHTABULA BEAUTY ACADEMY	OHIO
ALBANY COLLEGE OF PHARMACY	NEW YORK	ASSUMPTION COLLEGE	MASSACHUSETTS
ALBANY JUNIOR COLLEGE	GEORGIA	ATHENAEUM OF OHIO	OHIO
ALBANY MEDICAL CENTER	NEW YORK	ATHENS STATE COLLEGE	ALABAMA
ALBANY MEDICAL COLLEGE	NEW YORK	ATLANTA AREA TECHNICAL SCHOOL	GEORGIA
ALBANY STATE COLLEGE	GEORGIA	ATLANTA CHRISTIAN COLLEGE	GEORGIA
ALBERT EINSTEIN MEDICAL CENTER	PENNSYLVANIA	ATLANTA COLLEGE OF ART	GEORGIA
ALBERTUS MAGNUS COLLEGE	CONNECTICUT	ATLANTA COLLEGE OF BUSINESS	GEORGIA
ALBION COLLEGE	MICHIGAN	ATLANTA UNIVERSITY	GEORGIA
ALBRIGHT COLLEGE	PENNSYLVANIA	ATLANTIC CHRISTIAN COLLEGE	NORTH CAROLINA
ALCORN STATE UNIVERSITY	MISSISSIPPI	ATLANTIC COMMUNITY COLLEGE	NEW JERSEY
ALDERSON-BROADBODDUS COLLEGE	WEST VIRGINIA	ATLANTIC UNION COLLEGE	MASSACHUSETTS
ALEXANDRIA AREA TECHNICAL INST	MINNESOTA	AUBURN UNIVERSITY, MONTGOMERY	ALABAMA
ALLAN HANCOCK COLLEGE	CALIFORNIA	AUGSBURG COLLEGE	MINNESOTA
ALLEGANY COMMUNITY COLLEGE	MARYLAND	AUGUSTA COLLEGE	GEORGIA
ALLEGHENY COLLEGE	PENNSYLVANIA	AUGUSTANA COLLEGE	SOUTH DAKOTA
ALLEN COUNTY COMM JR COLLEGE	KANSAS	AUGUSTANA COLLEGE	ILLINOIS
ALLEN MEMORIAL HOSPITAL	IOWA	AURORA COLLEGE	ILLINOIS
ALLEN UNIVERSITY	SOUTH CAROLINA	AUSTIN COLLEGE	TEXAS
ALLENTOWN C ST FRNCIS DE SALES	PENNSYLVANIA	AUSTIN PEAY STATE UNIVERSITY	TENNESSEE
ALLIANCE COLLEGE	PENNSYLVANIA	AUSTIN STATE JUNIOR COLLEGE	MINNESOTA
ALMA COLLEGE	MICHIGAN	AVERETT COLLEGE	VIRGINIA
ALPENA COMMUNITY COLLEGE	MICHIGAN	AVILA COLLEGE	MISSOURI
ALVERNIA COLLEGE	PENNSYLVANIA	AWARD BEAUTY SCHOOL	MARYLAND
ALVERNO COLLEGE	WISCONSIN	AZUSA PACIFIC COLLEGE	CALIFORNIA
AMARILLO COLLEGE	TEXAS	BABSON COLLEGE	MASSACHUSETTS
AMBASSADOR COLLEGE	TEXAS	BAINBRIDGE JUNIOR COLLEGE	GEORGIA
AMBASSADOR COLLEGE, PASADENA	CALIFORNIA	BAKER BUSINESS UNIVERSITY	MICHIGAN
AMERICAN ACAD OF DRAMATIC ARTS	NEW YORK	BAKER UNIVERSITY	KANSAS
AMERICAN BAPTIST COLLEGE	TENNESSEE	BAKERSFIELD COLLEGE	CALIFORNIA
AMERICAN COLLEGE OF COMMERCE	NORTH CAROLINA	BALDWIN-WALLACE COLLEGE	OHIO
AMERICAN INTERNATIONAL COLLEGE	MASSACHUSETTS	BALL STATE UNIVERSITY	INDIANA
AMERICAN RIVER COLLEGE	CALIFORNIA	BANK STREET C OF EDUCATION	NEW YORK
AMERICAN UNIVERSITY	DIST COLUMBIA	BAPTIST BIBLE C OF PA	PENNSYLVANIA
AMHERST COLLEGE	MASSACHUSETTS	BAPTIST COLLEGE AT CHARLESTON	SOUTH CAROLINA
ANCHORAGE COMMUNITY COLLEGE	ALASKA	BARD COLLEGE	NEW YORK
ANCILLA COLLEGE	INDIANA	BARNARD COLLEGE	NEW YORK
ANDERSON COLLEGE	INDIANA	BARONESS ERLANGER HOSPITAL	TENNESSEE
ANDOVER INST OF BUSINESS	MAINE	BARRINGTON COLLEGE	RHODE ISLAND
ANDOVER INST OF BUSINESS	MASSACHUSETTS	BARRY COLLEGE	FLORIDA
ANDREWS UNIVERSITY	MICHIGAN	BARTLESVILLE WESLEYAN COLLEGE	OKLAHOMA
ANGELO STATE UNIVERSITY	TEXAS	BARTON COUNTY COMM JR C	KANSAS
ANNA MARIA COLLEGE	MASSACHUSETTS	BASSIST INSTITUTE	OREGON
ANNE ARUNDEL COMMUNITY COLLEGE	MARYLAND	BATES COLLEGE	MAINE
ANNHURST COLLEGE	CONNECTICUT	BAUDER COLLEGE	CALIFORNIA
ANOKA-HENNEPIN AREA VOC TECH	MINNESOTA	BAUDER FASHION COLLEGE	FLORIDA
ANOKA-RAMSEY COMMUNITY COLLEGE	MINNESOTA	BAUDER FASHION COLLEGE	TEXAS
ANSON TECHNICAL INSTITUTE	NORTH CAROLINA	BAUDER FINISHING COLLEGE	GEORGIA
ANTELOPE VALLEY COLLEGE	CALIFORNIA	BAY COLLEGE OF MARYLAND	MARYLAND
APEX TECHNICAL SCHOOL	NEW YORK	BAY DE NOC COMMUNITY COLLEGE	MICHIGAN
APPALACHIAN STATE UNIVERSITY	NORTH CAROLINA	BAY STATE JR C OF BUS FOR WOM	MASSACHUSETTS
AQUINAS COLLEGE	MICHIGAN	BAYLOR U SCHOOL OF NURSING	TEXAS
AQUINAS INSTITUTE OF THEOLOGY	IOWA	BAYLOR UNIVERSITY	TEXAS
AQUINAS JUNIOR COLLEGE, MILTON	MASSACHUSETTS	BEAL COLLEGE	MAINE
ARGUBRIGHT BUSINESS COLLEGE	MICHIGAN	BEAUFORT COUNTY TECHNICAL INST	NORTH CAROLINA
ARIZONA AUTOMOTIVE INSTITUTE	ARIZONA	BEAVER COLLEGE	PENNSYLVANIA
ARIZONA STATE UNIVERSITY	ARIZONA	BECKER JUNIOR COLLEGE	MASSACHUSETTS
ARIZONA WESTERN COLLEGE	ARIZONA	BECKLEY COLLEGE	WEST VIRGINIA



Institution	State	Institution	State
BEE COUNTY COLLEGE	TEXAS	BRANDYWINE COLLEGE	DELAWARE
BELHAVEN COLLEGE	MISSISSIPPI	BRAZOPORT COLLEGE	TEXAS
BELLARMINE COLLEGE	KENTUCKY	BRESCIA COLLEGE	KENTUCKY
BELLEVUE COLLEGE	NEBRASKA	BREARD COLLEGE	NORTH CAROLINA
BELLEVUE COMMUNITY COLLEGE	WASHINGTON	BREARD COMMUNITY COLLEGE	FLORIDA
BELMONT ABBEY COLLEGE	NORTH CAROLINA	BRIAR CLIFF COLLEGE	IOWA
BELMONT COLLEGE	TENNESSEE	BRIARCLIFF COLLEGE	NEW YORK
BELMONT TECHNICAL COLLEGE	OHIO	BRIARCLIFFE SECRETARIAL SCHOOL	NEW YORK
BELOIT COLLEGE	WISCONSIN	BRIARWOOD COLLEGE	CONNECTICUT
BEN YOUR HAIRDRESS SCH BEALTY	NEBRASKA	BRIDGEWATER COLLEGE	VIRGINIA
BENEDICT COLLEGE	SOUTH CAROLINA	BRIDGEWATER STATE COLLEGE	MASSACHUSETTS
BENEDICTINE COLLEGE	KANSAS	BRIGHAM YOUNG UNIVERSITY	UTAH
BENNETT COLLEGE	NORTH CAROLINA	BRISTOL COMMUNITY COLLEGE	MASSACHUSETTS
BENNETT COLLEGE	NEW YORK	BROCKTON HOSPITAL	MASSACHUSETTS
BENNINGTON COLLEGE	VERMONT	BRONSON METHODIST HOSPITAL	MICHIGAN
BENTLEY COLLEGE	MASSACHUSETTS	BRONX COMMUNITY COLLEGE	NEW YORK
BEREA COLLEGE	KENTUCKY	BROOKDALE COMMUNITY COLLEGE	NEW JERSEY
BERGEN COMMUNITY COLLEGE	NEW JERSEY	BROOKLYN COLLEGE	NEW YORK
BERK TRADE SCHOOL	NEW YORK	BROOKS COLLEGE	CALIFORNIA
BERKELEY DIVINITY SCHOOL	CONNECTICUT	BROOME COMMUNITY COLLEGE	NEW YORK
BERKLEE COLLEGE OF MUSIC	MASSACHUSETTS	BROWARD COMMUNITY COLLEGE	FLORIDA
BERKSHIRE COMMUNITY COLLEGE	MASSACHUSETTS	BROWN U DIV BIOLOGICAL MED SCIS	RHODE ISLAND
BERRY COLLEGE	GEORGIA	BROWN UNIVERSITY	RHODE ISLAND
BETH RIVKAH SCHOOLS INC	NEW YORK	BRUNSWICK JUNIOR COLLEGE	GEORGIA
BETHANY BIBLE COLLEGE	CALIFORNIA	BRYANT COLLEGE	RHODE ISLAND
BETHANY COLLEGE	WEST VIRGINIA	BRYMAN SCHOOL, SACRAMENTO	CALIFORNIA
BETHANY COLLEGE	KANSAS	BRYMAN SCHOOL, SAN JOSE	CALIFORNIA
BETHANY LUTHERAN COLLEGE	MINNESOTA	BRYN MAWR COLLEGE	PENNSYLVANIA
BETHEL COLLEGE	MINNESOTA	BRYN MAWR COLLEGE GRAD SCH	PENNSYLVANIA
BETHEL COLLEGE	KANSAS	BRYN MAWR HOSPITAL SCH OF NURS	PENNSYLVANIA
BETHEL COLLEGE	INDIANA	BUCKNELL UNIVERSITY	PENNSYLVANIA
BETHEL COLLEGE MCKENZIE	TENNESSEE	BUCKS COUNTY COMMUNITY COLLEGE	PENNSYLVANIA
BETHESDA HOSPITAL, CINCINNATI	OHIO	BUENA VISTA COLLEGE	IOWA
BELLAH HEIGHTS BIBLE COLLEGE	GEORGIA	BUFFALO GENERAL HOSPITAL	NEW YORK
BEVERLY COLLEGE OF LAW	CALIFORNIA	BUNKER HILL COMMUNITY COLLEGE	MASSACHUSETTS
BIG BEND COMMUNITY COLLEGE	WASHINGTON	BURLINGTON COUNTY COLLEGE	NEW JERSEY
BILLINGS BUSINESS COLLEGE	MONTANA	BUSINESS UNIVERSITY OF TAMPA	FLORIDA
BIOLA COLLEGE	CALIFORNIA	BUTLER COUNTY COMM COLLEGE	PENNSYLVANIA
BIRMINGHAM SOUTHERN COLLEGE	ALABAMA	BUTLER COUNTY COMM JR COLLEGE	KANSAS
BISCAYNE COLLEGE	FLORIDA	BUTLER UNIVERSITY	INDIANA
BISCAYNE PARAMEDICAL INSTITUTE	FLORIDA	BUTTE COLLEGE	CALIFORNIA
BISHOP COLLEGE	TEXAS	C OF NOTRE DAME OF MARYLAND	MARYLAND
BISMARCK JUNIOR COLLEGE	NORTH DAKOTA	C W POST OF LONG ISLAND U	NEW YORK
BLACK HAWK COLLEGE EAST CAMPLS	ILLINOIS	CABRILLO COLLEGE	CALIFORNIA
BLACK HILLS STATE COLLEGE	SOUTH DAKOTA	CABRINI COLLEGE	PENNSYLVANIA
BLACKBURN COLLEGE	ILLINOIS	CALDWELL COLLEGE	NEW JERSEY
BLACKHAWK TECHNICAL INSTITUTE	WISCONSIN	CACHOON STATE COMMUNITY COL	ALABAMA
BLISS BUSINESS COLLEGE	OHIO	CALIF BAPTIST COLLEGE	CALIFORNIA
BLOOMFIELD COLLEGE	NEW JERSEY	CALIF C OF ARTS AND CRAFTS	CALIFORNIA
BLOOMSBURG STATE COLLEGE	PENNSYLVANIA	CALIF COLL OF PODIATRIC MED	CALIFORNIA
BLUE HILLS REGIONAL TECH INST	MASSACHUSETTS	CALIF COLL OF PROF PSYCHOLOGY	CALIFORNIA
BLUE MOUNTAIN COLLEGE	MISSISSIPPI	CALIF INST OF ARTS	CALIFORNIA
BLUE MOUNTAIN COMM COLLEGE	OREGON	CALIF INST OF TECHNOLOGY	CALIFORNIA
BLUEFIELD COLLEGE	VIRGINIA	CALIF LUTHERAN COLLEGE	CALIFORNIA
BLUEFIELD STATE COLLEGE	WEST VIRGINIA	CALIF MARITIME ACADEMY	CALIFORNIA
BLUFFTON COLLEGE	OHIO	CALIF POLYTECH U, POMONA	CALIFORNIA
BNAI TORAH INSTITUTE	NEW YORK	CALIF POLYTECH U, SAN LUIS OBSP	CALIFORNIA
BOARDMAN BEAUTY ACADEMY	OHIO	CALIF SCH OF PROF PSYCHOLOGY	CALIFORNIA
BOISE STATE UNIVERSITY	IDAHO	CALIF STATE BD OF ACCOUNTANCY	CALIFORNIA
BOROUGH OF MANHATTAN COMM COL	NEW YORK	CALIF STATE C, BAKERSFIELD	CALIFORNIA
BOSTON CITY HOSP, SCH OF NURS	MASSACHUSETTS	CALIF STATE C, DOMINGUEZ HILLS	CALIFORNIA
BOSTON COLLEGE	MASSACHUSETTS	CALIF STATE C, SONOMA	CALIFORNIA
BOSTON CONSERVATORY OF MUSIC	MASSACHUSETTS	CALIF STATE C, STANISLAUS	CALIFORNIA
BOSTON SCH OCCUPATIONAL THER	MASSACHUSETTS	CALIF STATE C, SAN BERNARDINO	CALIFORNIA
BOSTON STATE COLLEGE	MASSACHUSETTS	CALIF STATE U, CHICO	CALIFORNIA
BOSTON UNIVERSITY	MASSACHUSETTS	CALIF STATE U, FRESNO	CALIFORNIA
BOSTON UNIVERSITY SCH OF MED	MASSACHUSETTS	CALIF STATE U, FULLERTON	CALIFORNIA
BOWDOIN COLLEGE	MAINE	CALIF STATE U, HAYWARD	CALIFORNIA
BOWIE STATE COLLEGE	MARYLAND	CALIF STATE U, HUMBOLDT	CALIFORNIA
BRADFORD COLLEGE	MASSACHUSETTS	CALIF STATE U, LONG BEACH	CALIFORNIA
BRADLEY UNIVERSITY	ILLINOIS	CALIF STATE U, LOS ANGELES	CALIFORNIA
BRAINARD AREA VOC TECH INST	MINNESOTA	CALIF STATE U, NORTHRIDGE	CALIFORNIA

Institution	State	Institution	State
CALIF STATE L. SACRAMENTO	CALIFORNIA	CENTRAL WYOMING COLLEGE	WYOMING
CALIF STATE L. SAN DIEGO	CALIFORNIA	CENTRALIA COLLEGE	WASHINGTON
CALIF STATE L. SAN JOSE	CALIFORNIA	CENTRE COLLEGE OF KENTUCKY	KENTUCKY
CALIFORNIA STATE COLLEGE	PENNSYLVANIA	CHADRON STATE COLLEGE	NEBRASKA
CALLMET COLLEGE	INDIANA	CHAFFEY COMMUNITY COLLEGE	CALIFORNIA
CAMDEN COLNTY COLLEGE	NEW JERSEY	CHAMBERLAYNE JUNIOR COLLEGE	MASSACHUSETTS
CAMERON UNIVERSITY	OKLAHOMA	CHAMINADE COLLEGE OF HONOLULU	HAWAII
CAMPBELL COLLEGE	NORTH CAROLINA	CHAMPLAIN COLLEGE	VERMONT
CAMPBELLSVILLE COLLEGE	KENTUCKY	CHAPMAN COLLEGE	CALIFORNIA
CAMPESINOS LIBRES UNIVERSIDAD	CALIFORNIA	CHARLES COUNTY COMM COLLEGE	MARYLAND
CANISIUS COLLEGE	NEW YORK	CHARRON WILLIAMS C PARAMED DIV	FLORIDA
CANNONS INTERNATIONAL BUS COLL	HAWAII	CHARRON WILLIAMS C.F.T LALDRDIE	FLORIDA
CAPE COD COMMUNITY COLLEGE	MASSACHUSETTS	CHARRON WILLIAMS C. MIAMI	FLORIDA
CAPE FEAR TECHNICAL INSTITUTE	NORTH CAROLINA	CHATFIELD COLLEGE	OHIO
CAPITAL UNIVERSITY	OHIO	CHATHAM COLLEGE	PENNSYLVANIA
CAPITOL INST OF TECHNOLOGY	MARYLAND	CHATTANOOGA STATE TECH COMM C	TENNESSEE
CARDINAL STRITCH COLLEGE	WISCONSIN	CHEMEKETA COMMUNITY COLLEGE	OREGON
CAREER ACAD LEWIS HOTEL MTL DV	DIST. COLMBIA	CHESAPEAKE COLLEGE	MARYLAND
CAREER EDUCATIONAL INSTITUTE	PENNSYLVANIA	CHESTERFIELD MARLBORO TECH ED	SOUTH CAROLINA
CARL ALBERT JUNIOR COLLEGE	OKLAHOMA	CHESTNUT HILL COLLEGE	PENNSYLVANIA
CARLETON COLLEGE	MINNESOTA	CHESTNUT HILL HOSPITAL	PENNSYLVANIA
CARLOW COLLEGE	PENNSYLVANIA	CHEYNEY STATE COLLEGE	PENNSYLVANIA
CARNEGIE INSTITUTE	MASSACHUSETTS	CHIPOLA JUNIOR COLLEGE	FLORIDA
CARNEGIE INSTITUTE OF DETROIT	MICHIGAN	CHOWAN COLLEGE	NORTH CAROLINA
CARNEGIE MELLON UNIVERSITY	PENNSYLVANIA	CHRIST COMMUNITY HOSPITAL	ILLINOIS
CAROLINA COASTAL COMM COLLEGE	NORTH CAROLINA	CHRIST HOSPITAL, JERSEY CITY	NEW JERSEY
CARROLL COLLEGE	MONTANA	CHRISTIAN BROTHERS COLLEGE	TENNESSEE
CARROLL COLLEGE WALKESHA	WISCONSIN	CHRISTOPHER NEWPORT COLLEGE	VIRGINIA
CARSON-NEWMAN COLLEGE	TENNESSEE	CHURCHMAN BUSINESS COLLEGE	PENNSYLVANIA
CARTHAGE COLLEGE	WISCONSIN	CINCINNATI C OF MORTUARY SCI	OHIO
CASE WESTERN RESERVE UNIV	OHIO	CINCINNATI TECHNICAL COLLEGE	OHIO
CASPER COLLEGE	OHIO	CIRCLEVILLE BIBLE COLLEGE	OHIO
CATAWBA COLLEGE	WYOMING	CISCO JUNIOR COLLEGE	TEXAS
CATAWBA VALLEY TECHNICAL INST	NORTH CAROLINA	CITIZENS GENERAL HOSPITAL	PENNSYLVANIA
CATHEDRAL COLLEGE	NORTH CAROLINA	CITY COLLEGE OF SAN FRANCISCO	CALIFORNIA
CATHOLIC MEDICAL CENTER EAST	NEW YORK	CITY COLLEGE OF SEATTLE	WASHINGTON
CATHOLIC MEDICAL CTR OF BKLYN	NEW HAMPSHIRE	CLACKAMAS COMMUNITY COLLEGE	OREGON
CATHOLIC U OF PUERTO RICO	NEW YORK	CLAFIN COLLEGE	SOUTH CAROLINA
CATHOLIC UNIVERSITY OF AMERICA	PUERTO RICO	CLAREMONT MEN'S COLLEGE	CALIFORNIA
CATONSVILLE COMMUNITY COLLEGE	DIST. COLMBIA	CLARION STATE COLLEGE	PENNSYLVANIA
CAYLGA COLNTY COMM COLLEGE	MARYLAND	CLARK COLLEGE	WASHINGTON
CAZENOVIA COLLEGE	NEW YORK	CLARK UNIVERSITY	MASSACHUSETTS
CECIL COMMUNITY COLLEGE	NEW YORK	CLARKE COLLEGE	MISSISSIPPI
CECILS BUSINESS COLLEGE	MARYLAND	CLARKE COLLEGE	IOWA
CEDAR CREST COLLEGE	NORTH CAROLINA	CLARKSON COLLEGE OF TECHNOLOGY	NEW YORK
CEDARVILLE COLLEGE	PENNSYLVANIA	CLATSOP COMMUNITY COLLEGE	OREGON
CENTENARY COLLEGE FOR WOMEN	OHIO	CLAYTON JUNIOR COLLEGE	GEORGIA
CENTENARY COLLEGE OF LOUISIANA	NEW JERSEY	CLEARY COLLEGE	MICHIGAN
CENTER FOR CREATIVE STUDIES	LOUISIANA	CLEMSON UNIVERSITY	SOUTH CAROLINA
CENTER FOR EARLY EDUCATION	MICHIGAN	CLEVELAND COUNTY TECH INST	NORTH CAROLINA
CENTRAL BAPTIST COLLEGE	CALIFORNIA	CLEVELAND INSTITUTE OF ART	OHIO
CENTRAL BIBLE COLLEGE	ARKANSAS	CLEVELAND INSTITUTE OF MUSIC	OHIO
CENTRAL CAROLINA TECH INST	MISSOURI	CLEVELAND STATE UNIVERSITY	OHIO
CENTRAL CHRISTIAN C OF BIBLE	NORTH CAROLINA	CLINTON COMM C, CLINTON	IOWA
CENTRAL CITY BUSINESS INST	MISSOURI	CLINTON COMM C, PLATTSBURGH	NEW YORK
CENTRAL COLLEGE	NEW YORK	COATESVILLE HOSPITAL	PENNSYLVANIA
CENTRAL COLLEGE, MCPHERSON	IOWA	COE COLLEGE	IOWA
CENTRAL KENTUCKY AREA VOC SCH	KANSAS	COFFEYVILLE COMM JR COLLEGE	KANSAS
CENTRAL MAINE GENERAL HOSPITAL	KENTUCKY	COGSWELL COLLEGE	CALIFORNIA
CENTRAL MAINE VOC TECH INST	MAINE	COKER COLLEGE	SOUTH CAROLINA
CENTRAL METHODIST COLLEGE	MAINE	COLBY COLLEGE	MAINE
CENTRAL MICHIGAN UNIVERSITY	MISSOURI	COLBY COMMUNITY JUNIOR COLLEGE	KANSAS
CENTRAL MISSOURI STATE UNIV	MICHIGAN	COLBY-SAWYER COLLEGE	NEW HAMPSHIRE
CENTRAL OHIO TECHNICAL COLLEGE	MISSOURI	COLEGIO CESAR CHAVEZ	OREGON
CENTRAL OREGON COMM COLLEGE	OHIO	COLGATE UNIVERSITY	NEW YORK
CENTRAL STATE UNIVERSITY	OREGON	COLLEGE MISERICORDIA	PENNSYLVANIA
CENTRAL STATE UNIVERSITY	OHIO	COLLEGE OF BOCA RATON	FLORIDA
CENTRAL TECHNICAL COMM C	OKLAHOMA	COLLEGE OF CHARLESTON	SOUTH CAROLINA
CENTRAL VIRGINIA COMM COLLEGE	NEBRASKA	COLLEGE OF EASTERN UTAH	UTAH
CENTRAL WASHINGTON STATE C	VIRGINIA	COLLEGE OF GREAT FALLS	MONTANA
CENTRAL WESLEYAN COLLEGE	WASHINGTON	COLLEGE OF IDAHO	IDAHO
	SOUTH CAROLINA	COLLEGE OF LAKE COUNTY	ILLINOIS

70





Institution	State	Institution	State
DEEP SPRINGS COLLEGE	CALIFORNIA	EDGECLIFF COLLEGE	OHIO
DEFIANCE COLLEGE	OHIO	EDGEcombe TECHNICAL INSTITUTE	NORTH CAROLINA
DEKALB COMM C CENTRE	GEORGIA	EDGEWOOD COLLEGE	WISCONSIN
DEKALB COMMUNITY COLLEGE SOUTH	GEORGIA	EDINBORO STATE C. EDINBORO	PENNSYLVANIA
DEL MAR COLLEGE	TEXAS	EDISON COMMUNITY COLLEGE	FLORIDA
DELAWARE LAW SCHOOL	DELAWARE	EDISON STATE COLLEGE	OHJO
DELAWARE STATE COLLEGE	DELAWARE	EISENHOWER COLLEGE	NEW YORK
DELAWARE TECH&COMM C. NORTH	DELAWARE	ELECTRONIC TECHNOLOGY INST	OHIO
DELAWARE TECH&COMM C. SOUTH	DELAWARE	ELGIN COMMUNITY COLLEGE	ILLINOIS
DELAWARE VALLEY C SCI AND AGR	PENNSYLVANIA	ELIZABETH CITY STATE U	NORTH CAROLINA
DELOURDES COLLEGE	ILLINOIS	ELIZABETH GENERAL HOSPITAL	NEW JERSEY
DELTA COLLEGE	MICHIGAN	ELIZABETH SETON COLLEGE	NEW YORK
DENISON UNIVERSITY	OHIO	ELIZABETHTOWN COLLEGE	PENNSYLVANIA
DEPAUL UNIVERSITY	ILLINOIS	ELIZABETHTOWN COMM COLLEGE	KENTUCKY
DEPAUL UNIVERSITY	INDIANA	ELLEN CLSHING JUNIOR COLLEGE	PENNSYLVANIA
DES MOINES AREA COMM C. ANKENY	IOWA	ELLSWORTH COMMUNITY COLLEGE	IOWA
DES MOINES AREA COMM C. BOONE	IOWA	ELMHURST COLLEGE	ILLINOIS
DETROIT ENGINEERING INSTITUTE	MICHIGAN	ELMIRA COLLEGE	NEW YORK
DETROIT INST OF TECHNOLOGY	MICHIGAN	ELON COLLEGE	NORTH CAROLINA
DICKINSON COLLEGE	PENNSYLVANIA	EMANUEL COUNTY JUNIOR COLLEGE	GEORGIA
DICKINSON STATE COLLEGE	NORTH DAKOTA	EMBRY-RIDDLE AERONAUTICAL UNIV	FLORIDA
DILLARD UNIVERSITY	LOUISIANA	EMERSON COLLEGE	MASSACHUSETTS
DISTRICT ONE TECHNICAL INST	WISCONSIN	EMMANUEL COLLEGE	MASSACHUSETTS
DIVINE WORD COLLEGE	IOWA	EMORY AND HENRY COLLEGE	VIRGINIA
DOANE COLLEGE	NEBRASKA	EMORY UNIVERSITY	GEORGIA
DOMINICAN C OF SAN RAFAEL	CALIFORNIA	EMPIRE COLLEGE	CALIFORNIA
DOMINICAN COLLEGE OF BLAUVELT	NEW YORK	EMPORIA KANSAS STATE COLLEGE	KANSAS
DON BOSCO COLLEGE	NEW JERSEY	ENDICOTT.A 2-YEAR C FOR WOMEN	MASSACHUSETTS
DON BOSCO TECHNICAL INSTITUTE	CALIFORNIA	ENGLEWOOD HOSPITAL	NEW JERSEY
DORDT COLLEGE	IOWA	EPISCOPAL HOSPITAL	PENNSYLVANIA
DOVER BUSINESS COLLEGE	NEW YORK	EPISCOPAL THEOLOGICAL SCHOOL	MASSACHUSETTS
DR MARTIN LUTHER COLLEGE	MINNESOTA	ERIE COMM C. CITY CAMPUS	NEW YORK
DRAKE UNIVERSITY	IOWA	ERIE COMM C. NORTH CAMPUS	NEW YORK
DRAUGHTONS BUSINESS C MEMPHIS	TENNESSEE	ERIE COMM C. SOUTH CAMPUS	NEW YORK
DRAUGHTONS COLLEGE NASHVILLE	TENNESSEE	ERSKINE COLLEGE	SOUTH CAROLINA
DREW UNIVERSITY	NEW JERSEY	ESSEX AGRICULTURAL & TECH INST	MASSACHUSETTS
DREXEL UNIVERSITY	PENNSYLVANIA	ESSEX COMMUNITY COLLEGE	MARYLAND
DUFFS BUSINESS INSTITUTE	PENNSYLVANIA	ELGENIO MARIO DE HOSTOS COMM C	NEW YORK
DUKE UNIVERSITY	NORTH CAROLINA	ELREKA COLLEGE	ILLINOIS
DUNDALK COMMUNITY COLLEGE	MARYLAND	EVANGEL COLLEGE	MISSOURI
DUNS SCOTLS COLLEGE	MICHIGAN	EVERETT COMMUNITY COLLEGE	WASHINGTON
DUQUESNE UNIVERSITY	PENNSYLVANIA	EVERGREEN STATE COLLEGE	WASHINGTON
DLRHAM TECHNICAL INSTITUTE	NORTH CAROLINA	EVERGREEN VALLEY COLLEGE	CALIFORNIA
DUTCHESS COMMUNITY COLLEGE	NEW YORK	FAIRFIELD UNIVERSITY	CONNECTICUT
D'YOUVILLE COLLEGE	NEW YORK	FAIRLEIGH DICKINSON U.MADISON	NEW JERSEY
EAST CAROLINA UNIVERSITY	NORTH CAROLINA	FAIRLEIGH DICKINSON U. RTHRFRD	NEW JERSEY
EAST CENTRAL JR COLLEGE. UNION	MISSOURI	FAIRLEIGH DICKINSON U. TEANECK	NEW JERSEY
EAST COAST AERO TECHNICAL SCH	MASSACHUSETTS	FAIRMONT STATE COLLEGE	WEST VIRGINIA
EAST GRAND FORKS AREA VOC TECH	MINNESOTA	FARIBAULT AREA VOC TECH SCHOOL	MINNESOTA
EAST MISSISSIPPI JR COLLEGE	MISSISSIPPI	FASHION INST OF TECHNOLOGY	NEW YORK
EAST ORANGE GENERAL HOSPITAL	NEW JERSEY	FASHION INST. SAN FRANCISCO	CALIFORNIA
EAST STROUDSBLRG STATE COLLEGE	PENNSYLVANIA	FASHION INST. SHERMAN OAKS.	CALIFORNIA
EAST TENNESSEE STATE L	TENNESSEE	FALLKNER HOSPITAL	MASSACHUSETTS
EAST TEXAS STATE UNIVERSITY	TEXAS	FAYETTEVILLE STATE UNIVERSITY	NORTH CAROLINA
EASTERN ARIZONA-COLLEGE	ARIZONA	FEATHER RIVER COLLEGE	CALIFORNIA
EASTERN COLLEGE	PENNSYLVANIA	FEDERAL CITY COLLEGE	DIST COLUMBIA
EASTERN CONNECTICUT STATE COLL	CONNECTICUT	FELICIAN COLLEGE	ILLINOIS
EASTERN IDAHO VOC TECH SCHOOL	IDAHO	FELICIAN COLLEGE. LODI	NEW JERSEY
EASTERN ILLINOIS UNIVERSITY	ILLINOIS	FERGUS FALLS STATE JR COLLEGE	MINNESOTA
EASTERN KENTUCKY UNIVERSITY	KENTUCKY	FERRIS STATE COLLEGE	MICHIGAN
EASTERN MAINE VOC TECH INST	MAINE	FERRUM COLLEGE	VIRGINIA
EASTERN MENNONITE COLLEGE	VIRGINIA	FINDLAY COLLEGE	OHIO
EASTERN MICHIGAN UNIVERSITY	MICHIGAN	FINLEY HOSPITAL SCH OF NURSING	IOWA
EASTERN MONTANA COLLEGE	MONTANA	FIORIELLO H LAGUARDIA COMM C	NEW YORK
EASTERN NAZARENE COLLEGE	MASSACHUSETTS	FISHER JUNIOR COLLEGE	MASSACHUSETTS
EASTERN OREGON STATE COLLEGE	OREGON	FISK UNIVERSITY	TENNESSEE
EASTERN SHORE COMM COLLEGE	VIRGINIA	FITCHBURG STATE COLLEGE	MASSACHUSETTS
EASTERN WASHINGTON STATE C	WASHINGTON	FIVE TOWNS COLLEGE	NEW YORK
EASTERN WYOMING COLLEGE	WYOMING	FLEET SCHOOL FOR SECRETARIES	MARYLAND
EASTFIELD COLLEGE	TEXAS	FLETCHER SCH OF LAW&DIPLOMACY	MASSACHUSETTS
EASTMAN SCHOOL OF MUSIC	NEW YORK	FLORIDA A&M UNIVERSITY	FLORIDA
ECKERD COLLEGE	FLORIDA	FLORIDA ATLANTIC UNIVERSITY	FLORIDA



<i>Institution</i>	<i>State</i>	<i>Institution</i>	<i>State</i>
FLORIDA COLLEGE	FLORIDA	GLAMOUR BEAUTY ACADEMY	MINNESOTA
FLORIDA INST OF TECHNOLOGY	FLORIDA	GLENDALE COMMUNITY COLLEGE	CALIFORNIA
FLORIDA INTERNATIONAL UNIV	FLORIDA	GLENVILLE STATE COLLEGE	WEST VIRGINIA
FLORIDA JR C. JACKSONVILLE	FLORIDA	GLOUCESTER COL'NTY COLLEGE	NEW JERSEY
FLORIDA MEMORIAL COLLEGE	FLORIDA	GODDARD C EXTERNAL DEGREE PROG	VERMONT
FLORIDA SOUTHERN COLLEGE	FLORIDA	GODDARD COLLEGE	VERMONT
FLORIDA STATE UN'IVERSITY	FLORIDA	GOGEBIC COMMUNITY COLLEGE	MICHIGAN
FLORIDA TECHNOLOGICAL UNIV	FLORIDA	GOLDEN GATE UN'IVERSITY	CALIFORNIA
FLOYD JUNIOR COLLEGE	GEORGIA	GOLDEN VALLEY LUTHERAN COLLEGE	MINNESOTA
FONTBONNE COLLEGE	MISSOURI	GOLDEY BEACOM COLLEGE	DELAWARE
FORDHAM UN'IVERSITY	NEW YORK	GONZAGA UN'IVERSITY	WASHINGTON
FORSYTH SCH FOR DENTAL HYGNSTS	MASSACHUSETTS	GOOD SAMARITAN HOSPITAL	OHIO
FORSYTH TECHNICAL INSTITUTE	NORTH CAROLINA	GORDON COLLEGE	MASSACHUSETTS
FORT HAYS KANSAS STATE COLLEGE	KANSAS	GORDON JUNIOR COLLEGE	GEORGIA
FORT LAUDERDALE C OF BLS & FIN	FLORIDA	GOSHEN COLLEGE	INDIANA
FORT SANDERS PRESBYTERIAN HOSP	TENNESSEE	GOL'CHER COLLEGE	MARYLAND
FORT VALLEY STATE COLLEGE	GEORGIA	GOVERNORS STATE UN'IVERSITY	ILLINOIS
FORT WRIGHT COLLEGE	WASHINGTON	GRACE COLLEGE	INDIANA
FRAMINGHAM STATE COLLEGE	MASSACHUSETTS	GRACE HOSPITAL, DETROIT	MICHIGAN
FRAMINGHAM UNION HOSPITAL	MASSACHUSETTS	GRACELAND COLLEGE	IOWA
FRANCIS MARION COLLEGE	SOUTH CAROLINA	GRADY MEMORIAL HOSPITAL	GEORGIA
FRANCONIA COLLEGE	NEW HAMPSHIRE	GRAHM JUNIOR COLLEGE	MASSACHUSETTS
FRANKLIN AND MARSHALL COLLEGE	PENNSYLVANIA	GRAMBLING COLLEGE	LOUISIANA
FRANKLIN COLLEGE	INDIANA	GRAND CANYON COLLEGE	ARIZONA
FRANKLIN INSTITUTE OF BOSTON	MASSACHUSETTS	GRAND RAPIDS BAPTIST COLLEGE	MICHIGAN
FRANKLIN PIERCE COLLEGE	NEW HAMPSHIRE	GRAND RAPIDS JUNIOR COLLEGE	MICHIGAN
FRANKLIN PIERCE LAW CENTER	NEW HAMPSHIRE	GRAND VALLEY STATE COLLEGES	MICHIGAN
FRANKLIN UN'IVERSITY	OHIO	GRAND VIEW COLLEGE	IOWA
FREDERICK COMMUNITY COLLEGE	MARYLAND	GRANT HOSPITAL	OHIO
FREE WILL BAPTIST BIBLE C	TENNESSEE	GRAYS HARBOR COLLEGE	WASHINGTON
FREED-HARDEMAN COLLEGE	TENNESSEE	GRAYSON COUNTY COLLEGE	TEXAS
FREEMAN JUNIOR COLLEGE	SOUTH DAKOTA	GREATER HARTFORD COMM COLLEGE	CONNECTICUT
FRESNO CITY COLLEGE	CALIFORNIA	GREEN MOUNTAIN COLLEGE	VERMONT
FRIENDS UN'IVERSITY	KANSAS	GREEN RIVER COMMUNITY COLLEGE	WASHINGTON
FRIENDS WORLD COLLEGE	NEW YORK	GREENBRIER C OF OSTEOPATHY	WEST VIRGINIA
FROSTBURG STATE COLLEGE	MARYLAND	GREENFIELD COMMUNITY COLLEGE	MASSACHUSETTS
FULLERTON COLLEGE	CALIFORNIA	GREENSBORO COLLEGE	NORTH CAROLINA
FULTON MONTGOMERY COMM COLLEGE	NEW YORK	GREENVILLE COLLEGE	ILLINOIS
FURMAN UN'IVERSITY	SOUTH CAROLINA	GREENVILLE TECHNICAL COLLEGE	SOUTH CAROLINA
GADSDEN STATE JUNIOR COLLEGE	ALABAMA	GRINNELL COLLEGE	IOWA
GAINESVILLE JUNIOR COLLEGE	GEORGIA	GROSSMONT COLLEGE	CALIFORNIA
GALLAUDET COLLEGE	DIST COLUMBIA	GROVE CITY COLLEGE	PENNSYLVANIA
GANNON COLLEGE	PENNSYLVANIA	GUILFORD COLLEGE	NORTH CAROLINA
GARDEN CITY COMMUNITY COLLEGE	KANSAS	GUILFORD TECHNICAL INSTITUTE	NORTH CAROLINA
GARDNER-WEBB COLLEGE	NORTH CAROLINA	GULF COAST BIBLE COLLEGE	TEXAS
GARLAND JUNIOR COLLEGE	MASSACHUSETTS	GULF COAST COMMUNITY COLLEGE	FLORIDA
GARRETT COMMUNITY COLLEGE	MARYLAND	GUSTAVUS ADOLPHUS COLLEGE	MINNESOTA
GATEWAY TECHNICAL INSTITUTE	WISCONSIN	GWYNEDD MERCY COLLEGE	PENNSYLVANIA
GAVILAN COLLEGE	CALIFORNIA	HAGERSTOWN BUSINESS COLLEGE	MARYLAND
GENERAL MOTORS INSTITUTE	MICHIGAN	HAGERSTOWN JUNIOR COLLEGE	MARYLAND
GENERAL THEOLOGICAL SEMINARY	NEW YORK	HAHNEMANN MED C & HOSPITAL	PENNSYLVANIA
GENESEE COMM C. BATAVIA	NEW YORK	HAHNEMANN MED C ALLD HLTH PROF	PENNSYLVANIA
GENEVA COLLEGE	PENNSYLVANIA	HALL SCHOOL OF NURSING	GEORGIA
GEORGE C WALLACE COMM C.DOTHAN	ALABAMA	HAMLIN UNIVERSITY	MINNESOTA
GEORGE C WALLACE COMM C.SELMA	ALABAMA	HAMMEL ACTUAL BUSINESS COLLEGE	OHIO
GEORGE FOX COLLEGE	OREGON	HAMPDEN-SYDNEY COLLEGE	VIRGINIA
GEORGE MASON UN'IVERSITY	VIRGINIA	HAMPSHIRE COLLEGE	MASSACHUSETTS
GEORGE PEABODY C FOR TEACHERS	TENNESSEE	HAMPTON INSTITUTE	VIRGINIA
GEORGE PEABODY C. GRADUATE SCH	TENNESSEE	HANOVER COLLEGE	INDIANA
GEORGE WASHINGTON U	DIST COLUMBIA	HARCUM JUNIOR COLLEGE	PENNSYLVANIA
GEORGE WILLIAMS COLLEGE	ILLINOIS	HARDIN-SIMMONS UNIVERSITY	TEXAS
GEORGETOWN COLLEGE	KENTUCKY	HARDING COLLEGE	ARKANSAS
GEORGETOWN U SCHOOL MEDICINE	DIST COLUMBIA	HARFORD COMMUNITY COLLEGE	MARYLAND
GEORGETOWN UN'IVERSITY	DIST COLUMBIA	HARLEM HOSP CTR SCH OF NURSING	NEW YORK
GEORGIA BAPTIST HOSPITAL	GEORGIA	HARRIMAN COLLEGE	NEW YORK
GEORGIA INST OF TECHNOLOGY	GEORGIA	HARRIS TEACHERS COLLEGE	MISSOURI
GEORGIA SOUTHERN COLLEGE	GEORGIA	HARRISBURG AREA COMM COLLEGE	PENNSYLVANIA
GEORGIA SOUTHWESTERN COLLEGE	GEORGIA	HARTFORD COLLEGE FOR WOMEN	CONNECTICUT
GEORGIA STATE UN'IVERSITY	GEORGIA	HARTNELL COLLEGE	CALIFORNIA
GEORGIAN COURT COLLEGE	NEW JERSEY	HARTWICK COLLEGE	NEW YORK
GERMANNA COMMUNITY COLLEGE	VIRGINIA	HARVARD UN'IVERSITY	MASSACHUSETTS
GETTYSBURG COLLEGE	PENNSYLVANIA	HARVEY MUDD COLLEGE	CALIFORNIA

Institution	State	Institution	State
HASTINGS COLLEGE	NEBRASKA	INCARNATE WORD COLLEGE	TEXAS
HAVERFORD COLLEGE	PENNSYLVANIA	INDEPENDENCE COMM JR COLLEGE	KANSAS
HAWAII COMMUNITY COLLEGE, HILO	HAWAII	INDIAN HILLS COMM C, CNTRVILLE	IOWA
HAWAII LOA COLLEGE	HAWAII	INDIAN HILLS COMM C, OTTUMWA	IOWA
HAWAII PACIFIC COLLEGE	HAWAII	INDIAN RIVER COMMUNITY COLLEGE	FLORIDA
HAWKEYE INST OF TECHNOLOGY	IOWA	INDIANA CENTRAL UNIVERSITY	INDIANA
HAYWOOD TECHNICAL INSTITUTE	NORTH CAROLINA	INDIANA INST OF TECHNOLOGY	INDIANA
HAZARD COMMUNITY COLLEGE	KENTUCKY	INDIANA STATE U, EVANSVILLE	INDIANA
HEBREW THEOLOGICAL COLLEGE	ILLINOIS	INDIANA STATE U, TERRE HAUTE	INDIANA
HEBREW UNION C, LOS ANGELES	CALIFORNIA	INDIANA U OF PENNSYLVANIA	PENNSYLVANIA
HEBREW UNION COLLEGE NEW YORK	NEW YORK	INDIANA U SCHOOL OF MEDICINE	INDIANA
HEFFLEY & BROWNE SECRTIAL SCH	NEW YORK	INDIANA U-PURDUE U, INDNPLS	INDIANA
HEIDELBERG COLLEGE	OHIO	INDIANA U, BLOOMINGTON	INDIANA
HELLENIC COLLEGE	MASSACHUSETTS	INDIANA U, EAST	INDIANA
HENDERSON COMMUNITY COLLEGE	KENTUCKY	INDIANA U, FORT WAYNE	INDIANA
HENDERSON COUNTY JR COLLEGE	TEXAS	INDIANA U, KOKOMO	INDIANA
HENDERSON STATE UNIVERSITY	ARKANSAS	INDIANA U, NORTHWEST	INDIANA
HENDRIX COLLEGE	ARKANSAS	INDIANA U, SOUTH BEND	INDIANA
HENRY FORD COMMUNITY COLLEGE	MICHIGAN	INDIANA U, SOUTHEAST	INDIANA
HERKIMER COUNTY COMMUNITY C	NEW YORK	INDIANA VOC TECH C,INDNPLS	INDIANA
HESSER COLLEGE	NEW HAMPSHIRE	INDIANHEAD TECH INST,NEW RICH	WISCONSIN
HESSTON COLLEGE	KANSAS	INDIANHEAD TECH INST,SUPERIOR	WISCONSIN
HI LINE BEAUTY SCHOOL	WASHINGTON	INST OF COMPUTER TECHNOLOGY	MICHIGAN
HIBBING COMMUNITY COLLEGE	MINNESOTA	INST OF METROLOGY INSTRUMENT	NEW JERSEY
HIGH POINT COLLEGE	NORTH CAROLINA	INSTITUTE OF COMPUTER MANAGMT	PENNSYLVANIA
HIGHLAND COMMUNITY COLLEGE	ILLINOIS	INTER AMER U OF PR,SAN GERMAN	PUERTO RICO
HIGHLAND PARK COLLEGE	MICHIGAN	INTERBORO INSTITUTE	NEW YORK
HIGHLINE COMMUNITY COLLEGE	WASHINGTON	INTERNATIONAL FINE ARTS COLL	FLORIDA
HILBERT COLLEGE	NEW YORK	INTERNATIONAL JR C OF BUSINESS	INDIANA
HILL JUNIOR COLLEGE	TEXAS	INVER HILLS COMMUNITY COLLEGE	MINNESOTA
HILLSDALE COLLEGE	MICHIGAN	IOWA CENTRAL COMM C, WEBSTER	IOWA
HIRAM COLLEGE	OHIO	IOWA CENTRAL COMM C,FORT DODGE	IOWA
HIWASSEE COLLEGE	TENNESSEE	IOWA LAKES COMM C, EMMETTSBURG	IOWA
HOBART COLLEGE	NEW YORK	IOWA LAKES COMM C, ESTHERVILLE	IOWA
HOCKING TECHNICAL COLLEGE	OHIO	IOWA STATE U OF SCIENCE & TECH	IOWA
HOFSTRA UNIVERSITY	NEW YORK	IOWA WESLEYAN COLLEGE	IOWA
HOLLINS COLLEGE	VIRGINIA	IOWA WESTERN COMM C,CLARINDA	IOWA
HOLY APOSTLES COLLEGE	CONNECTICUT	IOWA WESTERN COMM C,COUNCIL BL	IOWA
HOLY CROSS JUNIOR COLLEGE	INDIANA	ISOTHERMAL COMMUNITY COLLEGE	NORTH CAROLINA
HOLY FAMILY COLLEGE	PENNSYLVANIA	ITASCA STATE JUNIOR COLLEGE	MINNESOTA
HOLY NAMES COLLEGE	CALIFORNIA	ITHACA COLLEGE	NEW YORK
HOLY REDEEMER COLLEGE	WISCONSIN	IVY SCHOOL OF PROFESSIONAL ART	PENNSYLVANIA
HOLYOKE COMMUNITY COLLEGE	MASSACHUSETTS	J SARGEANT REYNOLDS COMM C	VIRGINIA
HOLYOKE HOSPITAL	MASSACHUSETTS	JACKSON MEMORIAL HOSPITAL	FLORIDA
HONOLULU COMMUNITY COLLEGE	HAWAII	JACKSON STATE UNIVERSITY	MISSISSIPPI
HOOD COLLEGE	MARYLAND	JACKSONVILLE STATE UNIVERSITY	ALABAMA
HOPKINSVILLE COMMUNITY COLLEGE	KENTUCKY	JACKSONVILLE UNIVERSITY	FLORIDA
HORRY GEORGETOWN TECH EDUC CTR	SOUTH CAROLINA	JAMESTOWN BUSINESS COLLEGE	NEW YORK
HOUGHTON COLLEGE	NEW YORK	JAMESTOWN COLLEGE	NORTH DAKOTA
HOUGHTON COLLEGE, BUFFALO	NEW YORK	JAMESTOWN COMMUNITY COLLEGE	NEW YORK
HOUSATONIC COMMUNITY COLLEGE	CONNECTICUT	JEFFERSON COLLEGE	NORTH CAROLINA
HOUSTON BAPTIST UNIVERSITY	TEXAS	JEFFERSON COMMUNITY COLLEGE	NEW YORK
HOWARD COMMUNITY COLLEGE	MARYLAND	JEFFERSON COMMUNITY COLLEGE	KENTUCKY
HOWARD PAYNE COLLEGE	TEXAS	JEFFERSON STATE JUNIOR COLLEGE	ALABAMA
HOWARD UNIVERSITY	DIST COLUMBIA	JEFFERSON STATE VOC TECH SCH	KENTUCKY
HUDSON VALLEY COMM COLLEGE	NEW YORK	JENNIE EDMUNDSON HOŞP SCH NRSG	IOWA
HUMPHREYS COLLEGE	CALIFORNIA	JERSEY CITY STATE COLLEGE	NEW JERSEY
HUNTINGDON COLLEGE	ALABAMA	JEWISH HOSPITAL&MEDICAL CENTER	NEW YORK
HUNTINGTON COLLEGE	INDIANA	JEWISH THEOLOGICAL SEM AMERICA	NEW YORK
HURON COLLEGE	SOUTH DAKOTA	JOHN BROWN UNIVERSITY	ARKANSAS
HUSSON COLLEGE	MAINE	JOHN CARROLL UNIVERSITY	OHIO
HUSTON-TILLOTSON COLLEGE	TEXAS	JOHN F KENNEDY COLLEGE	MAINE
IDAHO STATE UNIVERSITY	IDAHO	JOHN TYLER COMMUNITY COLLEGE	VIRGINIA
ILIFF SCHOOL OF THEOLOGY	COLORADO	JOHN WESLEY COLLEGE	NORTH CAROLINA
ILLINOIS COLLEGE	ILLINOIS	JOHN WESLEY COLLEGE	MICHIGAN
ILLINOIS BENEDICTINE COLLEGE	ILLINOIS	JOHN WOOD COMMUNITY COLLEGE	ILLINOIS
ILLINOIS COLLEGE OF PODIATRY	ILLINOIS	JOHNS HOPKINS SCH HYG&PUB HLTH	MARYLAND
ILLINOIS VALLEY COMMUNITY COLL	ILLINOIS	JOHNS HOPKINS U	MARYLAND
ILLINOIS WESLEYAN UNIVERSITY	ILLINOIS	JOHNS HOPKINS U EVENTING C	MARYLAND
IMMACULATA COLLEGE	PENNSYLVANIA	JOHNS HOPKINS U SCH HEALTH SER	MARYLAND
IMMACULATE CONCEPTION SEMINARY	NEW JERSEY	JOHNS HOPKINS U, ADV STUDIES	DIST COLUMBIA
IMMACULATE HEART COLLEGE	CALIFORNIA	JOHNSON AND WALES COLLEGE	RHODE ISLAND



Institution

State

Institution

State

JOHNSON COLNTY COMM JR COLL  
 JOHNSON STATE COLLEGE  
 JOHNSTON TECHNICAL INSTLTUTE  
 JOHNSTON WILLIS HOSPITAL  
 JOINT PROJECT FOR THEOL EDLC  
 JONES COLNTY JUNIOR COLLEGE  
 JORDAN COLLEGE  
 JUDSON BAPTIST COLLEGE  
 JUDSON COLLEGE  
 JUDSON COLLEGE MARION  
 JULLIARD SCHOOL  
 JUNEAL DOLGLAS COMMUNITY COLLE  
 JUNIATA COLLEGE  
 JUNIOR COLLEGE OF ALBANY  
 KALAMAZOO VALLEY COMM COLLEGE  
 KANSAS CITY ART INSTLTUTE  
 KANSAS CITY KANSAS COMM JR COL  
 KANSAS NEWMAN COLLEGE  
 KANSAS WESLEYAN  
 KAPIOLANI COMMUNITY COLLEGE  
 KATHERINE GIBBS SCHOOL  
 KATHERINE GIBBS SCHOOL  
 KATHERINE GIBBS SCHOOL  
 KALAJ COMMUNITY COLLEGE  
 KAY PARDOLLS BEAUTY COLLEGE  
 KEAN COLLEGE OF NEW JERSEY  
 KEARNEY STATE COLLEGE  
 KEENE STATE COLLEGE  
 KELLOGG COMMUNITY COLLEGE  
 KEMPER MILITARY SCHOOL & COLLEGE  
 KENDALL COLLEGE  
 KENNEBEC VALLEY VOC TECH INST  
 KENNEDY-KING COLLEGE  
 KENNESAW JUNIOR COLLEGE  
 KENT STATE UNIVERSITY.KENT  
 KENT STATE UNIVERSITY.TRLMBULL  
 KENTUCKY BUSINESS COLLEGE  
 KENTUCKY STATE UNIVERSITY  
 KENTUCKY WESLEYAN COLLEGE  
 KETCHIKAN COMMUNITY COLLEGE  
 KEUKA COLLEGE  
 KILGORE COLLEGE  
 KING COLLEGE  
 KING'S COLLEGE  
 KINGS COLLEGE  
 KIRTLAND COMMUNITY COLLEGE  
 KISHWALKEE COLLEGE  
 KNOX COLLEGE  
 KNOXVILLE COLLEGE  
 KUTZTOWN STATE COLLEGE  
 LA GRANGE COLLEGE  
 LA ROCHE COLLEGE  
 LA SALLE COLLEGE  
 LA VERNE COLLEGE  
 LABORATORY INST MERCHANDISING  
 LACKAWANNA JUNIOR COLLEGE  
 LADYCLIFF COLLEGE  
 LAFAYETTE COLLEGE  
 LAKE CITY COMMUNITY COLLEGE  
 LAKE ERIE COLLEGE  
 LAKE FOREST COLLEGE  
 LAKE MICHIGAN COLLEGE  
 LAKE SUMTER COMMUNITY COLLEGE  
 LAKE SUPERIOR STATE COLLEGE  
 LAKE TAHOE COMMUNITY COLLEGE  
 LAKELAND BUSINESS INSTITUTE  
 LAKELAND COLLEGE  
 LAKESHORE TECHNICAL INSTITUTE  
 LAMAR COMMUNITY COLLEGE  
 LAMAR UNIVERSITY  
 LAMBUTH COLLEGE  
 LANCASTER BIBLE COLLEGE

KANSAS  
 VERMONT  
 NORTH CAROLINA  
 VIRGINIA  
 MISSOURI  
 MISSISSIPPI  
 MICHIGAN  
 OREGON  
 ILLINOIS  
 ALABAMA  
 NEW YORK  
 ALASKA  
 PENNSYLVANIA  
 NEW YORK  
 MICHIGAN  
 MISSOURI  
 KANSAS  
 KANSAS  
 KANSAS  
 HAWAII  
 NEW YORK  
 MASSACHUSETTS  
 RHODE ISLAND  
 HAWAII  
 NEW MEXICO  
 NEW JERSEY  
 NEBRASKA  
 NEW HAMPSHIRE  
 MICHIGAN  
 MISSOURI  
 ILLINOIS  
 MAINE  
 ILLINOIS  
 GEORGIA  
 OHIO  
 OHIO  
 KENTUCKY  
 KENTUCKY  
 KENTUCKY  
 ALASKA  
 NEW YORK  
 TEXAS  
 TENNESSEE  
 NEW YORK  
 PENNSYLVANIA  
 MICHIGAN  
 ILLINOIS  
 ILLINOIS  
 TENNESSEE  
 PENNSYLVANIA  
 GEORGIA  
 PENNSYLVANIA  
 PENNSYLVANIA  
 CALIFORNIA  
 NEW YORK  
 PENNSYLVANIA  
 NEW YORK  
 PENNSYLVANIA  
 FLORIDA  
 OHIO  
 ILLINOIS  
 MICHIGAN  
 FLORIDA  
 MICHIGAN  
 CALIFORNIA  
 FLORIDA  
 WISCONSIN  
 WISCONSIN  
 COLORADO  
 TEXAS  
 TENNESSEE  
 PENNSYLVANIA

LANDER COLLEGE  
 LANE COLLEGE  
 LANE COMMUNITY COLLEGE  
 LANGSTON UNIVERSITY  
 LANKENAU HOSPITAL  
 LANSING COMMUNITY COLLEGE  
 LARAMIE COUNTY COMM COLLEGE  
 LAWRENCE INST OF TECHNOLOGY  
 LAWRENCE MEMORIAL HOSP OF MED  
 LAWRENCE UNIVERSITY  
 LAWSON STATE COMMUNITY COLLEGE  
 LE MOYNE COLLEGE  
 LEBANON VALLEY COLLEGE  
 LEE COLLEGE  
 LEE COLLEGE. BAYTOWN  
 LEES JUNIOR COLLEGE  
 LEES-MCRAE COLLEGE  
 LEEWARD COMMUNITY COLLEGE  
 LEHIGH COUNTY COMM COLLEGE  
 LEHIGH UNIVERSITY  
 LEICESTER JUNIOR COLLEGE  
 LENOIR COMMUNITY COLLEGE  
 LENOIR COLLEGE  
 LETOURNEAU COLLEGE  
 LEWIS AND CLARK COLLEGE  
 LEWIS UNIVERSITY  
 LEWIS-CLARK STATE COLLEGE  
 LEXINGTON TECHNICAL INSTITUTE  
 LIBERTY BAPTIST COLLEGE  
 LIMA TECHNICAL COLLEGE  
 LIMESTONE COLLEGE  
 LINCOLN CHRISTIAN COLLEGE  
 LINCOLN COLLEGE  
 LINCOLN LAND COMMUNITY COLLEGE  
 LINCOLN TECHNICAL INSTITUTE  
 LINCOLN U. JEFFERSON CITY  
 LINCOLN UNIVERSITY  
 LINDENWOOD COLLEGES  
 LINDSEY WILSON COLLEGE  
 LINFIELD COLLEGE  
 LINN BENTON COMMUNITY COLLEGE  
 LIVINGSTON UNIVERSITY  
 LIVINGSTONE COLLEGE  
 LOCK HAVEN STATE COLLEGE  
 LOCKYEAR BUSINESS COLLEGE  
 LOGAN C OF CHIROPRACTIC  
 LOMA LINDA U SCH OF MEDICINE  
 LOMA LINDA U. LA SIERRA  
 LOMA LINDA U. LOMA LINDA  
 LON MORRIS COLLEGE  
 LONG ISLAND U. BROOKLYN CENTER  
 LONGWOOD COLLEGE  
 LONGY SCHOOL OF MUSIC  
 LORAIN COUNTY COMM COLLEGE  
 LORAS COLLEGE  
 LORD FAIRFAX COMMUNITY COLLEGE  
 LORETTO HEIGHTS COLLEGE  
 LOS ANGELES BAPTIST COLLEGE  
 LOS ANGELES C OF OPTOMETRY  
 LOS ANGELES VALLEY COLLEGE  
 LOS MEDANOS COLLEGE  
 LOUIS WARE SCHOLARSHIP PROGRAM  
 LOUISBURG COLLEGE  
 LOUISE SALINGER ACAD FASHION  
 LOUISIANA COLLEGE  
 LOUISIANA TECH UNIVERSITY  
 LOWER COLUMBIA COLLEGE  
 LOYOLA COLLEGE  
 LOYOLA MARYMOUNT UNIVERSITY  
 LOYOLA U. NILES COLLEGE  
 LOYOLA UNIVERSITY OF CHICAGO  
 LUBBOCK CHRISTIAN COLLEGE

SOUTH CAROLINA  
 TENNESSEE  
 OREGON  
 OKLAHOMA  
 PENNSYLVANIA  
 MICHIGAN  
 WYOMING  
 MICHIGAN  
 MASSACHUSETTS  
 WISCONSIN  
 ALABAMA  
 NEW YORK  
 PENNSYLVANIA  
 TENNESSEE  
 TEXAS  
 KENTUCKY  
 NORTH CAROLINA  
 HAWAII  
 PENNSYLVANIA  
 PENNSYLVANIA  
 MASSACHUSETTS  
 NORTH CAROLINA  
 MASSACHUSETTS  
 TEXAS  
 OREGON  
 ILLINOIS  
 IDAHO  
 KENTUCKY  
 VIRGINIA  
 OHIO  
 SOUTH CAROLINA  
 ILLINOIS  
 ILLINOIS  
 ILLINOIS  
 NEW JERSEY  
 MISSOURI  
 PENNSYLVANIA  
 MISSOURI  
 KENTUCKY  
 OREGON  
 OREGON  
 ALABAMA  
 NORTH CAROLINA  
 PENNSYLVANIA  
 INDIANA  
 MISSOURI  
 CALIFORNIA  
 CALIFORNIA  
 CALIFORNIA  
 TEXAS  
 NEW YORK  
 VIRGINIA  
 MASSACHUSETTS  
 OHIO  
 IOWA  
 VIRGINIA  
 COLORADO  
 CALIFORNIA  
 CALIFORNIA  
 CALIFORNIA  
 CALIFORNIA  
 ILLINOIS  
 NORTH CAROLINA  
 CALIFORNIA  
 LOUISIANA  
 LOUISIANA  
 WASHINGTON  
 MARYLAND  
 CALIFORNIA  
 ILLINOIS  
 ILLINOIS  
 TEXAS

Institution	State	Institution	State
LUTHER C OF BIBLE & LIB ARTS	NEW JERSEY	MASSACHUSETTS C OF ART	MASSACHUSETTS
LUTHER COLLEGE	IOWA	MASSACHUSETTS C OF PHARMACY	MASSACHUSETTS
LUTHER RICE COLLEGE	VIRGINIA	MASSACHUSETTS INST OF TECH	MASSACHUSETTS
LUTHERAN DEACONESS HOSP SCHOOL	MINNESOTA	MASSACHUSETTS MARITIME ACADEMY	MASSACHUSETTS
LUTHERAN THEOLOGICAL SEMINARY	NEW YORK	MATTATUCK COMMUNITY COLLEGE	CONNECTICUT
LUZERNE COUNTY COMM COLLEGE	PENNSYLVANIA	MAUI COMMUNITY COLLEGE	HAWAII
LYCOMING COLLEGE	PENNSYLVANIA	MAYFAIR COLLEGE	ILLINOIS
LYLES COLLEGES OF BEAUTY	CALIFORNIA	MAYLAND TECHNICAL INSTITUTE	NORTH CAROLINA
LYNCHBURG COLLEGE	VIRGINIA	MAYSVILLE COMMUNITY COLLEGE	KENTUCKY
LYNDON STATE COLLEGE	VERMONT	MAYVILLE STATE COLLEGE	NORTH DAKOTA
LYONS EDUCATIONAL CENTER. HACK	NEW JERSEY	MCCORMICK THEOLOGICAL SEMINARY	ILLINOIS
LYONS EDUCATIONAL CENTER. NWRK	NEW JERSEY	MCINTOSH JUNIOR COLLEGE	NEW HAMPSHIRE
LYONS INSTITUTE	NEW JERSEY	MCKENDREE COLLEGE	ILLINOIS
LYONS TECHNICAL INSTITUTE	PENNSYLVANIA	MCLENNAN COMMUNITY COLLEGE	TEXAS
MACALESTER COLLEGE	MINNESOTA	MCNEESE STATE UNIVERSITY	LOUISIANA
MACCORMAC JUNIOR COLLEGE	ILLINOIS	MCPHERSON COLLEGE	KANSAS
MACMURRAY COLLEGE	ILLINOIS	MEDGAR EVERS COLLEGE	NEW YORK
MACOMB COUNTY COMM COL - MAIN	MICHIGAN	MEDICAL COLL OF PENNSYLVANIA	PENNSYLVANIA
MACOMB COUNTY COMM COL - SOUTH	MICHIGAN	MEDICAL COLLEGE OF GEORGIA	GEORGIA
MACON JUNIOR COLLEGE	GEORGIA	MEDICAL INSTITUTE OF MINNESOTA	MINNESOTA
MADISON COLLEGE	VIRGINIA	MEMORIAL HOSP OF ROXBOROUGH	PENNSYLVANIA
MADISONVILLE COMMUNITY COLLEGE	KENTUCKY	MEMORIAL HOSPITAL. EASTON	MARYLAND
MADONNA COLLEGE	MICHIGAN	MEMPHIS ACADEMY OF ARTS	TENNESSEE
MAGDALEN COLLEGE	NEW HAMPSHIRE	MENDOCINO COLLEGE	CALIFORNIA
MAHARISHI INTERNATIONAL U	IOWA	MENLO COLLEGE	CALIFORNIA
MAINE MARITIME ACADEMY	MAINE	MERCER COUNTY COMM C	NEW JERSEY
MAISON DE PARIS BEAUTY COLLEGE	NORTH CAROLINA	MERCER MED CTR SCHL OF NURSING	GEORGIA
MALDEN HOSPITAL	MASSACHUSETTS	MERCER U. ATLANTA	GEORGIA
MALLINCKRODT COLLEGE	ILLINOIS	MERCER U. MACON	GEORGIA
MALONE COLLEGE	OHIO	MERCER U. SOUTHERN SCH PHARM	GEORGIA
MANATEE JUNIOR COLLEGE	FLORIDA	MERCY CENTRAL SCH OF NURSING	MICHIGAN
MANCHESTER COLLEGE	INDIANA	MERCY COLLEGE	NEW YORK
MANCHESTER COMMUNITY COLLEGE	CONNECTICUT	MERCY COLLEGE OF DETROIT	MICHIGAN
MANHATTAN COLLEGE	NEW YORK	MERCY HOSPITAL. ALTOONA	PENNSYLVANIA
MANHATTAN SCHOOL OF MUSIC	NEW YORK	MERCY HOSPITAL. DES MOINES	IOWA
MANHATTANVILLE COLLEGE	NEW YORK	MERCY HOSPITAL. PITTSBURGH	PENNSYLVANIA
MANKATO STATE UNIVERSITY	MINNESOTA	MERCY HOSPITAL. SCRANTON	PENNSYLVANIA
MANOR JUNIOR COLLEGE	PENNSYLVANIA	MERCY MED CENTER SCH NURSING	WISCONSIN
MANSFIELD BEAUTY ACADEMY	MAINE	MERCYHURST COLLEGE	PENNSYLVANIA
MANSFIELD BEAUTY COLLEGE	OHIO	MEREDITH COLLEGE	NORTH CAROLINA
MANSFIELD STATE COLLEGE	PENNSYLVANIA	MEREDITH MANOR	WEST VIRGINIA
MARLE WOODS COMMUNITY COLLEGE	MISSOURI	MERIT C OF COURT REPORTING	CALIFORNIA
MARIA COLLEGE OF ALBANY	NEW YORK	MERRILL PALMER INSTITUTE	MICHIGAN
MARIA REGINA COLLEGE	NEW YORK	MERRIMACK COLLEGE	MASSACHUSETTS
MARIAN COLLEGE	INDIANA	MESA STATE COLLEGE	COLORADO
MARIAN COLLEGE OF FOND DU LAC	WISCONSIN	MESABI COMMUNITY COLLEGE	MINNESOTA
MARIETTA COLLEGE	OHIO	MESSIAH COLLEGE	PENNSYLVANIA
MARION COLLEGE. MARION	INDIANA	METHODIST COLLEGE	NORTH CAROLINA
MARION COUNTY TECHNICAL INST	OHIO	METRO TECH COMM C. FT OMAHA CMP	NEBRASKA
MARIST COLLEGE	NEW YORK	METRO TECH COMM C. SOUTHWEST CMP	NEBRASKA
MARLBORO COLLEGE	VERMONT	MIAMI DADE COMM C DOWNTOWN	FLORIDA
MARQUETTE UNIVERSITY	WISCONSIN	MIAMI DADE COMM C NORTH	FLORIDA
MARS HILL COLLEGE	NORTH CAROLINA	MIAMI JACOBS JR C OF BUSINESS	OHIO
MARSHALL UNIVERSITY	WEST VIRGINIA	MIAMI UNIVERSITY. OXFORD	OHIO
MARSHALLTOWN COMMUNITY COLLEGE	IOWA	MIAMI DADE COMM C SOUTH	FLORIDA
MARSHALLTOWN COMMUNITY SCH NUR	IOWA	MICHAEL OWENS TECHNICAL COLL	OHIO
MARY BALDWIN COLLEGE	VIRGINIA	MICHIANA COLLEGE OF COMMERCE	INDIANA
MARY HARDIN-BAYLOR COLLEGE	TEXAS	MICHIGAN CHRISTIAN JR COLLEGE	MICHIGAN
MARY LANNING-MEMORIAL HOSPITAL	NEBRASKA	MICHIGAN STATE UNIVERSITY	MICHIGAN
MARY WASHINGTON COLLEGE	VIRGINIA	MICHIGAN TECHNOLOGICAL U	MICHIGAN
MARYWEST COLLEGE	IOWA	MID MICHIGAN COMMUNITY COLLEGE	MICHIGAN
MARYGROVE COLLEGE	MICHIGAN	MID STATE TECH INST. WISC RPDS	WISCONSIN
MARYLAND INST COLLEGE OF ART	MARYLAND	MID-AMERICA NAZARENE COLLEGE	KANSAS
MARYMOUNT COLLEGE	KANSAS	MIDDLE GEORGIA COLLEGE	GEORGIA
MARYMOUNT COLLEGE	NEW YORK	MIDDLEBURY COLLEGE	VERMONT
MARYMOUNT COLLEGE OF VIRGINIA	VIRGINIA	MIDDLESEX COMM C. MIDDLETOWN	CONNECTICUT
MARYMOUNT MANHATTAN COLLEGE	NEW YORK	MIDDLESEX COMMUNITY COLLEGE	MASSACHUSETTS
MARYMOUNT PALOS VERDES C	CALIFORNIA	MIDDLESEX COUNTY COLLEGE	NEW JERSEY
MARYVILLE COLLEGE	TENNESSEE	MIDLAND LUTHERAN COLLEGE	NEBRASKA
MARYVILLE COLLEGE	MISSOURI	MIDWESTERN STATE UNIVERSITY	TEXAS
MARYWOOD COLLEGE	PENNSYLVANIA	MILES COLLEGE	ALABAMA
MASSACHUSETTS BAY COMM C	MASSACHUSETTS	MILES COMMUNITY COLLEGE	MONTANA

<i>Institution</i>	<i>State</i>	<i>Institution</i>	<i>State</i>
MILLARD FILLMORE HOSPITAL	NEW YORK	MOUNT VERNON COLLEGE	DIST COLUMBIA
MILLERSVILLE STATE COLLEGE	PENNSYLVANIA	MOUNT VERNON NAZARENE COLLEGE	OHIO
MILLIGAN COLLEGE	TENNESSEE	MOUNT WACHUSETT COMM COLLEGE	MASSACHUSETTS
MILLIKIN UNIVERSITY	ILLINOIS	MOUNTAIN VIEW COLLEGE	TEXAS
MILLS COLLEGE	CALIFORNIA	MUHLENBERG COLLEGE	PENNSYLVANIA
MILLSAPS COLLEGE	MISSISSIPPI	MURRAY STATE UNIVERSITY	KENTUCKY
MILTON COLLEGE	WISCONSIN	MUSEUM ART SCHOOL	OREGON
MILWAUKEE SCH OF ENGINEERING	WISCONSIN	MUSKOGON BUSINESS COLLEGE	MICHIGAN
MINNEAPOLIS C OF ART DESIGN	MINNESOTA	MUSKOGON COMMUNITY COLLEGE	MICHIGAN
MINNESOTA BIBLE COLLEGE	MINNESOTA	MUSKINGUM AREA TECHNICAL COLL	OHIO
MISSISSIPPI COLLEGE	MISSISSIPPI	NASH TECHNICAL INSTITUTE	NORTH CAROLINA
MISSISSIPPI GULF COAST JR C	MISSISSIPPI	NASSON COLLEGE	MAINE
MISSISSIPPI INDUSTRIAL COLLEGE	MISSISSIPPI	NATHANIEL HAWTHORNE COLLEGE	NEW HAMPSHIRE
MISSISSIPPI STATE UNIV	MISSISSIPPI	NATIONAL C OF CHIROPRACTIC	ILLINOIS
MISSISSIPPI U FOR WOMEN	MISSISSIPPI	NATIONAL C OF EDUC. EVANSTON	ILLINOIS
MISSOURI INST OF TECHNOLOGY	MISSOURI	NATIONAL C OF EDUC. URBAN CMPS	ILLINOIS
MISSOURI VALLEY COLLEGE	MISSOURI	NATIONAL COLLEGE OF BUSINESS	SOUTH DAKOTA
MISSOURI WESTERN STATE COLLEGE	MISSOURI	NATIONAL UNIVERSITY	CALIFORNIA
MITCHELL COLLEGE	CONNECTICUT	NAVARRO COLLEGE	TEXAS
MITCHELL COMMUNITY COLLEGE	NORTH CAROLINA	NAZARETH COLLEGE OF ROCHESTER	NEW YORK
MOBILE COLLEGE	ALABAMA	NEBRASKA CHRISTIAN COLLEGE	NEBRASKA
MODESTO JUNIOR COLLEGE	CALIFORNIA	NEBRASKA WESLEYAN UNIVERSITY	NEBRASKA
MOHAWK VALLEY COMM COLLEGE	NEW YORK	NEBRASKA WESTERN COLLEGE	NEBRASKA
MOHEGAN COMMUNITY COLLEGE	CONNECTICUT	NER ISRAEL RABBINICAL COLLEGE	MARYLAND
MOLLOY COLLEGE	NEW YORK	NEW COLLEGE OF U OF S FLORIDA	FLORIDA
MONMOUTH COLLEGE	NEW JERSEY	NEW ENGLAND AERONAUTICAL INST	NEW HAMPSHIRE
MONMOUTH COLLEGE	ILLINOIS	NEW ENGLAND BAPTIST HOSPITAL	MASSACHUSETTS
MONROE BUSINESS INSTITUTE	NEW YORK	NEW ENGLAND COLLEGE	NEW HAMPSHIRE
MONROE COMMUNITY COLLEGE	NEW YORK	NEW ENGLAND CONSERVATORY MUSIC	MASSACHUSETTS
MONROE COUNTY COMM COLLEGE	MICHIGAN	NEW ENGLAND DEACONESS HOSPITAL	MASSACHUSETTS
MONTANA STATE UNIVERSITY	MONTANA	NEW ENGLAND SCHOOL OF ART	MASSACHUSETTS
MONTCLAIR STATE COLLEGE	NEW JERSEY	NEW ENGLAND SCHOOL OF LAW	MASSACHUSETTS
MONTEREY INST FOREIGN STUDIES	CALIFORNIA	NEW HAMPSHIRE COLLEGE	NEW HAMPSHIRE
MONTGOMERY COLLEGE.ROCKVILLE	MARYLAND	NEW HAMPSHIRE TECHNICAL INST	NEW HAMPSHIRE
MONTGOMERY COLLEGE.TAKOMA PK	MARYLAND	NEW HAVEN ACADEMY OF BUSINESS	CONNECTICUT
MONTGOMERY COUNTY COMM COLLEGE	PENNSYLVANIA	NEW JERSEY INST OF TECHNOLOGY	NEW JERSEY
MONTGOMERY TECHNICAL INSTITUTE	NORTH CAROLINA	NEW MEXICO HIGHLANDS UNIV	NEW MEXICO
MONTREAT ANDERSON COLLEGE	NORTH CAROLINA	NEW MEXICO INST OF MINING	NEW MEXICO
MOODY BIBLE INSTITUTE	ILLINOIS	NEW MEXICO JUNIOR COLLEGE	NEW MEXICO
MOODY C OF MARINE SCIENCES	TEXAS	NEW MEXICO MILITARY INSTITUTE	NEW MEXICO
MOORE COLLEGE OF ART	PENNSYLVANIA	NEW MEXICO STATE U. GRANTS	NEW MEXICO
MOORHEAD STATE UNIVERSITY	MINNESOTA	NEW MEXICO STATE UNIVERSITY	NEW MEXICO
MORAINÉ PK TECH INST,FND DULAC	WISCONSIN	NEW RIVER COMMUNITY COLLEGE	VIRGINIA
MORAINÉ PK TECH INST.WEST BEND	WISCONSIN	NEW SCHOOL FOR SOCIAL RESEARCH	NEW YORK
MORAINÉ VALLEY COMM COLLEGE	ILLINOIS	NEW SCHOOL OF MUSIC	PENNSYLVANIA
MORAVIAN COLLEGE	PENNSYLVANIA	NEW YORK CITY COMM C, BROOKLYN	NEW YORK
MOREHOUSE COLLEGE	GEORGIA	NEW YORK CITY COMM C, VOORHEES	NEW YORK
MORGAN STATE UNIVERSITY	MARYLAND	NEW YORK INST OF TECHNOLOGY	NEW YORK
MORNINGSIDE COLLEGE	IOWA	NEW YORK PHOENIX SCH OF DESIGN	NEW YORK
MORRIS BROWN COLLEGE	GEORGIA	NEW YORK STUDIO SCH OF DRAWING	NEW YORK
MORRIS COLLEGE	SOUTH CAROLINA	NEW YORK U SCHOOL OF MEDICINE	NEW YORK
MORRISON INST OF TECHNOLOGY	ILLINOIS	NEW YORK U UPPER CLASS APLCNTS	NEW YORK
MORSE OF HARTFORD	CONNECTICUT	NEW YORK UNIVERSITY	NEW YORK
MORTON COLLEGE	ILLINOIS	NEWBERRY COLLEGE	SOUTH CAROLINA
MOUNT ALOYSIUS JUNIOR COLLEGE	PENNSYLVANIA	NEWBURY JUNIOR COLLEGE	MASSACHUSETTS
MOUNT ANGEL SEMINARY	OREGON	NEWCOMB C OF TULANE UNIVERSITY	LOUISIANA
MOUNT CARMEL HOSPITAL	OHIO	NEWTON JUNIOR COLLEGE	MASSACHUSETTS
MOUNT HOLYOKE COLLEGE	MASSACHUSETTS	NEWTON WELLESLEY HOSPITAL	MASSACHUSETTS
MOUNT HOOD COMMUNITY COLLEGE	OREGON	NH VOC TECH C. BERLIN	NEW HAMPSHIRE
MOUNT IDA JUNIOR COLLEGE	MASSACHUSETTS	NH VOC TECH C. CLAREMONT	NEW HAMPSHIRE
MOUNT MARTY COLLEGE	SOUTH DAKOTA	NH VOC TECH C. LACONIA	NEW HAMPSHIRE
MOUNT MARY COLLEGE	WISCONSIN	NH VOC TECH C. MANCHESTER	NEW HAMPSHIRE
MOUNT MERCY COLLEGE	IOWA	NH VOC TECH C. NASHUA	NEW HAMPSHIRE
MOUNT OLIVE COLLEGE	NORTH CAROLINA	NH VOC TECH C. PORTSMOUTH	NEW HAMPSHIRE
MOUNT SAN JACINTO COLLEGE	CALIFORNIA	NIAGARA COUNTY COMM COLLEGE	NEW YORK
MOUNT SENARIO COLLEGE	WISCONSIN	NIAGARA UNIVERSITY	NEW YORK
MOUNT ST. CLARE COLLEGE	IOWA	NICHOLS COLLEGE	MASSACHUSETTS
MOUNT ST MARY C, NEWBURGH	NEW YORK	NICOLET COLLEGE-TECH INST	WISCONSIN
MOUNT ST MARY'S C, CHALON CMPS	NEW YORK	NIXON CLAY COLLEGE	TEXAS
MOUNT ST MARY'S C, DOHENY CMPS	CALIFORNIA	NORFOLK STATE COLLEGE	VIRGINIA
MOUNT ST MARY'S COLLEGE	CALIFORNIA	NORTH ADAMS STATE COLLEGE	MASSACHUSETTS
MOUNT UNION COLLEGE	MARYLAND	NORTH CAROLINA AG&TECH STATE U.	NORTH CAROLINA
	OHIO		

<i>Institution</i>	<i>State</i>	<i>Institution</i>	<i>State</i>
NORTH CAROLINA SCH OF THE ARTS	NORTH CAROLINA	OAKLAND CITY COLLEGE TECH TRNG	INDIANA
NORTH CAROLINA STATE U	NORTH CAROLINA	OAKLAND UNIVERSITY	MICHIGAN
NORTH CAROLINA WESLEYAN C	NORTH CAROLINA	OAKTON COMMUNITY COLLEGE	ILLINOIS
NORTH CENTRAL BIBLE COLLEGE	MINNESOTA	OAKWOOD COLLEGE	ALABAMA
NORTH CENTRAL COLLEGE	ILLINOIS	OBERLIN COLLEGE	OHIO
NORTH CENTRAL MICHIGAN COLLEGE	MICHIGAN	OCCIDENTAL COLLEGE	CALIFORNIA
NORTH CENTRAL TECH COLLEGE	OHIO	OCEAN COUNTY COLLEGE	NEW JERSEY
NORTH CENTRAL TECH INST	WISCONSIN	ODESSA COLLEGE	TEXAS
NORTH COUNTRY COMM COLLEGE	NEW YORK	OGLETHORPE UNIVERSITY	GEORGIA
NORTH DAKOTA STATE SCH OF SCI	NORTH DAKOTA	OHIO DOMINICAN COLLEGE	OHIO
NORTH DAKOTA STATE UNIVERSITY	NORTH DAKOTA	OHIO INSTITUTE OF TECHNOLOGY	OHIO
NORTH FLORIDA JUNIOR COLLEGE	FLORIDA	OHIO NORTHERN UNIVERSITY	OHIO
NORTH GEORGIA COLLEGE	GEORGIA	OHIO STATE BEAUTY ACADEMY	OHIO
NORTH GEORGIA TECH & VOC SCHOOL	GEORGIA	OHIO STATE UNIVERSITY	OHIO
NORTH GREENVILLE COLLEGE	SOUTH CAROLINA	OHIO UNIVERSITY, ATHENS	OHIO
NORTH HARRIS COUNTY COLLEGE	TEXAS	OHIO VALLEY COLLEGE	WEST VIRGINIA
NORTH IDAHO JUNIOR COLLEGE	IDAHO	OHIO VALLEY GENERAL HOSPITAL	WEST VIRGINIA
NORTH IOWA AREA COMM COLLEGE	IDAHO	OHIO WESLEYAN UNIVERSITY	OHIO
NORTH PARK COLLEGE	IOWA	OHLENE COLLEGE	CALIFORNIA
NORTH-SEATTLE COMM COLLEGE	ILLINOIS	OKLA C OF OSTEOPATH MED & SURGY	OKLAHOMA
NORTH SHORE COMMUNITY COLLEGE	WASHINGTON	OKLAHOMA BAPTIST UNIVERSITY	OKLAHOMA
NORTH TEXAS STATE UNIVERSITY	MASSACHUSETTS	OKLAHOMA CHRISTIAN COLLEGE	OKLAHOMA
NORTHAMPTON COUNTY AREA COMM C	TEXAS	OKLAHOMA CITY UNIVERSITY	OKLAHOMA
NORTHEAST COMMUNITY COLLEGE	PENNSYLVANIA	OKLAHOMA PANHANDLE STATE U	OKLAHOMA
NORTHEAST INST OF INDUST TECH	NEBRASKA	OKLAHOMA STATE UNIVERSITY	OKLAHOMA
NORTHEAST IOWA AREA VOC TECH N	MASSACHUSETTS	OLD DOMINION UNIVERSITY	VIRGINIA
NORTHEAST IOWA AREA VOC TECH S	IOWA	OLEAN BUSINESS INSTITUTE	NEW YORK
NORTHEAST LOUISIANA UNIVERSITY	IOWA	OLIVET COLLEGE	MICHIGAN
NORTHEAST MISSOURI STATE U	LOUISIANA	OLIVET NAZARENE COLLEGE	ILLINOIS
NORTHEASTERN CHRISTIAN JR C	MISSOURI	OLYMPIA VOC TECH INSTITUTE	WASHINGTON
NORTHEASTERN HOSPITAL	PENNSYLVANIA	OLYMPIC COLLEGE	WASHINGTON
NORTHEASTERN OKLAHOMA A&M COLL	PENNSYLVANIA	ONONDAGA COMMUNITY COLLEGE	NEW YORK
NORTHEASTERN UNIVERSITY	OKLAHOMA	ORAL ROBERTS UNIVERSITY	OKLAHOMA
NORTHERN ARIZONA UNIVERSITY	MASSACHUSETTS	ORANGE COAST COLLEGE	CALIFORNIA
NORTHERN ESSEX COMM COLLEGE	ARIZONA	ORANGE COUNTY COMM COLLEGE	NEW YORK
NORTHERN ILLINOIS UNIVERSITY	MASSACHUSETTS	ORANGE COLLEGE OF BUSINESS	OREGON
NORTHERN KENTUCKY STATE C	ILLINOIS	OREGON COLLEGE OF EDUCATION	OREGON
NORTHERN MAINE VOC TECH INST	KENTUCKY	OREGON INSTITUTE OF TECHNOLOGY	OREGON
NORTHERN MICHIGAN UNIVERSITY	KENTUCKY	OTIS ART INST OF LOS ANGELES	CALIFORNIA
NORTHERN VIRGINIA COMM COLLEGE	MAINE	OTTAWA UNIVERSITY	KANSAS
NORTHLAND COLLEGE	MICHIGAN	OTTERBEIN COLLEGE	OHIO
NORTHROP UNIVERSITY	VIRGINIA	OTTUMWA HEIGHTS COLLEGE	IOWA
NORTHWEST CHRISTIAN COLLEGE	WISCONSIN	OUR LADY OF HOLY CROSS COLLEGE	LOUISIANA
NORTHWEST COLLEGE	CALIFORNIA	OUR LADY OF THE LAKE COLLEGE	TEXAS
NORTHWEST COMMUNITY COLLEGE	OREGON	OXFORD COLLEGE OF EMORY U	GEORGIA
NORTHWEST MISSISSIPPI JR C	WASHINGTON	PACE U. C OF WHITE PLAINS	NEW YORK
NORTHWEST MISSOURI STATE U	WYOMING	PACE U, NEW YORK CITY	NEW YORK
NORTHWEST NAZARENE COLLEGE	MISSISSIPPI	PACE U, WESTCHESTER	NEW YORK
NORTHWEST TECHNICAL COLLEGE	MISSISSIPPI	PACIFIC COLLEGE	CALIFORNIA
NORTHWESTERN BUSINESS COLLEGE	MISSOURI	PACIFIC LUTHERAN UNIVERSITY	WASHINGTON
NORTHWESTERN C OF CHIROPRACTIC	IDAHO	PACIFIC OAKS COLLEGE	CALIFORNIA
NORTHWESTERN COLLEGE	OHIO	PACIFIC UNIVERSITY	OREGON
NORTHWESTERN COLLEGE	OHIO	PADUCAH COMMUNITY COLLEGE	KENTUCKY
NORTHWESTERN CONN COMM COLLEGE	MINNESOTA	PADUCAH VOCATIONAL EDUCATION C	KENTUCKY
NORTHWESTERN MEMORIAL HOSPITAL	MINNESOTA	PAIER SCHOOL OF ART INC	CONNECTICUT
NORTHWESTERN MICHIGAN COLLEGE	IOWA	PAINE COLLEGE	GEORGIA
NORTHWESTERN STATE COLLEGE	CONNECTICUT	PALM BEACH ATLANTIC COLLEGE	FLORIDA
NORTHWESTERN U EVENING DIV	ILLINOIS	PALM BEACH JUNIOR COLLEGE	FLORIDA
NORTHWESTERN U MEDICAL SCHOOL	MICHIGAN	PALMER COLLEGE OF CHIROPRACTIC	IOWA
NORTHWESTERN U. PHYS THERAPY	OKLAHOMA	PALMER JUNIOR COLLEGE	IOWA
NORTHWESTERN UNIVERSITY	ILLINOIS	PALOMAR COLLEGE	CALIFORNIA
NORTHWOOD INST. CEDAR HILL	ILLINOIS	PAMLICO TECHNICAL INSTITUTE	NORTH CAROLINA
NORTHWOOD INSTITUTE	ILLINOIS	PAN AMERICAN UNIVERSITY	TEXAS
NORTHWOOD INSTITUTE	TEXAS	PARK COLLEGE	MISSOURI
NORWALK COMMUNITY COLLEGE	MICHIGAN	PARKERSBURG BEAUTY COLLEGE	WEST VIRGINIA
NORWICH U. VERMONT COLLEGE	INDIANA	PARKERSBURG COMMUNITY COLLEGE	WEST VIRGINIA
NORWICH UNIVERSITY	CONNECTICUT	PARKLAND COLLEGE	ILLINOIS
NOTRE DAME COLLEGE	VERMONT	PARKS C OF ST LOUIS UNIV	ILLINOIS
NOTRE DAME COLLEGE	VERMONT	PARKVIEW METHODIST HOSPITAL	INDIANA
NOTRE DAME COLLEGE	NEW HAMPSHIRE	PARSONS BUSINESS SCHOOL	MICHIGAN
NYACK COLLEGE	OHIO	PARSONS SCHOOL OF DESIGN	NEW YORK
OAKLAND CITY COLLEGE	MISSOURI	PASADENA CITY COLLEGE	CALIFORNIA
	NEW YORK		
	INDIANA		



Institution	State	Institution	State
PASCO HERNANDO COMM C, BRKSVLLE	FLORIDA	PURDUE U, LAFAYETTE	INDIANA
PASCO HERNANDO COMM C, DADE CTY	FLORIDA	PURDUE U, NORTH CENTRAL	INDIANA
PASCO HERNANDO COMM C, NEW PT R	FLORIDA	QUEENS COLLEGE	NORTH CAROLINA
PATRICIA STEVENS CAREER C	WISCONSIN	QUINCY CITY HOSPITAL	MASSACHUSETTS
PATRICIA STEVENS SCHOOLS	MINNESOTA	QUINCY COLLEGE	ILLINOIS
PATTEN BIBLE COLLEGE	CALIFORNIA	QUINEBAUG VALLEY COMM COLLEGE	CONNECTICUT
PAUL QUINN COLLEGE	TEXAS	QUINNIPIAC COLLEGE	CONNECTICUT
PEABODY CONSERVATORY	MARYLAND	QUINSIGAMOND COMMUNITY COLLEGE	MASSACHUSETTS
PEACE COLLEGE OF RALEIGH	NORTH CAROLINA	R E T S ELECTRONIC SCHOOL	MICHIGAN
PEIRCE JUNIOR COLLEGE	PENNSYLVANIA	RABBINICAL SEMINARY OF AMERICA	NEW YORK
PENINSULA COLLEGE	WASHINGTON	RADCLIFFE COLLEGE	MASSACHUSETTS
PENINSULA GENERAL HOSPITAL	MARYLAND	RADFORD COLLEGE	VIRGINIA
PENN OHIO COLLEGE	OHIO	RAINY RIVER COMMUNITY COLLEGE	MINNESOTA
PENN VALLEY COMMUNITY COLLEGE	MISSOURI	RAMAPO COLLEGE OF NEW JERSEY	NEW JERSEY
PENNSYLVANIA ACAD OF FINE ARTS	PENNSYLVANIA	RANDOLPH-MACON COLLEGE	VIRGINIA
PENNSYLVANIA C OF OPTOMETRY	PENNSYLVANIA	RANDOLPH-MACON WOMAN'S COLLEGE	VIRGINIA
PENNSYLVANIA C OF PODIATR MED	PENNSYLVANIA	RANGER JUNIOR COLLEGE	TEXAS
PENNSYLVANIA INST OF TECH	PENNSYLVANIA	RAPPANNOCK COMMUNITY COLLEGE	VIRGINIA
PENNSYLVANIA STATE U, UNIV PK	PENNSYLVANIA	RASMUSSEN SCHOOL OF BUSINESS	MINNESOTA
PENNSYLVANIA TECHNICAL INST	PENNSYLVANIA	RED RIVER VOC TECH SCHOOL	ARKANSAS
PENSACOLA JUNIOR COLLEGE	FLORIDA	RED WING AREA VOC TECH INST	MINNESOTA
PEPPERDINE U, LOS ANGELES	CALIFORNIA	REED COLLEGE	OREGON
PEPPERDINE U, MALIBU CAMPUS	CALIFORNIA	REEDLEY COLLEGE	CALIFORNIA
PERU STATE COLLEGE	NEBRASKA	REFORMED BIBLE COLLEGE	MICHIGAN
PETER BENT BRIGHAM HOSPITAL	MASSACHUSETTS	REFORMED PRESBYTERIAN THEO SEM	PENNSYLVANIA
PFEIFFER COLLEGE	NORTH CAROLINA	REGIS COLLEGE	MASSACHUSETTS
PHILADELPHIA C OF ART	PENNSYLVANIA	REINHARDT COLLEGE	GEORGIA
PHILADELPHIA C OF BIBLE	PENNSYLVANIA	RENSSELAER POLYTECHNIC INST	NEW YORK
PHILADELPHIA C OF PHARM & SCI	PENNSYLVANIA	RESEARCH HOSPITAL	MISSOURI
PHILADELPHIA C OF TEXTILES & SCI	PENNSYLVANIA	RHODE ISLAND COLLEGE	RHODE ISLAND
PHILADELPHIA GENERAL HOSPITAL	PENNSYLVANIA	RHODE ISLAND JUNIOR COLLEGE	RHODE ISLAND
PHILADELPHIA MUSICAL ACADEMY	PENNSYLVANIA	RHODE ISLAND SCHOOL OF DESIGN	RHODE ISLAND
PHILANDER SMITH COLLEGE	ARKANSAS	RHODE ISLAND TRADE SHOPS SCH	RHODE ISLAND
PHILIPSBURG STATE GENERAL HOSP	PENNSYLVANIA	RICE BUSINESS COLLEGE	SOUTH CAROLINA
PHILLIPS COUNTY COMM COLLEGE	ARKANSAS	RICE UNIVERSITY	TEXAS
PHOENIX COLLEGE	ARIZONA	RICHARD BLAND COLLEGE	VIRGINIA
PIEDMONT AEROSPACE INSTITUTE	NORTH CAROLINA	RICHLAND COLLEGE	TEXAS
PIEDMONT COLLEGE	GEORGIA	RICHMOND COLLEGE STATEN ISLAND	NEW YORK
PIEDMONT TECHNICAL INSTITUTE	NORTH CAROLINA	RICHMOND MEADOWS C OF BUSINESS	GEORGIA
PIKEVILLE COLLEGE	KENTUCKY	RICHMOND TECHNICAL INSTITUTE	NORTH CAROLINA
PINE MANOR JUNIOR COLLEGE	MASSACHUSETTS	RICKER COLLEGE	MAINE
PINEBROOK JUNIOR COLLEGE	PENNSYLVANIA	RIDER COLLEGE	NEW JERSEY
PINELLAS VOC TECH SCHOOL	FLORIDA	RINGLING SCHOOL OF ART	FLORIDA
PITT TECHNICAL INSTITUTE	NORTH CAROLINA	RIO GRANDE COLLEGE	OHIO
PITTSBURGH INST MORTUARY SCI	PENNSYLVANIA	RIPON COLLEGE	WISCONSIN
PLAZA SCHOOL	NEW JERSEY	RIVERSIDE HOSPITAL	VIRGINIA
PLAZA TECHNICAL INSTITUTE	NEW JERSEY	RIVIER COLLEGE	NEW HAMPSHIRE
PLUS GRAYS SCHOOL OF BUSINESS	MAINE	ROANOKE COLLEGE	VIRGINIA
PLUS KINYON CAMPBELL BUS SCH	MASSACHUSETTS	ROBERT MORRIS COLLEGE	PENNSYLVANIA
PLYMOUTH STATE COLLEGE	NEW HAMPSHIRE	ROBERT PACKER HOSPITAL	PENNSYLVANIA
POINT LOMA COLLEGE	CALIFORNIA	ROBERTS WESLEYAN COLLEGE	NEW YORK
POINT PARK COLLEGE	PENNSYLVANIA	ROCHESTER BUSINESS INSTITUTE	NEW YORK
POLK COMMUNITY COLLEGE	FLORIDA	ROCHESTER COMMUNITY COLLEGE	MINNESOTA
POLYTECHNIC INSTITUTE OF NY	NEW YORK	ROCHESTER INST OF TECHNOLOGY	NEW YORK
POMONA COLLEGE	CALIFORNIA	ROCKFORD BUSINESS COLLEGE	ILLINOIS
PONTIFICAL COLLEGE JOSEPHINUM	OHIO	ROCKFORD COLLEGE	ILLINOIS
PORTLAND COMMUNITY COLLEGE	OREGON	ROCKHURST COLLEGE	MISSOURI
PORTLAND SCHOOL OF ART	MAINE	ROCKINGHAM COMMUNITY COLLEGE	NORTH CAROLINA
POST COLLEGE	CONNECTICUT	ROCKLAND COMMUNITY COLLEGE	NEW YORK
PRAIRIE STATE COLLEGE	ILLINOIS	ROCKY MOUNTAIN COLLEGE	MONTANA
PRAIRIE VIEW A&M UNIVERSITY	TEXAS	ROGER WILLIAMS COLLEGE, BRISTOL	RHODE ISLAND
PRATT INSTITUTE	NEW YORK	ROLLINS COLLEGE	FLORIDA
PRESBYTERIAN COLLEGE	SOUTH CAROLINA	RON BAILIE SCH BRDCAST, SEATTLE	WASHINGTON
PRESBYTERIAN U OF PA MED CENTR	PENNSYLVANIA	RON BAILIE SCH BRDCAST, SPOKANE	WASHINGTON
PRESTONBURG COMMUNITY COLLEGE	KENTUCKY	RON BAILIE SCHOOL OF BROADCAST	CALIFORNIA
PRINCE GEORGE'S COMM COLLEGE	MARYLAND	ROOSEVELT UNIVERSITY	ILLINOIS
PRINCESS ANN BUSINESS COLLEGE	VIRGINIA	ROSEMARY COLLEGE	ILLINOIS
PRINCETON UNIVERSITY	NEW JERSEY	ROSEMARY HILL COLLEGE	NEW YORK
PRINCIPIA COLLEGE	ILLINOIS	ROSE-HULMAN INST OF TECHNOLOGY	INDIANA
PROVIDENCE COLLEGE	RHODE ISLAND	ROSEMONT COLLEGE	PENNSYLVANIA
PURDUE U, CALUMET	INDIANA	ROXBURY COMMUNITY COLLEGE	MASSACHUSETTS
PURDUE U, FORT WAYNE	INDIANA	ROXBURY MEDICAL TECHNICAL INST	MASSACHUSETTS

Institution	State	Institution	State
RUSH U. C NURSING & HEALTH SCI	ILLINOIS	SIMON'S ROCK	MASSACHUSETTS
RUSH U. GRADUATE COLLEGE	ILLINOIS	SIMPSON COLLEGE	IOWA
RUSSELL SAGE COLLEGE	NEW YORK	SIMPSON COLLEGE, MODESTO	CALIFORNIA
RUTGERS STATE UNIVERSITY	NEW JERSEY	SINCLAIR COMMUNITY COLLEGE	OHIO
RUTLEDGE COLLEGE	SOUTH CAROLINA	SIoux EMPIRE COLLEGE	IOWA
RYDER TECHNICAL INSTITUTE	FLORIDA	SIoux FALLS COLLEGE	SOUTH DAKOTA
RYDER TECHNICAL INSTITUTE	IOWA	SISTERS OF CHARITY HOSPITAL	NEW YORK
SACRED HEART HOSPITAL	PENNSYLVANIA	SKAGIT VALLEY COLLEGE	WASHINGTON
SACRED HEART SEMINARY	MICHIGAN	SKIDMORE COLLEGE	NEW YORK
SACRED HEART UNIVERSITY	CONNECTICUT	SKYLINE COLLEGE	CALIFORNIA
SADDEBACK COLLEGE	CALIFORNIA	SLIPPERY ROCK STATE COLLEGE	PENNSYLVANIA
SAGINAW BUSINESS INSTITUTE	MICHIGAN	SMITH C SCHOOL FOR SOCIAL WORK	MASSACHUSETTS
SAGINAW VALLEY COLLEGE	MICHIGAN	SMITH COLLEGE	MASSACHUSETTS
SALEM COLLEGE, SALEM	WEST VIRGINIA	SMITHDEAL MASSEY BUSINESS COLL	VIRGINIA
SALEM HOSPITAL	MASSACHUSETTS	SNEAD STATE JUNIOR COLLEGE	ALABAMA
SALEM STATE COLLEGE	MASSACHUSETTS	SNOW COLLEGE	UTAH
SALISBURY STATE COLLEGE	MARYLAND	SOLANO COMMUNITY COLLEGE	CALIFORNIA
SALTER SECRETARIAL SCHOOL	MASSACHUSETTS	SOMERSET COMMUNITY COLLEGE	KENTUCKY
SALVE REGINA COLLEGE	RHODE ISLAND	SOMERSET COUNTY COLLEGE	NEW JERSEY
SAM HOUSTON STATE UNIV	TEXAS	SOUTH CAROLINA STATE COLLEGE	SOUTH CAROLINA
SAMFORD UNIVERSITY	ALABAMA	SOUTH DAKOTA SCH MINES & TECH	SOUTH DAKOTA
SAMPSON TECHNICAL INSTITUTE	NORTH CAROLINA	SOUTH DAKOTA STATE UNIVERSITY	SOUTH DAKOTA
SAN FRANCISCO ART INSTITUTE	CALIFORNIA	SOUTH GEORGIA COLLEGE	SOUTH DAKOTA
SAN FRANCISCO CONS OF MUSIC	CALIFORNIA	SOUTH GEORGIA VOC TECH SCHOOL	GEORGIA
SAN FRANCISCO STATE UNIVERSITY	CALIFORNIA	SOUTH SEATTLE COMM COLLEGE	GEORGIA
SAN JOAQUIN DELTA COLLEGE	CALIFORNIA	SOUTH TEXAS COLLEGE OF LAW	WASHINGTON
SAN JOSE CITY/EVERGREEN VAL C	CALIFORNIA	SOUTH-EASTERN BIBLE COLLEGE	TEXAS
SANDHILLS COMMUNITY COLLEGE	NORTH CAROLINA	SOUTHAMPTON C OF LONG ISLAND U	FLORIDA
SANGAMON STATE UNIVERSITY	ILLINOIS	SOUTHEAST COMMUNITY COLLEGE	NEW YORK
SANTA FE COMMUNITY COLLEGE	FLORIDA	SOUTHEASTERN BUSINESS COLLEGE	KENTUCKY
SANTA MONICA COLLEGE	CALIFORNIA	SOUTHEASTERN CHRISTIAN COLLEGE	SOUTH CAROLINA
SARAH LAWRENCE COLLEGE	NEW YORK	SOUTHEASTERN COMM C, W BRLNGTN	KENTUCKY
SAUK VALLEY COLLEGE	ILLINOIS	SOUTHEASTERN COMMUNITY COLLEGE	IOWA
SAVANNAH STATE COLLEGE	GEORGIA	SOUTHEASTERN ILLINOIS COLLEGE	NORTH CAROLINA
SAWYER COLLEGE OF BUSINESS	OHIO	SOUTHEASTERN MASS UNIVERSITY	ILLINOIS
SCARRITT C CHRISTIAN WORKERS	TENNESSEE	SOUTHEASTERN UNIVERSITY	MASSACHUSETTS
SCH OF WORCESTER ART MUSEUM	MASSACHUSETTS	SOUTHERN CALIF SCH THEOLOGY	DIST. COLUMBIA
SCHENECTADY COUNTY COMM C	NEW YORK	SOUTHERN CALIFORNIA COLLEGE	CALIFORNIA
SCHOOL OF ART INST OF CHICAGO	ILLINOIS	SOUTHERN COLLEGE OF OPTOMETRY	CALIFORNIA
SCHOOL OF VISUAL ARTS	NEW YORK	SOUTHERN CONNECTICUT STATE C	TENNESSEE
SCHOOLCRAFT COLLEGE	MICHIGAN	SOUTHERN ILL U, CARBONDALE	CONNECTICUT
SCHREINER COLLEGE	TEXAS	SOUTHERN ILL U, EDWARDSVILLE	ILLINOIS
SCOTT COMMUNITY COLLEGE	IOWA	SOUTHERN MAINE VOC TECH INST	ILLINOIS
SCOTTSDALE COMMUNITY COLLEGE	ARIZONA	SOUTHERN METHODIST UNIVERSITY	MAINE
SCRIPPS COLLEGE	CALIFORNIA	SOUTHERN MISSIONARY COLLEGE	TEXAS
SEATTLE CENTRAL COMMUNITY COLL	WASHINGTON	SOUTHERN OREGON STATE COLLEGE	TENNESSEE
SEATTLE PACIFIC COLLEGE	WASHINGTON	SOUTHERN SEMINARY JUNIOR C	OREGON
SEATTLE UNIVERSITY	WASHINGTON	SOUTHERN STATE COLLEGE	VIRGINIA
SEMINARY OF ST PIUS X	KENTUCKY	SOUTHERN STATE GENERAL TECH C	ARKANSAS
SEMINOLE COMMUNITY COLLEGE	FLORIDA	SOUTHERN TECHNICAL INSTITUTE	OHIO
SETON HALL UNIVERSITY	NEW JERSEY	SOUTHERN WV COMM C, WILLIAMSON	GEORGIA
SETON HILL COLLEGE	PENNSYLVANIA	SOUTHSIDE VA COMM C, ALBERTA	WEST VIRGINIA
SHADYSIDE HOSPITAL	PENNSYLVANIA	SOUTHSIDE VA COMM C, KEYSVILLE	VIRGINIA
SHASTA COLLEGE	CALIFORNIA	SOUTHWEST BAPTIST COLLEGE	VIRGINIA
SHAW COLLEGE AT DETROIT	MICHIGAN	SOUTHWEST COLLEGE, CHICAGO	MISSOURI
SHAW UNIVERSITY	NORTH CAROLINA	SOUTHWEST COLLEGE, CHICAGO	ILLINOIS
SHAWNEE STATE GENERAL & TECH C	OHIO	SOUTHWEST MINNESOTA STATE C	MINNESOTA
SHELDON JACKSON COLLEGE	ALASKA	SOUTHWEST MISSISSIPPI JUNIOR C	MISSISSIPPI
SHELTON COLLEGE	FLORIDA	SOUTHWEST MISSOURI STATE U	MISSOURI
SHENANDOAH C & CONSRVTRY MUSIC	VIRGINIA	SOUTHWEST TEXAS JUNIOR COLLEGE	TEXAS
SHEPHERD COLLEGE	WEST VIRGINIA	SOUTHWEST TEXAS STATE U	TEXAS
SHERIDAN COLLEGE	WYOMING	SOUTHWEST VIRGINIA COMM C	VIRGINIA
SHERWOOD MUSIC SCHOOL	ILLINOIS	SOUTHWESTERN ASSEMBLIES GOD C	TEXAS
SHIMER COLLEGE	ILLINOIS	SOUTHWESTERN AT MEMPHIS	TENNESSEE
SHIPPENSBURG STATE COLLEGE	PENNSYLVANIA	SOUTHWESTERN CHRISTIAN COLLEGE	TEXAS
SHORELINE COMMUNITY COLLEGE	WASHINGTON	SOUTHWESTERN COLLEGE	KANSAS
SHORTER COLLEGE	ARKANSAS	SOUTHWESTERN COLLEGE	CALIFORNIA
SHORTER COLLEGE	GEORGIA	SOUTHWESTERN COMM C, CRESTON	IOWA
SIENA COLLEGE	NEW YORK	SOUTHWESTERN MICHIGAN COLLEGE	MICHIGAN
SIENA HEIGHTS COLLEGE	MICHIGAN	SOUTHWESTERN OREGON COMM C	OREGON
SIERRA ACADEMY OF AERONAUTICS	CALIFORNIA	SOUTHWESTERN U, GEORGETOWN	TEXAS
SIMMONS COLLEGE	MASSACHUSETTS	SOUTHWESTERN UNION COLLEGE	TEXAS
		SPALDING COLLEGE	KENTUCKY





Institution	State	Institution	State
SPARTAN SCHOOL OF AERONAUTICS	OKLAHOMA	ST MARY'S COLLEGE	NORTH CAROLINA
SPARTANBURG METHODIST COLLEGE	SOUTH CAROLINA	ST MARY'S COLLEGE OF MARYLAND	MARYLAND
SPELMAN COLLEGE	GEORGIA	ST MARY'S HOSPITAL, HUNTINGTON	WEST VIRGINIA
SPENCER SCHOOL OF BUSINESS	IOWA	ST MARY'S UNIVERSITY	TEXAS
SPENCERIAN COLLEGE	KENTUCKY	ST MEINRAD COLLEGE	INDIANA
SPOKANE COMMUNITY COLLEGE	WASHINGTON	ST MEINRAD SCHOOL OF THEOLOGY	INDIANA
SPOKANE FALLS COMM COLLEGE	WASHINGTON	ST MICHAEL'S COLLEGE	VERMONT
SPRING ARBOR COLLEGE	MICHIGAN	ST NORBERT COLLEGE	WISCONSIN
SPRING GARDEN COLLEGE	PENNSYLVANIA	ST OLAF COLLEGE	MINNESOTA
SPRING HILL COLLEGE	ALABAMA	ST PATRICKS HOSP SCH NURSING	MONTANA
SPRINGFIELD COLLEGE	MASSACHUSETTS	ST PAUL BIBLE COLLEGE	MINNESOTA
SPRINGFIELD HOSP MED CENTER	MASSACHUSETTS	ST PAUL'S COLLEGE	VIRGINIA
SPRINGFIELD TECHNICAL COMM COL	MASSACHUSETTS	ST PAUL'S COLLEGE, CONCORDIA	MISSOURI
ST AGNES HOSPITAL	PENNSYLVANIA	ST PETER'S COLLEGE	NEW JERSEY
ST ALEXIS HOSPITAL	OHIO	ST PETERSBURG JR C. CLEARWATER	FLORIDA
ST AMBROSE COLLEGE	IOWA	ST PETERSBURG JUNIOR COLLEGE	FLORIDA
ST ANSELM'S COLLEGE	NEW HAMPSHIRE	ST PHILIP'S COLLEGE	TEXAS
ST AUGUSTINE'S COLLEGE	NORTH CAROLINA	ST THOMAS AQUINAS COLLEGE	NEW YORK
ST BASIL'S COLLEGE	CONNECTICUT	ST THOMAS SEMINARY	CONNECTICUT
ST BERNARD COLLEGE	ALABAMA	ST VINCENT CHARITY HOSPITAL	OHIO
ST BONAVENTURE UNIVERSITY	NEW YORK	ST VINCENT COLLEGE	PENNSYLVANIA
ST CATHERINE C. ST CATHERINE	KENTUCKY	ST VINCENTS HOSPITAL	FLORIDA
ST CLOUD SCHOOL OF NURSING	MINNESOTA	ST VINCENTS MEDICAL CENTER	NEW YORK
ST EDWARD'S UNIVERSITY	TEXAS	ST XAVIER COLLEGE	ILLINOIS
ST ELIZABETH HOSPITAL	OHIO	STANFORD U. SCHOOL OF MEDICINE	CALIFORNIA
ST ELIZABETH SCH OF NURSING	INDIANA	STANFORD UNIVERSITY	CALIFORNIA
ST FIDELIS COLLEGE	PENNSYLVANIA	STARK TECHNICAL COLLEGE	OHIO
ST FRANCIS COLLEGE	NEW YORK	STATE C BEAUTY CULT, WAUSAU	WISCONSIN
ST FRANCIS COLLEGE	PENNSYLVANIA	STATE C BEAUTY CULT, WAUWATOSA	WISCONSIN
ST FRANCIS COLLEGE	INDIANA	STEPHEN F AUSTIN STATE U	TEXAS
ST FRANCIS COLLEGE	MAINE	STEPHENS COLLEGE	MISSOURI
ST FRANCIS HOSP, JERSEY CITY	NEW JERSEY	STERLING COLLEGE	KANSAS
ST FRANCIS HOSP, NEW CASTLE	PENNSYLVANIA	STEVENS INST OF TECHNOLOGY	NEW JERSEY
ST FRANCIS HOSPITAL, EVANSTON	ILLINOIS	STEWART SCH HAIRSTYLNG, ABERDEEN	SOUTH DAKOTA
ST GREGORY'S COLLEGE	OKLAHOMA	STEWART SCH HAIRSTYLNG, CNCL BLFS	IOWA
ST JOHN FISHER COLLEGE	NEW YORK	STEWART SCH HAIRSTYLNG, DAVENPORT	IOWA
ST JOHN'S COLLEGE	NEW MEXICO	STEWART SCH HAIRSTYLNG, SIOUX CTY	SOUTH DAKOTA
ST JOHN'S COLLEGE	KANSAS	STEWART SCH HAIRSTYLNG, SIOUX FLS	NEBRASKA
ST JOHN'S COLLEGE	MARYLAND	STEWART SCH HAIRSTYLNG, SIOUX FLS	ALABAMA
ST JOHN'S RIVERSIDE HOSPITAL	NEW YORK	STILLMAN COLLEGE	NEW JERSEY
ST JOHN'S SEMINARY COLLEGE	MASSACHUSETTS	STOCKTON STATE COLLEGE	MASSACHUSETTS
ST JOHN'S UNIVERSITY	MINNESOTA	STONEHILL COLLEGE	DIST COLUMBIA
ST JOHN'S UNIVERSITY, JAMAICA	NEW YORK	STRAYER COLLEGE	NEW YORK
ST JOHNS GENERAL HOSPITAL	PENNSYLVANIA	SUFFOLK CNTY COMM C BRENTWOOD	NEW YORK
ST JOHNS RIVER JR COLLEGE	FLORIDA	SUFFOLK CNTY COMM C SELDEN	NEW YORK
ST JOSEPH COLLEGE	CONNECTICUT	SUFFOLK UNIVERSITY	MASSACHUSETTS
ST JOSEPH HOSPITAL	PENNSYLVANIA	SUL ROSS STATE UNIVERSITY	TEXAS
ST JOSEPH HOSPITAL, BALTIMORE	MARYLAND	SULLIVAN COUNTY COMM COLLEGE	NEW YORK
ST JOSEPH SEMINARY COLLEGE	LOUISIANA	SULPICIAN SEMINARY NORTHWEST	WASHINGTON
ST JOSEPH'S COLLEGE	INDIANA	SUNY AGRI & TECH C AT ALFRED	NEW YORK
ST JOSEPH'S COLLEGE	MAINE	SUNY AGRI & TECH C AT CANTON	NEW YORK
ST JOSEPH'S COLLEGE	NEW YORK	SUNY AGRI & TECH C AT COBLESKILL	NEW YORK
ST JOSEPH'S COLLEGE	PENNSYLVANIA	SUNY AGRI & TECH C AT DELHI	NEW YORK
ST JOSEPH'S COLLEGE	NEW YORK	SUNY AGRI & TECH C AT FRMGDALE	NEW YORK
ST JOSEPH'S HOSP HEALTH CENTER	NEW YORK	SUNY AGRI & TECH C AT MORRISVL	NEW YORK
ST LAWRENCE UNIVERSITY	FLORIDA	SUNY AT BINGHAMTON	NEW YORK
ST LEO COLLEGE	MISSOURI	SUNY AT BUFFALO	NEW YORK
ST LOUIS COLLEGE OF PHARMACY	MISSOURI	SUNY AT STONY BROOK	NEW YORK
ST LOUIS CONSERVATORY OF MUSIC	MISSOURI	SUNY C AT BROCKPORT	NEW YORK
ST LOUIS U SCH OF MEDICINE	MISSOURI	SUNY C AT BUFFALO	NEW YORK
ST LOUIS UNIVERSITY	MISSOURI	SUNY C AT CORTLAND	NEW YORK
ST LUKE'S HOSPITAL	NEW YORK	SUNY C AT FREDONIA	NEW YORK
ST LUKE'S HOSPITAL, RACINE	WISCONSIN	SUNY C AT GENESEO	NEW YORK
ST LUKES HOSPITAL, DULUTH	MINNESOTA	SUNY C AT NEW PALTZ	NEW YORK
ST MARGARET MEMORIAL HOSPITAL	PENNSYLVANIA	SUNY C AT OLD WESTBURY	NEW YORK
ST MARTIN'S COLLEGE	WASHINGTON	SUNY C AT ONEONTA	NEW YORK
ST MARY COLLEGE	KANSAS	SUNY C AT OSWEGO	NEW YORK
ST MARY OF NAZARETH HOSPITAL	ILLINOIS	SUNY C AT PLATTSBURGH	NEW YORK
ST MARY OF THE PLAINS COLLEGE	KANSAS	SUNY C AT POTSDAM	NEW YORK
ST MARY-OF-THE-WOODS COLLEGE	INDIANA	SUNY C AT PURCHASE	NEW YORK
ST MARY'S COLLEGE	INDIANA	SUNY C AT UTICA-ROME	NEW YORK
ST MARY'S COLLEGE	MINNESOTA	SUNY C OF ENVIRON SCIA FORESTRY	NEW YORK
ST MARY'S COLLEGE	MICHIGAN		

<i>Institution</i>	<i>State</i>	<i>Institution</i>	<i>State</i>
SUNY COLLEGE OF OPTOMETRY	NEW YORK	TRI-STATE COLLEGE	INDIANA
SUNY MARITIME COLLEGE	NEW YORK	TRIANGLE INST OF TECHNOLOGY	PENNSYLVANIA
SUNY UPSTATE MEDICAL CENTER	NEW YORK	TRIDENT TECHNICAL C NORTH CMPS	SOUTH CAROLINA
SUOMI COLLEGE	MICHIGAN	TRIDENT TECHNICAL COLLEGE	SOUTH CAROLINA
SURRY COMMUNITY COLLEGE	NORTH CAROLINA	TRINITY CHRISTIAN COLLEGE	ILLINOIS
SUSQUEHANNA UNIVERSITY	PENNSYLVANIA	TRINITY COLLEGE	ILLINOIS
SWAIN SCHOOL OF DESIGN	MASSACHUSETTS	TRINITY COLLEGE	VERMONT
SWARTHMORE COLLEGE	PENNSYLVANIA	TRINITY COLLEGE	DIST COLUMBIA
SWEET BRIAR COLLEGE	VIRGINIA	TRINITY COLLEGE, HARTFORD	CONNECTICUT
SYLVANIA TECHNICAL SCHOOL	MASSACHUSETTS	TRINITY UNIVERSITY	TEXAS
SYRACUSE UNIVERSITY	NEW YORK	TRITON COLLEGE	ILLINOIS
TACOMA COMMUNITY COLLEGE	WASHINGTON	TROCAIRE COLLEGE	NEW YORK
TALLADEGA COLLEGE	ALABAMA	TROUP COUNTY AREA VOC TECH SCH	GEORGIA
TALLAHASSEE COMMUNITY COLLEGE	FLORIDA	TUFTS & JACKSON C OF TUFTS U	MASSACHUSETTS
TALMUDICAL YESHIVA OF PHILA	PENNSYLVANIA	TULANE UNIVERSITY	LOUISIANA
TARKIO COLLEGE	MISSOURI	TULSA JUNIOR COLLEGE	OKLAHOMA
TARLETON STATE UNIVERSITY	TEXAS	TUNXIS COMMUNITY COLLEGE	CONNECTICUT
TARRANT COUNTY JR C	TEXAS	TUSCULUM COLLEGE	TENNESSEE
TARRANT COUNTY JR C NE CAMPUS	TEXAS	TUSKEGEE INSTITUTE	ALABAMA
TAYLOR UNIVERSITY	INDIANA	U OF AKRON	OHIO
TECHNICIAN TRAINING SCHOOL	PENNSYLVANIA	U OF ALABAMA, BIRM SCH OF DENT	ALABAMA
TEMPLE JUNIOR COLLEGE	TEXAS	U OF ALABAMA, BIRM SCH OF MED	ALABAMA
TEMPLE UNIVERSITY	PENNSYLVANIA	U OF ALABAMA, BIRM SCH OF OPT	ALABAMA
TENNESSEE STATE UNIVERSITY	TENNESSEE	U OF ALABAMA, BIRMINGHAM	ALABAMA
TENNESSEE TECHNOLOGICAL U	TENNESSEE	U OF ALASKA, ANCHORAGE	ALASKA
TENNESSEE TEMPLE COLLEGE	TENNESSEE	U OF ALASKA, AUK BAY	ALASKA
TENNESSEE WESLEYAN COLLEGE	TENNESSEE	U OF ALASKA, FAIRBANKS	ALASKA
TERRA TECHNICAL COLLEGE	OHIO	U OF ALBUQUERQUE	NEW MEXICO
TEXAS A&I U, CORPUS CHRISTI	TEXAS	U OF ARIZONA	ARIZONA
TEXAS A&I U, KINGSVILLE	TEXAS	U OF ARKANSAS, FAYETTEVILLE	ARKANSAS
TEXAS A&I U, LAREDO	TEXAS	U OF ARKANSAS, LITTLE ROCK	ARKANSAS
TEXAS A&M UNJVERSITY	TEXAS	U OF ARKANSAS, PINE BLUFF	ARKANSAS
TEXAS CHRISTIAN UNIVERSITY	TEXAS	U OF BALTIMORE	MARYLAND
TEXAS COLLEGE	TEXAS	U OF BRIDGEPORT	CONNECTICUT
TEXAS EASTERN U JUNIOR COLLEGE	TEXAS	U OF CALIF SCH MED, DAVIS	CALIFORNIA
TEXAS EASTERN U STATE COLLEGE	TEXAS	U OF CALIF SCH MED, SAN DIEGO	CALIFORNIA
TEXAS LUTHERAN COLLEGE	TEXAS	U OF CALIF, BERKELEY	CALIFORNIA
TEXAS SOUTHERN UNIVERSITY	TEXAS	U OF CALIF, DAVIS	CALIFORNIA
TEXAS SOUTHMOST COLLEGE	TEXAS	U OF CALIF, IRVINE	CALIFORNIA
TEXAS TECH UNIVERSITY	TEXAS	U OF CALIF, LOS ANGELES	CALIFORNIA
TEXAS TECH UNIVERSITY SCH MED	TEXAS	U OF CALIF, RIVERSIDE	CALIFORNIA
TEXAS WESLEYAN COLLEGE	TEXAS	U OF CALIF, SAN DIEGO	CALIFORNIA
TEXAS WOMAN'S UNIVERSITY	TEXAS	U OF CALIF, SANTA BARBARA	CALIFORNIA
THAMES VALLEY STATE TECH C	CONNECTICUT	U OF CALIF, SANTA CRUZ	CALIFORNIA
THIEF RIVER FALLS AREA VOC TEC	MINNESOTA	U OF CHICAGO	ILLINOIS
THIEL COLLEGE	PENNSYLVANIA	U OF CHICAGO GRAD DIV BIOL SCI	ILLINOIS
THOMAS AQUINAS COLLEGE	CALIFORNIA	U OF CHICAGO GRAD LIBRARY SCH	ILLINOIS
THOMAS COLLEGE	MAINE	U OF CINCINNATI	OHIO
THOMAS JEFFERSON U C ALLD HLTH	PENNSYLVANIA	U OF CINCINNATI C OF MEDICINE	OHIO
THOMAS M COOLEY LAW SCHOOL	MICHIGAN	U OF COLORADO, BOULDER	COLORADO
THOMAS MORE COLLEGE	KENTUCKY	U OF CONNECTICUT SCH DENT MED	CONNECTICUT
THOMAS NELSON COMM COLLEGE	VIRGINIA	U OF CONNECTICUT SCH OF MED	CONNECTICUT
THREE RIVERS COMMUNITY COLLEGE	MISSOURI	U OF CONNECTICUT, STORRS	CONNECTICUT
TIDEWATER COMM C, CHESAPEAKE	VIRGINIA	U OF DALLAS	TEXAS
TIDEWATER COMM C, PORTSMOUTH	VIRGINIA	U OF DELAWARE	DELAWARE
TIDEWATER COMM C, VA BEACH	VIRGINIA	U OF DENVER	COLORADO
TIFFIN UNIVERSITY	OHIO	U OF DETROIT	MICHIGAN
TIFT COLLEGE	GEORGIA	U OF DUBUQUE	IOWA
TOBE COBURN SCHOOL OF FASHION	NEW YORK	U OF EVANSVILLE	INDIANA
TOCCOA FALLS INSTITUTE	GEORGIA	U OF FLORIDA	FLORIDA
TOLEDO HOSPITAL	OHIO	U OF GEORGIA, ATHENS	GEORGIA
TOMLINSON COLLEGE	TENNESSEE	U OF HARTFORD	CONNECTICUT
TOMPKINS-CORTLAND COMMUNITY C	NEW YORK	U OF HAWAII AT MANOA	HAWAII
TOUGALOO COLLEGE	MISSISSIPPI	U OF HAWAII, HILO COLLEGE	HAWAII
TOWSON STATE COLLEGE	MARYLAND	U OF HOUSTON, VICTORIA	TEXAS
TRANSYLVANIA UNIVERSITY	KENTUCKY	U OF IDAHO	IDAHO
TRAPHAGEN SCHOOL OF FASHION	NEW YORK	U OF ILLINOIS MEDICAL CENTER	ILLINOIS
TREND INTERNATIONAL BEAUTY SCH	ILLINOIS	U OF ILLINOIS, CHICAGO CIRCLE	ILLINOIS
TRENTON JUNIOR COLLEGE	MISSOURI	U OF IOWA	IOWA
TRENTON STATE COLLEGE	NEW JERSEY	U OF IOWA COLLEGE OF MEDICINE	IOWA
TRI STATE BEAUTY ACADEMY	MARYLAND	U OF KANSAS	KANSAS
TRI-COUNTY TECHNICAL INSTITUTE	NORTH CAROLINA	U OF KANSAS, MEDICAL CENTER	KANSAS



Institution	State	Institution	State
UNION COUNTY TECHNICAL INST	NEW JERSEY	WATERBURY STATE TECHNICAL COLL	CONNECTICUT
UNION THEOLOGICAL SEMINARY	VIRGINIA	WATERSON COLLEGE	KENTUCKY
UNIONTOWN HOSPITAL	PENNSYLVANIA	WALBONSEE COMMUNITY COLLEGE	ILLINOIS
UNITED ELECTRONICS INSTITUTE	FLORIDA	WALKESHA COUNTY TECHNICAL INST	WISCONSIN
UNITED ELECTRONICS INSTITUTE	KENTUCKY	WALSAL HOSP SCH OF ANESTHESIA	WISCONSIN
UNITED STATES INTERNATIONAL L	CALIFORNIA	WAY COLLEGE OF EMPORIA	KANSAS
UNITED WESLEYAN COLLEGE	PENNSYLVANIA	WAYLAND BAPTIST COLLEGE	TEXAS
UPPER IOWA UNIVERSITY	IOWA	WAYNE COMMUNITY COLLEGE	NORTH CAROLINA
UPSALA COLLEGE	NEW JERSEY	WAYNE COUNTY COMMUNITY COLLEGE	MICHIGAN
URBANÄ COLLEGE	OHIO	WAYNE STATE COLLEGE	NEBRASKA
URSINUS COLLEGE	PENNSYLVANIA	WAYNE STATE U. SCH OF MEDICINE	MICHIGAN
URSULINE COLLEGE	OHIO	WAYNE STATE UNIVERSITY	MICHIGAN
UTAH TECH C. PROVO	UTAH	WAYNESBURG COLLEGE	PENNSYLVANIA
UTAH TECH C SALT LAKE CITY	UTAH	WEATHERFORD COLLEGE	TEXAS
UTICA C OF SYRACUSE UNIVERSITY	NEW YORK	WEBB INST NAVAL ARCHITECTURE	NEW YORK
UTICA JUNIOR COLLEGE	MISSISSIPPI	WEBER STATE COLLEGE	UTAH
UTICA STATE HOSPITAL	NEW YORK	WEBSTER COLLEGE	MISSOURI
VALDOSTA AREA VOC TECH SCHOOL	GEORGIA	WELLESLEY COLLEGE	MASSACHUSETTS
VALDOSTA STATE COLLEGE	GEORGIA	WELLS COLLEGE	NEW YORK
VALENCIA COMMUNITY COLLEGE	FLORIDA	WENATCHEE VALLEY COLLEGE	WASHINGTON
VALLEY CITY STATE COLLEGE	NORTH DAKOTA	WENTWORTH C OF TECHNOLOGY	MASSACHUSETTS
VALLEY FORGE MILITARY JUNIOR C	PENNSYLVANIA	WENTWORTH INST OF TECHNOLOGY	MASSACHUSETTS
VALPARAISO UNIVERSITY	INDIANA	WESLEY COLLEGE	DELAWARE
VANCE GRANVILLE TECHNICAL INST	NORTH CAROLINA	WESLEYAN COLLEGE	GEORGIA
VANDERBILT U SCH OF MEDICINE	TENNESSEE	WESLEYAN UNIVERSITY	CONNECTICUT
VANDERBILT UNIVERSITY	TENNESSEE	WEST COAST UNIVERSITY	CALIFORNIA
VASSAR COLLEGE	NEW YORK	WEST GEORGIA COLLEGE	GEORGIA
VENWARD COLLEGE	IOWA	WEST HILLS COLLEGE	CALIFORNIA
VERMILION COMMUNITY COLLEGE	MINNESOTA	WEST KENTUCKY STATE VOC TECH S	KENTUCKY
VERMONT INST OF COMM INVOLVMT	VERMONT	WEST LIBERTY STATE COLLEGE	WEST VIRGINIA
VERNON REGIONAL JUNIOR COLLEGE	TEXAS	WEST LOS ANGELES COLLEGE	CALIFORNIA
VILLA JULIE COLLEGE	MARYLAND	WEST SHORE COMMUNITY COLLEGE	MICHIGAN
VILLA MARIA COLLEGE	PENNSYLVANIA	WEST TEXAS STATE UNIVERSITY	TEXAS
VILLA MARIA COLLEGE OF BUFFALO	NEW YORK	WEST VIRGINIA C GRAD STUDIES	WEST VIRGINIA
VILLANOVA UNIVERSITY	PENNSYLVANIA	WEST VIRGINIA CAREER C. CHR LSTN	WEST VIRGINIA
VINCENNES UNIVERSITY	INDIANA	WEST VIRGINIA CAREER C OF AIRMNT	WEST VIRGINIA
VIRGINIA HIGHLANDS COMM C	VIRGINIA	WEST VIRGINIA CAREER C HNTNGTN	WEST VIRGINIA
VIRGINIA INTERMONT COLLEGE	VIRGINIA	WEST VIRGINIA CAREER C MRGNTN	WEST VIRGINIA
VIRGINIA MILITARY INSTITUTE	VIRGINIA	WEST VIRGINIA CAREER C WHEELNG	WEST VIRGINIA
VIRGINIA PLYTECH INST STATE L	VIRGINIA	WEST VIRGINIA INST OF TECH	WEST VIRGINIA
VIRGINIA SCHOOL OF HAIR DESIGN	VIRGINIA	WEST VIRGINIA NORTHERN COMM C	WEST VIRGINIA
VIRGINIA STATE COLLEGE	VIRGINIA	WEST VIRGINIA STATE COLLEGE	WEST VIRGINIA
VIRGINIA UNION UNIVERSITY	VIRGINIA	WEST VIRGINIA UNIVERSITY	WEST VIRGINIA
VIRGINIA WESLEYAN COLLEGE	VIRGINIA	WEST VIRGINIA WESLEYAN COLLEGE	WEST VIRGINIA
VIRGINIA WESTERN COMM COLLEGE	VIRGINIA	WESTBROOK COLLEGE	MAINE
VITERBO COLLEGE	WISCONSIN	WESTCHESTER COMMUNITY COLLEGE	NEW YORK
VOLUNTEER STATE COMM COLLEGE	TENNESSEE	WESTERN BAPTIST BIBLE COLLEGE	OREGON
VOORHEES COLLEGE	NORTH CAROLINA	WESTERN CAROLINA UNIVERSITY	NORTH CAROLINA
WABASH COLLEGE	INDIANA	WESTERN CONNECTICUT STATE C	CONNECTICUT
WADHAMS HALL	NEW YORK	WESTERN ILLINOIS UNIVERSITY	ILLINOIS
WAGNER COLLEGE	NEW YORK	WESTERN KENTUCKY UNIVERSITY	KENTUCKY
WAKE FOR U BOWMAN GRAY SCH MED	NORTH CAROLINA	WESTERN MARYLAND COLLEGE	MARYLAND
WAKE FOREST UNIVERSITY	NORTH CAROLINA	WESTERN MICHIGAN UNIVERSITY	MICHIGAN
WALDORF COLLEGE	IOWA	WESTERN MONTANA COLLEGE	MONTANA
WALKER COLLEGE	ALABAMA	WESTERN NEW ENGLAND COLLEGE	MASSACHUSETTS
WALKER COUNTY TECHNICAL SCHOOL	GEORGIA	WESTERN PIEDMONT COMMUNITY COL	NORTH CAROLINA
WALLA WALLA COLLEGE	WASHINGTON	WESTERN STATES CHIROPRACTIC C	OREGON
WALSH C OF ACCTG & BUS ADMIN	MICHIGAN	WESTERN TEXAS COLLEGE	TEXAS
WALSH COLLEGE	OHIO	WESTERN WASHINGTON STATE C	WASHINGTON
WARNER PACIFIC COLLEGE	OREGON	WESTERN WISCONSIN TECH INST	WISCONSIN
WARREN WILSON COLLEGE	NORTH CAROLINA	WESTERN WYOMING COLLEGE	WYOMING
WARTBURG COLLEGE	IOWA	WESTFIELD STATE COLLEGE	MASSACHUSETTS
WASHBURN UNIVERSITY OF TOPEKA	KANSAS	WESTMAR COLLEGE	IOWA
WASHINGTON AND JEFFERSON C	PENNSYLVANIA	WESTMINSTER CHOIR COLLEGE	NEW JERSEY
WASHINGTON AND LEE UNIVERSITY	VIRGINIA	WESTMINSTER COLLEGE	PENNSYLVANIA
WASHINGTON COLLEGE	MARYLAND	WESTMINSTER COLLEGE	UTAH
WASHINGTON COUNTY VOC TECH INS	MAINE	WESTMINSTER COLLEGE	MISSOURI
WASHINGTON HOLMES VOC TECH CTR	FLORIDA	WESTMONT COLLEGE	CALIFORNIA
WASHINGTON HOSPITAL CENTER	DIST COLUMBIA	WESTMORELAND COUNTY COMM C	PENNSYLVANIA
WASHINGTON STATE UNIVERSITY	WASHINGTON	WHARTON COUNTY JUNIOR COLLEGE	TEXAS
WASHINGTON TECHNICAL COLLEGE	OHIO	WHATCOM COMMUNITY COLLEGE	WASHINGTON
WASHINGTON UNIVERSITY	MISSOURI	WHEATON COLLEGE	ILLINOIS



<i>Institution</i>	<i>State</i>	<i>Institution</i>	<i>State</i>
WHEATON COLLEGE	MASSACHUSETTS	WINTHROP COLLEGE	SOUTH CAROLINA
WHEELING COLLEGE	WEST VIRGINIA	WISCONSIN CONSERVATORY MUSIC	WISCONSIN
WHEELOCK COLLEGE	MASSACHUSETTS	WISCONSIN LUTHERAN COLLEGE	WISCONSIN
WHIDDEN MEMORIAL HOSPITAL	MASSACHUSETTS	WISHARD MEMORIAL HOSPITAL	INDIANA
WHITE PINES COLLEGE	NEW HAMPSHIRE	WITTENBERG UNIVERSITY	OHIO
WHITMAN COLLEGE	WASHINGTON	WOFFORD COLLEGE	SOUTH CAROLINA
WHITTIER COLLEGE	CALIFORNIA	WOOD JUNIOR COLLEGE	MISSISSIPPI
WHITWORTH COLLEGE	WASHINGTON	WOOD SCHOOL	NEW YORK
WIDENER COLLEGE	PENNSYLVANIA	WORCESTER CITY HOSPITAL	MASSACHUSETTS
WILBERFORCE UNIVERSITY	OHIO	WORCESTER INDUSTRIAL TECH INST	MASSACHUSETTS
WILEY COLLEGE	TEXAS	WORCESTER POLYTECHNIC INST	MASSACHUSETTS
WILKES COLLEGE	PENNSYLVANIA	WORCESTER STATE COLLEGE	MASSACHUSETTS
WILKES COMMUNITY COLLEGE	NORTH CAROLINA	WORTHINGTON COMM COLLEGE	MINNESOTA
WILLAMETTE UNIVERSITY	OREGON	WRIGHT STATE UNIVERSITY	OHIO
WILLIAM CAREY COLLEGE	MISSISSIPPI	WYOMING TECHNICAL INSTITUTE	WYOMING
WILLIAM JEWELL COLLEGE	MISSOURI	WYTHEVILLE COMMUNITY COLLEGE	VIRGINIA
WILLIAM PATERSON COLLEGE OF NJ	NEW JERSEY	XAVIER UNIVERSITY	OHIO
WILLIAM PENN COLLEGE	IOWA	YAKIMA VALLEY COLLEGE	WASHINGTON
WILLIAM SMITH COLLEGE	NEW YORK	YALE SCH EPIDEM & PUBLIC HLTH	CONNECTICUT
WILLIAM WOODS COLLEGE	MISSOURI	YALE UNIVERSITY	CONNECTICUT
WILLIAMS COLLEGE	MASSACHUSETTS	YANKTON COLLEGE	SOUTH DAKOTA
WILLIAMSPORT AREA COMM COLLEGE	PENNSYLVANIA	YAVAPAI COLLEGE	ARIZONA
WILLMAR AREA VOC TECH INST	MINNESOTA	YESHIVA U ALBERT EINSTEIN C	NEW YORK
WILMINGTON COLLEGE	OHIO	YESHIVA UNIVERSITY	NEW YORK
WILMINGTON COLLEGE NEW CASTLE	DELAWARE	YORK ACADEMY OF ARTS	PENNSYLVANIA
WILSON COLLEGE	PENNSYLVANIA	YORK COLLEGE	NEBRASKA
WILSON COUNTY TECHNICAL INST	NORTH CAROLINA	YORK COLLEGE OF PENNSYLVANIA	PENNSYLVANIA
WILSON MEMORIAL HOSPITAL	NORTH CAROLINA	YOUNG HARRIS COLLEGE	PENNSYLVANIA
WINDHAM COLLEGE	VERMONT	YOUNGSTOWN STATE UNIVERSITY	GEORGIA
WINGATE COLLEGE	NORTH CAROLINA	YUBA COLLEGE	OHIO
			CALIFORNIA



## College Board Regional Offices

### Middle States Regional Office

65 East Elizabeth Avenue. Bethlehem. Pennsylvania 18018. (215) 691-5906

### Midwestern Regional Office

990 Grove Street. Evanston. Illinois 60201. (312) 869-1840

### New England Regional Office

470 Totten Pond Road. Waltham. Massachusetts 02154. (617) 890-9150

### Southern Regional Office

Suite 200. 17 Executive Park Drive. N E. Atlanta. Georgia 30329. (404) 636-9465

### Southwestern Regional Office

Suite 119. 3810 Medical Parkway. Austin. Texas 78756. (512) 454-7791

### Western Regional Office

800 Welch Road. Palo Alto. California 94304. (415) 321-5211

