

DOCUMENT RESUME

ED 118 746

95

CE 005 543

AUTHOR Smith, H. Gene; And Others
TITLE The Development and Testing of a Linear Programming
Technique for Optimizing Occupational Training
Program Combinations. Final Report.
INSTITUTION Oklahoma State Dept. of Vocational and Technical
Education, Stillwater. Div. of Research, Planning,
and Evaluation.
SPONS AGENCY National Center for Educational Research and
Development (DHEW/OE), Washington, D.C. Regional
Research Program.
BUREAU NO R020184
PUB DATE Sep 74
GRANT OEG-0-72-0699
NOTE 284p.; Not available in hard copy due to marginal
reproducibility of computer printout pages

EDRS PRICE MF-\$0.83 Plus Postage. HC Not Available from EDRS.
DESCRIPTORS *Educational Programs; *Linear Programing;
Mathematical Models; Post Secondary Education;
Program Design; *Program Development; *Program
Planning; Secondary Education; *Vocational
Education

ABSTRACT

The report describes a project for developing a linear programming technique and a data base to facilitate decision making in State level planning of occupational training programs. The first 32 pages of the report describe the methods and procedures, results, conclusions, and recommendations of the study and include a brief bibliography. The remainder of the document consists of appendixes which apply the developed technique to the secondary, collegiate, and part-time adult occupational training program in Oklahoma. Appendixes A-F (42 pages combined) consider the following subjects: budget weighting, participating schools, determination of sample size, adult General Aptitude Test Battery sample distribution, Office of Education and occupation related data, and card formats. Appendix G (21 pages) reprints computer summary report listings for the three program levels with respect to each of the following objective functions of the model: maximizing entry level wages, maximizing job placement, maximizing number of programs, minimizing costs, and maximizing social benefits. Appendix H (198 pages) further details the report listings by relating the five program objective options to each of the following occupational areas: agriculture, business and office education, distributive education, home economics, health occupations, and trade and industrial education.
(JR)

Documents acquired by ERIC include many informal unpublished materials not available from other sources. ERIC makes every effort to obtain the best copy available. Nevertheless, items of marginal reproducibility are often encountered and this affects the quality of the microfiche and hardcopy reproductions ERIC makes available via the ERIC Document Reproduction Service (EDRS). ERIC is not responsible for the quality of the original document. Reproductions supplied by EDRS are the best that can be made from

NOV 6 1975

ED118746

the development and testing of a linear programming technique for optimizing occupational training program combinations

DIVISION OF RESEARCH, PLANNING AND EVALUATION
OKLAHOMA STATE DEPARTMENT OF VOCATIONAL AND TECHNICAL EDUCATION
1515 WEST SIXTH/STILLWATER, OKLAHOMA/74074

Project No. R020184

Grant No. OEG-0-72-0699

Report 6

Linear
Programming
Project

U S DEPARTMENT OF HEALTH,
EDUCATION & WELFARE
NATIONAL INSTITUTE OF
EDUCATION

THIS DOCUMENT HAS BEEN REPRODUCED EXACTLY AS RECEIVED FROM THE PERSON OR ORGANIZATION ORIGINATING IT. POINTS OF VIEW OR OPINIONS STATED DO NOT NECESSARILY REPRESENT OFFICIAL NATIONAL INSTITUTE OF EDUCATION POSITION OR POLICY

0505543

ERIC
Full Text Provided by ERIC

Final Report

Project No. RO20184
Grant No. OEG-0-72-0699

H. Gene Smith
Bill D. Collins
Charles O. Hopkins
Margaret P. Isaac
Rakesh Jain
Division of Research, Planning, and Evaluation
Oklahoma State Department of Vocational and Technical Education
1515 West Sixth
Stillwater, Oklahoma 74074

THE DEVELOPMENT AND TESTING OF A LINEAR PROGRAMMING TECHNIQUE
FOR OPTIMIZING OCCUPATIONAL TRAINING PROGRAM COMBINATIONS

September, 1974

U.S. DEPARTMENT OF HEALTH, EDUCATION, AND WELFARE

Office of Education

National Center for Educational Research and Development
(Regional Research Program)

Final Report

Project No. R020184
Grant No. OEG-0-72-0699

THE DEVELOPMENT AND TESTING OF A LINEAR PROGRAMMING
TECHNIQUE FOR OPTIMIZING OCCUPATIONAL TRAINING PROGRAM COMBINATIONS

H. Gene Smith
Bill D. Collins
Charles O. Hopkins
Margaret P. Isaac
Rakesh Jain

Oklahoma State Department of Vocational and Technical Education

Stillwater, Oklahoma

September, 1974

The research reported herein was performed pursuant to a grant with the Office of Education, U.S. Department of Health, Education, and Welfare. Contractors undertaking such projects under Government sponsorship are encouraged to express freely their professional judgment in the conduct of the project. Points of view or opinions stated do not, therefore, necessarily represent official Office of Education position or policy.

U.S. DEPARTMENT OF
HEALTH, EDUCATION, AND WELFARE

Office of Education
National Center for Educational Research and Development

ABSTRACT

Education agency planners do not currently have access to planning techniques which will evaluate alternative courses of action concerning optimum program mix. The purpose of the Linear Programming (L.P.) project was to develop a technique for optimizing occupational training program combinations in an effort to facilitate decision-making in the Oklahoma State Department of Vocational and Technical Education. The project has required: (1) analyzing decision-makers information needs concerning program mix, (2) establishing data collection procedures for all variables in the model, (3) developing a user-oriented L.P. output solution format, (4) relating the L.P. technique to the decision-making process in layman terms, and (5) operationalizing the L.P. technique on a model basis for each program planning level.

Analysis indicated the key constraints impacting on optimum program mix were total costs, reimbursement rates, student supply, programs required, demand, student profile, job placement, and graduates produced. These constraints required original data collection effort and refinement of existing data.

The application of solutions from the model has utility for cost/benefit analysis, determination of occupational emphasis, funding negotiations, curriculum design and program addition/deletion. The L.P. solutions for each program planning level are produced in formats for each objective function. Currently, the L.P. model generates solutions based on either maximization of entry wages, job placement, students served, and social benefits, or minimization of program costs.

PREFACE

This report is a result of the efforts of many individuals and agencies. The agencies who have contributed to the project are the Oklahoma Employment Security Commission, the Oklahoma State Department of Institutions, Social and Rehabilitative Services, and local educational agencies throughout the State of Oklahoma. From those agencies, personal appreciation is expressed to Mr. James Page, Chief of Statewide Local Operations, Oklahoma Employment Security Commission, and his staff for their cooperation in obtaining data relative to the General Aptitude Test Battery. Further appreciation is expressed to Mr. Will Bowman, Chief of Research and Planning for the Oklahoma Employment Security Commission, and his staff for their total support in providing research data upon request. Recognition should also be given the Oklahoma State Department of Institutions, Social and Rehabilitative Services, Division of Vocational Rehabilitation, and especially Mr. Carroll Hostetter and his staff for providing much needed data in the social benefits area.

Credit is also due Dr. Lanny Bateman, now with the University of Georgia. Dr. Bateman was the first project director and was instrumental in the initial efforts of the project. Recognition is given Mrs. Martha Miller, former research assistant, and now a doctoral candidate at Oklahoma University, and Mrs. Suzanne Clymer, former research assistant who began the programming effort.

We recognize the Linear Programming Project Advisory Committee for their suggestions and guidance throughout the project. The members of the committee are:

Mr. Roy Irons, Director
State Department of Vocational Education
Boise, Idaho

Dr. John W. Struck, State Director
Department of Education
Bureau of Vocational, Technical and Continuing Education
Harrisburg, Pennsylvania

Dr. Darrel Ward
Marion Company Intermediate
Salem, Oregon

Dr. Marvin Linson
State Board for Community Colleges and Occupational Training
Denver, Colorado

Mr. Leonard E. Kunzman
Oregon Board of Education
Salem, Oregon

Mr. John E. Snyder, Association Commissioner
Division of Vocational Education
State Department of Education
Topeka, Kansas

Dr. George Copa
Research Coordinating Unit
College of Education
University of Minnesota
Minneapolis, Minnesota

Dr. Harold Mitzel
Associate Dean of Education
Pennsylvania State University
State College, Pennsylvania

TABLE OF CONTENTS

Chapter	Page
I. Introduction	1
II. Methods and Procedures	3
General Description of Constraints	
Detail Description of Constraints	
Summary	16
III. Results.	23
Summary Report Description	
Detail Report Description	
Comparison Analysis of Model Output	28
IV. Conclusion and Recommendations	30
Bibliography.	32
Appendix A-Budget Weighting	33
Appendix B-Participating Schools	35
Appendix C-Determination of Sample Size	39
Appendix D-Adult GATB Sample.	44
Appendix E-DE and Occupation Oriented Data	47
Appendix F-Card Formats.	50
Appendix G-Complete Summary Report Listings	54
Appendix H-Complete Detail Report Listings	75

LIST OF TABLES

Table	Page
I. Summary of Secondary Matrices Objective Functions	271
II. Summary of Collegiate/Full-Time Adult Matrices	272
III. Summary of Part-Time Adult Matrices Objective Functions	273

LIST OF FIGURES

Figure		Page
1.	Costs	11
2.	Occupation Demand	12
3.	Student Profile	13
4.	Statistics	17
5.	O. E. Header	18
6.	New Program	19
7.	Occupation Header	20
8.	L. P. Model	21
9.	Summary Report	24
10.	Detail Report	26

LIST OF ABBREVIATIONS

1. Area Vocational-Technical School AVTS
2. Comprehensive High School C.H.S.
3. Dictionary of Occupational Titles DOT
4. General Aptitude Test Battery GATB
5. Junior College J.C.
6. Linear Programming L.P.
7. Occupational Aptitude Patterns OAP
8. Office of Education O.E.
9. Occupational Training Information System OTIS

CHAPTER I

INTRODUCTION

The need for program planning at the state level has been evidenced by the high level of interest in workshops and other training experiences addressing the state planning activity. A comprehensive planning device directed specifically toward state planning has not been implemented. State agencies have indicated planning assistance would be helpful. This could be realized from utilization of a Linear Programming Model which will evaluate alternate courses of action concerning curriculum offerings assuming a given set of variables and constraints.

A problem confronting state education agency planners is that they currently do not have access to planning techniques which will efficiently and effectively evaluate alternate courses of action concerning optimum curriculum design. Improved curriculum and program planning must be achieved at the state level if maximum service to the public is realized.

The purpose of this project was to develop a Linear Programming Technique and a data base for utilization in state level planning of occupational training programs. The project analyzed state level planning needs and specified data collection requirements for operating a Linear Programming Model. The model permits the state level decision makers to efficiently and effectively evaluate various program mixes, subject to constraints applicable to conditions within the state. The project orients state planners to the requirements and planning potential of the Linear Programming Model for planning occupational training programs. The data collected for this project and model output have application for counselors assisting students in career selection.

Linear Programming is not a new technique. Business, industry and government have utilized Linear Programming to assist in decision making for many years. However, the concept of using such a process is relatively new to education.

Many subjective decisions have been made in Vocational Education due to the lack of management tools such as Linear Programming. Linear Programming is a computational method to determine the best plan or course of action among many alternatives. A specific or numerical objective exists for the plan, and the means or resources available for attaining it are limited. A Linear Programming problem has three quantitative components: an objective function, alternative methods for obtaining the stated objective function and resource restrictions.

A Linear Programming problem does not exist unless there are limited resources or other restrictions which limit how much can be produced or expended. These limitations may be capital, supply and demand of students, entry wage, etc. . . . If the objective or an economic or social entity can be expressed quantitatively, and if the objective function of a system can be expressed in equation form, the solution can be computed by means of such mathematical techniques as Linear Programming.¹

¹Earl O. Heady, Research for Decision Making, Operations, Iowa State Press, 1973.

The objectives of this study were:

1. To develop a state level Linear Programming Model, which will facilitate the evaluation of various objective functions applicable to state level occupational training (e.g., 1. maximize entry level wage, 2. maximize job placement, 3. minimize costs, 4. maximize students served, and 5. maximize social benefits.)
2. To develop a Linear Programming Model for state educational agencies which will maximize returns to additional wages gained from supplementary occupational training.
3. To establish data collection procedures for the variables of the Linear Programming Model including source, method of capture, and system entry.
4. To determine through the use of Linear Programming the combination of occupational programs that will give the greatest return to a state educational agency's resources.
5. To identify key decision variables critical to optimum program mix.
6. To exemplify how the model can assist state educational agency decision makers in determining the resources needed to meet specific objectives.
7. To provide counselor oriented data for assisting students in career selection.

The Linear Programming Model developed by this study and the data collected for utilization in the model is beneficial to many segments of education and to business and industry interests. Specifically, the state education agency can more effectively meet the multiple constraints of providing the most beneficial types of training for the lowest costs. The students will be better served through utilization of student profile data, student supply/demand data, entry level wage data and other key constraints in determination of occupational training program offerings. The Linear Programming output report reflects occupational emphasis in percentages of each program cluster. The report provides the administration additional information concerning occupations which should receive greater emphasis within the programs offered. Business and industry can utilize student profile data for determining potential labor sources for new and emerging manpower demands. The results of this project will assist State Departments of Vocational and Technical Education to more effectively allocate their resources to state education agencies. The counselor will have access to more complete student profile information for assisting students in career selection.

A Linear Programming model was developed by the Oklahoma State Department of Vocational and Technical Education Proposal Number R020184. The model includes three matrices, each containing five objective functions. The three matrices are: (1) Secondary, (2) Collegiate/Full-Time Adult, and (3) Part-Time Adult.

The data was collected through direct contact with local education agencies and through assimilation of data available from various state agencies. The data was processed through the model to provide decision-making assistance reports for local and state level decisionmakers.

To accomplish the optimal solution for a Linear Programming problem of any kind, there must be adequate computer hardware available. The system must also have the software capabilities to accomplish a Linear Programming solution. The system currently being utilized for the project is a 360/65 with an MPS 360 package.

CHAPTER II

METHODS AND PROCEDURES

The purpose of this chapter is to review the five objective functions selected for the Linear Programming Model and to describe the constraints as they apply to the model. The five objective functions and the reasons for their selection are listed below:

1. Maximize Entry Level Wage. Provides for selection of those programs which will yield the maximum wages for students enrolled in a program. The model will select, based upon constraints such as supply, demand, and costs, those programs which will provide the highest wage for a student at the completion of a program.
2. Maximize Job Placement. Selects those programs which will provide for the maximum number of students placed on jobs, based upon the resources available for training. This objective function is also important in accounting for those who are placed on jobs. Job placement has become a priority in most states and, therefore, is important in the decision-making process concerning program offerings.
3. Minimize Program Costs. Provides for developing a program mix which incurs a given minimum cost. This objective function was included since tax monies available for training students are limited.
4. Maximize Students Served. Indicates which programs should be considered to serve the most students with the resources available. This objective function, as well as all others, would also consider factors such as cost, demand and supply.
5. Maximize Social Benefits. Indicates that amount of money returned to the economy by students trained in vocational or technical programs. The benefits are shown in the form of taxes and in the dollars saved by the Department of Welfare through Vocational-Technical programs. This objective function will also be helpful for decisionmakers to show legislators how education is assisting in returning tax monies to the state and saving tax dollars by reducing welfare costs.

General Description of Constraints

There were several constraints placed on the L.P. Model, some of which were utilized interchangeably as objective functions. The first constraint, cost data, was vital to the model since allocation of funds is one of the most difficult to project and one of the resources that a program must have to survive. It was chosen as a constraint because costs are a major factor in any operation. The costs were obtained from various sources throughout the State of Oklahoma, but they were all checked for validity and uniformity. The cost reimbursement factor was included to reflect the amount of money reimbursed by the State Department of Vocational and Technical Education to the local education agency.

The student profile constraint was selected because there are a limited number of students who may qualify for specific jobs. The students sampled for the student profile had taken the GATB and the scores were separated into the percentage of students who were in specific OAP profiles. This method allows the model to choose the optimum mix of programs with the student's aptitude level available in the selection process.

The number of programs constraint is the number of programs now operational in each division. This constraint was placed upon the model because it was realized that programs now in operation could not be phased out immediately and the optimal mix should be based upon the programs now operational.

The supply and demand constraints, basic to any mathematical model, were derived primarily from existing reporting systems. Student placement is a primary concern with vocational and technical education.

The placement rates and number of graduates available constraints were placed on the model to calculate the number of students who are actually available for the job market. Without a constraint of this type, the model would accept everyone who completes a program as available and ready to be placed on the job. The Linear Programming Model calculates the total number of graduates divided by the total number of students enrolled times the average class size multiplied by the percent of graduates available for placement. This number becomes the student population that the model utilizes to fill specific job demands.

Detail Description of Constraints

Costs

Program costs were a major constraint in the Linear Programming Model. Separate cost schedules were developed for Comprehensive High Schools, Area Vocational-Technical Schools and Junior Colleges. Each of the components was treated in such a way for each institution to maintain continuity among all institutions. The costs represent an average of program costs for each program in the matrices. Cost data were collected from various portions of the state when such data were not available in the Oklahoma State Department of Vocational and Technical Education. These cost schedules included the following components.

- I. Capital Outlay For a New Program
 - A. Facilities - This cost area represents an average cost to build a facility for a specific type program. This value was calculated by multiplying the total square footage required to operate a program by the state average cost to build a facility at a specific institution; that is comprehensive high schools, area vocational-technical schools or junior colleges. Information was obtained from a Capital Improvements Summary developed by the Area Schools Division, Oklahoma State Department of Vocational and Technical Education. Total cost of construction was divided by square footage known to be in each facility. This procedure provided a state average cost per square foot to build a facility in an area school. The junior college figures were obtained from actual information received at the local institution. Square footage figures were received by personal contact with local

administrators and from blueprints of various facilities. These actual figures were comparable to those reflected in a study by Bob N. Gage and Harmon R. Fowler, Gainesville, Florida, "Cost Analysis: First Step Toward Differentiated Funding", National Education Finance Project, January, 1971.

- B. Equipment - The equipment cost reflects state averages of the cost of equipment when starting a new program for a particular program area. Data was obtained from invoices kept by the Area Schools Division of the Oklahoma State Department of Vocational and Technical Education and from actual contact with the local instructors and administrators in various institutions throughout the State of Oklahoma.

II. Annual Operating Costs

- A. Salary of Instructor - This cost area represents a state average salary of an instructor in a specific program. All information was obtained from the Oklahoma State Department of Vocational and Technical Education. Comprehensive high school salaries were taken from the 1972-73 printouts reflecting salaries maintained by the Finance Division, Oklahoma State Department of Vocational and Technical Education. Area Vocational-Technical School figures came from the Personnel Report printed by the Area Schools Division.
- B. Travel of Instructor - Most state supervisors and school administrators indicated there was no standard formula for determining travel, therefore, this item was not included in the Linear Programming Project basic budgets.
- C. Salary of Supportive Personnel - Included in this section are the salaries of all supportive personnel involved in a particular program (e.g. administrators, counselors, school nurses, cooks, secretaries, aides, bus drivers, and custodians, where applicable). The value reflects a state average for specific programs.
- D. Depreciation of Facilities - This figure is the annual cost of depreciation of the facility for a specific program. A straight-line depreciation formula was used to calculate this annual depreciation. A life expectancy of thirty years for a facility was assumed.

$$\text{Annual Dep. of Fac.} = \frac{\text{Total Cost of Facility (Sq. Ft. X \$\$ Per Ft.)}}{\text{Life Expectancy of Facility (30 yrs.)}}$$

- E. Depreciation of Equipment - This is the annual depreciation of equipment for a specific program. Again, a straight-line depreciation formula, assuming a twenty percent salvage value and a ten year life expectancy, was used to determine the annual depreciation of equipment.

$$\text{Annual Dep. of Equip.} = \frac{\text{Total Cost of Equip.} \cdot \text{Salvage Value (20\%)}}{\text{Life Expectancy of Equipment (10 yrs.)}}$$

- F. Operation and Maintenance of Plant - The value includes the cost of heating, air conditioning, power, water and consumable supplies for a specific

program. The average number of square feet per program was multiplied by \$0.62 to determine the operation and maintenance of plant. The \$0.62 rate was obtained from the Oklahoma State Department of Vocational and Technical Education, Finance Division.

- G. Insurance of Facilities - The value of facilities was divided by two and multiplied by .01 to arrive at the insurance cost for all buildings. The following formula was obtained from surveys of several insurance companies to determine the rate to charge for facility insurance. The following formula was used to derive the cost of insurance for facilities:

$$\text{Annual Insurance of Facility} = \frac{\text{Value of the Facility}}{2} \quad \text{X } .01$$

- H. Insurance of Equipment - The amount to charge for equipment insurance was also determined by the survey of insurance companies done by the Oklahoma State Department of Vocational and Technical Education. A similar formula was used to derive the cost of insurance of equipment.

$$\text{Annual Insurance of Equipment} = \frac{\text{Value of Equipment}}{2} \quad \text{X } .01$$

Comprehensive high school budgets were derived by utilizing a combination of area school budgets and data from existing studies. Costs taken from the Chumbley budgets for area schools and comprehensive high schools were compared for similar programs. A percentage was derived from the ratio between AVTS cost areas in comprehensive high school cost areas for similar programs for all areas except salaries and supportive personnel. Salaries came from actual 1972-73 printouts maintained by the Finance Division at the Oklahoma State Department of Vocational and Technical Education. Supportive personnel came from the average of all the supportive personnel costs in the Chumbley study. The CHS annual costs for a program were calculated by applying an AVTS/CHS cost ratio to L.P. derived AVTS costs.

There was an added component-equipped rental for AVTS on the Data Processing Budget. This area was not necessary in other cost schedules.

All three areas, CHS, AVTS, and JC, were validated by cross-checking figures with the local personnel and by comparison with an equipment and square footage report by the Evaluation Unit at the Oklahoma State Department of Vocational and Technical Education, Research, Planning, and Evaluation Division. The cross validation process yielded no significant differences in most areas. In the few cases where a difference was noted, the cost schedules were adjusted to be more compatible with the other sources mentioned above.

III. Matrix Budget Calculations

The three matrices involved in the L.P. model all required different weighting factors depending upon the amount of time that a particular program was taught in the three facilities. The following reflects the three areas and how they utilize the basic cost schedules in the weighting process.

Secondary - Comprehensive High School and Area Vocational-Technical School

Collegiate/Full-Time Adult - Area Vocational-Technical School and Junior College

Part-Time Adult - Comprehensive High School, Area Vocational-Technical School and Junior College

A. Secondary

1. Comprehensive High School

a. Annual Costs (Taken from basic budgets and the following sources)

(1) Cost of Vocational and Technical Education Programs in Oklahoma from a State Department of Vocational and Technical Education Finance Division listing.

(2) Chumbley, John D., A Cost Analysis of Selected Vocational and Technical Education Programs in Oklahoma. 1972.

(3) Additional budgets were derived by the Linear Programming Staff as required. Information for budgets was obtained from the State Department of Vocational and Technical Education, Finance Division, for salary and supportive personnel. The remainder of the cost areas was calculated from a percentage derived from a ratio of Comprehensive High School costs to Area Vocational and Technical School costs for similar programs.

b. Reimbursement

Only salaries are reimbursed for high school programs. A standard rate is applied to each program regardless of contact hours. The reimbursement rate was found in the Operations and Procedures Manual, Oklahoma State Department of Vocational and Technical Education. (1972-73).

2. Area Vocational-Technical School

a. Annual Costs - Budgets were calculated on a cost per contact hour rate. The length of Area Vocational-Technical School programs in hours was obtained from Area Schools Publications. The following list shows which cost areas utilized contact hours in the costing procedures:

- (1) Salary - Values were taken directly from the basic cost schedules.
- (2) Travel - Values were taken directly from the basic cost schedules.
- (3) Supportive Personnel - Average contact hours were multiplied by the cost per contact hour rate for supportive personnel. This was obtained by dividing total cost for supportive personnel by the total number of contact hours.
- (4) Depreciation of Facilities - Total costs for depreciation of facilities were divided by the total contact hours to derive the cost per contact hour rate which was then multiplied by the standard number of contact hours.
- (5) Depreciation of Equipment - Values were taken directly from basic cost schedules.
- (6) Operation and Maintenance of Plant - Total costs for the operation and maintenance of plant were divided by total contact hours to derive a rate for this cost area. This rate was multiplied by the standard number of contact hours.
- (7) Insurance of Facilities - Again, a cost per contact hour rate was derived using total cost of insurance of facilities. The rate was multiplied by the standard number of contact hours.
- (8) Insurance of Equipment - Values were taken directly from basic cost schedules.

b. Reimbursement

Salary of instructor and books and supplies were figured from a standard reimbursement for those cost areas. All other areas, Travel of Administrators, Transportation, Salary of Supportive Personnel, and Operation and Maintenance of Plant were derived using the standard number of contact hours times a rate figured for each area in the same manner as the rates were figured in the annual cost portion of the budget. The remaining cost areas were in a fixed cost reimbursement as shown on the following page.

$$\frac{\text{Total Reimbursed Cost for Area}}{\text{Total Contact Hours}} = \text{Cost Per Contact Hour rate}$$

3. Weighting of the Budgets

If courses were taught in both Comprehensive High Schools and Area Vocational-Technical Schools, the budgets used in the matrix were

weighted in terms of the percentage taught in both places. The percentage was determined by adding the number of courses taught in Comprehensive High Schools and the number taught in Area Vocational-Technical Schools according to the annual budgets issued by the State Department of Vocational and Technical Education. A percentage of the total taught was then obtained. (see Appendix A)

B. Collegiate/Full-Time Adult

1. Area Vocational-Technical School

All cost areas were calculated exactly as described in the Secondary Matrix portion. Reimbursement was also figured in the same manner.

2. Junior Colleges

All cost areas for the annual cost came directly from the basic cost schedules. Reimbursement was made for only three areas in Junior College: Salary, Supportive Personnel and Equipment. Each of these areas had a standard amount which was reimbursed regardless of contact hours. If similar programs are offered at the junior college and area school level, the program costs are weighted by the percentage of total students in each category.

C. Part-Time Adult

1. Comprehensive High School

All figures were taken from the basic cost schedules. These were then multiplied by the percent that the particular program was offered as a comprehensive high school course. If the percent of adult courses offered in carpentry, for instance, is 5 percent, then the figures on the basic budget for carpentry would be multiplied by 5 percent and added to those figures for courses taught in other types of institutions.

2. Area Vocational-Technical School

These budgets were calculated on the cost per contact hour rate to arrive at the basic budget figures. A similar formula was used to derive the weighted budgets for part-time adult. The same contact hour rates were used for the respective cost areas but a new contact hour amount was calculated according to the length of the specific course. The percent of AVTS Programs in the adult courses was used only on depreciation and insurance of equipment. Comprehensive high school and junior college budgets were computed using the same procedures.

3. Junior Colleges

The calculation of comprehensive high school part-time adult costs was duplicated for junior colleges.

4. Special Exceptions

- a. Salaries: These were calculated by Division using a list of courses, clock hours and salary per clock hour from forms submitted for course approval by the adult instructors to the State Department of Vocational and Technical Education. The total number of courses in each service area was divided into the total per hour salary to arrive at an average salary. This average hourly wage was then multiplied by the number of hours that particular program took for completion.
- b. Reimbursement: Salary only was reimbursed at a standard rate per contact hour of the particular program. The standard reimbursement rate for salary came from the State Department of Vo-Tech Operations and Procedures Manual.

Figure 1 illustrates graphically the procedure through which cost data was processed before entry into the model.

Calculations for Demand

Gross demand is reflected in the Cycle V OTIS Report for each occupation within a cluster. This demand, however, is not allocated by the type program (e.g. Secondary, Collegiate/Full-Time Adult, or Part-Time Adult). Therefore, the demand was derived for these areas by allocating total gross demand based on the proportionate supply from each source. The following formulas were used in this calculation.

$$\text{Secondary Demand} = \frac{\text{Secondary Supply}}{\text{Total Supply}} \times \text{Total Demand}$$

$$\text{Collegiate Demand} = \frac{\text{Collegiate Supply}}{\text{Total Supply}} \times \text{Total Demand}$$

$$\text{Part-Time Adult Demand} = \frac{\text{Part-Time Adult Supply}}{\text{Total Supply}} \times \text{Total Demand}$$

The Figure 2 flow chart also illustrates how demand was processed before it became an integral part of the L.P. model.

Student Profile

The General Aptitude Test Battery (GATB) was the measure utilized to determine the student profile for the Linear Programming Project. The GATB scores used in the current L.P. Matrices were obtained from cooperating Area Vocational-Technical Schools and Comprehensive High Schools that had participated in the testing of high school sophomores and seniors throughout Oklahoma by the Oklahoma Employment Security Commission. The students whose scores were used in the profile were tested during the 1971-72 school year and the students were considered potential vocational-technical enrollees for the following school year, 1972-73.

The sample consisted of 9,084 sophomores, 863 seniors, and 794 adults. Test data were not available from all schools or school districts in the state. However, the sample was considered to be representative of the population. The flow chart, figure 3, illustrates the collection and data processing for GATB scores.

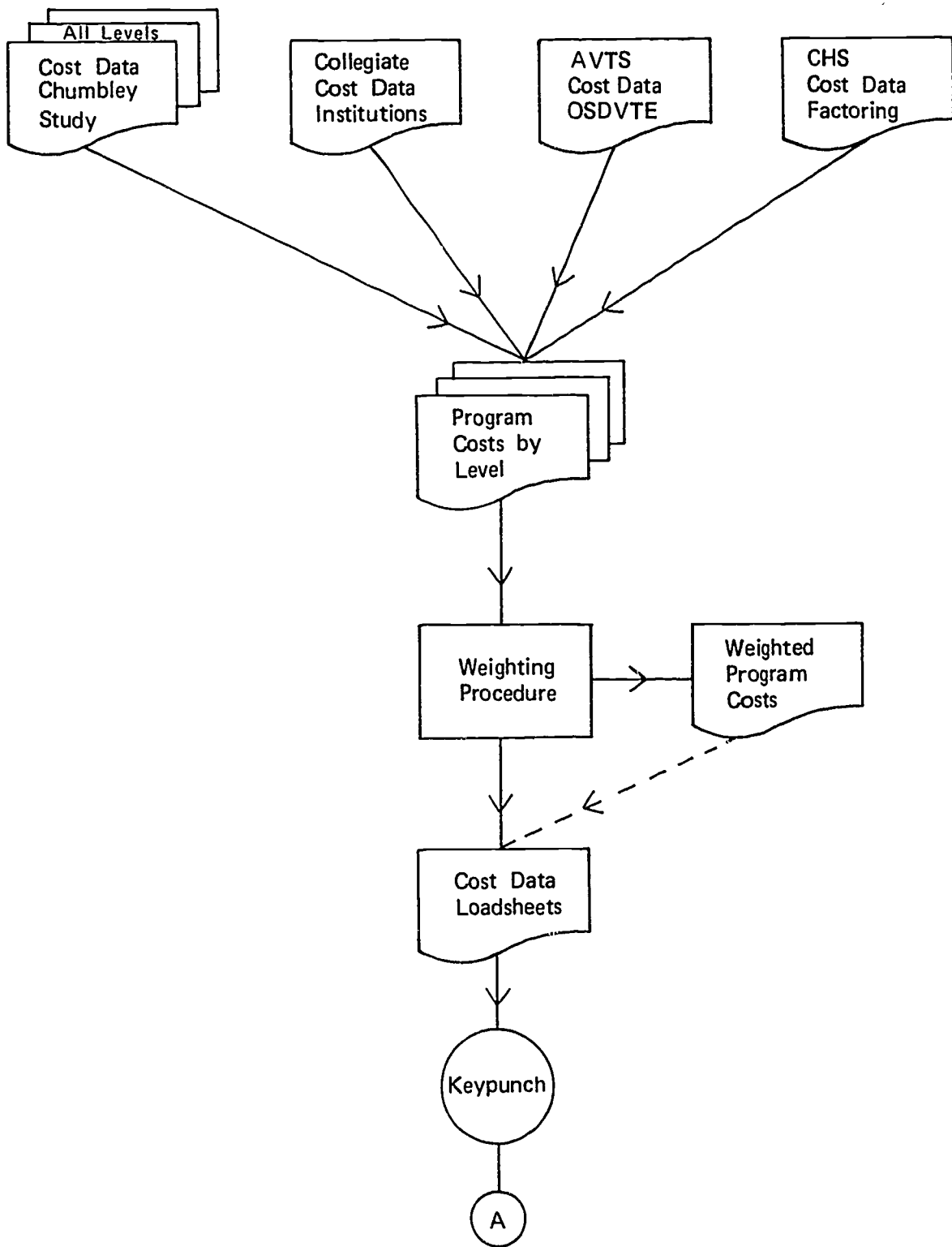


FIGURE 1. Costs

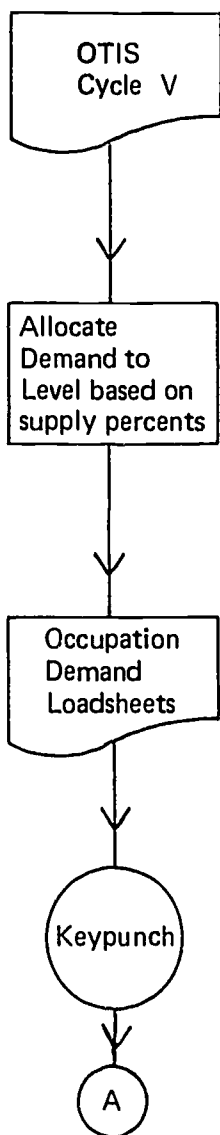


FIGURE 2. Occupation Demand

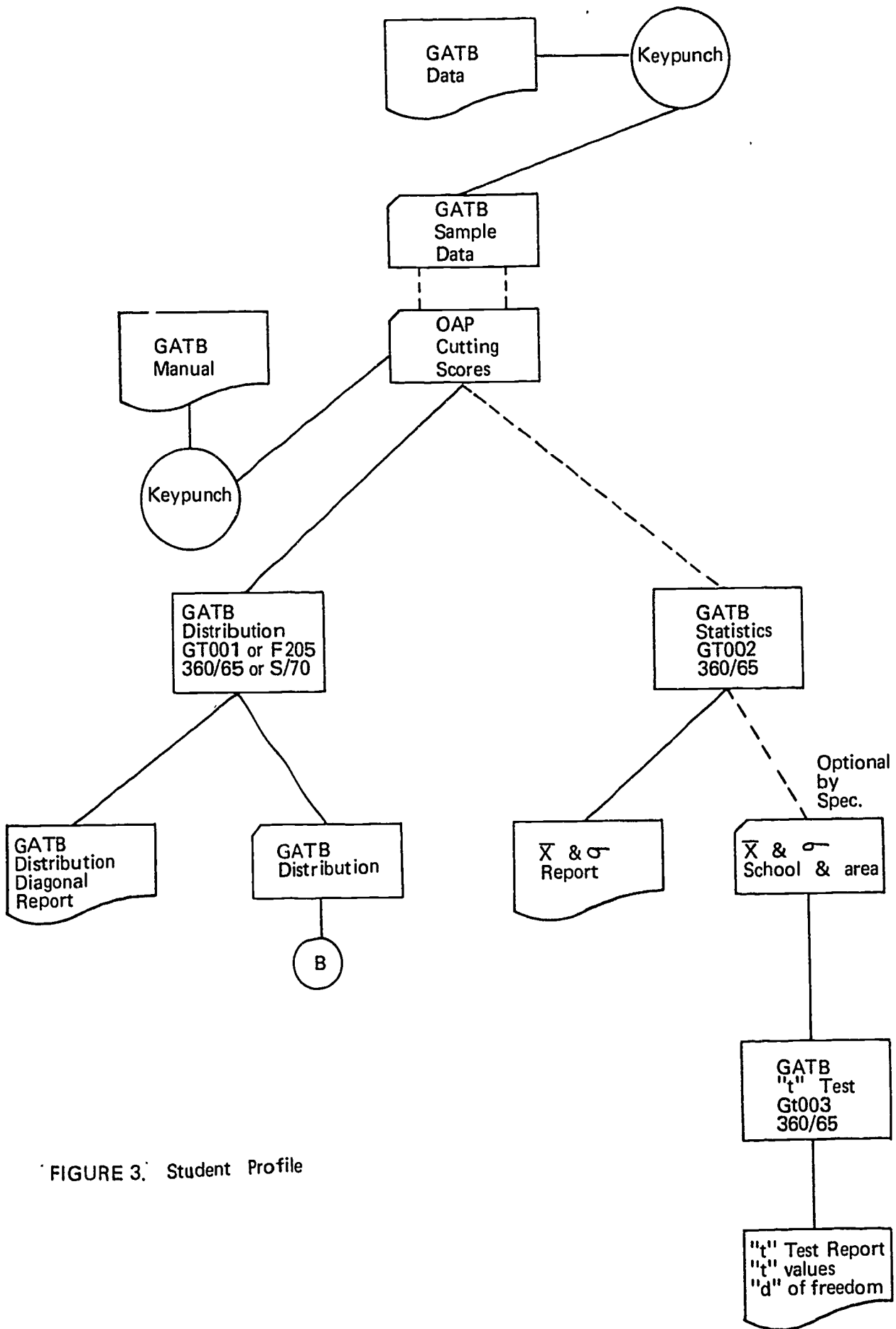


FIGURE 3: Student Profile

The General Aptitude Test Battery is a well recognized aptitude test developed by the Department of Labor and utilized by the State Employment Security Commission, to test people who are entering the working world. The instrument was chosen as the test to use in the Linear Programming Model because of availability and the broad spectrum of occupations included. The test is so designed that most occupations in the matrix easily adapt to one of the sixty-two occupational aptitude patterns (OAP) which in effect restricts the supply of students available for a given OAP. The nine areas tested in the GATB are: (1) general learning ability which is composed of spatial, verbal, and numerical, (2) verbal aptitude, (3) numerical aptitude, (4) spatial aptitude, (5) form perception, (6) clerical perception, (7) motor coordination, (8) finger dexterity, and (9) manual dexterity. From these nine areas the three most significant areas relating to a specific occupation are combined to determine the OAP. The OAP's are then utilized in the matrix as supply constraints for a given occupational area.

GATB Sample Sizes were determined for each matrix as follows:

Secondary - A total sophomore GATB sample of 9,084 scores was used in the process to calculate the potential supply of secondary students within OAP groupings. This sample was considered representative of the total sophomore population for the State of Oklahoma. The scores were collected from several area vocational-technical schools throughout the state. However, the scores were not only representative of those students in area vocational-technical schools, but also those sophomore students in all participating high schools in the area vocational-technical school district. The area vocational-technical school counselor or the employment service administered the test to all or a major portion of the schools in the district from which scores were obtained. Area school districts and their component comprehensive high schools are listed in Appendix B.

Collegiate/Full Time Adult - A total of 863 senior GATB scores were utilized from area vocational-technical schools throughout the state. The statistical technique (detailed in Appendix C) was used to stratify out potential post secondary population by GATB/Occupational Aptitude Patterns.² The total post secondary population was obtained from a program summary by district report (1971-72), from the Occupational Training Information System (OTIS). The number of senior scores to be utilized was calculated by the statistical method cited above. The calculations indicate that with the present population, at least 860 senior scores were needed to maintain a 95 percent confidence level within 1.5 points of the mean and with a maximum standard deviation of 22.

Adult - There were 794 adult scores utilized, representing 26 different local employment offices throughout Oklahoma. An 8% sample was used from each office because most registrants had taken the GATB test. Therefore, 8% is considered an adequate sample given that a majority of the population have taken the test, according to Snedecore and Cochran, Statistical Methods. A list of the local offices and the number of scores used from each office can be found in Appendix D.

Average Program Size

Average program sizes were calculated in the Secondary area for each service area (e.g. Agriculture, Business and Office, Distributive Education, etc.) and the Trade and Industrial Division was calculated for each specific occupation within that division. The data was taken from the Operations and Procedures Manual, 1972-73, Oklahoma State Department

²George N. Snedecore and William G. Cochran, Statistical Methods, The Iowa State University Press, 1967.

of Vocational and Technical Education. The calculation was accomplished by use of maximum and minimum recommended program sizes, with the addition of overload. The midpoint was utilized as the optimum program size. In the Health Occupations Division, information was obtained from Dr. Patricia Jamison, State Supervisor of Health Occupations.

These figures were validated by taking, at random, fifteen schools in each division and averaging their enrollment to see how this compared to the average sizes in the Operations and Procedures Manual. The comparison figures for the averages were taken from the 1972-73 summary of secondary enrollment by division. In all cases, the averages from the report and those from the Operations and Procedures Manual were within reasonable range of one another.

All Collegiate/Full-Time Adult and Part Time Adult program class sizes are derived from their secondary counterparts.

The following areas were exceptions to this rule:

Health Occupations program sizes for Collegiate/Full-Time Adults were derived from a list of recommendations from professional organizations in the health field.

The Computer Science Class sizes were derived from the current minimum and maximum capacities bulletin formulated by the State Department of Vocational and Technical Education, Area School Division.

Number of Graduates and Placement Rates

Secondary placement percentages were obtained from OTIS Cycle Five, Follow-up Data on Graduates. It was assumed that a program not listed as a Post-Secondary program in the report was a Secondary program.

If the program was listed at both levels, a check of the follow-up for graduates and the completion printout report was made to verify the numbers in Cycle Five of OTIS. If there were any Post Secondary listings or students in Junior Colleges, those numbers were subtracted and new percentages calculated.

- x - Total Number Enrolled, taken from 3138 Completion Report Printout (1971-72).
- X - Total Graduates from OTIS Cycle Five Supplement II, Table III, Column one, less post-secondary students. This was then multiplied by a Completion-to-enrollment ratio.
- A - Calculated as $X \div x$
- B - The percent of graduates available for placement derived from Cycle Five, Supplement II, Table III, Column two and three with post-secondary subtracted from both columns and new percentages calculated.
- C - Average class size was taken from the Oklahoma State Department of Vocational and Technical Education Operations and Procedures Manual.

D - The number of students in an average class that were graduates was calculated as $(C \times A)$, or the percent of total enrollment that were graduates times average class size. The Linear Programming Model calculates the value of $(C \times A)$ times (B) to determine the graduates available for placement from an average size program. "B" is the percentage of graduates available for placement.

B₁ - OTIS Cycle Five, Supplement II, Table II, Column One, 1970-71 and 1971-72 percentages were averaged. If the percentage for 1971-72 had been altered by the formula applied, then the 1970-71 figures were changed by the same number.

Figures 4 and 5 illustrate the processes for additional data required in the model as constraints. The areas are: (1) program size, (2) the percentage of graduates, and (3) the number and percentage of students available for placement.

Social Benefits Module

This segment of the Linear Programming model was designed to produce information relative to dollars saved by the welfare services when a person is trained and placed in a job, and dollars returned to the state when a student is placed on a job. This is expressed in terms of dollars paid in taxes by those individuals placed in wage earning positions.

The information used in calculating those additional benefits was obtained from the State Department of Institutions, Social and Rehabilitative Services, Vocational Rehabilitation Services. Information concerning graduates of vocational and technical programs offered by the State Department of Vocational and Technical Education or reimbursed by this Department were utilized in the social benefits module. The following information was obtained: job placement information, amount of welfare grant received at referral to Vocational Rehabilitation, the number of graduates by occupation receiving welfare grants at referral, and the average entry level wage for each occupation in the matrices.

The tax portion of this module reflects the benefit to the state in the form of taxes paid by a person after he is trained and placed in a wage earning position. The social benefits module will be of benefit to decisionmakers in the justification of adding or deleting programs and can be used for presentation to legislators to indicate the value of vocational and technical education to the community.

Figure 6, indicates the new program weighted costs based on selected variables. Figure 7, Occupation Header Data, includes VIEW, GATB/OAP Data, OTIS Cycle V demand data and average wage data which is illustrated in the flow chart, and references how this data is entered into the model. The L.P. Model Flow Chart, Figure 8, illustrates how each constraint and variable is entered into the model and the process used for acquiring a solution.

Summary

The determination of constraints was based on decisionmakers' evaluation of factors impinging on an optimum program mix. Treatment of individual constraints was dependent upon unique characteristics within each individual area. Constraint values are the result of utilizing research studies of ongoing operations, decisionmakers' interviews and original research and data collection procedures.

Data included in this model can be categorized into O.E. oriented data and occupation oriented data as indicated in Appendix E.

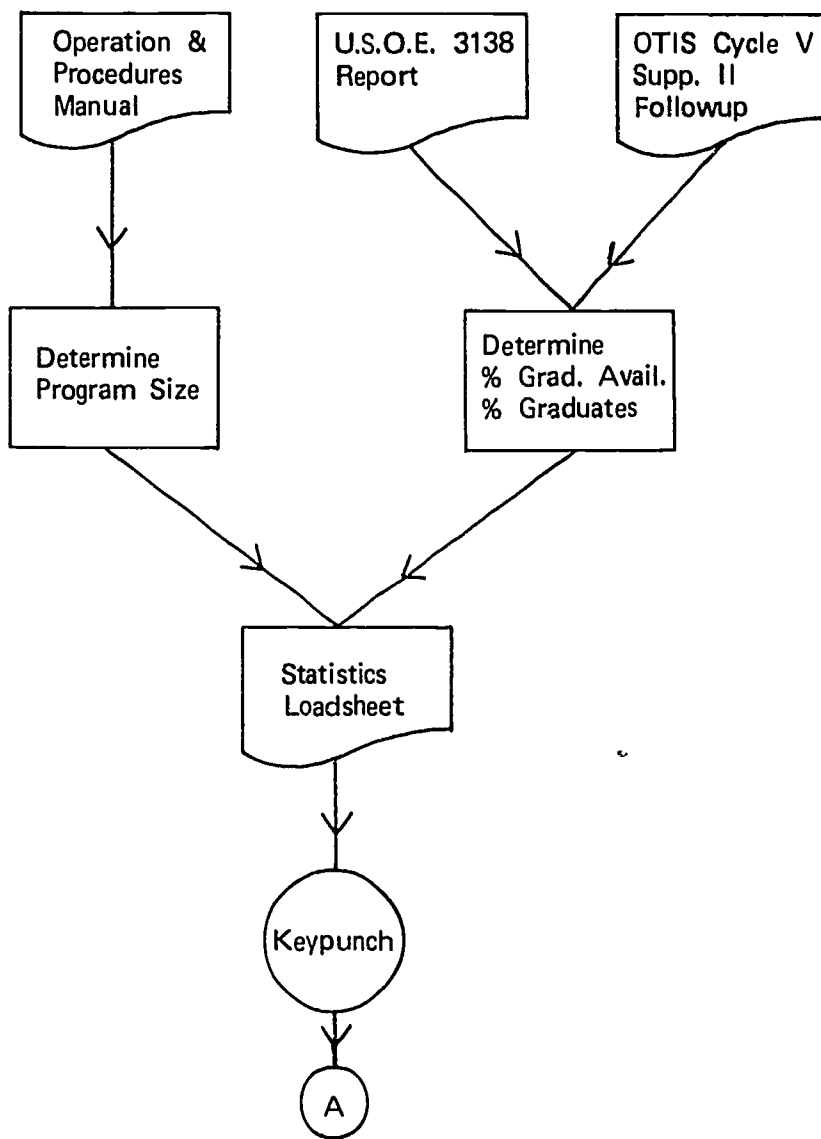


FIGURE 4. Statistics

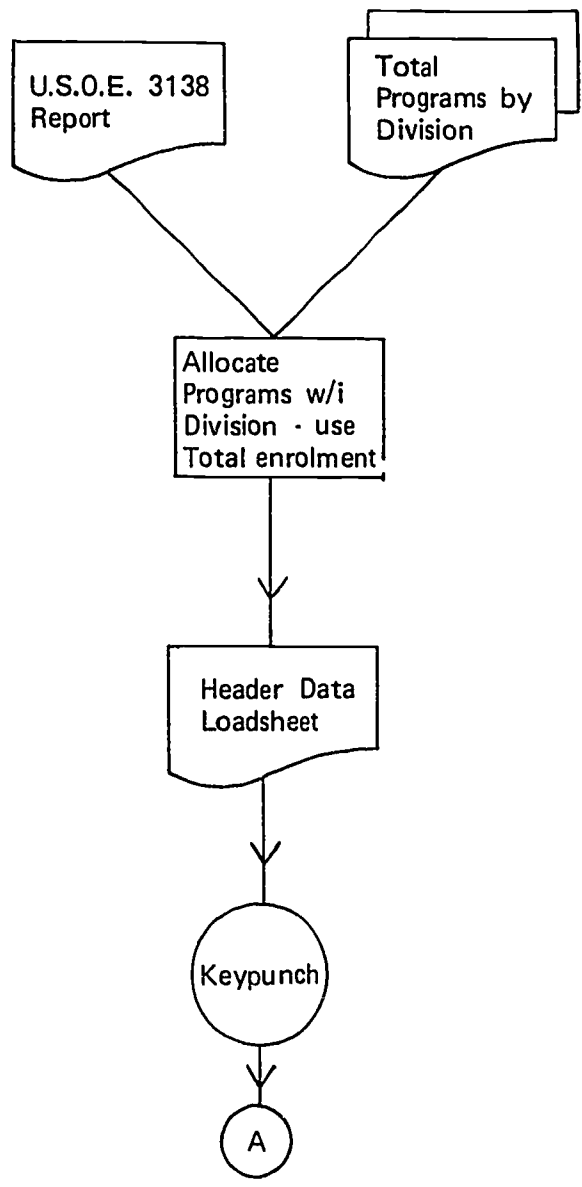
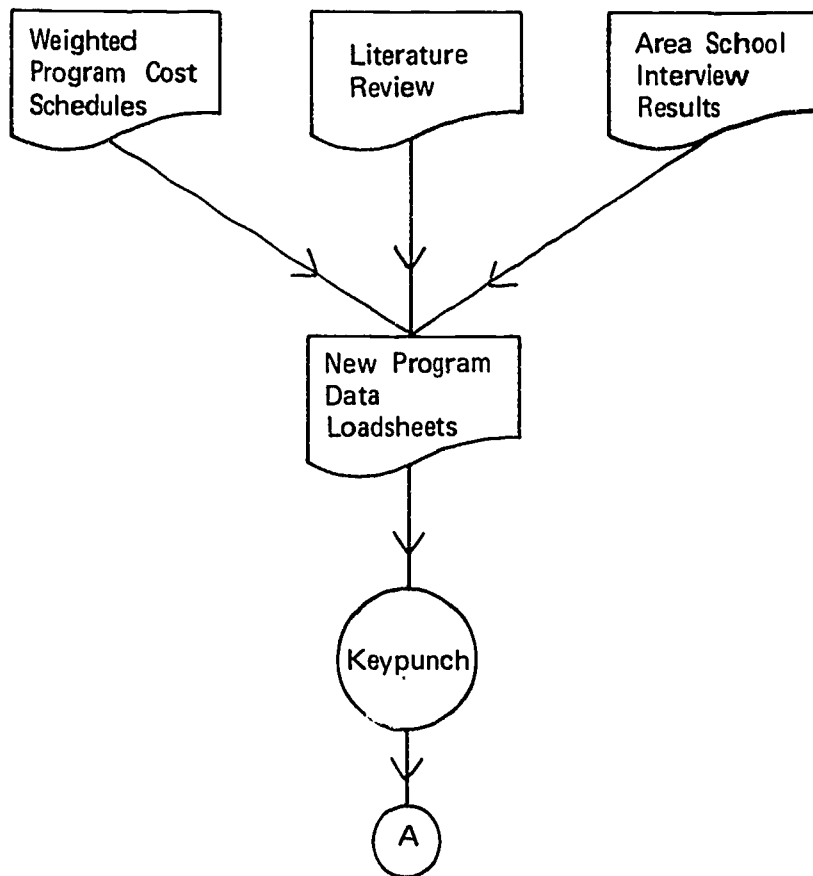


FIGURE 5. O.E. Header



.FIGURE 6. New Programs

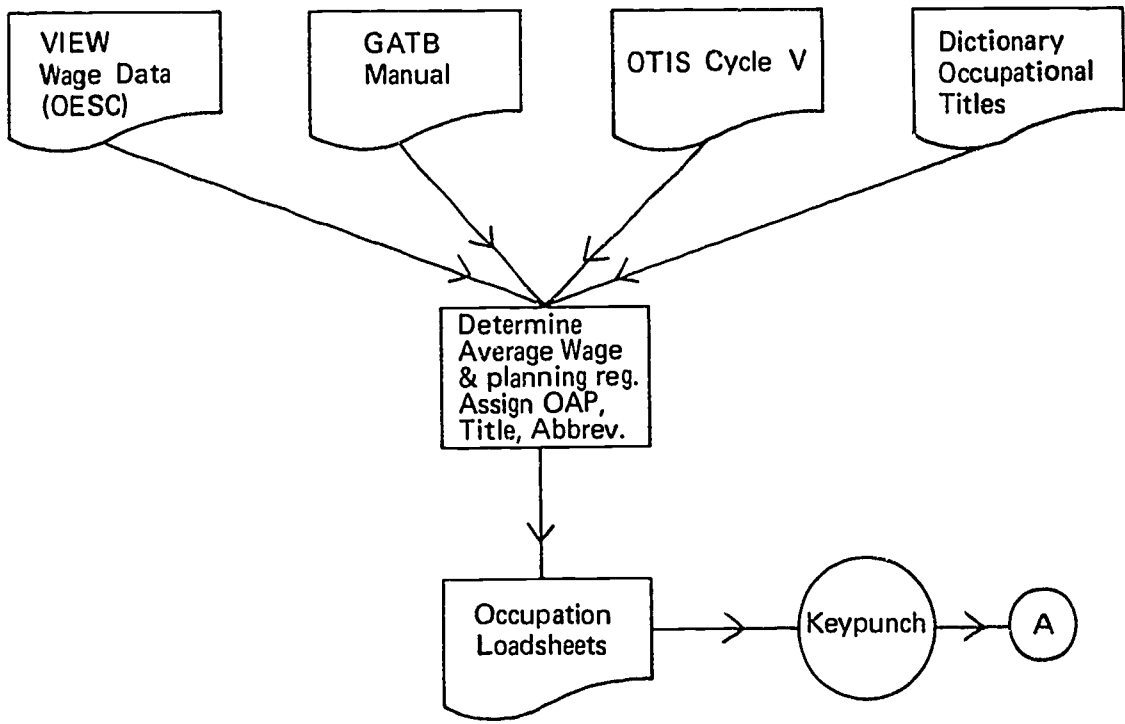


FIGURE 7. Occupation Header

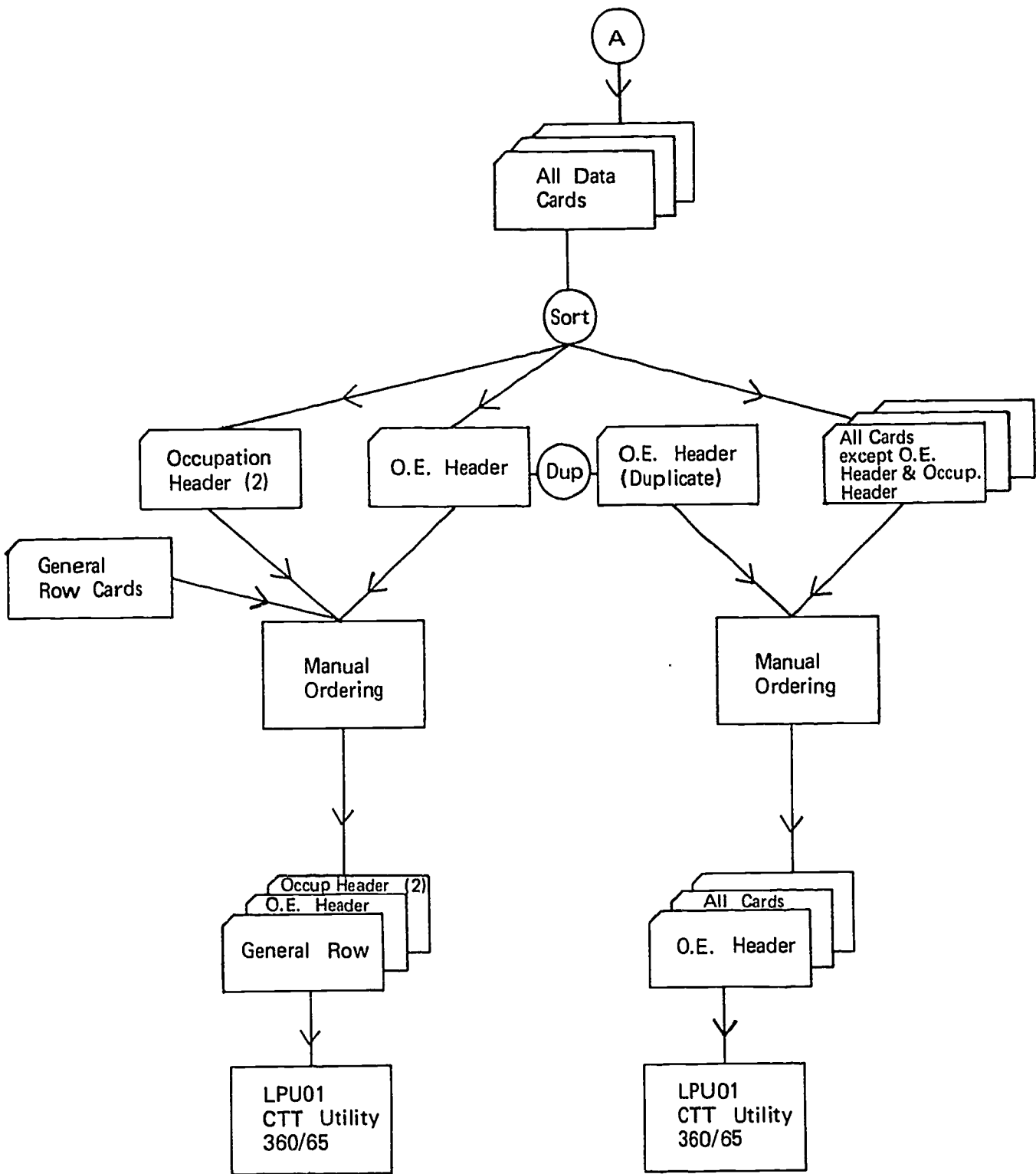


FIGURE 8. L.P. Model

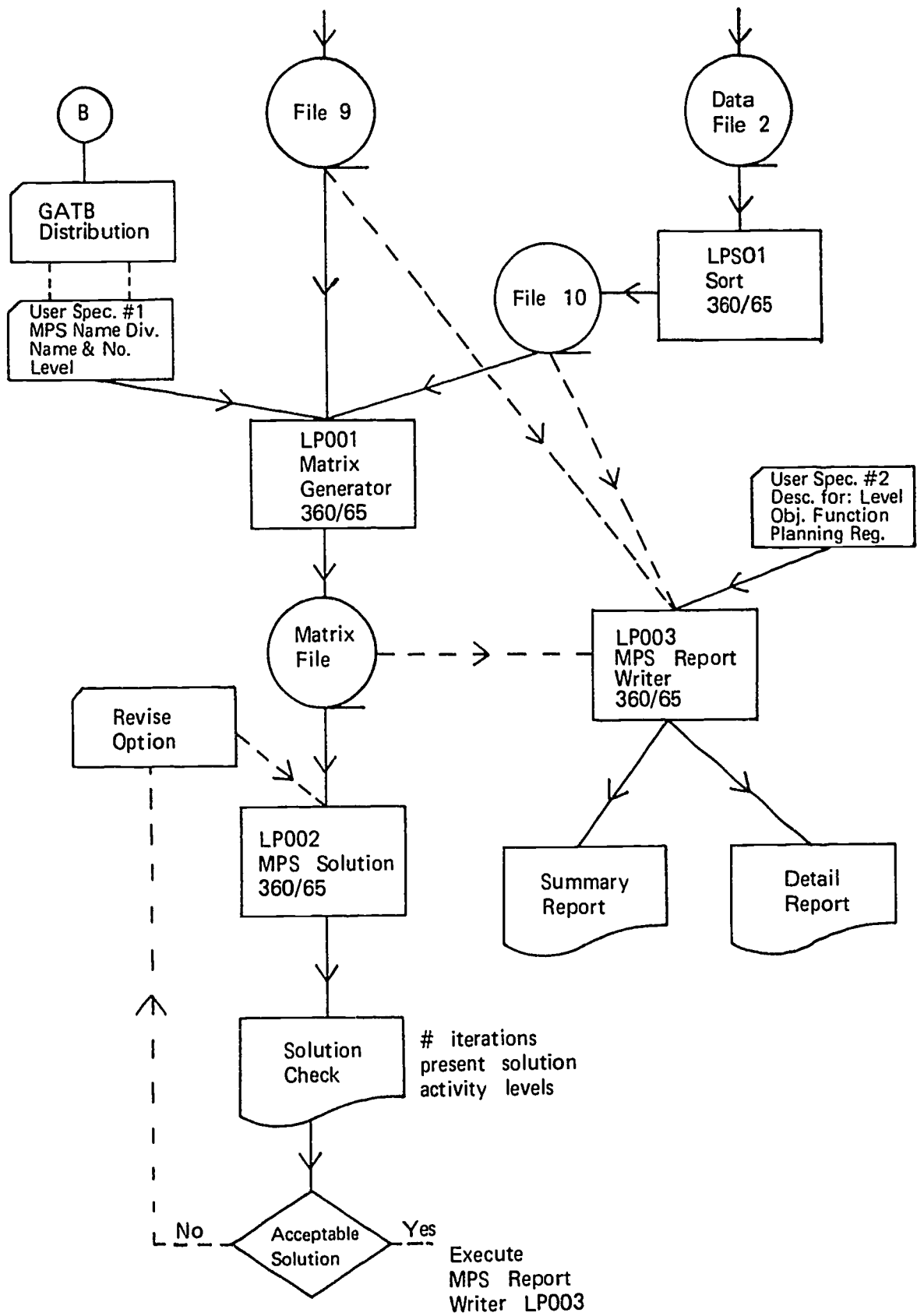


FIGURE 8. CONTINUED

CHAPTER III

RESULTS

The project has revealed information that will prove valuable in planning course offerings at both the local and state levels. The L.P. process as indicated further in this chapter allows decisionmakers to evaluate multiple program offerings in a relatively short period of time. The Linear Programming technique explained earlier has been interfaced with READ COMM for converting to a report format which can be easily interpreted. The Linear Programming technique not only provides fiscal data on costs and numerical data concerning students, but also provides information concerning programs which should be offered and the emphasis which should be placed upon those programs. Emphasis is indicated on a percentage basis and a description of the program and occupations within that program.

Summary Report Description

The Linear Programming Project has defined five objective functions. They are: (1) to maximize expected entry level wages, (2) to maximize job placement, (3) to maximize the number of programs offered, (4) to minimize program costs, and (5) to maximize social benefits. Summary reporting for an objective function is exemplified in Figure 9. Complete summary report listings for each objective function and each level (secondary, collegiate/full-time adult, and part-time adult) are included in Appendix G.

The report headings will vary depending upon the educational level (e.g. secondary, collegiate/full-time adult, or part-time adult). The objective function will create a change of values in the reports dependent upon the constraints specified for the model. The following numbers refer to corresponding numbers on the summary report sample, Figure 9.

1. The report heading indicates that the report is a program planning report for a specified level (e.g. secondary, collegiate/full-time adult, and part-time adult).
2. The objective function can be stated in terms of maximizing expected entry level wages, maximizing job placement, maximizing number of programs, minimizing program costs, and maximizing social benefits.
3. Expected entry level wage is divided into ongoing and new programs indicating the dollars students will earn annually from ongoing and new programs.
4. The total number of students row indicates the total supply of students that can feasibly be trained considering any one set of constraints and using an upper limit of 50,000 students in this case.
5. The number of jobs to be filled is indicated next and shows the total number of students that can be made job-ready annually with the resources available.

PROGRAM PLANNING ASSISTANCE REPORT

I SECONDARY PROGRAMS

PROGRAM MIX FOR - STATE OF OKLAHOMA
 PLANNING AREA - STATE OF OKLAHOMA
 2 PRIMARY OBJECTIVE - MAXIMIZE ENTRY LEVEL WAGES

PREPARATION DATE 08/07/74

SYMBOL	AMOUNT	TYPE	RESTRICTION
3	41,080,648	*	
	29,937,520	*	
	11,202,929	*	
4	43,252	L	50,000
	32,254	*	
	10,207	*	
5	8,042	H	
	5,284	*	
	2,058	*	
6	1,227	N	
	511	*	
	216	*	
7	20,079,230	*	
	15,583,473	*	
	2,345,794	*	
	1,249,132	*	
	1,099,650	*	
	13,233,513	*	
	20,145,512	*	
	20,450,512	*	
	16,434,097	*	
	7,012,910	*	
	32,830,216	*	
8	8,452,000	L	30,000,000
	4,248,041	*	
	2,945,750	*	
	352,264	*	
	4,183,550	*	
	3,171,570	*	
	1,041,582	*	
	50,277	*	
	73,104	*	
9	4,004,703	*	
	3,604,575	*	
	400,129	*	

6. The total number of programs is subdivided into ongoing and new, indicating the number of ongoing or current programs which will be maintained and the number of new programs that will be added. The type of new programs to be added will be shown in the detail report description.
7. Total cost of training is categorized into ongoing and new programs. Ongoing includes the annual depreciation of facilities and equipment as well as the actual cash cost. New programs indicate a onetime cash cost or capital outlay and a continuing cash cost which is the cost of maintaining the program annually after the initial setup. This row has a constraint on the dollars that can be spent and is established at equal to or less than \$35,000,000.00.
8. State and Federal reimbursements for ongoing programs are separated into operating and fixed costs. Operating costs include: State and Federal reimbursement of instructor and supportive personnel salary, travel for instructor, cost of transporting students, operation of plant, and books and consumable supplies. Fixed cost reimbursement is zero for comprehensive high schools and junior colleges. It is computed at 8 percent of the salaries for instructors and administrators in area vocational-technical schools as specified by state guidelines. New program reimbursement costs are categorized as onetime and continuing reimbursement. Onetime is comprised of the capital outlay. Continuing cost reimbursement for new programs includes the same cost items as ongoing programs. As indicated in the restriction column, the reimbursement cost is the restraining factor in the printout with the objective functions, maximize entry level wage, maximize job placement, and maximize social benefits. The objective function, minimize cost of programs, holds no restricting factors because the model chose not to bring in new programs because of cost. The objective function, maximize number of programs, was restricted by the total cost of training.
9. Social Benefits are separated into three areas: Federal Income Tax to be paid by the individuals who become employed through a training program, State Income Tax to be paid by the same individuals, and Welfare Payment Reduction, which is the amount that welfare may reduce their budget by utilizing vocational-technical education training programs. The Federal and State Tax rows are applicable to all three matrices and the reduced welfare row is applicable only to the collegiate/full-time adult and the part-time adult matrices.

Detail Report Description

The report heading will vary depending upon the educational level (e.g. secondary, collegiate/full time adult, or part time adult). The objective function will create a change of values in the reports, dependent upon the constraints specified for the model.

The five separate objective functions currently considered include: (1) maximize entry level wage, (2) maximize job placement, (3) minimize cost, (4) maximize students served, and (5) maximize social benefits. Detail reporting for an objective function is exemplified in Figure 10. Complete detail report listings for each objective function and each level (secondary, collegiate/full-time adult, and part-time adult) are included in Appendix H. The following numbers refer to the corresponding numbers on the detail report sample, Figure 10.

OKLAHOMA STATE DEPARTMENT OF VOCATIONAL AND TECHNICAL EDUCATION

PROGRAM PLANNING ASSISTANCE REPORT

1 SECONDARY PROGRAMS

2 PROGRAM MIX FOR - BUSINESS AND OFFICE

3 PLANNING AREA - STATE OF OKLAHOMA

PREPARATION DATE 08/07/74

4 PRIMARY OBJECTIVE - MAXIMIZE ENTRY LEVEL WAGES

5 PROGRAMS FORCED INTO SOLUTION - 94.0

D.O.F.	DESCRIPTION	PROGRAM MIX		TOTAL PROGRAMS	PROGRAM EMPHASIS	NUMBER	DESCRIPTION
		PROGRAMS	PERCENT				
180.168.0	BANK CASHIER	13%	0%	13%	7	140100	ACCOUNTING AND COMPUTING
205.328.1	STATEMENT CLERK	19%	0%	19%			
211.368.C	CASHIER	0%	0%	0%			
212.368.0	BANKING TELLER	0%	0%	0%			
215.368.0	BOOKKEEPING MACHINE OPERATOR	0%	0%	0%			
215.428.C	PAYROLL CLERK	5%	0%	5%			
217.388.C	TRANSIT CLERK	11%	0%	11%			
219.428.C	ACCOUNTING CLERK	0%	0%	0%			
245.368.C	CREDIT CLERK	0%	0%	0%			
245.368.1	CLAIMS CLERK (INSURANCE)	30%	0%	30%			
245.368.2	NEW ACCOUNT CLERK	22%	0%	22%			
PROGRAM TOTALS		7.0	0.0	7.0			

D.O.F.	DESCRIPTION	PROGRAM MIX		TOTAL PROGRAMS	PROGRAM EMPHASIS	NUMBER	DESCRIPTION
		PROGRAMS	PERCENT				
213.532.0	CARD - TAPE CONVERTER OPERATOR	0%	100%	0%			
213.562.C	KEYPUNCH OPERATOR	65%	0%	65%			
213.732.0	TABULATING MACHINE OPERATOR	15%	0%	15%			
PROGRAM TOTALS		12.0	1.0	13.0			
205.368.0	CLERK-TYPIST	0%	0%	0%			
219.328.C	SCRTING CLERK	0%	0%	0%			
219.368.3	GENERAL OFFICE CLERK	100%	0%	100%			
219.325.4	TIME KEEPER	0%	0%	0%			
237.368.0	ADMITTING CLERK	0%	0%	0%			
PROGRAM TOTALS		47.0	0.0	47.0			
140300	GENERAL OFFICE CLERICAL OCCUP.						
140900	TYPING & RELATED OCCUPATIONS						
149900	OTHER BUSINESS OFFICE OCCUP.						

9 - See bottom of last page of Business and Office Division

OKLAHOMA STATE DEPARTMENT OF VOCATIONAL AND TECHNICAL EDUCATION

PROGRAM PLANNING ASSISTANCE REPORT

SECONDARY PROGRAMS

PROGRAM MIX FOR - BUSINESS AND OFFICE

PLANNING AREA - STATE OF OKLAHOMA

PRIMARY OBJECTIVE - MAXIMIZE ENTRY LEVEL WAGES

PREPARATION DATE 08/07/74

PROGRAMS FORCED INTO SOLUTION - 94.0

DESCRIPTION	CU-CING	PROGRAMS	NEW	PROGRAM MIX	TOTAL	PROGRAMS	NUMBER	PROGRAM EMPHASIS
U.O.I.	PROGRAMS	PROGRAMS	PROGRAMS	PROGRAMS	PROGRAMS	PROGRAMS	PROGRAMS	DESCRIPTION
235-662.C TELEPHONE OPERATOR	83%	0%	0%	83%	17%	0%	140400	INFORMATION COMMUNICATION OCCP
235-588.0 METER READER	17%	0%	0%	17%	0%	0%		
PROGRAM TOTALS								
	2.0	0.0	0.0	2.0	100%	100%	140600	PERSONNEL TRAINING & REL OCCUP
PROGRAM TOTALS								
	0.0	0.5	0.5	100%	100%	100%		
202-386.C STENOGRAPHER	100%	0.5	0.5	100%	0.5	0.5	140700	SECRETARY OR STENOGRAPHER
	0	0.5	0.5	26.5	0%	0%	140703	MEDICAL SECRETARY
PROGRAM TOTALS								
	0%	0%	0%	0%	0%	0%	140800	SUPERVISORY & ADMIN. MGMT.
102-280.0 TITLE CLERK	0%	0%	0%	0%	0%	0%		
PROGRAM TOTALS								
	0.0	0.0	0.0	0.0	0.0	0.0		
80 DIVISION TOTALS								
	94.0	2.0	2.0	56.0	56.0	56.0		

1. Report heading again means the program level.
2. Program mix indicates the occupational division (e.g. Business and Office, Health, Agriculture, etc.) applicable to this program mix.
3. Planning area indicates the area being studied which in this case is the state of Oklahoma.
4. Contained in this section is a copy of an objective function mentioned earlier in the report. As stated, there are five objective functions which yield different solutions. The objective function utilized will be the same for each division in the same report.
5. Programs forced into solution are the number of programs which are operated within each division.
6. The occupational emphasis column on the far left includes the Dictionary of Occupational Titles (DOT) number and a description of the occupation.
7. The program mix column or the middle column indicates the percentage of ongoing programs and the percentage of new programs to equal the total number of programs. When more than one occupation is included in the occupational emphasis column (e.g. secondary, DOT 186.168.0 and 209.388.1 etc.), the program mix column will indicate the percentage of each occupation that should be emphasized.
8. The program emphasis column indicates the Office of Education classification number (O.E.) and the cluster name and description. (e.g. O.E. Cluster number 140100, accounting and computing includes the two DOT's and occupations in the occupational emphasis column as follows: 186.168.0 Bank Cashier and 209.388.1 Statement Clerk, along with nine other DOT's and descriptions.)
9. Division totals indicate the total number of ongoing programs, the total number of new programs and the combined total of programs for each division.

Comparison Analysis of Model Output

Tables 1, 2 and 3 are an overview of the secondary, collegiate/full time adult and part time adult summaries, (Appendix G). These tables indicate each objective function and the value changes which occur as the different objective functions are included in the model. The secondary summary which specifies "maximum expected entry level wage" item (1) Table (1) can be compared to maximizing job placement item (2) Table (1). The comparison indicates the following differences. Entry level wage for the maximize entry level wage objective function is \$41,088,848 and the total entry level wage is approximately 3.5 million dollars more when we maximize entry level wage rather than job placement, however, when job placement is maximized the total students in training are 43,616, as compared to 43,562 when maximizing entry wages. The number of jobs filled is also higher when job placement is maximized than when entry level wage is maximized. Total number of programs is higher when maximizing entry level wages. Social benefits are \$765,000 greater for the entry level wage objective function than for the maximizing job placement objective function. Total cost of training is higher for maximizing job placement than for maximizing entry wages and total reimbursement remains the same. Any objective function can be compared with another on either secondary, collegiate/full time adult or part time adult by referring to Tables 1, 2 or 3, and comparing

objective functions between matrices as derived from Summary reports in Appendix G. The Part-Time Adult Table (3) indicates values for preparatory and upgrade in all applicable columns. The part-time adult objective functions can also be compared with one another in the same manner as the other matrices.

CHAPTER IV

Conclusions and Recommendations

This chapter is devoted to a concise summary of the project providing: Conclusions and recommendations revealed by the results.

1. The Linear Programming (L.P.) approach for selecting an optimal mix of program offerings provides for flexibility in evaluating multiple program offerings in a relatively short period of time, assuming a sound data base exists.
2. The L.P. model can be adapted to local educational agency program planning and assistance in determination of emphasis that should be placed on specific program areas.
3. The model utilized to derive the results can be interfaced with a report writer system, READ COMM, which allows interpretation to those who may not be familiar with the technical aspects of computer models.
4. The Linear Programming procedure has been generally accepted by those decision makers who have had an opportunity to analyze the benefits.
5. The majority of local school systems have access to or could gather data which would be necessary to implement a Linear Programming model of this type.
6. State, local or regional agencies can utilize Linear Programming. Linear Programming assistance for program planning at a relatively low cost is available.
7. The L.P. technique will produce an optimal solution of program mixes considering multiple constraints which most other planning devices will not accommodate.
8. Any educational agency may utilize the L.P. technique if the required information is available. The technique will assimilate the data into a sophisticated decision making model to provide an optimal mix of program offerings.
9. It was further concluded from the results of the project that each objective function entered into the model yields significant social benefits in the form of taxes paid and/or reductions in welfare payments.
10. The entry level wages earned by the students finishing a training program impact significantly upon the total state economy. Each student who graduates and becomes a wage earner contributes to the total economic structure.

11. The results yield implications for curriculum planning. The report prints the number of programs in each division and the percentage of emphasis that each occupation should receive. In addition to the occupational emphasis, the program mix indicates information regarding how many new programs and how many ongoing programs should be offered in a specified area of training to realize an optimal mix of programs.
12. The output from the L.P. solution may be utilized in program addition and deletion when the optimal mix reveals that a program should be added or taken out of the current offerings.
13. The L.P. solution can be utilized for cost/benefit analysis. The costs and other factors entered into the model for optimal solution indicates the best mix of programs for the least cost considering demand, supply and any other pertinent factors.
14. The results of an L.P. solution can also be utilized for funding negotiations when the optimal solution reveals different mixes of programs depending upon goals and objectives.
15. The L.P. Technique can be used by local educational agencies when analyzing their student supply by the OAP's and determine the kinds of programs to establish.
16. The L.P. Technique can be used by local educational agencies in attracting the kind of industries that would be best suited to the profiles of students within the geographical area in order to give the maximum impact upon the local economy.
17. Industry can use the L.P. Technique in order to determine the geographic location that has the profile of students to meet their employment requirements.

Any agency, regardless of size, should investigate the possibilities of utilizing Linear Programming to determine optimal program mixes. However, it is imperative that the agency have available the kinds of data required by the model. Data collection for the Linear Programming technique should be considered although the actual computer technique is not anticipated. The majority of material required for an L.P. model is also very important to decision making not requiring the use of computers.

A computer system with L.P. capabilities is usually accessible to all organizations. The system which was utilized to produce the results in this report was an IBM 360/65 with an MPS package for linear capabilities. However, any system with linear capabilities may be utilized to generate the results.

BIBLIOGRAPHY

Chumbley, John D. A Cost Analysis of Selected Occupational and Technical Education Programs in Oklahoma.

Gage, Bob N. and Harmon R. Fowler. Cost Analysis: First Step Toward Differentiated Funding, Gainsville, Florida, National Education Finance Project, January, 1971.

Heady, Earl O. Research For Decisionmaking Operations, Iowa State Press, 1973.

Operations and Procedures Manual, Oklahoma State Department of Vocational and Technical Education, 1972-73.

Snedecore, George N. and William G. Cochran, Statistical Methods, The Iowa State University Press, 1967.

APPENDIX A
BUDGET WEIGHTING

Annual Cost

All cost areas % in C.H.S. times C.H.S. budget figure =
 % in AVTS times AVTS budget figure = _____

 Weighted cost area =

Reimbursement

Salary of Instruction % in CHS times reimbursement rate =
 % in AVTS times reimbursement rate = _____

 Weighted reimbursed =

Travel % in AVTS x (contact hour x cost per contact hour)

Transportation % in AVTS x (contact hour x cost per contact hour)

Supportive Personnel % in AVTS x (contact hour x cost per contact hour)

Fixed - Fixed % x (Salary of Instructor + Supportive Personnel)
 Depreciation of Times the % in AVTS
 Fac. & Equip., &
 Insurance of Fac.
 & Equipment.

Operation of Plant % in AVTS x (contact hour x cost per contact hour)

Books and Supplies % in AVTS times reimbursement rate

APPENDIX B
PARTICIPATING SCHOOLS

CODE	AREA	SCHOOL
0201	Oklahoma City AVTS	Del City
0401	Duncan AVTS	Bray
0402	Duncan AVTS	Central
0403	Duncan AVTS	Comanche
0404	Duncan AVTS	Duncan
0405	Duncan AVTS	Empire
0406	Duncan AVTS	Geronimo
0407	Duncan AVTS	Marlow
0408	Duncan AVTS	Pernell
0409	Duncan AVTS	Rush Springs
0410	Duncan AVTS	Ryan
0411	Duncan AVTS	Sterling
0412	Duncan AVTS	Temple
0413	Duncan AVTS	Terral
0414	Duncan AVTS	Velma
0415	Duncan AVTS	Walters
0416	Duncan AVTS	Waurika
0502	O. T. Autry AVTS	Enid
0503	O. T. Autry AVTS	Garber
0504	O. T. Autry AVTS	Hennessey
0505	O. T. Autry AVTS	Perry
0506	O. T. Autry AVTS	Tonkawa
0507	O. T. Autry AVTS	Waukomis
0701	Caddo-Kiowa AVTS	Anadarko
0702	Caddo-Kiowa AVTS	Apache
0703	Caddo-Kiowa AVTS	Binger
0704	Caddo-Kiowa AVTS	Broxton
0705	Caddo-Kiowa AVTS	Cement
0706	Caddo-Kiowa AVTS	Cyril
0707	Caddo-Kiowa AVTS	Eakly
0708	Caddo-Kiowa AVTS	Ft. Cobb
0709	Caddo-Kiowa AVTS	Gracemont
0710	Caddo-Kiowa AVTS	Hinton
0711	Caddo-Kiowa AVTS	Hydro
0712	Caddo-Kiowa AVTS	Lookeba-Sickles
0713	Caddo-Kiowa AVTS	Mountain View
0714	Caddo-Kiowa AVTS	Oney
0715	Caddo-Kiowa AVTS	Riverside
0716	Caddo-Kiowa AVTS	Washita Heights
0803	Central Oklahoma AVTS	Drumright
0806	Central Oklahoma AVTS	Cushing
0807	Central Oklahoma AVTS	Perkins - Tryon
0809	Central Oklahoma AVTS	Oilton
0812	Central Oklahoma AVTS	Yale
0815	Central Oklahoma AVTS	Carney
0818	Central Oklahoma AVTS	Agra
0821	Central Oklahoma AVTS	Cleveland
0824	Central Oklahoma AVTS	Mannford
0827	Central Oklahoma AVTS	Sapulpa
0830	Central Oklahoma AVTS	Kiefer
0833	Central Oklahoma AVTS	Mounds

CODE	AREA	SCHOOL
0836	Central Oklahoma AVTS	Kelleyville
0839	Central Oklahoma AVTS	Bristow
0842	Central Oklahoma AVTS	Depew
0845	Central Oklahoma AVTS	Stroud
0848	Central Oklahoma AVTS	Davenport
0851	Central Oklahoma AVTS	Ripley
0901	Indian Capital AVTS	Braggs
0902	Indian Capital AVTS	Coweta
0903	Indian Capital AVTS	Ft. Gibson
0904	Indian Capital AVTS	Gore
0905	Indian Capital AVTS	Haskell
0906	Indian Capital AVTS	Midway
0907	Indian Capital AVTS	Porter
0908	Indian Capital AVTS	Tulahassee
0909	Indian Capital AVTS	Vian
0910	Indian Capital AVTS	Webbers Falls
0911	Westville High School	Westville*
1001	Gordon Cooper AVTS	Asher
1002	Gordon Cooper AVTS	Bethel
1003	Gordon Cooper AVTS	Boley
1004	Gordon Cooper AVTS	Bowlegs
1005	Gordon Cooper AVTS	Chandler
1006	Gordon Cooper AVTS	Dale
1007	Gordon Cooper AVTS	Earlsboro
1008	Gordon Cooper AVTS	Macomb
1009	Gordon Cooper AVTS	Maud
1010	Gordon Cooper AVTS	McLoud
1011	Gordon Cooper AVTS	Meeker
1012	Gordon Cooper AVTS	New Lima
1013	Gordon Cooper AVTS	Paden
1014	Gordon Cooper AVTS	Pleasant Grove
1015	Gordon Cooper AVTS	Prague
1016	Gordon Cooper AVTS	Seminole
1017	Gordon Cooper AVTS	Shawnee
1018	Gordon Cooper AVTS	Strother
1019	Gordon Cooper AVTS	Tecumseh
1020	Gordon Cooper AVTS	Varnum
1021	Gordon Cooper AVTS	Wellston
1101	Canadian Valley AVTS	Amber-Pocasset
1102	Canadian Valley AVTS	Bethany
1103	Canadian Valley AVTS	Chickasha
1104	Canadian Valley AVTS	El Reno
1105	Canadian Valley AVTS	Minco
1106	Canadian Valley AVTS	Calumet
1107	Canadian Valley AVTS	Mustang
1108	Canadian Valley AVTS	Piedmont
1109	Canadian Valley AVTS	Tuttle
1110	Canadian Valley AVTS	Union City
1111	Canadian Valley AVTS	Yukon
1201	Kiamichi AVTS	Bokoshe
1202	Kiamichi AVTS	Cameron
1203	Kiamichi AVTS	Canadian
1204	Kiamichi AVTS	Crowder
1205	Kiamichi AVTS	Hartshorne
1206	Kiamichi AVTS	Heavener

CODE	AREA	SCHOOL
1207	Kiamichi AVTS	Howe
1208	Kiamichi AVTS	Indianola
1209	Kiamichi AVTS	LeFlore
1210	Kiamichi AVTS	Panama
1211	Kiamichi AVTS	Panola
1212	Kiamichi AVTS	Pittsburg
1213	Kiamichi AVTS	Pacola
1214	Kiamichi AVTS	Poteau
1215	Kiamichi AVTS	Quinton
1216	Kiamichi AVTS	Savannah
1217	Kiamichi AVTS	Spiro
1218	Kiamichi AVTS	Stuart
1219	Kiamichi AVTS	Wilburton
1220	Kiamichi AVTS	Wister
1221	Kiamichi AVTS	Boswell
1222	Kiamichi AVTS	Ft. Towson
1223	Kiamichi AVTS	Grant
1301	Mid-America AVTS	Noble
1301	Mid-America AVTS	Newcastle
1301	Mid-America AVTS	Lexington
1301	Mid-America AVTS	Purcell
1301	Mid-America AVTS	Washington
1301	Mid-America AVTS	Dibble
1301	Mid-America AVTS	Blanchard
1301	Mid-America AVTS	Wayne
1301	Mid-America AVTS	Pauls Valley
1301	Mid-America AVTS	Wynnewood
1301	Mid-America AVTS	Maysville
1301	Mid-America AVTS	Elmore City
1301	Mid-America AVTS	Wannette
1302	Mid-America AVTS	Lindsay
1401	Great Plains AVTS	Cache
1402	Great Plains AVTS	Lawton Eisenhower
1403	Great Plains AVTS	Elgin
1404	Great Plains AVTS	Ft. Sill Indian School
1405	Great Plains AVTS	Indiahoma
1406	Great Plains AVTS	Lawton High
1407	Great Plains AVTS	MacArthur High*
1701	Catoosa High School	Catoosa*
2601	Boise City High School	Boise City*
2602	Cherokee High School	Cherokee*
2603	Cheyenne High School	Cheyenne*
2604	Elk City High School	Elk City*
2605	Keyes High School	Keyes*
2606	Moreland High School	Moreland*
2607	Pawhuska High School	Pawhuska*
2608	Wagoner High School	Wagoner*
2609	Weleetka High School	Weleetka*
2610	Woodward High School	Woodward*

APPENDIX C
DETERMINATION OF SAMPLE SIZE

DETERMINATION OF SAMPLE SIZE

Assumptions:

1. Random sampling techniques are to be used.
2. An estimate of the variation of the population to be sampled is known.
3. Degree of precision or confidence is known.

Definitions of Variables

n - sample size to be computed

C - normal z for desired confidence i.e. $z = 1.96$ for $c = 95\%$

L - determines limits of confidence interval on sample mean \bar{x} such that
with a 5% chance of error

σ - standard deviation

N - total known population

n - revised sample size if $n > 10\%$ of N

Formula for sample size:

$$n = \frac{Z^2 C \sigma^2}{L^2}$$

Formula for revised sample size ($n > 10\%$ (N)):

$$n^1 = \frac{n}{1 + \frac{n}{N}}$$

Proportioned Stratified Sampling:

Given k strata with σ_i and N_i known

1. Determine sample size n_t for total population.
2. Determine relative proportion (R_i) for each of the k strata as follows:

$$R_i = N_i * \sigma_i / \sum_{i=1}^k N_i \sigma_i$$

thus $n_i = R_i * n_t$

k = # of strata

R_i = relative proportion

σ_i = standard deviation for the i^{th} stratum

N_i = population in strata i

n_i = sample size needed from strata

n_t = total sample size

Senior Sample Sizes				
24		C = 95%		C = 99%
L	n	n ¹	n	n ¹
1	2304	1933	38016	9120
1.5	1024		16896	
2	576		9504	
5	93		1521	
15		C = 95%		C = 99%
1	900		1485	
1.5	400		660	
2	225		372	
5	36		60	
22		C = 95%		
1	1936			
1.5	860*	Number used for Senior Sample Size		
2	484			
19		C = 95%		
1	1444			
1.5	641			
2	361			

* No. utilized for Senior Sample size.

18

L	C = 95%	C = 99%
1	1296	2138
1.5	576	950
2	324	535

20

L	C = 95%	C = 99%
1	1600	2640
1.5	711	1173
2	400	660

APPENDIX D
ADULT GATB SAMPLE

Adult GATB Scores
8 Percent Sample from Each Office

Location	No. of Scores
Oklahoma City 919 N.W. 23rd	6
McAlester	43
McAlester (WIN)	8
Seminole	30
Lawton	89
Chickasha	15
Holdenville	6
Hugo	30
Poteau	48
Guymon	2
Ada	21
Clinton	35
Ponca City	76
Miami	8
Enid	4
Durant	46
Oklahoma City 421 S.W. 26th St.	32
Tulsa 500 Mid Continent Bldg.	23
Altus	5
Tulsa 818 Boston Ave.	86
Muskogee	53
Woodward	2
Ardmore	81
Shawnee	20
Pryor	20
Okmulgee	<u>36</u>
	825

*George N. Snedecore and William G. Cochran, Statistical Methods, The Iowa State University Press, 1967.

Location	No. of Scores
Clinton	35
Ponca City	76
Miami	8
Enid	4
Durant	46
Oklahoma City 421 S.W. 26th St.	32
Tulsa 500 Mid Continent Bldg.	23
Altus	5
Tulsa 818 Boston Ave.	86
Muskogee	53
Woodward	2
Ardmore	81
Shawnee	20
Pryor	20
Okmulgee	<u>36</u>
	825

APPENDIX E
O.E. AND OCCUPATION ORIENTED DATA

O.E. ORIENTED DATA
GENERAL

O.E. DESCRIPTION - DERIVED FROM OTIS AND THE VOCATIONAL EDUCATION AND OCCUPATIONS HANDBOOK.

FORCED-IN PROGRAMS - DETERMINED BY RESPECTIVE DIVISIONS.

ALTERNATE PROGRAMS - RELATED PROGRAMS COMPRISING PROGRAM CLUSTER.

PROGRAM SIZE - AVERAGE PROGRAM SIZE DERIVED FROM THE OPERATIONS AND PROCEDURES MANUAL AND DIVISION SUPERVISORS.

PERCENT GRADUATES AVAILABLE FOR PLACEMENT (EXCEPT PART-TIME ADULT) - STUDENT ACCOUNTING COMPLETION AND FOLLOW-UP DATA.

PERCENT OF PROGRAMS CONSTITUTING GRADUATES (EXCEPT PART-TIME ADULT) - RATIO OF GRADUATES TO TOTAL ENROLLMENT.

PERCENT OF BUDGET COMPRISED OF AREA SCHOOLS - PROPORTION OF PROGRAMS OFFERED IN AREA SCHOOLS.

EQUIPMENT INFLATION FACTOR - TREND ANALYSIS AND AREA SCHOOLS DIVISION ESTIMATES.

FACILITY INFLATION FACTOR - TREND ANALYSIS AND AREA SCHOOLS DIVISION ESTIMATES.

PERCENT OF PROGRAMS THAT ARE PREPARATORY (PART-TIME ADULT ONLY) - DERIVED FROM A FOLLOW-UP ADULT STUDY: RITTER, COLLINS, et al.

PERCENT OF PROGRAMS THAT ARE UPGRADE (PART-TIME ADULT) - DERIVED FROM A FOLLOW-UP ADULT STUDY: RITTER, COLLINS, et al.

OCCUPATION ORIENTED DATA

ANNUAL ENTRY LEVEL WAGE - AS INDICATED IN VIEW.

ANNUAL AVERAGE WAGE - AS INDICATED IN VIEW (ADULT PART-TIME ONLY).

O.A.P. CODE - ASSIGNED FROM THE GATB MANUAL.

O.A.P. DERIVATION CODE - INDICATES METHOD USED FOR DETERMINING THE O.A.P. CODE.

OCCUPATION ABBREVIATION - ASSIGNED BY L.P. STAFF.

OCCUPATION TITLE - FROM OTIS AND D.O.T.

OCCUPATION DEMAND - (EXCEPT PART-TIME ADULT) GROSS DEMAND ALLOCATED TO EACH LEVEL BASED ON CURRENT SUPPLY AS INDICATED IN OTIS.

PREPARATORY DEMAND - (PART-TIME ADULT ONLY) GROSS DEMAND ALLOCATED TO EACH LEVEL BASED ON CURRENT SUPPLY AS INDICATED IN OTIS.

UPGRADE DEMAND - (PART-TIME ADULT ONLY) FROM OTIS SPECIAL REPORT - VOCATIONAL AND TECHNICAL SKILLS UPGRADING REQUIREMENTS FOR SELECTED OCCUPATIONS.

FEDERAL TAX RATE - CALCULATED USING STANDARD DEDUCTIONS BASED ON SAMPLING FOR EACH MATRIX POPULATION.

STATE TAX RATE - CALCULATED USING STANDARD DEDUCTIONS BASED ON SAMPLING FOR EACH MATRIX POPULATION.

WELFARE PAYMENT - DETERMINED FROM DATA PROVIDED BY THE DEPARTMENT OF INSTITUTIONS, SOCIAL AND REHABILITATIVE SERVICES.

APPENDIX F
CARD FORMATS

Card Formats

Header Data, Division and First O.E.

<u>Item</u>	<u>Card Columns</u>	<u>Description</u>
1	1-2	Planning Region
2	3	Training Level
3	4-5	Service Division
4	6-7	Linear Programming Cluster
5	8-13	Office of Education Classification (O.E.)
6	14-16	Constant '000'
7	26-33	Total Programs Forced In
8	51-80	Description of Title

Social Benefits

<u>Item</u>	<u>Card Columns</u>	<u>Description</u>
1	1-2	Planning Region
2	3	Training Level
3	4-5	Service Division
4	6-7	Linear Programming Cluster
5	8-13	O.E. Classification
6	14-16	Constant '100'
7	17-23	Dictionary of Occupational Titles Number (D.O.T.)
8	26-34	Federal Tax
9	37-45	State Tax
10	47	Constant '3'
11	48-56	Welfare Payment

Alternate Office of Education Classification

<u>Item</u>	<u>Card Columns</u>	<u>Description</u>
1	1-2	Planning Region
2	3	Training Level
3	4-5	Service Division
4	6-7	Linear Programming Cluster
5	8-13	O.E. Classification
6	14-16	Constant '008'
7	45-50	Alternate O.E.
8	51-80	Alternate Title

Budget Master - Ongoing

<u>Item</u>	<u>Card Columns</u>	<u>Description</u>
1	1-2	Planning Region
2	3	Training Level
3	4-5	Service Division
4	6-7	Linear Programming Cluster
5	8-13	O.E. Classification
6	14-16	Constant '001'
7	17-25	Total Cost
8	26-34	Total Cash Cost
9	35-43	Facility Depreciation
10	44-52	Equipment Depreciation
11	53-61	Total Reimbursed
12	62-70	Operating Cost Reimbursed
13	71-80	Fixed Cost Reimbursed

Budget Master - New

<u>Item</u>	<u>Card Columns</u>	<u>Description</u>
1	1-2	Planning Region
2	3	Training Level
3	4-5	Service Division
4	6-7	Linear Programming Cluster
5	8-13	O.E. Classification
6	14-16	Constant '001'
7	17-25	Percent in Area Schools
8	26-34	Equipment Inflation Factor
9	35-43	Facility Inflation Factor

Program Size

<u>Item</u>	<u>Card Columns</u>	<u>Description</u>
1	1-2	Planning Region
2	3	Training Level
3	4-5	Service Division
4	6-7	Linear Programming Cluster
5	8-13	O.E. Classification
6	14-16	Constant '003'
7	17-25	Program Size
8	26-34	Percentage Graduates (Secondary and Collegiate)
	26-34	Percentage Preparatory (Part-Time Adult)
9	35-43	Percent Available for Placement (Secondary and Collegiate)
	35-43	Percent Upgrade (Part-Time Adult)

Trailer Card

<u>Item</u>	<u>Card Columns</u>	<u>Description</u>
1	1-2	Planning Region
2	3	Training Level
3	4-5	Service Division
4	6-7	Linear Programming Cluster
5	8-13	O.E. Classification
6	14-16	Constant '009'
7	45-50	Last Alternate O.E. or Blank
8	51-80	Last Alternate Title or Blank

Occupation Card

<u>Item</u>	<u>Card Columns</u>	<u>Description</u>
1	1-2	Planning Region
2	3	Training Level
3	4-5	Service Division
4	6-7	Linear Programming Cluster
5	8-13	O.E. Classification
6	14-16	Constant '100'
7	26-33	Average Entry Level Wage
8	34-36	OTIS Cluster Number
9	37-41	Average Annual Wage
10	42-43	Occupational Aptitude Pattern (OAP)
11	44	OAP Assignment *Assigned by GATB +Assigned by GATB but not applicable to another OAP #Assigned by L.P. Staff b/ Assigned by GATB, not tested
12	45	Constant '1'
13	46-50	Occupation Abbreviation
14	51-80	Occupation Title

Occupation Demand

<u>Item</u>	<u>Card Columns</u>	<u>Description</u>
1	1-2	Planning Region
2	3	Training Level
3	4-5	Service Division
4	6-7	Linear Programming Cluster
5	8-13	O.E. Classification
6	14-16	Constant '100'
7	17-25	Dictionary of Occupational Titles Number (D.O.T.)
8	26-33	Demand (Secondary and Collegiate)
	26-33	Demand Preparatory (Part-Time Adult)
9	34-36	OTIS Cluster Number
10	37-44	Demand Upgrade (Part-Time Adult Only)
11	45	Constant '2'

APPENDIX G
COMPLETE SUMMARY REPORT LISTINGS

OKLAHOMA STATE DEPARTMENT OF VOCATIONAL AND TECHNICAL EDUCATION

PROGRAM PLANNING ASSISTANCE REPORT

SECONDARY PROGRAMS

PROGRAM VIA FCA - STATE OF OKLAHOMA
 PLANNING AREA - STATE OF OKLAHOMA
 PRIMARY OBJECTIVE - MAXIMIZE ENTRY LEVEL WAGES

PREPARATION DATE 08/07/74

SYMBOL	AMOUNT	TYPE	RESTRICTION
EXPLICIT ENTRY LEVEL WAGE	41,000,000		
CAPPING	29,333,520		
NEW	11,202,920		
TOTAL STUDENTS IN TRAINING	43,752	L	50,000
CAPPING	22,254		
NEW	10,207		
NUMBER OF JOBS TO BE FILLED	3,242	N	
CAPPING	2,364		
NEW	2,200		
TOTAL NUMBER OF PROGRAMS	1,227	N	
CAPPING	511		
NEW	316		
TOTAL COST OF TRAINING	20,029,200		
CAPPING	15,557,293		
DEPRECIATION	2,245,744		
FUELILITY	1,209,138		
EQUIPMENT	1,005,650		
CASH COST	13,223,819		
NEW	20,445,832		
CASH COST	20,445,832		
CONTINGENT CASH COST	16,439,697		
CONTINGENT CASH COST	4,012,836		
TOTAL CASH COST CAPPING & NEW	32,463,416	L	35,000,000
STATE TAG FEDERAL REIMBURSEMENT	6,452,000	L	8,432,000
CAPPING	4,298,541		
OPERATING	2,945,750		
FIXED	352,224		
NEW	4,183,950		
CONTINGENT REIMBURSEMENT	2,141,970		
CONTINGENT REIMBURSEMENT	1,001,982		
OPERATING	500,877		
FIXED	73,164		
SOCIAL BENEFITS	4,004,703		
FEDERAL INCOME TAX TO BE PAID	3,604,575		
STATE INCOME TAX TO BE PAID	400,129		
WELFARE PAYMENT REDUCTIONS			

OKLAHOMA STATE DEPARTMENT OF VOCATIONAL AND TECHNICAL EDUCATION
 PROGRAM PLANNING ASSISTANCE REPORT

SECONDARY PROGRAMS

PROGRAM MIX FOR - STATE OF OKLAHOMA
 PLANNING AREA - STATE OF OKLAHOMA
 PRIMARY OBJECTIVE - MAXIMIZE JOB PLACEMENT

PREPARATION DATE 06/07/74

SUMMARY	AMOUNT	TYPE	RESTRICTION	AMOUNT
EXPECTED ENTRY LEVEL WAGE	37,000,000			
NEW	23,451,424			
ONGOING	9,146,150			
TOTAL STUDENTS IN TRAINING	42,4616	L	50,000	
NEW	32,294			
ONGOING	10,122			
NUMBER OF JOBS TO BE FILLED	8,273	N		
NEW	5,304			
ONGOING	2,969			
TOTAL NUMBER OF PROGRAMS	1,217	N		
NEW	911			
ONGOING	306			
TOTAL COST OF TRAINING	36,091,048			
ONGOING	15,522,573			
DEPRECIATION	2,348,794			
FACILITY	1,249,120			
EQUIPMENT	1,099,626			
OTHER COST	12,233,512			
NEW	20,509,264			
ONGOING	20,509,264			
CONTINUING CASH COST	16,595,250			
CONTINUING CASH COST	3,914,018			
TOTAL CASH COST ONGOING & NEW	23,742,784	L	35,000,000	
STATE AND FEDERAL REIMBURSEMENT	9,482,000	L	8,482,000	
ONGOING	4,298,041			
OPERATING	3,945,755			
FIXED	352,284			
NEW	4,183,958			
CONTINUING REIMBURSEMENT	3,031,726			
CONTINUING REIMBURSEMENT	1,102,251			
OPERATING	1,019,454			
FIXED	82,778			
SOCIAL BENEFITS	3,242,129			
FEDERAL INCOME TAX TO BE PAID	2,912,242			
STATE INCOME TAX TO BE PAID	329,887			
WELFARE PAYMENT REDUCTIONS				

OKLAHOMA STATE DEPARTMENT OF VOCATIONAL AND TECHNICAL EDUCATION
PROGRAM PLANNING ASSISTANCE REPORT

SECONDARY PROGRAMS

PROGRAM: MILK FLS - STATE OF OKLAHOMA
PLANNING AREA - STATE OF OKLAHOMA
PRIMARY OBJECTIVE - MAXIMIZE NUMBER OF PROGRAMS

PREPARATION DATE 08/07/74

SUMMARY	AMOUNT	TYPE	RESTRICTION
EXPECTED ENTRY LEVEL WAGE	36,649,760		
Grants	26,252,240		
NEW	3,397,525		
TOTAL STUDENTS IN TRAINING	45,511	L	50,000
ONGOING	33,294		
NEW	10,216		
NUMBER OF JOBS TO BE FILLED	7,610	N	
ONGOING	5,264		
NEW	2,226		
TOTAL NUMBER OF PROGRAMS	1,254	N	
ONGOING	911		
NEW	343		
TOTAL COST OF TRAINING	37,349,248		
ONGOING	15,582,373		
DEPRECIATION	2,348,794		
FACILITY	1,249,135		
EQUIPMENT	1,099,350		
CASH COST	13,233,513		
NEW	21,766,480		
CASH COST	17,482,560		
ONETIME CASH COST	4,283,917		
CONTINUING CASH COST	55,000,000	L	35,000,000
TOTAL CASH COST ONGOING & NEW	8,451,000	L	8,482,000
STATE AND FEDERAL REIMBURSEMENT	4,298,071		
ONGOING	3,945,756		
OPERATING	352,284		
FIXED	4,153,558		
NEW	3,000,760		
CONTINUING REIMBURSEMENT	1,152,757		
OPERATING	1,088,804		
FIXED	63,993		
SOCIAL BENEFITS	3,311,761		
FEDERAL INCOME TAX TO BE PAID	2,977,721		
STATE INCOME TAX TO BE PAID	354,040		
WELFARE PAYMENT REDUCTIONS			

OKLAHOMA STATE DEPARTMENT OF VOCATIONAL AND TECHNICAL EDUCATION
 PROGRAM PLANNING ASSISTANCE REPORT
 SECONDARY PROGRAMS

PREPARATION DATE 08/07/74

PROGRAM MIX FOR - STATE OF OKLAHOMA
 PLANNING AREA - STATE OF OKLAHOMA
 PRIMARY OBJECTIVE - MINIMIZE COST OF PROGRAMS

SUMMARY	AMOUNT	TYPE	RESTRICTION
EXPECTED ENTRY LEVEL WAGE	25,204,928		
ONGOING	29,204,928		
NEW			
TOTAL STUDENTS IN TRAINING	33,294	L	50,000
ONGOING	33,294		
NEW			
NUMBER OF JOBS TO BE FILLED	5,384	N	
ONGOING	5,384		
NEW			
TOTAL NUMBER OF PROGRAMS	911	N	
ONGOING	911		
NEW			
TOTAL COST OF TRAINING	15,582,373		
ONGOING	15,582,373		
DEPRECIATION	2,348,794		
FACILITY	1,259,133		
EQUIPMENT	1,089,656		
CASH COST	13,233,513		
NEW			
CASH COST			
ONETIME CASH COST			
CONTINUING CASH COST			
TOTAL CASH COST ONGOING & NEW	13,233,513	L	35,000,000
STATE AND FEDERAL REIMBURSEMENT	4,298,041	L	8,402,000
CASHING	4,298,041		
OPERATING	3,945,756		
FIXED	352,284		
NEW			
ONETIME REIMBURSEMENT			
CONTINUING REIMBURSEMENT			
OPERATING			
FIXED			
SOCIAL BENEFITS	3,081,855		
FEDERAL INCOME TAX TO BE PAID	2,763,361		
STATE INCOME TAX TO BE PAID	318,494		
WELFARE PAYMENT REDUCTIONS			

OKLAHOMA STATE DEPARTMENT OF VOCATIONAL AND TECHNICAL EDUCATION

PROGRAM PLANNING ASSISTANCE REPORT

SECONDARY PROGRAMS

PROGRAM MIX FOR - STATE OF OKLAHOMA
 PLANNING AREA - STATE OF OKLAHOMA
 PRIMARY OBJECTIVE - MAXIMIZE SOCIAL BENEFITS

PREPARATION DATE 08/07/74

SUMMARY	AMOUNT	TYPE	RESTRICTION
EXPECTED ENTRY LEVEL WAGE	37,623,104		
GRADING	29,914,800		
NEW	7,508,302		
TOTAL STUDENTS IN TRAINING	40,100	L	50,000
GRADING	35,294		
NEW	4,812		
NUMBER OF JOBS TO BE FILLED	5,745	N	
GRADING	5,384		
NEW	1,259		
TOTAL NUMBER OF PROGRAMS	1,101	N	
GRADING	911		
NEW	190		
TOTAL COST OF TRAINING	21,155,872		
GRADING	15,292,373		
DEPRECIATION	2,348,794		
FACILITY	1,249,138		
EQUIPMENT	1,099,556		
CASH COST	15,233,513		
NEW	15,573,499		
CASH COST	15,573,499		
ONE-TIME CASH COST	12,909,594		
CONTINUING CASH COST	2,663,904		
TOTAL CASH COST GRADING & NEW	28,187,008	L	35,000,000
STATE AND FEDERAL REIMBURSEMENT	8,482,000	L	8,482,000
GRADING	4,298,041		
OPERATING	3,945,755		
FIXED	352,284		
NEW	4,183,958		
ONE-TIME REIMBURSEMENT	3,158,149		
CONTINUING REIMBURSEMENT	1,015,309		
OPERATING	925,971		
FIXED	89,838		
SOCIAL BENEFITS	4,106,573		
FEDERAL INCOME TAX TO BE PAID	3,694,161		
STATE INCOME TAX TO BE PAID	412,411		
WELFARE PAYMENT REDUCTIONS			

OKLAHOMA STATE DEPARTMENT OF VOCATIONAL AND TECHNICAL EDUCATION
PROGRAM PLANNING ASSISTANCE REPORT

COLLEGIATE PROGRAMS

PROGRAM MIX FOR - STATE OF OKLAHOMA
PLANNING AREA - STATE OF OKLAHOMA
PREPARATION DATE 08/07/74
PRIMARY OBJECTIVE - MAXIMIZE ENTRY LEVEL WAGES

SUMMARY	AMOUNT	TYPE	RESTRICTION
EXPECTED ENTRY LEVEL WAGE	6,207,971		
ONGOING	4,124,964		
NEW	2,083,005		
TOTAL STUDENTS IN TRAINING	4,005	L	50,000
ONGOING	3,152		
NEW	853		
NUMBER OF JOBS TO BE FILLED	1,092	N	
ONGOING	735		
NEW	357		
TOTAL NUMBER OF PROGRAMS	146	N	
ONGOING	118		
NEW	28		
TOTAL COST OF TRAINING	5,945,151		
ONGOING	2,382,113		
DEPRECIATION	520,194		
FACILITY	206,881		
EQUIPMENT	313,313		
CASH COST	1,851,961		
NEW	3,563,038		
CASH COST	3,563,038		
ONETIME CASH COST	3,110,817		
CONTINUING CASH COST	452,221		
TOTAL CASH COST ONGOING & NEW	5,425,000	L	5,425,000
STATE AND FEDERAL REIMBURSEMENT	1,707,534	L	2,072,000
ONGOING	847,233		
OPERATING	755,036		
FIXED	92,197		
NEW	860,301		
ONETIME REIMBURSEMENT	623,343		
CONTINUING REIMBURSEMENT	236,958		
OPERATING	211,644		
FIXED	25,314		
SOCIAL BENEFITS	1,200,181		
FEDERAL INCOME TAX TO BE PAID	205,971		
STATE INCOME TAX TO BE PAID	30,267		
WELFARE PAYMENT REDUCTIONS	1,043,943		

OKLAHOMA STATE DEPARTMENT OF VOCATIONAL AND TECHNICAL EDUCATION
PROGRAM PLANNING ASSISTANCE REPORT

COLLEGIATE PROGRAMS

PROGRAM MIX FOR - STATE OF OKLAHOMA
PLANNING AREA - STATE OF OKLAHOMA
PRIMARY OBJECTIVE - MAXIMIZE JOB PLACEMENT

PREPARATION DATE 08/07/74

SUMMARY	AMOUNT	TYPE	RESTRICTION
EXPECTED ENTRY LEVEL WAGE	5,553,720	*	
ONGOING	4,082,419	*	
NEW	1,871,301	*	
TOTAL STUDENTS IN TRAINING	4,077	*	L 50,000
ONGOING	3,152	*	
NEW	925	*	
NUMBER OF JOBS TO BE FILLED	1,112	*	N
ONGOING	735	*	
NEW	377	*	
TOTAL NUMBER OF PROGRAMS	146	*	N
ONGOING	118	*	
NEW	30	*	
TOTAL COST OF TRAINING	5,945,151	*	
ONGOING	2,382,113	*	
FACILITY DEPRECIATION	520,194	*	
EQUIPMENT	209,861	*	
CASH COST	313,313	*	
NEW	1,861,961	*	
CASH COST	3,563,038	*	
ONETIME CASH COST	3,095,920	*	
CONTINUING CASH COST	467,118	*	
TOTAL CASH COST ONGOING & NEW	5,425,000	*	L 5,425,000
STATE AND FEDERAL REIMBURSEMENT	1,453,000	*	L 2,072,000
ONGOING	847,253	*	
OPERATING	755,036	*	
FIXED	92,197	*	
NEW	605,757	*	
ONETIME REIMBURSEMENT	366,827	*	
CONTINUING REIMBURSEMENT	238,540	*	
OPERATING	212,907	*	
FIXED	26,033	*	
SOCIAL BENEFITS	1,269,347	*	
FEDERAL INCOME TAX TO BE PAID	180,626	*	
STATE INCOME TAX TO BE PAID	26,054	*	
WELFARE PAYMENT REDUCTIONS	1,062,687	*	

OKLAHOMA STATE DEPARTMENT OF VOCATIONAL AND TECHNICAL EDUCATION
PROGRAM PLANNING ASSISTANCE REPORT

COLLEGIATE PROGRAMS

PROGRAM MIX FOR - STATE OF OKLAHOMA
PLANNING AREA - STATE OF OKLAHOMA
PRIMARY OBJECTIVE - MAXIMIZE NUMBER OF PROGRAMS

PREPARATION DATE 08/07/74

SUMMARY	AMOUNT	TYPE	RESTRICTION
EXPECTED ENTRY LEVEL WAGE	4,693,103	*	
ONGOING	4,063,876	*	
NEW	629,227	*	
TOTAL STUDENTS IN TRAINING	4,229	L	50,000
ONGOING	3,152	*	
NEW	1,077	*	
NUMBER OF JOBS TO BE FILLED	692	N	
ONGOING	735	*	
NEW	157	*	
TOTAL NUMBER OF PROGRAMS	173	N	
ONGOING	118	*	
NEW	55	*	
TOTAL COST OF TRAINING	5,945,151	*	
ONGOING	2,382,113	*	
DEPRECIATION	520,194	*	
FACILITY	206,861	*	
EQUIPMENT	313,313	*	
CASH COST	1,861,961	*	
NEW	3,563,038	*	
CASH COST	2,835,448	*	
NETIME CASH COST	727,590	*	
CONTINUING CASH COST	5,425,000	L	5,425,000
TOTAL CASH COST (ONGOING & NEW)	1,191,141	L	2,072,000
STATE AND FEDERAL REIMBURSEMENT	647,233	*	
ONGOING	755,036	*	
OPERATING	92,197	*	
FIXED	343,908	*	
NEW	35,316	*	
NETIME REIMBURSEMENT	308,592	*	
CONTINUING REIMBURSEMENT	272,207	*	
OPERATING	35,385	*	
FIXED	1,026,880	*	
SOCIAL BENEFITS	153,926	*	
FEDERAL INCOME TAX TO BE PAID	22,119	*	
STATE INCOME TAX TO BE PAID	852,835	*	
WELFARE PAYMENT REDUCTIONS		*	

OKLAHOMA STATE DEPARTMENT OF VOCATIONAL AND TECHNICAL EDUCATION
PROGRAM PLANNING ASSISTANCE REPORT

COLLEGIATE PROGRAMS

PROGRAM MIX FOR - STATE OF OKLAHOMA
PLANNING AREA - STATE OF OKLAHOMA
PRIMARY OBJECTIVE - MINIMIZE TOTAL COST

PREPARATION DATE 08/07/74

SUMMARY	AMOUNT	TYPE	RESTRICTION
EXPECTED ENTRY LEVEL WAGE	4,074,790		
ONGOING	4,074,790		
NEW			
TOTAL STUDENTS IN TRAINING	3,152	L	50,000
ONGOING	3,152		
NEW			
NUMBER OF JOBS TO BE FILLED	735	N	
ONGOING	735		
NEW			
TOTAL NUMBER OF PROGRAMS	118	N	
ONGOING	118		
NEW			
TOTAL COST OF TRAINING	2,382,113		
ONGOING	2,382,113		
DEPRECIATION	520,194		
FACILITY	206,881		
EQUIPMENT	313,313		
CASH COST	1,861,961		
NEW			
CASH COST			
ONETIME CASH COST			
CONTINUING CASH COST			
NEW	1,861,961	L	5,425,000
TOTAL CASH COST ONGOING & NEW	847,233		
STATE AND FEDERAL REIMBURSEMENT	847,233		
ONGOING	755,036		
OPERATING	92,197		
FIXED			
NEW			
ONETIME REIMBURSEMENT			
CONTINUING REIMBURSEMENT			
OPERATING			
FIXED			
SOCIAL BENEFITS	850,998		
FEDERAL INCOME TAX TO BE PAID	129,892		
STATE INCOME TAX TO BE PAID	18,762		
WELFARE PAYMENT REDUCTIONS	702,324		

OKLAHOMA STATE DEPARTMENT OF VOCATIONAL AND TECHNICAL EDUCATION
PROGRAM PLANNING ASSISTANCE REPORT

COLLEGIATE PROGRAMS

PREPARATION DATE 08/07/74

PROGRAM MIX FOR - STATE OF OKLAHOMA
PLANNING AREA - STATE OF OKLAHOMA
PRIMARY OBJECTIVE - MAXIMIZE SOCIAL BENEFITS

SUMMARY	AMOUNT	TYPE	RESTRICTION
EXPECTED ENTRY LEVEL WAGE	6,169,637		
ONGOING	4,124,984		
NEW	2,044,652		
TOTAL STUDENTS IN TRAINING	4,078	L	50,000
ONGOING	3,152		
NEW	926		
NUMBER OF JOBS TO BE FILLED	1,108	N	
ONGOING	735		
NEW	373		
TOTAL NUMBER OF PROGRAMS	148	N	
ONGOING	118		
NEW	30		
TOTAL COST OF TRAINING	5,945,151		
ONGOING	2,382,113		
DEPRECIATION	523,194		
FACILITY	206,881		
EQUIPMENT	313,313		
CASH COST	1,861,961		
NEW	3,583,038		
CASH COST	3,563,038		
ONETIME CASH COST	3,086,714		
CONTINUING CASH COST	476,324		
TOTAL CASH COST ONGOING & NEW	5,425,000	L	5,425,000
STATE AND FEDERAL REIMBURSEMENT	1,495,293	L	2,072,000
ONGOING	847,233		
OPERATING	755,036		
FIXED	92,197		
NEW	648,060		
ONETIME REIMBURSEMENT	402,440		
CONTINUING REIMBURSEMENT	245,620		
OPERATING	219,043		
FIXED	26,577		
SOCIAL BENEFITS	1,288,843		
FEDERAL INCOME TAX TO BE PAID	200,360		
STATE INCOME TAX TO BE PAID	29,321		
WELFARE PAYMENT REDUCTIONS	1,059,163		

OKLAHOMA STATE DEPARTMENT OF VOCATIONAL AND TECHNICAL EDUCATION

PROGRAM PLANNING ASSISTANCE REPORT

PART TIME ADULT PROG

PREPARATION DATE 08/07/74

PROGRAM MIX FOR - STATE OF OKLAHOMA
 PLANNING AREA - STATE OF OKLAHOMA
 PRIMARY OBJECTIVE - MAXIMIZE ENTRY LEVEL WAGES

SUMMARY	AMOUNT	TYPE	RESTRICTION
TOTAL WAGE	25,370,240		
ONGOING	20,819,458		
PREPARATORY-ENTRY LEVEL WAGE	19,160,848		
UPGRADE-ANNUAL WAGE IMPROV.	1,658,647		
NEW	4,550,756		
PREPARATORY-ENTRY LEVEL WAGE	4,258,685		
UPGRADE-ANNUAL WAGE IMPROV.	292,072		
TOTAL STUDENTS IN TRAINING	16,529	N	
ONGOING	14,210		
NEW	2,719		
TOTAL PREPARATORY SUPPLY	5,002	L	50,000
TOTAL UPGRADE SUPPLY	8,444	L	100,000
NUMBER OF JOBS TO BE FILLED	13,456	N	
ONGOING	9,587		
PREPARATORY	4,073		
UPGRADE	5,514		
NEW	1,860		
PREPARATORY	929		
UPGRADE	930		
TOTAL NUMBER OF PROGRAMS	980	N	
ONGOING	811		
NEW	168		
TOTAL COST OF TRAINING	2,902,937		
ONGOING	1,343,739		
DEPRECIATION	402,937		
FACILITY	157,428		
EQUIPMENT	245,509		
CASH COST	940,802		
NEW	1,559,197		
CASH COST	1,559,197		
ONETIME CASH COST	1,395,138		
CONTINUING CASH COST	164,060		
TOTAL CASH COST ONGOING & NEW	2,500,000	L	2,500,000

```

*****
* STATE AND FEDERAL REIMBURSEMENT * L 1,342,000 *****
* ONGOING * 990,186 *
* OPERATING * 146,745 *
* FIXED * 146,745 *
* NEW * 843,441 *
* CONTINUING REIMBURSEMENT * 810,798 *
* OPERATING * 32,644 *
* FIXED * 32,644 *
*****
* SOCIAL BENEFITS * 683,135 *
* FEDERAL INCOME TAX TO BE PAID * 431,665 *
* STATE INCOME TAX TO BE PAID * 71,402 *
* WELFARE PAYMENT REDUCTIONS * 180,068 *
*****

```

OKLAHOMA STATE DEPARTMENT OF VOCATIONAL AND TECHNICAL EDUCATION
 PROGRAM PLANNING ASSISTANCE REPORT

PART TIME ADULT PROG

PREPARATION DATE 08/07/74

PROGRAM MIX FOR - STATE OF OKLAHOMA
 PLANNING AREA - STATE OF OKLAHOMA
 PRIMARY OBJECTIVE - MAXIMIZE JOB PLACEMENT

SUMMARY	AMOUNT	TYPE	RESTRICTION	AMOUNT
TOTAL WAGE	24,147,520			
ONGOING	20,384,000			
PREPARATORY-ENTRY LEVEL WAGE	18,764,720			
UPGRADE-ANNUAL WAGE IMPROV.	1,619,288			
NEW	3,763,522			
PREPARATORY-ENTRY LEVEL WAGE	3,348,984			
UPGRADE-ANNUAL WAGE IMPROV.	414,538			
TOTAL STUDENTS IN TRAINING	17,596	N		
ONGOING	14,210			
NEW	3,386			
TOTAL PREPARATORY SUPPLY	4,810	L	50,000	
TOTAL UPGRADE SUPPLY	7,062	L	100,000	
NUMBER OF JOBS TO BE FILLED	11,872	N		
ONGOING	9,587			
PREPARATORY	4,073			
UPGRADE	5,514			
NEW	2,285			
PREPARATORY	737			
UPGRADE	1,548			
TOTAL NUMBER OF PROGRAMS	977	N		
ONGOING	811			
NEW	166			
TOTAL COST OF TRAINING	2,902,937			
ONGOING	1,343,739			
DEPRECIATION	402,937			
FACILITY	157,428			
EQUIPMENT	245,509			
CASH COST	940,802			
NEW	1,559,197			
CASH COST	1,559,197			
ONE-TIME CASH COST	1,403,041			
CONTINUING CASH COST	156,156			
TOTAL CASH COST ONGOING & NEW	2,500,000	L	2,500,000	

```

*****
* STATE AND FEDERAL REIMBURSEMENT * L 1,342,000 *
* ONGOING * 876,178 *
* OPERATING * 146,745 *
* FIXED * 146,745 *
* NEW * * *
* ONETIME REIMBURSEMENT * 729,433 *
* CONTINUING REIMBURSEMENT * 702,207 *
* OPERATING * 27,226 *
* FIXED * 27,226 *
*****
* SOCIAL BENEFITS *
* FEDERAL INCOME TAX TO BE PAID * 621,873 *
* STATE INCOME TAX TO BE PAID * 385,009 *
* WELFARE PAYMENT REDUCTIONS * 63,699 *
* * 173,165 *
*****

```



OKLAHOMA STATE DEPARTMENT OF VOCATIONAL AND TECHNICAL EDUCATION
PROGRAM PLANNING ASSISTANCE REPORT

PART TIME ADULT PROG

PREPARATION DATE 08/07/74

PROGRAM MIX FOR - STATE OF OKLAHOMA
PLANNING AREA - STATE OF OKLAHOMA
PRIMARY OBJECTIVE - MAXIMIZE NUMBER OF PROGRAMS

SUMMARY	AMOUNT	TYPE	RESTRICTION
TOTAL WAGE	24,721,536	*	
ONGOING	20,352,656	*	
PREPARATORY-ENTRY LEVEL WAGE	18,737,552	*	
UPGRADE-ANNUAL WAGE IMPROV.	1,615,106	*	
NEW	4,368,888	*	
PREPARATORY-ENTRY LEVEL WAGE	4,008,652	*	
UPGRADE-ANNUAL WAGE IMPROV.	300,236	*	
TOTAL STUDENTS IN TRAINING	17,015	N	
ONGOING	14,210	*	
NEW	2,805	*	
TOTAL PREPARATORY SUPPLY	4,881	L	50,000
TOTAL UPGRADE SUPPLY	6,555	L	100,000
NUMBER OF JOBS TO BE FILLED	11,436	N	
ONGOING	9,587	*	
PREPARATORY	4,073	*	
UPGRADE	5,514	*	
NEW	1,849	*	
PREPARATORY	808	*	
UPGRADE	1,041	*	
TOTAL NUMBER OF PROGRAMS	993	N	
ONGOING	811	*	
NEW	181	*	
TOTAL COST OF TRAINING	2,902,937	*	
ONGOING	1,343,739	*	
DEPRECIATION	402,937	*	
FACILITY	157,428	*	
EQUIPMENT	245,509	*	
CASH COST	940,802	*	
NEW	1,559,197	*	
CASH COST	1,559,197	*	
NETIME CASH COST	1,383,483	*	
CONTINUING CASH COST	175,714	*	
TOTAL CASH COST ONGOING & NEW	2,500,000	L	2,500,000

OKLAHOMA STATE DEPARTMENT OF VOCATIONAL AND TECHNICAL EDUCATION
PROGRAM PLANNING ASSISTANCE REPORT

PART TIME ADULT PROG
PREPARATION DATE 08/07/74

PROGRAM MIX FOR - STATE OF OKLAHOMA
PLANNING AREA - STATE OF OKLAHOMA
PRIMARY OBJECTIVE - MINIMIZE COST OF PROGRAMS

SUMMARY	AMOUNT	TYPE	RESTRICTION
TOTAL WAGE	20,205,800		
ENGOING	20,205,800		
PREPARATORY-ENTRY LEVEL WAGE	18,750,720		
UPGRADE-ANNUAL WAGE IMPROV.	1,019,145		
NEW			
PREPARATORY-ENTRY LEVEL WAGE			
UPGRADE-ANNUAL WAGE IMPROV.			
TOTAL STUDENTS IN TRAINING	14,210	N	
ENGOING	14,210		
NEW			
TOTAL PREPARATORY SUPPLY	4,073	L	50,000
TOTAL UPGRADE SUPPLY	5,514	L	100,000
NUMBER OF JOBS TO BE FILLED	9,587	N	
ENGOING	9,587		
PREPARATORY	4,073		
UPGRADE	5,514		
NEW			
PREPARATORY			
UPGRADE			
TOTAL NUMBER OF PROGRAMS	81	N	
ENGOING	81		
NEW			
TOTAL COST OF TRAINING	1,343,729		
ENGOING	1,343,729		
DEPRECIATION	402,557		
FACILITY	157,428		
EQUIPMENT	245,509		
CASH COST	940,802		
NEW			
CASH COST			
ONETIME CASH COST			
CONTINUING CASH COST			
TOTAL CASH COST ENGOING & NEW	940,802	L	2,500,000

```
*****
* STATE AND FEDERAL REIMBURSEMENT          * L 1,342,000
* ONGOING                                 * *
* OPERATING                               * *
*   FIXED                                * *
*   NEW                                  * *
* ONETIME REIMBURSEMENT                  * *
* CONTINUING REIMBURSEMENT              * *
* OPERATING                             * *
*   FIXED                               * *
* SOCIAL BENEFITS                        * *
*   FEDERAL INCOME TAX TO BE PAID       530,677
*   STATE INCOME TAX TO BE PAID        330,339
*   WELFARE PAYMENT REDUCTIONS        53,721
*                                       146,617
*****
```

OKLAHOMA STATE DEPARTMENT OF VOCATIONAL AND TECHNICAL EDUCATION
 PROGRAM PLANNING ASSISTANCE REPORT

PART TIME ADULT PROG

PREPARATION DATE 08/07/74

PROGRAM MIX FOR - STATE OF OKLAHOMA
 PLANNING AREA - STATE OF OKLAHOMA
 PRIMARY OBJECTIVE - MAXIMIZE SOCIAL BENEFITS

SUMMARY	AMOUNT	TYPE	RESTRICTION
TOTAL WAGE ONGOING	25,047,744		
PREPARATORY-ENTRY LEVEL WAGE	20,704,528		
UPGRADE-ANNUAL WAGE IMPROV.	19,062,852		
NEW PREPARATORY-ENTRY LEVEL WAGE	1,641,698		
UPGRADE-ANNUAL WAGE IMPROV.	4,343,210		
NEW PREPARATORY-ENTRY LEVEL WAGE	5,942,848		
UPGRADE-ANNUAL WAGE IMPROV.	400,363		
TOTAL STUDENTS IN TRAINING ONGOING	16,801	N	
NEW	14,210		
TOTAL PREPARATORY SUPPLY	2,591		
NEW	4,744	L	50,000
TOTAL UPGRADE SUPPLY	6,540	L	100,000
NUMBER OF JOBS TO BE FILLED ONGOING	11,284	N	
NEW	9,587		
PREPARATORY	4,073		
UPGRADE	5,514		
NEW	1,697		
UPGRADE	671		
NEW	1,025		
UPGRADE			
TOTAL NUMBER OF PROGRAMS ONGOING	981	N	
NEW	811		
UPGRADE	169		
TOTAL COST OF TRAINING ONGOING	2,902,937		
NEW	1,343,739		
UPGRADE	402,937		
DEPRECIATION	157,428		
FACILITY	245,509		
EQUIPMENT	940,802		
CASH COST	1,559,197		
NEW	1,559,197		
UPGRADE			
CASH COST	1,389,879		
ONETIME CASH COST	169,319		
CONTINUING CASH COST	2,500,000	L	2,500,000
TOTAL CASH COST ONGOING & NEW			

APPENDIX H
COMPLETE DETAIL REPORT LISTINGS

OKLAHOMA STATE DEPARTMENT OF VOCATIONAL AND TECHNICAL EDUCATION

PROGRAM PLANNING ASSISTANCE REPORT

SECONDARY PROGRAMS

PROGRAM MIX FOR - AGRICULTURE
 PLANNING AREA - STATE OF OKLAHOMA
 PREPARATION DATE 08/07/74
 PRIMARY OBJECTIVE - MAXIMIZE ENTRY LEVEL WAGES

PROGRAMS FORCED INTO SOLUTION - 328.0

PROGRAMS FORCED INTO SOLUTION - 328.0	PROGRAM MIX	TOTAL PROGRAMS	PROGRAM EMPHASIS DESCRIPTION
400.000.0	91%	0%	FARM MANAGER
421.663.0	0%	0%	FARM PLANT/GENERAL
466.887.0	9%	0%	LIVESTOCK CARETAKER

PROGRAMS TOTALS	241.0	0.0	241.0
260. - .239	100%	0%	100%
240.476.0	0%	0%	0%
520.000.0	0%	0%	0%

PROGRAMS TOTALS	24.0	0.0	24.0
521.782.0	11%	0%	11%
524.281.0	59%	0%	59%
510.762.0	15%	0%	15%
510.864.0	0%	0%	0%
510.884.0	13%	0%	13%
510.782.0	5%	0%	5%
510.884.0	1%	0%	1%

PROGRAMS TOTALS	58.0	0.0	58.0
407. 4.0	100%	0%	100%

PROGRAM TOTALS	5.0	0.0	5.0
AG DIVISION TOTALS	328.0	0.0	328.0

OKLAHOMA STATE DEPARTMENT OF VOCATIONAL AND TECHNICAL EDUCATION

PROGRAM PLANNING ASSISTANCE REPORT

SECONDARY PROGRAMS

PROGRAM MIX FOR - BUSINESS AND OFFICE

PLANNING AREA - STATE OF OKLAHOMA

PRIMARY OBJECTIVE - MAXIMIZE ENTRY LEVEL WAGES

PREPARATION DATE 08/07/74

PROGRAMS FORCED INTO SOLUTION - 94.0

 ----- OCCUPATIONAL EMPHASIS -----
 * O.C.T. *
 ----- PROGRAM MIX -----
 * CA-CCING PROGRAMS NEK TOTAL PROGRAMS *
 ----- PROGRAM EMPHASIS -----
 ----- PROGRAM DESCRIPTION -----

PROGRAMS FORCED INTO SOLUTION - 94.0	CA-CCING PROGRAMS	NEK PROGRAMS	TOTAL PROGRAMS	PROGRAM EMPHASIS	PROGRAM DESCRIPTION
189.168.0	13%	0%	13%		
209.388.1	19%	0%	19%		
211.368.0	0%	0%	0%		
212.388.0	0%	0%	0%		
215.398.0	0%	0%	0%		
215.488.0	5%	0%	5%		
217.388.0	11%	0%	11%		
219.428.0	0%	0%	0%		
249.368.0	30%	0%	30%		
249.368.1	22%	0%	22%		
249.368.2					
					140100 ACCOUNTING AND COMPUTING

 ----- PROGRAM TOTALS -----
 ----- PROGRAM TOTALS -----

PROGRAM TOTALS	CA-CCING PROGRAMS	NEK PROGRAMS	TOTAL PROGRAMS	PROGRAM EMPHASIS	PROGRAM DESCRIPTION
7.0	0.0	0.0	7.0		
100%	100%	0%	4%		
65%	0%	0%	82%		
15%	0%	0%	14%		
					140200 BUSINESS DATA PROCESSING

 ----- PROGRAM TOTALS -----
 ----- PROGRAM TOTALS -----

PROGRAM TOTALS	CA-CCING PROGRAMS	NEK PROGRAMS	TOTAL PROGRAMS	PROGRAM EMPHASIS	PROGRAM DESCRIPTION
12.0	1.0	1.0	13.0		
0%	0%	0%	0%		
0%	0%	0%	0%		
100%	0%	0%	100%		
0%	0%	0%	0%		
0%	0%	0%	0%		
					140300 GENERAL OFFICE CLERICAL OCCUP.
					140900 TYPING & RELATED OCCUPATIONS
					149900 OTHER BUSINESS OFFICE OCCUP.

 ----- PROGRAM TOTALS -----
 ----- PROGRAM TOTALS -----

PROGRAM TOTALS	CA-CCING PROGRAMS	NEK PROGRAMS	TOTAL PROGRAMS	PROGRAM EMPHASIS	PROGRAM DESCRIPTION
47.0	0.0	0.0	47.0		

OKLAHOMA STATE DEPARTMENT OF VOCATIONAL AND TECHNICAL EDUCATION

PROGRAM PLANNING ASSISTANCE REPORT

SECONDARY PROGRAMS

PROGRAM MIX FOR - BUSINESS AND OFFICE

PLANNING AREA - STATE OF OKLAHOMA

PRIMARY OBJECTIVE - MAXIMIZE ENTRY LEVEL WAGES

PREPARATION DATE 08/07/74

PROGRAMS FPOESC INTO SOLUTION - 94.0

PROGRAMS	DESCRIPTION	OK-CGING	PROGRAM MIX	TOTAL	PROGRAM EMPHASIS
PROGRAMS	DESCRIPTION	PROGRAMS	PROGRAMS	PROGRAMS	DESCRIPTION
235.862.C	TELEPHONE OPERATOR	83%	0%	83%	
235.566.C	METER READER	17%	0%	17%	
PROGRAM TOTALS		2.0	0.0	2.0	
205.266.C	PERSONNEL CLERK	0%	100%	100%	
PROGRAM TOTALS		0.0	0.5	0.5	
202.366.C	STENOGRAPHER	100%	100%	100%	
PROGRAM TOTALS		20.0	0.5	26.5	
102.286.C	TITLE CLERK	0%	0%	0%	
PROGRAM TOTALS		0.0	0.0	0.0	
AG DIVISION TOTALS		94.0	2.0	96.0	

OKLAHOMA STATE DEPARTMENT OF VOCATIONAL AND TECHNICAL EDUCATION

PROGRAM PLANNING ASSISTANCE REPORT

SECONDARY PROGRAMS

PROGRAM MIX FOR - DISTRIBUTIVE EDUCATION
 PLANNING AREA - STATE OF OKLAHOMA
 PRIMARY OBJECTIVE - MAXIMIZE ENTRY LEVEL WAGES

PREPARATION DATE 08/07/74

PROGRAMS FORCED INTO SOLUTION - 53.0

PROGRAM DESCRIPTION	PROGRAM MIX	NEW PROGRAMS	TOTAL PROGRAMS	PROGRAM EMPHASIS DESCRIPTION
D.O.T.	5%	0%	2%	
165.166.C AUTO PARTS MANAGER	0%	0%	0%	
223.267.C AUTO PARTS CLERK	94%	100%	98%	
290. - .229 SALES OCCUPATIONS (GOODS)	0%	0%	0%	
290.476.C SALES CLERK	0%	0%	0%	
315.667.0 SERVICE STATION ATTENDANT	0%	0%	0%	

- 040200 APPAREL AND ACCESSORIES
- 040900 HDW. BLDG. MAT.FARM SUPPLIES
- 040300 AUTOMOTIVE
- 041600 PETROLEUM
- 040600 FOOD DISTRIBUTION
- 040800 GENERAL MERCHANDISE
- 041000 HOME FURNISHING
- 041200 INDUSTRIAL MARKETING
- 041400 INTERNATIONAL TRADE
- 041800 RECREATION AND TOURISM
- 042000 RETAIL TRADE
- 043100 WHOLESALE TRADE

PROGRAM TOTALS	30.5	72.0	108.5
FCSTESS	0%	8%	7%
WAITRESS OR WAITER	0%	0%	0%
DISHWASHER	100%	92%	93%

- 040700 FOOD SERVICES
- 090203 FOOD MGMT. PRCD. AND SERVICE
- 172900 OTHER FOOD OCCUPATIONS
- 172904 WAITER OR WAITRESS

PROGRAM TOTALS	16.5	137.0	153.5
HOTEL CLERK	100%	0%	100%
HOTEL AND LODGING			

PROGRAM TOTALS	0.5	0.0	0.5

OKLAHOMA STATE DEPARTMENT OF VOCATIONAL AND TECHNICAL EDUCATION

PROGRAM PLANNING ASSISTANCE REPORT

SECONDARY PROGRAMS

PROGRAM MIX FOR - DISTRIBUTIVE EDUCATION
PLANNING AREA - STATE OF OKLAHOMA
PRIMARY OBJECTIVE - MAXIMIZE ENTRY LEVEL WAGES

PREPARATION DATE 08/07/74

PROGRAMS FORCED INTO SOLUTION - 58.0

PROGRAM MIX		TOTAL
PROGRAMS	NEW	PROGRAMS
100%	0%	100%
GOING		
PROGRAMS	PROGRAMS	PROGRAMS
100%	0%	100%

PROGRAM DESCRIPTION	NUMBER	PROGRAM EMPHASIS
29.887.0 MATERIAL HANDLER	041900	TRANSPORTATION
	040400	FINANCE AND CREDIT
	040100	ADVERTISING SERVICES
	041500	PERSONAL SERVICES

PROGRAM TOTALS

199.168.0	MANAGEMENT TRAINEE	100%	1.0	0.0	1.0
-----------	--------------------	------	-----	-----	-----

PROGRAM TOTALS

58.0	DE DIVISION TOTALS	100%	3.5	14.0	17.5
------	--------------------	------	-----	------	------

OKLAHOMA STATE DEPARTMENT OF VOCATIONAL AND TECHNICAL EDUCATION
PROGRAM PLANNING ASSISTANCE REPORT

SECONDARY PROGRAMS

PROGRAM MIX FOR - HOME ECONOMICS
PLANNING AREA - STATE OF OKLAHOMA
PRIMARY OBJECTIVE - MAXIMIZE ENTRY LEVEL WAGES

PREPARATION DATE 08/31/74

PROGRAMS FORCED INTO SOLUTION - 24.0

PROGRAM DESCRIPTION	PROGRAM MIX	PROGRAM EMPHASIS	PROGRAM DESCRIPTION
0.O.T.			
761.824.0 CUTTER (HAND OR MACHINE)	4%		
765.281.0 SEAMSTRESS	18%		
766. - .787 SEWING MACHINE OPERATOR	78%		
PROGRAM TOTALS			
15.0	15.0	15.0	
359.878.0 NURSE/RY SCHOOL ATTENDANT	34%	34%	
353.670.0 TEACHER AIDE	66%	66%	
PROGRAM TOTALS			
9.0	9.0	9.0	
HE DIVISION TOTALS			
24.0	0.0	24.0	

OKLAHOMA STATE DEPARTMENT OF VOCATIONAL AND TECHNICAL EDUCATION

PROGRAM PLANNING ASSISTANCE REPORT

SECONDARY PROGRAMS

PROGRAM MIX FOR - HEALTH OCCUPATIONS
 PLANNING AREA - STATE OF OKLAHOMA
 PRIMARY OBJECTIVE - MAXIMIZE ENTRY LEVEL WAGES

PREPARATION DATE 08/07/74

PROGRAMS FORCED INTO SOLUTION - 24.0	PROGRAM MIX	NEW	TOTAL	PROGRAM EMPHASIS	DESCRIPTION
355.ETS.C NURSE AIDE	100%	0%	100%	070303	NURSES ASSISTANT
				070399	NURSING OTHER
				079900	HEALTH SERVICES
PROGRAM TOTALS	24.0	0.0	24.0		
HC DIVISION TOTALS	24.0	0.0	24.0		

OKLAHOMA STATE DEPARTMENT OF VOCATIONAL AND TECHNICAL EDUCATION
 PROGRAM PLANNING ASSISTANCE REPORT

PROGRAM MIX FOR - TRADE AND INDUSTRIAL EDUCATION
 PLANNING AREA - STATE OF OKLAHOMA
 PRIMARY OBJECTIVE - MAXIMIZE ENTRY LEVEL WAGES
 SECONDARY PROGRAMS
 PREPARATION DATE 08/07/74

PROGRAMS FORCED INTO SOLUTION - 365.00	PROGRAM MIX	TOTAL PROGRAMS	PROGRAM EMPHASIS DESCRIPTION
637-261.0 AIR COND. & REFRIG. MECHANIC	100%	100%	170100 AIR CONDITIONING & HEATING
PROGRAM TOTALS	5.5	5.5	
602-331.0 PLUMBER	100%	100%	170102 PLUMBING
655-281.0 MAINTENANCE MAN, EQUIPMENT	0%	0%	170107 PLUMBING AND PIPEFITTING
PROGRAM TOTALS	1.5	1.5	
723-284.0 APPLIANCE REPAIRMAN	100%	100%	170200 APPLIANCE REPAIR
PROGRAM TOTALS	3.0	3.0	
807-281.0 AUTO BODY REPAIRMAN	53%	56%	170301 BODY AND FENDER
845-761.0 AUTO PAINTER	47%	44%	
PROGRAM TOTALS	22.0	23.5	
620-281.0 AUTO MECHANIC	92%	92%	170302 AUTO MECHANICS
620-281.1 AUTO - AIR CONDITIONING	8%	8%	
PROGRAM TOTALS	87.5	87.5	

CALIFORNIA STATE DEPARTMENT OF VOCATIONAL AND TECHNICAL EDUCATION

PROGRAM PLANNING ASSISTANCE REPORT

SECONDARY PROGRAMS

PROGRAM MIX FOR - TRADE AND INDUSTRIAL EDUCATION

PLANNING AREA - STATE OF CALIFORNIA

PREPARATION DATE 08/07/74

PRIMARY OBJECTIVE - MAXIMIZE ENTRY LEVEL WAGES

PROGRAMS FORCED INTO SOLUTION - 583.0	DESCRIPTION	EN-CING PROGRAMS	PROGRAM MIX	NEW PROGRAMS	TOTAL PROGRAMS	PROGRAM EMPHASIS
		100%	0%	0%	100%	NUMBER
021-281.0	AIRCRAFT AND ENGINE MECHANIC	82%	0%	0%	82%	170401
021-281.1	JET ENGINE MECHANIC	17%	0%	0%	17%	172304
021-781.0	AIRCRAFT ACCESSORIES MECHANIC	1%	0%	0%	1%	160101
006-781.0	AIRCRAFT STRUCTURE ASSEMBLER	0%	0%	0%	0%	
007-984.0	AIRCRAFT SUB-ASSEMBLY ASSEMBLER	0%	0%	0%	0%	
PROGRAM TOTALS						
		2.0	0.0	0.0	2.0	170399
AUTOMOTIVE SERVICES						
PROGRAM TOTALS						
		13.5	0.0	0.0	13.5	
SECONDARY TOTALS						
		13.5	0.0	0.0	13.5	
001-281.0	CRAFTSMAN ARCHITECTURAL	100%	0%	0%	100%	171300
002-281.0	CRAFTSMAN ARCHITECTURAL	0%	0%	0%	0%	160103
003-281.1	CRAFTSMAN ARCHITECTURAL	0%	0%	0%	0%	160198
004-281.0	CRAFTSMAN ARCHITECTURAL	0%	0%	0%	0%	
007-281.0	CRAFTSMAN ARCHITECTURAL	0%	0%	0%	0%	
010-281.0	CRAFTSMAN ARCHITECTURAL	0%	0%	0%	0%	
017-281.0	CRAFTSMAN ARCHITECTURAL	0%	0%	0%	0%	
TOTALS						
		28.0	0.0	0.0	28.0	

OKLAHOMA STATE DEPARTMENT OF VOCATIONAL AND TECHNICAL EDUCATION
 PROGRAM PLANNING ASSISTANCE REPORT

SECONDARY PROGRAMS

PROGRAM MIX FOR - TRADE AND INDUSTRIAL EDUCATION
 PLANNING AREA - STATE OF OKLAHOMA
 PRIMARY OBJECTIVE - MAXIMIZE ENTRY LEVEL WAGES

PREPARATION DATE 06/07/74

PROGRAMS FORCED INTO SOLUTION - 992.0	CHALLENGE PROGRAMS	PROGRAMS	NEW PROGRAMS	TOTAL PROGRAMS	PROGRAM MIX	PROGRAM NUMBER	PROGRAM DESCRIPTION
141.061.0	5.0	0.0	5.0	100%	170700	COMMERCIAL ART	
141.061.1	0.0	0.0	0.0	0%			
TOTAL	5.0	0.0	5.0	100%			
142.062.0	3.0	2.0	5.0	100%	170900	COMMERCIAL PHOTOGRAPHY	
TOTAL	3.0	2.0	5.0	100%			
143.063.0	4.0	0.0	4.0	100%	171001	CARPENTRY	
TOTAL	4.0	0.0	4.0	100%			
PROGRAM TOTALS	12.0	2.0	14.0	100%			
144.064.0	20.0	0.0	20.0	100%	170002	ELECTRICITY	
144.064.1	4.0	0.0	4.0	100%	171402	ELECTRICAL LINEMAN	
144.064.2	6.0	0.0	6.0	100%			
144.064.3	0.0	0.0	0.0	0%			
TOTAL	30.0	0.0	30.0	100%			
PROGRAM TOTALS	64.0	0.0	64.0	100%			

OKLAHOMA STATE DEPARTMENT OF VOCATIONAL AND TECHNICAL EDUCATION

PROGRAM PLANNING ASSISTANCE REPORT

PROGRAM VIA FOR - TRADE AND INDUSTRIAL EDUCATION

SECCAGARY PROGRAMS

PLANNING AREA - STATE OF OKLAHOMA

PREPARATION DATE 08/07/74

PRIMARY OBJECTIVE - MAXIMIZE ENTRY LEVEL WAGES

PROGRAMS	PROGRAMS	NEW PROGRAMS	TOTAL PROGRAMS	PROGRAM MIX	PROGRAM EMPHASIS
600.280.C	MACHINIST, ALL SCUL	100%	100%	0%	
600.281.C	LABOR MAN (MACHINE SHOP)	0%	0%	0%	
603.280.C	PRECISION GRINDER	0%	0%	0%	
605.285.C	PRECISION MACHINE TOOL OPER	0%	0%	0%	
705.284.C	SEMP GRINDER	0%	0%	0%	
PROGRAM TOTALS					
		16.5	16.5	0.0	
615.782.C	SHEAR PRESS OPERATOR	0%	0%	0%	
617.380.C	GREEN OPERATOR	0%	0%	0%	
619.280.C	METAL FABRICATOR	100%	100%	100%	
804.281.C	SHEET METAL WORKER	0%	0%	0%	
PROGRAM TOTALS					
		3.5	11.5	15.0	
720.201.C	RADIO AND TV REPAIRMAN	0%	0%	0%	
823.281.C	BASIC MECHANIC	31%	31%	0%	
PROGRAM TOTALS					
		5.2	5.0	5.0	
650.582.C	LIAISON OPERATOR	0%	0%	0%	
651.782.C	CYLINDER-PRESS MAN	0%	0%	0%	
651.782.1	CYLSR-PRESS MAN	100%	100%	100%	
PROGRAM TOTALS					
		17.902	17.901	17.901	
PROGRAM TOTALS					
		171503	171503	171503	
PROGRAM TOTALS					
		171901	171901	171901	
PROGRAM TOTALS					
		172302	172302	172302	
		172303	172303	172303	
PROGRAM TOTALS					
		172305	172305	172305	
PROGRAM TOTALS					
		15.0	15.0	15.0	

OKLAHOMA STATE DEPARTMENT OF VOCATIONAL AND TECHNICAL EDUCATION

PROGRAM PLANNING ASSISTANCE REPORT

SECONDARY PROGRAMS

PREPARATION DATE 08/07/74

PROGRAM MIX FOR - TRADE AND INDUSTRIAL EDUCATION
 PLANNING AREA - STATE OF OKLAHOMA
 PRIMARY OBJECTIVE - MAXIMIZE ENTRY LEVEL WAGES

PROGRAMS FORCED INTO SOLUTION - 383.0	PROGRAMS	NEW	PROGRAM MIX	TOTAL	PROGRAM EMPHASIS
DESCRIPTION	PROGRAMS	PROGRAMS	PROGRAMS	PROGRAMS	DESCRIPTION
C.C.T.	314	0%	0%	314	
ELECTRONICS ASSEMBLER	294	0%	0%	294	
TELEPHONE INSTALLER	404	0%	0%	404	
ELECTRONICS MECHANIC					171502 ELECTRONICS
PROGRAM TOTALS	25.5	0.0	0.0	25.5	
CEMENT MASON	0%	25%	25%	224	
BRICKLAYER	1004	75%	75%	784	
PROGRAM TOTALS	6.5	48.5	55.0	55.0	
DIESEL MECHANIC	1004	0%	0%	1004	
PROGRAM TOTALS	14.0	0.0	0.0	14.0	
WELDING MACHINE OPERATION	0%	0%	0%	04	
WELDER, S-U	464	0%	0%	404	
WELDER, COMBINATION	544	0%	0%	544	
FLAME CUTTER, MACHINE OPERATOR	0%	0%	0%	04	
FLAME CUTTER, HAND	0%	0%	0%	04	
PROGRAM TOTALS	23.0	0.0	0.0	23.0	
CHEF	684	0%	0%	684	
COOK	324	0%	0%	324	
PROGRAM TOTALS	3.0	0.0	0.0	3.0	

OKLAHOMA STATE DEPARTMENT OF VOCATIONAL AND TECHNICAL EDUCATION
PROGRAM PLANNING ASSISTANCE REPORT

SECONDARY PROGRAMS

PROGRAM MIX FOR - TRADE AND INDUSTRIAL EDUCATION
PLANNING AREA - STATE OF OKLAHOMA
PRIMARY OBJECTIVE - MAXIMIZE ENTRY LEVEL WAGES

PREPARATION DATE 08/07/74

PROGRAMS FORCED INTO SOLUTION - 300.0	PROGRAM MIX	TOTAL	PROGRAM EMPHASIS
PROGRAMS	PERCENT	PROGRAMS	DESCRIPTION
025-281.1	100%	100%	SMALL GASOLINE ENGINE REPAIR
PROGRAM TOTALS			
4.0	0%	4.0	
780-281.0	100%	100%	FURNITURE UPHOLSTERY
PROGRAM TOTALS			
2.0	0%	2.0	
850-280.0	100%	100%	CABINET MAKING
880-280.0	0%	0%	BILL PAN
780-281.0	0%	0%	FURNITURE FINISHES
PROGRAM TOTALS			
9.0	0%	9.0	
DIVISION TOTALS			
52.0	92.0	475.0	

OKLAHOMA STATE DEPARTMENT OF VOCATIONAL AND TECHNICAL EDUCATION

PROGRAM PLANNING ASSISTANCE REPORT

PROGRAM MIX FOR - AGRICULTURE
 PLANNING AREA - STATE OF OKLAHOMA
 PRIMARY OBJECTIVE - MAXIMIZE JOB PLACEMENT

SECONDARY PROGRAMS

PREPARATION DATE 03/07/74

PROGRAMS FORCED INTO SOLUTION - 328.0

D.O.F.	OCCUPATIONAL EMPHASIS	DESCRIPTION	PROGRAM MIX		TOTAL PROGRAMS	PROGRAM EMPHASIS DESCRIPTION
			ON-GOING PROGRAMS	NEW PROGRAMS		
400.000.0	FARM MANAGER	FARM MANAGER	79%	0%	79%	
421.000.0	FARM HAND, GENERAL	FARM HAND, GENERAL	7%	0%	7%	
450.000.0	LIVESTOCK CARETAKER	LIVESTOCK CARETAKER	14%	0%	14%	010100 AGRICULTURAL RANCH OPERATION
	PROGRAM TOTALS		241.0	0.0	241.0	
260.000.0	SALES OCCUPATIONS (GOODS)	SALES OCCUPATIONS (GOODS)	0%	0%	0%	
250.000.0	SALES CLERK	SALES CLERK	100%	0%	100%	
520.000.0	FEED/FERTILIZER MIXER	FEED/FERTILIZER MIXER	0%	0%	0%	010200 AGRICULTURAL SUPPLIES/SERVICE
	PROGRAM TOTALS		24.0	0.0	24.0	010400 AGRICULTURAL PRODUCTS
521.000.0	MILL OPERATOR	MILL OPERATOR	12%	0%	12%	
624.000.0	AGRICULTURAL MECHANIC	AGRICULTURAL MECHANIC	59%	0%	59%	
810.000.0	WELDING MACHINE OPERATOR	WELDING MACHINE OPERATOR	13%	0%	13%	
810.000.0	WELDER, ARC	WELDER, ARC	12%	0%	12%	
812.000.0	WELDER, COMBINATION	WELDER, COMBINATION	0%	0%	0%	
016.000.0	FLAME CUTTER, MACHINE OPERATOR	FLAME CUTTER, MACHINE OPERATOR	3%	0%	3%	
016.000.0	FLAME CUTTER, HAND	FLAME CUTTER, HAND	1%	0%	1%	
	PROGRAM TOTALS		58.0	0.0	58.0	010500 AGRICULTURAL MECHANICS
			100%	0%	100%	179502 FARM MACHINERY REPAIR
407.865.0	GROUNDSKEEPER	GROUNDSKEEPER	5.0	0.0	5.0	010500 ORNAMENTAL HORTICULTURE
			328.0	0.0	328.0	040500 FLORISTRY
	PROGRAM TOTALS		5.0	0.0	5.0	
	AG DIVISION TOTALS		328.0	0.0	328.0	



OKLAHOMA STATE DEPARTMENT OF VOCATIONAL AND TECHNICAL EDUCATION

PROGRAM PLANNING ASSISTANCE REPORT

SECONDARY PROGRAMS

PROGRAM MIX FOR - BUSINESS AND OFFICE

PLANNING AREA - STATE OF OKLAHOMA

PRIMARY OBJECTIVE - MAXIMIZE JOB PLACEMENT

PROGRAMS FORCED INTO SOLUTION - 94.0

D.C.T.	DESCRIPTION	ON-GOING PROGRAMS	PROGRAM MIX	NEW PROGRAMS	TOTAL PROGRAMS	PROGRAM NUMBER	PROGRAM EMPHASIS DESCRIPTION
189.100.0	BANK CASHIER	0%	0%	0%	0%		
209.300.1	STATEMENT CLERK	0%	0%	0%	0%		
211.300.0	CASHIER	0%	0%	0%	0%		
212.300.0	TRAINING TELLER	0%	0%	0%	0%		
215.300.0	BOOKKEEPING MACHINE OPERATOR	0%	0%	0%	0%		
219.400.0	PAYROLL CLERK	0%	0%	0%	0%		
219.400.0	ACCOUNTING CLERK	51%	0%	0%	51%		
249.300.0	CREDIT CLERK	0%	0%	0%	0%		
249.300.1	CLAIMS CLERK (INSURANCE)	27%	0%	0%	27%		
249.300.2	NEW ACCOUNT CLERK	22%	0%	0%	22%		
PROGRAM TOTALS		7.0	0.0	0.0	7.0		140100 ACCOUNTING AND COMPUTING
213.302.0	CASD - TAPE CONVERTER OPERATOR	0%	100%	0%	4%		
213.582.0	KEYPUNCH OPERATOR	85%	0%	0%	82%		
213.782.0	TABULATING MACHINE OPERATOR	15%	0%	0%	14%		
PROGRAM TOTALS		12.0	1.0	0.0	13.0		140200 BUSINESS DATA PROCESSING
209.300.0	CLERK-TYPIST	0%	5%	0%	35%		
219.300.0	ROUTING CLERK	0%	1%	0%	0%		
219.300.2	GENERAL OFFICE CLERK	99%	4%	0%	64%		
219.300.4	TIME KEEPER	1%	0%	0%	0%		
237.300.0	ADMITTING CLERK	0%	2%	0%	1%		
PROGRAM TOTALS		7.0	92.5	0.0	140.5		140300 GENERAL OFFICE CLERICAL OCCUP. 140900 TYPING & RELATED OCCUPATIONS 149900 OTHER BUSINESS OFFICE OCCUP.

OKLAHOMA STATE DEPARTMENT OF VOCATIONAL AND TECHNICAL EDUCATION
PROGRAM PLANNING ASSISTANCE REPORT

PROGRAM MIX FOR - BUSINESS AND OFFICE
PLANNING AREA - STATE OF OKLAHOMA
PRIMARY OBJECTIVE - MAXIMIZE JOB PLACEMENT
SECONDARY PROGRAMS
PREPARATION DATE 08/07/74

PROGRAMS FORCED INTO SOLUTION - 94.0		PROGRAM MIX		PROGRAM EMPHASIS	
DESCRIPTION	GN-GOING PROGRAMS	NEW PROGRAMS	TOTAL PROGRAMS	NUMBER	DESCRIPTION
O.C.T.	83%	0%	83%		
TELEPHONE OPERATOR	17%	0%	17%		
METER READER				140400	INFORMATION COMMUNICATION OCCP
PROGRAM TOTALS					
	2.0	0.0	2.0		
PERSONNEL CLERK	0%	100%	100%	140000	PERSONNEL TRAINING & REL OCCUP
PROGRAM TOTALS					
	0.0	0.5	0.5		
STENOGRAPHER	100%	100%	100%	140700	SECRETARY OR STENOGRAPHER
				140703	MEDICAL SECRETARY
PROGRAM TOTALS					
	20.0	0.5	26.5		
TITLE CLERK	0%	0%	0%	140800	SUPERVISORY & ADMIN. MGMT.
PROGRAM TOTALS					
	0.0	0.0	0.0		
80 DIVISION TOTALS					
	94.0	95.5	189.5		

OKLAHOMA STATE DEPARTMENT OF VOCATIONAL AND TECHNICAL EDUCATION

PROGRAM PLANNING ASSISTANCE REPORT

SECONDARY PROGRAMS

PROGRAM MIX FOR - DISTRIBUTIVE EDUCATION
PLANNING AREA - STATE OF OKLAHOMA
PRIMARY OBJECTIVE - MAXIMIZE JOB PLACEMENT

PREPARATION DATE 08/07/74

PROGRAMS FORCED INTO SOLUTION - 58.0

DESCRIPTION	PROGRAM MIX	ON-GOING PROGRAMS	PROGRAMS	NUMBER	PROGRAM EMPHASIS DESCRIPTION
3000 OCCUPATIONAL EMPHASIS					
3000 Description					
3000 J.C.F.					
185.185.0	0%	0%	0%	040300	APPAREL AND ACCESSORIES
215.587.0	0%	0%	0%	040900	HW. BLDG. MAT.FARM SUPPLIES
280. - .289	0%	0%	0%	040300	AUTOMOTIVE
290.473.0	94%	94%	94%	041000	PETROLEUM
315.887.0	0%	0%	0%	040600	FOOD DISTRIBUTION
				040800	GENERAL MERCHANDISE
				041200	HOME FURNISHING
				041400	INDUSTRIAL MARKETING
				041800	INTERNATIONAL TRADE
				042000	RECREATION AND TOURISM
				043100	RETAIL TRADE
				043100	WHOLESALE TRADE
PROGRAM TOTALS	36.5	36.5	36.5		
310.850.0	0%	0%	0%		
311.873.0	0%	0%	32%	040700	FOOD SERVICES
318.887.0	100%	100%	68%	090203	FOOD MGMT. PROD. AND SERVICE
				172900	OTHER FOOD OCCUPATIONS
				172904	WAITER OR WAITRESS
PROGRAM TOTALS	16.5	184.5	201.0		
242.506.0	100%	100%	100%		
				041100	HOTEL AND LODGING
PROGRAM TOTALS	0.5	3.5	4.0		

OKLAHOMA STATE DEPARTMENT OF VOCATIONAL AND TECHNICAL EDUCATION
PROGRAM PLANNING ASSISTANCE REPORT

SECONDARY PROGRAMS

PROGRAM MIX FOR - DISTRIBUTIVE EDUCATION
PLANNING AREA - STATE OF OKLAHOMA
PRIMARY OBJECTIVE - MAXIMIZE JOB PLACEMENT

PREPARATION DATE 08/07/74

PROGRAMS FORCED INTO SOLUTION - 58.0

PROGRAM DESCRIPTION	NUMBER	PROGRAM EMPHASIS	ON-GOING PROGRAMS	NEW PROGRAMS	PROGRAM MIX	TOTAL PROGRAMS
929.887.0 MATERIAL HANDLER	041900	TRANSPORTATION	100%	0%	100%	100%
	040400	FINANCE AND CREDIT				
	040100	ADVERTISING SERVICES				
	041500	PERSONAL SERVICES				
PROGRAM TOTALS						
			1.0	0.0	0%	1.0
189.100.0 MANAGEMENT TRAINEE	049901	MID MANAGEMENT	100%	0%	100%	100%
PROGRAM TOTALS						
			3.5	0.0	0%	3.5
DE DIVISION TOTALS						
			58.0	186.0		246.0

OKLAHOMA STATE DEPARTMENT OF VOCATIONAL AND TECHNICAL EDUCATION

PROGRAM PLANNING ASSISTANCE REPORT

SECONDARY PROGRAMS

PROGRAM MIX FOR - HOME ECONOMICS
 PLANNING AREA - STATE OF OKLAHOMA
 PRIMARY OBJECTIVE - MAXIMIZE JOB PLACEMENT

PREPARATION DATE 08/07/74

PROGRAMS FORCED INTO SOLUTION - 24.0.

DESCRIPTION	PROGRAMS	NEW PROGRAMS	PROGRAM MIX	TOTAL PROGRAMS	PROGRAM EMPHASIS
701-884.0 CUTTER (HAND OR MACHINE)	42	0%	0%	42	
785-381.0 SEAMSTRESS	183	0%	0%	183	
786. - .787 SEWING MACHINE OPERATOR	782	0%	0%	782	
PROGRAM TOTALS	15.0	0.0	0.0	15.0	
359.878.0 NURSERY SCHOOL ATTENDANT	442	0%	0%	442	
359.878.1 TEACHER AIDE	562	0%	0%	562	
PROGRAM TOTALS	9.0	0.0	0.0	9.0	
THE DIVISION TOTALS	24.0	0.0	0.0	24.0	

090202 CLOTHING MANAGEMENT, PROD &SER
 090204 HOME FURNISHING SERVICES
 090103 CLOTHING AND TEXTILES
 173302 TAILORING



OKLAHOMA STATE DEPARTMENT OF VOCATIONAL AND TECHNICAL EDUCATION
PROGRAM PLANNING ASSISTANCE REPORT

PROGRAM MIX FOR - HEALTH OCCUPATIONS
PLANNING AREA - STATE OF OKLAHOMA
PRIMARY OBJECTIVE - MAXIMIZE JOB PLACEMENT

SECONDARY PROGRAMS

PREPARATION DATE 08/07/74

PROGRAMS FORCED INTO SOLUTION - 24.0

PROGRAM DESCRIPTION	PROGRAM MIX	NEW PROGRAMS	ON-GOING PROGRAMS	TOTAL PROGRAMS	PROGRAM EMPHASIS DESCRIPTION
555-875-0 NURSE AIDE	100%	0	100	100	NURSES ASSISTANT
					NURSING OTHER
					HEALTH SERVICES
PROGRAM TOTALS	24.0	0.0	24.0	24.0	
NO DIVISION TOTALS	24.0	0.0	24.0	24.0	

OKLAHOMA STATE DEPARTMENT OF VOCATIONAL AND TECHNICAL EDUCATION

PROGRAM PLANNING ASSISTANCE REPORT

PROGRAM MIX FOR - TRADE AND INDUSTRIAL EDUCATION
 PLANNING AREA - STATE OF OKLAHOMA
 PRIMARY OBJECTIVE - MAXIMIZE JOB PLACEMENT

SECONDARY PROGRAMS

PREPARATION DATE 08/07/74

PROGRAMS FORCED INTO SOLUTION - 383.0

PROGRAM DESCRIPTION	OK-GOING PROGRAMS	NEW PROGRAMS	TOTAL PROGRAMS	PROGRAM MIX	PROGRAM EMPHASIS
657.281.0 AIR CONDENS REFRIG. MECHANIC	100%	0%	100%		
PROGRAM TOTALS	5.5	0.0	5.5		
662.281.0 PLUMBER	0%	0%	0%		
665.281.0 MAINTENANCE MAN, EQUIPMENT	100%	0%	100%		
PROGRAM TOTALS	1.0	0.0	1.0		
723.554.0 APPLIANCE REPAIRMAN	100%	0%	100%		
PROGRAM TOTALS	3.0	0.0	3.0		
607.381.0 AUTO BODY REPAIRMAN	74%	0%	74%		
645.781.0 AUTO PAINTER	26%	0%	26%		
PROGRAM TOTALS	22.0	0.0	22.0		
620.281.0 AUTO MECHANIC	92%	0%	92%		
620.281.1 AUTO - AIR CONDITIONING	8%	0%	8%		
PROGRAM TOTALS	27.5	0.0	27.5		

OKLAHOMA STATE DEPARTMENT OF VOCATIONAL AND TECHNICAL EDUCATION
PROGRAM PLANNING ASSISTANCE REPORT

PROGRAM AREA FVA - TRADE AND INDUSTRIAL EDUCATION
PLANNING AREA - STATE OF OKLAHOMA
PRIMARY OBJECTIVE - MAINTAIN JOB PLACEMENT

SECONDARY PROGRAMS
PREPARATION DATE 08/07/74

PROGRAMS FORCED INTO SOLUTION - 333-0	PROGRAM MIX	PROGRAM EMPHASIS
U.O.T. DESCRIPTION	GO-GOING PROGRAMS	U.O.T. DESCRIPTION
102-166-0 AUTO PARTS MAINTENANCE	100%	100%
225-267-0 AUTO PARTS CLERK	0%	0%
PROGRAM TOTALS = 2.0		
021-281-0 AIRCRAFT AND ENGINE MECHANIC	82%	82%
021-281-1 JET ENGINE MECHANIC	17%	17%
001-781-0 AIRCRAFT ACCESSORIES MECHANIC	0%	0%
505-781-0 AIRCRAFT STRUCTURE ASSEMBLER	0%	0%
507-884-0 AIRCRAFT SUB-ASSEMBLY ASSEMBLER	0%	0%
PROGRAM TOTALS = 13.5		
001-281-0 DRAFTSMAN ARCHITECTURAL	0%	0%
003-281-0 DRAFTSMAN ELECTRICAL	0%	0%
005-281-1 DRAFTSMAN ELECTRONIC	0%	0%
005-281-0 DRAFTSMAN CIVIL	0%	0%
007-281-0 DRAFTSMAN MECHANICAL	0%	0%
010-281-0 DRAFTSMAN GEODESICAL	0%	0%
017-281-0 DRAFTSMAN MAP	0%	0%
PROGRAM TOTALS = 23.0		
TOTAL PROGRAMS = 28.0		
PROGRAM NUMBERS: 170401, 172304, 160101, 171000, 160103, 160198		
PROGRAM EMPHASIS: AIRCRAFT MAINTENANCE, METAL TRADES COMBINED, AERONAUTICAL TECHNOLOGY, DRAFTING, ARCHITECTURAL TECHNOLOGY, DRAFTING AND DESIGN		

OKLAHOMA STATE DEPARTMENT OF VOCATIONAL AND TECHNICAL EDUCATION

PROGRAM PLANNING ASSISTANCE REPORT

PROGRAM MIX FOR - TRADE AND INDUSTRIAL EDUCATION
 PLANNING AREA - STATE OF OKLAHOMA
 PRIMARY OBJECTIVE - MAXIMIZE JOB PLACEMENT

SECONDARY PROGRAMS

PREPARATION DATE 08/07/74

PROGRAMS FORCED INTO SOLUTION - 383.0

PROGRAM DESCRIPTION	ON-GOING PROGRAMS	NEW PROGRAMS	TOTAL PROGRAMS	PROGRAM NUMBER	PROGRAM EMPHASIS DESCRIPTION
***** PROGRAM MIX *****					
C.O.T.	69%	0%	69%		
720.261.0 RADIO AND TV REPAIRMAN	31%	0%	31%	171503	RADIO/TV
823.231.0 RADIO MECHANIC					
***** PROGRAM TOTALS *****					
	5.0	0.0	5.0		
***** PROGRAM TOTALS *****					
550.582.0 LITHO TYPE OPERATOR	0%	0%	0%		
651.782.0 CYLINDER-PRESS MAN	0%	0%	0%		
651.782.1 OFFSET-PRESS MAN	100%	0%	100%	171902	PRINTING
***** PROGRAM TOTALS *****					
	16.5	0.0	16.5	171901	COMPOSITION, MAKEUP & TYPESET
***** PROGRAM TOTALS *****					
500.280.0 MACHINIST, ALL ROUND	100%	0%	100%		
600.381.0 LAYOUT MAN (MACHINE SHOP)	0%	0%	0%		
603.280.0 PRECISION GRINDER	0%	0%	0%		
609.655.0 PRODUCTION MACHINE TOOL OPER	0%	0%	0%		
705.654.0 BENCH GRINDER	0%	0%	0%		
***** PROGRAM TOTALS *****					
	18.0	0.0	18.0	172302	MACHINE SHOP
***** PROGRAM TOTALS *****					
	18.0	0.0	18.0	172303	MACHINE TOOL OPERATION
***** PROGRAM TOTALS *****					
915.732.0 SHEAR PRESS OPERATOR	0%	0%	0%		
917.300.0 DRILL OPERATOR	0%	0%	0%		
919.380.0 METAL FABRICATOR	0%	0%	0%		
904.281.0 SHEET METAL WORKER	100%	0%	100%	172305	SHEET METAL
***** PROGRAM TOTALS *****					
	3.5	0.0	3.5		

OKLAHOMA STATE DEPARTMENT OF VOCATIONAL AND TECHNICAL EDUCATION
 PROGRAM PLANNING ASSISTANCE REPORT

PROGRAM MIX FOR - TRADE AND INDUSTRIAL EDUCATION
 PLANNING AREA - STATE OF OKLAHOMA
 PRIMARY OBJECTIVE - MAXIMIZE JOB PLACEMENT

SECONDARY PROGRAMS

PREPARATION DATE 08/07/74

PROGRAMS FORCED INTO SOLUTION - 383.0

PROGRAM DESCRIPTION	OK-COING PROGRAMS	PROGRAM MIX	NEW PROGRAMS	TOTAL PROGRAMS	PROGRAM EMPHASIS
1003 ILLUSTRATOR-COMMERCIAL ARTIST	100%	0%	0%	100%	
171-001.1 LAYOUT MAN (PRINT. & PUBLICAT)	0%	0%	0%	0%	170700 COMMERCIAL ART
PROGRAM TOTALS					
143-002.0 PHOTOGRAPHER OR CAMERAMAN	5.0	0.0	0.0	5.0	
PROGRAM TOTALS					
74-604.0 SPRAY PAINTER	34%	0%	0%	34%	
64-1791.0 PAINTER AND PAPERHANGER	0%	0%	0%	0%	
360-591.0 CARPENTER	66%	0%	0%	66%	170900 COMMERCIAL PHOTOGRAPHY
295-381.0 MAINTENANCE MAN, BUILDING	0%	0%	0%	0%	
PROGRAM TOTALS					
721-231.0 ELECTRIC MOTOR REPAIRMAN	64.0	0.0	0.0	64.0	
821-281.0 LINEMAN	20%	0%	0%	20%	
824-221.0 ELECTRICIAN	42%	0%	0%	42%	
829-381.0 CABLE SPlicer	38%	9%	0%	47%	171002 ELECTRICITY
PROGRAM TOTALS					
	8.0	21.0	0.0	29.0	171402 ELECTRICAL LINEMAN



OKLAHOMA STATE DEPARTMENT OF VOCATIONAL AND TECHNICAL EDUCATION
 PROGRAM PLANNING ASSISTANCE REPORT

PROGRAM MIX FOR - TRADE AND INDUSTRIAL EDUCATION
 PLANNING AREA - STATE OF OKLAHOMA
 PRIMARY OBJECTIVE - MAXIMIZE JOB PLACEMENT

SECONDARY PROGRAMS

PREPARATION DATE 08/07/74

PROGRAMS FORCED INTO SOLUTION - 362.0

PROGRAM DESCRIPTION	CN-GOING PROGRAMS	NEW PROGRAMS	TOTAL PROGRAMS	PROGRAM MIX	PROGRAM NUMBER	PROGRAM EMPHASIS DESCRIPTION
720.761.0 ELECTRONICS ASSEMBLER	71%	0%	71%			
822.231.0 TELEPHONE INSTALLER	29%	0%	29%			
829.261.0 ELECTRONICS MECHANIC	0%	0%	0%		171502	ELECTRONICS
PROGRAM TOTALS	25.5	0.0	25.5			
877.664.0 CEMENT MASON	0%	0%	0%			
861.381.0 BRICKLAYER	100%	0%	100%		171004	MASONRY
PROGRAM TOTALS	6.5	0.0	6.5			
625.281.0 DIESEL MECHANIC	100%	0%	100%		171200	DIESEL MECHANICS
PROGRAM TOTALS	14.0	0.0	14.0			
310.782.0 WELDING MACHINE OPERATOR	0%	0%	0%			
810.584.0 WELDER, ARC	26%	0%	26%			
212.634.0 WELDER, COMBINATION	74%	0%	74%			
315.732.0 FLAME CUTTER MACHINE OPERATOR	0%	0%	0%			
215.864.0 FLAME CUTTER, HAND	0%	0%	0%		172306	WELDING AND CUTTING
PROGRAM TOTALS	33.0	0.0	33.0			
315.131.0 CHEF	66%	0%	66%			
212.381.0 COOK	32%	0%	32%		172902	COOK/CHEF
PROGRAM TOTALS	3.0	0.0	3.0			



OKLAHOMA STATE DEPARTMENT OF VOCATIONAL AND TECHNICAL EDUCATION
 PROGRAM PLANNING ASSISTANCE REPORT

SECONDARY PROGRAMS

PROGRAM MIX FOR - TRADE AND INDUSTRIAL EDUCATION
 PLANNING AREA - STATE OF OKLAHOMA
 PRIMARY OBJECTIVE - MAXIMIZE JOB PLACEMENT

PREPARATION DATE 08/07/74

PROGRAMS FORCED INTO SOLUTION - 383.0	PROGRAM MIX	NEW PROGRAMS	TOTAL PROGRAMS	PROGRAM EMPHASIS
DESCRIPTION	OK-GOING PROGRAMS	PROGRAMS	PROGRAMS	DESCRIPTION
D.O.T.	100%	0%	100%	
625.281.1 SMALL ENGINE REPAIRMAN	4.0	0.0	4.0	173100 SMALL GASOLINE ENGINE REPAIR
PROGRAM TOTALS	4.0	0.0	4.0	
750.561.0 FURNITURE UPHOLSTERER	100%	0%	100%	
PROGRAM TOTALS	2.0	0.0	2.0	173500 UPHOLSTERY
PROGRAM TOTALS	9.0	0.0	9.0	
650.250.0 CABINET MAKER	34%	.0%	34%	
669.290.0 MILL MAN	66%	0%	66%	
762.251.0 FURNITURE FINISHER	0%	0%	0%	173001 CABINET MAKING
PROGRAM TOTALS	9.0	0.0	9.0	
TI DIVISION TOTALS	363.0	23.0	406.0	



THE DEPARTMENT OF VOCATIONAL AND TECHNICAL EDUCATION
PROGRAM PLANNING ASSISTANCE REPORT

SECONDARY PROGRAMS

PROGRAM MIX FOR -- TRADE AND INDUSTRIAL EDUCATION
PLANNING AREA - STATE OF OKLAHOMA
PRIMARY OBJECTIVE - MAXIMIZE NUMBER OF PROGRAMS

PREPARATION DATE 08/07/74

PROGRAMS FORCED INTO SOLUTION - 383.0	ON-GOING PROGRAMS	NEW PROGRAMS	TOTAL PROGRAMS	PROGRAM MIX	PROGRAM EMPHASIS	DESCRIPTION
525.281.1 SMALL ENGINE REPAIRMAN	100%	0%	100%		173100	SMALL GASOLINE ENGINE REPAIR
PROGRAM TOTALS						
	4.0	0.0	4.0			
760.381.0 FURNITURE UPHOLSTERER	100%	0%	100%		173500	UPHOLSTERY
PROGRAM TOTALS						
	2.0	0.0	2.0			
560.280.0 CABINET MAKER	0%	76%	44%			
569.380.0 MILL MAN	51%	24%	27%			
753.381.0 FURNITURE FINISHER	69%	0%	29%		173501	CABINET MAKING
PROGRAM TOTALS						
	9.0	12.0	21.0			
DIVISION TOTALS						
	383.0	157.0	540.0			

OKLAHOMA STATE DEPARTMENT OF VOCATIONAL AND TECHNICAL EDUCATION

PROGRAM PLANNING ASSISTANCE REPORT

SECONDARY PROGRAMS

PROGRAM MIX FOR - TRADE AND INDUSTRIAL EDUCATION
 PLANNING AREA - STATE OF OKLAHOMA
 PREPARATION DATE 08/07/74
 PRIMARY OBJECTIVE - MAXIMIZE NUMBER OF PROGRAMS

PROGRAMS FORCED INTO SOLUTION - 383.0

PROGRAM DESCRIPTION	ON-GOING PROGRAMS	PROGRAMS NEW	TOTAL PROGRAMS	NUMBER	PROGRAM EMPHASIS DESCRIPTION
PROGRAM MIX					
O.O.T.	71%	0%	71%		
720.781.0 ELECTRONICS ASSEMBLER	29%	0%	29%		
822.381.0 TELEPHONE INSTALLER	0%	0%	0%		
822.281.0 ELECTRONICS MECHANIC				171502	ELECTRONICS
PROGRAM TOTALS					
	25.5	0.0	25.5		
344.684.0 CEMENT MASON	0%	0%	0%		
661.591.0 BRICKLAYER	100%	100%	100%	171004	MASONRY
PROGRAM TOTALS					
	6.5	2.5	9.0		
625.261.0 DIESEL MECHANIC	100%	0%	100%	171200	DIESEL MECHANICS
PROGRAM TOTALS					
	14.0	0.0	14.0		
510.782.0 WELDING MACHINE OPERATOR	0%	0%	0%		
810.854.0 WELDER, ARC	26%	0%	26%		
812.234.0 WELDER, COMBINATION	74%	0%	74%		
815.762.0 FLAME CUTTER MACHINE OPERATOR	0%	0%	0%		
815.234.0 FLAME CUTTER, HAND	0%	0%	0%	172306	WELDING AND CUTTING
PROGRAM TOTALS					
	33.0	0.0	33.0		
313.131.0 CHEF	68%	0%	68%		
313.581.0 COOK	32%	0%	32%	172902	COOK/CHEF
PROGRAM TOTALS					
	3.0	0.0	3.0		

OKLAHOMA STATE DEPARTMENT OF VOCATIONAL AND TECHNICAL EDUCATION

PROGRAM PLANNING ASSISTANCE REPORT

SECONDARY PROGRAMS

PROGRAM MIX FOR - TRADE AND INDUSTRIAL EDUCATION PREPARATION DATE 08/07/74
 PLANNING AREA - STATE OF OKLAHOMA
 PRIMARY OBJECTIVE - MAXIMIZE NUMBER OF PROGRAMS

PROGRAMS FORCED INTO SOLUTION - 383.0	ON-GOING PROGRAMS	PROGRAM MIX	NEW PROGRAMS	TOTAL PROGRAMS	PROGRAM EMPHASIS
141.081.0 ILLUSTRATOR-COMMERCIAL ARTIST	100%	0%	0%	100%	
141.081.1 LAYOUT MAN (PRINT. & PUBLICAT)	0%	0%	0%	0%	
PROGRAM TOTALS	5.0	0.0	0.0	5.0	
143.052.0 PHOTOGRAPHER OR CAMERAMAN	100%	0%	0%	100%	
PROGRAM TOTALS	3.0	0.0	0.0	3.0	
741.884.0 SPRAY PAINTER	0%	15%	15%	10%	
841.781.0 PAINTER AND PAPERHANGER	0%	17%	17%	12%	
850.381.0 CARPENTER	31%	68%	68%	57%	
899.381.0 MAINTENANCE MAN, BUILDING	69%	0%	0%	21%	
PROGRAM TOTALS	56.0	142.5	142.5	206.5	
721.281.0 ELECTRIC MOTOR REPAIRMAN	20%	0%	0%	20%	
821.381.0 LINEMAN	42%	0%	0%	42%	
824.281.0 ELECTRICIAN	14%	0%	0%	14%	
825.381.0 CABLE SPLICER	24%	0%	0%	24%	
PROGRAM TOTALS	8.0	0.0	0.0	8.0	

OKLAHOMA STATE DEPARTMENT OF VOCATIONAL AND TECHNICAL EDUCATION

PROGRAM PLANNING ASSISTANCE REPORT

SECONDARY PROGRAMS

PREPARATION DATE 08/07/74

PROGRAM MIX FOR - TRADE AND INDUSTRIAL EDUCATION
 PLANNING AREA - STATE OF OKLAHOMA
 PRIMARY OBJECTIVE - MAXIMIZE NUMBER OF PROGRAMS

PROGRAMS FORCED INTO SOLUTION - 383.0

PROGRAM NUMBER	DESCRIPTION	ON-GOING PROGRAMS	NEW PROGRAMS	TOTAL PROGRAMS	PROGRAM MIX	PROGRAM EMPHASIS
600.260.0	MACHINIST, ALL AROUND	0%	0%	0%		
600.261.0	LAYOUT MAN (MACHINE SHOP)	0%	0%	0%		
603.260.0	PRECISION GRINDER	0%	0%	0%		
609.265.0	PRODUCTION MACHINE TOOL OPER	0%	0%	0%		
705.237.0	BENCH GRINDER	0%	0%	0%		
PROGRAM TOTALS = 16.0 0.0 16.0						
615.732.0	SNAP PRESS OPERATOR	0%	0%	0%		
617.550.0	BREAK OPERATOR	0%	0%	0%		
619.260.0	METAL FABRICATOR	0%	0%	0%		
804.281.0	SHEET METAL WORKER	100%	0%	100%		SHEET METAL
PROGRAM TOTALS = 3.5 0.0 3.5						
650.262.0	LINOTYPE OPERATOR	0%	0%	0%		
651.732.0	CYLINDER-PRESS MAN	0%	0%	0%		
651.732.1	OFFSET-PRESS MAN	100%	0%	100%		PRINTING
PROGRAM TOTALS = 16.5 0.0 16.5						
171502	PRINTING					
171901	COMPOSITION, MAKEUP & TYPESET					
PROGRAM TOTALS = 16.5 0.0 16.5						
172302	MACHINE SHOP					
172303	MACHINE TOOL OPERATION					
PROGRAM TOTALS = 16.0 0.0 16.0						
172305	SHEET METAL					



OKLAHOMA STATE DEPARTMENT OF VOCATIONAL AND TECHNICAL EDUCATION
PROGRAM PLANNING ASSISTANCE REPORT
SECONDARY PROGRAMS

PROGRAM MIX FOR - TRADE AND INDUSTRIAL EDUCATION PREPARATION DATE 08/07/74
PLANNING AREA - STATE OF OKLAHOMA
PRIMARY OBJECTIVE - MAXIMIZE NUMBER OF PROGRAMS

PROGRAMS FORCED INTO SOLUTION - 383.0	ON-GOING PROGRAMS	NEW PROGRAMS	PROGRAM MIX	TOTAL PROGRAMS	PROGRAM EMPHASIS DESCRIPTION
0.0.T.	100%	0%		100%	
185.193.0	0%	0%		0%	
225.387.0	0%	0%		0%	
PROGRAM TOTALS * 2.0 0.0 2.0					
621.231.0	62%	0%		62%	AIRCRAFT AND ENGINE MECHANIC
621.231.1	17%	0%		17%	JET ENGINE MECHANIC
621.781.0	1%	0%		1%	AIRCRAFT ACCESSORIES MECHANIC
800.731.0	0%	0%		0%	AIRCRAFT-STRUCTURE ASSEMBLER
807.554.0	0%	0%		0%	AIRCRAFT SUB-ASSEMBLY ASSEMBLER
PROGRAM TOTALS * 15.5 0.0 13.5					
001.281.0	100%	0%		100%	DRAFTSMAN ARCHITECTURAL
003.281.0	0%	0%		0%	DRAFTSMAN ELECTRICAL
005.281.1	0%	0%		0%	DRAFTSMAN ELECTRONIC
005.281.0	0%	0%		0%	DRAFTSMAN CIVIL
007.281.0	0%	0%		0%	DRAFTSMAN MECHANICAL
010.281.0	0%	0%		0%	DRAFTSMAN GEOLOGICAL
017.281.0	0%	0%		0%	DRAFTSMAN MAP
PROGRAM TOTALS * 28.0 0.0 28.0					
170399					AUTOMOTIVE SERVICES
170401					AIRCRAFT MAINTENANCE
172304					METAL TRADES COMBINED
160101					AERONAUTICAL TECHNOLOGY
171300					DRAFTING
160103					ARCHITECTURAL TECHNOLOGY
160198					DRAFTING AND DESIGN

OKLAHOMA STATE DEPARTMENT OF VOCATIONAL AND TECHNICAL EDUCATION
 PROGRAM PLANNING ASSISTANCE REPORT

SECONDARY PROGRAMS

PREPARATION DATE 08/07/74

PROGRAM MIX FOR - TRADE AND INDUSTRIAL EDUCATION
 PLANNING AREA - STATE OF OKLAHOMA
 PRIMARY OBJECTIVE - MAXIMIZE NUMBER OF PROGRAMS

PROGRAMS FORCED INTO SOLUTION - 382.0	PROGRAM MIX	TOTAL PROGRAMS	PROGRAM EMPHASIS
DESCRIPTION	NEW PROGRAMS	PROGRAMS	DESCRIPTION
637.261.0 AIR COND. & REFRIG. MECHANIC	0%	100%	170100 AIR CONDITIONING & HEATING
PROGRAM TOTALS	0.0	5.5	
862.231.0 PLUMBER	0%	0%	170102 PLUMBING
399.261.0 MAINTENANCE MAN, EQUIPMENT	0%	100%	170107 PLUMBING AND PIPEFITTING
PROGRAM TOTALS	0.0	1.5	
725.624.0 APPLIANCE REPAIRMAN	0%	100%	170200 APPLIANCE REPAIR
PROGRAM TOTALS	0.0	3.0	
807.581.0 AUTO BODY REPAIRMAN	0%	74%	170301 BODY AND FENDER
845.721.0 AUTO PAINTER	0%	26%	
PROGRAM TOTALS	0.0	22.0	
620.261.0 AUTO MECHANIC	0%	92%	170302 AUTO MECHANICS
620.261.1 AUTO - AIR CONDITIONING	0%	8%	
PROGRAM TOTALS	0.0	87.5	



OKLAHOMA STATE DEPARTMENT OF VOCATIONAL AND TECHNICAL EDUCATION
 PROGRAM PLANNING ASSISTANCE REPORT
 SECONDARY PROGRAMS

PREPARATION DATE 08/07/74

PROGRAM MIX FOR - HEALTH OCCUPATIONS
 PLANNING AREA - STATE OF OKLAHOMA
 PRIMARY OBJECTIVE - MAXIMIZE NUMBER OF PROGRAMS

PROGRAMS FORCED INTO SOLUTION - 24.0

PROGRAM DESCRIPTION	PROGRAM NUMBER	PROGRAM EMPHASIS DESCRIPTION	ON-GOING PROGRAMS	NEW PROGRAMS	TOTAL PROGRAMS
555.678-C NURSE AIDE	070503	NURSES ASSISTANT	100%	100%	100%
	070399	NURSING OTHER			
	079900	HEALTH SERVICES			
PROGRAM TOTALS			24.0	27.5	51.5
HC DIVISION TOTALS			24.0	27.5	51.5

OKLAHOMA STATE DEPARTMENT OF VOCATIONAL AND TECHNICAL EDUCATION
 PROGRAM PLANNING ASSISTANCE REPORT

SECONDARY PROGRAMS

PREPARATION DATE 08/07/74

PROGRAM MIX FOR - HOME ECONOMICS
 PLANNING AREA - STATE OF OKLAHOMA
 PRIMARY OBJECTIVE - MAXIMIZE NUMBER OF PROGRAMS

PROGRAMS FORCED INTO SOLUTION - 24.0	ON-GOING PROGRAMS	NEW PROGRAMS	TOTAL PROGRAMS	PROGRAM MIX	PROGRAM EMPHASIS
DESCRIPTION	PROGRAMS	PROGRAMS	PROGRAMS	PROGRAMS	DESCRIPTION
O.O.T.					
781.884.0 CUTTER (HAND OR MACHINE)	4%	0%	4%		
765.581.0 SEAMSTRESS	18%	0%	18%		
786. - .767 SEWING MACHINE OPERATOR	78%	0%	78%		
					090202 CLOTHING MANAGEMENT, PROD & SER
					090204 HOME FURNISHING SERVICES
					090103 CLOTHING AND TEXTILES
					173302 TAILORING
PROGRAM TOTALS	15.0	0.0	15.0		
359.878.0 NURSEERY SCHOOL ATTENDANT	44%	0%	44%		
359.878-1 TEACHER AIDE	56%	0%	56%		
PROGRAM TOTALS	9.0	0.0	9.0		090201 CARE AND GUIDANCE OF CHILDREN
HE DIVISION TOTALS	24.0	0.0	24.0		



OKLAHOMA STATE DEPARTMENT OF VOCATIONAL AND TECHNICAL EDUCATION
 PROGRAM PLANNING ASSISTANCE REPORT
 SECONDARY PROGRAMS

PROGRAM MIX FOR - DISTRIBUTIVE EDUCATION
 PLANNING AREA - STATE OF OKLAHOMA
 PREPARATION DATE 08/07/74
 PRIMARY OBJECTIVE - MAXIMIZE NUMBER OF PROGRAMS

PROGRAMS FORCED INTO SOLUTION - 58.0		PROGRAM MIX		PROGRAM EMPHASIS	
DESCRIPTION	ON-GOING PROGRAMS	NEW PROGRAMS	TOTAL PROGRAMS	NUMBER	DESCRIPTION
D.O.T.	100%	0%	100%	041900	TRANSPORTATION
929.887.0 MATERIAL HANDLER				040400	FINANCE AND CREDIT
				040100	ADVERTISING SERVICES
				041500	PERSONAL SERVICES
PROGRAM TOTALS * 1.0 0.0 1.0					
189.136.0 MANAGEMENT TRAINSE * 100% 0% 100%					
PROGRAM TOTALS * 3.5 0.0 3.5					
DE DIVISION TOTALS 58.0 159.0 217.0					



OKLAHOMA STATE DEPARTMENT OF VOCATIONAL AND TECHNICAL EDUCATION

PROGRAM PLANNING ASSISTANCE REPORT

SECONDARY PROGRAMS

PREPARATION DATE 06/07/74

PROGRAM MIX FOR - DISTRIBUTIVE EDUCATION
 PLANNING AREA - STATE OF OKLAHOMA
 PRIMARY OBJECTIVE - MAXIMIZE NUMBER OF PROGRAMS

PROGRAMS FORCED INTO SOLUTION - 58.0

PROGRAM DESCRIPTION	OK-SOING PROGRAMS	NEW PROGRAMS	TOTAL PROGRAMS	PROGRAM MIX	PROGRAM EMPHASIS DESCRIPTION
0.0.T. OCCUPATIONAL EMPHASIS					
185.156.0 AUTO PARTS MANAGER	0%	0%	0%		
225.367.0 AUTO PARTS CLERK	0%	0%	0%		
260. - .260 SALES OCCUPATIONS (GOODS)	100%	100%	100%		
290.478.0 SALES CLERK	0%	0%	0%		
915.667.0 SERVICE STATION ATTENDANT	0%	0%	0%		

040220 APPAREL AND ACCESSORIES					
040900 HDW. BLDG. MAT.FARM SUPPLIES					
040300 AUTOMOTIVE					
041600 PETROLEUM					
040500 FOOD DISTRIBUTION					
040800 GENERAL MERCHANDISE					
041000 HOME FURNISHING					
041200 INDUSTRIAL MARKETING					
041400 INTERNATIONAL TRADE					
041800 RECREATION AND TOURISM					
042000 RETAIL TRADE					
043100 WHOLESALE TRADE					

PROGRAM TOTALS	36.5	35.5	72.0		
310.500.0 HOSTESS	0%	0%	0%		
311.672.0 WAITRESS OR WAITER	0%	0%	0%		
312.237.0 DRESSMAKER	100%	100%	100%		

PROGRAM TOTALS	16.5	123.5	140.0		
242.268.0 HOTEL CLERK	100%	0%	100%		
041100 HOTEL AND LODGING					

PROGRAM TOTALS	0.5	0.0	0.5		



OKLAHOMA STATE DEPARTMENT OF VOCATIONAL AND TECHNICAL EDUCATION

PROGRAM PLANNING ASSISTANCE REPORT

SECONDARY PROGRAMS

PROGRAM MIX FOR - BUSINESS AND OFFICE PREPARATION DATE 08/07/74

PLANNING AREA - STATE OF OKLAHOMA

PRIMARY OBJECTIVE - MAXIMIZE NUMBER OF PROGRAMS

PROGRAMS FORCED INTO SOLUTION - 94.0

PROGRAM DESCRIPTION	ON-GOING PROGRAMS	PROGRAM MIX NEW PROGRAMS	TOTAL PROGRAMS	PROGRAM NUMBER	PROGRAM EMPHASIS DESCRIPTION
235.662.0 TELEPHONE OPERATOR	83%	0%	83%		
239.533.0 METER READER	17%	0%	17%		
PROGRAM TOTALS	2.0	0.0	2.0	140400	INFORMATION COMMUNICATION OCCP
205.503.0 PERSONNEL CLERK	0%	0%	0%		
PROGRAM TOTALS	0.0	0.0	0.0	140500	PERSONNEL TRAINING & REL OCCUP
202.528.0 STENOGRAPHER	100%	0%	100%		
PROGRAM TOTALS	26.0	0.0	26.0	140700	SECRETARY OR STENOGRAPHER MEDICAL SECRETARY
152.265.0 TITLE CLERK	0%	0%	0%		
PROGRAM TOTALS	0.0	0.0	0.0	140800	SUPERVISORY & ADMIN. MGMT.
89 DIVISION TOTALS	94.0	0.0	94.0		

OKLAHOMA STATE DEPARTMENT OF VOCATIONAL AND TECHNICAL EDUCATION
PROGRAM PLANNING ASSISTANCE REPORT

SECONDARY PROGRAMS

PREPARATION DATE 08/07/74

PROGRAM MIX FOR - BUSINESS AND OFFICE
PLANNING AREA - STATE OF OKLAHOMA
PRIMARY OBJECTIVE - MAXIMIZE NUMBER OF PROGRAMS

PROGRAMS FORCED INTO SOLUTION - 94.0.

D.O.T.	OCCUPATIONAL EMPHASIS DESCRIPTION	PROGRAM MIX		TOTAL PROGRAMS	PROGRAM EMPHASIS DESCRIPTION
		UN-GOING PROGRAMS	NEW PROGRAMS		
106.156.0	BANK CASHIER	0%	0%	0%	
209.358.1	STATEMENT CLERK	0%	0%	0%	
211.303.0	CASHIER	0%	0%	0%	
212.355.0	BANKING TELLER	0%	0%	0%	
215.368.0	BOOKKEEPING MACHINE OPERATOR	0%	0%	0%	
215.428.0	PAYROLL CLERK	0%	0%	0%	
217.350.0	TRANSIT CLERK	51%	0%	51%	
219.463.0	ACCOUNTING CLERK	0%	0%	0%	
249.353.0	CREDIT CLERK	27%	0%	27%	
249.353.1	CLAIMS CLERK (INSURANCE)	22%	0%	22%	
249.353.2	NEW ACCOUNT CLERK				
PROGRAM TOTALS					
		7.0	0.0	7.0	ACCOUNTING AND COMPUTING
213.352.0	CARD - TAPE CONVERTER OPERATOR	4%	0%	4%	
213.582.0	KEYPUNCH OPERATOR	81%	0%	81%	
213.782.0	TABULATING MACHINE OPERATOR	15%	0%	15%	
PROGRAM TOTALS					
		12.0	0.0	12.0	BUSINESS DATA PROCESSING
209.358.0	CLERK-TYPIST	0%	0%	0%	
219.336.0	SURVIVING CLERK	2%	0%	2%	
219.368.3	GENERAL OFFICE CLERK	98%	0%	98%	
219.388.4	TIME KEEPER	0%	0%	0%	
237.368.0	ADMITTING CLERK	0%	0%	0%	
PROGRAM TOTALS					
		47.0	0.0	47.0	GENERAL OFFICE CLERICAL OCCUP. TYPING & RELATED OCCUPATIONS OTHER BUSINESS OFFICE OCCUP.

OKLAHOMA STATE DEPARTMENT OF VOCATIONAL AND TECHNICAL EDUCATION
PROGRAM PLANNING ASSISTANCE REPORT

SECONDARY PROGRAMS

PROGRAM MIX FOR - AGRICULTURE
PLANNING AREA - STATE OF OKLAHOMA,
PRIMARY OBJECTIVE - MAXIMIZE NUMBER OF PROGRAMS

PREPARATION DATE 08/07/74

PROGRAMS FORCED INTO SOLUTION - 328.0

PROGRAM MIX	UN-GOING PROGRAMS	PROGRAM MIX	TOTAL PROGRAMS	PROGRAM EMPHASIS
400-000-0 FARM MANAGER	79%	0%	79%	
421-050-0 FARM HAND/GENERAL	7%	0%	7%	
456-867-0 LIVESTOCK CARETAKER	14%	0%	14%	
PROGRAM TOTALS	241.0	0.0	241.0	010100 : AGRICULTURAL PRODUCTION 160201 RANCH OPERATION
250- - 239 SALES OCCUPATIONS (GOODS)	0%	0%	0%	
290-478-0 SALES CLERK	100%	0%	100%	
520-335-0 FEED/FERTILIZER MIXER	0%	0%	0%	010200 AGRICULTURAL SUPPLIES/SERVICE 010400 AGRICULTURAL PRODUCTS
PROGRAM TOTALS	24.0	0.0	24.0	
521-782-0 MILL OPERATOR	12%	0%	12%	
624-201-0 AGRICULTURAL MECHANIC	59%	0%	59%	
510-732-0 WELDING MACHINE OPERATOR	13%	0%	13%	
510-564-0 WELDER, ARC	12%	0%	12%	
612-384-0 WELDER, COMBINATION	0%	0%	0%	
816-782-0 FLARE CUTTER MACHINE OPERATOR	3%	0%	3%	010300 AGRICULTURAL MECHANICS 179902 FARM MACHINERY REPAIR
516-834-0 FLARE CUTTER HAND	1%	0%	1%	
PROGRAM TOTALS	58.0	0.0	58.0	
407-884-0 GROUNDSKEEPER	100%	0%	100%	010500 ORNAMENTAL HORTICULTURE 040500 FLORISTRY
PROGRAM TOTALS	5.0	0.0	5.0	
AG DIVISION TOTALS	328.0	0.0	328.0	

OKLAHOMA STATE DEPARTMENT OF VOCATIONAL AND TECHNICAL EDUCATION
 PROGRAM PLANNING ASSISTANCE REPORT

SECONDARY PROGRAMS

PROGRAM MIX FOR - AGRICULTURE
 PLANNING AREA - STATE OF OKLAHOMA
 PRIMARY OBJECTIVE - MINIMIZE COST OF PROGRAMS

PREPARATION DATE 08/07/74

PROGRAMS FORCED INTO SOLUTION - 228.0	ON-GOING PROGRAMS	PROGRAM MIX NEW PROGRAMS	TOTAL PROGRAMS	PROGRAM EMPHASIS DESCRIPTION
D.O.T.				
400.000.0 FARM MANAGER	91%	0%	91%	
421.883.0 FARM HAND/GENERAL	0%	0%	0%	
466.887.0 LIVESTOCK CARETAKER	9%	0%	9%	
PROGRAM TOTALS	241.0	0.0	241.0	010100 AGRICULTURAL PRODUCTION 160201 RANCH OPERATION
250. - 289 SALES OCCUPATIONS (GOODS)	0%	0%	0%	
290.476.0 SALES CLERK	100%	0%	100%	
520.885.0 FEED/FERTILIZER MIXER	0%	0%	0%	010205 AGRICULTURAL SUPPLIES/SERVICE 010400 AGRICULTURAL PRODUCTS
PROGRAM TOTALS	24.0	0.0	24.0	
521.782.0 MILL OPERATOR	12%	0%	12%	
524.281.0 AGRICULTURAL MECHANIC	58%	0%	58%	
510.782.0 WELDING MACHINE OPERATOR	0%	0%	0%	
510.804.0 WELDER, ARC	27%	0%	27%	
512.884.0 WELDER, COMBINATION	0%	0%	0%	
515.732.0 FLAME CUTTER MACHINE OPERATOR	3%	0%	3%	
516.884.0 FLAME CUTTER HAND	0%	0%	0%	010300 AGRICULTURAL MECHANICS 179902 FARM MACHINERY REPAIR
PROGRAM TOTALS	58.0	0.0	58.0	
407.684.0 GROUNDSKEEPER	100%	0%	100%	010500 ORNAMENTAL HORTICULTURE 040500 FLORISTRY
PROGRAM TOTALS	5.0	0.0	5.0	
AG DIVISION TOTALS	328.0	0.0	328.0	



OKLAHOMA STATE DEPARTMENT OF VOCATIONAL AND TECHNICAL EDUCATION

PROGRAM PLANNING ASSISTANCE REPORT

PROGRAM MIX FOR - BUSINESS AND OFFICE

PLANNING AREA - STATE OF OKLAHOMA

PRIMARY OBJECTIVE - MINIMIZE COST OF PROGRAMS

SECONDARY PROGRAMS

PREPARATION DATE 08/07/74

PROGRAMS FORCED INTO SOLUTION - 94.0

PROGRAM MIX	ON-GOING PROGRAMS	NEW PROGRAMS	TOTAL PROGRAMS	NUMBER	PROGRAM EMPHASIS DESCRIPTION
0.0.T.	19%	0%	13%		
150.169.0	0%	0%	0%		
209.336.1	0%	0%	0%		
211.566.0	0%	0%	0%		
212.568.0	0%	0%	0%		
215.363.0	37%	0%	87%		
215.488.0	0%	0%	0%		
217.368.0	0%	0%	0%		
219.488.0	0%	0%	0%		
249.566.0	0%	0%	0%		
249.568.1	0%	0%	0%		
249.568.2	0%	0%	0%		
PROGRAM TOTALS	7.0	0.0	7.0	140100	ACCOUNTING AND COMPUTING
213.382.0	0%	0%	0%		
213.582.0	85%	0%	85%		
213.782.0	15%	0%	15%	140200	BUSINESS DATA PROCESSING
PROGRAM TOTALS	12.0	0.0	12.0		
209.388.0	0%	0%	0%		
219.389.0	0%	0%	0%		
219.389.3	100%	0%	100%		
219.389.4	0%	0%	0%		
237.368.0	0%	0%	0%		
PROGRAM TOTALS	47.0	0.0	47.0	140300	GENERAL OFFICE CLERICAL OCCUP.
				140900	TYPING & RELATED OCCUPATIONS
				149900	OTHER BUSINESS OFFICE OCCUP.

OKLAHOMA STATE DEPARTMENT OF VOCATIONAL AND TECHNICAL EDUCATION

PROGRAM PLANNING ASSISTANCE REPORT

PROGRAM MIX FOR - BUSINESS AND OFFICE
 PLANNING AREA - STATE OF OKLAHOMA
 PRIMARY OBJECTIVE - MINIMIZE COST OF PROGRAMS

SECONDARY PROGRAMS

PREPARATION DATE 08/07/74

PROGRAMS FORCED INTO SOLUTION - 94.0

PROGRAM DESCRIPTION	ON-GOING PROGRAMS	NEW PROGRAMS	TOTAL PROGRAMS	PROGRAM EMPHASIS
D.G.T.	100%	0%	100%	PROGRAM DESCRIPTION
235.862.0 TELEPHONE OPERATOR	0%	0%	0%	
239.588.0 METER READER	0%	0%	0%	
PROGRAM TOTALS	2.0	0.0	2.0	140400 INFORMATION COMMUNICATION OCCP
205.368.0 PERSONNEL CLERK	0%	0%	0%	
PROGRAM TOTALS	0.0	0.0	0.0	140600 PERSONNEL TRAINING & REL OCCUP
202.388.0 STENOGRAPHER	100%	0%	100%	
PROGRAM TOTALS	0.0	0.0	0.0	140700 SECRETARY OR STENOGRAPHER
162.288.0 TITLE CLERK	0%	0%	0%	140703 MEDICAL SECRETARY
PROGRAM TOTALS	26.0	0.0	26.0	140800 SUPERVISORY & ADMIN. MGMT.
PROGRAM TOTALS	0.0	0.0	0.0	
80 DIVISION TOTALS	94.0	0.0	94.0	

OKLAHOMA STATE DEPARTMENT OF VOCATIONAL AND TECHNICAL EDUCATION
 PROGRAM PLANNING ASSISTANCE REPORT

PROGRAM MIX FOR - DISTRIBUTIVE EDUCATION
 PLANNING AREA - STATE OF OKLAHOMA
 PRIMARY OBJECTIVE - MINIMIZE COST OF PROGRAMS

PROGRAMS FORCED INTO SOLUTION - 58.0
 ON-GOING PROGRAMS
 PREPARATION DATE 08/07/74

PROGRAM DESCRIPTION	NUMBER	PROGRAM EMPHASIS	ON-GOING PROGRAMS	PROGRAMS NEW	TOTAL PROGRAMS
929.887.0 MATERIAL HANDLER	041900	TRANSPORTATION	1.00%	0%	100%
	040400	FINANCE AND CREDIT			
	040100	ADVERTISING SERVICES			
	041500	PERSONAL SERVICES			
PROGRAM TOTALS			1.0	0.0	1.0
199.168.0 MANAGEMENT TRAINEE	049901	MID MANAGEMENT	100%	0%	100%
PROGRAM TOTALS			3.5	0.0	3.5
DE DIVISION TOTALS			58.0	0.0	58.0



OKLAHOMA STATE DEPARTMENT OF VOCATIONAL AND TECHNICAL EDUCATION
 PROGRAM PLANNING ASSISTANCE REPORT

SECONDARY PROGRAMS

PROGRAM MIX FOR - HOME ECONOMICS
 PLANNING AREA - STATE OF OKLAHOMA
 PRIMARY OBJECTIVE - MINIMIZE COST OF PROGRAMS

PREPARATION DATE 08/07/74

PROGRAMS FORCED INTO SOLUTION - 24.0

DESCRIPTION	ON-GOING PROGRAMS	PROGRAM MIX NEW PROGRAMS	TOTAL PROGRAMS	PROGRAM EMPHASIS DESCRIPTION
D.O.T.	0%	0%	0%	
781.684.0 CUTTER (HAND OR MACHINE)	0%	0%	0%	
785.581.0 SEAMSTRESS	100%	0%	100%	
786. .737 SEWING MACHINE OPERATOR	0%	0%	0%	
PROGRAM TOTALS	15.0	0.0	15.0	090202 CLOTHING MANAGEMENT, PROD &SER
559.878.0 NURSERY SCHOOL ATTENDANT	44%	0%	44%	090204 HOME FURNISHING SERVICES
559.878.1 TEACHER AIDE	56%	0%	56%	090103 CLOTHING AND TEXTILES
				173302 TAILORING
PROGRAM TOTALS	9.0	0.0	9.0	090201 CARE AND GUIDANCE OF CHILDREN
HE DIVISION TOTALS	24.0	0.0	24.0	



OKLAHOMA STATE DEPARTMENT OF VOCATIONAL AND TECHNICAL EDUCATION

PROGRAM PLANNING ASSISTANCE REPORT

PROGRAM MIX FOR - HEALTH OCCUPATIONS
 PLANNING AREA - STATE OF OKLAHOMA
 PRIMARY OBJECTIVE - MINIMIZE COST OF PROGRAMS

SECONDARY PROGRAMS

PREPARATION DATE 08/07/74

PROGRAMS FORCED INTO SOLUTION - 24.0

PROGRAM DESCRIPTION	ON-GOING PROGRAMS	NEW PROGRAMS	TOTAL PROGRAMS	PROGRAM NUMBER	PROGRAM EMPHASIS DESCRIPTION
355.873.0 NURSE AIDE	100.0	0.0	100.0	070303	NURSES ASSISTANT
				070399	NURSING OTHER
				079900	HEALTH SERVICES
PROGRAM TOTALS	24.0	0.0	24.0		
NO DIVISION TOTALS	24.0	0.0	24.0		



OKLAHOMA STATE DEPARTMENT OF VOCATIONAL AND TECHNICAL EDUCATION

PROGRAM PLANNING ASSISTANCE REPORT

PROGRAM MIX FOR - TRADE AND INDUSTRIAL EDUCATION
 PLANNING AREA - STATE OF OKLAHOMA
 PRIMARY OBJECTIVE - MINIMIZE COST OF PROGRAMS

SECONDARY PROGRAMS

PREPARATION DATE 08/07/74

PROGRAMS FACED INTO SOLUTION - 383.C	ON-GOING PROGRAMS	NEW PROGRAMS	PROGRAM MIX	TOTAL PROGRAMS	PROGRAM EMPHASIS
DESCRIPTION	PERCENT	PERCENT			DESCRIPTION
637.281.0 AIR COND.& REFRIG. MECHANIC	100%	0%	0%	100%	170100 AIR CONDITIONING & HEATING
PROGRAM TOTALS	5.5	0.0	5.5		
852.381.0 PLUMBER	0%	0%	0%	0%	170102 PLUMBING AND PIPEFITTING
859.291.0 MAINTENANCE MANT. EQUIPMENT	100%	0%	0%	100%	170107 PLUMBING AND PIPEFITTING
PROGRAM TOTALS	1.5	0.0	1.5		
723.884.0 APPLIANCE REPAIRMAN	100%	0%	0%	100%	170200 APPLIANCE REPAIR
PROGRAM TOTALS	3.0	0.0	3.0		
807.381.0 AUTO BODY REPAIRMAN	74%	0%	0%	74%	170301 BODY AND FENDER
845.781.0 AUTO PAINTER	26%	0%	0%	26%	
PROGRAM TOTALS	22.0	0.0	22.0		
620.281.0 AUTO MECHANIC	92%	0%	0%	92%	170302 AUTO MECHANICS
620.291.1 AUTO - AIR CONDITIONING	8%	0%	0%	8%	
PROGRAM TOTALS	87.5	0.0	87.5		



OKLAHOMA STATE DEPARTMENT OF VOCATIONAL AND TECHNICAL EDUCATION

PROGRAM PLANNING ASSISTANCE REPORT

PROGRAM MIX FOR - TRADE AND INDUSTRIAL EDUCATION
 PLANNING AREA - STATE OF OKLAHOMA
 PRIMARY OBJECTIVE - MINIMIZE COST OF PROGRAMS

SECONDARY PROGRAMS

PREPARATION DATE 08/07/74

PROGRAMS FORCED INTO SOLUTION - 385.0

DESCRIPTION	CN-GOING PROGRAMS	NEW PROGRAMS	PROGRAM MIX	TOTAL PROGRAMS	PROGRAM EMPHASIS DESCRIPTION
155-163-0 AUTO PARTS MANAGER	32	0%	0%	0%	
223-657-0 AUTO PARTS CLEAN	100%	0%	0%	100%	
PROGRAM TOTALS					
	2.0	0.0	0.0	2.0	
621-231-0 AIRCRAFT AND ENGINE MECHANIC	82%	0%	0%	82%	
621-261-1 JET ENGINE MECHANIC	17%	0%	0%	17%	
621-791-0 AIRCRAFT ACCESSORIES MECHANIC	1%	0%	0%	1%	
606-781-0 AIRCRAFT STRUCTURE ASSEMBLER	0%	0%	0%	0%	
607-384-0 AIRCRAFT SUB-ASSEMBLY ASSEMBLER	0%	0%	0%	0%	
PROGRAM TOTALS					
	13.5	0.0	0.0	13.5	
001-281-0 DRAFTSMAN, ARCHITECTURAL	100%	0%	0%	100%	
003-281-0 DRAFTSMAN, ELECTRICAL	0%	0%	0%	0%	
003-281-1 DRAFTSMAN, ELECTRONIC	0%	0%	0%	0%	
005-281-0 DRAFTSMAN, CIVIL	0%	0%	0%	0%	
007-281-0 DRAFTSMAN, MECHANICAL	0%	0%	0%	0%	
010-281-0 DRAFTSMAN, GEOLOGICAL	0%	0%	0%	0%	
017-281-0 DRAFTSMAN, MAP	0%	0%	0%	0%	
PROGRAM TOTALS					
	28.0	0.0	0.0	28.0	
PROGRAM TOTALS					
	28.0	0.0	0.0	28.0	
170399					AUTOMOTIVE SERVICES
170401					AIRCRAFT MAINTENANCE
172304					METAL TRADES, COMBINED
160101					AERONAUTICAL TECHNOLOGY
171300					DRAFTING
160103					ARCHITECTURAL TECHNOLOGY
160198					DRAFTING AND DESIGN

OKLAHOMA STATE DEPARTMENT OF VOCATIONAL AND TECHNICAL EDUCATION
PROGRAM PLANNING ASSISTANCE REPORT

PROGRAM MIX FOR - TRADE AND INDUSTRIAL EDUCATION
PLANNING AREA - STATE OF OKLAHOMA
PRIMARY OBJECTIVE - MINIMIZE COST OF PROGRAMS

SECONDARY PROGRAMS

PREPARATION DATE 08/07/74

PROGRAMS FORCED INTO SOLUTION - 323.0

PROGRAM	DESCRIPTION	ON-COING PROGRAMS	NEW PROGRAMS	TOTAL PROGRAMS	PROGRAM MIX	PROGRAM EMPHASIS
D.O.T.	DESCRIPTION	69%	0%	69%		
725-261-0	RADIO AND TV REPAIRMAN	31%	0%	31%		RADIO/TV
825-261-0	RADIO MECHANIC					
PROGRAM TOTALS						
		5.0	0.0	5.0		
590-532-0	LIAUTYPE OPERATOR	0%	0%	0%		
651-732-0	CYLINDER-PRESS MAN	0%	0%	0%		
651-762-1	OFFSET-PRESS MAN	100%	0%	100%		PRINTING
PROGRAM TOTALS						
		16.5	0.0	16.5		COMPOSITION, MAKEUP & TYPESET
600-260-0	MACHINIST, ALL AROUND	80%	0%	80%		
500-381-0	LAYOUT MAN (MACHINE SHOP)	0%	0%	0%		
603-280-0	PRECISION GRINDER	0%	0%	0%		
609-235-0	PRODUCTION MACHINE TOOL CPER	0%	0%	0%		
705-664-0	BENCH GRINDER	20%	0%	20%		MACHINE SHOP
PROGRAM TOTALS						
		18.0	3.0	18.0		MACHINE TOOL OPERATION
615-782-0	SHEAR PRESS OPERATOR	100%	0%	100%		
617-580-0	BREAK OPERATOR	0%	0%	0%		
619-380-0	METAL FABRICATOR	0%	0%	0%		
804-281-0	SHEET METAL WORKER	0%	0%	0%		SHEET METAL
PROGRAM TOTALS						
		3.5	0.0	3.5		

OKLAHOMA STATE DEPARTMENT OF VOCATIONAL AND TECHNICAL EDUCATION

PROGRAM PLANNING ASSISTANCE REPORT

PROGRAM MIX FOR - TRADE AND INDUSTRIAL EDUCATION
 PLANNING AREA - STATE OF OKLAHOMA
 PRIMARY OBJECTIVE - MINIMIZE COST OF PROGRAMS

SECONDARY PROGRAMS

PREPARATION DATE 08/07/74

PROGRAMS FORCED INTO SOLUTION - 383.0.

OCCUPATIONAL EMPHASIS		GN-GOING PROGRAMS		NEW PROGRAMS		TOTAL PROGRAMS		PROGRAM MIX		PROGRAM NUMBER		PROGRAM EMPHASIS DESCRIPTION	
D.S.T.	DESCRIPTION	PROGRAMS	PERCENT	PROGRAMS	PERCENT	PROGRAMS	PERCENT	PROGRAMS	PERCENT	PROGRAMS	PERCENT	PROGRAMS	PERCENT
141.081.0	ILLUSTRATOR-COMMERCIAL ARTIST	100%	0%	0%	0%	100%	0%	100%	0%	170700	COMMERCIAL ART		
141.081.1	LAYOUT MAN (PRINT. & PUBLICATION)	0%	0%	0%	0%	0%	0%	0%	0%				
PROGRAM TOTALS		5.0	0.0	0.0	0.0	5.0	0.0	5.0	0.0				
143.062.0	PHOTOGRAPHER OR CAMERAMAN	100%	0%	0%	0%	100%	0%	100%	0%	170900	COMMERCIAL PHOTOGRAPHY		
PROGRAM TOTALS		3.0	0.0	0.0	0.0	3.0	0.0	3.0	0.0				
741.884.0	SPRAY PAINTER	0%	0%	0%	0%	0%	0%	0%	0%				
641.781.0	PAINTER AND PAPERHANGER	0%	0%	0%	0%	0%	0%	0%	0%				
860.331.0	CARPENTER	100%	0%	0%	0%	100%	0%	100%	0%	171001	CARPENTRY		
859.361.0	MAINTENANCE MAN, BUILDING	0%	0%	0%	0%	0%	0%	0%	0%				
PROGRAM TOTALS		64.0	0.0	0.0	0.0	64.0	0.0	64.0	0.0				
721.281.0	ELECTRIC MOTOR REPAIRMAN	20%	0%	0%	0%	20%	0%	20%	0%				
821.581.0	LINEMAN	42%	0%	0%	0%	42%	0%	42%	0%				
824.281.0	ELECTRICIAN	38%	0%	0%	0%	38%	0%	38%	0%				
825.581.0	CABLE SPlicer	0%	0%	0%	0%	0%	0%	0%	0%				
PROGRAM TOTALS		6.0	0.0	0.0	0.0	6.0	0.0	6.0	0.0	171002	ELECTRICITY		
										171402	ELECTRICAL LINEMAN		



OKLAHOMA STATE DEPARTMENT OF VOCATIONAL AND TECHNICAL EDUCATION

PROGRAM PLANNING ASSISTANCE REPORT

PROGRAM MIX FOR - TRADE AND INDUSTRIAL EDUCATION
 PLANNING AREA - STATE OF OKLAHOMA
 PRIMARY OBJECTIVE - MINIMIZE COST OF PROGRAMS

SECONDARY PROGRAMS

PREPARATION DATE 08/07/74

PROGRAMS FORCED INTO SOLUTION - 382.0

PROGRAM MIX FOR	TRADE AND INDUSTRIAL EDUCATION	SECONDARY PROGRAMS	PREPARATION DATE
PROGRAMS FORCED INTO SOLUTION	382.0		08/07/74
***** PROGRAM MIX *****			
PROGRAM DESCRIPTION	GN-GOING PROGRAMS	NEW PROGRAMS	TOTAL PROGRAMS
D.O.T.	PROGRAMS	PROGRAMS	PROGRAMS
726.751.0 ELECTRONICS ASSEMBLER	100%	0%	100%
622.391.0 TELEPHONE INSTALLER	0%	0%	0%
623.281.0 ELECTRONICS MECHANIC	0%	0%	0%
PROGRAM TOTALS	25.5	0.0	25.5
544.987.0 CEMENT MASON	0%	0%	0%
851.261.0 BRICKLAYER	100%	0%	100%
PROGRAM TOTALS	6.5	0.0	6.5
625.281.0 DIESEL MECHANIC	100%	0%	100%
PROGRAM TOTALS	14.0	0.0	14.0
810.762.0 WELDING MACHINE OPERATOR	18%	0%	18%
810.864.0 WELDER, ARC	7%	0%	7%
812.884.0 WELDER, COMBINATION	75%	0%	75%
816.762.0 FLAME CUTTER MACHINE OPERATOR	0%	0%	0%
816.884.0 FLAME CUTTER, HAND	0%	0%	0%
PROGRAM TOTALS	33.0	0.0	33.0
313.151.0 CHEF	0%	0%	0%
313.361.0 COOK	100%	0%	100%
PROGRAM TOTALS	3.0	0.0	3.0
***** PROGRAM MIX *****			
PROGRAM DESCRIPTION	GN-GOING PROGRAMS	NEW PROGRAMS	TOTAL PROGRAMS
D.O.T.	PROGRAMS	PROGRAMS	PROGRAMS
171502 ELECTRONICS	0%	0%	0%
PROGRAM TOTALS	0.0	0.0	0.0
171004 MASONRY	0%	0%	0%
PROGRAM TOTALS	0.0	0.0	0.0
171200 DIESEL MECHANICS	0%	0%	0%
PROGRAM TOTALS	0.0	0.0	0.0
172506 WELDING AND CUTTING	0%	0%	0%
PROGRAM TOTALS	0.0	0.0	0.0
172902 COOK/CHEF	0%	0%	0%
PROGRAM TOTALS	0.0	0.0	0.0

OKLAHOMA STATE DEPARTMENT OF VOCATIONAL AND TECHNICAL EDUCATION

PROGRAM PLANNING ASSISTANCE REPORT

PROGRAM MIX FOR - TRADE AND INDUSTRIAL EDUCATION
 PLANNING AREA - STATE OF OKLAHOMA
 PRIMARY OBJECTIVE - MINIMIZE COST OF PROGRAMS

SECONDARY PROGRAMS

PREPARATION DATE 08/07/74

PROGRAMS FORCED INTO SOLUTION -	383.0	PROGRAM MIX		TOTAL	PROGRAM EMPHASIS
D.O.T. DESCRIPTION	PROGRAMS	NEW	PROGRAMS	PROGRAMS	DESCRIPTION
625.281.1 SMALL ENGINE REPAIRMAN	100%	0%	100%	100%	SMALL GASOLINE ENGINE REPAIR
PROGRAM TOTALS	4.0	0.0	4.0		
750.381.0 FURNITURE UPHOLSTERER	100%	0%	100%	100%	UPHOLSTERY
PROGRAM TOTALS	2.0	0.0	2.0		
660.280.0 CABINET MAKER	0%	0%	0%	0%	
669.380.0 MILL MAN	31%	0%	31%	31%	
763.381.0 FURNITURE FINISHER	69%	0%	69%	69%	CABINET MAKING
PROGRAM TOTALS	9.0	0.0	9.0		
TI DIVISION TOTALS	383.0	0.0	383.0		

OKLAHOMA STATE DEPARTMENT OF VOCATIONAL AND TECHNICAL EDUCATION
PROGRAM PLANNING ASSISTANCE REPORT

SECONDARY PROGRAMS

PROGRAM MIX FOR - AGRICULTURE
PLANNING AREA - STATE OF OKLAHOMA
PRIMARY OBJECTIVE - MAXIMIZE SOCIAL BENEFITS

PREPARATION DATE 08/07/74

PROGRAMS FORCED INTO SOLUTION - 326.0

PROGRAM MIX	ON-GOING PROGRAMS	NEW PROGRAMS	TOTAL PROGRAMS	PROGRAM NUMBER	PROGRAM DESCRIPTION	PROGRAM EMPHASIS
91%	0%	9%	91%			
PROGRAM TOTALS						
241.0	0.0	241.0	241.0	010100	AGRICULTURAL PRODUCTION	
250.478.0	100%	0%	100%	150201	RANCH OPERATION	
520.865.0	0%	0%	0%	010200	AGRICULTURAL SUPPLIES/SERVICE	
	0%	0%	0%	010400	AGRICULTURAL PRODUCTS	
PROGRAM TOTALS						
24.0	0.0	24.0	24.0	010300	AGRICULTURAL MECHANICS	
521.782.0	11%	0%	11%	179902	FARM MACHINERY REPAIR	
524.261.0	59%	0%	59%			
310.782.0	13%	0%	13%	010500	ORNAMENTAL HORTICULTURE	
810.984.0	0%	0%	0%	040500	FLORISTRY	
812.824.0	13%	0%	13%			
816.782.0	3%	0%	3%			
816.564.0	1%	0%	1%			
PROGRAM TOTALS						
58.0	0.0	58.0	58.0			
407.834.0	100%	0%	100%			
PROGRAM TOTALS						
5.0	0.0	5.0	5.0			
AG DIVISION TOTALS						
328.0	0.0	328.0	328.0			

OKLAHOMA STATE DEPARTMENT OF VOCATIONAL AND TECHNICAL EDUCATION

PROGRAM PLANNING ASSISTANCE REPORT

SECONDARY PROGRAMS

PROGRAM MIX FOR - BUSINESS AND OFFICE

PLANNING AREA - STATE OF OKLAHOMA

PRIMARY OBJECTIVE - MAXIMIZE SOCIAL BENEFITS

PREPARATION DATE 08/07/74

PROGRAMS FORCED INTO SOLUTION - 94.0.

O.C.T.	DESCRIPTION	PROGRAM MIX		TOTAL PROGRAMS	NUMBER	PROGRAM EMPHASIS DESCRIPTION
		ON-GOING PROGRAMS	NEW PROGRAMS			
186.158.0	BANK CASHIER	13%	0%	13%	*	
205.556.1	STATEREMT CLERK	19%	0%	19%	*	
211.308.0	CASHIER	0%	0%	0%	*	
212.508.0	SAVING TELLER	0%	0%	0%	*	
215.588.0	BOOKKEEPING MACHINE OPERATOR	0%	0%	0%	*	
215.488.0	PAYROLL CLERK	5%	0%	5%	*	
217.388.0	TRANSIT CLERK	11%	0%	11%	*	
219.488.0	ACCOUNTING CLERK	0%	0%	0%	*	
249.308.0	CREDIT CLERK	0%	0%	0%	*	
249.556.1	CLAIMS CLERK (INSURANCE)	30%	0%	30%	*	
249.566.2	NEW ACCOUNT CLERK	22%	0%	22%	*	
PROGRAM TOTALS						
		7.0	0.0	7.0	*	ACCOUNTING AND COMPUTING
213.532.0	CARD - TAPE CONVERTER OPERATOR	4%	0%	4%	*	
213.582.0	KEYPUNCH OPERATOR	88%	0%	88%	*	
213.782.0	TAJULATING MACHINE OPERATOR	8%	0%	8%	*	
PROGRAM TOTALS						
		12.0	0.0	12.0	*	BUSINESS DATA PROCESSING
209.368.0	CLERK-TYPIST	0%	0%	0%	*	
219.338.0	SORTING CLERK	0%	0%	0%	*	
219.388.3	GENERAL OFFICE CLERK	100%	0%	100%	*	
219.388.4	TIME KEEPER	0%	0%	0%	*	
237.558.0	ADMITTING CLERK	0%	0%	0%	*	
PROGRAM TOTALS						
		47.0	0.0	47.0	*	GENERAL OFFICE CLERICAL OCCUP. TYPING & RELATED OCCUPATIONS OTHER BUSINESS OFFICE OCCUP.



OKLAHOMA STATE DEPARTMENT OF VOCATIONAL AND TECHNICAL EDUCATION
PROGRAM PLANNING ASSISTANCE REPORT

PROGRAM MIX FOR - BUSINESS AND OFFICE
PLANNING AREA - STATE OF OKLAHOMA
PRIMARY OBJECTIVE - MAXIMIZE SOCIAL BENEFITS

SECONDARY PROGRAMS

PREPARATION DATE 08/07/74

PROGRAMS FORCED INTO SOLUTION - 94.0

PROGRAM DESCRIPTION	ON-GOING PROGRAMS	PROGRAM MIX NEW PROGRAMS	TOTAL PROGRAMS	PROGRAM EMPHASIS
D.O.T.	83%	0%	83%	NUMBER
TELEPHONE OPERATOR	17%	0%	17%	DESCRIPTION
METER READER				
PROGRAM TOTALS	2.0	0.0	2.0	140400 INFORMATION COMMUNICATION OCCP
PERSUNNEL CLERK	0%	100%	100%	140600 PERSONNEL TRAINING & REL OCCUP
PROGRAM TOTALS	0.0	0.5	0.5	
STENOGRAPHER	100%	0%	100%	140700 SECRETARY OR STENOGRAPHER
PROGRAM TOTALS	26.0	0.0	26.0	140703 MEDICAL SECRETARY
TITLE CLERK	0%	0%	0%	140800 SUPERVISORY & ADMIN. MGMT.
PROGRAM TOTALS	0.0	0.0	0.0	
BU DIVISION TOTALS	94.0	0.5	94.5	

OKLAHOMA STATE DEPARTMENT OF VOCATIONAL AND TECHNICAL EDUCATION
PROGRAM PLANNING ASSISTANCE REPORT

SECONDARY PROGRAMS

PROGRAM MIX FOR - DISTRIBUTIVE EDUCATION
PLANNING AREA - STATE OF OKLAHOMA
PRIMARY OBJECTIVE - MAXIMIZE SOCIAL BENEFITS

PREPARATION DATE 08/07/74

PROGRAMS FORCED INTO SOLUTION - 58.0		PROGRAM MIX		PROGRAM EMPHASIS	
D.O.I.	DESCRIPTION	GN-GOING PROGRAMS	NEW PROGRAMS	NUMBER	DESCRIPTION
185.168.0	AUTO PARTS MANAGER	5%	0%	040200	APPAREL AND ACCESSORIES
223.507.0	AUTO PARTS CLERK	0%	0%	040900	HDM. BLDG. MAT.FARM SUPPLIES
260. - .285	SALES OCCUPATIONS (GOODS)	94%	94%	040300	AUTOMOTIVE
290.473.0	SALES CLERK	0%	0%	041600	PETROLEUM
315.867.0	SERVICE STATION ATTENDANT	0%	0%	040600	FOOD DISTRIBUTION
				040800	GENERAL MERCHANDISE
				041000	HOME FURNISHING
				041200	INDUSTRIAL MARKETING
				041400	INTERNATIONAL TRADE
				041800	RECREATION AND TOURISM
				04200J	RETAIL TRADE
				043100	WHOLESALE TRADE
PROGRAM TOTALS		36.5	0.0		
310.660.0	HOSTESS	0%	24%		
311.573.0	WAITRESS OR WAITER	0%	0%		
318.857.0	DISHWASHER	100%	76%		
PROGRAM TOTALS		16.5	26.5		
				040700	FOOD SERVICES
				090205	FOOD MGMT. PROD. AND SERVICE
				172900	OTHER FOOD OCCUPATIONS
				172904	WAITER OR WAITRESS
PROGRAM TOTALS		100%	100%		
242.363.0	HOTEL CLERK			041100	HOTEL AND LODGING
PROGRAM TOTALS		0.5	0.0		

OKLAHOMA STATE DEPARTMENT OF VOCATIONAL AND TECHNICAL EDUCATION
 PROGRAM PLANNING ASSISTANCE REPORT

PROGRAM MIX FOR - DISTRIBUTIVE EDUCATION
 PLANNING AREA - STATE OF OKLAHOMA
 PRIMARY OBJECTIVE - MAXIMIZE SOCIAL BENEFITS

SECONDARY PROGRAMS

PREPARATION DATE 08/07/74

PROGRAMS FORCED INTO SOLUTION -	58.0	PROGRAM MIX		TOTAL	PROGRAM EMPHASIS
DESCRIPTION	PROGRAMS	NEW	PROGRAMS	PROGRAMS	DESCRIPTION
D.O.T.	100%	0%	100%	100%	
529.667.0 MATERIAL HANDLER					
					041900 TRANSPORTATION
					040400 FINANCE AND CREDIT
					040100 ADVERTISING SERVICES
					041500 PERSONAL SERVICES
PROGRAM TOTALS	1.0	0.0	1.0		
169.168.0 MANAGEMENT TRAINEE	100%	0%	100%		
PROGRAM TOTALS	3.5	0.0	3.5		049901 MID MANAGEMENT
DE DIVISION TOTALS	58.0	26.5	84.5		



OKLAHOMA STATE DEPARTMENT OF VOCATIONAL AND TECHNICAL EDUCATION
 PROGRAM PLANNING ASSISTANCE REPORT

SECONDARY PROGRAMS

PREPARATION DATE 08/07/74

PROGRAM MIX FOR - HOME ECONOMICS
 PLANNING AREA - STATE OF OKLAHOMA
 PRIMARY OBJECTIVE - MAXIMIZE SOCIAL BENEFITS

PROGRAMS FORCED INTO SOLUTION - 24.0

DESCRIPTION	GN-GOING PROGRAMS	NEK PROGRAMS	TOTAL PROGRAMS	PROGRAM EMPHASIS
D.O.T.	4%	0%	4%	
781.86+0 CUTTER (HAND OR MACHINE)	18%	0%	18%	
785.581.0 SEAMSTRESS	78%	0%	78%	
786. - .787 SEWING MACHINE OPERATOR				CLOTHING MANAGEMENT, PROD ESER HOME FURNISHING SERVICES CLOTHING AND TEXTILES TAILORING
PROGRAM TOTALS	15.0	0.0	15.0	
259.578.0 NURSERY SCHOOL ATTENDANT	34%	0%	34%	
259.678.1 TEACHER AIDE	66%	0%	66%	
PROGRAM TOTALS	9.0	0.0	9.0	CARE AND GUIDANCE OF CHILDREN
THE DIVISION TOTALS	24.0	0.0	24.0	



OKLAHOMA STATE DEPARTMENT OF VOCATIONAL AND TECHNICAL EDUCATION
 PROGRAM PLANNING ASSISTANCE REPORT

PROGRAM MIX FOR - HEALTH OCCUPATIONS
 PLANNING AREA - STATE OF OKLAHOMA
 PRIMARY OBJECTIVE - MAXIMIZE SOCIAL BENEFITS

SECONDARY PROGRAMS

PREPARATION DATE 08/07/74

PROGRAMS FORCED INTO SOLUTION -	24.0	PROGRAM MIX		TOTAL	PROGRAM EMPHASIS
DESCRIPTION	PROGRAMS	ON-GOING PROGRAMS	NEW PROGRAMS	PROGRAMS	DESCRIPTION
D.C.T.	100%	0%	0%	100%	
355.875.0 NURSE AIDE					
					070303 NURSES ASSISTANT
					070399 NURSING OTHER
					079900 HEALTH SERVICES
PROGRAM TOTALS	24.0	0.0	0.0	24.0	
NO DIVISION TOTALS	24.0	0.0	0.0	24.0	

OKLAHOMA STATE DEPARTMENT OF VOCATIONAL AND TECHNICAL EDUCATION
 PROGRAM PLANNING ASSISTANCE REPORT

SECONDARY PROGRAMS

PROGRAM MIX FOR - TRADE AND INDUSTRIAL EDUCATION
 PLANNING AREA - STATE OF OKLAHOMA
 PRIMARY OBJECTIVE - MAXIMIZE SOCIAL BENEFITS

PREPARATION DATE 08/07/74

PROGRAMS FORCED INTO SOLUTION - 383.0	ON-GOING PROGRAMS	PROGRAM MIX	TOTAL PROGRAMS	PROGRAM EMPHASIS
DESCRIPTION	PROGRAMS	PERCENT	PERCENT	DESCRIPTION
637.291.0 AIR COND. & REFRIG. MECHANIC	100%	0%	100%	170100 AIR CONDITIONING & HEATING
PROGRAM TOTALS	5.5	0.0	5.5	
862.351.0 PLUMBER	100%	0%	100%	170102 PLUMBING AND PIPEFITTING
899.281.0 MAINTENANCE MAN, EQUIPMENT	0%	0%	0%	170107 PLUMBING AND PIPEFITTING
PROGRAM TOTALS	1.5	0.0	1.5	
723.881.0 APPLIANCE REPAIRMAN	100%	0%	100%	170200 APPLIANCE REPAIR
PROGRAM TOTALS	3.0	0.0	3.0	
807.391.0 AUTO BODY REPAIRMAN	53%	0%	53%	170301 BODY AND FENDER
845.781.0 AUTO PAINTER	47%	0%	47%	
PROGRAM TOTALS	22.0	0.0	22.0	
620.261.0 AUTO MECHANIC	92%	0%	92%	170302 AUTO MECHANICS
620.281.1 AUTO - AIR CONDITIONING	8%	0%	8%	
PROGRAM TOTALS	87.5	0.0	87.5	



OKLAHOMA STATE DEPARTMENT OF VOCATIONAL AND TECHNICAL EDUCATION
PROGRAM PLANNING ASSISTANCE REPORT

SECONDARY PROGRAMS

PROGRAM MIX FOR - TRADE AND INDUSTRIAL EDUCATION
PLANNING AREA - STATE OF OKLAHOMA
PRIMARY OBJECTIVE - MAXIMIZE SOCIAL BENEFITS

PREPARATION DATE 08/07/74

PROGRAMS FORCED INTO SOLUTION - 383.0	ON-GOING PROGRAMS	PROGRAM MIX	TOTAL PROGRAMS	PROGRAM EMPHASIS DESCRIPTION
185.168.0 223.387.0	100% 0%	0% 0%	100% 0%	
185.168.0 223.387.0	100% 0%	0% 0%	100% 0%	AUTO PARTS MANAGER AUTO PARTS CLERK
PROGRAM TOTALS * 2.0 2.0 2.0				
621.281.0 621.281.1 621.781.0 806.781.0 807.884.0	82% 17% 1% 0% 0%	0% 0% 0% 0% 0%	82% 17% 1% 0% 0%	AIRCRAFT AND ENGINE MECHANIC JET ENGINE MECHANIC AIRCRAFT ACCESSORIES MECHANIC AIRCRAFT-STRUCTURE ASSEMBLER AIRCRAFT SUB-ASSEMBLY ASSEMBLER
PROGRAM TOTALS * 13.5 9.0 13.5				
001.281.0 003.281.0 003.281.1 005.281.0 007.281.0 010.281.0 017.281.0	100% 0% 0% 0% 0% 0% 0%	100% 0% 0% 0% 0% 0% 0%	100% 0% 0% 0% 0% 0% 0%	DRAFTSMAN ARCHITECTURAL DRAFTSMAN, ELECTRICAL DRAFTSMAN, ELECTRONIC DRAFTSMAN, CIVIL DRAFTSMAN, MECHANICAL DRAFTSMAN, GEOLOGICAL DRAFTSMAN, MAP
PROGRAM TOTALS * 28.0 107.0 135.0				
171300 160103 160198				DRAFTING ARCHITECTURAL TECHNOLOGY DRAFTING AND DESIGN

OKLAHOMA STATE DEPARTMENT OF VOCATIONAL AND TECHNICAL EDUCATION

PROGRAM PLANNING ASSISTANCE REPORT

SECONDARY PROGRAMS

PROGRAM MIX FOR - TRADE AND INDUSTRIAL EDUCATION

PLANNING AREA - STATE OF OKLAHOMA

PRIMARY OBJECTIVE - MAXIMIZE SOCIAL BENEFITS

PREPARATION DATE 08/07/74

PROGRAMS FORCED INTO SOLUTION - 383.0

D.O.T.	DESCRIPTION	ON-GOING PROGRAMS	NEW PROGRAMS	TOTAL PROGRAMS	NUMBER	PROGRAM EMPHASIS DESCRIPTION
720.261.0	RADIO AND TV REPAIRMAN	69%	0%	69%		
823.261.0	RADIO MECHANIC	31%	0%	31%	171503	RADIO/TV
PROGRAM TOTALS						
		5.0	0.0	5.0		
650.562.0	LINOTYPE OPERATOR	0%	0%	0%		
651.782.0	CYLINDER-PRESS MAN	0%	0%	0%		
651.782.1	OFFSET-PRESS MAN	100%	0%	100%	171902	PRINTING
PROGRAM TOTALS						
		16.5	0.0	16.5	171901	COMPOSITION, MAKEUP & TYPESET
600.260.0	MACHINIST, ALL AROUND	100%	0%	100%		
600.381.0	LAYOUT MAN (MACHINE SHOP)	0%	0%	0%		
603.280.0	PRECISION GRINDER	0%	0%	0%		
609.885.0	PRODUCTION MACHINE TOOL OPER	0%	0%	0%		
705.884.0	BENCH GRINDER	0%	0%	0%		
PROGRAM TOTALS						
		16.0	0.0	16.0	172302	MACHINE SHOP
					172303	MACHINE TOOL OPERATION
615.782.0	SHEAR PRESS OPERATOR	0%	0%	0%		
617.380.0	SREAK OPERATOR	0%	0%	0%		
619.380.0	METAL FABRICATOR	0%	0%	0%		
604.281.0	SHEET METAL WORKER	100%	0%	100%	172305	SHEET METAL
PROGRAM TOTALS						
		3.5	0.0	3.5		



OKLAHOMA STATE DEPARTMENT OF VOCATIONAL AND TECHNICAL EDUCATION
 PROGRAM PLANNING ASSISTANCE REPORT

PROGRAM MIX FOR - TRADE AND INDUSTRIAL EDUCATION
 PLANNING AREA - STATE OF OKLAHOMA
 PRIMARY OBJECTIVE - MAXIMIZE SOCIAL BENEFITS

SECONDARY PROGRAMS

PREPARATION DATE 08/07/74

PROGRAMS FORCED INTO SOLUTION - 383.0

PROGRAMS FORCED INTO SOLUTION - 383.0	ON-GOING PROGRAMS	PROGRAM MIX	NEW PROGRAMS	TOTAL PROGRAMS	PROGRAM EMPHASIS
DESCRIPTION	PROGRAMS	PROGRAMS	PROGRAMS	PROGRAMS	NUMBER
D.O.T.	PROGRAMS	PROGRAMS	PROGRAMS	PROGRAMS	DESCRIPTION
141.061.0 ILLUSTRATOR-COMMERCIAL ARTIST	100%	0%	0%	100%	
141.061.1 LAYOUT MAN (PRINT. & PUBLICAT)	0%	0%	0%	0%	170700 COMMERCIAL ART
PROGRAM TOTALS	5.0	3.0	3.0	5.0	
143.062.0 PHOTOGRAPHER OR CAMERAMAN	100%	0%	0%	100%	170900 COMMERCIAL PHOTOGRAPHY
PROGRAM TOTALS	3.0	0.0	0.0	3.0	
PROGRAM TOTALS	8.0	3.0	3.0	14.0	
741.384.0 SPRAY PAINTER	0%	0%	0%	0%	
841.781.0 PAINTER AND PAPERHANGER	40%	0%	0%	40%	
850.361.0 CARPENTER	60%	0%	0%	60%	
899.381.0 MAINTENANCE MAN, BUILDING	0%	0%	0%	0%	171001 CARPENTRY
PROGRAM TOTALS	64.0	0.0	0.0	64.0	
PROGRAM TOTALS	8.0	3.0	3.0	14.0	
721.261.0 ELECTRIC MOTOR REPAIRMAN	0%	0%	0%	0%	
821.381.0 LINEMAN	40%	0%	0%	40%	
924.281.0 ELECTRICIAN	60%	90%	90%	82%	171002 ELECTRICITY
829.381.0 CABLE SPlicer	0%	10%	10%	7%	171402 ELECTRICAL LINEMAN
PROGRAM TOTALS	8.0	19.5	27.5	27.5	



OKLAHOMA STATE DEPARTMENT OF VOCATIONAL AND TECHNICAL EDUCATION
PROGRAM PLANNING ASSISTANCE REPORT

SECONDARY PROGRAMS

PROGRAM MIX FOR - TRADE AND INDUSTRIAL EDUCATION
PLANNING AREA - STATE OF OKLAHOMA
PRIMARY OBJECTIVE - MAXIMIZE SOCIAL BENEFITS

PREPARATION DATE 08/07/74

PROGRAMS FORCED INTO SOLUTION - 383.0.

PROGRAM	DESCRIPTION	ON-GOING PROGRAMS	NEW PROGRAMS	TOTAL PROGRAMS	PROGRAM NUMBER	PROGRAM EMPHASIS DESCRIPTION
***** PROGRAM MIX *****						
844.865.0	CEMENT MASON	0%	0%	0%		
861.381.0	BRICKLAYER	100%	100%	100%	171004	MASONRY
***** PROGRAM TOTALS *****						
		25.5	0.0	25.5		
***** PROGRAM TOTALS *****						
625.261.0	DIESEL MECHANIC	100%	35.5	43.0		
***** PROGRAM TOTALS *****						
		6.5	35.5	43.0		
***** PROGRAM TOTALS *****						
		100%	0%	100%	171200	DIESEL MECHANICS
***** PROGRAM TOTALS *****						
		14.0	0.0	14.0		
***** PROGRAM TOTALS *****						
810.782.0	WELDING MACHINE OPERATOR	0%	0%	0%		
810.854.0	WELDER, ARC	46%	0%	46%		
812.834.0	WELDER, COMBINATION	54%	0%	54%		
816.762.0	FLAME CUTTER MACHINE OPERATOR	0%	0%	0%		
816.834.0	FLAME CUTTER, HAND	0%	0%	0%		
***** PROGRAM TOTALS *****						
		33.0	0.0	33.0		
***** PROGRAM TOTALS *****						
813.131.0	CHEF	68%	0%	68%		
815.281.0	COOK	32%	0%	32%	172902	COOK/CHEF
***** PROGRAM TOTALS *****						
		3.0	0.0	3.0		

OKLAHOMA STATE DEPARTMENT OF VOCATIONAL AND TECHNICAL EDUCATION
 PROGRAM PLANNING ASSISTANCE REPORT

PROGRAM MIX FOR - TRADE AND INDUSTRIAL EDUCATION
 PLANNING AREA - STATE OF OKLAHOMA
 PRIMARY OBJECTIVE - MAXIMIZE SOCIAL BENEFITS
 SECONDARY PROGRAMS
 PREPARATION DATE 08/07/74

PROGRAMS FORCED INTO SOLUTION - 333.0	ON-GOING PROGRAMS	PROGRAM MIX	TOTAL PROGRAMS	PROGRAM EMPHASIS DESCRIPTION
625.261.1 SMALL ENGINE REPAIRMAN	100%	0%	100%	173100 SMALL GASOLINE ENGINE REPAIR
PROGRAM TOTALS	4.0	0.0	4.0	
760.361.0 FURNITURE UPHOLSTERER	100%	0%	100%	173500 UPHOLSTERY
PROGRAM TOTALS	2.0	0.0	2.0	
850.250.0 CABINET MAKER	100%	0%	100%	
859.530.0 MILL MAN	0%	0%	0%	
763.321.0 FURNITURE FINISHER	0%	0%	0%	173601 CABINET MAKING
PROGRAM TOTALS	9.0	0.0	9.0	
TI DIVISION TOTALS	383.0	163.0	546.0	



OKLAHOMA STATE DEPARTMENT OF VOCATIONAL AND TECHNICAL EDUCATION
 PROGRAM PLANNING ASSISTANCE REPORT

COLLEGIATE PROGRAMS

PROGRAM MIX FOR - BUSINESS AND OFFICE EDUCATION
 PLANNING AREA - STATE OF OKLAHOMA
 PRIMARY OBJECTIVE - MAXIMIZE ENTRY LEVEL WAGES

PREPARATION DATE 08/07/74

PROGRAMS FORCED INTO SOLUTION - 19.5

PROGRAMS FORCED INTO SOLUTION - 19.5	ON-GOING PROGRAMS	PROGRAM MIX NEW PROGRAMS	TOTAL PROGRAMS	PROGRAM EMPHASIS	NUMBER	PROGRAM DESCRIPTION
D.O.I.	9%	0%	9%			
160.288.0 COST ESTIMATOR	0%	0%	0%			
168.288.0 CLAIMS EXAMINER	9%	0%	9%			
186.168.0 BANK CASHIER	9%	0%	9%			
209.388.1 STATEMENT CLERK	0%	0%	0%			
210.388.0 BOOKKEEPER, HAND	0%	0%	0%			
211.368.0 CASHIER	0%	0%	0%			
212.368.0 BANK TELLER	0%	0%	0%			
215.388.0 BOOKKEEPING MACHINE OPERATOR	37%	0%	37%			
215.468.0 PAYROLL CLERK	9%	0%	9%			
217.368.0 TRANSIT CLERK	0%	0%	0%			
219.488.0 ACCOUNTING CLERK	0%	0%	0%			
249.368.0 CREDIT CLERK	18%	0%	18%			
249.368.1 CLAIMS CLERK INSURANCE	9%	0%	9%			
249.368.2 NEW ACCOUNT CLERK						
PROGRAM TOTALS	3.0	0.0	3.0		140100	ACCOUNTING AND COMPUTING
162.158.1 PURCHASING AGENT	100%	69%	91%			
162.288.0 TITLE CLERK	0%	31%	9%			
PROGRAM TOTALS	4.0	2.0	6.0		140800	SUPERVISORY, ADM. AND MGMT.

OKLAHOMA STATE DEPARTMENT OF VOCATIONAL AND TECHNICAL EDUCATION
 PROGRAM PLANNING ASSISTANCE REPORT

COLLEGIATE PROGRAMS

PROGRAM MIX FOR - BUSINESS AND OFFICE EDUCATION
 PLANNING AREA - STATE OF OKLAHOMA
 PRIMARY OBJECTIVE - MAXIMIZE ENTRY LEVEL WAGES

PREPARATION DATE 08/07/74

PROGRAMS FORCED INTO SOLUTION - 19.5.

DESCRIPTION	PROGRAMS	PERCENT	PROGRAMS	PERCENT	TOTAL PROGRAMS	PERCENT	PROGRAM EMPHASIS DESCRIPTION
-----	-----	-----	-----	-----	-----	-----	-----
D.O.T.							
209.388.0	0%	0%	0%	0%	0%		
219.388.0	0%	0%	0%	0%	0%		
219.388.3	0%	0%	0%	0%	0%		
219.388.4	0%	0%	0%	0%	0%		
237.388.0	0%	0%	0%	0%	0%		
249.388.0	0%	0%	0%	0%	0%		
PROGRAM TOTALS	0.0	0.0	0.0	0.0	0.0		GENERAL OFFICE CLERICAL OCCUP. TYPING AND RELATED OCCUPATIONS

201.388.0	100%	0%	0%	100%	0%		
202.288.0	0%	0%	0%	0%	0%		
PROGRAM TOTALS	12.0	0.0	0.0	12.0	0.0		SECRETARY DR. STENOGRAPHER MEDICAL SECRETARY

213.362.0	0%	0%	0%	0%	0%		
213.562.0	100%	0%	0%	100%	0%		
213.782.0	0%	0%	0%	0%	0%		
PROGRAM TOTALS	0.5	0.0	0.0	0.5	0.0		BUSINESS DATA PROCESSING

PROGRAM TOTALS	0.5	0.0	0.0	0.5	0.0		
30 DIVISION TOTALS	19.5	2.0	2.0	21.5	21.5		



OKLAHOMA STATE DEPARTMENT OF VOCATIONAL AND TECHNICAL EDUCATION
 PROGRAM PLANNING ASSISTANCE REPORT

COLLEGIATE PROGRAMS

PREPARATION DATE 08/07/74

PROGRAM MIX FOR - DISTRICTIVE EDUCATION
 PLANNING AREA - STATE OF OKLAHOMA
 PRIMARY OBJECTIVE - MAXIMIZE ENTRY LEVEL WAGES

PROGRAMS FORCED INTO SOLUTION - 10.0

PROGRAM DESCRIPTION	GN-GOING PROGRAMS	NEW PROGRAMS	TOTAL PROGRAMS	PROGRAM NUMBER	PROGRAM EMPHASIS DESCRIPTION
O.G.T.	0%	84%	84%		
260.-28.9 SALES OCCUPATIONS GOODS	0%	0%	0%	040200	APPAREL AND ACCESSORIES
250.478.0 SALES CLERK	0%	16%	16%	041200	INDUSTRIAL MARKETING
292.358.0 SALES MAN-DRIVER	0%	0%	0%	040300	AUTOMOTIVE
				042000	RETAIL TRADE
PROGRAM TOTALS					
189.168.0 MANAGEMENT TRAINEE	0.0	1.5	1.5	049901	MIDMANAGEMENT
PROGRAM TOTALS					
	10.0	2.5	12.5		
DE DIVISION TOTALS					
	10.0	4.0	14.0		



OKLAHOMA STATE DEPARTMENT OF VOCATIONAL AND TECHNICAL EDUCATION
 PROGRAM PLANNING ASSISTANCE REPORT

COLLEGIATE PROGRAMS

PROGRAM MIX FOR - HOME ECONOMICS EDUCATION
 PLANNING AREA - STATE OF OKLAHOMA
 PRIMARY OBJECTIVE - MAXIMIZE ENTRY LEVEL WAGES

PREPARATION DATE 08/07/74

PROGRAMS FORCED INTO SOLUTION - 2.0.

DESCRIPTION	PROGRAM MIX	PROGRAM EMPHASIS DESCRIPTION
-----	-----	-----
OCUPATIONAL EMPHASIS	ON-GOING PROGRAMS	PROGRAMS
D.O.T.	PROGRAMS	PROGRAMS
359.879.0 NURSERY SCHOOL ATTENDANT	30%	30%
359.878.1 TEACHER AIDE	70%	70%
PROGRAM TOTALS	2.0	2.0
781.834.0 CUTTER, HAND OR MACHINE	0%	0%
785.391.0 SEAMSTRESS OR TAILOR	0%	0%
766.787.0 SEWING MACHINE OPERATOR	0%	0%
PROGRAM TOTALS	0.0	0.0
HE DIVISION TOTALS	2.0	2.0



OKLAHOMA STATE DEPARTMENT OF VOCATIONAL AND TECHNICAL EDUCATION
 PROGRAM PLANNING ASSISTANCE REPORT

PROGRAM MIX FOR - HEALTH OCCUPATIONS EDUCATION COLLEGIATE PROGRAMS
 PLANNING AREA - STATE OF OKLAHOMA PREPARATION DATE 08/07/74
 PRIMARY OBJECTIVE - MAXIMIZE ENTRY LEVEL WAGES

PROGRAMS FORCED INTO SOLUTION - 33.0	GN-GOING PROGRAMS	NEW PROGRAMS	TOTAL PROGRAMS	PROGRAM MIX	PROGRAM EMPHASIS	PROGRAM DESCRIPTION
078.281.0 MEDICAL TECHNOLOGIST	100%	0%	100%			
078.281.0 MEDICAL LAB ASSISTANT	0%	0%	0%			
078.361.2 MEDICAL LAB TECHNICIAN	0%	0%	0%			
PROGRAM TOTALS	4.0	0.0	4.0			
075.378.0 REGISTERED NURSE	100%	0%	100%			070203 MEDICAL LABORATORY ASSISTANT
PROGRAM TOTALS	13.0	0.0	13.0			
079.373.0 LICENSED PRACTICAL NURSE	100%	0%	100%			070301 NURSING (ASSOCIATE DEGREE)
PROGRAM TOTALS	14.0	0.0	14.0			
079.368.0 INHALATION THERAPY	100%	0%	100%			070502 PRATICAL VOCATIONAL NURSING
PROGRAM TOTALS	2.0	0.0	2.0			
HO DIVISION TOTALS	33.0	0.0	33.0			070903 INHALATION THERAPY



OKLAHOMA STATE DEPARTMENT OF VOCATIONAL AND TECHNICAL EDUCATION
PROGRAM PLANNING ASSISTANCE REPORT

COLLEGIATE PROGRAMS

PROGRAM MIX FOR - TECHNICAL EDUCATION
PLANNING AREA - STATE OF OKLAHOMA
PRIMARY OBJECTIVE - MAXIMIZE ENTRY LEVEL WAGES

PREPARATION DATE 08/07/74

PROGRAMS FORCED INTO SOLUTION - 44.0	ON-GOING PROGRAMS	PROGRAM MIX NEW PROGRAMS	TOTAL PROGRAMS	PROGRAM EMPHASIS NUMBER	PROGRAM DESCRIPTION
D.O.T.					
001.281.0	12%	0%	12%		
003.281.0	8%	0%	8%		
003.281.1	1%	0%	1%		
005.281.0	7%	0%	7%		
007.181.1	2%	0%	3%		
007.281.0	61%	0%	60%		
010.281.0	7%	0%	7%		
017.281.0	2%	0%	2%	160198	DRAFTING AND DESIGN
PROGRAM TOTALS	7.5	0.0	7.5		
029.281.0	100%	0%	100%	160105	CHEMICAL TECHNOLOGY
PROGRAM TOTALS	0.5	0.0	0.5		
003.181.0	94%	0%	94%		
003.181.1	6%	0%	6%	160108	ELECTRONIC TECHNOLOGY
PROGRAM TOTALS	18.5	0.0	18.5		
710.281.0	100%	0%	100%	160112	INSTRUMENTATION TECHNOLOGY
PROGRAM TOTALS	1.0	0.0	1.0	172100	INSTRUMENT MAINTENANCE/REPAIR
710.281.1	100%	0%	100%	160109	ELECTROMECHANICAL TECHNOLOGY
PROGRAM TOTALS	2.5	0.0	2.5		

OKLAHOMA STATE DEPARTMENT OF VOCATIONAL AND TECHNICAL EDUCATION

PROGRAM PLANNING ASSISTANCE REPORT

COLLEGIATE PROGRAMS

PREPARATION DATE 08/07/74

PROGRAM MIX FOR - TECHNICAL EDUCATION
 PLANNING AREA - STATE OF OKLAHOMA
 PRIMARY OBJECTIVE - MAXIMIZE ENTRY LEVEL WAGES

PROGRAMS FORCED INTO SOLUTION - 44.0	ON-GOING PROGRAMS	NEX PROGRAMS	TOTAL PROGRAMS	PROGRAM EMPHASIS
007.181.0 MECHANICAL TECHNICIAN	0%	60%	21%	
638.281.0 MAINTENANCE MECH. MILLWRIGHT	100%	40%	79%	
PROGRAM TOTALS				
	2.0	1.0	3.0	
139.288.0 TECHNICAL PUBLICATIONS WRITER	100%	0%	100%	160113 MECHANICAL TECHNOLOGY
PROGRAM TOTALS				
	3.5	0.0	3.5	
400.000.0 FARM MANAGER	100%	0%	100%	160197 TECHNICAL WRITING
PROGRAM TOTALS				
	0.5	0.0	0.5	
020.186.0 BUSINESS PROGRAMMER	0%	0%	0%	
213.382.1 DIGITAL COMPUTER OPERATOR	0%	0%	0%	
219.388.2 DETAIL PROGRAMMER	100%	0%	100%	160401 COMPUTER SCIENCE
PROGRAM TOTALS				
	8.0	0.0	8.0	
TE DIVISION TOTALS				
	44.0	1.0	45.0	

OKLAHOMA STATE DEPARTMENT OF VOCATIONAL AND TECHNICAL EDUCATION
 PROGRAM PLANNING ASSISTANCE REPORT

PROGRAM MIX FOR - TRADE AND INDUSTRIAL EDUCATION
 PLANNING AREA - STATE OF OKLAHOMA
 PRIMARY OBJECTIVE - MAXIMIZE ENTRY LEVEL WAGES

COLLEGIATE PROGRAMS

PREPARATION DATE 08/07/74

PROGRAMS FORCED INTO SOLUTION - 5.5

PROGRAM DESCRIPTION	ON-GOING PROGRAMS	NEW PROGRAMS	TOTAL PROGRAMS	PROGRAM MIX	PROGRAM EMPHASIS
637.281.0 AIR COND AND REFRIG. MECHANIC	100%	100%	100%		170100 AIR CONDITIONING AND HEATING
PROGRAM TOTALS					
	0.5	0.5	1.0		
862.381.0 PLUMBER	100%	0%	100%		170107 PLUMBING AND PIPEFITTING
899.281.0 MAINTENANCE MAN EQUIPMENT	0%	0%	0%		
PROGRAM TOTALS					
	0.5	0.0	0.5		
807.381.0 AUTOBODY REPAIRMAN	0%	0%	0%		
845.781.0 AUTO PAINTER	100%	0%	100%		170301 BODY AND FENDER
PROGRAM TOTALS					
	1.0	0.0	1.0		
620.281.0 AUTO MECHANIC	0%	0%	0%		
620.281.1 AUTO AIR CONDITIONING	100%	0%	100%		170302 AUTO MECHANICS
PROGRAM TOTALS					
	2.0	0.0	2.0		
185.168.0 AUTO PARTS MANAGER	0%	0%	0%		
223.367.0 AUTO PARTS CLERK	0%	0%	0%		170399 AUTOMOTIVE SERVICES 040300 AUTOMOTIVE
PROGRAM TOTALS					
	0.0	0.0	0.0		



OKLAHOMA STATE DEPARTMENT OF VOCATIONAL AND TECHNICAL EDUCATION
PROGRAM PLANNING ASSISTANCE REPORT

PROGRAM MIX FOR - TRADE AND INDUSTRIAL EDUCATION
PLANNING AREA - STATE OF OKLAHOMA
PRIMARY OBJECTIVE - MAXIMIZE ENTRY LEVEL WAGES

COLLEGIATE PROGRAMS

PREPARATION DATE 08/07/74

PROGRAMS FORCED INTO SOLUTION - 9.5		PROGRAM MIX		PROGRAM EMPHASIS	
DESCRIPTION	ON-GOING PROGRAMS	NEW PROGRAMS	TOTAL PROGRAMS	NUMBER	DESCRIPTION
D.G.T.	0%	100%	58%		
141.081.0 ILLUSTRATOR COMMERCIAL ARTIST	0%	100%	42%		
141.081.1 LAYOUT MAN PRINTING AND PUS.				170700	COMMERCIAL ART
PROGRAM TOTALS					
	1.0	1.5	2.5		
741.884.0 SPRAY PAINTER	0%	0%	0%		
841.781.0 PAINTER AND PAPERHANGER	0%	0%	0%		
860.381.0 CARPENTER	0%	0%	0%		
899.381.0 MAINTENANCE BUILDING	0%	0%	0%	171001	CARPENTRY
PROGRAM TOTALS					
	0.0	0.0	0.0		
PROGRAM EMPHASIS					
721.281.0 ELECTRIC MOTOR REPAIRMAN	0%	0%	0%		
726.781.0 ELECTRONICS ASSEMBLER	0%	0%	0%		
821.381.0 LINEMAN	0%	9%	8%		
822.381.0 TELEPHONE INSTALLER	0%	10%	9%		
824.281.0 ELECTRICIAN	100%	63%	66%		
828.281.0 ELECTRONICS MECHANIC	0%	13%	12%		
829.381.0 CABLE SPLICER	0%	5%	5%		
PROGRAM TOTALS					
	0.5	8.0	8.5		
844.884.0 CEMENT MASON	0%	20%	20%		
861.561.0 BRICKLAYER	0%	60%	80%	171004	MASONRY
PROGRAM TOTALS					
	0.0	3.0	3.0		
PROGRAM EMPHASIS					
				171002	ELECTRICITY

OKLAHOMA STATE DEPARTMENT OF VOCATIONAL AND TECHNICAL EDUCATION
 PROGRAM PLANNING ASSISTANCE REPORT

COLLEGIATE PROGRAMS

PROGRAM MIX FOR - TRADE AND INDUSTRIAL EDUCATION
 PLANNING AREA - STATE OF OKLAHOMA
 PRIMARY OBJECTIVE - MAXIMIZE ENTRY LEVEL WAGES

PREPARATION DATE 08/07/74

PROGRAMS FORCED INTO SOLUTION - 9.5		PROGRAM MIX		PROGRAM EMPHASIS	
PROGRAM DESCRIPTION	GN-GOING PROGRAMS	NEW PROGRAMS	TOTAL PROGRAMS	NUMBER	DESCRIPTION
625-281.0 DIESEL MECHANIC	100%	100%	100%	171400	DIESEL MECHANICS
PROGRAM TOTALS					
720-281.0 RADIO/TV REPAIRMAN	1.5	6.0	7.5		
825-281.0 RADIO MECHANIC	100%	0%	100%	171303	RADIO/TV
PROGRAM TOTALS					
650-582.0 LINO TYPE OPERATOR	0%	0%	0%		
651-782.0 CYLINDER PRESSMAN	0%	0%	0%		
651-782.1 OFFSET PRESSMAN	100%	100%	100%	171902	PRINTING
PROGRAM TOTALS					
600-280.0 MACHINIST ALL AROUND	0.5	2.0	2.5		
600-381.0 LAYOUTHAN MACHINE SHOP	100%	0%	100%		
603-230.0 PRECISION GRINDER	0%	0%	0%		
609-885.0 PRODUCTION MACH. TOOL OPERATOR	0%	0%	0%		
705-884.0 BENCH GRINDER	0%	0%	0%	172302	MACHINE SHOP
PROGRAM TOTALS					
	0.5	3.0	0.5		



OKLAHOMA STATE DEPARTMENT OF VOCATIONAL AND TECHNICAL EDUCATION
 PROGRAM PLANNING ASSISTANCE REPORT

PROGRAM MIX FOR - TRADE AND INDUSTRIAL EDUCATION
 PLANNING AREA - STATE OF OKLAHOMA
 PRIMARY OBJECTIVE - MAXIMIZE ENTRY LEVEL WAGES

COLLEGIATE PROGRAMS

PREPARATION DATE 08/07/74

PROGRAMS FORCED INTO SOLUTION - 9.5

D.O.T.	DESCRIPTION	ON-GOING PROGRAMS	PROGRAM MIX	NEW PROGRAMS	TOTAL PROGRAMS	PROGRAM NUMBER	PROGRAM EMPHASIS DESCRIPTION
810.782.0	WELDING MACHINE OPERATOR	0%	0%	0%	0%		
810.884.0	WELDER, ARC	0%	0%	0%	0%		
810.884.1	WELDER, GAS	0%	0%	0%	0%		
812.884.0	WELDER, COMBINATION	0%	0%	0%	0%		
816.782.0	FLAME CUTTER, MACH. OPER.	0%	0%	0%	0%		
816.884.0	FLAME CUTTER, HAND	0%	0%	0%	0%		
PROGRAM TOTALS							
		0.0	0.0	0.0	0.0	172306	WELDING AND CUTTING
PROGRAM TOTALS							
526.781.0	BAKER	0%	0%	0%	0%	172901	BAKER
PROGRAM TOTALS							
313.131.0	CHEF	0%	0%	0%	0%		
313.381.0	COOK	0%	0%	0%	0%	172902	COOK/CHEF
PROGRAM TOTALS							
625.281.1	SMALL ENGINE REPAIRMAN	0.0	0.0	0.0	0.0	173100	SMALL GASOLINE ENGINE REPAIR
PROGRAM TOTALS							
760.381.0	FURNITURE UPHOLSTERER	0.5	0.0	0.0	0.5	173500	UPHOLSTERY
PROGRAM TOTALS							
		0.5	0.0	0.0	0.5		



OKLAHOMA STATE DEPARTMENT OF VOCATIONAL AND TECHNICAL EDUCATION
 PROGRAM PLANNING ASSISTANCE REPORT

COLLEGIATE PROGRAMS

PROGRAM MIX FOR - BUSINESS AND OFFICE EDUCATION
 PLANNING AREA - STATE OF OKLAHOMA
 PRIMARY OBJECTIVE - MAXIMIZE JOB PLACEMENT

PREPARATION DATE 08/07/74

PROGRAMS FORCED INTO SOLUTION - 19.5

PROGRAMS FORCED INTO SOLUTION - 19.5	ON-GOING PROGRAMS	NEW PROGRAMS	TOTAL PROGRAMS	PROGRAM MIX	PROGRAM EMPHASIS	DESCRIPTION
D.O.T.						
160.238.0	0%	0%	0%	0%		COST ESTIMATOR
168.288.0	0%	0%	0%	0%		CLAIMS EXAMINER
186.158.0	0%	0%	0%	0%		BANK CASHIER
209.388.1	0%	0%	0%	0%		STATEMENT CLERK
210.388.0	100%	0%	100%	100%		BOOKKEEPER, HAND
211.388.0	0%	0%	0%	0%		CASHIER
212.268.0	0%	0%	0%	0%		BANK TELLER
215.388.0	0%	0%	0%	0%		BOOKKEEPING MACHINE OPERATOR
215.488.0	0%	0%	0%	0%		PAYROLL CLERK
217.388.0	0%	0%	0%	0%		TRANSIT CLERK
219.488.0	0%	0%	0%	0%		ACCOUNTING CLERK
249.388.0	0%	0%	0%	0%		CREDIT CLERK
249.568.1	0%	0%	0%	0%		CLAIMS CLERK INSURANCE
249.568.2	0%	0%	0%	0%		NEW ACCOUNT CLERK
PROGRAM TOTALS	3.0	0.0	3.0			
162.158.1	100%	69%	91%			PURCHASING AGENT
162.288.0	0%	31%	9%			TITLE CLERK
PROGRAM TOTALS	4.0	2.0	6.0			
						ACCOUNTING AND COMPUTING
						140100
						140800 SUPERVISORY, ADM. AND MGMT.



OKLAHOMA STATE DEPARTMENT OF VOCATIONAL AND TECHNICAL EDUCATION
PROGRAM PLANNING ASSISTANCE REPORT

PROGRAM MIX FOR - BUSINESS AND OFFICE EDUCATION COLLEGIATE PROGRAMS
PLANNING AREA - STATE OF OKLAHOMA PREPARATION DATE 08/07/74
PRIMARY OBJECTIVE - MAXIMIZE JOB PLACEMENT

PROGRAMS FORCED INTO SOLUTION - 19.5		PROGRAM MIX		PROGRAM EMPHASIS	
O.O.T.	DESCRIPTION	ON-GOING PROGRAMS	NEW PROGRAMS	NUMBER	DESCRIPTION
209.388.0	CLERK TYPIST	0%	53%		
219.388.0	SORTING CLERK	0%	0%		
219.388.3	GENERAL OFFICE CLERK	0%	67%		
219.388.4	TIMEKEEPER	0%	0%		
237.388.0	ADMITTING CLERK	0%	0%		
249.388.0	LOAN CLOSER	0%	0%		
PROGRAM TOTALS		0.0	4.0	140900	GENERAL OFFICE CLERICAL OCCUP- TYPING AND RELATED OCCUPATIONS
201.388.0	SECRETARY	100%	0%		
202.388.0	STENOGRAPHER	0%	0%		
PROGRAM TOTALS		12.0	0.0	140700	SECRETARY OR STENOGRAPHER
213.382.0	CARD TC TAPE CONVERTER OPER.	0%	0%		
213.582.0	KEYPUNCH OPERATOR	79%	0%		
213.782.0	TABULATING MACHINE OPERATOR	21%	0%		
PROGRAM TOTALS		0.5	6.0	140200	BUSINESS DATA PROCESSING
PROGRAM TOTALS		19.5	19.5		
BY DIVISION TOTALS			6.0		
					25.5

OKLAHOMA STATE DEPARTMENT OF VOCATIONAL AND TECHNICAL EDUCATION

PROGRAM PLANNING ASSISTANCE REPORT

PROGRAM MIX FOR - DISTRIBUTIVE EDUCATION
 PLANNING AREA - STATE OF OKLAHOMA
 PRIMARY OBJECTIVE - MAXIMIZE JOB PLACEMENT

COLLEGIATE PROGRAMS

PREPARATION DATE 08/07/74

PROGRAMS FORCED INTO SOLUTION - 10.0

PROGRAM DESCRIPTION	ON-GOING PROGRAMS	NEW PROGRAMS	TOTAL PROGRAMS	PROGRAM NUMBER	PROGRAM EMPHASIS DESCRIPTION
SALES OCCUPATIONS GOODS	0%	24%	24%	040200	APPAREL AND ACCESSORIES
SALES CLERK	0%	72%	72%	041200	INDUSTRIAL MARKETING
SALESMAN-UNIVER	0%	4%	4%	040300	AUTOMOTIVE
				042000	RETAIL TRADE
PROGRAM TOTALS	0.0	5.0	5.0		
189.108.0 MANAGEMENT TRAINEE	100%	100%	100%	049901	MIDMANAGEMENT
PROGRAM TOTALS	10.0	2.5	12.5		
DE DIVISION TOTALS	10.0	7.5	17.5		



OKLAHOMA STATE DEPARTMENT OF VOCATIONAL AND TECHNICAL EDUCATION

PROGRAM PLANNING ASSISTANCE REPORT

PROGRAM MIX FOR - HOME ECONOMICS EDUCATION COLLEGIATE PROGRAMS
 PLANNING AREA - STATE OF OKLAHOMA
 PRIMARY OBJECTIVE - MAXIMIZE JOB PLACEMENT PREPARATION DATE 08/07/74

PROGRAMS FORCED INTO SOLUTION - 2.0		PROGRAM MIX		PROGRAM EMPHASIS DESCRIPTION	
PROGRAMS	PERCENT	NEW PROGRAMS	TOTAL PROGRAMS	NUMBER	DESCRIPTION

D.O.T.					
359.870.0	30%	0%	30%		NURSERY SCHOOL ATTENDANT
359.870.1	70%	0%	70%		TEACHER AIDE

PROGRAM TOTALS					
	2.0	0.0	2.0		

781.884.0	0%	0%	0%		CUTTER, HAND OR MACHINE
785.321.0	0%	0%	0%		SEAMSTRESS OR TAILOR
786.767.0	0%	0%	0%		SEWING MACHINE OPERATOR

PROGRAM TOTALS					
	0.0	0.0	0.0		

THE DIVISION TOTALS					
	2.0	0.0	2.0		

PROGRAM EMPHASIS DESCRIPTION					
				090201	CARE AND GUIDANCE OF CHILDREN
				090202	CLOTHING MGMT., PROD. AND SERV.



OKLAHOMA STATE DEPARTMENT OF VOCATIONAL AND TECHNICAL EDUCATION
 PROGRAM PLANNING ASSISTANCE REPORT

PROGRAM MIX FOR - HEALTH OCCUPATIONS EDUCATION COLLEGIATE PROGRAMS
 PLANNING AREA - STATE OF OKLAHOMA PREPARATION DATE 08/07/74
 PRIMARY OBJECTIVE - MAXIMIZE JOB PLACEMENT

PROGRAMS FORCED INTO SOLUTION - 33.0	ON-GOING PROGRAMS	PROGRAM MIX	NEW PROGRAMS	TOTAL PROGRAMS	PROGRAM EMPHASIS DESCRIPTION
075.378.0	4.0	0.0	0.0	4.0	REGISTERED NURSE
079.378.0	13.0	0.0	0.0	13.0	LICENSED PRACTICAL NURSE
079.368.0	14.0	0.0	0.0	14.0	INHALATION THERAPY
070203	4.0	0.0	0.0	4.0	MEDICAL LABORATORY ASSISTANT
070301	100%	0%	0%	100%	NURSING (ASSOCIATE DEGREE)
070302	100%	0%	0%	100%	PRACTICAL VOCATIONAL NURSING
070903	100%	0%	0%	100%	INHALATION THERAPY
PROGRAM TOTALS	2.0	0.0	0.0	2.0	
HO DIVISION TOTALS	33.0	0.0	0.0	33.0	

OKLAHOMA STATE DEPARTMENT OF VOCATIONAL AND TECHNICAL EDUCATION
PROGRAM PLANNING ASSISTANCE REPORT

PROGRAM MIX FOR - TECHNICAL EDUCATION
PLANNING AREA - STATE OF OKLAHOMA
PRIMARY OBJECTIVE - MAXIMIZE JOB PLACEMENT
COLLEGIATE PROGRAMS
PREPARATION DATE 08/07/74

PROGRAMS FORCED INTO SOLUTION - .44.p	DESCRIPTION	GN-GOING PROGRAMS	PROGRAM MIX NEW PROGRAMS	TOTAL PROGRAMS	NUMBER	PROGRAM EMPHASIS DESCRIPTION
001.281.0	DRAFTSMAN ARCHITECTURAL	12%	0%	12%	100198	DRAFTING AND DESIGN
003.281.0	ELECTRICAL DRAFTSMAN	8%	0%	8%		
003.281.1	ELECTRONIC DRAFTSMAN	1%	0%	1%		
005.281.0	CIVIL DRAFTSMAN	7%	0%	7%		
007.181.1	TOOL DESIGNER	2%	0%	3%		
007.281.0	MECHANICAL DRAFTSMAN	61%	0%	60%		
010.281.0	GEOLOGICAL DRAFTSMAN	7%	0%	7%		
017.281.0	MAP DRAFTSMAN	2%	0%	2%		
PROGRAM TOTALS * 7.5 0.0 7.5						
029.281.0	LABORATORY TESTER	100%	0%	100%	160105	CHEMICAL TECHNOLOGY
PROGRAM TOTALS * 0.5 0.0 0.5						
003.181.0	ELECTRONICS TECHNICIAN	94%	0%	94%		
003.181.1	ELECTRICAL TECHNICIAN	6%	0%	6%	160108	ELECTRONIC TECHNOLOGY
PROGRAM TOTALS * 18.5 0.0 18.5						
710.281.0	INSTRUMENTMAN	100%	0%	100%	160112	INSTRUMENTATION TECHNOLOGY
PROGRAM TOTALS * 1.0 0.0 1.0						
710.281.1	ELECTROMECHANICAL TECHNICIAN	100%	0%	100%	172100	INSTRUMENT MAINTENANCE/REPAIR
PROGRAM TOTALS * 2.5 0.0 2.5						

OKLAHOMA STATE DEPARTMENT OF VOCATIONAL AND TECHNICAL EDUCATION
 PROGRAM PLANNING ASSISTANCE REPORT

PROGRAM MIX FOR - TECHNICAL EDUCATION COLLEGIATE PROGRAMS
 PLANNING AREA - STATE OF OKLAHOMA
 PRIMARY OBJECTIVE - MAXIMIZE JOB PLACEMENT PREPARATION DATE 08/07/74

PROGRAMS FORCED INTO SOLUTION - 44.0	ON-GOING PROGRAMS	NEW PROGRAMS	TOTAL PROGRAMS	PROGRAM MIX	PROGRAM EMPHASIS
DESCRIPTION	PERCENT	PERCENT	PERCENT	PERCENT	DESCRIPTION
007.181.0 MECHANICAL TECHNICIAN	0%	60%	21%		
638.281.0 MAINTENANCE MECH. MILLWRIGHT	100%	40%	79%		
PROGRAM TOTALS	2.0	1.0	3.0		
139.288.0 TECHNICAL PUBLICATIONS WRITER	100%	0%	100%		
PROGRAM TOTALS	3.5	0.0	3.5		
400.000.0 FARM MANAGER	100%	0%	100%		
PROGRAM TOTALS	0.5	0.0	0.5		
020.188.0 BUSINESS PROGRAMMER	100%	0%	100%		
219.382.1 DIGITAL COMPUTER OPERATOR	0%	0%	0%		
219.382.2 DETAIL PROGRAMMER	0%	0%	0%		
PROGRAM TOTALS	8.0	0.0	8.0		
TE DIVISION TOTALS	44.0	1.0	45.0		

15
 9.30

OKLAHOMA STATE DEPARTMENT OF VOCATIONAL AND TECHNICAL EDUCATION

PROGRAM PLANNING ASSISTANCE REPORT

COLLEGIATE PROGRAMS

PROGRAM MIX FOR - TRADE AND INDUSTRIAL EDUCATION
 PLANNING AREA - STATE OF OKLAHOMA
 PRIMARY OBJECTIVE - MAXIMIZE JOB PLACEMENT

PREPARATION DATE 08/07/74

PROGRAMS FORCED INTO SOLUTION - 9.5

PROGRAM MIX	ON-GOING PROGRAMS	NEW PROGRAMS	TOTAL PROGRAMS	NUMBER	PROGRAM EMPHASIS
637-281.0	AIR COND AND REFRIG. MECHANIC	100%	100%	170100	AIR CONDITIONING AND HEATING
PROGRAM TOTALS					
862-381.0	PLUMBER	0%	0%		
859-281.0	MAINTENANCE MAN EQUIPMENT	100%	100%	170107	PLUMBING AND PIPEFITTING
PROGRAM TOTALS					
807-381.0	AUTOBODY REPAIRMAN	100%	100%		
845-781.0	AUTO PAINTER	0%	0%	170301	BOOY AND FENDER
PROGRAM TOTALS					
620-281.0	AUTO MECHANIC	100%	100%		
620-281.1	AUTO AIR CONDITIONING	0%	0%	170302	AUTO MECHANICS
PROGRAM TOTALS					
185-168.0	AUTO PARTS MANAGER	0%	0%		
223-387.0	AUTO PARTS CLERK	0%	0%	170399	AUTOMOTIVE SERVICES
PROGRAM TOTALS					
PROGRAM TOTALS					
PROGRAM TOTALS					
PROGRAM TOTALS					



OKLAHOMA STATE DEPARTMENT OF VOCATIONAL AND TECHNICAL EDUCATION

PROGRAM PLANNING ASSISTANCE REPORT

PROGRAM MIX FOR - TRADE AND INDUSTRIAL EDUCATION COLLEGIATE PROGRAMS
 PLANNING AREA - STATE OF OKLAHOMA PREPARATION DATE 08/07/74
 PRIMARY OBJECTIVE - MAXIMIZE JOB PLACEMENT

PROGRAMS FORCED INTO SOLUTION - 5.5

D.O.T.	DESCRIPTION	PROGRAM MIX			TOTAL PROGRAMS	PROGRAM EMPHASIS
		ON-GOING PROGRAMS	NEW PROGRAMS	PROGRAMS		
141.021.0	ILLUSTRATOR COMMERCIAL ARTIST	0%	100%	58%		
141.081.1	LAYOUT MAN PRINTING AND PUB.	100%	0%	42%	170700 COMMERCIAL ART	

PROGRAM TOTALS		1.0	1.5	2.5
741.824.0	SPRAY PAINTER	0%	0%	0%
841.781.0	PAINTER AND PAPERHANGER	0%	0%	0%
860.381.0	CARPENTER	0%	0%	0%
899.381.0	MAINTENANCE BUILDING	0%	0%	0%

PROGRAM TOTALS		0.0	3.0	0.0
721.281.0	ELECTRIC MOTOR REPAIRMAN	0%	0%	0%
726.781.0	ELECTRONICS ASSEMBLER	0%	0%	0%
821.381.0	LINEMAN	0%	0%	0%
822.381.0	TELEPHONE INSTALLER	0%	0%	0%
824.281.0	ELECTRICIAN	0%	0%	0%
823.281.0	ELECTRONICS MECHANIC	100%	0%	100%
829.381.0	CABLE SPLICER	0%	0%	0%

PROGRAM TOTALS		0.5	0.0	0.5
844.881.0	CEMENT MASON	0%	0%	0%
861.381.0	BRICKLAYER	0%	0%	0%

PROGRAM TOTALS		0.0	0.0	0.0
		0%	0%	0%
		0%	0%	0%



OKLAHOMA STATE DEPARTMENT OF VOCATIONAL AND TECHNICAL EDUCATION

PROGRAM PLANNING ASSISTANCE REPORT

PROGRAM MIX FOR - TRADE AND INDUSTRIAL EDUCATION COLLEGIATE PROGRAMS
 PLANNING AREA - STATE OF OKLAHOMA
 PRIMARY OBJECTIVE - MAXIMIZE JOB PLACEMENT PREPARATION DATE 08/07/74

PROGRAMS FORCED INTO SOLUTION - 9.5

PROGRAM DESCRIPTION	CN-GOING PROGRAMS	PROGRAM MIX NEW PROGRAMS	TOTAL PROGRAMS	PROGRAM EMPHASIS NUMBER
D.C.T. DIESEL MECHANIC	100%	100%	100%	171200
PROGRAM TOTALS				
	1.5	6.0	7.5	
720.281.0 RADIO/TV REPAIRMAN	100%	0%	100%	
823.281.0 RADIO MECHANIC	0%	0%	0%	171503
PROGRAM TOTALS				
	0.5	0.0	0.5	
650.582.0 LINGTYPE OPERATOR	0%	19%	17%	
651.782.0 CYLINDER PRESSMAN	100%	14%	22%	
651.782.1 OFFSET PRESSMAN	0%	67%	61%	171902
PROGRAM TOTALS				
	0.5	4.5	5.0	
600.280.0 MACHINIST ALL AROUND	100%	0%	100%	
600.331.0 LAYOUTMAN MACHINE SHOP	0%	0%	0%	
609.280.0 PRECISION GRINDER	0%	0%	0%	
609.835.0 PRODUCTION MACH. TOOL OPERATOR	0%	0%	0%	
705.884.0 BENCH GRINDER	0%	0%	0%	172302
PROGRAM TOTALS				
	0.5	0.0	0.5	



OKLAHOMA STATE DEPARTMENT OF VOCATIONAL AND TECHNICAL EDUCATION

PROGRAM PLANNING ASSISTANCE REPORT

PROGRAM MIX FOR - TRADE AND INDUSTRIAL EDUCATION
 PLANNING AREA - STATE OF OKLAHOMA
 PRIMARY OBJECTIVE - MAXIMIZE JOB PLACEMENT

COLLEGIATE PROGRAMS

PREPARATION DATE 08/07/74

PROGRAMS FORCED INTO SOLUTION - 5.5.

OCCUPATIONAL EMPHASIS		PROGRAM MIX		PROGRAM EMPHASIS	
D.O.T.	DESCRIPTION	ON-GOING PROGRAMS	NEW PROGRAMS	NUMBER	DESCRIPTION
810.782.0	WELDING MACHINE OPERATOR	0%	0%		
810.884.0	WELDER, ARC	0%	0%		
810.884.1	WELDER, GAS	0%	0%		
812.884.0	WELDER, COMBINATION	0%	0%		
816.782.0	FLAME CUTTER, MACH. OPER.	0%	0%		
816.884.0	FLAME CUTTER, HAND	0%	0%		
PROGRAM TOTALS		0.0	0.0	172306	WELDING AND CUTTING
526.791.0	BAKER	0%	0%		
PROGRAM TOTALS		0.0	0.0	172901	BAKER
313.131.0	CHEF	0%	0%		
313.381.0	COOK	0%	0%		
PROGRAM TOTALS		0.0	0.0	172902	COOK/CHEF
625.281.1	SMALL ENGINE REPAIRMAN	100%	100%		
PROGRAM TOTALS		0.5	2.5	173100	SMALL GASOLINE ENGINE REPAIR
780.381.0	FURNITURE UPHOLSTERER	100%	0%		
PROGRAM TOTALS		0.5	0.0	173500	UPHOLSTERY

OKLAHOMA STATE DEPARTMENT OF VOCATIONAL AND TECHNICAL EDUCATION

PROGRAM PLANNING ASSISTANCE REPORT

COLLEGIATE PROGRAMS

PROGRAM MIX FOR - TRADE AND INDUSTRIAL EDUCATION
 PLANNING AREA - STATE OF OKLAHOMA
 PRIMARY OBJECTIVE - MAXIMIZE JOB PLACEMENT

PREPARATION DATE 08/07/74

PROGRAMS FORCED INTO SOLUTION - 9.5,

```

*****
*
* ----- PROGRAM MIX -----
*
* ON-GOING PROGRAMS NEW TOTAL
* D.O.T. DESCRIPTION PROGRAMS PROGRAMS PROGRAMS
*
* 624.231.0 FARM EQUIPMENT MECHANIC 0% 0% 0%
*
* 179902 FARM MACHINERY REPAIR
*
*****
    
```

```

*****
*
* PROGRAM TOTALS * 0.0 0.0 0.0
*
* TI DIVISION TOTALS 9.5 15.0 24.5
*
*****
    
```



OKLAHOMA STATE DEPARTMENT OF VOCATIONAL AND TECHNICAL EDUCATION
 PROGRAM PLANNING ASSISTANCE REPORT

COLLEGIATE PROGRAMS

PROGRAM MIX FOR - BUSINESS AND OFFICE EDUCATION
 PLANNING AREA - STATE OF OKLAHOMA
 PRIMARY OBJECTIVE - MAXIMIZE NUMBER OF PROGRAMS

PREPARATION DATE 08/07/74

PROGRAMS FORCED INTO SOLUTION - 19.5

D.O.T.	DESCRIPTION	ON-GOING PROGRAMS	PRGMS	NEW PRGMS	TOTAL PROGRAMS	NUMBER	PROGRAM EMPHASIS DESCRIPTION
160-288-0	COST ESTIMATOR	0%	0%	0%	0%		
168-288-0	CLAIMS EXAMINER	0%	0%	0%	0%		
186-158-0	BANK CASHIER	0%	0%	0%	0%		
209-368-1	STATEMENT CLERK	0%	0%	0%	0%		
210-368-0	BOOKKEEPER, HAND	0%	0%	0%	0%		
211-368-0	CASHIER	0%	0%	0%	0%		
212-368-0	BANK TELLER	0%	0%	0%	0%		
215-388-0	BOOKKEEPING MACHINE OPERATOR	0%	0%	0%	0%		
215-488-0	PAYROLL CLERK	0%	0%	0%	0%		
217-388-0	TRANSIT CLERK	0%	0%	0%	0%		
219-458-0	ACCOUNTING CLERK	100%	0%	0%	100%		
249-368-0	CREDIT CLERK	0%	0%	0%	0%		
249-368-1	CLAIMS CLERK INSURANCE	0%	0%	0%	0%		
249-368-2	NEW ACCOUNT CLERK	0%	0%	0%	0%		
PROGRAM TOTALS * 3.0 0.0 3.0							
162-158-1	PURCHASING AGENT	100%	69%	91%		140100	ACCOUNTING AND COMPUTING
162-288-0	TITLE CLERK	0%	31%	9%			
PROGRAM TOTALS * 4.0 2.0 6.0							
PROGRAM TOTALS * 7.0 2.0 9.0							
PROGRAM TOTALS * 140800 SUPERVISORY, ADM. AND MGMT.							



OKLAHOMA STATE DEPARTMENT OF VOCATIONAL AND TECHNICAL EDUCATION

PROGRAM PLANNING ASSISTANCE REPORT

PROGRAM MIX FOR - BUSINESS AND OFFICE EDUCATION
 PLANNING AREA - STATE OF OKLAHOMA
 PRIMARY OBJECTIVE - MAXIMIZE NUMBER OF PROGRAMS

COLLEGIATE PROGRAMS

PREPARATION DATE 08/07/74

PROGRAMS FORCED INTO SOLUTION - 19.5.

PROGRAM MIX FOR - BUSINESS AND OFFICE EDUCATION	COLLEGIATE PROGRAMS	PREPARATION DATE 08/07/74	PROGRAM MIX	PROGRAM EMPHASIS	PROGRAM DESCRIPTION
ON-GOING PROGRAMS	NEW PROGRAMS	TOTAL PROGRAMS	NUMBER		
209.388.0	0%	0%	*	140300	GENERAL OFFICE CLERICAL OCCUP.
213.328.0	0%	0%	*	140900	TYPING AND RELATED OCCUPATIONS
219.388.3	0%	0%	*	140700	SECRETARY OR STENOGRAPHER
219.253.4	0%	0%	*	140703	MEDICAL SECRETARY
237.388.0	0%	0%	*	140200	BUSINESS DATA PROCESSING
249.388.0	0%	0%	*		
PROGRAM TOTALS * 0.0 0.0 0.0					
201.368.0	100%	100%	*		
202.388.0	0%	0%	*		
PROGRAM TOTALS * 12.0 0.0 12.0					
213.382.0	0%	0%	*		
213.532.0	100%	100%	*		
213.782.0	0%	0%	*		
PROGRAM TOTALS * 0.5 0.0 0.5					
80 DIVISION TOTALS 19.5 2.0 21.5					



OKLAHOMA STATE DEPARTMENT OF VOCATIONAL AND TECHNICAL EDUCATION
 PROGRAM PLANNING ASSISTANCE REPORT

COLLEGIATE PROGRAMS

PROGRAM MIX FOR - DISTRIBUTIVE EDUCATION
 PLANNING AREA - STATE OF OKLAHOMA
 PREPARATION DATE 08/07/74
 PRIMARY OBJECTIVE - MAXIMIZE NUMBER OF PROGRAMS

PROGRAMS FORCED INTO SOLUTION - 10.0	ON-GOING PROGRAMS	PROGRAM MIX NEW PROGRAMS	TOTAL PROGRAMS	PROGRAM NUMBER	PROGRAM EMPHASIS DESCRIPTION
D.O.I.	0%	24%	24%	040200	APPAREL AND ACCESSORIES
260.-26.9 SALES OCCUPATIONS GOODS	0%	72%	72%	041200	INDUSTRIAL MARKETING
290.478.0 SALES CLERK	0%	4%	4%	040300	AUTOMOTIVE
292.358.0 SALESMAN-DRIVER				042000	RETAIL TRADE
PROGRAM TOTALS	0.0	5.0	5.0		
189.168.0 MANAGEMENT TRAINEE	100%	100%	100%	049901	MIDMANAGEMENT
PROGRAM TOTALS	10.0	2.5	12.5		
DE DIVISION TOTALS	10.0	7.5	17.5		



OKLAHOMA STATE DEPARTMENT OF VOCATIONAL AND TECHNICAL EDUCATION
 PROGRAM PLANNING ASSISTANCE REPORT

PROGRAM MIX FOR - HOME ECONOMICS EDUCATION COLLEGIATE PROGRAMS
 PLANNING AREA - STATE OF OKLAHOMA
 PRIMARY OBJECTIVE - MAXIMIZE NUMBER OF PROGRAMS PREPARATION DATE 08/07/74

PROGRAMS FORCED INTO SOLUTION -	2.0	PROGRAM MIX		TOTAL	PROGRAM EMPHASIS
DESCRIPTION	GN-GOING PROGRAMS	NEW PROGRAMS	PROGRAMS	PROGRAMS	DESCRIPTION
D.O.T.	30%	0%	30%		
359.878.0 NURSERY SCHOOL ATTENDANT	70%	0%	70%		
359.878.1 TEACHER AIDE					
PROGRAM TOTALS	2.0	0.0	2.0		
751.884.0 CUTTER, HAND OR MACHINE	0%	0%	0%		
785.381.0 SEAMSTRESS OR TAILOR	0%	0%	0%		
726.787.0 SEWING MACHINE OPERATOR	0%	0%	0%		
PROGRAM TOTALS	0.0	0.0	0.0		
THE DIVISION TOTALS	2.0	0.0	2.0		

090201 CARE AND GUIDANCE OF CHILDREN
 090202 CLOTHING MGMT., PROD. AND SERV.



OKLAHOMA STATE DEPARTMENT OF VOCATIONAL AND TECHNICAL EDUCATION
PROGRAM PLANNING ASSISTANCE REPORT

PROGRAM MIX FOR - HEALTH OCCUPATIONS EDUCATION COLLEGIATE PROGRAMS
PLANNING AREA - STATE OF OKLAHOMA
PRIMARY OBJECTIVE - MAXIMIZE NUMBER OF PROGRAMS PREPARATION DATE 08/07/74

PROGRAMS FORCED INTO SOLUTION -	33.0	PROGRAM MIX	TOTAL PROGRAMS	PROGRAM EMPHASIS DESCRIPTION
D.O.T.	ON-GOING PROGRAMS	PROGRAMS NEW	PROGRAMS	NUMBER
078.281.0	0%	69%	51%	MEDICAL TECHNOLOGIST
078.331.0	100%	9%	33%	MEDICAL LAB ASSISTANT
078.331.2	0%	22%	16%	MEDICAL LAB TECHNICIAN
PROGRAM TOTALS * 4.0 11.0 15.0 *				
075.378.0	100%	0%	100%	REGISTERED NURSE
PROGRAM TOTALS * 13.0 0.0 13.0 *				
079.576.0	100%	0%	100%	LICENSED PRACTICAL NURSE
PROGRAM TOTALS * 14.0 0.0 14.0 *				
079.368.0	100%	100%	100%	INHALATION THERAPY
PROGRAM TOTALS * 2.0 26.5 28.5 *				
HO DIVISION TOTALS 33.0 37.5 70.5				

OKLAHOMA STATE DEPARTMENT OF VOCATIONAL AND TECHNICAL EDUCATION

PROGRAM PLANNING ASSISTANCE REPORT

COLLEGIATE PROGRAMS

PROGRAM MIX FOR - TECHNICAL EDUCATION
 PLANNING AREA - STATE OF OKLAHOMA
 PRIMARY OBJECTIVE - MAXIMIZE NUMBER OF PROGRAMS

PREPARATION DATE 08/07/74

PROGRAMS FORCED INTO SOLUTION - 44.0	ON-GOING PROGRAMS	PROGRAM MIX NEW PROGRAMS	TOTAL PROGRAMS	PROGRAM EMPHASIS DESCRIPTION
001.281.0 DRAFTSMAN ARCHITECTURAL	12%	0%	12%	
003.281.0 ELECTRICAL DRAFTSMAN	8%	0%	8%	
003.281.1 ELECTRONIC DRAFTSMAN	1%	0%	1%	
005.281.0 CIVIL DRAFTSMAN	7%	0%	7%	
007.191.1 TOOL DESIGNER	2%	0%	2%	
007.281.0 MECHANICAL DRAFTSMAN	61%	0%	61%	
010.281.0 GEOLOGICAL DRAFTSMAN	7%	0%	7%	
017.281.0 MAP DRAFTSMAN	2%	0%	2%	

PROGRAM TOTALS	7.5	0.0	7.5	160198 DRAFTING AND DESIGN
029.281.0 LABORATORY TESTER	100%	0%	100%	

PROGRAM TOTALS	0.5	0.0	0.5	160105 CHEMICAL TECHNOLOGY
003.181.0 ELECTRONICS TECHNICIAN	94%	0%	94%	
003.181.1 ELECTRICAL TECHNICIAN	6%	0%	6%	

PROGRAM TOTALS	18.5	0.0	18.5	160108 ELECTRONIC TECHNOLOGY
710.281.0 INSTRUMENTMAN	100%	100%	100%	

PROGRAM TOTALS	1.0	7.5	8.5	160112 INSTRUMENTATION TECHNOLOGY 172100 INSTRUMENT MAINTENANCE/REPAIR
710.281.1 ELECTROMECHANICAL TECHNICIAN	100%	0%	100%	

PROGRAM TOTALS	2.5	0.0	2.5	160109 ELECTROMECHANICAL TECHNOLOGY



OKLAHOMA STATE DEPARTMENT OF VOCATIONAL AND TECHNICAL EDUCATION
PROGRAM PLANNING ASSISTANCE REPORT

COLLEGIATE PROGRAMS

PROGRAM MIX FOR - TECHNICAL EDUCATION
PLANNING AREA - STATE OF OKLAHOMA
PREPARATION DATE 08/07/74
PRIMARY OBJECTIVE - MAXIMIZE NUMBER OF PROGRAMS

PROGRAMS FORCED INTO SOLUTION - 44.0	ON-GOING PROGRAMS	PROGRAM MIX	NEW PROGRAMS	TOTAL PROGRAMS	PROGRAM EMPHASIS	NUMBER	PROGRAM DESCRIPTION
007.181.0 MECHANICAL TECHNICIAN	0%	0%	0%	0%			
638.281.0 MAINTENANCE MECH. MILLWRIGHT	100%	0%	0%	100%		160115	MECHANICAL TECHNOLOGY
PROGRAM TOTALS							
159.288.0 TECHNICAL PUBLICATIONS WRITER	2.0	0.0	0.0	2.0			
PROGRAM TOTALS							
400.000.0 FARM MANAGER	3.5	0.0	0.0	3.5			
PROGRAM TOTALS							
020.182.0 BUSINESS PROGRAMMER	100%	0%	0%	100%			
213.352.1 DIGITAL COMPUTER OPERATOR	0%	0%	0%	0%			
219.383.2 DETAIL PROGRAMMER	0%	0%	0%	0%			
PROGRAM TOTALS							
TE DIVISION TOTALS	44.0	7.5	0.0	51.5			

OKLAHOMA STATE DEPARTMENT OF VOCATIONAL AND TECHNICAL EDUCATION

PROGRAM PLANNING ASSISTANCE REPORT

PROGRAM MIX FOR - TRADE AND INDUSTRIAL EDUCATION COLLEGIATE PROGRAMS
 PLANNING AREA - STATE OF OKLAHOMA
 PRIMARY OBJECTIVE - MAXIMIZE NUMBER OF PROGRAMS PREPARATION DATE 08/07/74

PROGRAMS FORCED INTO SOLUTION - 9.5.

PROGRAM DESCRIPTION	ON-GOING PROGRAMS	PROGRAM MIX NEW PROGRAMS	TOTAL PROGRAMS	PROGRAM NUMBER	PROGRAM EMPHASIS DESCRIPTION
637.281.0 AIR COND AND REFRIG. MECHANIC	100%	0%	100%	170100	AIR CONDITIONING AND HEATING
PROGRAM TOTALS					
862.381.0 PLUMBER	0.5	0.0	0.5		
899.281.0 MAINTENANCE MAN EQUIPMENT	0%	0%	0%	170107	PLUMBING AND PIPEFITTING
PROGRAM TOTALS					
807.381.0 AUTOBODY REPAIRMAN	0.5	0.0	0.5		
845.781.0 AUTO PAINTER	100%	0%	100%	170301	BODY AND FENDER
PROGRAM TOTALS					
520.281.0 AUTO MECHANIC	1.0	0.0	1.0		
620.261.1 AUTO AIR CONDITIONING	0%	0%	0%	170302	AUTO MECHANICS
PROGRAM TOTALS					
185.168.0 AUTO PARTS MANAGER	2.0	0.0	2.0		
2.337.0 AUTO PARTS CLERK	0%	0%	0%	170399	AUTOMOTIVE SERVICES
	0%	0%	0%	040300	AUTOMOTIVE
PROGRAM TOTALS					
	0.0	0.0	0.0		



OKLAHOMA STATE DEPARTMENT OF VOCATIONAL AND TECHNICAL EDUCATION

PROGRAM PLANNING ASSISTANCE REPORT

PROGRAM MIX FOR - TRADE AND INDUSTRIAL EDUCATION COLLEGIATE PROGRAMS
 PLANNING AREA - STATE OF OKLAHOMA
 PRIMARY OBJECTIVE - MAXIMIZE NUMBER OF PROGRAMS PREPARATION DATE 08/07/74

PROGRAMS FORCED INTO SOLUTION - 9.5

D.O.Y.	DESCRIPTION	ON-GOING PROGRAMS	PROGRAM MIX NEW PROGRAMS	TOTAL PROGRAMS	NUMBER	PROGRAM EMPHASIS DESCRIPTION
141.081.0	ILLUSTRATOR COMMERCIAL ARTIST	0%	0%	0%		
141.081.1	LAYOUT MAN PRINTING AND PUB.	100%	0%	100%	170700	COMMERCIAL ART
PROGRAM TOTALS						
		1.0	0.0	1.0		
741.834.0	SPRAY PAINTER	0%	0%	0%		
841.781.0	PAINTER AND PAPERHANGER	0%	0%	0%		
869.381.0	CARPENTER	0%	0%	0%		
699.381.0	MAINTENANCE BUILDING	0%	0%	0%	171001	CARPENTRY
PROGRAM TOTALS						
		0.0	0.0	0.0		
721.281.0	ELECTRIC MOTOR REPAIRMAN	0%	0%	0%		
726.781.0	ELECTRONICS ASSEMBLER	100%	0%	100%		
821.381.0	LINEMAN	0%	0%	0%		
822.381.0	TELEPHONE INSTALLER	0%	0%	0%		
824.281.0	ELECTRICIAN	0%	0%	0%		
828.281.0	ELECTRONICS MECHANIC	0%	0%	0%		
829.381.0	CABLE SPLICER	0%	0%	0%	171002	ELECTRICITY
PROGRAM TOTALS						
		0.5	0.0	0.5		
844.884.0	CEMENT MASON	0%	0%	0%		
861.381.0	BRICKLAYER	0%	100%	100%	171004	MASONRY
PROGRAM TOTALS						
		0.0	0.5	0.5		

OKLAHOMA STATE DEPARTMENT OF VOCATIONAL AND TECHNICAL EDUCATION
 PROGRAM PLANNING ASSISTANCE REPORT

COLLEGIATE PROGRAMS

PROGRAM MIX FOR - TRADE AND INDUSTRIAL EDUCATION
 PLANNING AREA - STATE OF OKLAHOMA
 PREPARATION DATE 08/07/74
 PRIMARY OBJECTIVE - MAXIMIZE NUMBER OF PROGRAMS

PROGRAMS FORCED INTO SOLUTION - 9.5	PROGRAM MIX	TOTAL PROGRAMS	PROGRAM EMPHASIS
DESCRIPTION	NEW PROGRAMS	PROGRAMS	DESCRIPTION
D.O.T.	PROGRAMS	PROGRAMS	NUMBER
625.281.0 DIESEL MECHANIC	0%	100%	171200 DIESEL MECHANICS
PROGRAM TOTALS * 1.5 0.0 1.5			
720.281.0 RADIO/TV REPAIRMAN	0%	100%	
823.281.0 RADIO MECHANIC	0%	0%	171503 RADIO/TV
PROGRAM TOTALS * 0.5 0.0 0.5			
650.582.0 LINOTYPE OPERATOR	0%	100%	
651.782.0 CYLINDER PRESSMAN	0%	0%	
651.792.1 OFFSET PRESSMAN	0%	0%	171902 PRINTING
PROGRAM TOTALS * 0.5 0.0 0.5			
500.280.0 MACHINIST ALL ARGJND	0%	100%	
600.381.0 LAYOUTMAN MACHINE SHOP	0%	0%	
605.280.0 PRECISION GRINDER	0%	0%	
609.885.0 PRODUCTION MACH. TOOL OPERATOR	0%	0%	
705.854.0 BENCH GRINDER	0%	0%	172302 MACHINE SHOP
PROGRAM TOTALS * 0.5 0.0 0.5			

OKLAHOMA STATE DEPARTMENT OF VOCATIONAL AND TECHNICAL EDUCATION
 PROGRAM PLANNING ASSISTANCE REPORT

PROGRAM MIX FOR - TRADE AND INDUSTRIAL EDUCATION COLLEGIATE PROGRAMS
 PLANNING AREA - STATE OF OKLAHOMA
 PRIMARY OBJECTIVE - MAXIMIZE NUMBER OF PROGRAMS PREPARATION DATE 08/07/74

PROGRAMS FORCED INTO SOLUTION - 5.5.

PROGRAM DESCRIPTION	ON-GOING PROGRAMS	NEW PROGRAMS	TOTAL PROGRAMS	PROGRAM NUMBER	PROGRAM EMPHASIS DESCRIPTION
810.782.0 WELDING MACHINE OPERATOR	0%	0%	0%	172306	WELDING AND CUTTING
810.884.0 WELDER, ARC	0%	0%	0%		
810.904.1 WELDER, GAS	0%	0%	0%		
812.894.0 WELDER, COMBINATION	0%	0%	0%		
816.782.0 FLAME CUTTER, MACH. OPER.	0%	0%	0%		
816.884.0 FLAME CUTTER, HAND	0%	0%	0%		
PROGRAM TOTALS	0.0	0.0	0.0		

526.781.0 BAKER	0%	0%	0%	172901	BAKER
PROGRAM TOTALS	0.0	0.0	0.0		

313.131.0 CHEF	0%	0%	0%	172902	COOK/CHEF
313.381.0 COOK	0%	0%	0%		
PROGRAM TOTALS	0.0	0.0	0.0		

625.281.1 SMALL ENGINE REPAIRMAN	100%	0%	100%	173100	SMALL GASOLINE ENGINE REPAIR
PROGRAM TOTALS	1.0	0.0	1.0		

780.381.0 FURNITURE UPHOLSTERER	100%	0%	100%	173500	UPHOLSTERY
PROGRAM TOTALS	0.5	0.0	0.5		

OKLAHOMA STATE DEPARTMENT OF VOCATIONAL AND TECHNICAL EDUCATION

PROGRAM PLANNING ASSISTANCE REPORT

PROGRAM MIX FOR - TRADE AND INDUSTRIAL EDUCATION COLLEGIATE PROGRAMS
 PLANNING AREA - STATE OF OKLAHOMA
 PRIMARY OBJECTIVE - MAXIMIZE NUMBER OF PROGRAMS PREPARATION DATE 08/07/74

PROGRAMS FORCED INTO SOLUTION - 9.5.

PROGRAM DESCRIPTION	ON-GOING PROGRAMS	PROGRAM MIX NEW PROGRAMS	TOTAL PROGRAMS	PROGRAM EMPHASIS DESCRIPTION
624.281.0 FARM EQUIPMENT MECHANIC	0%	0%	0%	FARM MACHINERY REPAIR

PROGRAM TOTALS	0.0	0.0	0.0	
TI DIVISION TOTALS	9.5	0.5	10.0	

OKLAHOMA STATE DEPARTMENT OF VOCATIONAL AND TECHNICAL EDUCATION

PROGRAM PLANNING ASSISTANCE REPORT

PROGRAM MIX FOR - BUSINESS AND OFFICE EDUCATION
 PLANNING AREA - STATE OF OKLAHOMA
 PRIMARY OBJECTIVE - MINIMIZE TOTAL CCST

COLLEGIATE PROGRAMS

PREPARATION DATE 08/07/74

PROGRAMS FORCED INTO SOLUTION - 19.5

O.D.T.	DESCRIPTION	GN-GOING PROGRAMS	NEW PROGRAMS	TOTAL PROGRAMS	NUMBER	PROGRAM EMPHASIS DESCRIPTION
100.288.0	COST ESTIMATOR	0%	0%	0%	*	
168.288.0	CLAIMS EXAMINER	0%	0%	0%	*	
168.168.0	BANK CASHIER	0%	0%	0%	*	
209.388.1	STATEMENT CLERK	0%	0%	0%	*	
210.288.0	BOOKKEEPER, HAND	100%	0%	100%	*	
211.368.0	CASHIER	0%	0%	0%	*	
212.368.0	BANK TELLER	0%	0%	0%	*	
215.388.0	BOOKKEEPING MACHINE OPERATOR	0%	0%	0%	*	
215.488.0	PAYROLL CLERK	0%	0%	0%	*	
217.388.0	TRANSIT CLERK	0%	0%	0%	*	
219.488.0	ACCOUNTING CLERK	0%	0%	0%	*	
249.368.0	CREDIT CLERK	0%	0%	0%	*	
249.368.1	CLAIMS CLERK INSURANCE	0%	0%	0%	*	
249.368.2	NEW ACCOUNT CLERK	0%	0%	0%	*	
PROGRAM TOTALS						
162.158.1	PURCHASING AGENT	3.0	0.0	3.0	*	ACCOUNTING AND COMPUTING
162.288.0	TITLE CLERK	100%	0%	100%	*	
PROGRAM TOTALS						
		4.0	0.0	4.0	*	140600 SUPERVISORY, ADM. AND MGMT.

OKLAHOMA STATE DEPARTMENT OF VOCATIONAL AND TECHNICAL EDUCATION
 PROGRAM PLANNING ASSISTANCE REPORT

PROGRAM MIX FOR - HOME ECONOMICS EDUCATION
 PLANNING AREA - STATE OF OKLAHOMA
 PRIMARY OBJECTIVE - MINIMIZE TOTAL COST

COLLEGIATE PROGRAMS

PREPARATION DATE 08/07/74

PROGRAMS FORCED INTO SOLUTION: - 2.0		PROGRAM MIX		PROGRAM EMPHASIS	
DESCRIPTION	ON-GOING PROGRAMS	NEW PROGRAMS	TOTAL PROGRAMS	NUMBER	DESCRIPTION
0.0.T.	30%	0%	30%	*	
359.878.0 NURSERY SCHJOL ATTENDANT	70%	0%	70%	*	
359.878.1 TEACHER AIDE				*	
PROGRAM TOTALS * 2.0 0.0 2.0 *					
781.864.0 CUTTER, HAND DR MACHINE	0%	0%	0%	*	
785.381.0 SEAMSTRESS DR TAILOR	0%	0%	0%	*	
786.787.0 SEWING MACHINE OPERATOR	0%	0%	0%	*	
PROGRAM TOTALS * 0.0 0.0 0.0 *					
HE DIVISION TOTALS 2.0 0.0 2.0					

CARE AND GUIDANCE OF CHILDREN



OKLAHOMA STATE DEPARTMENT OF VOCATIONAL AND TECHNICAL EDUCATION
 PROGRAM PLANNING ASSISTANCE REPORT

PROGRAM MIX FOR - HEALTH OCCUPATIONS EDUCATION
 PLANNING AREA - STATE OF OKLAHOMA
 PRIMARY OBJECTIVE - MINIMIZE TOTAL COST

COLLEGIATE PROGRAMS

PREPARATION DATE 08/07/74

PROGRAMS FORCED INTO SOLUTION - 33.0	PROGRAM MIX	CN-GOING PROGRAMS	PROGRAMS NEW	TOTAL PROGRAMS	PROGRAM NUMBER	PROGRAM EMPHASIS DESCRIPTION
D.O.T.	100%	0%	0%	100%		
078.231.0 MEDICAL TECHNOLOGIST	0%	0%	0%	0%		
078.381.0 MEDICAL LAB ASSISTANT	0%	0%	0%	0%		
078.381.2 MEDICAL LAB TECHNICIAN	0%	0%	0%	0%		

PROGRAM TOTALS	4.0	0.0	0.0	4.0	070203	MEDICAL LABORATORY ASSISTANT
075.378.0 REGISTERED NURSE	100%	0%	0%	100%		
070301						NURSING (ASSOCIATE DEGREE)

PROGRAM TOTALS	13.0	0.0	0.0	13.0	070302	PRACTICAL VOCATIONAL NURSING
079.378.0 LICENSED PRACTICAL NURSE	100%	0%	0%	100%		

PROGRAM TOTALS	14.0	0.0	0.0	14.0	070903	INHALATION THERAPY
079.368.0 INHALATION THERAPY	100%	0%	0%	100%		

PROGRAM TOTALS	2.0	0.0	0.0	2.0		
HQ DIVISION TOTALS	33.0	0.0	0.0	33.0		



OKLAHOMA STATE DEPARTMENT OF VOCATIONAL AND TECHNICAL EDUCATION

PROGRAM PLANNING ASSISTANCE REPORT

PROGRAM MIX FOR - TECHNICAL EDUCATION
 PLANNING AREA - STATE OF OKLAHOMA
 PRIMARY OBJECTIVE - MINIMIZE TOTAL COST

COLLEGIATE PROGRAMS

PREPARATION DATE 08/07/74

PROGRAMS FORCED INTO SOLUTION - 44.0.

OCCUPATIONAL EMPHASIS		PROGRAM MIX		PROGRAM EMPHASIS	
D.O.T.	DESCRIPTION	ON-GOING PROGRAMS	NEW PROGRAMS	NUMBER	DESCRIPTION
001.281.0	DRAFTSMAN ARCHITECTURAL	12%	0%	12%	
003.281.0	ELECTRICAL DRAFTSMAN	8%	0%	8%	
003.281.1	ELECTRONIC DRAFTSMAN	1%	0%	1%	
005.281.0	CIVIL DRAFTSMAN	7%	0%	7%	
007.181.1	TOOL DESIGNER	3%	0%	3%	
007.281.0	MECHANICAL DRAFTSMAN	61%	0%	61%	
010.281.0	GEOLOGICAL DRAFTSMAN	7%	0%	7%	
017.281.0	MAP DRAFTSMAN	1%	0%	1%	
PROGRAM TOTALS		7.5	0.0	7.5	160198 DRAFTING AND DESIGN
029.281.0	LABORATORY TESTER	100%	0%	100%	
PROGRAM TOTALS		0.5	0.0	0.5	160105 CHEMICAL TECHNOLOGY
003.181.0	ELECTRONICS TECHNICIAN	94%	0%	94%	
003.181.1	ELECTRICAL TECHNICIAN	6%	0%	6%	
PROGRAM TOTALS		18.5	0.0	18.5	160108 ELECTRONIC TECHNOLOGY
710.281.0	INSTRUMENTMAN	100%	0%	100%	
PROGRAM TOTALS		1.0	0.0	1.0	160112 INSTRUMENTATION TECHNOLOGY 172100 INSTRUMENT MAINTENANCE/REPAIR
710.281.1	ELECTROMECHANICAL TECHNICIAN	100%	0%	100%	
PROGRAM TOTALS		2.5	0.0	2.5	160109 ELECTROMECHANICAL TECHNOLOGY

OKLAHOMA STATE DEPARTMENT OF VOCATIONAL AND TECHNICAL EDUCATION

PROGRAM PLANNING ASSISTANCE REPORT

COLLEGIATE PROGRAMS

PROGRAM MIX FOR - TECHNICAL EDUCATION
 PLANNING AREA - STATE OF OKLAHOMA
 PRIMARY OBJECTIVE - MINIMIZE TOTAL COST

PREPARATION DATE 08/07/74

PROGRAMS FORCED INTO SOLUTION - 44.0.

DESCRIPTION	CN-GING PROGRAMS	NEW PROGRAMS	TOTAL PROGRAMS	NUMBER	PROGRAM EMPHASIS DESCRIPTION
007.181.0 MECHANICAL TECHNICIAN	0%	0%	0%		
638.281.0 MAINTENANCE MECH. MILLWRIGHT	100%	0%	100%	160113	MECHANICAL TECHNOLOGY
PROGRAM TOTALS					
139.288.0 TECHNICAL PUBLICATIONS WRITER	100%	0%	100%	160197	TECHNICAL WRITING
PROGRAM TOTALS					
400.000.0 FARM MANAGER	100%	0%	100%	160201	RANCH OPERATION
PROGRAM TOTALS					
020.188.0 BUSINESS PROGRAMMER	100%	0%	100%		
213.382.1 DIGITAL COMPUTER OPERATOR	0%	0%	0%		
219.388.2 DETAIL PROGRAMMER	0%	0%	0%	160401	COMPUTER SCIENCE
PROGRAM TOTALS					
TE DIVISION TOTALS					
	44.0	0.0	44.0		



OKLAHOMA STATE DEPARTMENT OF VOCATIONAL AND TECHNICAL EDUCATION
 PROGRAM PLANNING ASSISTANCE REPORT

COLLEGIATE PROGRAMS

PROGRAM MIX FOR - TRADE AND INDUSTRIAL EDUCATION
 PLANNING AREA - STATE OF OKLAHOMA
 PRIMARY OBJECTIVE - MINIMIZE TOTAL COST

PREPARATION DATE 08/07/74

PROGRAMS FORCED INTO SOLUTION - 9.5	ON-GOING PROGRAMS	PROGRAM MIX	NEW PROGRAMS	TOTAL PROGRAMS	PROGRAM EMPHASIS
DESCRIPTION	PROGRAMS	PROGRAMS	PROGRAMS	PROGRAMS	DESCRIPTION
637.281.0 AIR COND AND REFRIG. MECHANIC	100%	0%	100%	100%	170100 AIR CONDITIONING AND HEATING
PROGRAM TOTALS	0.5	0.0	0.5	0.5	
862.381.0 PLUMBER	0%	0%	0%	0%	
899.281.0 MAINTENANCE MAN EQUIPMENT	100%	0%	100%	100%	170107 PLUMBING AND PIPEFITTING
PROGRAM TOTALS	0.5	0.0	0.5	0.5	
807.381.0 AUTOBODY REPAIRMAN	100%	0%	100%	100%	
845.781.0 AUTOC PAINTER	0%	0%	0%	0%	170301 BODY AND FENDER
PROGRAM TOTALS	1.0	0.0	1.0	1.0	
620.281.0 AUTO MECHANIC	100%	0%	100%	100%	
620.281.1 AUTO AIR CONDITIONING	0%	0%	0%	0%	170302 AUTO MECHANICS
PROGRAM TOTALS	2.0	0.0	2.0	2.0	
185.168.0 AUTO PARTS MANAGER	0%	0%	0%	0%	170399 AUTOMOTIVE SERVICES
223.387.0 AUTO PARTS CLERK	0%	0%	0%	0%	040300 AUTOMOTIVE
PROGRAM TOTALS	0.0	0.0	0.0	0.0	

OKLAHOMA STATE DEPARTMENT OF VOCATIONAL AND TECHNICAL EDUCATION
 PROGRAM PLANNING ASSISTANCE REPORT

COLLEGIATE PROGRAMS

PROGRAM MIX FOR - TRADE AND INDUSTRIAL EDUCATION
 PLANNING AREA - STATE OF OKLAHOMA
 PRIMARY OBJECTIVE - MINIMIZE TOTAL COST

PREPARATION DATE 08/07/74

PROGRAMS FORCED INTO SOLUTION - 9.5

PROGRAM MIX	ON-GOING PROGRAMS	NEW PROGRAMS	TOTAL PROGRAMS	PROGRAM EMPHASIS	PROGRAM DESCRIPTION
*****	*****	*****	*****	*****	*****
D.O.T.	0%	0%	0%	170700	COMMERCIAL ART
141.081.0	100%	0%	100%		
141.081.1	0%	0%	0%		
*****	*****	*****	*****	*****	*****
PROGRAM TOTALS	1.0	0.0	1.0		
741.884.0	0%	0%	0%	171001	CARPENTRY
841.791.0	0%	0%	0%		
860.381.0	0%	0%	0%		
899.381.0	0%	0%	0%		
*****	*****	*****	*****	*****	*****
PROGRAM TOTALS	0.0	0.0	0.0		
*****	*****	*****	*****	*****	*****
ELECTRIC MOTOR REPAIRMAN	0%	0%	0%		
726.781.0	100%	0%	100%		
821.381.0	0%	0%	0%		
822.381.0	0%	0%	0%		
824.281.0	0%	0%	0%		
828.261.0	0%	0%	0%	171002	ELECTRICITY
829.381.0	0%	0%	0%		
*****	*****	*****	*****	*****	*****
PROGRAM TOTALS	0.5	0.0	0.5		
844.884.0	0%	0%	0%	171004	MASONRY
861.381.0	0%	0%	0%		
*****	*****	*****	*****	*****	*****
PROGRAM TOTALS	0.0	0.0	0.0		



OKLAHOMA STATE DEPARTMENT OF VOCATIONAL AND TECHNICAL EDUCATION

PROGRAM PLANNING ASSISTANCE REPORT

COLLEGIATE PROGRAMS

PROGRAM MIX FOR - TRADE AND INDUSTRIAL EDUCATION

PLANNING AREA - STATE JF OKLAHOMA

PRIMARY OBJECTIVE - MINIMIZE TOTAL CCST

PROGRAMS FORCED INTO SOLUTION - 9.5,

PREPARATION DATE 08/07/74

PROGRAM DESCRIPTION	ON-GOING PROGRAMS	NEW PROGRAMS	TOTAL PROGRAMS	PROGRAM MIX	PROGRAM NUMBER	PROGRAM EMPHASIS DESCRIPTION
625.281.0 DIESEL MECHANIC	1.00%	0%	1.00%		171200	DIESEL MECHANICS
PROGRAM TOTALS						
	1.5	0.0	1.5			
720.281.0 RADIO/TV REPAIRMAN	1.00%	0%	1.00%		171503	RADIO/TV
823.281.0 RADIO MECHANIC	0%	0%	0%			
PROGRAM TOTALS						
	0.5	0.0	0.5			
650.582.0 LINOTYPE OPERATOR	1.00%	0%	1.00%			
651.782.0 CYLINDER PRESSMAN	0%	0%	0%		171902	PRINTING
651.782.1 OFFSET PRESSMAN	0%	0%	0%			
PROGRAM TOTALS						
	0.5	0.0	0.5			
600.280.0 MACHINIST ALL AROUND	1.00%	0%	1.00%		172302	MACHINE SHOP
600.381.0 LAYOUTMAN MACHINE SHOP	0%	0%	0%			
603.280.0 PRECISION GRINDER	0%	0%	0%			
509.685.0 PRODUCTION MACH. TOOL OPERATOR	0%	0%	0%			
705.884.0 BENCH GRINDER	0%	0%	0%			
PROGRAM TOTALS						
	0.5	0.0	0.5			

OKLAHOMA STATE DEPARTMENT OF VOCATIONAL AND TECHNICAL EDUCATION
 PROGRAM PLANNING ASSISTANCE REPORT

PROGRAM MIX FOR - TRADE AND INDUSTRIAL EDUCATION COLLEGIATE PROGRAMS
 PLANNING AREA - STATE OF OKLAHOMA
 PRIMARY OBJECTIVE - MINIMIZE TOTAL COST

PREPARATION DATE 08/07/74

PROGRAMS FORCED INTO SOLUTION - 9.5

OCCUPATIONAL EMPHASIS		PROGRAM MIX		PROGRAM EMPHASIS	
D.O.T.	DESCRIPTION	GN-GOING PROGRAMS	NEW PROGRAMS	TOTAL PROGRAMS	NUMBER
810.782.0	WELDING MACHINE OPERATOR	0%	0%	0%	
810.834.0	WELDER, ARC	0%	0%	0%	
810.834.1	WELDER, GAS	0%	0%	0%	
812.884.0	WELDER, COMBINATION	0%	0%	0%	
815.782.0	FLAME CUTTER, MACH. OPER.	0%	0%	0%	
816.884.0	FLAME CUTTER, HAND	0%	0%	0%	
PROGRAM TOTALS		0.0	0.0	0.0	172306 WELDING AND CUTTING
526.781.0	BAKER	0%	0%	0%	
PROGRAM TOTALS		0.0	0.0	0.0	172901 BAKER
313.131.0	CHEF	0%	0%	0%	
313.381.0	COOK	0%	0%	0%	
PROGRAM TOTALS		0.0	0.0	0.0	172902 COOK/CHEF
625.281.1	SMALL ENGINE REPAIRMAN	100%	0%	100%	
PROGRAM TOTALS		0.0	0.0	0.0	173100 SMALL GASOLINE ENGINE REPAIR
780.381.0	FURNITURE UPHOLSTERER	0.5	0.0	0.5	
PROGRAM TOTALS		100%	0%	100%	173500 UPHOLSTERY
PROGRAM TOTALS		0.5	0.0	0.5	

300



OKLAHOMA STATE DEPARTMENT OF VOCATIONAL AND TECHNICAL EDUCATION
 PROGRAM PLANNING ASSISTANCE REPORT

PROGRAM MIX FOR - TRADE AND INDUSTRIAL EDUCATION COLLEGIATE PROGRAMS
 PLANNING AREA - STATE OF OKLAHOMA PREPARATION DATE 08/07/74
 PRIMARY OBJECTIVE - MINIMIZE TOTAL CCST

PROGRAMS FORCED INTO SOLUTION -	9.5	PROGRAM MIX		
-----	-----	ON-GOING	NEW	TOTAL
DESCRIPTION	PROGRAMS	PROGRAMS	PROGRAMS	PROGRAMS
624.281.0 FARM EQUIPMENT MECHANIC	0%	0%	0%	0%
-----	-----	-----	-----	-----
PROGRAM TOTALS	0.0	0.0	0.0	0.0
TI DIVISION TOTALS	9.5	0.0	0.0	9.5

OKLAHOMA STATE DEPARTMENT OF VOCATIONAL AND TECHNICAL EDUCATION

PROGRAM PLANNING ASSISTANCE REPORT

PROGRAM MIX FOR - BUSINESS AND OFFICE EDUCATION
 PLANNING AREA - STATE OF OKLAHOMA
 PRIMARY OBJECTIVE - MAXIMIZE SOCIAL BENEFITS

COLLEGIATE PROGRAMS

PREPARATION DATE 08/07/74

PROGRAMS FORCED INTO SOLUTION - 19.5

D.O.T.	DESCRIPTION	ON-GOING PROGRAMS	NEW PROGRAMS	TOTAL PROGRAMS	PROGRAM EMPHASIS DESCRIPTION
160.288.0	COST ESTIMATOR	5%	0%	9%	
163.288.0	CLAIMS EXAMINER	0%	0%	0%	
186.168.0	BANK CASHIER	9%	0%	9%	
209.368.1	STATEMENT CLERK	9%	0%	9%	
210.368.0	BOOKKEEPER, HAND	0%	0%	0%	
211.368.0	CASHIER	0%	0%	0%	
212.368.0	BANK TELLER	0%	0%	0%	
215.388.0	BOOKKEEPING MACHINE OPERATOR	0%	0%	0%	
217.388.0	PAYROLL CLERK	37%	0%	37%	
219.488.0	TRANSIT CLERK	9%	0%	9%	
249.368.0	ACCOUNTING CLERK	0%	0%	0%	
249.368.1	CREDIT CLERK	0%	0%	0%	
249.368.1	CLAIMS CLERK INSURANCE	18%	0%	18%	
249.368.2	NEW ACCOUNT CLERK	9%	0%	9%	
PROGRAM TOTALS					ACCOUNTING AND COMPUTING
162.153.1	PURCHASING AGENT	3.0	0.0	3.0	
162.288.0	TITLE CLERK	100%	69%	91%	
PROGRAM TOTALS					SUPERVISORY, ADM. AND MGMT.
		0%	31%	9%	
		4.0	2.0	6.0	

OKLAHOMA STATE DEPARTMENT OF VOCATIONAL AND TECHNICAL EDUCATION

PROGRAM PLANNING ASSISTANCE REPORT

PROGRAM MIX FOR - BUSINESS AND OFFICE EDUCATION
 PLANNING AREA - STATE OF OKLAHOMA
 PRIMARY OBJECTIVE - MAXIMIZE SOCIAL BENEFITS

COLLEGIATE PROGRAMS

PREPARATION DATE 08/07/74

PROGRAMS FORCED INTO SOLUTION - 19.5

PROGRAM MIX		PROGRAM MIX		PROGRAM MIX	
ON-GOING PROGRAMS	NEW PROGRAMS	ON-GOING PROGRAMS	NEW PROGRAMS	ON-GOING PROGRAMS	NEW PROGRAMS
0%	0%	0%	0%	0%	0%
***** PROGRAM EMPHASIS DESCRIPTION *****					
D.C.T.					
209.388.0	CLERK TYPIST	0%	0%	0%	0%
219.388.0	SORTING CLERK	0%	0%	0%	0%
219.388.3	GENERAL OFFICE CLERK	0%	0%	0%	0%
219.388.4	TIMEKEEPER	0%	0%	0%	0%
237.388.0	ADMITTING CLERK	0%	0%	0%	0%
249.388.0	LOAN CLOSER	0%	0%	0%	0%
***** PROGRAM TOTALS *****					
0.0	0.0	0.0	0.0	0.0	0.0
***** SECRETARY *****					
201.388.0	SECRETARY	100%	0%	100%	0%
202.388.0	STENOGRAPHER	0%	0%	0%	0%
***** PROGRAM TOTALS *****					
12.0	0.0	12.0	0.0	12.0	0.0
***** CARD TO TAPE CONVERTER OPER *****					
213.382.0	CARD TO TAPE CONVERTER OPER	0%	0%	0%	0%
213.582.0	KEYPUNCH OPERATOR	100%	0%	100%	0%
213.782.0	TABULATING MACHINE OPERATOR	0%	0%	0%	0%
***** PROGRAM TOTALS *****					
0.5	0.0	0.5	0.0	0.5	0.0
***** 80 DIVISION TOTALS *****					
19.5	2.0	19.5	2.0	21.5	2.0

140300 GENERAL OFFICE CLERICAL OCCUP.
 140900 TYPING AND RELATED OCCUPATIONS

140700 SECRETARY OR STENOGRAPHER
 140703 MEDICAL SECRETARY

140200 BUSINESS DATA PROCESSING

OKLAHOMA STATE DEPARTMENT OF VOCATIONAL AND TECHNICAL EDUCATION

PROGRAM PLANNING ASSISTANCE REPORT

PROGRAM MIX FOR - DISTRIBUTIVE EDUCATION

PLANNING AREA - STATE OF OKLAHOMA

PRIMARY OBJECTIVE - MAXIMIZE SOCIAL BENEFITS

COLLEGIATE PROGRAMS

PREPARATION DATE 08/07/74

PROGRAMS FORCED INTO SOLUTION - 10.0

PROGRAM DESCRIPTION	ON-GOING PROGRAMS	PROGRAM MIX	NEW PROGRAMS	TOTAL PROGRAMS	PROGRAM EMPHASIS
D.O.T.	0%	24%	72%	24%	
260.-28.9 SALES OCCUPATIONS GOODS	0%	72%	4%	72%	
290.478.0 SALES CLERK	0%	4%		4%	
292.358.0 SALES MAN-DRIVER					
PROGRAM TOTALS					
189.158.0 MANAGEMENT TRAINEE	0.0	5.0	5.0	100%	049901 MIDMANAGEMENT
PROGRAM TOTALS					
PROGRAM TOTALS	10.0	2.5	12.5	100%	
DE DIVISION TOTALS					
DE DIVISION TOTALS	10.0	7.5	17.5		



OKLAHOMA STATE DEPARTMENT OF VOCATIONAL AND TECHNICAL EDUCATION
 PROGRAM PLANNING ASSISTANCE REPORT

COLLEGIATE PROGRAMS

PREPARATION DATE 08/07/74

PROGRAM MIX FOR - HOME ECONOMICS EDUCATION
 PLANNING AREA - STATE OF OKLAHOMA
 PRIMARY OBJECTIVE - MAXIMIZE SOCIAL BENEFITS

PROGRAMS FORCED INTO SOLUTION -	2.0	PROGRAM MIX		PROGRAM EMPHASIS
DESCRIPTION	ON-GOING PROGRAMS	NEW PROGRAMS	TOTAL PROGRAMS	DESCRIPTION
	30%	0%	30%	NUMBER
359.875.0 NURSERY SCHOOL ATTENDANT	70%	0%	70%	090201 CARE AND GUIDANCE OF CHILDREN
359.878.1 TEACHER AIDE				
PROGRAM TOTALS				
	2.0	0.0	2.0	
761.834.0 CUTTER, HAND OR MACHINE	0%	0%	0%	
785.391.0 SEAMSTRESS OR TAILOR	0%	0%	0%	
786.797.0 SEWING MACHINE OPERATOR	0%	0%	0%	090202 CLOTHING MGMT., PROD. AND SERV.
PROGRAM TOTALS				
	0.0	0.0	0.0	
THE DIVISION TOTALS				
	2.0	0.0	2.0	



OKLAHOMA STATE DEPARTMENT OF VOCATIONAL AND TECHNICAL EDUCATION

PROGRAM PLANNING ASSISTANCE REPORT

PROGRAM MIX FOR - HEALTH OCCUPATIONS EDUCATION
 PLANNING AREA - STATE OF OKLAHOMA
 PRIMARY OBJECTIVE - MAXIMIZE SOCIAL BENEFITS

COLLEGIATE PROGRAMS

PREPARATION DATE 08/07/74

PROGRAMS FORCED INTO SOLUTION - 33.0	ON-GOING PROGRAMS	PROGRAM MIX NEW PROGRAMS	TOTAL PROGRAMS	PROGRAM EMPHASIS DESCRIPTION
075.378.0 REGISTERED NURSE	4.0	0.0	4.0	070203 MEDICAL LABORATORY ASSISTANT
PROGRAM TOTALS	4.0	0.0	4.0	
079.378.0 LICENSED PRACTICAL NURSE	13.0	0.0	13.0	070301 NURSING (ASSOCIATE DEGREE)
PROGRAM TOTALS	13.0	0.0	13.0	
079.308.0 INHALATION THERAPY	14.0	0.0	14.0	070302 PRATICAL VUCATIONAL NURSING
PROGRAM TOTALS	14.0	0.0	14.0	
PROGRAM TOTALS	2.0	0.0	2.0	070903 INHALATION THERAPY
HO DIVISION TOTALS	33.0	0.0	33.0	

OKLAHOMA STATE DEPARTMENT OF VOCATIONAL AND TECHNICAL EDUCATION

PROGRAM PLANNING ASSISTANCE REPORT

PROGRAM MIX FOR - TECHNICAL EDUCATION

PLANNING AREA - STATE OF OKLAHOMA

PRIMARY OBJECTIVE - MAXIMIZE SOCIAL BENEFITS

COLLEGIATE PROGRAMS

PREPARATION DATE 08/07/74

PROGRAMS FORCED INTO SOLUTION - 44.0

PROGRAMS FORCED INTO SOLUTION - 44.0	PROGRAM MIX	PROGRAM EMPHASIS	DESCRIPTION	PROGRAMS	NEW PROGRAMS	TOTAL PROGRAMS	NUMBER	PROGRAM DESCRIPTION
D.O.T.	GOING PROGRAMS	PROGRAMS						
001.281.0	12%	0%	DRAFTSMAN ARCHITECTURAL	12%	0%	12%		
003.281.0	8%	0%	ELECTRICAL DRAFTSMAN	8%	0%	8%		
003.281.1	1%	0%	ELECTRONIC DRAFTSMAN	1%	0%	1%		
005.281.0	7%	0%	CIVIL DRAFTSMAN	7%	0%	7%		
007.181.1	2%	0%	TUJL DESIGNER	2%	0%	2%		
007.281.0	61%	0%	MECHANICAL DRAFTSMAN	61%	0%	60%		
010.281.0	7%	0%	GEOLOGICAL DRAFTSMAN	7%	0%	7%		
017.281.0	2%	0%	MAP DRAFTSMAN	2%	0%	2%		160198 DRAFTING AND DESIGN
PROGRAM TOTALS				7.5	0.0	7.5		
029.281.0	100%	0%	LABORATORY TESTER	100%	0%	100%		160105 CHEMICAL TECHNOLOGY
PROGRAM TOTALS				0.5	0.0	0.5		
003.181.0	94%	0%	ELECTRONICS TECHNICIAN	94%	0%	94%		
003.181.1	6%	0%	ELECTRICAL TECHNICIAN	6%	0%	6%		160108 ELECTRONIC TECHNOLOGY
PROGRAM TOTALS				18.5	0.0	18.5		
710.261.0	100%	0%	INSTRUMENTMAN	100%	0%	100%		160112 INSTRUMENTATION TECHNOLOGY 172100 INSTRUMENT MAINTENANCE/REPAIR
PROGRAM TOTALS				1.0	0.0	1.0		
710.281.1	100%	0%	ELECTROMECHANICAL TECHNICIAN	100%	0%	100%		160109 ELECTROMECHANICAL TECHNOLOGY
PROGRAM TOTALS				2.5	0.0	2.5		

OKLAHOMA STATE DEPARTMENT OF VOCATIONAL AND TECHNICAL EDUCATION
 PROGRAM PLANNING ASSISTANCE REPORT

COLLEGIATE PROGRAMS

PROGRAM MIX FOR - TECHNICAL EDUCATION
 PLANNING AREA - STATE OF OKLAHOMA
 PRIMARY OBJECTIVE - MAXIMIZE SOCIAL BENEFITS

PREPARATION DATE 08/07/74

PROGRAMS FORCED INTO SOLUTION - 44.0

PROGRAM MIX	ON-GOING PROGRAMS	NEW PROGRAMS	TOTAL PROGRAMS	PROGRAM EMPHASIS
0.0.1.0	0%	60%	21%	TECHNICAL WRITING
007.181.0	1.00%	40%	79%	MECHANICAL TECHNOLOGY
638.281.0				
PROGRAM TOTALS	2.0	1.0	3.0	
139.288.0	100%	0%	100%	TECHNICAL WRITING
PROGRAM TOTALS	3.5	0.0	3.5	
400.000.0	100%	0%	100%	RANCH OPERATION
PROGRAM TOTALS	0.5	0.0	0.5	
020.188.0	0%	0%	0%	BUSINESS PROGRAMMER
213.382.1	100%	0%	100%	DIGITAL COMPUTER OPERATOR
219.388.2				DETAIL PROGRAMMER
PROGRAM TOTALS	8.0	0.0	8.0	COMPUTER SCIENCE
TE DIVISION TOTALS	44.0	1.0	45.0	



OKLAHOMA STATE DEPARTMENT OF VOCATIONAL AND TECHNICAL EDUCATION
 PROGRAM PLANNING ASSISTANCE REPORT

PROGRAM MIX FOR - TRADE AND INDUSTRIAL EDUCATION COLLEGIATE PROGRAMS
 PLANNING AREA - STATE OF OKLAHOMA
 PRIMARY OBJECTIVE - MAXIMIZE SOCIAL BENEFITS

PREPARATION DATE 08/07/74

PROGRAMS FORCED INTO SOLUTION - 9.5

PROGRAM DESCRIPTION	ON-GOING PROGRAMS	NEW PROGRAMS	TOTAL PROGRAMS	PROGRAM NUMBER	PROGRAM EMPHASIS
057.281.0 AIR COND AND REFRIG. MECHANIC	100%	100%	100%	170100	AIR CONDITIONING AND HEATING
PROGRAM TOTALS					
662.381.0 PLUMBER	0.5	0.5	1.0		
399.281.0 MAINTENANCE MAN EQUIPMENT	100%	0%	100%	170107	PLUMBING AND PIPEFITTING
PROGRAM TOTALS					
207.381.0 AUTO BODY REPAIRMAN	0.5	0.0	0.5		
645.781.0 AUTO PAINTER	0%	0%	0%	170301	BODY AND FENDER
PROGRAM TOTALS					
620.281.0 AUTO MECHANIC	1.0	0.0	1.0		
620.231.1 AUTO AIR CONDITIONING	0%	0%	0%	170302	AUTO MECHANICS
PROGRAM TOTALS					
185.168.0 AUTO PARTS MANAGER	2.0	0.0	2.0		
223.387.0 AUTO PARTS CLERK	0%	0%	0%	170399	AUTOMOTIVE SERVICES
	0%	0%	0%	040300	AUTOMOTIVE
PROGRAM TOTALS					
	0.0	0.0	0.0		

OKLAHOMA STATE DEPARTMENT OF VOCATIONAL AND TECHNICAL EDUCATION
 PROGRAM PLANNING ASSISTANCE REPORT

COLLEGIATE PROGRAMS

PREPARATION DATE 08/07/74

PROGRAM MIX FOR - TRADE AND INDUSTRIAL EDUCATION
 PLANNING AREA - STATE OF OKLAHOMA
 PRIMARY OBJECTIVE - MAXIMIZE SOCIAL BENEFITS

PROGRAMS FORCED INTO SOLUTION - 9.5.

D.O.T.	DESCRIPTION	ON-GOING PROGRAMS	NEW PROGRAMS	TOTAL PROGRAMS	PROGRAM NUMBER	PROGRAM EMPHASIS DESCRIPTION
141.081.0	ILLUSTRATOR COMMERCIAL ARTIST	0%	100%	58%		
141.081.1	LAYOUT MAN PRINTING AND PUB.	100%	0%	42%	170700	COMMERCIAL ART
PROGRAM TOTALS						
		1.0	1.5	2.5		
741.884.0	SPRAY PAINTER	0%	0%	0%		
841.781.0	PAINTER AND PAPERHANGER	0%	0%	0%		
860.381.0	CARPENTER	0%	0%	0%		
899.381.0	MAINTENANCE BUILDING	0%	0%	0%	171001	CARPENTRY
PROGRAM TOTALS						
		0.0	0.0	0.0		
721.281.0	ELECTRIC MOTOR REPAIRMAN	0%	0%	0%		
726.781.0	ELECTRONICS ASSEMBLER	0%	0%	0%		
821.381.0	LINEMAN	0%	0%	0%		
822.381.0	TELEPHONE INSTALLER	0%	0%	0%		
824.281.0	ELECTRICIAN	100%	100%	100%		
828.281.0	ELECTRONICS MECHANIC	0%	0%	0%		
829.381.0	CABLE SPlicer	0%	0%	0%	171002	ELECTRICITY
PROGRAM TOTALS						
		0.5	5.0	5.5		
844.864.0	CEMENT MASON	0%	0%	0%		
861.381.0	BRICKLAYER	0%	100%	100%	171004	MASONRY
PROGRAM TOTALS						
		0.0	2.0	2.0		



OKLAHOMA STATE DEPARTMENT OF VOCATIONAL AND TECHNICAL EDUCATION

PROGRAM PLANNING ASSISTANCE REPORT

PROGRAM MIX FOR - TRADE AND INDUSTRIAL EDUCATION COLLEGIATE PROGRAMS
 PLANNING AREA - STATE OF OKLAHOMA
 PRIMARY OBJECTIVE - MAXIMIZE SOCIAL BENEFITS

PREPARATION DATE 08/07/74

5.5

PROGRAMS FORCED INTO SOLUTION -	PROGRAM MIX	TOTAL PROGRAMS	PROGRAM EMPHASIS
DESCRIPTION	NEW PROGRAMS	PROGRAMS	NUMBER DESCRIPTION
D.C.T. DIESEL MECHANIC	100%	100%	171200 DIESEL MECHANICS
PROGRAM TOTALS	1.5	7.5	
RADIO/TV REPAIRMAN	100%	0%	
RADIO MECHANIC	0%	0%	171503 RADIO/TV
PROGRAM TOTALS	0.5	0.5	
LINOTYPE OPERATOR	0%	0%	
CYLINDER PRESSMAN	0%	0%	
OFFSET PRESSMAN	100%	100%	171902 PRINTING
PROGRAM TOTALS	0.5	2.0	
MACHINIST ALL AROUND	100%	0%	
LAYOUTMAN MACHINE SHOP	0%	0%	
PRECISION GRINDER	0%	0%	
PRODUCTION MACH. TOOL OPERATOR	0%	0%	
BENCH GRINDER	0%	0%	172302 MACHINE SHOP
PROGRAM TOTALS	0.5	0.5	



OKLAHOMA STATE DEPARTMENT OF VOCATIONAL AND TECHNICAL EDUCATION
 PROGRAM PLANNING ASSISTANCE REPORT

PROGRAM MIX FOR - TRADE AND INDUSTRIAL EDUCATION
 PLANNING AREA - STATE OF OKLAHOMA
 PRIMARY OBJECTIVE - MAXIMIZE SOCIAL BENEFITS

COLLEGIATE PROGRAMS

PREPARATION DATE 08/07/74

PROGRAMS FORCED INTO SOLUTION - 9.5	ON-GOING PROGRAMS	PROGRAM MIX NEW PROGRAMS	TOTAL PROGRAMS	PROGRAM EMPHASIS DESCRIPTION
810-782.0 WELDING MACHINE OPERATOR	0%	0%	0%	
810-684.0 WELDER, ARC	0%	0%	0%	
810-884.1 WELDER, GAS	0%	0%	0%	
812-884.0 WELDER, COMBINATION	0%	0%	0%	
816-792.0 FLAME CUTTER, MACH. OPER.	0%	0%	0%	
816-884.0 FLAME CUTTER, HAND	0%	0%	0%	
PROGRAM TOTALS	0.0	0.0	0.0	172306 WELDING AND CUTTING
526-781.0 BAKER	0%	0%	0%	
PROGRAM TOTALS	0.0	0.0	0.0	172901 BAKER
313-151.0 CHEF	0%	0%	0%	
313-331.0 COOK	0%	0%	0%	
PROGRAM TOTALS	0.0	0.0	0.0	172902 COOK/CHEF
625-281.1 SMALL ENGINE REPAIRMAN	100%	100%	100%	
PROGRAM TOTALS	0.0	0.0	0.0	173100 SMALL GASOLINE ENGINE REPAIR
780-381.0 FURNITURE UPHOLSTERER	0.5	2.5	2.0	
PROGRAM TOTALS	1.00%	0%	100%	173500 UPHOLSTERY
PROGRAM TOTALS	0.5	0.0	0.5	



OKLAHOMA STATE DEPARTMENT OF VOCATIONAL AND TECHNICAL EDUCATION

PROGRAM PLANNING ASSISTANCE REPORT

PART TIME ADULT PROG

PREPARATION DATE 08/07/74

PROGRAM MIX FOR -- AGRICULTURE
PLANNING AREA -- STATE OF OKLAHOMA
PRIMARY OBJECTIVE -- MAXIMIZE ENTRY LEVEL WAGES

PROGRAMS FORCED INTO SOLUTION - 11.5

PROGRAM MIX		PROGRAM MIX		PROGRAM MIX		PROGRAM MIX	
OCUPATIONAL EMPHASIS	DESCRIPTION	GN-GOING PROGRAMS	NEW PROGRAMS	TOTAL PROGRAMS	NUMBER	PROGRAM EMPHASIS	DESCRIPTION
D.O.T.							
400.000.0	FARM MANAGER	0%	0%	0%			
421.833.0	FARM HAND, GENERAL	0%	0%	0%			
466.887.0	LIVESTOCK CARETAKER	0%	0%	0%			
	PROGRAM TOTALS	0.0	0.0	0.0			
521.762.0	MILL OPERATOR	0%	0%	0%			
624.261.0	AGRICULTURAL MECHANIC	0%	0%	0%			
	PROGRAM TOTALS	0.0	0.0	0.0			
142.031.0	FLORAL DESIGN	0%	0%	0%			
407.884.0	GRUNDSKEEPER	100%	0%	100%			
	PROGRAM TOTALS	11.5	0.0	11.5			
	AG DIVISION TOTALS	11.5	0.0	11.5			

OKLAHOMA STATE DEPARTMENT OF VOCATIONAL AND TECHNICAL EDUCATION

PROGRAM PLANNING ASSISTANCE REPORT

PART TIME ADULT PROG

PREPARATION DATE 08/07/74

PROGRAM MIX FOR - BUSINESS AND OFFICE EDUCATION
 PLANNING AREA - STATE OF OKLAHOMA
 PRIMARY OBJECTIVE - MAXIMIZE ENTRY LEVEL WAGES

PROGRAMS FORCED INTO SOLUTION - 266.5.

PROGRAMS FORCED INTO SOLUTION - 266.5.		PROGRAM MIX		PROGRAM EMPHASIS	
D.O.T.	DESCRIPTION	ON-GOING PROGRAMS	PROGRAMS NEW	NUMBER	DESCRIPTION
160.288.0	COST ESTIMATOR	0%	0%		
168.298.0	CLAIMS EXAMINER	0%	0%		
186.168.0	BANK CASHIER	0%	0%		
209.388.1	STATEMENT CLERK	4%	0%		
210.388.0	BOOKKEEPER HAND	20%	0%		
211.368.0	CASHIER	0%	0%		
212.368.0	BANK TELLER	0%	0%		
215.388.0	BOOKKEEPING MACHINE OPERATOR	0%	0%		
215.488.0	PAYROLL CLERK	16%	0%		
217.388.0	TRANSIT CLERK	2%	0%		
219.488.0	ACCOUNTING CLERK	48%	0%		
249.368.0	CREDIT CLERK	0%	0%		
249.368.1	CLAIMS CLERK INSURANCE	5%	0%		
249.368.2	NEW ACCOUNT CLERK	4%	0%		
PROGRAM TOTALS		97.0	0.0	140100	ACCOUNTING AND COMPUTING
162.158.1	PURCHASING AGENT	0%	0%		
162.288.0	TITLE CLERK	0%	0%		
PROGRAM TOTALS		0.0	0.0	140800	SUPERVISORY AND ADMIN. MGMT.

OKLAHOMA STATE DEPARTMENT OF VOCATIONAL AND TECHNICAL EDUCATION

PROGRAM PLANNING ASSISTANCE REPORT

PART TIME ADULT PROG

PREPARATION DATE 08/07/74

PROGRAM MIX FOR -- BUSINESS AND OFFICE EDUCATION
 PLANNING AREA / STATE OF OKLAHOMA
 PRIMARY OBJECTIVE -- MAXIMIZE ENTRY LEVEL WAGES

PROGRAMS FORCED INTO SOLUTION - 266.5

PROGRAM MIX	NEW PROGRAMS	TOTAL PROGRAMS	PROGRAM EMPHASIS DESCRIPTION
209.388.0	0%	0%	CLERK TYPIST
219.388.0	0%	0%	SORTING CLERK
219.388.3	100%	100%	GENERAL OFFICE CLERK
219.388.4	0%	0%	TIMEKEEPER
237.368.0	0%	0%	ADMITTING CLERK
249.388.0	0%	0%	LOAN CLUSER
PROGRAM TOTALS * 30.0 73.0 103.0			
201.368.0	79%	79%	SECRETARY
202.388.0	21%	21%	STENOGRAPHER
PROGRAM TOTALS * 113.0 0.0 113.0			
213.382.0	4%	3%	CARD TO TAPE CONVERTER OPER.
213.582.0	83%	84%	KEYPUNCH OPERATOR
213.782.0	13%	13%	TABULATING MACHINE OPERATOR
PROGRAM TOTALS * 26.5 0.5 27.0			
80 DIVISION TOTALS 266.5 73.5 340.0			

140300 GENERAL OFFICE CLERICAL OCCUP.
 140900 TYPING AND RELATED OCCUPATIONS

140700 SECRETARY OR STENOGRAPHER
 140703 MEDICAL SECRETARY

140200 BUSINESS DATA PROCESSING



OKLAHOMA STATE DEPARTMENT OF VOCATIONAL AND TECHNICAL EDUCATION

PROGRAM PLANNING ASSISTANCE REPORT

PART TIME ADULT PROG

PREPARATION DATE 08/07/74

PROGRAM MIX FOR - DISTRIBUTIVE EDUCATION
 PLANNING AREA - STATE OF OKLAHOMA
 PRIMARY OBJECTIVE - MAXIMIZE ENTRY LEVEL WAGES

PROGRAMS FORCED INTO SOLUTION - 13.5

PROGRAM DESCRIPTION	ON-GOING PROGRAMS	PROGRAM MIX NEW	TOTAL PROGRAMS	PROGRAM EMPHASIS NUMBER	PROGRAM EMPHASIS DESCRIPTION
SALESMAN-DRIVER	0%	100%	100%	040900	HDM.BLOG.MAT.FARM SUP/EQUIP.
SERVICE STATION ATTENDANT	0%	0%	0%		
PROGRAM TOTALS	0.0	1.0	1.0		
HOTEL CLERK	100%	100%	100%	041100	HOTEL AND LOOING
PROGRAM TOTALS	4.5	0.5	5.0		
TRAFFIC MANAGER	0%	0%	0%		
DUMP TRUCK DRIVER	0%	0%	0%		
TRUCK DRIVER (HEAVY)	0%	0%	0%		
BUS DRIVER	0%	0%	0%		
FORKLIFT OPERATOR	0%	0%	0%	041900	TRANSPORTATION
MATERIAL HANDLER	0%	0%	0%	179901	TRUCK DRIVER
PROGRAM TOTALS	0.0	0.0	0.0		
HUSTESS	1%	100%	6%		
WAITRESS OR WAITER	99%	0%	94%	040700	FOOD SERVICES
DISHWASHER	0%	0%	0%	172900	OTHER FOOD OCCUPATIONS
				172904	WAITER OR WAITRESS
PROGRAM TOTALS	5.0	0.5	5.5		

OKLAHOMA STATE DEPARTMENT OF VOCATIONAL AND TECHNICAL EDUCATION
 PROGRAM PLANNING ASSISTANCE REPORT

PART TIME ADULT PROG

PREPARATION DATE 08/07/74

PROGRAM MIX FOR - DISTRIBUTIVE EDUCATION
 PLANNING AREA - STATE OF OKLAHOMA
 PRIMARY OBJECTIVE - MAXIMIZE ENTRY LEVEL WAGES

PROGRAMS FORCED INTO SOLUTION -	13.5	PROGRAM MIX	ON-GOING PROGRAMS	NEW PROGRAMS	TOTAL PROGRAMS	PROGRAM EMPHASIS
D.O.T.			93%	0%	27%	PROGRAM DESCRIPTION
260-289.0 SALES OCCUPATIONS (GOODS)			7%	100%	73%	NUMBER
290-478.0 SALES CLERK						040200 APPAREL AND ACCESSORIES
PROGRAM TOTALS		4.0	9.5	13.5		
DE DIVISION TOTALS		13.5	11.5	25.0		

OKLAHOMA STATE DEPARTMENT OF VOCATIONAL AND TECHNICAL EDUCATION
 PROGRAM PLANNING ASSISTANCE REPORT

PART TIME ADULT PROG

PREPARATION DATE 08/07/74

PROGRAM MIX FOR - HOME ECONOMICS EDUCATION
 PLANNING AREA - STATE OF OKLAHOMA
 PRIMARY OBJECTIVE - MAXIMIZE ENTRY LEVEL WAGES

PROGRAMS FORCED INTO SOLUTION - 64.0.

PROGRAMS FORCED INTO SOLUTION	DESCRIPTION	ON-GOING PROGRAMS	NEW PROGRAMS	TOTAL PROGRAMS	PROGRAM MIX	PROGRAM EMPHASIS NUMBER	PROGRAM EMPHASIS DESCRIPTION
781.884.0	CUTTER, HAND OR MACHINE	6%	0%	6%			
785.381.0	SEAMSTRESS OR TAILOR	9%	0%	9%			
786.787.0	SEWING MACHINE OPERATOR	85%	0%	85%			
PROGRAM TOTALS							
		0.0	0.0	0.0			
319.138.0	FOOD SERVICE SUPERVISOR	100%	100%	100%		090202	CLOTHING MGMT. PROD. AND SERV.
		55.0	0.0	55.0		090204	HOME FURNISHINGS SERVICES
PROGRAM TOTALS							
		9.0	0.5	9.5		090203	FOOD MANAGEMENT PROD. & SERV.
HE DIVISION TOTALS							
		64.0	0.5	64.5			



OKLAHOMA STATE DEPARTMENT OF VOCATIONAL AND TECHNICAL EDUCATION
PROGRAM PLANNING ASSISTANCE REPORT
PART TIME ADULT PROG

PREPARATION DATE 08/07/74

PROGRAM MIX FOR - HEALTH OCCUPATIONS EDUCATION
PLANNING AREA - STATE OF OKLAHOMA
PRIMARY OBJECTIVE - MAXIMIZE ENTRY LEVEL WAGES

PROGRAMS FORCED INTO SOLUTION - 66.0

PROGRAM DESCRIPTION	ON-GOING PROGRAMS	NEW PROGRAMS	PROGRAM MIX	TOTAL PROGRAMS	PROGRAM EMPHASIS
355-878.0 NURSE AIDE	100%	0%	0%	100%	NURSE ASSISTANT (AIO)
PROGRAM TOTALS	64.5	0.0	0.0	64.5	
249.388.1 MEDICAL RECORD CLERK	0%	100%	100%	100%	MEDICAL CLERK
PROGRAM TOTALS	0.0	0.5	0.5	0.5	
219.386.1 WARD CLERK	100%	100%	100%	100%	WARD CLERK
PROGRAM TOTALS	1.5	0.5	0.5	2.0	
078.381.0 MEDICAL LABORATORY ASSISTANT	0%	42%	42%	42%	MEDICAL LABORATORY ASSISTING
078.381.2 MEDICAL LABORATORY TECHNICIAN	0%	58%	58%	58%	
PROGRAM TOTALS	0.0	8.0	8.0	8.0	
HO DIVISION TOTALS	66.0	9.0	9.0	75.0	

OKLAHOMA STATE DEPARTMENT OF VOCATIONAL AND TECHNICAL EDUCATION
PROGRAM PLANNING ASSISTANCE REPORT

PART TIME ADULT PROG
PREPARATION DATE 08/07/74

PROGRAM MIX FOR - TECHNICAL EDUCATION
PLANNING AREA - STATE OF OKLAHOMA
PRIMARY OBJECTIVE - MAXIMIZE ENTRY LEVEL WAGES

PROGRAMS FORCED INTO SOLUTION - 51.0.

D.O.T.	OCCUPATIONAL EMPHASIS DESCRIPTION	ON-GOING PROGRAMS	PROGRAM MIX NEW PROGRAMS	TOTAL PROGRAMS	PROGRAM NUMBER	PROGRAM EMPHASIS DESCRIPTION
005.281.0	CIVIL DRAFTSMAN	96%	0%	11%		
007.181.1	TOOL DESIGNER	0%	0%	0%		
007.281.0	MECHANICAL DRAFTSMAN	4%	84%	75%		
010.281.0	GEOLOGICAL DRAFTSMAN	0%	12%	11%		
017.281.0	MAP DRAFTSMAN	0%	4%	3%	160198	DRAFTING AND DESIGN
PROGRAM TOTALS						
005.081.0	CIVIL ENGINEERING TECHNICIAN	0%	71%	71%		
018.158.0	SURVEYOR	0%	29%	29%	160106	CIVIL TECHNOLOGY
PROGRAM TOTALS						
003.161.0	ELECTRONICS TECHNICIAN	91%	100%	92%		
003.181.1	ELECTRICAL TECHNICIAN	9%	0%	8%	160108	ELECTRONIC TECHNOLOGY
PROGRAM TOTALS						
007.181.0	MECHANICAL TECHNICIAN	100%	0%	100%		
638.281.0	MAINTENANCE MECH. MILLWRIGHT	0%	0%	0%	160113	MECHANICAL TECHNOLOGY
PROGRAM TOTALS						
020.188.1	SCIENTIFIC PROGRAMMER	0%	0%	0%	160117	SCIENTIFIC DATA PROCESSING
PROGRAM TOTALS						
		0.0	0.0	0.0		

OKLAHOMA STATE DEPARTMENT OF VOCATIONAL AND TECHNICAL EDUCATION

PROGRAM PLANNING ASSISTANCE REPORT

PART TIME ADULT PROG

PROGRAM MIX FOR - TECHNICAL EDUCATION

PLANNING AREA - STATE OF OKLAHOMA

PRIMARY OBJECTIVE - MAXIMIZE ENTRY LEVEL WAGES

PREPARATION DATE 08/07/74

PROGRAMS FORCED INTO SOLUTION - 51.0

*****		PROGRAM MIX		*****	
ON-GOING	NEW	TOTAL	PROGRAM	EMPHASIS	DESCRIPTION
PROGRAMS	PROGRAMS	PROGRAMS	NUMBER		
012.168.1	0%	0%			
020.168.0	37%	37%			
213.382.1	29%	29%			
219.389.2	34%	34%	160401	COMPUTER SCIENCE	

PROGRAM TOTALS		21.0	0.0	21.0	
STATE DIVISION TOTALS		51.0	12.5	63.5	



OKLAHOMA STATE DEPARTMENT OF VOCATIONAL AND TECHNICAL EDUCATION
PROGRAM PLANNING ASSISTANCE REPORT

PROGRAM MIX FOR - TRADE AND INDUSTRIAL EDUCATION
PLANNING AREA - STATE OF OKLAHOMA
PRIMARY OBJECTIVE - MAXIMIZE ENTRY LEVEL WAGES
PART TIME ADULT PROG
PREPARATION DATE 08/07/74

PROGRAMS FORCED INTO SOLUTION - 339.0	PROGRAM MIX	PROGRAM DESCRIPTION	NUMBER	PROGRAM EMPHASIS
627.281.0	100%	AIR COND. AND REFRIG. MECHANIC	170100	AIR CONDITIONING AND HEATING
PROGRAM TOTALS * 31.0 0.0 31.0				
562.581.0	100%	PLUMBER	170102	PLUMBING AND PIPEFITTING
599.281.0	0%	MAINTENANCE MAN EQUIPMENT	170107	PLUMBING AND PIPEFITTING
PROGRAM TOTALS * 14.0 10.0 24.0				
723.684.0	100%	APPLIANCE REPAIR	170200	APPLIANCE REPAIR
PROGRAM TOTALS * 1.0 0.0 1.0				
607.581.0	35%	AUTO BODY REPAIRMAN	170301	BODY AND FENDER
645.781.0	65%	AUTO PAINTER	170302	AUTO MECHANICS
PROGRAM TOTALS * 21.0 0.0 21.0				
620.281.0	100%	AUTO MECHANIC		
620.281.1	0%	AUTO AIR CONDITIONING		
PROGRAM TOTALS * 63.0 0.0 63.0				

OKLAHOMA STATE DEPARTMENT OF VOCATIONAL AND TECHNICAL EDUCATION
 PROGRAM PLANNING ASSISTANCE REPORT

PART TIME ADULT PROG

PREPARATION DATE 08/07/74

PROGRAM MIX FOR - TRADE AND INDUSTRIAL EDUCATION
 PLANNING AREA - STATE OF OKLAHOMA
 PRIMARY OBJECTIVE - MAXIMIZE ENTRY LEVEL WAGES

PROGRAMS FORCED INTO SOLUTION - 339.0

PROGRAM MIX	ON-GOING PROGRAMS	NEW PROGRAMS	TOTAL PROGRAMS	PROGRAM EMPHASIS DESCRIPTION
0.0.1.0	0%	0%	0%	PROGRAM EMPHASIS DESCRIPTION
621.281.0	0%	0%	0%	AIRCRAFT AND ENGINE MECHANIC
621.281.1	0%	0%	0%	JET ENGINE MECHANIC
621.781.0	0%	0%	0%	AIRCRAFT ACCESSORIES MECHANIC
PROGRAM TOTALS				
	0.0	0.0	0.0	
141.081.0	81%	0%	81%	ILLUSTRATOR-COMMERCIAL ARTIST
141.081.1	19%	0%	19%	LAYOUT MAN PRINTING AND PUB.
PROGRAM TOTALS				
	1.5	0.0	1.5	
143.062.0	100%	0%	100%	PHOTOGRAPHER OR CAMERAMAN
PROGRAM TOTALS				
	7.5	0.0	7.5	
741.884.0	10%	0%	10%	SPRAY PAINTER
841.781.0	13%	0%	13%	PAINTER AND PAPERHANGER
860.351.0	57%	0%	57%	CARPENTER
899.381.0	20%	0%	20%	MAINTENANCE BUILDING
PROGRAM TOTALS				
	13.0	0.0	13.0	
170401				AIRCRAFT MAINTENANCE
170700				COMMERCIAL ART
170900				COMMERCIAL PHOTOGRAPHY
171001				CARPENTRY

OKLAHOMA STATE DEPARTMENT OF VOCATIONAL AND TECHNICAL EDUCATION
 PROGRAM PLANNING ASSISTANCE REPORT

PROGRAM MIX FOR - TRADE AND INDUSTRIAL EDUCATION
 PLANNING AREA - STATE OF OKLAHOMA
 PRIMARY OBJECTIVE - MAXIMIZE ENTRY LEVEL WAGES
 PART TIME ADULT PROG
 PREPARATION DATE 08/07/74

PROGRAMS FORCED INTO SOLUTION - 339.0		PROGRAM MIX		TOTAL		PROGRAM EMPHASIS	
DESCRIPTION	PROGRAMS	NEW	PROGRAMS	PROGRAMS	NUMBER	DESCRIPTION	

O.O.T.							
721.281.0	ELECTRIC MOTOR REPAIRMAN	0%	0%	0%	171002	ELECTRICITY	
821.381.0	LINEMAN	0%	0%	0%	171502	ELECTRONICS	
824.261.0	ELECTRICIAN	100%	0%	100%			
829.381.0	CABLE SPLICER	0%	0%	0%			

PROGRAM TOTALS							
525.281.0	DIESEL MECHANIC	44.0	0.0	44.0	171200	DIESEL MECHANICS	

PROGRAM TOTALS							
720.281.0	RADIO/TV REPAIRMAN	7.0	41.5	48.5			
823.281.0	RADIO MECHANIC	100%	0%	100%	171503	RADIO/TV	

PROGRAM TOTALS							
650.582.0	LINETYPE OPERATOR	10.5	0.0	10.5			
651.782.0	CYLINDER PRESSMAN	25%	0%	17%			
651.782.1	OFFSET PRESSMAN	0%	72%	23%	171902	PRINTING	

PROGRAM TOTALS							
		9.0	4.5	13.5			



OKLAHOMA STATE DEPARTMENT OF VOCATIONAL AND TECHNICAL EDUCATION
PROGRAM PLANNING ASSISTANCE REPORT

PROGRAM MIX FOR - TRADE AND INDUSTRIAL EDUCATION PART TIME ADULT PROG
PLANNING AREA - STATE OF OKLAHOMA PREPARATION DATE 08/07/74
PRIMARY OBJECTIVE - MAXIMIZE ENTRY LEVEL WAGES

PROGRAMS FORCED INTO SOLUTION -- 239.0		PROGRAM MIX		PROGRAM EMPHASIS	
D.O.T.	DESCRIPTION	ON-GOING PROGRAMS	NEW PROGRAMS	NUMBER	DESCRIPTION
600-280.0	MACHINIST ALL AROUND	100%	0%		
600-381.0	LAYOUTMAN MACHINE SHOP	0%	0%		
503-280.0	PRECISION GRINDER	0%	0%		
609-395.0	PRODUCTION MACH. TOOL OPERATOR	0%	0%		
705-884.0	BENCH GRINDER	0%	0%		
PROGRAM TOTALS		20.0	0.0	20.0	
610-782.0	WELDING MACHINE OPERATOR	10%	0%		
610-884.0	WELDER, ARC	28%	0%		
610-884.1	WELDER, GAS	11%	0%		
812-884.0	WELDER, COMBINATION	47%	0%		
815-782.0	FLAME CUTTER, MACH. OPER.	3%	0%		
815-884.0	FLAME CUTTER, HAND	1%	0%		
PROGRAM TOTALS		49.0	0.0	49.0	
625-281.1	SMALL GASOLINE ENGINE REPAIR	0%	0%		
PROGRAM TOTALS		0.0	0.0	0.0	
780-381.0	FURNITURE UPHOLSTERER	0%	0%		
PROGRAM TOTALS		0.0	0.0	0.0	
PROGRAM TOTALS		0.0	0.0	0.0	

OKLAHOMA STATE DEPARTMENT OF VOCATIONAL AND TECHNICAL EDUCATION
PROGRAM PLANNING ASSISTANCE REPORT

PROGRAM MIX FOR - TRADE AND INDUSTRIAL EDUCATION
PLANNING AREA - STATE OF OKLAHOMA
PRIMARY OBJECTIVE - MAXIMIZE ENTRY LEVEL WAGES

PART TIME ADULT PROG

PREPARATION DATE 08/07/74

PROGRAMS FORCED INTO SOLUTION - 339.0

PROGRAM MIX		PROGRAM MIX		PROGRAM MIX	
ON-GOING	NEW	TOTAL	PROGRAM NUMBER	PROGRAM DESCRIPTION	EMPHASIS
PROGRAMS	PROGRAMS	PROGRAMS	NUMBER	DESCRIPTION	
13%	100%	39%			
87%	0%	61%			
0%	0%	0%	173601	CABINET MAKING	
PROGRAM TOTALS					
14.0	6.0	20.0			
0%	0%	0%			
0%	0%	0%	171004	MASONRY	
PROGRAM TOTALS					
0.0	0.0	0.0			
62%	0%	56%			
38%	0%	36%			
0%	100%	8%	171300	DRAFTING	
PROGRAM TOTALS					
5.5	0.5	6.0			
45%	0%	45%			
0%	0%	0%			
55%	0%	55%	171502	ELECTRONICS	
PROGRAM TOTALS					
28.0	0.0	28.0			
TI DIVISION TOTALS					
339.0	62.5	401.5			

OKLAHOMA STATE DEPARTMENT OF VOCATIONAL AND TECHNICAL EDUCATION

PROGRAM PLANNING ASSISTANCE REPORT

PART TIME ADULT PROG

PREPARATION DATE 08/07/74

PROGRAM MIX FOR - AGRICULTURE
 PLANNING AREA - STATE OF OKLAHOMA
 PRIMARY OBJECTIVE - MAXIMIZE JOB PLACEMENT

PROGRAMS FORCED INTO SOLUTION - 11.5

PROGRAM MIX	ON-GOING PROGRAMS	NEW PROGRAMS	TOTAL PROGRAMS	PROGRAM EMPHASIS
400.000.0	0%	0%	0%	
421.883.0	0%	0%	0%	
466.887.0	0%	0%	0%	
PROGRAM TOTALS * 0.0 0.0 0.0 0.0				
521.782.0	0%	0%	0%	MILL. OPERATOR
624.281.0	0%	0%	0%	AGRICULTURAL MECHANIC
PROGRAM TOTALS * 0.0 0.0 0.0 0.0				
142.081.0	0%	0%	0%	FLORAL DESIGN
407.884.0	100%	0%	100%	GROUNDSKEEPER
PROGRAM TOTALS * 11.5 0.0 0.0 11.5				
AG DIVISION TOTALS 11.5 0.0 0.0 11.5				



OKLAHOMA STATE DEPARTMENT OF VOCATIONAL AND TECHNICAL EDUCATION
PROGRAM PLANNING ASSISTANCE REPORT

PART TIME ADULT PROG

PROGRAM MIX FOR - BUSINESS AND OFFICE EDUCATION
PLANNING AREA - STATE OF OKLAHOMA
PRIMARY OBJECTIVE - MAXIMIZE JOB PLACEMENT

PREPARATION DATE 08/07/74

PROGRAMS FORCED INTO SOLUTION - 266.5.		PROGRAM MIX		TOTAL		PROGRAM EMPHASIS	
D.O.T.	DESCRIPTION	ON-GOING PROGRAMS	NEH PROGRAMS	PROGRAMS	NUMBER	DESCRIPTION	
160.288.0	COST ESTIMATOR	0%	0%	0%			
168.288.0	CLAIMS EXAMINER	0%	0%	0%			
186.188.0	BANK CASHIER	0%	0%	0%			
209.388.1	STATEMENT CLERK	0%	0%	0%			
210.388.0	BOOKKEEPER HAND	62%	0%	62%			
211.368.0	CASHIER	38%	0%	38%			
212.368.0	BANK TELLER	0%	0%	0%			
215.388.0	BOOKKEEPING MACHINE OPERATOR	0%	0%	0%			
215.488.0	PAYROLL CLERK	0%	0%	0%			
217.388.0	TRANSIT CLERK	0%	0%	0%			
219.488.0	ACCOUNTING CLERK	0%	0%	0%			
249.368.0	CREDIT CLERK	0%	0%	0%			
249.368.1	CLAIMS CLERK INSURANCE	0%	0%	0%			
249.368.2	NEW ACCOUNT CLERK	0%	0%	0%			
PROGRAM TOTALS		97.0	0.0	97.0	140100	ACCOUNTING AND COMPUTING	
162.158.1	PURCHASING AGENT	0%	0%	0%			
162.288.0	TITLE CLERK	0%	0%	0%	140800	SUPERVISORY AND ADMIN. MGMT.	
PROGRAM TOTALS		0.0	0.0	0.0			

OKLAHOMA STATE DEPARTMENT OF VOCATIONAL AND TECHNICAL EDUCATION

PROGRAM PLANNING ASSISTANCE REPORT

PART TIME ADULT PROG

PROGRAM MIX FOR - BUSINESS AND OFFICE EDUCATION

PLANNING AREA - STATE OF OKLAHOMA

PRIMARY OBJECTIVE - MAXIMIZE JOB PLACEMENT

PREPARATION DATE 08/07/74

PROGRAMS FORCED INTO SOLUTION - 266.5

PROGRAMS FORCED INTO SOLUTION - 266.5	PROGRAM MIX	PROGRAMS	NEW	TOTAL	PROGRAM NUMBER	PROGRAM DESCRIPTION
D.O.T.	GN-GOING	PROGRAMS	PROGRAMS	PROGRAMS	NUMBER	DESCRIPTION
209.388.0	0%	100%	56%		140900	GENERAL OFFICE CLERICAL OCCUP. TYPING AND RELATED OCCUPATIONS
219.388.0	0%	0%	0%			
219.388.3	100%	44%			140700	SECRETARY OR STENOGRAPHER
219.388.4	0%	0%			140703	MEDICAL SECRETARY
237.368.0	0%	0%				
249.388.0	0%	0%			140200	BUSINESS DATA PROCESSING
PROGRAM TOTALS	30.0	37.0	67.0			
201.368.0	79%	0%	79%			
202.388.0	21%	0%	21%			
PROGRAM TOTALS	113.0	0.0	113.0			
213.382.0	4%	0%	3%			
213.582.0	83%	100%	84%			
213.782.0	13%	0%	13%			
PROGRAM TOTALS	26.5	0.5	27.0			
80 DIVISION TOTALS	266.5	37.5	304.0			

PROGRAM PLANNING ASSISTANCE REPORT

PART TIME ADULT PROG

PREPARATION DATE 08/07/74

PROGRAM MIX FOR - DISTRIBUTIVE EDUCATION
 PLANNING AREA - STATE OF OKLAHOMA
 PRIMARY OBJECTIVE - MAXIMIZE JOB PLACEMENT

PROGRAMS FORCED INTO SOLUTION - 13.5

PROGRAMS FORCED INTO SOLUTION - 13.5	PROGRAM MIX	NEW PROGRAMS	TOTAL PROGRAMS	PROGRAM EMPHASIS
DESCRIPTION	GN-GOING PROGRAMS	PROGRAMS	PROGRAMS	DESCRIPTION
292.358.0 SALESMAN-DRIVER	0%	100%	100%	
915.857.0 SERVICE STATION ATTENDANT	0%	0%	0%	
PROGRAM TOTALS	0.0	1.0	1.0	
242.368.0 HOTEL CLERK	100%	100%	100%	
PROGRAM TOTALS	4.5	0.5	5.0	
184.168.0 TRAFFIC MANAGER	0%	0%	0%	
902.883.0 DUMP TRUCK DRIVER	0%	0%	0%	
905.883.0 TRUCK DRIVER (HEAVY)	0%	0%	0%	
915.463.0 BUS DRIVER	0%	0%	0%	
922.863.0 FORKLIFT OPERATOR	0%	0%	0%	
929.887.0 MATERIAL HANDLER	0%	0%	0%	
PROGRAM TOTALS	0.0	0.0	0.0	
310.868.0 HOSTESS	7%	0%	6%	
311.878.0 WAITRESS OR WAITER	93%	100%	94%	
318.887.0 DISHWASHER	0%	0%	0%	
PROGRAM TOTALS	5.0	0.5	5.5	

OKLAHOMA STATE DEPARTMENT OF VOCATIONAL AND TECHNICAL EDUCATION
 PROGRAM PLANNING ASSISTANCE REPORT

PART TIME ADULT PROG
 PREPARATION DATE 08/07/74

PROGRAM MIX FOR - DISTRIBUTIVE EDUCATION
 PLANNING AREA - STATE OF OKLAHOMA
 PRIMARY OBJECTIVE - MAXIMIZE JOB PLACEMENT

PROGRAMS FORCED INTO SOLUTION - 13.5

PROGRAM DESCRIPTION	AMOUNT	PERCENT	PROGRAM MIX	TOTAL PROGRAMS	PROGRAM EMPHASIS
D.G.T.					
260.269.0 SALES OCCUPATIONS (GOODS)		93%	0%	27%	
290.478.0 SALES CLERK		7%	100%	73%	
PROGRAM TOTALS			9.5	13.5	
DE DIVISION TOTALS			13.5	25.0	



OKLAHOMA STATE DEPARTMENT OF VOCATIONAL AND TECHNICAL EDUCATION
PROGRAM PLANNING ASSISTANCE REPORT

PART TIME ADULT PROG
PREPARATION DATE 08/07/74

PROGRAM MIX FOR - HOME ECONOMICS EDUCATION
PLANNING AREA - STATE OF OKLAHOMA
PRIMARY OBJECTIVE - MAXIMIZE JOB PLACEMENT

PROGRAMS FORCED INTO SOLUTION - 64.0

PROGRAM DESCRIPTION	GN-GOING PROGRAMS	PROGRAM MIX NEW PROGRAMS	TOTAL PROGRAMS	PROGRAM EMPHASIS
D.O.T.	0%	0%	0%	
559.675.0 NURSERY SCHOOL ATTENDANT	0%	0%	0%	
355.379.1 TEACHER AIDE	0%	0%	0%	
PROGRAM TOTALS				
731.624.0 CUTTER, HAND OR MACHINE	0%	5%	3%	
785.551.0 SEAMSTRESS OR TAILOR	0%	14%	5%	
786.757.0 SEWING MACHINE OPERATOR	100%	77%	92%	
PROGRAM TOTALS				
55.0	58.5	93.5		090201 CASE AND GUIDANCE OF CHILDREN
100%	100%	100%		090202 CLOTHING MGMT. PROD. AND SERV.
				090204 HOME FURNISHINGS SERVICES
319.136.0 FOOD SERVICE SUPERVISOR	0.5	9.5		090205 FOOD MANAGEMENT PROD. & SERV.
PROGRAM TOTALS				
64.0	39.0	103.0		
THE DIVISION TOTALS				

OKLAHOMA STATE DEPARTMENT OF VOCATIONAL AND TECHNICAL EDUCATION
PROGRAM PLANNING ASSISTANCE REPORT

PROGRAM MIX FOR - HEALTH OCCUPATIONS EDUCATION
PLANNING AREA - STATE OF OKLAHOMA
PRIMARY OBJECTIVE - MAXIMIZE JOB PLACEMENT

PART TIME ADULT PROG

PREPARATION DATE 08/07/74

PROGRAMS FORCED INTO SOLUTION - 66.0

PROGRAM DESCRIPTION	CN-GOING PROGRAMS	PROGRAM MIX NEW PROGRAMS	TOTAL PROGRAMS	PROGRAM EMPHASIS
355.870.0 NURSE AIDE	100%	0%	100%	
PROGRAM TOTALS	64.5	0.0	64.5	
249.388.1 MEDICAL RECORD CLERK	0%	100%	100%	
PROGRAM TOTALS	0.0	0.5	0.5	
219.388.1 WARD CLERK	100%	0%	100%	
PROGRAM TOTALS	1.5	0.5	2.0	
079.381.0 MEDICAL LABORATORY ASSISTANT	0%	0%	0%	
078.381.2 MEDICAL LABORATORY TECHNICIAN	0%	0%	0%	
PROGRAM TOTALS	0.0	0.0	0.0	
H3 DIVISION TOTALS	66.0	1.0	67.0	

OKLAHOMA STATE DEPARTMENT OF VOCATIONAL AND TECHNICAL EDUCATION
 PROGRAM PLANNING ASSISTANCE REPORT

PART TIME ADULT PROG

PROGRAM MIX FOR - TECHNICAL EDUCATION
 PLANNING AREA - STATE OF OKLAHOMA
 PRIMARY OBJECTIVE - MAXIMIZE JOB PLACEMENT

PREPARATION DATE 08/07/74

PROGRAMS FORCED INTO SOLUTION - 51.0

PROGRAM	DESCRIPTION	CN-GOING PROGRAMS	NEW PROGRAMS	TOTAL PROGRAMS	NMNR	PROGRAM EMPHASIS
005.281.0	CIVIL DRAFTSMAN	0%	12%	11%	*	PROGRAM EMPHASIS
007.181.1	TOOL DESIGNER	0%	0%	0%	*	DESCRIPTION
007.281.0	MECHANICAL DRAFTSMAN	100%	72%	75%	*	
010.281.0	GEOLOGICAL DRAFTSMAN	0%	12%	11%	*	
017.281.0	MAP DRAFTSMAN	0%	4%	3%	*	
PROGRAM TOTALS						
		1.0	7.5	8.5	*	160198 DRAFTING AND DESIGN
005.021.0	CIVIL ENGINEERING TECHNICIAN	0%	71%	71%	*	
018.188.0	SURVEYOR	0%	29%	29%	*	160106 CIVIL TECHNOLOGY
PROGRAM TOTALS						
		0.0	4.5	4.5	*	
005.181.0	ELECTRONICS TECHNICIAN	91%	0%	91%	*	
005.181.1	ELECTRICAL TECHNICIAN	9%	0%	9%	*	160106 ELECTRONIC TECHNOLOGY
PROGRAM TOTALS						
		28.0	0.0	28.0	*	
007.161.0	MECHANICAL TECHNICIAN	100%	0%	100%	*	
638.281.0	MAINTENANCE MECH. MILLWRIGHT	0%	0%	0%	*	160113 MECHANICAL TECHNOLOGY
PROGRAM TOTALS						
		1.0	0.0	1.0	*	
020.188.1	SCIENTIFIC PROGRAMMER	0%	0%	0%	*	160117 SCIENTIFIC DATA PROCESSING
PROGRAM TOTALS						
		0.0	0.0	0.0	*	

OKLAHOMA STATE DEPARTMENT OF VOCATIONAL AND TECHNICAL EDUCATION
 PROGRAM PLANNING ASSISTANCE REPORT

PART TIME ADULT PROG

PROGRAM MIX FOR - TECHNICAL EDUCATION
 PLANNING AREA - STATE OF OKLAHOMA
 PRIMARY OBJECTIVE - MAXIMIZE JOB PLACEMENT

PREPARATION DATE 08/07/74

PROGRAMS FORCED INTO SOLUTION - 51.0		PROGRAM MIX		PROGRAM EMPHASIS	
DESCRIPTION	ON-GOING PROGRAMS	NEW PROGRAMS	TOTAL PROGRAMS	NUMBER	DESCRIPTION
D.O.T.	0%	0%	0%		
012.168.1 SYSTEMS ANALYST	35%	0%	35%		
020.188.0 BUSINESS PROGRAMMER	31%	0%	31%		
213.382.1 DIGITAL COMPUTER OPERATOR	34%	0%	34%		
219.388.2 DETAIL PROGRAMMER				160401	COMPUTER SCIENCE
PROGRAM TOTALS			21.0	21.0	
TE DIVISION TOTALS			51.0	12.0	63.0



OKLAHOMA STATE DEPARTMENT OF VOCATIONAL AND TECHNICAL EDUCATION

PROGRAM PLANNING ASSISTANCE REPORT

PART TIME ADULT PROG

PROGRAM MIX FOR - TRADE AND INDUSTRIAL EDUCATION
 PLANNING AREA - STATE OF OKLAHOMA
 PRIMARY OBJECTIVE - MAXIMIZE JOB PLACEMENT

PREPARATION DATE 08/07/74

PROGRAMS FORCED INTO SOLUTION - 339.0

PROGRAM DESCRIPTION	ON-GOING PROGRAMS	PROGRAM MIX NEW PROGRAMS	TOTAL PROGRAMS	PROGRAM EMPHASIS NUMBER	PROGRAM DESCRIPTION
637.251.0 AIR COND. AND REFRIG. MECHANIC	100%	0%	100%	170100	AIR CONDITIONING AND HEATING
PROGRAM TOTALS * 31.0 0.0 31.0					
862.381.0 PLUMBER	0%	0%	0%	170102	PLUMBING
899.281.0 MAINTENANCE MAN EQUIPMENT	100%	0%	100%	170107	PLUMBING AND PIPEFITTING
PROGRAM TOTALS * 14.0 0.0 14.0					
725.884.0 APPLIANCE REPAIR	100%	0%	100%	170200	APPLIANCE REPAIR
PROGRAM TOTALS * 1.0 0.0 1.0					
807.361.0 AUTO BODY REPAIRMAN	100%	0%	61%	170301	BODY AND FENDER
845.781.0 AUTO PAINTER	0%	100%	39%	170302	AUTO MECHANICS
PROGRAM TOTALS * 21.0 13.5 34.5					
620.281.0 AUTO MECHANIC	100%	0%	100%		
620.281.1 AUTO AIR CONDITIONING	0%	0%	0%		
PROGRAM TOTALS * 63.0 0.0 63.0					



OKLAHOMA STATE DEPARTMENT OF VOCATIONAL AND TECHNICAL EDUCATION
 PROGRAM PLANNING ASSISTANCE REPORT

PART TIME ADULT PROG

PROGRAM MIX FOR - TRADE AND INDUSTRIAL EDUCATION
 PLANNING AREA - STATE OF OKLAHOMA
 PRIMARY OBJECTIVE - MAXIMIZE JOB PLACEMENT

PREPARATION DATE 08/07/74

PROGRAMS FORCED INTO SOLUTION - 339.0		PROGRAM MIX		PROGRAM EMPHASIS	
DESCRIPTION	ON-GOING PROGRAMS	PROGRAMS	NEH	TOTAL PROGRAMS	NUMBER
0-O.T.	0%	0%	0%	0%	
721.281.0 ELECTRIC MOTOR REPAIRMAN	0%	0%	0%	0%	
821.381.0 LINEMAN	100%	0%	0%	100%	
824.281.0 ELECTRICIAN	0%	0%	0%	0%	
829.381.0 CABLE SPLICER	0%	0%	0%	0%	
PROGRAM TOTALS	44.0	0.0	0.0	44.0	171002 ELECTRICITY
625.281.0 DIESEL MECHANIC	100%	100%	100%	100%	171502 ELECTRONICS
PROGRAM TOTALS	7.0	41.5	48.5	48.5	171200 DIESEL MECHANICS
720.281.0 RADIO/TV REPAIRMAN	100%	0%	0%	100%	
823.281.0 RADIO MECHANIC	0%	0%	0%	0%	171503 RADIO/TV
PROGRAM TOTALS	10.5	0.0	10.5	10.5	
650.582.0 LINO TYPE OPERATOR	25%	0%	0%	17%	
651.782.0 CYLINDER PRESSMAN	0%	72%	23%	23%	
651.782.1 OFFSET PRESSMAN	75%	28%	60%	60%	171902 PRINTING
PROGRAM TOTALS	9.0	4.5	13.5	13.5	



OKLAHOMA STATE DEPARTMENT OF VOCATIONAL AND TECHNICAL EDUCATION
 PROGRAM PLANNING ASSISTANCE REPORT

PART TIME ADULT PROG
 PREPARATION DATE 08/07/74

PROGRAM MIX FOR - TRADE AND INDUSTRIAL EDUCATION
 PLANNING AREA - STATE OF OKLAHOMA
 PRIMARY OBJECTIVE - MAXIMIZE JOB PLACEMENT

PROGRAMS FORCED INTO SOLUTION - 339.0	PROGRAM MIX	TOTAL PROGRAMS	PROGRAM EMPHASIS
DESCRIPTION	NEW PROGRAMS	PROGRAMS	DESCRIPTION
D.O.T.	PROGRAMS	PROGRAMS	NUMBER
600.280.0 MACHINIST ALL AROUND	0%	100%	
600.381.0 LAYOUTMAN MACHINE SHOP	0%	0%	
603.280.0 PRECISION GRINDER	0%	0%	
609.885.0 PRODUCTION MACH. TOOL OPERATOR	0%	0%	
705.884.0 BENCH GRINDER	0%	0%	
PROGRAM TOTALS	0.0	20.0	172302 MACHINE SHOP 172303 MACHINE TOOL OPERATION
810.782.0 WELDING MACHINE OPERATOR	0%	10%	
810.864.0 WELDER, ARC	28%	28%	
810.884.1 WELDER, GAS	0%	11%	
812.884.0 WELDER, COMBINATION	0%	48%	
816.782.0 FLAME CUTTER, MACH. OPER.	2%	2%	
816.884.0 FLAME CUTTER, HAND	1%	1%	
PROGRAM TOTALS	49.0	49.0	172306 WELDING AND CUTTING
625.281.1 SMALL GASOLINE ENGINE REPAIR	0%	0%	
PROGRAM TOTALS	0.0	0.0	173100 SMALL GASOLINE ENGINE REPAIR
780.381.0 FURNITURE UPHOLSTERER	0%	0%	
PROGRAM TOTALS	0.0	0.0	173500 UPHOLSTERY



OKLAHOMA STATE DEPARTMENT OF VOCATIONAL AND TECHNICAL EDUCATION
PROGRAM PLANNING ASSISTANCE REPORT

PROGRAM MIX FOR - TRADE AND INDUSTRIAL EDUCATION
PLANNING AREA - STATE OF OKLAHOMA
PRIMARY OBJECTIVE - MAXIMIZE JOB PLACEMENT
PART TIME ADULT PROG
PREPARATION DATE 08/07/74

PROGRAMS FORCED INTO SOLUTION - 339.0		PROGRAM MIX		PROGRAM EMPHASIS	
D.O.T.	DESCRIPTION	ON-GOING PROGRAMS	NEW PROGRAMS	NUMBER	DESCRIPTION
660.280.0	CABINET MAKER	13%	100%	39%	
669.380.0	MILLMAN	87%	0%	61%	
763.381.0	FURNITURE FINISHER	0%	0%	0%	
PROGRAM TOTALS * 14.0 6.0 20.0					
844.884.0	CEMENT MASON	0%	0%	0%	
861.381.0	BRICK LAYER	0%	0%	0%	
PROGRAM TOTALS * 0.0 0.0 0.0					
PROGRAM TOTALS * 5.5 0.5 6.0					
001.281.0	DRAFTSMAN ARCHITECTURAL	62%	0%	56%	
003.281.0	ELECTRICAL DRAFTSMAN	38%	0%	36%	
003.281.1	ELECTRONIC DRAFTSMAN	0%	100%	8%	
PROGRAM TOTALS * 100% 0% 100%					
726.781.0	ELECTRONICS ASSEMBLER	0%	0%	0%	
822.381.0	TELEPHONE INSTALLER	0%	0%	0%	
828.281.0	ELECTRONICS MECHANIC	0%	0%	0%	
PROGRAM TOTALS * 28.0 0.0 28.0					
TI DIVISION TOTALS * 339.0 66.0 405.0					

OKLAHOMA STATE DEPARTMENT OF VOCATIONAL AND TECHNICAL EDUCATION
 PROGRAM PLANNING ASSISTANCE REPORT

PART TIME ADULT PROG
 PREPARATION DATE 08/07/74

PROGRAM MIX FOR - AGRICULTURE
 PLANNING AREA - STATE OF OKLAHOMA
 PRIMARY OBJECTIVE - MAXIMIZE NUMBER OF PROGRAMS

PROGRAMS FORCED INTO SOLUTION - 11.5	ON-GOING PROGRAMS	NEW PROGRAMS	PROGRAM MIX	TOTAL PROGRAMS	PROGRAM EMPHASIS DESCRIPTION
400.000.0 FARM MANAGER	0%	0%	0%	0%	
421.883.0 FARM HAND, GENERAL	0%	0%	0%	0%	
466.887.0 LIVESTOCK CARETAKER	0%	0%	0%	0%	
PROGRAM TOTALS	0.0	0.0	0.0	0.0	
521.782.0 MILL OPERATOR	0%	0%	0%	0%	
624.281.0 AGRICULTURAL MECHANIC	0%	0%	0%	0%	
PROGRAM TOTALS	0.0	0.0	0.0	0.0	
142.081.0 FLORAL DESIGN	0%	0%	0%	0%	
407.894.0 GROUNDSKEEPER	100%	0%	0%	100%	
PROGRAM TOTALS	11.5	0.0	0.0	11.5	
AG DIVISION TOTALS	11.5	0.0	0.0	11.5	

OKLAHOMA STATE DEPARTMENT OF VOCATIONAL AND TECHNICAL EDUCATION

PROGRAM PLANNING ASSISTANCE REPORT

PART TIME ADULT PROG

PROGRAM MIX FOR - BUSINESS AND OFFICE EDUCATION
 PLANNING AREA - STATE OF OKLAHOMA
 PRIMARY OBJECTIVE - MAXIMIZE NUMBER OF PROGRAMS

PREPARATION DATE 08/07/74

PROGRAMS FORCED INTO SOLUTION - 266.5.

D.O.I.	DESCRIPTION	ON-GOING PROGRAMS	PROGRAM MIX NEW PROGRAMS	TOTAL PROGRAMS	NUMBER	PROGRAM EMPHASIS DESCRIPTION
160.288.0	COST ESTIMATOR	0%	0%	0%		
168.288.0	CLAIMS EXAMINER	0%	0%	0%		
186.168.0	BANK CASHIER	0%	0%	0%		
209.388.1	STATEMENT CLERK	4%	0%	4%		
210.368.0	BOOKKEEPER HAND	7%	0%	7%		
211.368.0	CASHIER	66%	0%	66%		
212.368.0	BANK TELLER	0%	0%	0%		
215.388.0	BOOKKEEPING MACHINE OPERATOR	23%	0%	23%		
215.468.0	PAYROLL CLERK	0%	0%	0%		
217.388.0	TRANSIT CLERK	0%	0%	0%		
219.488.0	ACCOUNTING CLERK	0%	0%	0%		
249.368.0	CREDIT CLERK	0%	0%	0%		
249.368.1	CLAIMS CLERK INSURANCE	0%	0%	0%		
249.368.2	NEW ACCOUNT CLERK	0%	0%	0%		
PROGRAM TOTALS		97.0	0.0	97.0	140100	ACCOUNTING AND COMPUTING
162.158.1	PURCHASING AGENT	0%	0%	0%		
162.288.0	TITLE CLERK	0%	0%	0%		
PROGRAM TOTALS		0.0	0.0	0.0	140800	SUPERVISORY AND ADMIN. MGMT.



OKLAHOMA STATE DEPARTMENT OF VOCATIONAL AND TECHNICAL EDUCATION
 PROGRAM PLANNING ASSISTANCE REPORT

. PART TIME ADULT PROG.
 PREPARATION DATE 08/07/74

PROGRAM MIX FOR - BUSINESS AND OFFICE EDUCATION
 PLANNING AREA - STATE OF OKLAHOMA
 PRIMARY OBJECTIVE - MAXIMIZE NUMBER OF PROGRAMS

PROGRAMS FORCED INTO SOLUTION - 266.5

D.O.T.	DESCRIPTION	ON-GOING PROGRAMS	PROGRAM MIX NEW PROGRAMS	TOTAL PROGRAMS	PROGRAM NUMBER	EMPHASIS DESCRIPTION
209.388.0	CLERK TYPIST	0%	100%	59%		
219.388.0	SORTING CLERK	0%	0%	0%		
219.388.3	GENERAL OFFICE CLERK	100%	0%	41%		
219.388.4	TIMEKEEPER	0%	0%	0%		
237.368.0	ADMITTING CLERK	0%	0%	0%		
249.368.0	LUAN CLOSER	0%	0%	0%		
PROGRAM TOTALS * 30.0 42.5 72.5						

201.368.0	SECRETARY	79%	0%	79%		
202.388.0	STENOGRAPHER	21%	0%	21%		
PROGRAM TOTALS * 113.0 0.0 113.0						

213.382.0	CARD TO TAPE CONVERTER OPER.	4%	0%	3%		
213.582.0	KEYPUNCH OPERATOR	83%	100%	84%		
213.782.0	TABULATING MACHINE OPERATOR	13%	0%	13%		
PROGRAM TOTALS * 26.5 0.5 27.0						

PROGRAM TOTALS * 266.5 43.0 309.5						
80 DIVISION TOTALS						

140300 GENERAL OFFICE CLERICAL OCCUP.
 140900 TYPING AND RELATED OCCUPATIONS
 140700 SECRETARY OR STENOGRAPHER
 140703 MEDICAL SECRETARY
 140200 BUSINESS DATA PROCESSING



OKLAHOMA STATE DEPARTMENT OF VOCATIONAL AND TECHNICAL EDUCATION
PROGRAM PLANNING ASSISTANCE REPORT

PROGRAM MIX FOR - DISTRIBUTIVE EDUCATION
PLANNING AREA - STATE OF OKLAHOMA
PRIMARY OBJECTIVE - MAXIMIZE NUMBER OF PROGRAMS
PART TIME ADULT PROG
PREPARATION DATE 08/07/74

PROGRAMS FORCED INTO SOLUTION - 13.5	PROGRAM MIX	NEW PROGRAMS	TOTAL PROGRAMS	PROGRAM EMPHASIS
292.358.0 SALESMAN-DRIVER	0%	100%	100%	
915.867.0 SERVICE STATION ATTENDANT	0%	0%	0%	
PROGRAM TOTALS * 0.0 1.0 1.0				
242.368.0 HOTEL CLERK	100%	100%	100%	041100 HOTEL AND LODGING
PROGRAM TOTALS * 4.5 0.5 5.0				
184.168.0 TRAFFIC MANAGER	0%	0%	0%	
502.683.0 DUMP TRUCK DRIVER	0%	0%	0%	
905.883.0 TRUCK DRIVER (HEAVY)	0%	0%	0%	
913.463.0 BUS DRIVER	0%	0%	0%	
922.883.0 FORKLIFT OPERATOR	0%	0%	0%	
929.887.0 MATERIAL HANDLER	0%	0%	0%	
PROGRAM TOTALS * 0.0 0.0 0.0				
310.868.0 HOSTESS	7%	0%	6%	
311.878.0 WAITRESS OR WAITER	93%	100%	94%	040700 FOOD SERVICES 172900 OTHER FOOD OCCUPATIONS
316.887.0 DISHWASHER	0%	0%	0%	172904 WAITER OR WAITRESS
PROGRAM TOTALS * 5.0 0.5 5.5				

OKLAHOMA STATE DEPARTMENT OF VOCATIONAL AND TECHNICAL EDUCATION

PROGRAM PLANNING ASSISTANCE REPORT

PART TIME ADULT PROG

PROGRAM MIX FOR - DISTRIBUTIVE EDUCATION

PLANNING AREA - STATE OF OKLAHOMA

PRIMARY OBJECTIVE - MAXIMIZE NUMBER OF PROGRAMS

PREPARATION DATE 08/07/74

PROGRAMS FORCED INTO SOLUTION - 13.5

PROGRAM DESCRIPTION	ON-GOING PROGRAMS	NEW PROGRAMS	TOTAL PROGRAMS	PROGRAM MIX	PROGRAM EMPHASIS
D.O.T.	93%	0%	27%		
260.289.0 SALES OCCUPATIONS (GOODS)	7%	100%	73%		
290.478.0 SALES CLERK					040200 APPAREL AND ACCESSORIES

PROGRAM TOTALS * 4.0 9.5 13.5 *
 DE DIVISION TOTALS 13.5 11.5 25.0



OKLAHOMA STATE DEPARTMENT OF VOCATIONAL AND TECHNICAL EDUCATION

PROGRAM PLANNING ASSISTANCE REPORT

PART TIME ADULT PROG

PROGRAM MIX FOR - HOME ECONOMICS EDUCATION

PLANNING AREA - STATE OF OKLAHOMA

PREPARATION DATE 08/07/74

PRIMARY OBJECTIVE - MAXIMIZE NUMBER OF PROGRAMS

PROGRAMS FORCED INTO SOLUTION - 64.0

DESCRIPTION	GR-GOING PROGRAMS	PROGRAM MIX NEW PROGRAMS	TOTAL PROGRAMS	PROGRAM EMPHASIS NUMBER	PROGRAM EMPHASIS DESCRIPTION
D.O.T.	0%	0%	0%		
359.878.0 NURSERY SCHOOL ATTENDANT	0%	0%	0%		
359.879.1 TEACHER AIDE	0%	0%	0%	090201	CARE AND GUIDANCE OF CHILDREN
PROGRAM TOTALS					
781.884.0 CUTTER, HAND OR MACHINE	0%	0%	0%		
785.381.0 SEAMSTRESS OR TAILOR	0%	0%	0%		
786.787.0 SEWING MACHINE OPERATOR	100%	0%	100%	090202	CLTHING MGMT. PROD. AND SERV.
				090204	HOME FURNISHINGS SERVICES
PROGRAM TOTALS					
319.138.0 FOOD SERVICE SUPERVISOR	100%	100%	100%	090203	FOOD MANAGEMENT PROD. & SERV.
PROGRAM TOTALS					
	9.0	0.5	9.5		
THE DIVISION TOTALS					
	64.0	0.5	64.5		

OKLAHOMA STATE DEPARTMENT OF VOCATIONAL AND TECHNICAL EDUCATION

PROGRAM PLANNING ASSISTANCE REPORT

PROGRAM MIX FOR - HEALTH OCCUPATIONS EDUCATION
 PLANNING AREA - STATE OF OKLAHOMA
 PRIMARY OBJECTIVE - MAXIMIZE NUMBER OF PROGRAMS

PART TIME ADULT PROG

PREPARATION DATE 08/07/74

PROGRAMS FORCED INTO SOLUTION - 66.0

PROGRAM DESCRIPTION	ON-GOING PROGRAMS	PROGRAM MIX NEW PROGRAMS	TOTAL PROGRAMS	PROGRAM EMPHASIS DESCRIPTION
355.878.0 NURSE AIDE	100%	0%	100%	NURSE ASSISTANT (AID)
249.388.1 MEDICAL RECURO CLERK	64.5	0.0	64.5	MEDICAL CLERK
PROGRAM TOTALS	64.5	0.0	64.5	
PROGRAM TOTALS	0.0	0.5	0.5	WARD CLERK
219.388.1 WARD CLERK	100%	100%	100%	WARD CLERK
PROGRAM TOTALS	1.5	0.5	2.0	
PROGRAM TOTALS	0%	0%	0%	MEDICAL LABORATORY ASSISTANT
078.381.0 MEDICAL LABORATORY ASSISTANT	0%	0%	0%	MEDICAL LABORATORY ASSISTANT
078.381.2 MEDICAL LABORATORY TECHNICIAN	0%	0%	0%	
PROGRAM TOTALS	0.0	0.0	0.0	
HO DIVISION TOTALS	66.0	1.0	67.0	



OKLAHOMA STATE DEPARTMENT OF VOCATIONAL AND TECHNICAL EDUCATION
 PROGRAM PLANNING ASSISTANCE REPORT

PART TIME ADULT PROG

PROGRAM MIX FOR - TECHNICAL EDUCATION
 PLANNING AREA - STATE OF OKLAHOMA
 PRIMARY OBJECTIVE - MAXIMIZE NUMBER OF PROGRAMS
 PREPARATION DATE 08/07/74

PROGRAMS FORCED INTO SOLUTION - 51.0.

PROGRAMS FORCED INTO SOLUTION - 51.0.	ON-GOING PROGRAMS	NEW PROGRAMS	TOTAL PROGRAMS	PROGRAM EMPHASIS
005.281.0 CIVIL DRAFTSMAN	0%	12%	11%	
007.181.1 TOOL DESIGNER	0%	0%	0%	
007.281.0 MECHANICAL DRAFTSMAN	100%	72%	75%	
010.281.0 GEOLOGICAL DRAFTSMAN	0%	12%	11%	
017.281.0 MAP DRAFTSMAN	0%	4%	3%	
PROGRAM TOTALS	1.0	7.5	8.5	160198 DRAFTING AND DESIGN
005.081.0 CIVIL ENGINEERING TECHNICIAN	0%	71%	71%	
018.188.0 SURVEYOR	0%	29%	29%	
PROGRAM TOTALS	0.0	4.5	4.5	160106 CIVIL TECHNOLOGY
003.181.0 ELECTRONICS TECHNICIAN	93%	0%	93%	
003.181.1 ELECTRICAL TECHNICIAN	7%	0%	7%	
PROGRAM TOTALS	28.0	0.0	28.0	160108 ELECTRONIC TECHNOLOGY
007.181.0 MECHANICAL TECHNICIAN	100%	0%	100%	
638.281.0 MAINTENANCE MECH. MILLWRIGHT	0%	0%	0%	
PROGRAM TOTALS	1.0	0.0	1.0	160113 MECHANICAL TECHNOLOGY
020.188.1 SCIENTIFIC PROGRAMMER	0%	0%	0%	
PROGRAM TOTALS	0.0	0.0	0.0	160117 SCIENTIFIC DATA PROCESSING



OKLAHOMA STATE DEPARTMENT OF VOCATIONAL AND TECHNICAL EDUCATION
 PROGRAM PLANNING ASSISTANCE REPORT

PART TIME ADULT PROG

PROGRAM MIX FOR -- TECHNICAL EDUCATION
 PLANNING AREA -- STATE OF OKLAHOMA
 PRIMARY OBJECTIVE -- MAXIMIZE NUMBER OF PROGRAMS

PREPARATION DATE 08/07/74

PROGRAMS FORCED INTO SOLUTION - 51.0	PROGRAM MIX	TOTAL PROGRAMS	PROGRAM EMBPHASIS
DESCRIPTION	NEW PROGRAMS	PROGRAMS	DESCRIPTION
012.168.1 SYSTEMS ANALYST	0%	0%	
020.188.0 BUSINESS PROGRAMMER	37%	37%	
213.382.1 DIGITAL COMPUTER OPERATOR	0%	29%	
219.388.2 DETAIL PROGRAMMER	0%	34%	
PROGRAM TOTALS	21.0	21.0	160401 COMPUTER SCIENCE
TE DIVISION TOTALS	51.0	63.0	



OKLAHOMA STATE DEPARTMENT OF VOCATIONAL AND TECHNICAL EDUCATION
 PROGRAM PLANNING ASSISTANCE REPORT

PART TIME ADULT PROG

PROGRAM MIX FOR - TRADE AND INDUSTRIAL EDUCATION
 PLANNING AREA - STATE OF OKLAHOMA
 PRIMARY OBJECTIVE - MAXIMIZE NUMBER OF PROGRAMS

PREPARATION DATE 08/07/74

PROGRAMS FORCED INTO SOLUTION - 339.0

PROGRAM MIX	ON-GOING PROGRAMS	NEW PROGRAMS	TOTAL PROGRAMS	PROGRAM EMPHASIS DESCRIPTION
637.281.0	100%	0%	100%	AIR COND. AND REFRIG. MECHANIC
PROGRAM TOTALS	31.0	0.0	31.0	170100 AIR CONDITIONING AND HEATING
802.381.0	0%	49%	38%	PLUMBER
859.281.0	100%	51%	62%	MAINTENANCE MAN EQUIPMENT
PROGRAM TOTALS	14.0	48.5	62.5	170102 PLUMBING 170107 PLUMBING AND PIPEFITTING
723.884.0	100%	0%	100%	APPLIANCE REPAIR
PROGRAM TOTALS	1.0	0.0	1.0	170200 APPLIANCE REPAIR
807.381.0	100%	0%	61%	AUTO BODY REPAIRMAN
845.781.0	0%	100%	39%	AUTO PAINTER
PROGRAM TOTALS	21.0	13.5	34.5	170301 BODY AND FENDER
620.281.0	100%	0%	100%	AUTO MECHANIC
620.281.1	0%	0%	0%	AUTC AIR CONDITIONING
PROGRAM TOTALS	63.0	0.0	63.0	170302 AUTO MECHANICS

OKLAHOMA STATE DEPARTMENT OF VOCATIONAL AND TECHNICAL EDUCATION

PROGRAM PLANNING ASSISTANCE REPORT

PART TIME ADULT PROG

PROGRAM MIX FOR - TRADE AND INDUSTRIAL EDUCATION
 PLANNING AREA - STATE OF OKLAHOMA
 PRIMARY OBJECTIVE - MAXIMIZE NUMBER OF PROGRAMS

PREPARATION DATE 08/07/74

PROGRAMS FORCED INTO SOLUTION - 339.0

PROGRAM MIX		TOTAL PROGRAMS	NEW PROGRAMS	ON-GOING PROGRAMS	PROGRAM EMPHASIS	DESCRIPTION
PROGRAM NUMBER	PROGRAM EMPHASIS					
***** PROGRAM MIX *****						
621.231.0	AIRCRAFT AND ENGINE MECHANIC	0%	0%	0%		
621.231.1	JET ENGINE MECHANIC	0%	0%	0%		
621.781.0	AIRCRAFT ACCESSORIES MECHANIC	0%	0%	0%		
***** PROGRAM TOTALS *****						
		0.0	0.0	0.0		
***** PROGRAM TOTALS *****						
141.081.0	ILLUSTRATOR-COMMERCIAL ARTIST	81%	0%	67%		
141.081.1	LAYOUT MAN PRINTING AND PUB.	19%	100%	33%		
***** PROGRAM TOTALS *****						
		1.5	0.5	2.0		
***** PROGRAM TOTALS *****						
143.062.0	PHOTOGRAPHER OR CAMERAMAN	100%	0%	100%		
***** PROGRAM TOTALS *****						
		7.5	0.0	7.5		
***** PROGRAM TOTALS *****						
741.884.0	SPRAY PAINTER	10%	0%	10%		
841.781.0	PAINTER AND PAPERHANGER	13%	0%	13%		
860.381.0	CARPENTER	57%	0%	57%		
899.381.0	MAINTENANCE BUILDING	20%	0%	20%		
***** PROGRAM TOTALS *****						
		13.0	0.0	13.0		
***** PROGRAM TOTALS *****						
		170401				AIRCRAFT MAINTENANCE
		170700				COMMERCIAL ART
		170900				COMMERCIAL PHOTOGRAPHY
		171001				CARPENTRY

OKLAHOMA STATE DEPARTMENT OF VOCATIONAL AND TECHNICAL EDUCATION
 PROGRAM PLANNING ASSISTANCE REPORT

PART TIME ADULT PROG

PROGRAM MIX FOR - TRADE AND INDUSTRIAL EDUCATION
 PLANNING AREA - STATE OF OKLAHOMA
 PRIMARY OBJECTIVE - MAXIMIZE NUMBER OF PROGRAMS

PREPARATION DATE 08/07/74

PROGRAMS FORCED INTO SOLUTION - 339.0	PROGRAM MIX		TOTAL	NUMBER	PROGRAM EMPHASIS
O.O.T.	GN-GOING	NEW	PROGRAMS		DESCRIPTION
DESCRIPTION	PROGRAMS	PROGRAMS			
721.281.0 ELECTRIC MOTOR REPAIRMAN	0%	0%	0%		
821.381.0 LINEMAN	0%	0%	0%		
924.281.0 ELECTRICIAN	100%	0%	100%		
829.381.0 CABLE SPLICER	0%	0%	0%		
PROGRAM TOTALS	44.0	0.0	44.0	171002	ELECTRICITY
625.281.0 DIESEL MECHANIC	100%	100%	100%	171502	ELECTRONICS
PROGRAM TOTALS	7.0	41.5	48.5	171200	DIESEL MECHANICS
720.281.0 RADIO/TV REPAIRMAN	100%	0%	100%		
823.281.0 RADIO MECHANIC	0%	0%	0%	171503	RADIO/TV
PROGRAM TOTALS	10.5	0.0	10.5		
650.582.0 LINO TYPE OPERATOR	25%	0%	17%		
651.782.0 CYLINDER PRESSMAN	0%	72%	23%		
651.782.1 OFFSET PRESSMAN	75%	26%	60%	171902	PRINTING
PROGRAM TOTALS	9.0	4.5	13.5		

OKLAHOMA STATE DEPARTMENT OF VOCATIONAL AND TECHNICAL EDUCATION

PROGRAM PLANNING ASSISTANCE REPORT

PROGRAM MIX FOR - TRADE AND INDUSTRIAL EDUCATION
 PLANNING AREA - STATE OF OKLAHOMA
 PRIMARY OBJECTIVE - MAXIMIZE NUMBER OF PROGRAMS

PART TIME ADULT PROG

PREPARATION DATE 08/07/74

PROGRAMS FORCED INTO SOLUTION - 335.0		PROGRAM MIX		PROGRAM EMPHASIS	
D.O.T.	DESCRIPTION	ON-GOING PROGRAMS	NEW PROGRAMS	NUMBER	DESCRIPTION
600.280.0	MACHINIST ALL AROUND	100%	0%	*	
600.381.0	LAYOUTMAN MACHINE SHOP	0%	0%	*	
603.280.0	PRECISION GRINDER	0%	0%	*	
609.885.0	PRODUCTION MACH. TOOL OPERATOR	0%	0%	*	
705.884.0	BENCH GRINDER	0%	0%	*	
PROGRAM TOTALS		20.0	0.0	20.0	
810.782.0	WELDING MACHINE OPERATOR	10%	0%	*	
810.884.0	WELDER, ARC	28%	0%	*	
810.884.1	WELDER, GAS	11%	0%	*	
812.884.0	WELDER, COMBINATION	48%	0%	*	
816.782.0	FLAME CUTTER, MACH. OPER.	2%	0%	*	
816.884.0	FLAME CUTTER, HAND	1%	0%	*	
PROGRAM TOTALS		49.0	0.0	49.0	
625.281.1	SMALL GASOLINE ENGINE REPAIR	0%	0%	*	
PROGRAM TOTALS		0.0	0.0	0.0	
780.381.0	FURNITURE UPHOLSTERER	0%	0%	*	
PROGRAM TOTALS		0.0	0.0	0.0	
172302	MACHINE SHOP			*	
172303	MACHINE TOOL OPERATION			*	
172306	WELDING AND CUTTING			*	
175100	SMALL GASOLINE ENGINE REPAIR			*	
173500	UPHOLSTERY			*	
PROGRAM TOTALS		0.0	0.0	0.0	



OKLAHOMA STATE DEPARTMENT OF VOCATIONAL AND TECHNICAL EDUCATION
PROGRAM PLANNING ASSISTANCE REPORT

PROGRAM MIX FOR - TRADE AND INDUSTRIAL EDUCATION PART TIME ADULT PROG
PLANNING AREA - STATE OF OKLAHOMA
PRIMARY OBJECTIVE - MAXIMIZE NUMBER OF PROGRAMS PREPARATION DATE 08/07/74

PROGRAMS FORCED INTO SOLUTION - 339.0		PROGRAM MIX		TOTAL		PROGRAM EMPHASIS	
D.O.T.	DESCRIPTION	CN-GOING PROGRAMS	NEW PROGRAMS	PROGRAMS	PROGRAMS	NUMBER	DESCRIPTION
660-280.0	CABINET MAKER	57%	0%	39%			
669-350.0	MILLMAN	43%	100%	61%			
763-381.0	FURNITURE FINISHER	0%	0%	0%		173601	CABINET MAKING
PROGRAM TOTALS		14.0	6.0	20.0			
844-864.0	CEMENT MASJIN	0%	0%	0%			
851-361.0	BRICK LAYER	0%	0%	0%		171004	MASONRY
PROGRAM TOTALS		0.0	0.0	0.0			
001-231.0	DRAFTSMAN ARCHITECTURAL	62%	0%	57%			
003-281.0	ELECTRICAL DRAFTSMAN	30%	100%	35%			
003-281.1	ELECTRONIC DRAFTSMAN	8%	0%	8%		171300	DRAFTING
PROGRAM TOTALS		5.5	0.5	6.0			
726-781.0	ELECTRONICS ASSEMBLER	100%	0%	100%			
822-381.0	TELEPHONE INSTALLER	0%	0%	0%			
828-281.0	ELECTRONICS MECHANIC	0%	0%	0%		171502	ELECTRONICS
PROGRAM TOTALS		28.0	3.0	28.0			
TI DIVISION TOTALS		339.0	115.0	454.0			

OKLAHOMA STATE DEPARTMENT OF VOCATIONAL AND TECHNICAL EDUCATION

PROGRAM PLANNING ASSISTANCE REPORT

PART TIME ADULT PROG

PREPARATION DATE 08/07/74

PROGRAM MIX FOR - AGRICULTURE
 PLANNING AREA - STATE OF OKLAHOMA
 PRIMARY OBJECTIVE - MINIMIZE COST OF PROGRAMS

PROGRAMS FORCED INTO SOLUTION - 11.5

DESCRIPTION	ON-GOING PROGRAMS	PROGRAM MIX NEW PROGRAMS	TOTAL PROGRAMS	PROGRAM NUMBER	PROGRAM EMPHASIS DESCRIPTION
0.0.T.	0%	0%	0%		
400.000.0 FARM MANAGER	0%	0%	0%		
421.883.0 FARM HAND GENERAL	0%	0%	0%		
456.887.0 LIVESTOCK CARETAKER	0%	0%	0%	010100 160201	AGRICULTURE PRODUCTION RANCH OPERATION
PROGRAM TOTALS	0.0	0.0	0.0		
521.762.0 MILL OPERATOR	0%	0%	0%		
624.281.0 AGRICULTURAL MECHANIC	0%	0%	0%	010300 179902	AGRICULTURAL MECHANICS FARM MACHINERY REPAIR
PROGRAM TOTALS	0.0	0.0	0.0		
142.081.0 FLORAL DESIGN	0%	0%	0%		
407.864.0 GROUNDSKEEPER	100%	0%	100%	010500	ORNAMENTAL HORTICULTURE
PROGRAM TOTALS	11.5	0.0	11.5		
AG DIVISION TOTALS	11.5	0.0	11.5		



OKLAHOMA STATE DEPARTMENT OF VOCATIONAL AND TECHNICAL EDUCATION
 PROGRAM PLANNING ASSISTANCE REPORT

PART TIME ADULT PROG

PROGRAM MIX FOR - BUSINESS AND OFFICE EDUCATION
 PLANNING AREA - STATE OF OKLAHOMA
 PRIMARY OBJECTIVE - MINIMIZE COST OF PROGRAMS

PREPARATION DATE 08/07/74

PROGRAMS FORCED INTO SOLUTION - 266-5.	ON-GOING PROGRAMS	PROGRAM MIX NEW	TOTAL PROGRAMS	PROGRAM EMPHASIS
D.O.T. DESCRIPTION	PROGRAMS	PROGRAMS	PROGRAMS	DESCRIPTION
160.286.0 COST ESTIMATOR	0%	0%	0%	
168.283.0 CLAIMS EXAMINER	0%	0%	0%	
186.158.0 BANK CASHIER	0%	0%	0%	
209.328.1 STATEMENT CLERK	62%	0%	62%	
210.388.0 BOOKKEEPER HAND	38%	0%	38%	
211.368.0 CASHIER	0%	0%	0%	
212.368.0 BANK TELLER	0%	0%	0%	
215.338.0 BOOKKEEPING MACHINE OPERATOR	0%	0%	0%	
215.458.0 PAYROLL CLERK	0%	0%	0%	
217.368.0 TRAVEL CLERK	0%	0%	0%	
219.422.0 ACCOUNTING CLERK	0%	0%	0%	
249.368.0 CREDIT CLERK	0%	0%	0%	
249.368.1 CLAIMS CLERK INSURANCE	0%	0%	0%	
249.368.2 NEW ACCOUNT CLERK	0%	0%	0%	
PROGRAM TOTALS	97.0	0.0	97.0	ACCOUNTING AND COMPUTING
162.158.1 PURCHASING AGENT	0%	0%	0%	
162.288.0 TITLE CLERK	0%	0%	0%	
PROGRAM TOTALS	0.0	0.0	0.0	SUPERVISORY AND ADMIN. MGMT.

OKLAHOMA STATE DEPARTMENT OF VOCATIONAL AND TECHNICAL EDUCATION
PROGRAM PLANNING ASSISTANCE REPORT

PART TIME ADULT PROG

PROGRAM MIX FOR - BUSINESS AND OFFICE EDUCATION
PLANNING AREA - STATE OF OKLAHOMA
PRIMARY OBJECTIVE - MINIMIZE COST OF PROGRAMS

PREPARATION DATE 08/07/74

PROGRAMS FORCED INTO SOLUTION - 266.5

D.O.T.	DESCRIPTION	ON-GOING PROGRAMS	NEW PROGRAMS	TOTAL PROGRAMS	PROGRAM NUMBER	PROGRAM EMPHASIS DESCRIPTION
209.388.0	CLERK TYPIST	0%	0%	0%		
219.388.0	SORTING CLERK	0%	0%	0%		
219.388.3	GENERAL OFFICE CLERK	100%	0%	100%		
219.388.4	TIMEKEEPER	0%	0%	0%		
237.388.0	ADMITTING CLERK	0%	0%	0%		
249.388.0	LOAN CLOSER	0%	0%	0%		
PROGRAM TOTALS * 30.0 0.0 30.0						
201.568.0	SECRETARY	72%	0%	72%	140700	SECRETARY OR STENOGRAPHER
202.588.0	STENOGRAPHER	21%	0%	21%	140703	MEDICAL SECRETARY
PROGRAM TOTALS * 113.0 0.0 113.0						
213.562.0	CARD TO TAPE CONVERTER OPER.	4%	0%	4%		
213.582.0	KEYPUNCH OPERATOR	84%	0%	84%		
213.762.0	TABULATING MACHINE OPERATOR	12%	0%	12%	140200	BUSINESS DATA PROCESSING
PROGRAM TOTALS * 26.5 0.0 26.5						
80 DIVISION TOTALS 266.5 0.0 266.5						

GENERAL OFFICE CLERICAL OCCUP.
TYPING AND RELATED OCCUPATIONS

OKLAHOMA STATE DEPARTMENT OF VOCATIONAL AND TECHNICAL EDUCATION
 PROGRAM PLANNING ASSISTANCE REPORT

PROGRAM MIX FOR - DISTRIBUTIVE EDUCATION
 PLANNING AREA - STATE OF OKLAHOMA
 PRIMARY OBJECTIVE - MINIMIZE COST OF PROGRAMS

PROGRAMS FORCED INTO SOLUTION - 13.5
 PREPARATION DATE 08/07/74

DESCRIPTION	CN-GOING PROGRAMS	PROGRAM MIX NEW PROGRAMS	TOTAL PROGRAMS	PROGRAM EMPHASIS NUMBER
O.O.T.	0.0	0.0	0.0	
292.358.0 SALESMAN-DRIVER	0%	0%	0%	
915.867.0 SERVICE STATION ATTENDANT	0%	0%	0%	
PROGRAM TOTALS	0.0	0.0	0.0	040900 HDW.BLOG.MAT.FARM SUP/EQUIP.
242.356.0 HOTEL CLERK	100%	0%	100%	

246

DESCRIPTION	PROGRAM TOTALS	PROGRAM MIX NEW PROGRAMS	TOTAL PROGRAMS	PROGRAM EMPHASIS NUMBER
164.158.0 TRAFFIC MANAGER	4.5	0.0	4.5	
902.823.0 DUMP TRUCK DRIVER	0%	0%	0%	
905.885.0 TRUCK DRIVER (HEAVY)	0%	0%	0%	
913.463.0 BUS DRIVER	0%	0%	0%	
922.883.0 FORKLIFT OPERATOR	0%	0%	0%	
929.887.0 MATERIAL HANDLER	0%	0%	0%	
PROGRAM TOTALS	4.5	0.0	4.5	041100 HOTEL AND LODGING

257

DESCRIPTION	PROGRAM TOTALS	PROGRAM MIX NEW PROGRAMS	TOTAL PROGRAMS	PROGRAM EMPHASIS NUMBER
310.268.0 HOSTESS	0.0	0.0	0.0	
311.879.0 WAITRESS DR WAITER	1%	0%	1%	
318.897.0 DISHWASHER	99%	0%	99%	
PROGRAM TOTALS	5.0	0.0	5.0	041500 TRANSPORTATION TRUCK DRIVER
040700 FOOD SERVICES				
172900 OTHER FOOD OCCUPATIONS				
172904 WAITER OR WAITRESS				

OKLAHOMA STATE DEPARTMENT OF VOCATIONAL AND TECHNICAL EDUCATION
PROGRAM PLANNING ASSISTANCE REPORT

PART TIME ADULT PROG

PROGRAM MIX FOR - HOME ECONOMICS EDUCATION
PLANNING AREA - STATE OF OKLAHOMA
PRIMARY OBJECTIVE - MINIMIZE COST OF PROGRAMS

PREPARATION DATE 08/07/74

PROGRAMS FORCED INTO SOLUTION - 64.0

PROGRAM MIX	ON-GOING PROGRAMS	NEW PROGRAMS	TOTAL PROGRAMS	PROGRAM EMPHASIS
359.878.0 NURSERY SCHOOL ATTENDANT	0%	0%	0%	
359.879.1 TEACHER AIDE	0%	0%	0%	
PROGRAM TOTALS	0.0	0.0	0.0	
781.884.0 CUTTER, HAND DR MACHINE	0%	0%	0%	
785.281.0 SEAMSTRESS JN TAILOR	0%	0%	0%	
786.787.0 SEWING MACHINE OPERATOR	100%	0%	100%	
PROGRAM TOTALS	55.0	0.0	55.0	
319.138.0 FOOD SERVICE SUPERVISOR	100%	0%	100%	
PROGRAM TOTALS	9.0	0.0	9.0	
HE DIVISION TOTALS	64.0	0.0	64.0	

OKLAHOMA STATE DEPARTMENT OF VOCATIONAL AND TECHNICAL EDUCATION

PROGRAM PLANNING ASSISTANCE REPORT

PART TIME ADULT PROG

PROGRAM MIX FOR - HEALTH OCCUPATIONS EDUCATION
 PLANNING AREA - STATE OF OKLAHOMA
 PRIMARY OBJECTIVE - MINIMIZE COST OF PROGRAMS

PREPARATION DATE 08/07/74

PROGRAMS FORCED INTO SOLUTION -	66.0	PROGRAM MIX	TOTAL PROGRAMS	PROGRAM EMPHASIS DESCRIPTION
-----	-----	-----	-----	-----
GN-GOING PROGRAMS	NEW PROGRAMS	PROGRAMS	PROGRAMS	NUMBER
-----	-----	-----	-----	-----
355.878.0	100%	0%	100%	070503 NURSE ASSISTANT (AID)
PROGRAM TOTALS	64.5	0.0	64.5	
249.388.1	0%	0%	0%	079901 MEDICAL CLERK
PROGRAM TOTALS	0.0	0.0	0.0	
219.388.1	100%	0%	100%	079902 WARD CLERK
PROGRAM TOTALS	0.0	0.0	0.0	
PROGRAM TOTALS	1.5	0.0	1.5	
078.381.0	0%	0%	0%	MEDICAL LABORATORY ASSISTANT
078.381.2	0%	0%	0%	MEDICAL LABORATORY TECHNICIAN
PROGRAM TOTALS	0.0	0.0	0.0	
HO DIVISION TOTALS	66.0	0.0	66.0	



OKLAHOMA STATE DEPARTMENT OF VOCATIONAL AND TECHNICAL EDUCATION
PROGRAM PLANNING ASSISTANCE REPORT

PROGRAM MIX FOR - TECHNICAL EDUCATION
PLANNING AREA - STATE OF OKLAHOMA
PRIMARY OBJECTIVE - MINIMIZE COST OF PROGRAMS
PART TIME ADULT PROG
PREPARATION DATE 08/07/74

PROGRAMS FORCED INTO SOLUTION - 51.0		PROGRAM MIX		PROGRAM EMPHASIS	
DESCRIPTION	DN-GOING PROGRAMS	NEW PROGRAMS	TOTAL PROGRAMS	NUMBER	DESCRIPTION
O.O.T.	0%	0%	0%		
005.291.0 CIVIL DRAFTSMAN	0%	0%	0%		
007.181.1 TOCL DESIGNER	0%	0%	0%		
007.281.0 MECHANICAL DRAFTSMAN	100%	0%	100%		
010.281.0 GEOLOGICAL DRAFTSMAN	0%	0%	0%		
017.281.0 MAP DRAFTSMAN	0%	0%	0%		
PROGRAM TOTALS	1.0	0.0	1.0	160198	DRAFTING AND DESIGN
005.081.0 CIVIL ENGINEERING TECHNICIAN	0%	0%	0%		
018.188.0 SURVEYOR	0%	0%	0%		
PROGRAM TOTALS	0.0	0.0	0.0	160106	CIVIL TECHNOLOGY
003.181.0 ELECTRONICS TECHNICIAN	95%	0%	93%		
005.181.1 ELECTRICAL TECHNICIAN	7%	0%	7%		
PROGRAM TOTALS	0.0	0.0	0.0	160108	ELECTRONIC TECHNOLOGY
007.181.0 MECHANICAL TECHNICIAN	100%	0%	100%		
538.281.0 MAINTENANCE MECH. MILLWRIGHT	0%	0%	0%		
PROGRAM TOTALS	28.0	0.0	28.0	160113	MECHANICAL TECHNOLOGY
020.188.1 SCIENTIFIC PROGRAMMER	1.0	0.0	1.0		
PROGRAM TOTALS	0%	0%	0%	160117	SCIENTIFIC DATA PROCESSING
PROGRAM TOTALS	0.0	0.0	0.0		

OKLAHOMA STATE DEPARTMENT OF VOCATIONAL AND TECHNICAL EDUCATION

PROGRAM PLANNING ASSISTANCE REPORT

PART TIME ADULT PROG

PROGRAM MIX FOR - TECHNICAL EDUCATION
 PLANNING AREA - STATE OF OKLAHOMA
 PRIMARY OBJECTIVE - MINIMIZE COST OF PROGRAMS.

PREPARATION DATE 08/07/74

PROGRAMS FORCED INTO SOLUTION - 51.0

DESCRIPTION	ON-GOING PROGRAMS	NEW PROGRAMS	PROGRAM MIX	TOTAL PROGRAMS	PROGRAM EMPHASIS
D.O.T.	0%	0%		0%	
012-168.1 SYSTEMS ANALYST	37%	0%		37%	
020-188.0 BUSINESS PROGRAMMER	29%	0%		29%	
213-382.1 DIGITAL COMPUTER OPERATOR	34%	0%		34%	
219-388.2 DETAIL PROGRAMMER					100401 COMPUTER SCIENCE
PROGRAM TOTALS	21.0	0.0		21.0	
TE DIVISION TOTALS	51.0	0.0		51.0	



OKLAHOMA STATE DEPARTMENT OF VOCATIONAL AND TECHNICAL EDUCATION

PROGRAM PLANNING ASSISTANCE REPORT

PART TIME ADULT PROG

PROGRAM MIX FOR - TRADE AND INDUSTRIAL EDUCATION

PLANNING AREA - STATE OF OKLAHOMA

PRIMARY OBJECTIVE - MINIMIZE COST OF PROGRAMS

PREPARATION DATE 08/07/74

PROGRAMS FORCED INTO SOLUTION - 339.0

DESCRIPTION	CN-GGING PROGRAMS	PROGRAM MIX	NEW PROGRAMS	TOTAL PROGRAMS	PROGRAM EMPHASIS DESCRIPTION
637.281.0 AIR COND. AND REFRIG. MECHANIC	100%	0%	0%	100%	170100 AIR CONDITIONING AND HEATING
PROGRAM TOTALS					
	31.0	0.0	0.0	31.0	
862.331.0 PLUMBER	0%	0%	0%	0%	
899.281.0 MAINTENANCE MAN EQUIPMENT	100%	0%	0%	100%	170102 PLUMBING AND PIPEFITTING
PROGRAM TOTALS					
	14.0	0.0	0.0	14.0	
.723.284.0 APPLIANCE REPAIR	100%	0%	0%	100%	170200 APPLIANCE REPAIR
PROGRAM TOTALS					
	1.0	0.0	0.0	1.0	
807.281.0 AUTO BODY REPAIRMAN	100%	0%	0%	100%	
845.781.0 AUTO PAINTER	0%	0%	0%	0%	170301 BODY AND FENDER
PROGRAM TOTALS					
	21.0	0.0	0.0	21.0	
620.281.0 AUTO MECHANIC	100%	0%	0%	100%	
620.281.1 AUTO AIR CONDITIONING	0%	0%	0%	0%	170302 AUTO MECHANICS
PROGRAM TOTALS					
	53.0	0.0	0.0	63.0	



OKLAHOMA STATE DEPARTMENT OF VOCATIONAL AND TECHNICAL EDUCATION
PROGRAM PLANNING ASSISTANCE REPORT

PART TIME ADULT PROG

PREPARATION DATE 08/07/74

PROGRAM MIX FOR - TRADE AND INDUSTRIAL EDUCATION
PLANNING AREA - STATE OF OKLAHOMA
PRIMARY OBJECTIVE - MINIMIZE COST OF PROGRAMS

PROGRAMS FORCED INTO SOLUTION - 339.0	ON-GOING PROGRAMS	NEW PROGRAMS	TOTAL PROGRAMS	PROGRAM MIX	NUMBER	PROGRAM EMPHASIS DESCRIPTION
621.281.0 AIRCRAFT AND ENGINE MECHANIC	0%	0%	0%		170401	AIRCRAFT MAINTENANCE
621.281.1 JET ENGINE MECHANIC	0%	0%	0%			
621.781.0 AIRCRAFT ACCESSORIES MECHANIC	0%	0%	0%			
PROGRAM TOTALS	0.0	0.0	0.0			
141.091.0 ILLUSTRATOR-COMMERCIAL ARTIST	60%	0%	60%			
141.061.1 LAYOUT MAN PRINTING AND PUB.	40%	0%	40%		170700	COMMERCIAL ART
PROGRAM TOTALS	1.5	0.0	1.5			
143.052.0 PHOTOGRAPHER OR CAMERAMAN	100%	0%	100%		170900	COMMERCIAL PHOTOGRAPHY
PROGRAM TOTALS	7.5	0.0	7.5			
741.864.0 SPRAY-PAINTER	10%	0%	10%			
841.781.0 PAINTER AND PAPERHANGER	13%	0%	13%			
850.331.0 CARPENTER	57%	0%	57%			
899.361.0 MAINTENANCE BUILDING	20%	0%	20%		171001	CARPENTRY
PROGRAM TOTALS	13.0	0.0	13.0			

OKLAHOMA STATE DEPARTMENT OF VOCATIONAL AND TECHNICAL EDUCATION
PROGRAM PLANNING ASSISTANCE REPORT

PART TIME ADULT PROG

PROGRAM MIX FOR - TRADE AND INDUSTRIAL EDUCATION
PLANNING AREA - STATE OF OKLAHOMA
PRIMARY OBJECTIVE - MINIMIZE COST OF PROGRAMS

PREPARATION DATE 08/07/74

PROGRAMS FORCED INTO SOLUTION - 335.0

PROGRAM NUMBER	DESCRIPTION	GN-GOING PROGRAMS	PROGRAM MIX NEW PROGRAMS	TOTAL PROGRAMS	PROGRAM NUMBER	PROGRAM EMPHASIS DESCRIPTION
721.281.0	ELECTRIC MOTOR REPAIRMAN	0%	0%	0%	171002	ELECTRICITY ELECTRONICS
821.281.0	LINEMAN	0%	0%	0%	171502	ELECTRICITY ELECTRONICS
824.281.0	ELECTRICIAN	100%	0%	100%		
829.281.0	CABLE SPLICER	0%	0%	0%		
PROGRAM TOTALS						
625.281.0	DIESEL MECHANIC	44.0	0.0	44.0	171200	DIESEL MECHANICS
PROGRAM TOTALS						
720.281.0	RADIO/TV REPAIRMAN	7.0	0.0	7.0		
823.281.0	RADIO MECHANIC	100%	0%	100%	171503	RADIO/TV
PROGRAM TOTALS						
650.582.0	LINETYPE OPERATOR	11%	0%	11%		
651.782.0	CYLINDER PRESSMAN	0%	0%	0%		
651.782.1	OFFSET PRESSMAN	89%	0%	89%	171902	PRINTING
PROGRAM TOTALS						
		9.0	0.0	9.0		

OKLAHOMA STATE DEPARTMENT OF VOCATIONAL AND TECHNICAL EDUCATION
PROGRAM PLANNING ASSISTANCE REPORT

PROGRAM MIX FOR - TRADE AND INDUSTRIAL EDUCATION PART TIME ADULT PROG
 PLANNING AREA - STATE OF OKLAHOMA PREPARATION DATE 08/07/74
 PRIMARY OBJECTIVE - MINIMIZE COST OF PROGRAMS

PROGRAMS FORCED INTO SOLUTION - 339.0		PROGRAM MIX	TOTAL	
PROGRAM	DESCRIPTION	PROGRAMS	PROGRAMS	PROGRAMS
600.280.0	MACHINIST ALL AROUND	100%	0%	100%
600.381.0	LAYOUTMAN MACHINE SHOP	0%	0%	0%
600.280.0	PRECISION GRINDER	0%	0%	0%
609.685.0	PRODUCTION MACH. TOOL OPERATOR	0%	0%	0%
700.894.0	BENCH GRINDER	0%	0%	0%
PROGRAM TOTALS		20.0	0.0	20.0
810.782.0	WELDING MACHINE OPERATOR	10%	0%	10%
810.894.0	WELDER, ARC	28%	0%	28%
810.894.1	WELDER, GAS	11%	0%	11%
812.894.0	WELDER, COMBINATION	48%	0%	48%
816.782.0	FLAME CUTTER, MACH. OPER.	2%	0%	2%
816.894.0	FLAME CUTTER, HAND	1%	0%	1%
PROGRAM TOTALS		49.0	0.0	49.0
625.281.1	SMALL GASOLINE ENGINE REPAIR	0%	0%	0%
PROGRAM TOTALS		0.0	0.0	0.0
760.381.0	FURNITURE UPHOLSTERER	0%	0%	0%
PROGRAM TOTALS		0.0	0.0	0.0

PROGRAM	DESCRIPTION	NUMBER
172302	MACHINE SHOP	
172303	MACHINE TOOL OPERATION	
173100	SMALL GASOLINE ENGINE REPAIR	
173500	UPHOLSTERY	



OKLAHOMA STATE DEPARTMENT OF VOCATIONAL AND TECHNICAL EDUCATION
PROGRAM PLANNING ASSISTANCE REPORT

PROGRAM MIX FOR - TRADE AND INDUSTRIAL EDUCATION
PLANNING AREA - STATE OF OKLAHOMA
PRIMARY OBJECTIVE - MINIMIZE COST OF PROGRAMS

PART TIME ADULT PROG
PREPARATION DATE 08/07/74

PROGRAMS FORCED INTO SOLUTION - 339.0	GN-GOING PROGRAMS	NEW PROGRAMS	TOTAL PROGRAMS	PROGRAM MIX	PROGRAM NUMBER	PROGRAM EMPHASIS DESCRIPTION
600.280.0 CABINET MAKER	13%	0%	13%		173601	CABINET MAKING
669.280.0 MILLMAN	87%	0%	87%			
763.281.0 FURNITURE FINISHER	0%	0%	0%			
PROGRAM TOTALS	14.0	0.0	14.0			
644.894.0 CEMENT MASGN	0%	0%	0%		171004	MASUNRY
661.281.0 BRICK LAYER	0%	0%	0%			
PROGRAM TOTALS	0.0	0.0	0.0			
001.281.0 DRAFTSMAN ARCHITECTURAL	62%	0%	62%			
003.291.0 ELECTRICAL DRAFTSMAN	38%	0%	38%			
003.281.1 ELECTRONIC DRAFTSMAN	0%	0%	0%		171300	DRAFTING
PROGRAM TOTALS	5.5	0.0	5.5			
726.781.0 ELECTRONICS ASSEMBLER	100%	0%	100%			
622.281.0 TELEPHONE INSTALLER	0%	0%	0%			
628.281.0 ELECTRONICS MECHANIC	0%	0%	0%		171502	ELECTRONICS
PROGRAM TOTALS	28.0	0.0	28.0			
PROGRAM MIX DIVISION TOTALS	339.0	0.0	339.0			

OKLAHOMA STATE DEPARTMENT OF VOCATIONAL AND TECHNICAL EDUCATION
PROGRAM PLANNING ASSISTANCE REPORT

PART TIME ADULT PROG

PROGRAM MIX FOR - AGRICULTURE
PLANNING AREA - STATE OF OKLAHOMA
PRIMARY OBJECTIVE - MAXIMIZE SOCIAL BENEFITS

PREPARATION DATE 08/07/74

PROGRAMS FORCED INTO SOLUTION - 11.5		PROGRAM MIX		TOTAL PROGRAMS		PROGRAM EMPHASIS DESCRIPTION	
ON-GOING PROGRAMS	NEW PROGRAMS	ON-GOING PROGRAMS	NEW PROGRAMS	TOTAL PROGRAMS	NUMBER	DESCRIPTION	

O.C.T.							
400.000.0	0%	0%	0%	0%	010100	AGRICULTURE PRODUCTION	
421.883.0	0%	0%	0%	0%	160201	RANCH OPERATION	
466.887.0	0%	0%	0%	0%			

PROGRAM TOTALS							
521.782.0	0%	0%	0%	0.0			
624.281.0	0%	0%	0%	0%	010300	AGRICULTURAL MECHANICS	

PRGGRAM TOTALS							
142.031.0	0%	0%	0%	0.0	179902	FARM MACHINERY REPAIR	
407.884.0	100%	0%	0%	100%	010500	ORNAMENTAL HORTICULTURE	

PROGRAM TOTALS							
11.5	0%	0%	0%	11.5			

AG DIVISION TOTALS							
11.5	0%	0%	0%	11.5			

OKLAHOMA STATE DEPARTMENT OF VOCATIONAL AND TECHNICAL EDUCATION

PROGRAM PLANNING ASSISTANCE REPORT

PART TIME ADULT PROG

PROGRAM MIX FOR - BUSINESS AND OFFICE EDUCATION

PLANNING AREA - STATE OF OKLAHOMA

PRIMARY OBJECTIVE - MAXIMIZE SOCIAL BENEFITS

PROGRAMS FORCED INTO SOLUTION - 266.5.

D.O.T.	OCCUPATIONAL EMPHASIS	DESCRIPTION	ON-GOING PROGRAMS	PROGRAM MIX NEW PROGRAMS	TOTAL PROGRAMS	NUMBER	PROGRAM EMPHASIS DESCRIPTION
160.288.0		COST ESTIMATOR	0%	0%	0%	*	
166.288.0		CLAIMS EXAMINER	0%	0%	0%	*	
185.158.0		BANK CASHIER	0%	0%	0%	*	
209.385.1		STATEMENT CLERK	4%	0%	4%	*	
210.383.0		BOOKKEEPER HAND	20%	0%	20%	*	
211.368.0		CASHIER	0%	0%	0%	*	
212.368.0		BANK TELLER	0%	0%	0%	*	
215.388.0		BOOKKEEPING MACHINE OPERATOR	0%	0%	0%	*	
215.488.0		PAYROLL CLERK	16%	0%	16%	*	
217.388.0		TRANSIT CLERK	2%	0%	2%	*	
219.458.0		ACCOUNTING CLERK	48%	0%	48%	*	
249.368.0		CREDIT CLERK	0%	0%	0%	*	
249.368.1		CLAIMS CLERK INSURANCE	6%	0%	6%	*	
249.368.2		NEW ACCOUNT CLERK	4%	0%	4%	*	
		PROGRAM TOTALS	97.0	0.0	97.0	*	
162.158.1		PURCHASING AGENT	0%	0%	0%	*	
162.286.0		TITLE CLERK	0%	0%	0%	*	
		PROGRAM TOTALS	0.0	0.0	0.0	*	
		PROGRAM TOTALS	97.0	0.0	97.0	*	
						*	ACCOUNTING AND COMPUTING
						*	140100
						*	
						*	140600 SUPERVISORY AND ADMIN. MGMT.

OKLAHOMA STATE DEPARTMENT OF VOCATIONAL AND TECHNICAL EDUCATION

PROGRAM PLANNING ASSISTANCE REPORT

PROGRAM MIX FOR - BUSINESS AND OFFICE EDUCATION
 PLANNING AREA - STATE OF OKLAHOMA
 PRIMARY OBJECTIVE - MAXIMIZE SOCIAL BENEFITS

PART TIME ADULT PROG

PREPARATION DATE 08/07/74

PROGRAMS FORCED INTO SOLUTION - 266.5

DESCRIPTION	ON-GOING PROGRAMS	PROGRAM MIX NEW PROGRAMS	TOTAL PROGRAMS	PROGRAM EMPHASIS
D.O.T.	0%	0%	0%	
209.388.0 CLERK TYPIST	0%	0%	0%	
219.388.0 SORTING CLERK	0%	0%	0%	
219.388.0 GENERAL OFFICE CLERK	100%	0%	100%	
219.388.4 TIMEKEEPER	0%	0%	0%	
227.388.0 ADMITTING CLERK	0%	0%	0%	
249.388.0 LOAN CLUSER	0%	0%	0%	
PROGRAM TOTALS	30.0	0.0	30.0	GENERAL OFFICE CLERICAL OCCUP. TYPING AND RELATED OCCUPATIONS
201.368.0 SECRETARY	79%	0%	79%	
202.368.0 STENOGRAPHER	21%	0%	21%	
PROGRAM TOTALS	113.0	0.0	113.0	SECRETARY OR STENOGRAPHER MEDICAL SECRETARY
213.382.0 CARD TO TAPE CONVERTER OPER.	4%	0%	3%	
213.582.0 KEYPUNCH OPERATOR	83%	100%	84%	
213.782.0 TABULATING MACHINE OPERATOR	13%	0%	13%	
PROGRAM TOTALS	26.5	0.5	27.0	BUSINESS DATA PROCESSING
80 DIVISION TOTALS	266.5	0.5	267.0	



OKLAHOMA STATE DEPARTMENT OF VOCATIONAL AND TECHNICAL EDUCATION
PROGRAM PLANNING ASSISTANCE REPORT

PROGRAM MIX FOR - DISTRIBUTIVE EDUCATION
PLANNING AREA - STATE OF OKLAHOMA
PRIMARY OBJECTIVE - MAXIMIZE SOCIAL BENEFITS

PART TIME ADULT PROG
PREPARATION DATE 08/07/74

PROGRAMS FORCED INTO SOLUTION - 13.5	PROGRAM MIX	NEW PROGRAMS	ON-GOING PROGRAMS	TOTAL PROGRAMS	PROGRAM EMPHASIS DESCRIPTION
292.358.0 SALESMAN-DRIVER	100%	100%	0%	100%	
915.867.0 SERVICE STATION ATTENDANT	0%	0%	0%	0%	
PROGRAM TOTALS					
242.368.0 HOTEL CLERK	100%	100%	0.0	1.0	040900 HWY.BLDG.MAT.FARM SUP/EQUIP.
PROGRAM TOTALS					
184.168.0 TRAFFIC MANAGER	0%	0.5	4.5	5.0	
902.883.0 DUMP TRUCK DRIVER	0%	0%	0%	0%	
905.883.0 TRUCK DRIVER (HEAVY)	0%	0%	0%	0%	
913.463.0 BUS DRIVER	0%	0%	0%	0%	
922.883.0 FORKLIFT OPERATOR	0%	0%	0%	0%	
929.887.0 MATERIAL HANDLER	0%	0%	0%	0%	
PROGRAM TOTALS					
310.868.0 HOSTESS	0%	0.0	0.0	0.0	041900 TRANSPORTATION
311.878.0 WAITRESS OR WAITER	7%	0%	93%	.7%	179901 TRUCK DRIVER
318.887.0 DISHWASHER	93%	0%	0%	93%	
PROGRAM TOTALS					
	0%	0.0	5.0	5.0	040700 FOOD SERVICES
					172900 OTHER FOOD OCCUPATIONS
					172904 WAITER OR WAITRESS

22

OKLAHOMA STATE DEPARTMENT OF VOCATIONAL AND TECHNICAL EDUCATION
 PROGRAM PLANNING ASSISTANCE REPORT

PROGRAM MIX FOR - DISTRIBUTIVE EDUCATION
 PLANNING AREA - STATE OF OKLAHOMA
 PRIMARY OBJECTIVE - MAXIMIZE SOCIAL BENEFITS
 PART TIME ADULT PROG
 PREPARATION DATE 08/07/74

PROGRAMS FORCED INTO SOLUTION -	13.5	PROGRAM MIX		TOTAL	PROGRAM EMPHASIS
DESCRIPTION	ON-GOING PROGRAMS	NEW PROGRAMS	PROGRAMS	PROGRAMS	DESCRIPTION
O.O.T.	93%	0%	27%		
260.289.0 SALES OCCUPATIONS (GOODS)	7%	100%	73%		
290.478.0 SALES CLERK					
PROGRAM TOTALS	4.0	9.5	13.5		
DE DIVISION TOTALS	13.5	11.0	24.5		
					040200 APPAREL AND ACCESSORIES

OKLAHOMA STATE DEPARTMENT OF VOCATIONAL AND TECHNICAL EDUCATION
PROGRAM PLANNING ASSISTANCE REPORT

PART TIME ADULT PROG

PROGRAM MIX FOR - HOME ECONOMICS EDUCATION
PLANNING AREA - STATE OF OKLAHOMA
PRIMARY OBJECTIVE - MAXIMIZE SOCIAL BENEFITS

PREPARATION DATE 08/07/74

PROGRAMS FORCED INTO SOLUTION - 64.0	ON-GOING PROGRAMS	NEW PROGRAMS	TOTAL PROGRAMS	PROGRAM NUMBER	PROGRAM EMPHASIS DESCRIPTION
559.878.0 NURSERY SCHOOL ATTENDANT	0%	0%	0%		
359.879.1 TEACHER AIDE	0%	0%	0%		
PROGRAM TOTALS	0.0	0.0	0.0		CARE AND GUIDANCE OF CHILDREN
781.884.0 CUTTER, HAND DR MACHINE	6%	0%	6%		
785.381.0 SEAMSTRESS OR TAILOR	9%	0%	9%		
786.787.0 SEWING MACHINE OPERATOR	85%	0%	85%		
PROGRAM TOTALS	55.0	0.0	55.0		CLOTHING MGMT. PROD. AND SERV. HOME FURNISHINGS SERVICES
319.158.0 FOOD SERVICE SUPERVISOR	100%	100%	100%		
PROGRAM TOTALS	9.0	0.5	9.5		FOOD MANAGEMENT PROD. & SERV.
HE DIVISION TOTALS	64.0	C-5	64.5		

OKLAHOMA STATE DEPARTMENT OF VOCATIONAL AND TECHNICAL EDUCATION
 PROGRAM PLANNING ASSISTANCE REPORT

PROGRAM MIX FOR - HEALTH OCCUPATIONS EDUCATION
 PLANNING AREA - STATE OF OKLAHOMA
 PRIMARY OBJECTIVE - MAXIMIZE SOCIAL BENEFITS

PART TIME ADULT PROG

PREPARATION DATE 08/07/74

PROGRAMS FORCED INTO SOLUTION - 66.0.	ON-GOING PROGRAMS	PROGRAM MIX NEW PROGRAMS	TOTAL PROGRAMS	PROGRAM EMPHASIS
355.878.0 NURSE AIDE	100%	0%	100%	
PROGRAM TOTALS	64.5	0.0	64.5	
249.388.1 MEDICAL RECORD CLERK	0%	100%	100%	
PROGRAM TOTALS	0.0	0.5	0.5	
219.388.1 WARD CLERK	100%	100%	100%	
PROGRAM TOTALS	1.5	0.5	2.0	
078.381.0 MEDICAL LABORATORY ASSISTANT	0%	0%	0%	
078.381.2 MEDICAL LABORATORY TECHNICIAN	0%	100%	100%	
PROGRAM TOTALS	0.0	4.5	4.5	
HO DIVISION TOTALS	66.0	5.5	71.5	

2274



OKLAHOMA STATE DEPARTMENT OF VOCATIONAL AND TECHNICAL EDUCATION

PROGRAM PLANNING ASSISTANCE REPORT

PART TIME ADULT PROG

PROGRAM MIX FOR - TECHNICAL EDUCATION

PLANNING AREA - STATE OF OKLAHOMA

PRIMARY OBJECTIVE - MAXIMIZE SOCIAL BENEFITS

PREPARATION DATE 08/0774

PROGRAMS FORCED INTO SOLUTION - 51.0.

PROGRAM DESCRIPTION	ON-GOING PROGRAMS	PROGRAM MIX	TOTAL PROGRAMS	PROGRAM EMPHASIS
005.281.0 CIVIL DRAFTSMAN	96%	0%	11%	
007.181.1 TOOL DESIGNER	0%	0%	0%	
007.291.0 MECHANICAL DRAFTSMAN	0%	84%	75%	
010.281.0 GEOLOGICAL DRAFTSMAN	4%	12%	11%	
017.281.0 MAP DRAFTSMAN	0%	4%	3%	
PROGRAM TOTALS	1.0	7.5	8.5	160198 DRAFTING AND DESIGN
005.081.0 CIVIL ENGINEERING TECHNICIAN	0%	71%	71%	
016.188.0 SURVEYOR	0%	29%	29%	
PROGRAM TOTALS	0.0	4.5	4.5	160106 CIVIL TECHNOLOGY
003.181.0 ELECTRONICS TECHNICIAN	91%	100%	92%	
003.181.1 ELECTRICAL TECHNICIAN	9%	0%	8%	
PROGRAM TOTALS	28.0	0.5	28.5	160108 ELECTRONIC TECHNOLOGY
007.181.0 MECHANICAL TECHNICIAN	100%	0%	100%	
638.281.0 MAINTENANCE MECH. MILLWRIGHT	0%	0%	0%	
PROGRAM TOTALS	1.0	0.0	1.0	160113 MECHANICAL TECHNOLOGY
020.186.1 SCIENTIFIC PROGRAMMER	0%	100%	100%	
PROGRAM TOTALS	0.0	2.5	2.5	160117 SCIENTIFIC DATA PROCESSING



OKLAHOMA STATE DEPARTMENT OF VOCATIONAL AND TECHNICAL EDUCATION

PROGRAM PLANNING ASSISTANCE REPORT

PART TIME ADULT PROG

PROGRAM MIX FOR - TECHNICAL EDUCATION

PLANNING AREA - STATE OF OKLAHOMA

PRIMARY OBJECTIVE - MAXIMIZE SOCIAL BENEFITS

PREPARATION DATE 08/07/74

PROGRAMS FORCED INTO SOLUTION - 51.0

OCCUPATIONAL EMPHASIS		PROGRAM MIX		PROGRAM EMPHASIS	
D.O.T.	DESCRIPTION	GN-GOING PROGRAMS	NEW PROGRAMS	TOTAL PROGRAMS	NUMBER
012.168.1	SYSTEMS ANALYST	0%	0%	0%	*
020.188.0	BUSINESS PROGRAMMER	37%	0%	37%	*
213.382.1	DIGITAL COMPUTER OPERATOR	29%	0%	29%	*
219.388.2	DETAIL PROGRAMMER	34%	0%	34%	*
					* 160401 COMPUTER SCIENCE
PROGRAM TOTALS		21.0	0.0	21.0	*
TE DIVISION TOTALS		51.0	15.0	66.0	*

OKLAHOMA STATE DEPARTMENT OF VOCATIONAL AND TECHNICAL EDUCATION
PROGRAM PLANNING ASSISTANCE REPORT

PART TIME ADULT PROG

PROGRAM MIX FOR - TRADE AND INDUSTRIAL EDUCATION
PLANNING AREA - STATE OF OKLAHOMA
PRIMARY OBJECTIVE - MAXIMIZE SOCIAL BENEFITS

PREPARATION DATE 08/07/74

PROGRAMS FORCED INTO SOLUTION - 339.0.

PROGRAM DESCRIPTION	CN-GOING PROGRAMS	NEW PROGRAMS	PROGRAM MIX	TOTAL PROGRAMS	PROGRAM EMPHASIS
637.261.0 AIR COND. AND REFRIG. MECHANIC	100%	0%	0%	100%	170100 AIR CONDITIONING AND HEATING
PROGRAM TOTALS	31.0	0.0	0.0	31.0	
862.381.0 PLUMBER	0%	72%	72%	51%	170102 PLUMBING
899.281.0 MAINTENANCE MAN EQUIPMENT	100%	28%	28%	49%	170107 PLUMBING AND PIPEFITTING
PROGRAM TOTALS	4.0	34.0	34.0	48.0	
723.884.0 APPLIANCE REPAIR	100%	0%	0%	100%	170200 APPLIANCE REPAIR
PROGRAM TOTALS	1.0	0.0	0.0	1.0	
807.381.0 AUTO BODY REPAIRMAN	100%	0%	0%	61%	170301 BODY AND FENDER
845.781.0 AUTO PAINTER	0%	100%	100%	39%	
PROGRAM TOTALS	21.0	13.5	13.5	34.5	
620.281.0 AUTO MECHANIC	100%	0%	0%	100%	170302 AUTO MECHANICS
620.281.1 AUTO AIR CONDITIONING	0%	0%	0%	0%	
PROGRAM TOTALS	63.0	0.0	0.0	63.0	

OKLAHOMA STATE DEPARTMENT OF VOCATIONAL AND TECHNICAL EDUCATION
PROGRAM PLANNING ASSISTANCE REPORT

PROGRAM MIX FOR - TRADE AND INDUSTRIAL EDUCATION
PLANNING AREA - STATE OF OKLAHOMA
PRIMARY OBJECTIVE - MAXIMIZE SOCIAL BENEFITS

PART TIME ADULT PROG
PREPARATION DATE 08/07/74

PROGRAMS FORCED INTO SOLUTION - 335.0	ON-GOING PROGRAMS	PROGRAM MIX	NEW PROGRAMS	TOTAL PROGRAMS	PROGRAM EMPHASIS
D.O.T. DESCRIPTION	PROGRAMS		PROGRAMS	PROGRAMS	DESCRIPTION
621.261.0 AIRCRAFT AND ENGINE MECHANIC	0%	0%	0%	0%	
621.261.1 JET ENGINE MECHANIC	0%	0%	0%	0%	
621.781.0 AIRCRAFT ACCESSORIES MECHANIC	0%	0%	0%	0%	170401 AIRCRAFT MAINTENANCE
PROGRAM TOTALS	0.0	0.0	0.0	0.0	
141.081.0 ILLUSTRATOR-COMMERCIAL ARTIST	81%	0%	0%	81%	
141.081.1 LAYOUT MAN PRINTING AND PUB.	19%	0%	0%	19%	170700 COMMERCIAL ART
PROGRAM TOTALS	1.5	0.0	0.0	1.5	
143.062.0 PHOTOGRAPHER OR CAMERAMAN	100%	0%	0%	100%	170900 COMMERCIAL PHOTOGRAPHY
PROGRAM TOTALS	7.5	0.0	0.0	7.5	
741.854.0 SPRAY PAINTER	10%	0%	0%	10%	
841.781.0 PAINTER AND PAPERHANGER	13%	0%	0%	13%	
860.381.0 CARPENTER	57%	0%	0%	57%	
899.381.0 MAINTENANCE BUILDING	20%	0%	0%	20%	171001 CARPENTRY
PROGRAM TOTALS	13.0	0.0	0.0	13.0	

OKLAHOMA STATE DEPARTMENT OF VOCATIONAL AND TECHNICAL EDUCATION
 PROGRAM PLANNING ASSISTANCE REPORT

PART TIME ADULT PROG

PROGRAM MIX FOR - TRADE AND INDUSTRIAL EDUCATION
 PLANNING AREA - STATE OF OKLAHOMA
 PRIMARY OBJECTIVE - MAXIMIZE SOCIAL BENEFITS

PREPARATION DATE 08/07/74

PROGRAMS FORCED INTO SOLUTION - 339.0		PROGRAM MIX		PROGRAM EMPHASIS	
DESCRIPTION	GN-GOING PROGRAMS	NEW PROGRAMS	TOTAL PROGRAMS	NUMBER	DESCRIPTION
O.O.T.	0%	0%	0%		
721.281.0 ELECTRIC MOTOR REPAIRMAN	0%	0%	0%		
821.381.0 LINEMAN	0%	0%	0%		
824.281.0 ELECTRICIAN	100%	100%	100%		
829.381.0 CABLE SPLICER	0%	0%	0%		
PROGRAM TOTALS	44.0	32.5	76.5	171002	ELECTRICITY ELECTRONICS
625.281.0 DIESEL MECHANIC	100%	100%	100%		
PROGRAM TOTALS	7.0	41.5	48.5	171200	DIESEL MECHANICS
720.281.0 RADIO/TV REPAIRMAN	100%	0%	100%		
823.281.0 RADIC MECHANIC	0%	0%	0%		
PROGRAM TOTALS	10.5	0.0	10.5	171503	RADIO/TV
650.582.0 L:NGTYPE OPERATOR	25%	0%	17%		
651.782.0 CYLINDER PRESSMAN	0%	72%	23%		
651.782.1 OFFSET PRESSMAN	75%	28%	60%		
PROGRAM TOTALS	9.0	4.5	13.5	171902	PRINTING



OKLAHOMA STATE DEPARTMENT OF VOCATIONAL AND TECHNICAL EDUCATION
 PROGRAM PLANNING ASSISTANCE REPORT

PROGRAM MIX FOR - TRADE AND INDUSTRIAL EDUCATION
 PLANNING AREA - STATE OF OKLAHOMA
 PRIMARY OBJECTIVE - MAXIMIZE SOCIAL BENEFITS

PART TIME ADULT PROG

PREPARATION DATE 08/07/74

PROGRAMS FORCED INTO SOLUTION - 359.0

PROGRAM DESCRIPTION	PROGRAM MIX	PROGRAM EMPHASIS	NUMBER	DESCRIPTION
DESCRIPTION	NEW PROGRAMS	PROGRAMS	TOTAL PROGRAMS	PROGRAMS
D.O.T.	100%	0%	100%	
500.280.0 MACHINIST ALL AROUND	0%	0%	0%	
600.381.0 LAYOUTMAN MACHINE SHOP	0%	0%	0%	
603.280.0 PRECISION GRINDER	0%	0%	0%	
609.885.0 PRODUCTION MACH. TOOL OPERATOR	0%	0%	0%	
705.884.0 BENCH GRINDER	0%	0%	0%	
PROGRAM TOTALS	20.0	6.0	26.0	
810.782.0 WELDING MACHINE OPERATOR	10%	0%	10%	
810.684.0 WELDER, ARC	28%	0%	28%	
810.684.1 WELDER, GAS	11%	0%	11%	
812.894.0 WELDER, COMBINATION	47%	0%	47%	
816.782.0 FLAME CUTTER, MACH. OPER.	3%	0%	3%	
816.884.0 FLAME CUTTER, HAND	1%	0%	1%	
PROGRAM TOTALS	49.0	0.0	49.0	
625.281.1 SMALL GASOLINE ENGINE REPAIR	0%	0%	0%	
PROGRAM TOTALS	0.0	0.0	0.0	
780.381.0 FURNITURE UPHOLSTERER	0%	0%	0%	
PROGRAM TOTALS	0.0	0.0	0.0	
172302 MACHINE SHOP				
172303 MACHINE TOOL OPERATION				
PROGRAM TOTALS				
172306 WELDING AND CUTTING				
PROGRAM TOTALS				
173100 SMALL GASOLINE ENGINE REPAIR				
PROGRAM TOTALS				
173500 UPHOLSTERY				
PROGRAM TOTALS				

OKLAHOMA STATE DEPARTMENT OF VOCATIONAL AND TECHNICAL EDUCATION
PROGRAM PLANNING ASSISTANCE REPORT

PROGRAM MIX FOR - TRADE AND INDUSTRIAL EDUCATION PART TIME ADULT PROG
PLANNING AREA - STATE OF OKLAHOMA PREPARATION DATE 08/07/74
PRIMARY OBJECTIVE - MAXIMIZE SOCIAL BENEFITS

PROGRAMS FORCED INTO SOLUTION - 339.0	ON-GOING PROGRAMS	PROGRAM MIX NEW PROGRAMS	TOTAL PROGRAMS	PROGRAM EMPHASIS DESCRIPTION
844.884.0	0%	0%	0%	CEMENT MASON
861.381.0	0%	0%	0%	BRICK LAYER
PROGRAM TOTALS * 14.0 6.0 20.0				
001.281.0	54%	100%	56%	DRAFTSMAN ARCHITECTURAL
003.281.0	36%	0%	36%	ELECTRICAL DRAFTSMAN
005.281.1	8%	0%	8%	ELECTRONIC DRAFTSMAN
PROGRAM TOTALS * 0.0 0.0 0.0				
726.781.0	45%	0%	45%	ELECTRONICS ASSEMBLER
822.281.0	0%	0%	0%	TELEPHONE INSTALLER
828.281.0	55%	0%	55%	ELECTRONICS MECHANIC
PROGRAM TOTALS * 5.5 0.5 6.0				
PROGRAM TOTALS * 28.0 0.0 28.0				
PROGRAM TOTALS * 339.0 136.5 477.5				

TABLE 1
SUMMARY OF SECONDARY MATRIES
OBJECTIVE FUNCTIONS

OBJECTIVE FUNCTION		ENTRY LEVEL WAGE	STUDENTS IN TRAINING	JOB TO BE FILLED	NUMBER OF PROGRAMS	COST OF TRAINING	STATE AND FED. REIMBURSEMENT	SOCIAL BENEFITS	Total Fed. Tax State Tax
1. Maximize Expected Entry Level Wage	Total Ongoing New	41,088,946 29,885,920 11,202,929	43,562 33,294 10,267	8,042 5,384 2,658	1,227 911 316	36,029,280 15,582,373 20,446,912	8,482,000 4,298,041 4,183,958	4,004,703 3,604,575 400,129	Total Fed. Tax State Tax
2. Maximize Job Placement	Total Ongoing New	37,589,840 28,441,245 9,148,585	43,616 33,294 10,322	8,273 5,384 2,889	1,217 911 306	36,091,646 15,582,373 20,509,264	8,482,000 4,298,041 4,183,958	3,239,837 2,910,148 329,688	Total Fed. Tax State Tax
3. Maximize Number of Programs	Total Ongoing New	36,649,760 28,252,240 8,397,525	43,511 33,294 10,216	7,610 5,384 2,226	1,254 911 343	37,348,848 15,582,373 21,766,480	8,451,600 4,298,041 4,153,558	3,311,761 2,977,721 334,040	Total Fed. Tax State Tax
4. Minimize Cost of Programs	Total Ongoing New	29,204,928 29,204,928 0	33,294 33,294 0	5,384 5,384 0	911 911 0	15,582,373 15,582,373 0	4,298,041 4,298,041 0	3,081,855 2,763,361 318,494	Total Fed. Tax State Tax
5. Maximize Social Benefits	Total Ongoing New	37,823,104 29,914,800 7,908,302	40,106 33,294 6,812	6,743 5,384 1,359	1,101 911 190	15,582,373 15,573,499 8,874	8,482,000 4,298,041 4,183,958	4,106,573 3,694,161 412,411	Total Fed. Tax State Tax

TABLE 2
SUMMARY OF COLLEGIATE/FULL-TIME ADULT MATRICES

OBJECTIVE FUNCTION		ENTRY LEVEL WAGE	STUDENTS IN TRAINING	JOBS TO BE FILLED	NUMBER OF PROGRAMS	COST OF TRAINING	STATE AND FED. REIMBURSEMENT	SOCIAL BENEFITS	Total Fed. Tax State Tax Welfare Reduction
1. Maximize Expected Entry Level Wage	Ongoing New	6,207,971 4,124,964 2,083,000	4,005 3,152 853	1,092 735 357	146 118 28	5,945,151 2,382,113 3,563,038	1,707,534 847,233 860,301	1,280,181 205,971 30,267 1,043,943	Total Fed. Tax State Tax Welfare Reduction
2. Maximize Job Placement	Ongoing New	5,951,395 4,080,097 1,871,301	4,077 3,152 825	1,112 735 377	148 118 30	5,945,151 2,382,113 3,563,038	1,453,000 847,233 605,767	1,269,110 180,445 25,979 1,062,687	Total Fed. Tax State Tax Welfare Reduction
3. Maximize Number of Programs	Ongoing New	4,893,103 4,063,876 829,227	4,229 3,152 1,077	892 735 157	173 118 55	5,945,151 2,382,113 3,563,038	1,191,141 847,233 343,908	1,028,880 153,926 22,119 852,835	Total Fed. Tax State Tax Welfare Reduction
4. Minimize Cost of Programs	Ongoing New	4,074,790 4,074,790 0	3,152 3,152 0	735 735 0	118 118 0	2,382,113 2,382,113 1,861,961	847,233 847,233 0	850,998 129,892 18,782 702,324	Total Fed. Tax State Tax Welfare Reduction
5. Maximize Social Benefits	Ongoing New	6,169,637 4,124,964 2,044,672	4,078 3,152 926	1,108 735 373	148 118 30	5,945,151 2,382,113 3,563,038	1,495,293 847,233 648,060	1,288,843 200,360 29,321 1,059,163	Total Fed. Tax State Tax Welfare Reduction

TABLE 3
SUMMARY OF PART-TIME ADULT MATRICES OBJECTIVE FUNCTIONS MATRICES

OBJECTIVE FUNCTION	ENTRY WAGE	STUDENTS IN TRAINING	JOBS TO BE FILLED	NUMBER OF PROGRAMS	COST OF TRAINING	STATE AND FED. REIM. BURSEMENT	SOCIAL BENEFITS
1. Maximize Entry Level Wage	Total	18,929	11,446	960	2,902,937	980,186	683,136
	Ongoing	20,819,488	9,587	811	1,343,739	146,746	431,885
	Prep	18,180,848	4,073				71,402
	Upgrade	1,668,847	5,514				180,068
	New	4,560,756	2,719	1,840	1,559,197	843,441	
	Prep	4,258,685	Prep 5,002	929			
Upgrade	282,072	Upgrade 6,444					
2. Maximize Job Placement	Total	17,596	11,872	977	2,902,937	978,178	621,873
	Ongoing	20,384,000	14,210	811	1,343,739	146,786	385,009
	Prep	18,784,720	4,073				63,689
	Upgrade	1,619,288	5,514				173,165
	New	3,763,522	3,386	2,285	1,559,197	720,433	
	Prep	3,348,984	Prep 4,810	737			
Upgrade	414,538	Upgrade 7,062	1,548				
3. Maximize Number of Programs	Total	17,015	11,438	993	2,902,937	942,288	663,453
	Ongoing	20,352,656	14,210	811	1,343,739	146,745	418,810
	Prep	18,737,552	4,073				66,943
	Upgrade	1,615,106	5,514				175,700
	New	4,388,888	2,805	1,849	1,559,197	706,543	
	Prep	4,008,052	Prep 4,881	808			
Upgrade	380,726	Upgrade 6,555	1,041				
4. Minimize Cost of Programs	Total	14,210	9,587	811	1,343,739	146,746	530,877
	Ongoing	20,385,856	14,210	811	1,343,739	146,745	330,339
	Prep	18,786,720	0	4,073			53,721
	Upgrade	1,619,145	0	5,514			146,617
	New	0	0	0	0	0	
	Prep	0	Prep 4,073	0			
Upgrade	0	Upgrade 5,514	0				
5. Maximize Social Benefits	Total	16,801	11,284	961	2,902,937	882,315	700,200
	Ongoing	20,704,528	14,210	811	1,343,739	146,746	454,956
	Prep	19,062,832	4,073				74,471
	Upgrade	1,641,898	5,514				170,774
	New	4,343,210	2,591	1,897	1,559,197	735,470	
	Prep	3,942,848	Prep 4,744	671			
Upgrade	400,363	Upgrade 6,540	1,026				