

DOCUMENT RESUME

ED 115 506

SE 019 980

AUTHOR Booker, Edward; And Others  
 TITLE Chemistry-Part 1. Student Workbook for the Thirteen-College Curriculum Program.  
 INSTITUTION Institute for Services to Education, Inc., Washington, D.C.  
 SPONS AGENCY National Inst. of Education (DHEW), Washington, D.C.  
 BUREAU NO BR-7-0867  
 PUB DATE 71  
 CONTRACT OEC-0-8-070867-0001  
 NOTE 66p.; Appendix material from ED 084 936; For documents, see SE 019 981-983

EDRS PRICE MF-\$0.76 HC-\$3.32 Plus Postage  
 DESCRIPTORS \*Chemistry; \*College Science; Curriculum; Curriculum Development; \*Disadvantaged Youth; Higher Education; Instructional Materials; \*Manuals; Negro Colleges; \*Physical Sciences; Science Education  
 IDENTIFIERS Thirteen College Curriculum Program

ABSTRACT

This booklet is a student manual in a series of booklets that make up the core of a Physical Science course designed for the freshman year of college and used by teachers in the 27 colleges participating in the Thirteen College Curriculum Program. This program is a curriculum revision project in support of 13 predominantly Negro colleges and reflects educational research in the area of disadvantaged youth. This unit covers the fundamental principles of chemistry, including distinguishing features of four chemical classes of elements and patterns and patterns of chemical combinations of elements. Experiments are provided to illustrate the major concepts of chemical combination. (MLH)

\*\*\*\*\*  
 \* Documents acquired by ERIC include many informal unpublished \*  
 \* materials not available from other sources. ERIC makes every effort \*  
 \* to obtain the best copy available. Nevertheless, items of marginal \*  
 \* reproducibility are often encountered and this affects the quality \*  
 \* of the microfiche and hardcopy reproductions ERIC makes available \*  
 \* via the ERIC Document Reproduction Service (EDRS). EDRS is not \*  
 \* responsible for the quality of the original document. Reproductions \*  
 \* supplied by EDRS are the best that can be made from the original. \*  
 \*\*\*\*\*

ATING IT POINTS OF VIEW OR OPINIONS  
STATED DO NOT NECESSARILY REPRESENT  
OFFICIAL NATIONAL INSTITUTE OF  
EDUCATION POSITION OR POLICY

ED115506

"PERMISSION TO REPRODUCE THIS COPY-  
RIGHTED MATERIAL HAS BEEN GRANTED BY

ISE

TO ERIC AND ORGANIZATIONS OPERATING  
UNDER AGREEMENTS WITH THE NATIONAL IN-  
STITUTE OF EDUCATION. FURTHER REPRO-  
DUCTION OUTSIDE THE ERIC SYSTEM RE-  
QUIRES PERMISSION OF THE COPYRIGHT  
OWNER."

# CHEMISTRY - PART 1

## STUDENT WORKBOOK

### for the Thirteen-College Curriculum Program

#### contributors

Edward Booker, D.Ed.  
Assistant Professor of Chemistry  
Texas Southern University  
Houston, Texas

Leroy Colquitt, Ph.D.  
Senior Program Associate  
Physical Science  
Institute for Services To Education  
Washington, D. C.

Melvin Gadson, M.S.  
Instructor of Chemistry  
Florida A.&M. University  
Tallahassee, Florida

Vallie Guthrie, M.S.  
Instructor of Physical Science  
North Carolina A.&T. State University  
Greensboro, North Carolina

Dorothy Harris, M.S.  
Director of TCCP  
Bennett College  
Greensboro, North Carolina

Dennis Holloway, M.S.  
Instructor of Chemistry  
& Physical Science  
Jackson State College  
Jackson, Mississippi

#### editors

Leroy Colquitt, Ph.D.  
Senior Program Associate  
Physical Science  
Institute for Services to Education  
Washington, D. C.

Ralph W. Turner, Ph.D.  
Director, Basic Studies  
Professor of Chemistry  
Florida A.&M. University  
Tallahassee, Florida

Copyright © 1971 by the Institute for Services to Education, 2001 S Street, N. W., Washington, D. C. 20009. No part of this material may be reproduced in any form whatsoever without the express written consent of the Curriculum Resources Group.

## ABOUT THE INSTITUTE FOR SERVICES TO EDUCATION

The Institute for Services to Education was incorporated as a non-profit organization in 1965 and received a basic grant from the Carnegie Corporation of New York. The organization is founded on the principle that education today requires a fresh examination of what is worth teaching and how to teach it. ISE undertakes a variety of educational tasks, working cooperatively with other educational institutions, under grants from government agencies and private foundations. ISE is a catalyst for change. It does not just produce educational materials or techniques that are innovative; it develops, in cooperations with teachers and administrators, procedures for effective installation of successful materials and techniques in the colleges.

ISE is headed by Dr. Elias Blake, Jr., a former teacher and is staffed by college teachers with experience in working with disadvantaged youth and Black youth in educational settings both in predominantly Black and predominantly white colleges and schools.

ISE's Board of Directors consists of persons in the higher education system with histories of involvement in curriculum change. The Board members are:

Vernon Alden	Chairman of the Board, The Boston Company, Boston, Massachusetts
Herman Branson	President, Lincoln University
Kingman Brewster, Jr.	President, Yale University
Donald Brown	The Center for Research on Learning and Teaching, University of Michigan
Arthur P. Davis	Graduate Professor in English, Howard University
Carl J. Dolce	Dean, School of Education, North Carolina State University
Alexander Heard	Chancellor, Vanderbilt University
Vivian Henderson	President, Clark College
Martin Jenkins	Director, Urban Affairs, ACE
Samuel Nabrit	Executive Director, Southern Fellowship Fund, Atlanta, Georgia
Arthur Singer	Vice President, Sloan Foundation, New York, New York
Otis Singletary	President, University of Kentucky
C. Vann Woodward	Professor of History, Yale University
Stephen Wright	Vice President of the Board, JEFB
Jerrold Zacharias	Professor of Physics, Massachusetts Institute of Technology

## ABOUT THE THIRTEEN-COLLEGE CURRICULUM PROGRAM

From 1967 to the present, ISE has been working cooperatively with the Thirteen-College Consortium in developing the Thirteen-College Curriculum Program. The Thirteen-College Curriculum Program is an educational experiment that includes developing new curricular materials for the entire freshman year of college in the areas of English, mathematics, social science, physical science, and biology and two sophomore year courses, humanities and philosophy. The program is designed to reduce the attrition rate of entering freshmen through well thought-out, new curricular materials, new teaching styles, and new faculty arrangements for instruction. In addition, the program seeks to alter the educational pattern of the institutions involved by changing blocks of courses rather than by developing single courses. In this sense, the Thirteen-College Curriculum Program is viewed not only as a curriculum program with a consistent set of academic goals for the separate courses, but also as a vehicle to produce new and pertinent educational changes within the consortium institutions. At ISE, the program is directed by Dr. Frederick S. Humphries, Vice-President. The curricular developments for the specific courses and evaluation of the program are provided by the following persons:

### Course

### ISE STAFF

#### English

Miss Joan Murrell, Senior Program Associate  
Miss Carolyn Fitchett, Program Associate  
Mr. Sloan Williams, Program Associate  
Miss Tiveeda Williams, Research Assistant

#### Social Science

Miss Ernestine Brown, Secretary  
Dr. George King, Senior Program Associate  
Dr. William J. Massie Jr., Program Associate  
Miss Nancy Seymour, Research Assistant

#### Mathematics

Miss Gloria Lowe, Secretary  
Dr. Beauregard Stubblefield, Senior Program Associate  
Mr. Bernis Barnes, Program Associate  
Dr. Phillip McNeil, Program Associate  
Dr. Walter Talbot, Consultant

#### Physical Science

Mrs. Debrah Johnson, Secretary  
Dr. Leroy Colquitt, Senior Program Associate  
Dr. Ralph Turner, Consultant  
Mrs. Cynthia Paige, Secretary

## ABOUT THE THIRTEEN-COLLEGE CURRICULUM PROGRAM

<u>Course</u>	<u>ISE Staff</u>
Biology	Dr. Charles Goolsby, Senior Program Associate Mr. Dan Obasun, Program Associate Dr. Paul Brown, Consultant
Humanities	Mr. Clifford Johnson, Senior Program Associate Mr. Roger Dickerson, Program Associate Mr. Keopapetse Kgositsile, Program Associate Miss Marquerite Willett, Secretary
Philosophy	Dr. Conrad Snowden, Senior Program Associate Dr. Henry Olela, Program Associate Miss Valerie Simms, Program Associate Miss Judith Burke, Research Assistant Miss Faith Halper, Secretary
Evaluation	Dr. Thomas Parmeter, Senior Research Associate Dr. Joseph Turner, Senior Research Associate Mr. John Faxio, Research Assistant Mrs. Judith Rogers, Secretary

In addition, Miss Patricia Parrish serves as general editor of the curriculum materials as well as an Administrative Assistant to the Director. Mrs. Joan Cooke is Secretary to the Director.

The curriculum staff is assisted in the generation of new educational ideas and teaching strategies by teachers in the participating colleges and outside consultants. Each of the curriculum areas has its own advisory committee, with members drawn from distinguished scholars in the field but outside the program.

The number of colleges participating in the program has grown from the original thirteen of 1967 to nineteen in 1970. The original thirteen colleges are:

Alabama A and M University  
Bennett College  
Bishop College  
Clark College  
Florida A and M University  
Jackson State College  
Lincoln University

Huntsville, Alabama  
Greensboro, North Carolina  
Dallas, Texas  
Atlanta, Georgia  
Tallahassee, Florida  
Jackson, Mississippi  
Lincoln University, Pennsylvania

Norfolk State College  
 North Carolina A and T State  
 University  
 Southern University  
 Talladega College  
 Tennessee State University  
 Voorhees College

Norfolk, Virginia  
 Greensboro, North Carolina  
 Baton Rouge, Louisiana  
 Talladega, Alabama  
 Nashville, Tennessee  
 Denmark, South Carolina

A fourteenth college joined this consortium in 1968, although it is still called the Thirteen-College Consortium. The fourteenth member is

Mary Holmes Junior College

West Point, Mississippi

In 1971, five more colleges joined the effort although linking up as a separate consortium. The members of the Five-College Consortium are:

Elizabeth City State University  
 Langston University  
 Southern University at  
 Shreveport  
 Saint Augustine's College  
 Texas Southern University

Elizabeth City, North Carolina  
 Langston, Oklahoma  
 Shreveport, Louisiana  
 Raleigh, North Carolina  
 Houston, Texas

The Thirteen-College Curriculum Program has been supported by grants from:

The Office of Education, Title III, Division of College Support  
 The Office of Education, Bureau of Research  
 The National Science Foundation, Division of the Undergraduate  
 Education  
 The Ford Foundation  
 The Carnegie Corporation  
 The ESSO Foundation



Thirteen College Consortium  
Physical Science Teachers

Alabama A & M:	Army Daniels	Army Daniels	Army Daniels	Army Daniels
Bennett:	Perry Mack	Perry Mack	Dorothy Harris	Dorothy Harris
Bishop:	Burtis Robinson	Burtis Robinson	Burtis Robinson	Burtis Robinson
Clark:	Arthur Hannah	Arthur Hannah	Arthur Hannah	Arthur Hannah
Florida A & M:	Ralph Turner	Lewis Allen	Robert Flakes	Melvin Gadson
Jackson State:	Dennis Holloway	Dennis Holloway	Dennis Holloway	Dennis Holloway
Lincoln:	Sabinus Christensen	Sabinus Christensen	Julian McCreary	Julian McCreary
Mary Holmes:	-----	Thomas Wirth	Thomas Wirth	William Royal
Norfolk State:	Melvin Smith	Melvin Smith	Leon Ragland	Leon Ragland
North Carolina State:	Curtis Higgenbotham	Vallie Guthrie	Vallie Guthrie	Vallie Guthrie
Southern:	Thomas Wirth	Charles Osborne	Charles Osborne	-----
Talladega:	Harban Singh	Harban Singh	Aleyamma George	Aleyamma George
Tennessee State:	Berry Hempstead	Berry Hempstead	Wil Cumming	Wil Cumming
Voorhees:	Bernie Dingle	Bernie Dingle	Bernie Dingle	Donald Volz

Five College Consortium  
Physical Science Teachers

1970-71

Elizabeth City State College	Kumar Chatterjie
Langston University	Jimmie White
Saint Augustine's College	Ramesh Mathur
Southern University at Shreveport	Margaret Knighton
Texas Southern University	Edward Booker

PREFACE

This booklet is one of a series of seven used in the Thirteen College Curriculum Physical Science Course. The series includes:

- "The Nature of Physical Science",
- "Chemistry" - Part I - A Macroscopic View",
- "Chemistry" - Part II - A Microscopic View",
- "Chemistry" - Part III - The Organic Molecule",
- "The Conservation Laws - Momentum and Energy",
- "Optics", and
- "The Gas Laws and Kinetic Theory".

Each unit is designed to be self-contained. It starts with a fundamental concept and develops it in a spiral fashion through a hierarchy of levels. Each level contains the development of at least one fundamental idea from empirical data obtained in the laboratory, the demonstration of the utility of the concept, and a natural termination point. By virtue of their self-containment, a given unit may be interchanged in a course sequence with almost any other; consequently, a teacher constructs his course around the sequence of units that best suits his own interests and the background of his students.

This booklet itself, however, is not self-contained or complete. Its effective use is strongly dependent on students' own input and individual response. Laboratory exercises are designed to place students into working contact with physical principles that naturally lead them to ask questions and discover for themselves the hidden laws. Physical concepts

and statements of physical laws are arrived at in the laboratory after careful experimental investigation of physical phenomena and are not given at the outset of experiments. Consequently, statements of the physical laws to be studied do not appear in this workbook. They are derived from laboratory activities. It is essential then that in the use of this workbook supplementary readings from several sources be relied on for a background of the history, development, and application of the concepts encountered in the course of our experimental studies.

Although it is designed to be used flexibly, this unit has a consistent format, designed to insure a deliberate and disciplined approach to an open ended study of the principles of the physical sciences. Each chapter begins with a brief discussion of the concept to be studied, raises a series of questions about it, and outlines the rationale for an investigation. On occasion, detailed experimental procedures are suggested; though in the main, the details of the experimental design are left to the students and his instructor. Answers to the experiments are not given. Each student must supply his own. During classroom presentation and discussion of these results general patterns will be cited and physical laws identified. At the end of each chapter, questions, problems, and extensions to activities are offered to assist the students in assessing their progress and the value of the concepts they have encountered.

It is our hope that students and teachers alike will find the use

these materials a challenging and rewarding experience that leads to a deeper insight into the laws and practices of science and the process of education.

PART I - THE MACROSCOPIC WORLD

I. FUNDAMENTAL PRINCIPLES OF CHEMISTRY	
A. Introduction.....	1
B. Format.....	5
C. Elemental Substances.....	6
1. A Discussion.....	6
2. An Activity (Theory of Color Combination).....	6
3. Researching the Literature.....	13
4. Application to Problems.....	14
D. The Patterns of Chemical Combination of Elements.....	19
1. The Experiment: Part I - Patterns of Elements Combining in a One- to - One Ratio.....	19
2. Review.....	23
3. The Experiment: Part IIA - Patterns of Elements Combining in More Complicated Ratios.....	27
4. Review.....	31
5. The Experiment: Part IIB - Conclusion of the Search and the Construction of a General Law.....	31
E. CHEMICAL ACTIVITY.....	35
Appendix I - (CHEMICAL COMPOUND DETECTOR).....	44

THE MACROSCOPIC WORLD

## I. FUNDAMENTAL PRINCIPLES OF CHEMISTRY

### A. INTRODUCTION

Perhaps the most fundamental law of chemistry is that which describes the combination pattern of chemical elements as they form compounds. It deserves a place of fundamental importance because it forms the basis for our understanding of chemical behavior that enables us to accurately predict the details of chemical change. It is the heart of the subject of chemistry. Historically, chemistry was born when scientists began to discover the chemical elements and sought to list the way they combined to form new substances. It thrived when it was discovered that there was a simple regular pattern that could be used to describe combination tendencies of elements.

Early scientists did not - and had no experimental basis to encourage them to - search for a more fundamental truth in whose terms the pattern could be explained. Their's was a macroscopic theory, built on an understanding of the world as it operates on a large, classical scale. The patterns of chemical combination along with the concept of atoms as the smallest indivisible parts of matter form the basis of our knowledge of matter and chemical change until the beginning of the 20th Century. Since the macroscopic theory was based on the atom and represented a description of the empirical evidence as to how they interacted to combine and form compounds, any more "fundamental" theory had to await additional experimental evidence to disclose the internal structure of the atom and the nature of a new physical law to explain its behavior. This evidence was accumulated in the



laboratory of early twentieth century physicists. Their discoveries had the effect of displacing the theoretical origins of chemistry from the world of the atom to the sub-atomic world of the electron. The laws of chemical combination were then viewed as effects of more fundamental causes; they were interpreted as natural consequences of the electrical interaction between the constituent parts of atoms and the laws of quantum physics that they obey.

Each of these approaches to chemistry has its own advantage. Because it is more fundamental, the microscopic theory covers a broader range of problems. For example, in addition to providing a more elemental basis for why chemical elements combine as they do, it also explains how they combine, i.e., the dynamics of chemical reactions. The more fundamental theory is, then, the theoretical wellspring of the subject. On the other hand, a macroscopic theory of chemistry provides us with simpler laws. They are easier to apply and they are more consistent with our everyday sense of reality or intuition. Even the modern chemist who is well grounded in the laws of quantum physics and intimately familiar with the ultimate causes of molecular composition, relies on 'macroscopic' statements of the general patterns of chemistry in his day to day practice. He returns to the fundamentals of the quantum model only when general macroscopic rules and his intuition fail him. As a rule of thumb, he too finds the macroscopic world more comfortable. Yet, when we turn to teach the beginning students a conflict arises. There is on the one hand, a desire to point out the broad features of the subject in terms that he finds most natural and appealing and a desire, on the other, to present the whole and rigorous truth. In our zest to expose him to the fundamentals, the triumphs, and the beauties of chemistry, we often respond like well intended though overly zealous parents, smothering him in a sea of

complexities with which he is unfamiliar and unprepared to deal. Confused, he often loses sight of precisely what is fundamental and the ability to judge for himself the value of what we have tried to teach him. For example, it is not uncommon to begin the study of chemistry by introducing molecular models, mumble something about electrons p, s, and d-shells, announce the utility of a thing called valence, intone the rules, and finally, verify its validity by analyzing the chemical composition of well known molecules. This streamlines the coverage of a vast number of topics; but the coverage is brief and hardly of much value. Even if the mumbles are replaced with clearer enunciations and the quick shuffle with detailed expositions, the relative emphasis of ideas is especially inappropriate for a beginning science student. He is usually most unprepared to deal with the axiomatic basis of a rigorous treatment and he loses sight of the value of the structure as a whole.

For students newly introduced to the fundamentals of science in general, let alone the rigors of precise chemistry, it is imperative that students assimilate new ideas in as comfortable and familiar a framework as possible, which means, in terms of a macroscopic model. The macroscopic theory has the advantage that the whole of the study can be based on experimental evidence, easily understood and interpreted in terms of everyday experience. Moreover, because of the simplicity of the approach, it represents a rare and important opportunity. The value of the model may be clearly traced, and shown to depend on its utility, no more and no less.

Needless to say, we use the macroscopic theory as an introduction to chemistry in the first part of this unit. After the principles of chemistry have been developed on this level, we turn to the development of fundamentals of a microscopic model in part II; but, it is only when the macroscopic model proves inadequate, that we search for more fundamental and regular causes.

## B. FORMAT

This chapter develops three major concepts:

(a) Chemical elements are the primary substances of which all other substances are composed. It also points out the value of the general concept of an 'elemental' substance, which is a recurring theme in science.

(b) A knowledge of the patterns of chemical combination of the elements is an essential ingredient to the theory of chemistry. It enables us to predict the possibility of the outcome of chemical reactions.

(c) The property of chemical activity is an empirical measure of the relative combining tendencies of elements that are in the same chemical class. A knowledge of this property of chemical elements enables us to determine the probability of the outcome of chemical reactions.

Together these concepts form a minimal basis for a workable theory of chemistry in which we may accurately predict the outcome of a large class of chemical reactions.

In the remainder of this chapter each of these concepts is developed separately around specially designed laboratory activities. At the end of each activity a list of problems and additional activities is given so that students may test the value of the concepts, assess the depth of their understanding, and measure their progress.

## C. ELEMENTAL SUBSTANCES

### 1. A Discussion

Open an informal discussion on the general properties and features of chemistry, encouraging students to explore their own ideas, experiences, expectations, and uncertainties about the subject. Use specific questions such as those listed below.

*Questions:*

- (a) What is chemistry?
- (b) With what types of problems does it deal?
- (c) With what kinds of things is it concerned?
- (d) What kinds of laws are constructed to serve its purpose?  
Give examples of laws of chemistry?
- (e) How are these laws useful?
- (f) How is the subject used to serve society.

These questions serve as a background against which we may shape an appraisal of the major concepts outlined in section B.

### 2. An Activity

As the discussion develops, it is useful to appeal to analogies in fields other than chemistry, making comparisons with problems with which the students are more familiar. For example, a very fertile context within which we may develop the concept of 'elemental' substances, is in a study of colors. Below we have outlined an empirical investigation of a study of 'the theory of color' combination. It is pregnant with useful analogies. Several questions naturally occur that have useful parallels in chemistry.

In the study we review, what is meant by an 'elemental' or primary color and then explore its value in a 'theory of color'. We are able to measure its usefulness by defining the kinds of problems it enables us to solve that we could not have analyzed otherwise. In so doing we are able to demonstrate the value of the structure of a theory based on 'elemental' substances. In addition, in a more general vein, the study is an opportunity to underscore the advantages of the use of logic and the methods of mathematical analysis, including the language of equations, in solving problems in a traditionally 'un-mathematical' subject.

## Theory of Color Combination

### *Equipment*

Supply groups of students with water color paint boxes. The boxes should be prepared to contain only the colors, red, yellow, blue, green, orange, purple and brown.

### *Basis for a Theory:*

An 'elemental' or primary color is one that cannot be created by mixing other colors. A minimum requirement for a theory of color is the identification of all of the 'elemental' colors and the cataloguing of the composition of all non-basic colors. Our project is to experimentally construct such a theory.

By a discussion with the class it is easily agreed that there are only seven distinct colors. All others are a mixture of these. Aqua-marine, for example, is not a distinct color because one would describe it as a "greenish"-blue. Moreover, we must agree that black and white are not basic colors. When added to a color; they only change the shade. Consequently, we will restrict our consideration to the above seven colors.

*Teachers Note: All instructions and problems listed below are to be given to the student with the words underlined omitted. These are the answers to the implied questions.*

### *Instruction I*

Using the above definition of 'elemental' color, experimentally identify the primary colors as:

(I) \_\_\_\_\_, \_\_\_\_\_, and \_\_\_\_\_ are the secondary colors.

(II) \_\_\_\_\_, \_\_\_\_\_, \_\_\_\_\_, and \_\_\_\_\_.

The composition of the secondary colors are:

(III) \_\_\_\_\_, = \_\_\_\_\_ + \_\_\_\_\_.

(IV) \_\_\_\_\_, = \_\_\_\_\_ + \_\_\_\_\_.

(V) \_\_\_\_\_, = \_\_\_\_\_ + \_\_\_\_\_.

(VI) \_\_\_\_\_, = \_\_\_\_\_ + \_\_\_\_\_ + \_\_\_\_\_.

These facts are the basis of a "fundamental" theory of color. As innocent as it may seem, coupled with the use of logic, they are powerful. For example, with them we can predict the results of combining any colors.



### Application of the Theory of Color

#### *Problem Set I - "Mixing Secondary Colors"*

Identify the results of the following combination of secondary colors.

- (1) Purple + Yellow  $\frac{?}{=}$
- (2) Red + Green  $\frac{?}{=}$

Prove your results experimentally and theoretically.

#### *Problem Set II - "Dissonant Colors"*

There is a rule of thumb in painting that certain colors complement one another while others clash. For example, red and green are "clashing" colors, while red and yellow or blue and yellow are complementary. It turns out that one may generalize this result as follows: "Two colors that add to form brown are not pleasant visually when juxtaposed". Let us call these colors a "dissonant pair". Red and green, then, are a dissonant pair. How many other dissonant pairs can you find? Prove your result experimentally.

#### *Problem Set III - "A Question of Proportions"*

One of the advantages of a clear statement of the fundamentals of a theory is that these experimental facts may be combined with logical reasoning, leading to conclusions that we could not ordinarily anticipate. The problems listed above and their analyses illustrate this. Another advantage is that by examining combinations of facts plus the poor use of logic sometimes reveals the value of a concept that we take for granted. The misuse of the logic often produces an erroneous result that has a dramatic impact. Often it forces us to reassess our initial premises, with

the result that we gain a new insight. For example, ask the students to inspect the following piece of 'mis-logic' and identify the error in reasoning.

"Purple and Green are the Same Colors"

Proof

Part A

As  $\text{Red} + \text{Yellow} = \text{Orange}$

As  $\text{Red} + \text{Blue} = \text{Purple}$

then  $\text{Purple} + \text{Orange} = \text{Red} + \text{Yellow} + \text{Blue}$

but a

$\text{Red} = \text{Yellow} + \text{Blue} = \text{Brown}$

the

$\text{Purple} + \text{Orange} = \text{Brown}$

Part B

As  $\text{Yellow} + \text{Blue} = \text{Green}$

and

$\text{Red} + \text{Yellow} = \text{Orange}$

then

$\text{Orange} + \text{Green} + \text{Red} + \text{Blue} + \text{Yellow}$

hence

$\text{Orange} + \text{Green} = \text{Brown}$

Conclusion;

As  $\text{Purple} + \text{Orange} = \text{Brown}$

and

Green + Orange = Brown

then

Purple + Orange = Green + Orange

thus

Purple = Green

and Purple and Green are the same colors

### Analysis

This problem contains a new feature, namely, it reveals a need to consider the proportions in which colors are combined. The error in the above analysis lies in the mishandling of the effects of these proportions. The correct analysis is as follows:

Orange + Purple

= Red + Yellow + Red + Blue

= 2 parts Red + 1 part Yellow + 1 part Blue

= Red + Brown

+ "Reddish Brown"

while

Orange + Green

= Red + Yellow + Yellow + Blue

= Yellow + Brown

= "Yellowish Brown"

hence

Orange + Green ≠ Orange + Purple

then

Green ≠ Purple.

### 3. Researching the Literature

The study of color is a preparation for making many useful and suggestive comparisons with the characteristics of chemistry. In order to complete the basis for the comparison we must accumulate similar information about the subject of chemistry. On such fundamental points as the definition of elements, compounds and clarifying what is meant by a chemical combination of elements, we may profit by the experience of others and by reading appropriate accounts in textbooks and scientific articles. Very readable accounts of the fundamentals of chemistry may be found in the references cited below.

(a) A Short History of Chemistry (An Introduction to the Ideas on Concepts of Chemistry) by Isaac Asimov, published by Anchor Book, Doubleday & Co., Inc.

- p. 8 14: An account of the Greek concept of elemental substances.
- p. 15 - 28: An account of Alchemy, the pre-scientific of the chemistry.
- p. 41 - 43: A description of the discoveries that led to a new view of elemental substances that laid the basis for chemistry as a science.
- p. 70 - 89: A discussion of compounds and Dalton's Law of Multiple Proportions.

(b) Matter

One of the Life-Time Magazine Science Series books.

- p. 9 - 12: An introduction to the concept of chemical elements.
- p. 12 - 28: A description of the practice of Alchemy.
- p. 34 -38: A discussion of compounds and Dalton's Law of Multiple Proportions.

(c) General Chemistry by Nebergall, Schmidt, and Holtzclaw.

#### 4. Application of Fundamental Concepts of Problems:

In the following section we have listed several problems to demonstrate the value of the fundamental concepts of chemistry described in the reading assignments. These are important concepts on which the remainder of the chapter builds. In our treatment of the fundamental laws of chemistry we shall assume these concepts are well understood. These problems may be profitably pursued as homework or class projects. If students find some of them too difficult to work alone, it would be advisable to assign the problem as group homework problems.

One of the concepts implicitly relied on in most of these problems but not mentioned above, is that of the law of conservation of mass in a chemical reaction. Discuss this before assigning any problems.

As an aid to measuring a student's level of achievement in solving these problems, we have assigned each of them a degree of difficulty indicated by the number of stars preceding the problem number. One star problems are of average difficulty; two star problems are of more than average difficulty; and three star problems are the highest level of challenge.

published by Raytheon Education Co., Boston, 3rd edition.

p. 1 - 6: An introduction to all the basic concepts of Chemistry, elements, compounds, and the Law of Multiple Proportions.

This is a traditional general chemistry textbook. Any number of other basic texts will serve instead.

Divide the class into three groups and assign one of each to read one of the references cited above in preparation for a discussion during the next class period. Ask each student to be prepared to define and discuss the basic concepts of chemical compounds, and Dalton's Law of Multiple Proportions and make a comparison with their study of color.

Problem Set I - "Chemical Elements, Compounds, and Chemical Change"

The problems listed below may be answered using only the concepts developed in the preceding sections of this chapter, namely that of chemical elements, compounds, and the law of conservation of mass in chemical reactions.

- \*1. Construct an argument explaining why it is possible or impossible - i.e. inconsistent with the laws of chemistry - to invent a pill that when dissolved in a gallon of water turns the water plus the "stuff" in the pill into gasoline by a chemical reaction. It is not necessary to know the details of the reaction.

Note: Gasoline is an organic compound composed solely of hydrogen and carbon.

- \*2. Imagine you are a U. S. Senator on the sub-committee for the preservation and enhancement of vital natural resources. One of the important concerns of that committee would be our diminishing supply of gasoline. Suppose that a fellow senator proposes a bill to make federal funds available for fundamental research in chemical processes to turn sea water and other substances (as of yet not known) into pure gasoline with no waste.

(a) What scientific argument could you present in support of or against the value of his proposal?

(b) If you feel his proposal is unsound, is there an amendment that you could make to make it scientifically sound?

- \*\* 3. Analyze the validity of each of the following statements:

- (a) One cannot make hydrogen by mixing chemical compounds and have something left over.
- (b) One cannot make hydrogen by mixing compounds and have nothing left over.
- (c) One cannot make hydrogen by mixing other elements (excluding hydrogen) and have something left over.
- (d) One cannot make hydrogen by mixing other elements (excluding hydrogen) and have nothing left over.
- (e) It is impossible under any circumstances using chemical processes to build a "hydrogen production" factory.

For the purposes of this problem assume that the only compound that hydrogen and water form together is water,  $H_2O$ . Water can be created chemically by combining the correct volumes of gases of its constituent elements. Suppose such a process is carried out, using the information below and identify the excess gases if any:

- \* 4. 10 c.c. of H and 10 c.c. of O
- \* 5. 10 c.c. of H and 5 c.c. of O
- \* 6. 5 c.c. of H and 10 c.c. of O
- \* 7. 5 c.c. of H and 5 c.c. of O

The properties of chemical change:

Below we have listed several suggested chemical changes in schematic form. Indicate which of these are not possible and state which laws of chemistry they violate.



In order to simplify the statement of the problems and to facilitate their analysis we have introduced a symbolic notation where:

- $E_1$  represents some element labeled #1
- $E_2$  represents a different element labeled #2
- $E_3$  represents still a different element labeled #3
- $(E_1, E_2)$  represents a compound composed of elements  $E_1$  and  $E_2$ .
- $(E_1, E_2)$  and  $E_3$  represent a mixture of compound  $(E_1, E_2)$  and element  $E_3$ .

The arrow " $\Rightarrow$ " indicates a chemical change

Suggested changes.

- \*\*8.  $E_1$  and  $E_2 \Rightarrow E_3$
- \*\*9.  $E_1$  and  $E_2 \Rightarrow (E_1, E_2)$
- \*\*10.  $(E_1, E_2)$  and  $E_3 \Rightarrow E_4$
- \*\*11.  $(E_1, E_4)$  and  $(E_2, E_3) \Rightarrow (E_1, E_3)$  and  $(E_2, E_4)$
- \*\*12.  $(E_1, E_2)$  and  $(E_2, E_3) \Rightarrow (E_1, E_3)$  and  $E_3$

#### D. The Patterns of Chemical Combination of Elements

The preceding sections of this chapter make clear the value of cataloguing the combination patterns of basic colors to form new colors and suggests the same method of investigation may be useful in a study of chemistry. It would be ideal to proceed to investigate the patterns of combination of the chemical elements by mixing them in the laboratory. Unfortunately, to do so would be dangerous, expensive, and extremely time consuming. A great deal of technical knowledge would be required to carry out the necessary experiments. We may however, simulate the experience by using computing devices that imitate the patterns. Students may then carry out their own investigation with speed, accuracy, and safety.

The purpose of this exercise, then, is to accumulate empirical evidence of the patterns of chemical combination of the elements. With these results we will begin to build a theory of chemistry.

##### 1. The Experiment: Part I - Patterns of Elements Combining in a 1-to-1 Ratio

###### Equipment:

Organize the students into investigation teams. Assign each group a Compound Detector and instruct them in this use. See Appendix I. These instruments have been constructed to contain information about only 25 elements.

As the first step in the study, instruct the students to search for compounds containing only two elements in a one-to-one ratio. More complex compounds will be considered later. The restriction is made at this point only to simplify the search.

Assign each group at least four different elements whose combination

properties they are responsible for researching. Distribute the assignments so that the class as a whole will be engaged in research.

When all groups have completed their research, the teacher should collect the results, list them on the board, and discuss them. The teacher's role as a research coordinator in this experiment is crucial, for there are many directions a given student's investigation may take. The value of identifying and recording the combination patterns of the elements may not become clearer until the students begin to solve the problem in the following set. These should be attempted only at the conclusion of the above experiment when the students have classified the combination pattern of the elements assigned them and the teacher assists them in ferreting out the general patterns that exist amongst all of the elements.

## PROBLEMS SET II: CHEMICAL CLASSES

- \*1. Suppose a friend of yours has just completed a study of the combination pattern of elements. One set of data he has collected is shown below.

Compounds Discovered:



But H combines  
with no other element

But Na combines with  
no other elements

Use the general properties you found in your experiment to explain why his data could not be correct.

- \*2. Arrange the elements in the compounds below in like chemical classes. Then use this information to predict other one-to-one ratio compounds that may be formed using the same elements.



- \*3. Suppose that you had experimentally verified that the compounds listed above in problem 2 were valid. Using this information plus the concept of chemical class, prove or disprove the validity of the compounds postulated below.

HNa	ClF	CaO	HS
SS	SO	CaSe	CaCl
HMg	MgF	SeS	MgCl
NaH	NaCl	HH	HO

**\*\*4.** Suppose the same friend who asked you to help him analyze his data in problem #1, has done another set of experiments and requests your help again. But this time he wants to be sure that you are analyzing his results and not just comparing them directly with your own results. Consequently, he hides the name of one of the elements from you, simply calling it compound X.

Using the principles of chemistry you have learned to analyze the validity of his results.

compounds discovered

HH	X-F
HF1	X-Br
HBr	X-O
HI	X-Ca
HCl	X-H

but H combines  
with no other  
element

but X combines with no  
other element

## 2. Review

At the conclusion of this part of the experiment we have discovered among the twenty-five elements studied, all possible combinations of elements that combine in pairs of two. We have done a complete study of the restricted problem defined at the beginning of section D. The results indicate a regular trend and we have discovered a natural grouping scheme that reflects it. Our discovery also shows signs of being of more general use than simply as an economical accounting scheme. It may contain the seeds of a more profound concept. But if we are to learn more about the patterns of compound formation, we will have to extend our study to cover a search for more complicated compounds.

Where do we go from here? Haven't we considered how all combine with one another? On the contrary, it is important to recognize how limited our study has been so far and how many more possibilities there are to consider. So far we have studied only how two elements combine, and even for these, only in a one-to-one ratio. For example, our study thus far indicates that hydrogen does not combine with oxygen. However, further study will show that hydrogen and oxygen do combine in a two-to-one ratio to form the well known and very common compound, water or  $H_2O$ . Our problem then is to search out these more complicated possibilities.

Constructing a scheme to aid us is our first problem. It is instructive to begin by surveying the scope of the problem. In the study just completed, we tested all possible pairs of elements to form compounds, including the possibility of elements combining with themselves. This turns

out to be nearly 625 possible compounds - not all distinct. For, if we take each element and test it with all twenty five others and repeat this twenty five times for all elements to insure that we have tested all possibilities, we would have 25 x 25 possibilities, some of which would be duplications. The number of test we have to perform is easily manageable. As we turn to more complicated compounds the number of possibilities increases rapidly. Consider, for example, a compound composed of two elements, but in a two-to-one ratio, for example two parts H and one part O to form H<sub>2</sub>O.

**Problem:**

- 1.2.1. Estimate the number of possible compounds formed in a two-to-one ratio from among 25 different elements, by the method used above.
- 1.2.2. Compare this estimate with that for compounds formed in a one-to-one ratio.
- 1.2.3. Improve your estimate in both cases by subtracting from your count the number of duplications and compare the resulting numbers of the two sets of distinct possibilities again.

[Note: The compounds HF and FH are the same where as HHO and HOO are not.]

The results of this comparison shows that there are precisely 625 distinct compounds that can be formed from elements in a two-to-one ratio if we include the 'compound' formed by an element combining with itself. While the number for the compounds formed from one-to-one ratio of elements is considerably less. Thus, as the complexity of the compound grows the number of possibilities grows.

**Problem:**

- 1.2.4. Enumerate the other kinds of distinct compounds that may be formed using only two elements.

This problem discloses an innumerable number of possibilities. We may have two elements combine to form compounds in ratios of 3-to-1, 4-to-1, 5-to-1, ... 2-to-3, 2-to-4, 2-to-5, ... 3-to-4, 3-to-5, 3-to-6, ... etc. Clearly even the enumeration of the types of compounds is astronomically large, with each type of compound containing 625 possibilities. And our count of the possible compounds have only begun. As a final example, we consider compounds formed of three elements.

**Problem:**

- 1.2.5. Estimate the number of possible compounds formed from three elements in a 1-to-1-to-1 ratio.

The result of this problem shows that the number of non-distinct compounds of this type is  $25 \times 25 \times 25$  or 15,625. The number of necessary laboratory tests becomes unmanageable.

**Problem:**

- 1.2.6. For tri-elemental compounds enumerate the kinds of ratios of elements that one may use to search for distinct compounds.

The results of this problem shows the types of ratios one may find in a compound are:

2-to-1-to-1

2-to-2-to-1

3-to-3-to-1



3-to-1-to-1	3-to-2-to-1	4-to-3-to-1
4-to-1-to-1	4-to-2-to-1	5-to-3-to-1
5-to-1-to-1	5-to-2-to-1	6-to-3-to-1
...etc.	...etc.	...etc.

Again the enumeration of the classes of the possible compounds alone is fantastically large, each class requiring 15,626 test! Of course we could continue, counting four elemental compounds each with 400,625 non-distinct possibilities. The numbers stagger the imagination.

But this is the scope of the job, or at least one way to view it. When we are searching for patterns in phenomena we must be prepared to review mountains of data and consider innumerable possibilities. However, we are always sustained by the hope that the job is not as tedious as the enumeration of all of these possibilities might lead us to believe. There is always the faith that long before we have needs to consider even a small fraction of these data, a pattern will begin to emerge to rescue us. That is the faith and hope that drives all scientists.

A review of all of the possibilities also makes clear the sublime advantage of a useful pattern should we find one. It enables us to predict the results of all of the untried tests. We are able to know the whole of an astronomical scheme of possibilities by scrutinizing only a fraction of the evidence. This is the nub of scientific enterprise.

It is also important to recognize that although chance plays a role in whether or not we succeed, a great deal depends on our choice of data we choose to look at it and on how we use hints of evidence of small patterns in our search for larger ones.

### 3. The Experiment: Part IIA - Patterns of Elements Combining in More Complicated Ratios

Given the vastness of possibilities, it would be most reasonable to begin with the simplest class of large compounds outlined above, namely, the 2-to-1 ratio, bi-elemental compounds.

Assign each study group elements to research in a fashion similar to the experiment in Part I. For example, the group assigned to study hydrogen searches for a single unit of another element to combine with two units of hydrogen.

This second part of the investigation is similar to the first. Again it shall be the teacher's responsibility to assist the class at the conclusion of this experiment when they have completed their investigation to search for the overall patterns hidden within the collection of data representing the properties of all of the elements.

As a result of this part of the investigation new concepts will emerge. They may be applied to solve the following problems.

Problem:

- 1.3.1. Using an analysis similar to that above, given the classification of elements obtained in part I and the fact that HHO is a compound prove that HHS is a compound.
- 1.3.2. In a similar fashion, given that H, and Na are in the same chemical class and that HHO is a compound, predict that NaOH is a compound.

### Problems:

Using the original listing of chemical classes, the extended definition of chemical classes (i.e. that two elements in the same class always act the same) and the fact that HHO is a compound, show that it follows that:

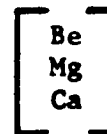
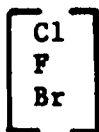
1.3.3. NaNa is in the same class as Mg.

1.3.4. NaNaS is a compound.

1.3.5. NaOH is a compound.

### Relation Among Four Classes

So far, our use of these new experimental facts have enabled us to draw a number of useful conclusions about relationships among elements in two classes on the basis of experimental evidence of the existence of a single compound formed from one element from each of the two classes. But the concepts employed are even more general and far reaching than that. If we introduce as additional grist, the law of multiple proportions, we can relate the elements in four classes on the basis of the existence of a single compound. For example, the law of multiple proportions can be used to prove that if HCl is a compound, then HHC1Cl is a compound. Then if HHO is a compound it implies that ClCl is in the same class as O. Then using the experimental evidence of part I that CaO formed a compound, we may conclude that CaClCl form a compound. Hence, we have interrelated the classes.



[Note: The implication that the formula HHC1Cl forms a "compound"

does not have the traditional atomic interpretation that a molecule is formed by two atoms of hydrogen and two of chlorine. We have avoided an atomic interpretation of our results and maintained only that the formula  $\text{HHClCl}$  denotes the proportions in which these elements combine to form a substance with new chemical properties.1

Problems:

- 1.3.6. By experimentally testing several cases, verify with the compound detector that if two elements combine to form a compound in a two-to-two ratio.
- 1.3.7. Prove that this is a logical consequence of the law of multiple proportions.

Prove that if  $\text{HHFF}$  is a compound and  $\text{HHO}$  is a compound, then:

- 1.3.8.  $\text{FF}$  is in the same class as  $\text{O}$
- 1.3.9.  $\text{HH}$  is in the class as  $\text{Ca}$
- 1.3.10.  $\text{ClCl}$  is in the same class as  $\text{Be}$
- 1.3.11.  $\text{LiHS}$  can be predicted to be a valid compound.

The relationship among the four chemical classes developed above coupled with the law of multiple proportion extended a step further is profoundly powerful, for it contains information about a sub set of the innumerable classes of compounds we have outlined above, namely, that all those involve only elements from those four classes. Just as we were able to predict the existence of the compound  $\text{NaOA}$  from the compound  $\text{HHClCl}$ , so we are able to predict the existence of any number of larger compounds the same way. For example:

Problem:

Experimentally verify that HHHFFF is a compound.

Show that this follows from the law of multiple proportions.

Show that since, HH is in the same class as Be and FF in the same class with O, the following compounds are possible:

- 1.3.12 HHCaFFF
- 1.3.13 CaCaFFF
- 1.3.14 CaCaOFF
- 1.3.15 HHCaOO
- 1.3.16 NaNaBeSS
- 1.3.17 LiLiMgSeO

A similar analysis can be used in reverse to test whether theoretically any compound composed solely of these four elements is possible. For example, if we would like to know whether the combination HClFOO forms a compound or not, we need only replace all elements by their F or H equivalents and see if the result contains these two elements in a one-to-one ratio.

Problem:

- 1.3.18 Use the scheme suggested above to test whether HClFOO should theoretically be a compound.
- 1.3.19 Verify your results experimentally with the compound detector.

In this fashion we can correctly predict the existence of all possible compounds that contain only elements from these four classes.

We have arrived at our universal law, at least for four classes of elements.

#### 4. Review

At the conclusion of this section, the advantage of the concept of chemical classes is firmly established and we have developed a scheme to expedite our search for more complicated compounds. We have discovered a universal law, relating four out of the eight of the chemical classes. It is a natural extension to search for larger compounds in the same fashion.

#### 5. The Experiment: Part IIB - Conclusion of the Search and the Construction of a General Law

This part of the experiment is necessarily different from the first two because we now have an efficient method of researching new compounds. We need only establish a connection between H and one element in the Al, N, and P class and finally a connection between H and one element in the C, Si, and Pb class. From this we may predict how H combines with all the rest. Using the law of multiple proportions we can then establish connections between the elements in all 8 classes. Assign all groups the project of researching separately the combination patterns of HHH and HHHH as these groups combine with one other element.

As before the analysis of the data obtained by the class as a whole is essential to the success of the experiment, as we are looking for general combination patterns amongst all the elements.

At the conclusion of this part of the experiment the information gathered here plus that obtained in parts I and II should be enough to enable the class to construct a general law describing the ability of a given element to combine with any combination of any sets of elements.

### *A Statement of the Law of Chemical Combinations*

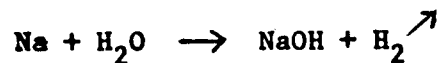
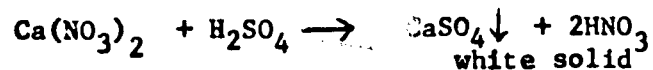
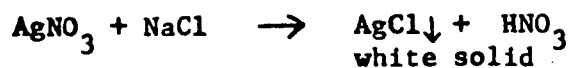
In section 4 we developed a scheme for predicting whether any given combination of elements formed a compound, so long as the classes from which the elements were taken were 'related'. By a careful analysis of the steps of this scheme we may extract a statement of a law of chemical combination.

#### Problem:

- 1.5. Develop a fool proof set of instructions for following the scheme given in section 4 under "Relations Among Four Classes" to predict whether or not a given combination of elements will form a compound. The statement must be sufficiently clear that a person who knows no chemistry may follow your directions and theoretically predict which combinations of elements form compounds no matter how many elements are involved or in what ratio.

## PROBLEM SET III: CHEMICAL REACTIONS

- ★★ 1. A ton of water contains 1776 lbs. of oxygen. Oxygen helps fire to burn. Yet water is used to extinguish fires. Explain why this is so.
- ★ 2. What is the difference between a physical change and a chemical change? Give one example of each.
- ★ 3. After a stick of wood has been burned, the ashes weigh much less than the original wood. Discuss whether this experiment gives evidence to contradict to the law of conservation of matter.
- ★★ 4. From experimental analysis, a research chemist found the following reactions to occur when  $\text{AgNO}_3$  is added to  $\text{NaCl}$  solution,  $\text{H}_2\text{SO}_4$  is added to a  $\text{CaCl}_2$  solution, and  $\text{Na}$  is added to  $\text{H}_2\text{O}$ :



Based upon the classifications you obtained using the data from your chemical slide rule, what other substances would you predict to behave as  $\text{NaCl}$ ,  $\text{Na}$  and  $\text{Ca}(\text{NO}_3)_2$ ?

- ★★ 5. In one of your reference books, Isaac Asimov's A Short History of Chemistry, there is an excellent description of how scientists classified all the elements according to chemical families. Please read pp. 125-145 and answer the following questions:

- a. Describe the basis upon which Lothar Meyer developed his periodic table.
- b. Describe the basis upon which Dmitri Ivanovich Mendeleev



developed his periodic table.

- c. Would Mendeléeu and Meyer's table correspond to the same classification of elements into the same groups? Explain your answer.
  - d. Explain how Mendeléeu used his periodic table of elements to make predictions about the properties of elements which had not been discovered in 1869. When these elements were discovered, did their properties agree with Mendeléeu's predictions?
- \* 6. Explain how chemists use the periodic table of elements to make predictions about the probability of chemical reactions of unknown chemicals.

## E. CHEMICAL ACTIVITY

In this section we study the patterns that govern chemical changes. This is the basis underlying the nature of chemical reactions and the working end of chemistry, the part on which technology is based. With a knowledge of the chemical change occurring, we are able to control the process and subsequently our environment. Chemical change is a fundamental and continuous process of this planet. Although elements are usually found in nature in combination with each other in compounds, they do not remain in that state forever. Under proper conditions two compounds can be brought together and induced to undergo a spontaneous change whereby the elements of the compounds reorganize themselves into new groupings to form new compounds. This change is called a chemical reaction. Sodium hydroxide (NaOH) and hydrochloric acid (HCl), for example, when mixed, undergo a chemical reaction to produce a mixture of two new compounds, sodium chloride (NaCl) and water (H<sub>2</sub>O). Similarly when ammonia (NH<sub>3</sub>) gas is exposed to oxygen (O<sub>2</sub>) at high temperatures, a reaction takes place. As a result, two new compounds are formed, nitrogen gas (N<sub>2</sub>)\* and water (H<sub>2</sub>O). This is a chemical description of a familiar process, the burning of a gas.

These are natural chemical processes that occur unaided, reflecting some of the laws of chemistry. Precisely what the law is

\* Nitrogen gas (N<sub>2</sub>) is considered a compound inasmuch as two nitrogen atoms are chemically bonded together.

at this point, we do not know. We do know, however, that there is a law which must exist (i.e. there is some pattern by which the elements recombine to form specific new compounds), because of the fact that the reactions are reproduceable and reliable. Whenever we combine NaOH with HCl or  $\text{NH}_3$  with  $\text{O}_2$  at high temperatures and pressures, the chemical products are always the same. We can also presume that the law must contain information about the properties of elements that our conceptual law does not give, since the first law is capable of predicting only which new compounds may legitimately be formed, but not which will indeed actually form. For example, In the reaction between  $\text{NH}_3$  and  $\text{O}_2$  at high temperature and pressure, can it be possible that nitrogen can combine with oxygen and liberate hydrogen? If we are to learn what this law is we must obtain additional information about the behavior of chemical elements and the compounds they form. As the law we seek pertains to the patterns of chemical change, it is reasonable that we begin our search by studying chemical reactions. To simplify our problem, we begin below by studying one of the cases of simple reactions, namely reactions between a compound composed of only two elements and pure elements. This simplifies the problem as we will have to look for patterns of recombination only among three elements.

## EXPERIMENT II "REACTION BETWEEN HCl AND METALS"

**Equipment:** Three medium sized test tubes per two students

**Chemicals:** 3 M solution of HCl. Sample of approximately 6 metals - Zinc (Zn) strips, lead (Pb) strips, copper (Cu) wire, iron (Fe) nails, aluminum (Al) wire, lumps of magnesium (Mg). The sizes of the sample should be approximately 1 to 2 cc.

**Procedure:**

Place five ml. of 0.1 M HCl in each of three test tubes. Add a sample of metal to each of the test tubes so that there is only one metal in each tube containing the solution of HCl. The purpose of using three test tubes at one time is to decrease the time for the entire experiment.

Observe and record the results. Describe any action that takes place indicating that a chemical change may be taking place. Generally speaking, chemical changes are easiest to identify when there are changes in properties such as color, odor, or physical state accompanied by the formation of a new product (if two liquids are mixed and a solid appears in the solution or a gas appears this is a change in physical state. A liquid becomes a solid or a gas). Hence one may look for these property changes as a preliminary clue to chemical reactions.

Pour off the solution and empty the contents of the test tube. Wash the container and repeat the experiment until each of the metal samples have been placed in a tube containing a solution of HCl.

Suppose upon adding a metal that we will call "Z" to a solution of HCl, we observe the metal disappear in the liquid and at the same time

bubbles are created around the dissolving metal. Let us further suppose that the metal "Z" is in the same chemical class as H\*.

Identify the new compound formed and the new element that is freed. Write an equation to represent the reaction.\*\*

Suppose that we have no idea of the chemical class in which the metal is found. Write an equation to represent each of the possible chemical reactions. Suppose that only one of the elements appearing in the set is a gas at room temperature, will this additional information help you to further identify the reaction products? If so, how?

PROBLEMS:

1. On the basis of your observations, identify the metals that react with a solution of HCl.

\* Although hydrogen exist in the free state as a diatomic molecule, H<sub>2</sub>, the notation H will be used in this discussion to keep the concept of hydrogen as an element on the simplest level.

\*\* Some students may tend to identify chlorine as the new element (gas) being formed while others may choose hydrogen or even oxygen from the water which merely serves as a medium in which the reaction occurs. The instructor may resolve these ambiguities by having his student insert a glowing splint momentarily over the evolved gas and noting that it is extinguished. This eliminates oxygen as the metal being evolved. Student should then be directed to look up the properties of chlorine and hydrogen in any standard general chemistry text to make the final decision that hydrogen is the element formed. Three typical references are Keller, E. "Hydrogen the Simplest" Chemistry, 42(10), 1969; Johnson, R. C., Introductory Descriptive Chemistry, W. A. Benjamin, Inc., N. Y. 1966 (paperback) and King and Caldwell, "College Chemistry", American Book Company, Fifth Edition, 1967.

This information is rather meager and may appear to be not of much value. A model may help us to order this information and make use of it.

Suppose we interpret the results of the reaction:



as inferring that since the metal "Z" reacts with HCl to form the new compound ZCl, it is because "Z" has a stronger preference for Cl than H has. Notice this is only a descriptive interpretation of the reaction. It does not add any new information. It has only stated that there is a preference, without stating what the preference means or giving any details or criterion by which the selections are made. In short, this is in effect just a way of describing the results - a description that nonetheless has a value.

#### PROBLEMS:

Suppose we have information about another metal "X" which when added to a solution of HCl does not undergo a reaction. Using the model which attributes reactions to a strength of preference of one element for another, what conclusions may you reach regarding the relative preferences of element "X" and H for Cl?

Using the above information, list the three elements, "X", "Z", and H in decreasing order of strength of preference for Cl.

On the basis of this list predict the results of the following reactions: [If there is no reaction indicate this fact].



The above examples point up very clearly the value of classifying elements according to the "strength of preference" for another element in the formation of a compound. By use of this scheme we are able to make predictions about the outcome of untried reactions, which is the goal of our study. It turns out that as a rule of thumb, we need not restrict this study to elements in the same chemical class, i.e. if Fe has a stronger preference for Cl than H does, then on the basis of that information alone we predict that adding Fe to a solution of HCl will produce the products, H and  $\text{FeCl}_2$ .

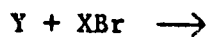
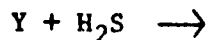
It also turns out that it is a good rule of thumb that if an element has a stronger preference for a given element than another, it will have a stronger preference for all other elements with which the latter forms similar compounds.

PROBLEMS:

Given the reactions



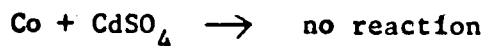


(a) predict which of the reactions will occur:



PROBLEMS:

Given the following set of data regarding reaction patterns, construct a comparative list of the preference strength of the elements Cd, Pb, Ni, Sn, and Co.



The information contained in these reactions is not sufficient for you to be able to identify uniquely the combining strengths of each element. There may still be pairs of elements whose relative strengths



remain unknown. For example, if one particular element is found to have more combining strength than two others, it should be possible to find further reactions which can establish the comparative strengths of the three elements in question. Hence, with reference to the above equations

- (a) Make a list of the order of strengths of the elements involved.
- (b) What is the smallest number of additional equations you would need in order to be able to construct a unique list of the elements in the order of increasing combining strength?
- (c) Identify the pairs of elements the reactions between which you need in order to make your list complete.
- (d) Recommend the reactions that would enable you to make the necessary distinction.

By carrying out experiments similar to the ones you have conducted to determine the relative chemical activities of a limited number of elements, chemists have deduced a comprehensive table of relative chemical activities or "preference" of elements for replacing hydrogen from a solution of HCl. The results of their work is summarized in table III.

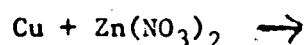
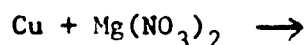
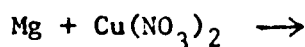
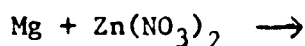
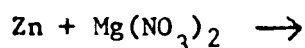
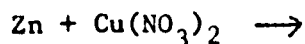
Table III List of Elements in Their Decreasing Order of "Chemical Combination Strength" or Continued Chemical Activity

Name of Element	Symbol	Name of Element	Symbol
Cesium	Cs	Zinc	Zn
Lithium	Li	Chromium	Cr
Rubidium	Rb	iron	Fe
potassium	K	Cadmium	Cd
Barium	Ba	Cobalt	Co
Strontium	Sr	Nickel	Ni
Calcium	Ca	lead	Pb
Sodium	Na	Hydrogen	H
Magnesium	Mg	Bismuth	Bi
Beryllium	Be	Copper	Cu
Aluminum	Al	silver	Ag
Manganese	Mn	gold	Au

## PROBLEM:

As an application of the concept of "chemical combination strength" the following activity is suggested.

- I. Using the listing a chemical activities given in table I., predict the outcome of the following chemical reactions:



- II. Experimentally verify your predictions by using 0.1 M solutions of  $\text{Cu}(\text{NO}_3)_2$ ,  $\text{Mg}(\text{NO}_3)_2$ , and  $\text{Zn}(\text{NO}_3)_2$ , a copper penny, a strip of magnesium, and a strip of zinc,

## PROBLEMS:

- \* 1. Using the activity table of the elements, explain why iron deteriorates in water while copper does not.
- \*\* 2. Using the activity series for the elements suggest a chemical process for removing the gold from gold oxide ( $\text{AuO}$ ).
- \* 3. Using the information contained in the activity series, construct an argument explaining why gold is a better metal for tooth fillings than sodium.
- \* 4. Using the activity table of the elements, explain why gold and silver are called "noble" metals while sodium and zinc are characterized as active metals.

## APPENDIX I

## CHEMICAL COMPOUND DETECTOR

In order to introduce students to the principles of chemistry within the context of their own immediate experience, we have developed a set of devices that imitate the patterns of combination of the chemical elements as they form new compounds. During the initial stages of his introduction to chemistry he is encouraged without the technical complexities or dangers of a real chemistry laboratory. Studies made with these devices maintain the essential elements of investigations of real physical phenomena, measurement, recording observation, searching for patterns, and the thrill of discovery.

Below we describe the operation and theory of two devices of that operation as 'chemical compound formula detectors'.

The Mechanical Balance*Operation of the Balance*

This version of the analogue chemical compound detector system is composed of an inexpensive two pan laboratory balance and two sets of systematically weighted packets. One set is constructed so that each packet represents (an atom of) a chemical element and is accordingly marked with the appropriate name or chemical symbol, while the other set is used as standards. In order to test whether two "elements" will combine we chose a combination of packets representing a possible compound, e.g., the combination "X and Y." The packet that represents element X and the packet that represents element Y are placed on the same side of the empty equilized balance. The

balance will then, of course, shift to a position favoring the side with the X and Y packets on it. The standard weights, S, are then added one by one to the other side of the balance until: (a) the balance reverses its position and is then unbalanced in the opposite direction which indicates that they do not combine (in the fashion); or (b) the balance returns to the equilibrium position which means that, according to the balance scheme used, the elements may combine. See figures 9 and 10.

### Theory of Balance

The principle on which the operation of the "compound detector" is based is equivalent to that on which the periodic table is based. A set of weighted packets which represent atoms of elements is constructed to be multiples of a basic (arbitrary) weight. The lightest packet, which is chosen to represent hydrogen, has a unit weight 1. The packets are arranged in order of increasing weight and a given packet weight is related to each element. A scheme is represented in the Table IV. Thus all elements whose valence is +2 will have a weight of 2 + a multiple of 8; etc. All elements with a valence of +4 or -4 will have a weight of 4 + a multiple of 8; all elements with a valence of -3 will have a weight of a multiple of 8 - 3; all elements whose valence is -2 will have a value of a multiple of 8 - 2; etc. Thus any combination of elements which may combine to form an ionic compound must have a net zero valence and thus a total weight that is a multiple of 8. The standard packets which are used to balance the element packets are constructed so that each has a weight of exactly 8 times the weight of the unit packet representing hydrogen.

This system of assigning weights was used for all packets except

those representing the inert gas element. The packets representing the inert gases are constructed so that they weigh a multiple of 8 plus a half unit. In this way, using relatively small numbers in packets for inert gases (i.e.) less than approx. 8), the inert gases will not be found to balance with any of the other elements, thus illustrating the inert chemical character of these elements.

### The Slide Rule

#### *Operation:*

The slide rule version of the compound detector operates on the same principle as the mechanical balance version. But, it associates characteristic lengths on a rule with units of chemical elements. A working rule set is composed of two or more separate rules, one major rule and one or more minor rules, each marked with regular divisions, each of which represents a chemical element.

In order to test whether two elements, for example, X and Y, combine to form a compound in a one-to-one ratio of units of volume - or equivalently, if ten atoms of X combine with an atom of Y to form a diatomic molecule - one adds the lengths associated with each element by placing the left index of one rule over the division representing one element on the major rule, as shown in figure 11. If the division representing the other elements on the minor rule lies adjacent to a red marker on the major rule, as shown in figure 11(a) the two elements form a possible compound. If the division representing the second element on the minor rule does not fall on a red marker on the major rule, as shown in figure 11(b), the two elements do not combine in a one-to-one

ratio to form a compound. In order to test whether the atoms of two or more elements combine to form molecules with more than two atoms, the process of adding the lengths associated with each atom of the prospective molecule is continued until the length associated with the final atom is added. If it is adjacent to a red marker on the major rule, as in figure 12, the test fails and the elements do not form a compound in that fashion.

The only limits to the size of the potential molecule being tested is the length of the major rule. If larger molecules are desired than there is room for on the major rule, construct an extension of the rule by adding equally spaced "red marked" divisions consistent with the division on the major rule.

### Limitations

Because of the simplicity of its design, the compound has several limitations.

#### *Single Valence*

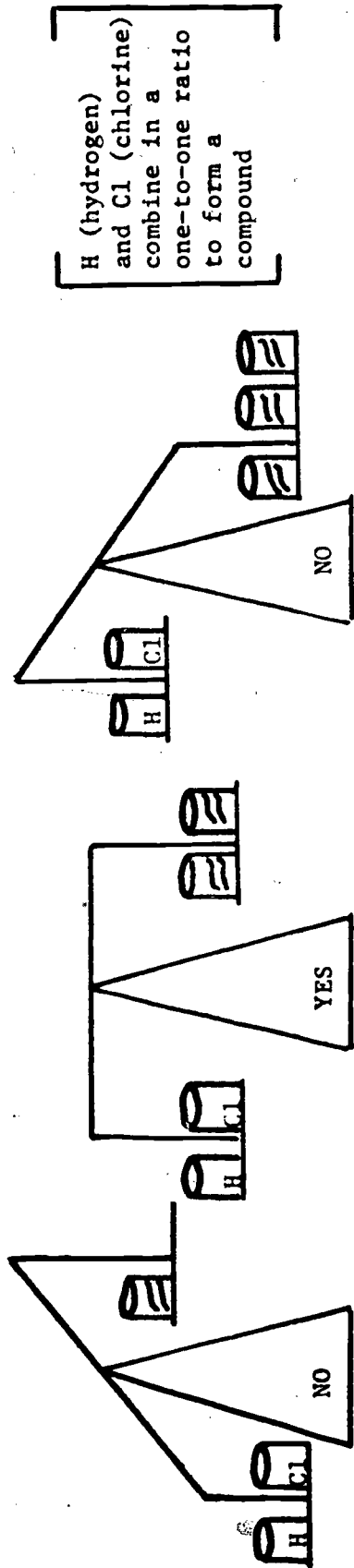
First and most obviously, the instrument is constructed to reflect a fixed, single valence for each element. It cannot, for example, admit both CO (carbon monoxide) and CO<sub>2</sub> (carbon dioxide) as valid compounds at the same time. The valence scheme used to construct the detector<sup>1</sup> is given in table IV.

#### *False Compounds*


The more subtle limitation inherent in the design of the device is that it recognizes as correct compounds those with a net valence of multiples of +8 or -8 as well as zero. For example, HCl is correctly recognized as a valid compound by the detector, as it has a net valence of zero. But it will

also admit, though incorrectly,  $H_8$ ,  $H_{16}$ ,  $Cl_8$ , or  $Cl_{16}$  as valid compounds. Similarly, it judges incorrectly more complicated collections of elements such as  $Ca_3Mg$  (net valence of +8) or  $P_3H$  (net valence of -8). These errors should not, however, greatly inhibit the use of the detector as a valuable learning aid. It is most useful in the early stages of a chemistry course when one is not concerned with complicated compounds and there is little chance of encountering the false compounds. If it is used later in a course, for demonstrating the advantages of the periodic properties of the elements, for example, students are usually sufficiently advanced to be made aware of the limitations of the instrument and able to take the necessary precautions.

OPERATION OF THE BALANCE  
VERSION OF THE COMPOUND DETECTOR



(a)

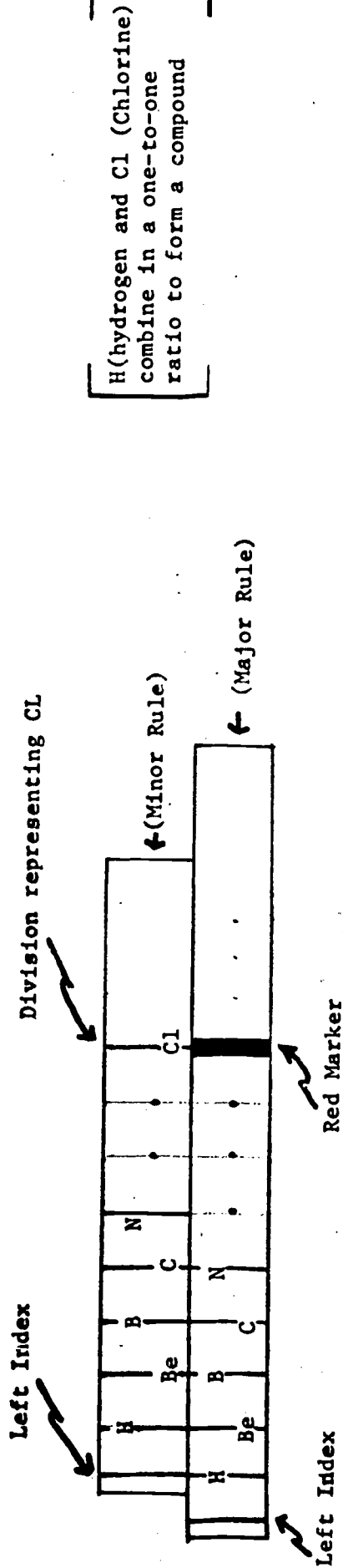


(b)

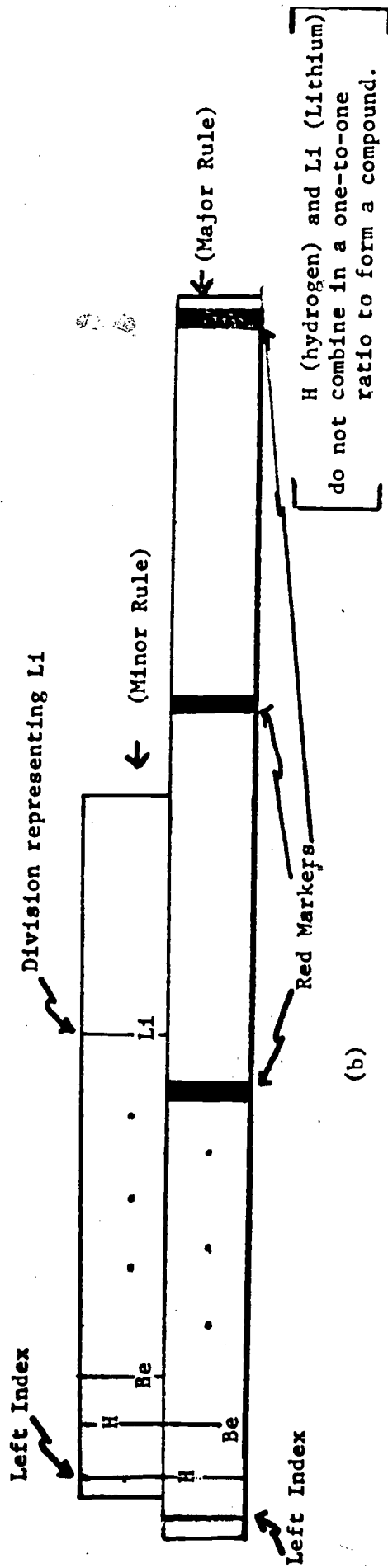
figure 10



USE OF THE CHEMICAL SLIDE-RULE



(a)



(b)

figure 11

USE OF THE CHEMICAL SLIDE-RULE

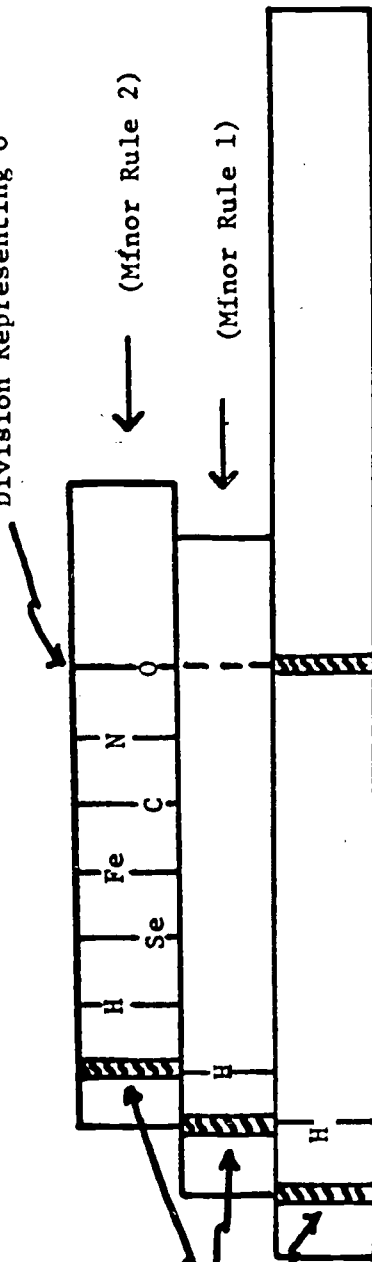
Division Representing 0

(Minor Rule 2)

(Minor Rule 1)

(Major Rule)

Left Indices



One unit of O (oxygen) and two units of H (hydrogen) combine to form the compound  $H_2O$

figure 12