

DOCUMENT RESUME

ED 111 451

JC 750 470

TITLE Data on Iowa's Area Schools (School Year 1973-74).
 INSTITUTION Iowa State Dept. of Public Instruction, Des Moines.
 PUB DATE 74
 NOTE 385p.

EDRS PRICE MF-\$0.76 HC-\$19.67 Plus Postage
 DESCRIPTORS Adult Education; *College Curriculum; College Faculty; *Educational Facilities; *Educational Finance; *Enrollment; Followup Studies; Graduates; *Junior Colleges; Libraries; Terminal Students; Transfer Students; Vocational Education

IDENTIFIERS *Iowa

ABSTRACT

This document presents a comprehensive statistical picture of public postsecondary two-year institutions in Iowa. The bulk of the document consists of extensive tables of data obtained from records of the Area Schools Division, Iowa State Department of Public Instruction, but brief narratives and charts are included as well. Many of the 16 area schools offer a college parallel program equivalent to the first two years of a baccalaureate degree program. Course offerings in college parallel programs are listed, as well as courses in adult and vocational education. Courses and students are classified according to their eligibility for State General Aid. Enrollment and graduation data are tabulated and variously classified. Professional staff for each area school are classified according to salary, age, experience, highest degree earned, position, and graduate academic major. Data on library resources and staff are included, and data on physical facilities are tabulated on the basis of financial and architectural criteria. Finally, information on financial resources, expenditures, and tuition and fee income of area schools are presented in accord with the area schools' uniform financial accounting system. Appended are two statewide followup studies: area school graduates of 1973-74 (by program area), and secondary school graduates of 1972-73 after one year (by geographic region). (NHM)

 * Documents acquired by ERIC include many informal unpublished *
 * materials not available from other sources. ERIC makes every effort *
 * to obtain the best copy available. nevertheless, items of marginal *
 * reproducibility are often encountered and this affects the quality *
 * of the microfiche and hardcopy reproductions ERIC makes available *
 * via the ERIC Document Reproduction Service (EDRS). EDRS is not *
 * responsible for the quality of the original document. Reproductions *
 * supplied by EDRS are the best that can be made from the original. *

ED111451

U.S. DEPARTMENT OF HEALTH,
EDUCATION & WELFARE
NATIONAL INSTITUTE OF
EDUCATION

THIS DOCUMENT HAS BEEN REPRO-
DUCED EXACTLY AS RECEIVED FROM
THE PERSON OR ORGANIZATION ORIGIN-
ATING IT. POINTS OF VIEW OR OPINIONS
STATED DO NOT NECESSARILY REPRESENT
OFFICIAL NATIONAL INSTITUTE OF
EDUCATION POSITION OR POLICY.

DATA ON IOWA'S AREA SCHOOLS

(School Year 1973-74)

State of Iowa
DEPARTMENT OF PUBLIC INSTRUCTION
Grimes State Office Building
Des Moines, Iowa 50319

1974

JE 138410

State of Iowa
DEPARTMENT OF PUBLIC INSTRUCTION
Grimes State Office Building
Des Moines, Iowa 50319

STATE BOARD OF PUBLIC INSTRUCTION

Muriel I. Shepard, President, Allison
T. J. Heronimus, Vice President, Grundy Center
Robert J. Beecher, Creston
Jolly Ann Davidson, Clarinda
Ronald P. Hallock, West Des Moines
Virginia Harper, Fort Madison
Robert G. Koons, Clinton
Georgia A. Sievers, Avoca
John E. van der Linden, Sibley

ADMINISTRATION

Robert D. Benton, State Superintendent, and Executive Officer
of the State Board of Public Instruction
David H. Bechtel, Administrative Assistant
Richard N. Smith, Deputy State Superintendent

Area Schools and Career Education Branch

Wm. M. Baley, Associate Superintendent

Area Schools Division

Charles R. Moench, Director
Ken Russell, Chief, Adult Education
Robert B. Yeager, Chief, Fiscal Control
Kathy McPherson, Publication Assistance

FOREWARD

DATA ON IOWA'S AREA SCHOOLS is an attempt to bring together in one source a comprehensive statistical picture of public post-secondary two-year institutions in Iowa during the 1973-74 school year.

This is the sixth effort to provide this data in a single source, and represents a more adequate effort than previous publications. We anticipate this publication will provide an important source of data for those interested in public post-secondary two-year institutions and will also serve as a permanent resource of information for future researchers interested in the development of Iowa's area schools.

Much of the data contained in this publication is presented in tables. Such a format is almost essential if the information is to be presented in an economical manner. However, in addition to the tables, brief narratives and charts have also been included to assist in providing the reader with a more easily understood publication.

Most of the data presented in this publication has been made available from records of the Area Schools Division. Inquiries concerning this data or additional information related to this data may be directed to the Area Schools Division of the Iowa State Department of Public Instruction.

TABLE OF CONTENTS

Section	Page
Organization	1
Educational Programs	10
Students	108
Graduates	219
Professional Staff	245
Library	286
Physical Facilities	299
Financial	319
Follow-Up	364
Addendum	371

LIST OF TABLES

Table 1	Course Offerings in College Parallel	24
Table 2	Adult Education Number of Courses Eligible for State General Aid in High School Completion and Continuing and General Education . . .	100
Table 3	Adult Education Number of Courses Offered in Career Education	101
Table 4	Adult Education Number of Courses Offered in College Parallel Education	102
Table 5	College Parallel Courses Offered in Adult Education	103
Table 6	Adult Education Courses Offered in Continuing and General Education Not Eligible for State General Aid	107
Figure 1	Headcount by Major Divisions Including Students Not Eligible for State General Aid	108
Figure 2	Headcount by Major Divisions - Students Eligible for State General Aid	109
Figure 3	Full-Time Equivalent Enrollment by Major Divisions Including Students Not Eligible for State General Aid	110
Figure 4	Full-Time Equivalent Enrollment by Major Divisions - Students Eligible for State General Aid	111
Figure 5	Full-Time Equivalent Enrollment of General Adult by Major Categories Eligible for State General Aid	112
Table 7	Enrollments - School Year 1973-74 Headcounts - Including Students Not Eligible for State General Aid .	113
Table 8	Enrollments - School Year 1973-74 Headcounts - Students Eligible for State General Aid	114
Table 9	Full-Time Equivalent Enrollment - School Year 1973-74 Including Students Not Eligible for State General Aid	115
Table 10	Full-Time Equivalent Enrollment - School Year 1973-74 Students Eligible for State General Aid	116
Table 11	Distribution of General Adult Full-Time Equivalent Enrollment School Year 1973-74	117
Figure 6	Fall Term Enrollment in Career Education and College Parallel Division	118
Table 12	Fall Term Enrollment - 1973-74 School Year	120

LIST OF TABLES (cont.'d)

Table 13	Residence of Students Enrolled in Area Schools During the Fall Term 1973-74 School Year	122
Table 14	Fail Term Enrollment - 1973-74 School Year	123
Table 15	Area School Enrollment At End Of Second Week Of Term	124
Table 16	1973-74 Summary of Area School Enrollment by Program	159
Table 17	Comparison on Fall Term Enrollment in Area Schools	172
Table 18	Enrollment at End of Second Week - Status of Students	173
Table 19	Characteristics of Students Attending Area Schools - 1973 Fall Term Enrollment	188
Table 20	Permanent Residence of Students Attending Area Schools Iowa Counties - 1973 Fall Term Enrollment	213
Figure 7	Distribution of Awards to Graduates of Full-Time Career Education Programs	219
Table 21	Awards Granted to Students Completing Area School Programs	220
Table 22	Awards Granted to Students Completing Area School Programs - State Totals	237
Table 23	Number of Students Completing Adult Education Programs	243
Table 24	Graduates of Selected Supplementary Career Education Programs	244
Table 25	Data About the Number of Professional Personnel, Salary, Age, Experience, Highest Degree Earned, Major Position, and Graduate Majors Employed in <u>Area I</u> for the 1973-74 School Year	246
Table 26	Data About the Number of Professional Personnel, Salary, Age, Experience, Highest Degree Earned, Major Position, and Graduate Majors Employed in <u>Area II</u> for the 1973-74 School Year	247
Table 27	Data About the Number of Professional Personnel, Salary, Age, Experience, Highest Degree Earned, Major Position, and Graduate Majors Employed in <u>Area III</u> for the 1973-74 School Year	248
Table 28	Data About the Number of Professional Personnel, Salary, Age, Experience, Highest Degree Earned, Major Position, and Graduate Majors Employed in <u>Area IV</u> for the 1973-74 School Year	249
Table 29	Data About the Number of Professional Personnel, Salary, Age, Experience, Highest Degree Earned, Major Position, and Graduate Majors Employed in <u>Area V</u> for the 1973-74 School Year	250

LIST OF TABLES (cont.'d)

Table 30	Data About the Number of Professional Personnel, Salary, Age, Experience, Highest Degree Earned, Major Position, and Graduate Majors Employed in <u>Area VI</u> for the 1973-74 School Year	251
Table 31	Data About the Number of Professional Personnel, Salary, Age, Experience, Highest Degree Earned, Major Position, and Graduate Majors Employed in <u>Area VII</u> for the 1973-74 School Year	252
Table 32	Data About the Number of Professional Personnel, Salary, Age, Experience, Highest Degree Earned, Major Position, and Graduate Majors Employed in <u>Area IX</u> for the 1973-74 School Year	253
Table 33	Data About the Number of Professional Personnel, Salary, Age, Experience, Highest Degree Earned, Major Position, and Graduate Majors Employed in <u>Area X</u> for the 1973-74 School Year	254
Table 34	Data About the Number of Professional Personnel, Salary, Age, Experience, Highest Degree Earned, Major Position, and Graduate Majors Employed in <u>Area XI</u> for the 1973-74 School Year	255
Table 35	Data About the Number of Professional Personnel, Salary, Age, Experience, Highest Degree Earned, Major Position, and Graduate Majors Employed in <u>Area XII</u> for the 1973-74 School Year	256
Table 36	Data About the Number of Professional Personnel, Salary, Age, Experience, Highest Degree Earned, Major Position, and Graduate Majors Employed in <u>Area XIII</u> for the 1973-74 School Year	257
Table 37	Data About the Number of Professional Personnel, Salary, Age, Experience, Highest Degree Earned, Major Position, and Graduate Majors Employed in <u>Area XIV</u> for the 1973-74 School Year	258
Table 38	Data About the Number of Professional Personnel, Salary, Age, Experience, Highest Degree Earned, Major Position, and Graduate Majors Employed in <u>Area XV</u> for the 1973-74 School Year	259
Table 39	Data About the Number of Professional Personnel, Salary, Age, Experience, Highest Degree Earned, Major Position, and Graduate Majors Employed in <u>Area XVI</u> for the 1973-74 School Year	260
Table 40	Data About the Number of Professional Personnel, Salary, Age, Experience, Highest Degree Earned, Major Position, and Graduate Majors Employed in All Area Schools for the 1973-74 School Year	261
Table 41	Area School Professional Employees Comparison of 1973-74 Year With Previous Years	263
Table 42	Data About the Number of Professional Personnel, Salary, Age, Experience, Highest Degree Earned, Major Position, and Graduate Majors Employed in Administration in All Area Schools for the 1973-74 School Year	264

LIST OF TABLES (cont.'d)

Table 43	Data About the Number of Professional Personnel, Salary, Age, Experience, Highest Degree Earned, Major Position, and Graduate Majors Employed in Career Education in All Area Schools for the 1973-74 School Year	265
Table 44	Data About the Number of Professional Personnel, Salary, Age, Experience, Highest Degree Earned, Major Position, and Graduate Majors Employed in College Parallel in All Area Schools for the 1973-74 School Year	266
Table 45	Data About the Number of Professional Personnel, Salary, Age, Experience, Highest Degree Earned, Major Position, and Graduate Majors Employed in Student Services in All Area Schools for the 1973-74 School Year	267
Table 46	Data About the Number of Professional Personnel, Salary, Age, Experience, Highest Degree Earned, Major Position, and Graduate Majors Employed in Other Student Support in All Area Schools for the 1973-74 School Year	268
Table 47	Data About the Number of Professional Personnel, Salary, Age, Experience, Highest Degree Earned, Major Position, and Graduate Majors Employed in Adult Education in All Area Schools for the 1973-74 School Year	269
Figure 8	Highest Formal Educational Attainment of Area School Professional Employees	270
Table 48	Non-Certified Staff Employed by Area Schools in Fiscal Year 1974	271
Table 49	Library Staff	288
Figure 9	Number of Volumes Held at End of 1973-74 School Year by Area Schools	292
Table 50	Library Resources	293
Table 51	Library Operating Expenditures and Library Services	296
Figure 10	Allocation of State Grants for Vocational Facilities	301
Table 52	Status of Funds for Construction of Vocational Facilities	302
Table 53	Status of Area School Building Construction with State Grant Monies	303
Table 54	Summary of Area School Sites	305
Table 55	Summary of Area School Physical Facilities (Buildings)	309
Table 56	Summary of Area School Physical Facilities Buildings - Leased (Not Owned or in Process of Lease-Purchase)	315

LIST OF TABLES (cont.'d)

Table 57	Area Schools Comparison of 1973 General Fund Revenue and Expenditures to 1974 Revenue and Expenditures	321
Figure 11	Area School Revenue and Expenditures for Fiscal Year 1974	322
Table 58	Summary of All Area Schools Comparison Between 1974 Actual, 1975 Anticipated and 1976 Projected Actual Income and Expenditures	323
Table 59	Summary of Area Schools 1973-74 Actual Revenue, and Expenditures by Amount and Percentage	324
Table 60	Summary of Area Schools 1973-74 Actual Revenue and Expenditures by Amount and Percentage	326
Table 61	A Dollar Comparison Between 1974 Budget Revenue From Budget Form and 1974 Actual Revenue From Annual Report Form by Source	348
Table 62	A Dollar Comparison Between 1974 Budget Expenditures From Budget Form and 1974 Actual Expenditures From Annual Report Form - By Category	349
Figure 12	1974 Area Schools General Fund Revenue and Expenditures as Assigned to the Four Educational Functions	350
Table 63	Area Schools State General and Vocational Aid for Fiscal Year 1974	351
Table 64	Area School State General Aid for Fiscal Year 1974	352
Table 65	Area Schools State Vocational Aid for Fiscal Year 1974	353
Table 66	Actual Plant Fund Revenue by Area School for Fiscal Year 1974 From Annual Report	354
Table 67	Actual Plant Fund Expenditures by Area School for Fiscal Year 1974 From Annual Report	355
Table 68	Area School Tuition for 1973-74 School Year	356
Table 69	Area School Fees and Charges for Room and Board for 1973-74 School Year	357
Table 70	Tuition Rates for Adults Enrolled in Selected Adult Education Programs in Area Schools During Fiscal Year 1974	358
Table 71	Summary of Cost Analysis for Fiscal Year 1974	359
Table 72	Follow-Up of Students Terminating Preparatory Career Education Programs and College Parallel-Career Option Programs During Fiscal Year 1974 (1973-74 School Year)	365
Table 73	1974 Estimated Population by Merged Area	372



LIST OF TABLES (cont.'d)

Table 74	1974 Estimated Size of Merged Areas (Square Miles)373
Table 75	Area Schools Actual and Proposed Expenditures - Fiscal Years 1967 Through 1976 General Fund374
Table 76	Graduate Follow-Up - Students Completing Secondary School Programs During the 1972-73 School Year375
Table 77	Area Schools Comparison of General Fund Revenue Sources - Fiscal Years 1967-74383

ORGANIZATION

Iowa's area schools constitute a statewide system of public two-year post-secondary institutions. Each area school serves a multi-campus merged area which varies in size from approximately four to eleven counties. All area schools offer a comprehensive educational program available to all Iowans; there are no residence restrictions which would prohibit Iowans from attending any of the area schools.

Area schools were developed as a result of legislation approved in 1965 by the 61st General Assembly (Senate File 550, Acts of the Iowa 61st General Assembly which became Chapter 280A, Code of Iowa). This legislation permitted the development of a statewide system of post-secondary educational institutions operated under the direction of the State Board of Public Instruction. The institutions developed as a result of this legislation were designated as area schools and were to be organized by merged areas which included two or more counties. The boards of education of county school systems were authorized to plan for the merger of county school systems or parts thereof to develop a merged area provided that no local school district be part of more than one merged area. Each merged area was required to have a minimum of at least 4,000 public and private pupils in grade 9 through 12.

The merged areas were authorized to develop area schools as either area community colleges or area vocational schools. The statement of philosophy contained in the original enabling legislation and amended in 1967 by the 62nd General Assembly (Senate File 616, Acts of the Iowa 62nd General Assembly) identified the following categories as appropriate educational opportunities and services to be provided by the area schools.

1. The first two years of college work including pre-professional education. (This does not apply to those merged areas that organized as area vocational schools).
2. Vocational and technical training.
3. Programs for in-service training and retraining of workers.
4. Programs for high school completion for students of post-high school age.
5. Programs for all students of high school age who may best serve themselves by enrolling for vocational and technical training while also enrolled in a local school, public or private.
6. Student personnel services.
7. Community Services.

8. Vocational education for persons who have academic, socio-economic, or other handicaps which prevent their succeeding in regular vocational education programs.
9. Training, retraining, and all necessary preparation for productive employment of all citizens.
10. Vocational and technical training for persons who are not enrolled in a high school and who have not completed high school.

The legislation establishing the area schools limited the number of merged areas to not more than twenty. This number was amended by Senate File 616 in 1967 to permit the development of no more than seventeen area schools.

The fiscal support for area schools was provided through a combination of federal, state, and local funds and student tuitions. These funds include a local three quarter mill levy on property within the merged area for operational purposes and an additional three quarter mill levy for the purchase of sites and construction of buildings. The levy for sites and construction must be approved by a majority of those voting in the merged area and may be approved for a period not to exceed five years. General state aid was distributed to area schools on the basis of \$2.25 per day for the average daily enrollment of full-time students and the full-time equivalent of part-time students who are residents of Iowa. This formula was changed in 1969 by the 63rd General Assembly (House File 825, Acts of the 63rd General Assembly) to provide for the payment of state general aid equal to the full-time equivalent enrollment of Iowa residents x 180 days x \$2.25. This new formula provides for the computation of full-time enrollment on the basis of actual contact hours of instruction. The individual area school has the authority to establish tuition. (This authority to establish tuition by an individual area school was granted in 1967 when the legislature deleted a requirement that tuition be charged in accord with rules adopted by the State Board of Public Instruction; these rules had previously limited tuition for Iowa residents to \$100 per semester). The Code of Iowa limits tuition for area school students who are residents of Iowa to a tuition that is not to exceed the lowest tuition rate per semester, or the equivalent, charged by the three state universities. The Code also requires that tuition for non-residents of Iowa must be not less than 150 percent and not more than 200 percent of the tuition established for residents of Iowa.

The legislation authorizing the development of area schools was favorably received by Iowans. The first plan for the organization of a merged area was received by the State Department of Public Instruction on July 5, 1965 only one day after the effective date of legislation. Plans from other areas followed in quick succession and a total of fourteen merged areas were approved and organized in 1966 and a fifteenth in 1967. Substantially all of ninety-two counties were included in the fifteen merged areas as originally approved. Fourteen of these fifteen merged areas offered some educational programs during the 1966-67 school year and the fifteenth began offering programs during the 1967-68 school year.

Seven additional counties joined merged areas in subsequent years. Crawford County joined Merged Area XII on July 1, 1969. On July 1, 1970 Audubon and Carroll Counties joined Merged Area XI, Delaware and Dubuque Counties joined Merged Area I and Jackson County joined Merged Area IX. During the spring of 1971, the last county to remain outside of the merged areas, Cherokee County, joined the merged area system with three school districts in the county affiliating with Merged Area XII and two school districts with Merged Area IV. All area schools are operated by a locally elected board of directors. These boards vary in size from five to nine members. The chief administrator employed by each area school board of directors is identified as a superintendent.

Area schools may at least to some extent be considered the successor of the public junior colleges that previously operated in Iowa. The first of these Iowa public junior colleges, Mason City Junior College, was organized in 1918 as a division of the local secondary school district. Additional public junior colleges similarly organized were subsequently developed and a total of thirty-five different public junior colleges were organized prior to the development of area schools. A number of these public junior colleges discontinued operation a few to reopen at a later date - until in 1965, the year prior to the development of area schools, there were sixteen public junior colleges operating in Iowa. With the development of the area schools, these public junior colleges gradually merged with area schools until only one public junior college remained operating during the 1969-70 school year. This public junior college, Emmetsburg Junior College, merged with Iowa Lakes Community College at the beginning of the 1970-71 school year.

The state governing board responsible for area schools, as well as the public elementary and secondary schools in Iowa, is the State Board of Public Instruction. This board has the responsibility for providing leadership to area schools and supervising the regulation of these institutions. The State Board in conjunction with the State Board of Regents also has the responsibility for developing departmental rules for area schools. The State Board is advised on the operation of area schools by a nine member State Advisory Committee on Area Schools established by statute.

The fifteen area schools operate programs throughout the merged areas they serve. There are a total of twenty-six major campuses operated by area schools. In addition, there are numerous programs and courses operated on off-campus sites; frequently in conjunction with other agencies such as local public secondary school districts. The last major campus to be developed by area schools was the Dubuque Campus opened by Merged Area I during the 1971-72 school year. In addition to the major campuses, the Des Moines Area Community College is also operating an Urban Campus to serve the inner city that began operation at the beginning of the 1972-73 school year in a rented facility.

Nine of the area schools are multi-campus institutions that operate two or more major campuses. These institutions are considered a single institution for most purposes although the local operation of each institution may vary considerably. For example, some area schools provide for a high degree of local autonomy in the operation of individual campuses (particularly those area schools where campuses are located a considerable distance from each other)

while other area schools operate with a more centralized administrative organization. Examples of institutions that provide for considerable local autonomy are merged areas VI and IX. Multi-campus institutions that operate as a single institution that only incidentally have more than one campus are merged areas III and V.

The chapter of the state statutes that includes the basic act authorizing the development of the area schools is Chapter 280A, Code of Iowa. Chapter 286A, Code of Iowa, is the chapter that provides the procedure for payment of state general aid to area schools.

The area schools are approved through a procedure that involves comprehensive self-studies prepared by each institution and followed by an evaluation team visit by a team composed of representatives of the State Board of Public Instruction and the State Board of Regents. Approval recommendations for area schools are developed as a result of these visitations and, in the years between the evaluation team visits, all area schools are visited annually by representatives of the State Department of Public Instruction. During the 1973-74 school year, twelve area schools were visited by annual visitors representing the State Board of Public Instruction and three area schools were visited by evaluation teams jointly representing the State Board of Public Instruction and the State Board of Regents. All of the area schools visited during the 1973-74 school year were recommended for a continuation of their approval status.

Among notable events occurring for area schools during the 1973-74 school year were:

A significant development of off-campus programs for students enrolling in college parallel classes who were unable to attend programs either on a full-time basis or to travel to existing attendance centers. This development was particularly notable in Merged Areas II and III. In Merged Area II this program is known as PACE 3-12 (Program of Adult College Education) and in Merged Area III this program is known as A.D.V.A.N.C.E. (Aid to Developing Veterans Awareness of a Need for Career Enrichment). Both of these programs are primarily intended for veterans who have not been able to attend college credit classes offered in a more conventional setting.

The legislature appropriated \$2,535,000 for salary adjustments for area school personnel. This amount was intended to provide area school personnel with approximately a 7.5 percent salary adjustment to enable salaries to keep abreast of the inflationary economy.

The vocational-technical tuition grant program was initiated during the 1973-74 school year. This tuition grant program is intended to provide tuition assistance to students enrolled in preparatory career education programs in area schools.

The release of fiscal year 1973 impounded federal adult basic education funds for use in fiscal year 1974 provided area schools with an opportunity to enhance recruiting efforts for adult basic education students. The difficult task of recruiting undereducated adults took on an entirely different dimension with the availability of these funds. This availability of funds permitted many area schools with an opportunity to identify more closely adults who needed training as well as providing the necessary personnel to assist in recruiting potential students.

The State Department of Public Instruction during the school year 1973-74 initiated a new funding plan for supporting career education programs. This funding program set aside a significant amount of funds to support new programs through a reimbursement procedure that fully funded the operating costs of career education programs that exceeded the amount of student tuition received for these programs. This funding program permitted the establishment of sixty-three new preparatory career education programs or additional sections of existing programs during the 1973-74 school year.

Highlighting the increase in programming for special needs students was the expansion of programs offered by Merged Area XVI for inmates of the Iowa State Penitentiary. This significant expansion of developmental and preparatory programs was the result of a continued effort by various agencies and units within the Department of Public Instruction to plan, finance and evaluate a more comprehensive program utilizing the capabilities and resources of an area school.

An appropriation of \$200,000 was approved by the legislature for the purpose of assisting area schools in replacing equipment that is either worn out or obsolete. This type of appropriation established a new precedent in funding by recognizing for the first time through an appropriation the continuing need of area schools to replace equipment.

At a time when enrollments in many post-secondary educational institutions were either declining or stabilizing, area school enrollments continued to increase significantly. The 1973 fall term enrollment increased 1,862 students over the previous fall term and the total full-time equivalent enrollment (FTEE) for fiscal year 1974 (1973-74 school year) increased 1,573.09 FTEE over the FTEE reported for fiscal year 1973. The majority of this increase was in the career education divisions of area schools.

New preparatory career opportunities offered for the first time in any area school during the 1973-74 school year included: Dairy Cattle Management; Hotel and Lodging; Heavy Equipment Construction; Finance and Credit (Banking, Consumer Credit, Securities; and Agricultural Banking); Insurance; Real Estate; Agricultural Structures; and Animal Science-Horses.

The approval status of area schools and the North Central Association of Colleges and Secondary Schools (NCA) status of those schools that had some affiliation with this association during the 1973-74 school are indicated below:

<u>MERGED AREA</u>	<u>APPROVAL STATUS</u>	<u>DATE FOR REVISIT BY EVALUATION TEAM</u>	<u>NCA ACCREDITATION STATUS¹</u>
I	Approved	1976-77 School Year	Candidate for Accreditation (North Center)
II	Approved	1974-75 School Year	Accredited
III	Approved	1975-76 School Year	Candidate for Accreditation (Both centers)
IV	Approved	1974-75 School Year	None
V	Approved	1983-84 School Year	Candidate for Accreditation (Fort Dodge Center)
VI	Approved	1974-75 School Year	Accredited (Both colleges)
VII	Approved	1976-77 School Year	Candidate for Accreditation
IX	Approved	1976-77 School Year	Accredited (Muscatine); Candidate for Accreditation (Clinton and Scott)
X	Approved	1983-84 School Year	Accredited
XI	Approved	1983-84 School Year	Candidate for Accreditation (Ankeny)
XII	Approved	1976-77 School Year	Candidate for Accreditation
XIII	Approved	1976-77 School Year	Candidate for Accreditation (Both campuses)
XIV	Approved	1975-76 School Year	Candidate for Accreditation
XV	Approved	1976-77 School Year	Candidate for Accreditation (Both campuses)
XVI	Approved	1976-77 School Year	None

1 - Status as of January, 1974.

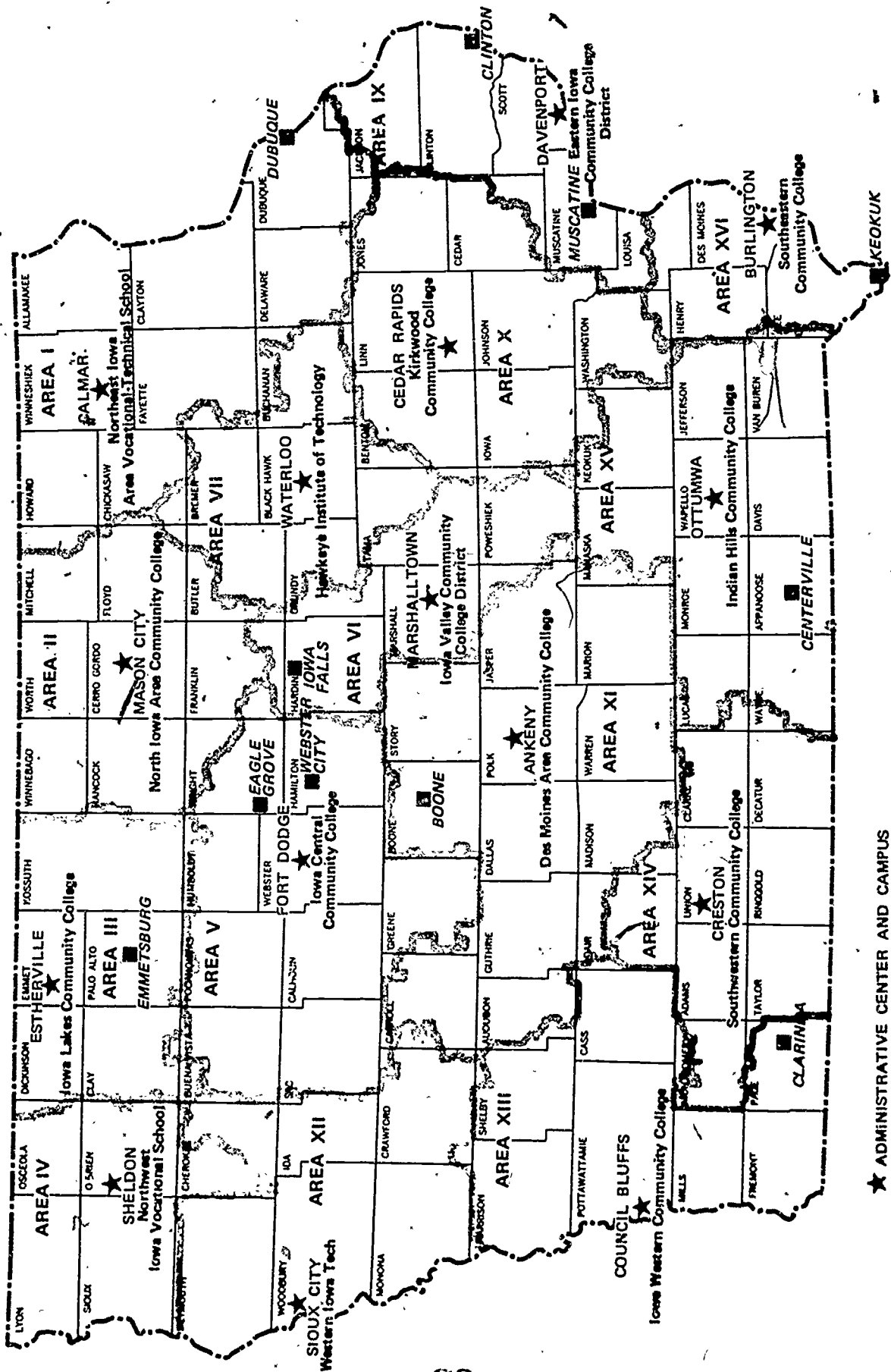
AREA SCHOOL ADMINISTRATION
1973-74 SCHOOL YEAR

MERCED AREA	NAME OF SUPERINTENDENT	NUMBER OF DIRECTORS ON AREA SCHOOL BOARD	NAME OF PRESIDENT OF BOARD OF DIRECTORS	NAME OF BOARD SECRETARY
CI	Dr. Max R. Clark	9	Mr. Robert Evans	Mr. Jerry Collingwood
II	Dr. David R. Pierce	9	Mr. John O. Starks	Mr. Robert E. Church
III	Mr. Richard H. Blacker	7	Mr. Jack Tatman	Mr. L.W. Pickering
IV	Dr. Daniel W. McPherson	7	Mr. Richard Schneider	Mr. Vern Schoenemanin
V	Dr. Edwin L. Barbour	9	Mr. John H. Mitchell	Mr. Donald B. Klucking
VI	Dr. John J. Prihoda	7	Mr. Morris Whitehead	Mr. Larry A. Raymon
VII	Dr. W. Travis Martin	9	Mr. Harold L. Brock	Mr. John W. Allan
IX	Mr. Gerald D. Clemmensen	9	Mr. Louis W. Boyler	Ms. Pacia Brockhage
X	Dr. Selby Ballantyne	9	Mr. B.A. Jensen	Mr. Kenneth K. Kupka
XI	Mr. Paul Lowery	9	Mr. Rolland E. Grefe	Mr. Irv Steinberg
XII	Dr. Robert H. Kiser	9	Mr. Irvin Ludwig	Ms. Genevieve Hunnel
XIII	Dr. Robert D. Looft	9	Mr. Robert Warner	Mr. Lester E. Andrews
XIV	Dr. John A. Smith	8	Dr. A. Jay Gantz	Ms. Martha M. Elliott
XV	Mr. Lyle Hellyer	9	Mr. Stephen Gerard	Mr. Carl G. Radosevich
XVI	Mr. C.W. Callison	5	Mr. C.D. Tomkins	Mr. William H. Gehrman

AREA SCHOOLS
(1973-74 School Year)

MERGED AREA	NAME	LOCATION	DATE ORGANIZED
I	Northeast Iowa Area Vocational-Technical School North Center South Center	Calmar Calmar Dubuque	May 2, 1966
II	North Iowa Area Community College	Mason City	May 3, 1966
III	Iowa Lakes Community College North Center South Center	Estherville Estherville Emmetsburg	January 12, 1966
IV	Northwest Iowa Vocational School	Sheldon	April 27, 1966
V	Iowa Central Community College Eagle Grove Center Fort Dodge Center Webster City Center	Fort Dodge Eagle Grove Fort Dodge Webster City	April 25, 1966
VI	Iowa Valley Community College District Ellsworth Community College Marshalltown Community College	Marshalltown Iowa Falls Marshalltown	July 9, 1966
VII	Hawkeye Institute of Technology	Waterloo	May 25, 1966
IX	Eastern Iowa Community College District Clinton Community College Muscatine Community College Scott Community College	Davenport Clinton Muscatine Riverdale	May 24, 1966
X	Kirkwood Community College	Cedar Rapids	May 18, 1966
XI	Des Moines Area Community College Ankeny Campus Boone Campus	Ankeny Ankeny Boone	May 23, 1966
XII	Western Iowa Tech	Sioux City	November 9, 1966
XIII	Iowa Western Community College Clarinda Campus Council Bluffs Campus	Council Bluffs Clarinda Council Bluffs	May 26, 1966
XIV	Southwestern Community College	Creston	April 23, 1966
XV	Indian Hills Community College Centerville Campus Ottumwa Campus	Ottumwa Centerville Ottumwa	April 22, 1966
XVI	Southeastern Community College North Campus South Campus	W. Burlington W. Burlington Keokuk	July 29, 1966

MERGED AREA SCHOOLS



★ ADMINISTRATIVE CENTER AND CAMPUS
 ■ OTHER CAMPUS (AREA SCHOOLS WITH MORE THAN ONE MAJOR CAMPUS)



EDUCATIONAL PROGRAMS

Iowa's area schools offer a wide variety of full-time and part-time educational programs. Educational opportunities are offered to a broad spectrum of Iowans within the respective merged areas in keeping with the mandate of the statutes authorizing the development of area schools.

Programs offered in area schools may be divided into four broad categories: adult education; college parallel education; career education; and specialized education programs for disadvantaged, handicapped, and other citizens with special needs.

Adult education divisions offer part-time programs for adult Iowans that include these major programs:

Adult Basic Education - Education for adults that is equivalent to an eighth grade education.

High School Completion - Education that includes adult high school courses and preparation for the high school equivalency examination for adults who have not completed a high school education.

Continuing and General Education - Education that includes a variety of experiences for adults of a pre-occupational, special purpose, avocational or recreational nature.

Career Education - Education that includes part-time supplementary programs for employed adults to upgrade occupational skills and short term preparatory programs of less than one term in length to prepare students for immediate employment.

Adult College Parallel - College parallel courses for part-time students usually offered in the evening or as extension courses away from major campuses.

Career education divisions offer specialized full-time occupational training for preparation for employment in approximately one-hundred different careers. These programs vary in length from a term of twelve weeks to two years (preparatory career education programs of less than twelve weeks in length are frequently offered in adult education divisions). Many of these career education programs include opportunities for cooperative paid work experience in the occupations for which training is offered.

College parallel divisions offer full-time programs of courses equivalent to the first two years of a baccalaureate degree program. These programs are intended either for transfer to four-year institutions or in some cases as programs that in themselves provide preparation for employment in a number of careers such as accounting, community services associate, law enforcement, library services, secretarial science and journalism/photography.

Specialized programs are offered in accord with needs within local areas. These programs include career orientation centers for disadvantaged

and handicapped, sheltered workshops, occupational training for inmates of correctional institutions, related instruction for workers employed in apprenticeship programs, occupational education for students who are also enrolled in local high schools, programs to train instructors to teach in adult basic education programs, part-time literacy preparation programs for migratory workers, occupational training for disadvantaged minority groups, in-plant occupational training for employed workers, community service programs, programs to prepare citizens for civil defense and other emergencies, programs in consumer home-making for disadvantaged persons, and educational programs for persons convicted of driving while under the influence of alcohol. These programs are frequently offered through one of the three major educational divisions of the institutions but, in some cases, they are organized as specialized programs independent of these divisions.

CAREER EDUCATION PROGRAMS

The preparatory career education programs offered in area schools are identified below. These programs are organized sequences of courses that are offered for at least one quarter of twelve weeks or more for full-time programs and from four to twelve weeks for short-term programs. In the case of multi-campus institutions, the location of each program is identified. In addition to these programs many institutions offer a number of part-time and other specialized programs that are far too numerous to attempt to identify separately.

PREPARATORY CAREER EDUCATION PROGRAMS OFFERED DURING 1973-74 SCHOOL YEAR

Area I - Northeast Iowa Area Vocational-Technical School

<u>Taxonomy Number</u>	<u>Name of Program</u>	<u>Location</u>	<u>Enr.²</u>	<u>Length of Program</u>
01-01000000	Agricultural Production	Calmar	28	78 weeks
01-02000000	Agricultural Supplies and Services	Calmar	19	78 weeks
01-03010000	Agricultural Power and Machinery	Calmar	29	84 weeks
04-08000000	General Merchandise	Calmar	19	45 weeks
04-09000000	Hardware Marketing - Hardware & Building Materials	Calmar	25	48 weeks
07-01010000	Dental Assisting	Dubuque	17	48 weeks
07-03010000	Nursing Associate Degree	Calmar	95	91 weeks
07-03020000	Practical Vocational Nurse	Calmar	110	43 weeks
07-03020000	Practical Vocational Nurse	Dubuque	83	43 weeks
09-02010000	Care & Guidance of Children	Dubuque	9	48 weeks
09-02040000	Home Furnishings, Equipment and Services	Calmar	16	36 weeks

1. Preparatory career education programs of less than four weeks in length are identified as short-term programs, i.e., Nurse Aide/Orderly, Educational Assistant, Bricklaying Construction, Data Processing Keypunch and Truck Driver.
2. Enrollment - Total headcount in program during Fiscal Year 1974.

<u>Taxonomy Number</u>	<u>Name of Program</u>	<u>Location</u>	<u>Enr.</u>	<u>Length of Program</u>
14-01010000	Accountants	Calmar	37	72 weeks
14-01010000	Accountants	Dubuque	6	72 weeks
14-01020000	Bookkeepers	Calmar	12	36 weeks
14-01020000	Bookkeepers	Dubuque	20	36 weeks
14-03030000	General Office Clerks	Calmar	25	36 weeks
14-03030000	General Office Clerks	Dubuque	16	36 weeks
14-07020000	Secretaries	Calmar	27	36 weeks
14-07020000	Secretaries	Dubuque	21	36 weeks
16-01060300	Structural Technology	Calmar	20	84 weeks
17-01000000	Air Conditioning	Dubuque	13	48 weeks
17-03010000	Auto Body Repair	Calmar	14	36 weeks
17-03020000	Auto Mechanics	Calmar	32	72 weeks
17-03020000	Auto Mechanics	Dubuque	20	36 weeks
17-10010000	Carpentry	Calmar	36	48 weeks
17-10020000	Electrician	Calmar	14	36 weeks
17-10040000	Masonry Construction	Calmar	15	36 weeks
17-10070000	Plumbing and Pipefitting	Calmar	18	48 weeks
17-23060000	Welding and Cutting	Calmar	12	36 weeks
17-23060000	Welding and Cutting	Dubuque	17	36 weeks
17-26020000	Cosmetology	Calmar	25	46 weeks
17-29020000	Cook/Chef	Dubuque	6	36 weeks

Area II - North Iowa Area Community College

01-02000000	Agricultural Supplies and Services	Mason City	40	80 weeks
01-01000000	Agricultural Production	Mason City	15	44 weeks
01-03010000	Agricultural Power and Machinery	Mason City	15	44 weeks
04-08010000	General Merchandise Specialist	Mason City	48	80 weeks
07-03010000	Nursing Associate Degree	Mason City	94	85 weeks
07-03020000	Practical Vocational Nurse	Mason City	41	44 weeks
07-03030000	Nursing Assistance Aide	Mason City	85	04 weeks
07-09040000	Medical Assistant	Mason City	40	44 weeks
14-01020000	Bookkeepers	Mason City	3	44 weeks
14-03030000	General Office Clerks	Mason City	15	36 weeks
14-07020000	Secretaries	Mason City	26	36 weeks
16-01080000	Electronic Technology	Mason City	35	72 weeks
16-01130200	Mechanical Technology, Machine and Tool Design	Mason City	31	72 weeks
17-01000000	Air Conditioning	Mason City	43	72 weeks
17-03020000	Auto Mechanics	Mason City	38	72 weeks
17-10010000	Carpentry	Mason City	22	46 weeks
17-10030200	Truck Driver	Mason City	33	04 weeks
17-23060000	Welding and Cutting	Mason City	10	24 weeks

Area III - Iowa Lakes Community College

01-01000000	Agricultural Production	Emmetsburg	47	81 weeks
01-01010101	Dairy Cattle Management	Emmetsburg	7	81 weeks
01-02000000	Agricultural Supplies and Services	Emmetsburg	35	81 weeks

<u>Taxonomy Number</u>	<u>Name of Program</u>	<u>Location</u>	<u>Enr.</u>	<u>Length of Program</u>
01-03010000	Agricultural Power and Machinery	Emmetsburg	31	72 weeks
04-03100000	Partsman	Emmetsburg	10	45 weeks
04-08000000	General Merchandise	Emmetsburg	15	45 weeks
04-11000000	Hotel and Lodging	Emmetsburg	9	84 weeks
07-03010000	Nursing Associate Degree	Emmetsburg	37	96 weeks
07-03020000	Practical Vocational Nurse	Emmetsburg	48	48 weeks
14-01010000	Accountants	Estherville	24	84 weeks
14-03030000	General Office Clerks	Emmetsburg	19	36 weeks
14-07020000	Secretaries	Emmetsburg	22	36 weeks
17-03010000	Auto Body Repair	Emmetsburg	18	48 weeks
17-03020000	Auto Mechanics	Emmetsburg	31	72 weeks
17-10010000	Carpentry	Emmetsburg	16	48 weeks
17-31000000	Small Engine Repair	Emmetsburg	20	45 weeks

Area IV - Northwest Iowa Vocational School

01-01000000	Agricultural Production	Sheldon	24	84 weeks
07-03030000	Nursing Assistance Aide	Sheldon	106	04 weeks
14-01020000	Bookkeepers	Sheldon	20	36 weeks
14-03030000	General Office Clerks	Sheldon	46	24 weeks
14-07020000	Secretaries	Sheldon	21	36 weeks
16-01130200	Mechanical Technology, Machine and Tool Design	Sheldon	17	96 weeks
17-01000000	Air Conditioning	Sheldon	35	48 weeks
17-03010000	Auto Body Repair	Sheldon	31	48 weeks
17-03020000	Auto Mechanics	Sheldon	39	72 weeks
17-03020100	Service Station Mechanic	Sheldon	15	48 weeks
17-10010000	Carpentry	Sheldon	46	48 weeks
17-10020000	Electrician	Sheldon	32	48 weeks
17-10030000	Heavy Equipment Construction	Sheldon	11	84 weeks
17-10040000	Masonry Construction	Sheldon	8	48 weeks
17-10070000	Plumbing and Pipefitting	Sheldon	22	48 weeks
17-11000000	Custodial Services	Sheldon	16	48 weeks
17-12000000	Diesel Mechanic	Sheldon	42	96 weeks
17-13030000	Mechanical Drafting	Sheldon	15	48 weeks
17-14010000	Industrial Electrician	Sheldon	28	96 weeks
17-14020000	Lineman	Sheldon	78	48 weeks
17-23060000	Welding and Cutting	Sheldon	18	48 weeks

Area V - Iowa Central Community College

01-02000000	Agricultural Supplies and Services	Fort Dodge	39	48 weeks
01-03010000	Agricultural Power and Machinery	Fort Dodge	36	44 weeks
04-02000000	Apparel and Accessories	Fort Dodge	59	80 weeks
04-04030000	Finance and Credit-Banking	Fort Dodge	9	80 weeks
04-06000000	Food Distribution	Fort Dodge	54	81 weeks
04-08010000	General Merchandise	Fort Dodge	54	80 weeks

<u>Taxonomy Number</u>	<u>Name of Program</u>	<u>Location</u>	<u>Enr.</u>	<u>Length of Program</u>
07-01010000	Dental Assisting	Fort Dodge	43	44 weeks
07-03010000	Nursing Associate Degree	Fort Dodge	141	88 weeks
07-03020000	Practical Vocational Nurse	Fort Dodge	71	48 weeks
07-03030000	Nursing Assistance Aide	Fort Dodge	105	04 weeks
07-09040000	Medical Assistant	Fort Dodge	43	44 weeks
14-03030000	General Office Clerks	Fort Dodge	23	36 weeks
14-03030000	General Office Clerks	Webster City	5	36 weeks
14-03030000	General Office Clerks	Eagle Grove	17	44 weeks
14-07010000	Executive Secretary	Fort Dodge	45	44 weeks
14-07020000	Secretaries	Webster City	9	36 weeks
14-09010000	Clerk Typist	Fort Dodge	71	10 weeks
16-01080000	Electronic Technology	Fort Dodge	33	72 weeks
17-03020000	Auto Mechanics	Fort Dodge	32	72 weeks
17-03020100	Service Station Mechanic	Fort Dodge	17	44 weeks
17-10030200	Truck Driver	Fort Dodge	57	04 weeks
17-10040000	Masonry Construction	Fort Dodge	14	08 weeks
17-13030000	Mechanical Drafting	Fort Dodge	30	44 weeks
17-15990000	Radio and TV Broadcasting	Fort Dodge	41	82 weeks
17-23020000	Machine Shop	Fort Dodge	26	44 weeks
17-23060000	Welding and Cutting	Fort Dodge	28	36 weeks

Area VI - Iowa Valley Community College District

01-01000000	Agricultural Production	Ellsworth	29	82 weeks
01-01010600	Animal Science-Production Management	Ellsworth	26	82 weeks
01-02000000	Agricultural Supplies and Services	Ellsworth	15	82 weeks
04-02000000	Apparel and Accessories	Ellsworth	71	82 weeks
04-08010000	General Merchandise Specialist	Ellsworth	62	92 weeks
04-16000000	Petroleum	Ellsworth	25	92 weeks
07-01010000	Dental Assisting	Marshalltown	37	42 weeks
07-03020000	Practical Vocational Nurse	Marshalltown	69	42 weeks
07-03030000	Nursing Assistance Aide	Marshalltown	153	04 weeks
07-09040000	Medical Assistant	Marshalltown	9	46 weeks
14-03030000	General Office Clerks	Ellsworth	11	36 weeks
14-07020000	Secretaries	Ellsworth	20	36 weeks
16-01080000	Electronic Technology	Marshalltown	34	72 weeks
16-01130200	Mechanical Technology, Machine and Tool Design	Marshalltown	44	72 weeks
17-03020000	Auto Mechanics	Marshalltown	37	42 weeks
17-15030000	Radio/Television	Marshalltown	16	46 weeks
17-23020000	Machine Shop	Marshalltown	24	42 weeks
17-23070000	Tool and Die Making	Marshalltown	2	70 weeks

Area VII - Hawkeye Institute of Technology

01-01010600	Animal Science-Production Management	Waterloo	77	84 weeks
01-01020100	Crop Science-Production	Waterloo	5	72 weeks
01-03010000	Agricultural Power and Machinery	Waterloo	27	72 weeks

<u>Taxonomy Number</u>	<u>Name of Program</u>	<u>Location</u>	<u>Enr.</u>	<u>Length of Program</u>
01-05060000	Turf Management	Waterloo	39	72 weeks
04-03100000	Partsman	Waterloo	15	48 weeks
04-08010000	General Merchandise Specialist	Waterloo	12	72 weeks
07-01010000	Dental Assisting	Waterloo	35	48 weeks
07-02030000	Medical Laboratory Assisting	Waterloo	35	48 weeks
07-03020000	Practical Vocational Nurse	Waterloo	160	52 weeks
07-03030000	Nursing Assistance Aide	Waterloo	81	04 weeks
09-02020000	Clothing Management, Production and Service	Waterloo	43	72 weeks
09-02040000	Home Furnishings, Equipment and Services	Waterloo	51	72 weeks
14-01010000	Accountants	Waterloo	57	84 weeks
14-01020000	Bookkeepers	Waterloo	37	48 weeks
14-03030000	General Office Clerks	Waterloo	72	24 weeks
14-03030100	Medical Office Clerks	Waterloo	21	36 weeks
14-07010000	Executive Secretary	Waterloo	32	72 weeks
14-07020000	Secretaries	Waterloo	27	48 weeks
16-01060300	Structural Technology	Waterloo	31	72 weeks
16-01080000	Electronic Technology	Waterloo	87	84 weeks
16-01130200	Mechanical Technology, Machine and Tool Design	Waterloo	32	72 weeks
16-06050000	Police Science Technology	Waterloo	78	72 weeks
17-03010000	Auto Body Repair	Waterloo	40	48 weeks
17-03020000	Auto Mechanics	Waterloo	106	48 weeks
17-04010000	Aircraft Maintenance	Waterloo	32	72 weeks
17-07000000	Commercial Art Occupations	Waterloo	93	72 weeks
17-09000000	Commercial Photography	Waterloo	75	72 weeks
17-10030200	Truck Driver	Waterloo	26	04 weeks
17-12000000	Diesel Mechanic	Waterloo	27	72 weeks
17-13010000	Architectural Drafting	Waterloo	34	48 weeks
17-13030000	Mechanical Drafting	Waterloo	34	48 weeks
17-15030000	Radio/Television	Waterloo	27	48 weeks
17-23020000	Machine Shop	Waterloo	24	48 weeks
17-23030000	Machine Operator	Waterloo	28	24 weeks
17-23040000	Machine Tool Maintenance	Waterloo	22	48 weeks
17-23060000	Welding and Cutting	Waterloo	94	24 weeks
17-23070000	Tool and Die Making	Waterloo	39	72 weeks

Area IX - Eastern Iowa Community College District

01-01000000	Agricultural Production	Muscatine	33	88 weeks
01-02000000	Agricultural Supplies and Services	Muscatine	21	80 weeks
07-02030000	Medical Laboratory Assisting	Scott	50	50 weeks
07-03010000	Nursing Associate Degree	Scott	29	84 weeks
07-03010000	Nursing Associate Degree	Clinton	73	96 weeks
07-03020000	Practical Vocational Nurse	Scott	172	48 weeks
07-03020000	Practical Vocational Nurse	Clinton	41	48 weeks
07-03050000	Surgical Technician - O.R.T.	Scott	55	48 weeks
09-02040000	Home Furnishings, Equipment and Services	Scott	29	48 weeks

<u>Taxonomy Number</u>	<u>Name of Program</u>	<u>Location</u>	<u>Enr.</u>	<u>Length of Program</u>
14-01010000	Accountants	Scott	44	72 weeks
14-02030000	Programmers	Scott	63	72 weeks
14-03030000	General Office Clerks	Scott	30	36 weeks
14-03030000	General Office Clerks	Muscatine	8	36 weeks
14-07020000	Secretaries	Scott	54	36 weeks
14-07020000	Secretaries	Muscatine	27	36 weeks
16-01080000	Electronic Technology	Scott	28	96 weeks
16-01080000	Electronic Technology	Clinton	47	96 weeks
16-01090000	Electro Mechanical Technology	Scott	18	96 weeks
16-01139900	Mechanical Technology Design and Production	Scott	2	96 weeks
17-01000000	Air Conditioning	Scott	45	48 weeks
17-03010000	Auto Body Repair	Scott	54	48 weeks
17-03020000	Auto Mechanics	Scott	74	48 weeks
17-10010000	Carpentry	Muscatine	18	44 weeks
17-12000000	Diesel Mechanic	Scott	5	72 weeks
17-13010000	Architectural Drafting	Clinton	17	80 weeks
17-13030000	Mechanical Drafting	Scott	50	48 weeks
17-14010000	Industrial Electrician	Muscatine	12	44 weeks
17-23060000	Welding and Cutting	Scott	43	24 weeks
17-31000000	Small Engine Repair	Scott	107	48 weeks

Area X - Kirkwood Community College

01-01000000	Agricultural Production	Cedar Rapids	66	84 weeks
01-01010103	Animal Science-Horses	Cedar Rapids	36	84 weeks
01-02000000	Agricultural Supplies and Services	Cedar Rapids	40	84 weeks
01-03010000	Agricultural Power and Machinery	Cedar Rapids	27	72 weeks
01-03020000	Agricultural Structures	Cedar Rapids	13	48 weeks
01-05020000	Floriculture	Cedar Rapids	33	48 weeks
01-05060000	Turf Management	Cedar Rapids	31	84 weeks
01-05110000	Landscape, Nursery and Garden Center	Cedar Rapids	57	84 weeks
01-06000000	Agricultural Resources	Cedar Rapids	48	84 weeks
04-02000000	Apparel and Accessories	Cedar Rapids	73	84 weeks
04-06000000	Food Distribution	Cedar Rapids	33	84 weeks
04-08010000	General Merchandise Specialist	Cedar Rapids	62	84 weeks
04-10000000	Home Furnishings	Cedar Rapids	19	84 weeks
04-12000000	Industrial Marketing	Cedar Rapids	17	84 weeks
07-01010000	Dental Assisting	Cedar Rapids	70	48 weeks
07-01010200	Dental Assisting-Preventive	Cedar Rapids	32	24 weeks
07-01030000	Dental Laboratory Technology	Cedar Rapids	51	96 weeks
07-03010000	Nursing Associate Degree	Cedar Rapids	98	96 weeks
07-03020000	Practical Vocational Nurse	Cedar Rapids	165	48 weeks
07-03050000	Surgical Technician O.R.T.	Cedar Rapids	13	48 weeks
07-04010000	Occupational Therapy Assistant	Cedar Rapids	25	48 weeks
07-07010000	Environmental Health Assistant	Cedar Rapids	36	48 weeks
07-07010100	Environmental Health Technician	Cedar Rapids	15	72 weeks
07-09030000	Respiratory Therapy	Cedar Rapids	46	96 weeks

<u>Taxonomy Number</u>	<u>Name of Program</u>	<u>Location</u>	<u>Enr.</u>	<u>Length of Program</u>
07-09040000	Medical Assistant	Cedar Rapids	106	48 weeks
07-09100000	Orthopedic Assisting	Cedar Rapids	27	72 weeks
09-02030000	Food Management Production and Services	Anamosa	22	36 weeks
14-01010000	Accountants	Cedar Rapids	100	84 weeks
14-01020000	Bookkeepers	Cedar Rapids	42	48 weeks
14-02010000	Computer and Console Operators	Cedar Rapids	70	24 weeks
14-02020100	Key punch and Coding Equipment Operators	Cedar Rapids	51	12 weeks
14-02030000	Programmers	Cedar Rapids	123	96 weeks
14-03030000	General Office Clerks	Cedar Rapids	77	36 weeks
14-07010000	Executive Secretary	Cedar Rapids	48	72 weeks
14-07020000	Secretaries	Cedar Rapids	95	48 weeks
14-07020100	Medical Secretaries	Cedar Rapids	63	48 weeks
14-07020200	Legal Secretaries	Cedar Rapids	59	48 weeks
16-01060211	Wastewater Treatment	Cedar Rapids	275	20 weeks
16-01080000	Electronic Technology	Cedar Rapids	62	72 weeks
16-01080100	Electronics Communications Technology	Cedar Rapids	52	48 weeks
16-01130200	Mechanical Technology, Machine and Tool Design	Cedar Rapids	47	72 weeks
17-03010000	Auto Body Repair	Anamosa	16	36 weeks
17-03010000	Auto Body Repair	Cedar Rapids	43	36 weeks
17-03020000	Auto Mechanics	Anamosa	24	36 weeks
17-03020000	Auto Mechanics	Cedar Rapids	47	48 weeks
17-10010000	Carpentry	Anamosa	30	24 weeks
17-10030200	Truck Driver	Cedar Rapids	65	5 weeks
17-13010000	Architectural Drafting	Cedar Rapids	42	48 weeks
17-14010000	Industrial Electrician	Cedar Rapids	17	48 weeks
17-19000000	Graphic Arts Occupations	Cedar Rapids	54	48 weeks
17-23020000	Machine Shop-Day	Cedar Rapids	27	36 weeks
17-23020000	Machine Shop-Evening	Cedar Rapids	40	48 weeks
17-23060000	Welding and Cutting	Anamosa	22	24 weeks
17-23060000	Welding and Cutting	Cedar Rapids	353	36 weeks
17-29020000	Cook/Chef	Cedar Rapids	8	36 weeks

Area XI - Des Moines Area Community College

01-02000000	Agricultural Supplies and Services	Ankeny	51	84 weeks
01-05110000	Landscape, Nursery and Garden Center	Ankeny	44	84 weeks
04-02000000	Apparel and Accessories	Ankeny	42	84 weeks
04-03100000	Partsman	Ankeny	29	48 weeks
04-04000000	Finance and Credit-Banking	Ankeny	151	84 weeks
04-04010000	Finance and Credit-Consumer Credit	Ankeny	2	84 weeks
04-04020000	Finance and Credit-Securities	Ankeny	2	84 weeks
04-08000000	General Merchandise	Ankeny	17	48 weeks
04-08010000	General Merchandising Specialist	Ankeny	50	84 weeks
04-12000000	Industrial Marketing	Ankeny	49	84 weeks

<u>Taxonomy Number</u>	<u>Name of Program</u>	<u>Location</u>	<u>Enr.</u>	<u>Length of Program</u>
04-13000000	Insurance	Ankeny	7	84 weeks
04-17000000	Real Estate	Ankeny	78	84 weeks
07-01010000	Dental Assisting	Ankeny	85	48 weeks
07-02000000	Medical Laboratory Technology	Ankeny	4	84 weeks
07-02030000	Medical Laboratory Assisting	Ankeny	61	48 weeks
07-03010000	Nursing Associate Degree	Ankeny	100	96 weeks
07-03020000	Practical Vocational Nurse	Ankeny	190	48 weeks
07-03020000	Practical Vocational Nurse	Boone	103	48 weeks
07-03020000	Practical Vocational Nurse	Carroll	66	48 weeks
07-03030000	Nursing Assistance Aide	Ankeny	272	04 weeks
07-03050000	Surgical Technician O.R.T.	Ankeny	40	48 weeks
07-09000000	Health Care Facility Administration	Ankeny	83	84 weeks
07-09030000	Respiratory Therapy	Ankeny	9	96 weeks
07-09040000	Medical Assistant	Ankeny	51	48 weeks
09-02010000	Care and Guidance of Children	Ankeny	47	48 weeks
14-01010000	Accountants	Ankeny	80	84 weeks
14-01020000	Bookkeepers	Ankeny	66	48 weeks
14-02010000	Computer and Console Operators	Ankeny	23	36 weeks
14-02020100	Key punch and Coding Equipment Operators	Ankeny	77	06 weeks
14-02030000	Programmers	Ankeny	122	84 weeks
14-03030000	General Office Clerks	Ankeny	63	48 weeks
14-03030000	General Office Clerks	Boone	11	48 weeks
14-07010000	Executive Secretary	Ankeny	40	84 weeks
14-07020000	Secretaries	Ankeny	111	48 weeks
14-07020000	Secretaries	Boone	23	48 weeks
14-07020100	Medical Secretaries	Ankeny	31	48 weeks
14-07020200	Legal Secretaries	Ankeny	25	84 weeks
16-01080000	Electronic Technology	Ankeny	56	84 weeks
16-05040000	Food Service Supervisor	Ankeny	48	84 weeks
17-01000000	Air Conditioning	Ankeny	47	48 weeks
17-03020000	Auto Mechanics	Ankeny	113	84 weeks
17-07000000	Commercial Art Occupations	Ankeny	52	84 weeks
17-10010000	Carpentry	Ankeny	80	48 weeks
17-10040000	Masonry Construction	Ankeny	13	36 weeks
17-12000000	Diesel Mechanic	Ankeny	84	84 weeks
17-13010000	Architectural Drafting	Ankeny	44	48 weeks
17-13030000	Mechanical Drafting	Ankeny	41	48 weeks
17-15020200	Industrial Electronics	Ankeny	57	48 weeks
17-19000000	Graphic Arts Occupations	Ankeny	34	48 weeks
17-23030000	Machine Operator	Ankeny	25	48 weeks
17-23060000	Welding and Cutting	Ankeny	49	24 weeks
17-23070000	Tool and Die Making	Ankeny	39	84 weeks
17-29020000	Cook/Chef	Ankeny	8	36 weeks
Area XII - Western Iowa Tech				
01-01010102	Beef Cattle Production	Sioux City	8	48 weeks
01-01010600	Animal Science-Production Management	Sioux City	44	48 weeks

<u>Taxonomy Number</u>	<u>Name of Program</u>	<u>Location</u>	<u>Enr.</u>	<u>Length of Program</u>
01-03010000	Agricultural Power and Machinery	Sioux City	31	48 weeks
04-08000000	General Merchandise	Sioux City	5	48 weeks
07-01010000	Dental Assisting	Sioux City	31	48 weeks
07-03010000	Nursing Associate Degree	Sioux City	61	96 weeks
07-03020000	Practical Vocational Nurse	Sioux City	114	48 weeks
07-03020000	Practical Vocational Nurse	Cherokee	40	48 weeks
07-03030000	Nursing Assistance Aide	Sioux City	221	04 weeks
07-03050000	Surgical Technician O.R.T.	Sioux City	25	48 weeks
14-01010000	Accountants	Sioux City	15	84 weeks
14-01020000	Bookkeepers	Sioux City	30	48 weeks
14-02020100	Key punch and Coding Equipment Operators	Sioux City	96	10 weeks
14-02030000	Programmers	Sioux City	19	48 weeks
14-02040000	Systems Analyst	Sioux City	13	72 weeks
14-03030000	General Office Clerks	Sioux City	55	24 weeks
14-07020000	Secretaries	Sioux City	53	48 weeks
14-07020100	Medical Secretaries	Sioux City	39	48 weeks
16-01080000	Electronic Technology	Sioux City	24	72 weeks
16-01130200	Mechanical Technology, Machine and Tool Design	Sioux City	24	72 weeks
16-06050000	Police Science Technology	Sioux City	57	72 weeks
17-01000000	Air Conditioning	Sioux City	35	48 weeks
17-03010000	Auto Body Repair	Sioux City	32	48 weeks
17-03020000	Auto Mechanics	Sioux City	74	48 weeks
17-06000000	Business Machine Maintenance	Sioux City	15	24 weeks
17-10010000	Carpentry	Ida Grove	41	48 weeks
17-10020000	Electrician	Mapleton	25	48 weeks
17-10030200	Truck Driver	Sioux City	117	06 weeks
17-10070000	Plumbing and Pipefitting	Denison	20	48 weeks
17-13030000	Mechanical Drafting	Sioux City	36	48 weeks
17-15010000	Electronics Communications	Sioux City	43	48 weeks
17-15030000	Radio/Television	Sioux City	27	48 weeks
17-21010100	Band and Orchestra Repair	Sioux City	45	48 weeks
17-21010200	Piano Tuner	Sioux City	43	48 weeks
17-23030000	Machine Operator	Sioux City	20	48 weeks
17-23060000	Welding and Cutting	Sioux City	32	24 weeks
17-29030000	Meat Cutter	Sioux City	31	24 weeks

Area XIII - Iowa Western Community College

01-01000000	Agricultural Production	Council Bluffs	44	96 weeks
01-02000000	Agricultural Supplies and Services	Council Bluffs	1	96 weeks
01-03010000	Agricultural Power and Machinery	Council Bluffs	35	72 weeks
04-03100000	Partsman	Council Bluffs	17	48 weeks
07-01010000	Dental Assisting	Council Bluffs	36	48 weeks
07-03010000	Nursing Associate Degree	Council Bluffs	64	96 weeks
07-03020000	Practical Vocational Nurse	Council Bluffs	52	48 weeks
07-03020000	Practical Vocational Nurse	Clarinda	41	48 weeks
07-03020000	Practical Vocational Nurse	Harlan	45	48 weeks
07-03020000	Practical Vocational Nurse	Atlantic	30	48 weeks

<u>Taxonomy Number</u>	<u>Name of Program</u>	<u>Location</u>	<u>Enr.</u>	<u>Length of Program</u>
07-03030000	Nursing Assistance Aide	Council Bluffs	19	04 weeks
07-03050000	Surgical Technician O.R.T.	Council Bluffs	21	48 weeks
07-09040000	Medical Assistant	Council Bluffs	36	48 weeks
09-02010000	Care and Guidance of Children	Council Bluffs	31	96 weeks
14-02030000	Programmers	Council Bluffs	24	72 weeks
14-03030000	General Office Clerks	Council Bluffs	13	36 weeks
14-07020000	Secretaries	Council Bluffs	26	36 weeks
14-07020100	Medical Secretaries	Council Bluffs	10	48 weeks
14-07020200	Legal Secretaries	Council Bluffs	8	48 weeks
16-01060300	Structural Technology	Council Bluffs	18	72 weeks
16-01080000	Electronics Technology	Council Bluffs	71	72 weeks
16-01139900	Mechanical Technology Design and Production Option	Clarinda	22	72 weeks
17-03020000	Auto Mechanics	Council Bluffs	48	48 weeks
17-04010000	Aircraft Maintenance	Council Bluffs	52	72 weeks
17-19000000	Graphic Arts Occupations	Council Bluffs	12	72 weeks
17-23020000	Machine Shop	Council Bluffs	5	48 weeks
17-23030000	Machine Operator	Council Bluffs	7	24 weeks
17-23060000	Welding and Cutting	Council Bluffs	27	48 weeks
17-23070000	Tool and Die Making	Council Bluffs	24	84 weeks
Area XIV - Southwestern Community College				
01-01000000	Agricultural Production	Creston	7	82 weeks
07-03020000	Practical Vocational Nurse	Creston	57	45 weeks
14-03030000	General Office Clerks	Creston	24	36 weeks
14-07020000	Secretaries	Creston	35	44 weeks
16-01080000	Electronic Technology	Creston	21	80 weeks
16-06990000	Educational Media Technician	Creston	14	72 weeks
17-03010000	Auto Body Repair	Creston	27	45 weeks
17-03020000	Auto Mechanics	Creston	55	45 weeks
17-10010000	Carpentry	Creston	39	62 weeks
17-10020000	Electrician	Creston	9	36 weeks
17-13040000	Structural Drafting	Creston	18	45 weeks
17-15030000	Radio/Television	Creston	2	44 weeks
17-23060000	Welding and Cutting	Creston	4	45 weeks
Area XV - Indian Hills Community College				
01-01000000	Agricultural Production	Ottumwa	20	78 weeks
01-03010000	Agricultural Power and Machinery	Ottumwa	29	84 weeks
04-08000000	General Merchandise	Ottumwa	10	60 weeks
07-03010000	Nursing Associate Degree	Ottumwa	100	88 weeks
07-03020000	Practical Vocational Nurse	Ottumwa	59	48 weeks
07-03020000	Practical Vocational Nurse	Centerville	44	48 weeks
07-03030000	Nursing Assistance Aide	Ottumwa	123	04 weeks
14-01020000	Bookkeepers	Ottumwa	7	24 weeks
14-02020100	Key punch and Coding Equipment Operators	Ottumwa	23	12 weeks
14-02030000	Programmers	Ottumwa	75	60 weeks
14-03030000	General Office Clerks	Ottumwa	22	36 weeks
14-07020000	Secretaries	Ottumwa	19	48 weeks

<u>Taxonomy Number</u>	<u>Name of Program</u>	<u>Location</u>	<u>Enr.</u>	<u>Length of Program</u>
16-01080000	Electronic Technology	Ottumwa	45	84 weeks
17-02000000	Appliance Repair	Ottumwa	41	24 weeks
17-03010000	Auto Body Repair	Ottumwa	26	48 weeks
17-03020000	Auto Mechanics	Ottumwa	43	48 weeks
17-03020000	Auto Mechanics	Centerville	35	72 weeks
17-04010000	Aircraft Maintenance	Ottumwa	39	84 weeks
17-04030000	Aviation Ground Operations	Ottumwa	11	84 weeks
17-10010000	Carpentry	Centerville	17	48 weeks
17-10030200	Truck Driver	Ottumwa	99	04 weeks
17-13030000	Mechanical Drafting	Centerville	27	72 weeks
17-15020100	Electronic Computer Maintenance	Ottumwa	72	72 weeks
17-15030000	Radio/Television	Ottumwa	6	48 weeks
17-19000000	Graphic Arts Occupations	Ottumwa	13	84 weeks
17-23030000	Machine Operators	Ottumwa	110	48 weeks
17-23060000	Welding and Cutting	Ottumwa	107	24 weeks
17-26020000	Cosmetology	Ottumwa	3	52 weeks
17-29020000	Cook/Chef	Ottumwa	26	36 weeks

Area XVI - Southeastern Community College

04-08010000	General Merchandise Specialist	Keokuk	6	84 weeks
07-02030000	Medical Laboratory Assisting	Mt. Pleasant	25	48 weeks
07-03010000	Nursing Associate Degree	Burlington	79	88 weeks
07-03010000	Nursing Associate Degree	Keokuk	92	88 weeks
07-03020000	Practical Vocational Nurse	Burlington	51	48 weeks
07-09040000	Medical Assistant	Mt. Pleasant	40	48 weeks
14-01020000	Bookkeepers	Burlington	11	48 weeks
14-03030000	General Office Clerks	Burlington	30	36 weeks
14-03030000	General Office Clerks	Keokuk	30	48 weeks
14-07020000	Secretaries	Burlington	27	36 weeks
14-07020000	Secretaries	Keokuk	34	48 weeks
16-01080000	Electronic Technology	Burlington	20	72 weeks
16-01130200	Mechanical Technology, Machine and Tool Design	Burlington	12	72 weeks
16-01130300	Mechanical Technology Production	Burlington	14	72 weeks
17-03010000	Auto Body Repair	Burlington	20	48 weeks
17-03020000	Auto Mechanics	Burlington	25	72 weeks
17-23020000	Machine Shop	Burlington	7	48 weeks
17-23060000	Welding and Cutting	Burlington	14	36 weeks

PREPARATORY CAREER EDUCATION PROGRAMS FOR STUDENTS ENROLLED IN
LOCAL SECONDARY SCHOOL DISTRICTS OFFERED DURING 1973-74 SCHOOL YEAR

Area IV - Northwest Iowa Vocational School

17-03010000	Auto Body Repair	Sheldon	30	72 weeks
17-03020000	Auto Mechanics	Sheldon	13	72 weeks
17-23060000	Welding and Cutting	Sheldon	25	72 weeks

<u>Taxonomy Number</u>	<u>Name of Program</u>	<u>Location</u>	<u>Enr.</u>	<u>Length of Program</u>
Area V - Iowa Central Community College				
03-00000000	Business Education	Storm Lake	11	36 weeks
14-03030000	General Office Clerks	Storm Lake	9	36 weeks
14-07020000	Secretaries	Storm Lake	25	36 weeks
17-26020000	Cosmetology	Storm Lake	11	36 weeks

Area VII - Hawkeye Institute of Technology

17-10010000	Carpentry	Waterloo	32	36 weeks
-------------	-----------	----------	----	----------

Area XIII - Iowa Western Community College

01-05000000	Ornamental Horticulture	Shenandoah	13	96 weeks
04-00000000	Distributive Education	Council Bluffs	5	96 weeks
04-00000000	Distributive Education	Shenandoah	15	96 weeks
09-02010000	Care and Guidance of Children	Harlan	22	96 weeks
09-02010000	Care and Guidance of Children	Atlantic	11	96 weeks
09-02010000	Care and Guidance of Children	Shenandoah	18	96 weeks
14-03000000	General Office Clerical	Shenandoah	17	96 weeks
17-03000000	Automotive Services	Council Bluffs	34	96 weeks
17-03000000	Automotive Services	Harlan	17	96 weeks
17-03000000	Automotive Services	Atlantic	4	96 weeks
17-03000000	Automotive Services	Shenandoah	31	96 weeks
17-10010000	Carpentry	Council Bluffs	27	96 weeks
17-10010000	Carpentry	Harlan	16	96 weeks
17-10010000	Carpentry	Atlantic	10	96 weeks
17-10010000	Carpentry	Shenandoah	49	96 weeks

PREPARATORY CAREER EDUCATION PROGRAMS FOR INMATES AT IOWA STATE PENITENTIARY

Area XVI - Southeastern Community College

17-01000000	Air Conditioning	Ft. Madison	9	48 weeks
17-03010000	Body and Fender	Ft. Madison	9	48 weeks
17-03020000	Auto Mechanics	Ft. Madison	19	52 weeks
17-10010000	Carpentry	Ft. Madison	29	52 weeks
17-10020000	Electricity	Ft. Madison	8	48 weeks
17-19000000	Graphic Arts Occupations	Ft. Madison	12	48 weeks
17-23020000	Machine Shop	Ft. Madison	7	48 weeks
17-23060000	Welding and Cutting	Ft. Madison	12	48 weeks
17-29020000	Cook/Chef	Ft. Madison	26	52 weeks

COLLEGE PARALLEL COURSES

Thirteen of the area schools were organized as area community colleges during the 1973-74 school year. Eleven of these thirteen area schools offered a college parallel program equivalent to the first two years of a baccalaureate degree program. The remaining two area schools were approved only to offer college parallel courses, as required, through adult education divisions. The majority of college parallel courses offered in these institutions are organized as day-school courses within the college parallel divisions. The following information indicates the college parallel courses offered during the fiscal year 1974 in area community colleges. The majority of these courses are offered as credit courses that will generally transfer as credit to four-year institutions. In a few cases, courses are offered in college parallel divisions that are not intended for transfer purposes. These courses are identified with an "x" below the credit hour column. Some courses are offered in quarter terms and others in semester terms. Above each of the credit columns for each institution is either a "q", to indicate a quarter, or an "s", to indicate a semester term. A separate section includes those adult college parallel courses offered in adult education divisions.

The number of sections offered for each course during the fiscal year 1974 is identified behind the name of each individual course.

The majority of area community colleges offer within their college parallel divisions college parallel career-option programs. These programs, usually two year associate degree programs, offering students an opportunity to earn college credit while also preparing for immediate employment. Many of these programs are structured to provide an opportunity for a student to receive some work related experiences while they are enrolled in the program. A listing of college parallel career-option programs operating during fiscal year 1974 follows the section on course offerings.

TABLE 1

MERGED AREA I

COURSE OFFERINGS IN COLLEGE PARALLEL

North Iowa Area Community College
Mason City, Iowa

Dept. or division	Title of course	Credit hours-Q	No. of sect. offered	Dept. or division	Title of course	Credit hours-Q	No. of sect. offered
Art	Art History I	4	1	Business (cont'd.)	Medical Terminology II	3	1
	Art History II	4	1		Office Machines.	1	2
	Basic Design I	3	2		Office Machines and Record Keeping	4	4
	Basic Design II	3	2		Office Practice I	5	1
	Ceramics	3	2		Office Practice II	5	1
	Drawing	3	2		On-Job-Training	3	1
	Essentials of Art	3	7		On-Job-Training	3	1
	Painting I	3	3		Personal Income Tax	2	2
	Painting II	3	3		Salesmanship	3	1
	Special Problems in Art	2	3		Secretarial Practice I	5	2
					Secretarial Practice II	5	2
					Shorthand I	4	2
					Shorthand II	4	3
					Shorthand III	4	2
					Typing I	3	2
Business	Accounting Principles I	3	8	Typing II	3	5	
	Accounting Principles II	3	4	Typing III	3	2	
	Business Law I	3	10	Ed. Media Techniques	2	2	
	Business Law II	3	4	Introduction to Teaching	3	4	
	Business Statistics	3	2	Engineering Graphics I	2	7	
	General Insurance	3	1	Engineering Graphics II	2	1	
	Human Relations	3	9	Engineering Problems	1	1	
	Intermediate Acctg. I	3	2	Orient to Engineering	x	1	
	Intermediate Acctg. II	3	2	Statics of Engineering	2	1	
	Intro. to Business	3	4				
	Intro. to Data Process'g.	3	3				
	Legal Office Practice I	5	1				
	Legal Office Practice II	5	1				
	Marketing	3	3				
	Medical Office Prac. I	5	2				
Medical Office Prac. II	5	2					
Medical Terminology I	3	2					

TABLE 1

MERGED AREA II

COURSE OFFERINGS IN COLLEGE PARALLEL

North Iowa Area Community College
Mason City, Iowa

Dept. or div's. or	Title of course	Credit hours-Q	No. of sect. offered	Dept. or division	Title of course	Credit hours-Q	No. of sect. offered
English	Communication Skills	4	51	Mathematics (cont'd.)	Computer Programming	3	2
	Communication Skills (30:101D)	3	2		Differential Equations	3	2
	Poetry & Drama	3	2		Fundamentals of Math. I	3	11
	Short Story & Novel	3	5		Fundamentals of Math. II	3	4
	Spec. Problems/Comm. Skills	1	2		Intermediate Algebra	3	10
	World Literature I	3	4		Linear Algebra	2	1
	World Literature II	3	3		Pre-Calculus	4	4
	Advanced Spanish I	3	1		Applied Music Instr. I	1-2	2
	Advanced Spanish II	3	1		Applied Music Instr. II	1-2	2
	Beginning French I	4	1		Applied Music Instr. III	1-2	2
	Beginning French II	4	1		Applied Music Instr. IV	1-2	2
	Beginning German I	4	1		Applied Music Piano I	1-2	1
	Beginning German II	4	1		Applied Music Piano II	1-2	1
	Beginning Spanish I	4	1		Applied Music Piano III	1-2	1
	Beginning Spanish II	4	2		Applied Music Piano IV	1-2	1
	Intermediate French I	4	2		Applied Music Voice I	1-2	1
	Intermediate French II	4	1		Applied Music Voice II	1-2	1
Intermediate German I	4	1	Applied Music Voice III	1-2	1		
Intermediate German II	4	1	Applied Music Voice IV	1-2	1		
Intermediate Spanish I	4	1	Band I	1	1		
Intermediate Spanish II	4	1	Band II	1	1		
Mathematics	Analytic Geom. & Calc. I	4	5	Chorus I	1	1	
	Analytic Geom. & Calc. II	4	3	Chorus II	1	1	
	Analytic Geom. & Calc. III	4	1	Exploring Music	3	8	
	College Algebra & Trig. I	4	7	Instrumental Ensemble I	1/2	1	
	College Algebra & Trig. II	4	2	Instrumental Ensemble II	1/2	1	
				Instrumental Ensemble III	1/2	1	
				Instrumental Ensemble IV	1/2	1	

TABLE 1

MERGED AREA II

COURSE OFFERINGS IN COLLEGE PARALLEL

North Iowa Area Community College
Mason City, Iowa

Dept. or division	Title of course	Credit hours-Q	No. of sect. offered	Dept. or division	Title of course	Credit hours-Q	No. of sect. offered	
Music (cont'd.)	Orchestra	1	1	Science (cont'd.)	Biological Principles	4	12	
	Piano Class I	1	2		Chemistry Principles I	5	1	
	Piano Class II	1	2		Chemistry Principles II	5	1	
	Theory I	4	1		College Physics I	5	1	
	Theory II	4	1		College Physics II	5	1	
	Theory III & Counterpoint	4	1		General Botany	4	2	
	Theory IV & Form Analysis	4	1		General Chemistry I	5	1	
	Voice Ensemble I	1/2	1		General Chemistry II	5	1	
	Voice Ensemble II	1/2	1		General Inorganic Chem.	4	1	
	Voice Ensemble III	1/2	1		General Physics I	4	3	
	Voice Ensemble IV	1/2	1		General Physics II	4	2	
	Physical Education	Badminton	1/2		4	Genetics	4	1
		Basketball	1/2		3	Health and Nutrition	3	2
		Bowling	1/2		2	Introductory Chemistry	4	1
Games & Officiating I		2	1	Introduction to Photog.	2	4		
Games & Officiating II		2	1	Microbiology	4	3		
Golf		1/2	1	Nutrition	3	1		
Physical Fitness		1/2	3	Organic Chemistry I	5	1		
Softball		1/2	2	Organic Chemistry II	5	1		
Spec. Problems Phys. Ed.		1	1	Organic Chemistry III	4	1		
Tennis		1/2	2	Physical Science	4	3		
Touch Football		1/2	2	Principles of Physics	4	1		
Volleyball		1/2	2	Quantitative Analysis	4	2		
Weight Training		1/2	3	Special Problems/Biology	1-3	2		
Reading Clinic		Reading Improvement	2	2	Special Problems/Chem.	1-3	2	
			7	Zoology	4	4		
Science	Anatomy and Physiology I	4	3	Adv. Gen. Psychology	3	2		
	Anatomy and Physiology II	4	2	American Government I	3	11		
				American Government II	3	5		

TABLE 1

MERGED AREA II

COURSE OFFERINGS IN COLLEGE PARALLEL

North Iowa Area Community College
Mason City, Iowa

Dept. or division	Title of course	Credit hours-Q	No. of sect. offered	Dept. or division	Title of course	Credit hours-Q	No. of sect. offered
Social Science (cont'd.)	American History I	3	12				
	American History II	3	9				
	Economics I	3	5				
	Economics II	3	5				
	General Psychology	3	20				
	Human Growth and Dev.	3	9				
	Latin American Culture	3	1				
	Man & His Environment	3	2				
	Marriage and Family	3	5				
	Race & Ethnic Minorities	3	1				
	Sociology	3	14				
	Social Problems	3	1				
	Western Civilization I	4	8				
	Western Civilization II	4	7				
World Geography	3	5					
Speech and Theatre	Directed Exp. in Theatre	3	3				
	Group Discussion	2	4				
	Introduction to Theatre	3	6				
	Oral Interpretation	3	3				
	Public Speaking	2	6				

TABLE 1

MERCED AREA III

COURSE OFFERINGS IN COLLEGE PARALLEL

Iowa Lakes Community College
Estherville, Iowa

South Attendance Center (Emmetsburg)

Dept. or division	Title of course	Credit hours-Q	No. of sect. offered	Dept. or division	Title of course	Credit hours-Q	No. of sect. offered
Business	Elementary Shorthand	4	3	Education & Psychology	Human Growth	3	2
	Advanced Shorthand	4	1	(cont'd.)	Intro. to Education	5	1
	Business Correspondence	2	1		Field Mental Health	14	2
	Business Law I	3	1				
	Calculating Machines	3	3	Communications/ Foreign Language	English Composition I	3	4
	Introduction to Business	4	3		English Composition II	3	5
	Basic Accounting	3	1		English Composition III	3	4
	Principles of Accounting I	3	3		Communication Skills	2	3
	Principles of Accounting II	3	2		Communication Skills	3	1
	Principles of Accounting III	3	3		American Literature I	3	1
	Money & Banking	4	1		American Literature II	3	1
	Investments	3	1		American Literature III	3	1
	Intro. to Management	4	1		Parliamentary Procedure	1	1
	Principles of Economics I	3	1		Reading Improvement	1	4
	Principles of Economics II	3	1		Writing Improvement	1	3
	Principles of Economics III	3	1		Library Orientation	1	3
	Principles of Marketing	4	3		Intro. to Theatre	3	1
	Records Management	3	1		Short Story	3	1
	Salesmanship	4	1		Spanish I	4	1
	Typewriting I	3	4		Spanish II	4	1
Typewriting II	3	4		Spanish III	4	1	
Typewriting III	3	3		Speech Fundamentals	3	4	
Income Tax	1	1		World Literature I	3	1	
Public Finance	3	1		World Literature II	3	1	
				World Literature III	3	1	
General Psychology I	3	3		Intermediate Spanish	3	1	
General Psychology II	3	2					
Psych. of Adjustment	3	1		Art Appreciation	3	1	
Education & Psychology							

TABLE 1

MERGED AREA III

COURSE OFFERINGS IN COLLEGE PARALLFI

Iowa Lakes Community College
Estherville, Iowa

South Attendance Center (Emmetsburg)

Dept. or division	Title of course	Credit hours-Q	No. of sect. offered	Dept. or division	Title of course	Credit hours-Q	No. of sect. offered
Mathematics	College Mathematics	5	1	Social Science (cont'd.)	American History 1815-1900	4	1
	Intermediate Algebra	5	1		American History 1900-Pres.	4	1
	Basic Computer Programming	3	1		Classical Heritage	4	1
	Mathematics for General Ed.	5	2		International Relations	3	1
	Trigonometry	3	1		Intro. to Marriage & Family	3	1
Natural Science	Biological Science I	4	1	Intro. to Philosophy	3	1	
	Biological Science II	4	1	Intro. to Sociology	3	1	
	Biological Science III	4	2	Social Problems	3	3	
Physical Science	Human Physiology	4	1	State & Local Government	3	1	
	Integrated Science I	6	1	Western Civilization I	4	1	
	Intro. to Chemistry I	4	1	Western Civilization II	4	1	
	Intro. to Chemistry II	4	1	Western Civilization III	4	1	
	Intro. to Chemistry III	4	1	Criminology	3	3	
	Physical Science I	4	1				
	Physical Science II	4	2				
	Physical Science III	4	1				
	Integrated Science II	3	1				
	Metric System	1	3				
Physical Education	Weightlifting	1	3				
	Varsity Weightlifting	1	1				
	Tennis	1	1				
	Karate	1	1				
Social Science	American Government	3	4				
	American History to 1815	4	1				

TABLE 1

MERGED AREA III

COURSE OFFERINGS IN COLLEGE PARALLEL

North Attendance Center (Estherville)

Iowa Lakes Community College
Estherville, Iowa

Dept. or division	Title of course	Credit hours-Q	No. of sect. offered	Dept. or division	Title of course	Credit hours-Q	No. of sect. offered
Business	Beginning Shorthand	4	1	Business (cont'd.)	Principles of Marketing	4	1
	Intermed. Shorthand	4	5		Simulated Office Lab. I	1	1
	Advanced Shorthand	4	5		Simulated Office Lab. II	1	4
	Shorthand Transcription	4	1		Payroll Principles	2	2
	Business Correspondence I	2	3		Business Human Relations	3	3
	Business Correspondence II	2	2		Secretarial Procedures I	2	3
	Business Law I	3	5		Secretarial Procedures II	2	1
	Business Law II	3	1		Business Statistics	5	1
	Business Math I	3	1		Records Management	3	4
	Calculating Machines	3	8		Business Internship	9	1
	Principles of Accounting I	3	6		Typewriting I	3	1
	Principles of Accounting II	3	6		Typewriting II	3	0
	Principles of Accounting III	3	3		Typewriting III	3	5
	Intermediate Accounting I	4	2 ^a		Typewriting IV	3	2
	Intermediate Accounting II	4	2		Secretarial Machines	3	1
	Intermediate Accounting III	4	1		Business Seminar I	1	1
	Accounting Lab.	1	1		Business Finance	3	1
	Basic Accounting	3	1		Salesmanship	4	4
	Cost Accounting I	3	2		Income Tax I	3	1
	Cost Accounting II	3	1		Income Tax II	3	2
	Introduction to Business	4	3		Intro. to Auditing	3	1
	Introduction to Management	4	4		Simulated Office Lab. I	1	1
	Office Experience I	2	1		Simulated Office Lab. II	1	4
	Principles of Advertising	4	1				
	Principles of Economics I	3	3		General Psychology I	3	6
	Principles of Economics II	3	5		General Psychology II	3	5
	Principles of Economics III	3	2		Applied Psychology	3	2

TABLE 1
MERGED AREA III

North Attendance Center (Estherville)

COURSE OFFERINGS IN COLLEGE PARALLEL

Iowa Lakes Community College
Estherville, Iowa

Dept. or division	Title of course	Credit hours-Q	No. of sect. offered	Dept. or division	Title of course	Credit hours-Q	No. of sect. offered
Education & Psychology (cont'd.)	Psychology of Adjustment	3	4	Communications/ Foreign Lang. (cont'd.)	Intermediate Spanish I	3	2
	Human Growth & Development	3	4		Intermediate Spanish II	3	1
	Introduction to Education	5	2		Intermediate Spanish III	3	2
	Field Mental Health	14	3		French I	3	1
	Phys. & Mental Disabilities	3	1		French II	3	1
	Intrd. to Rehabilitation	3	1		Journalism I	3	2
	Seminar-Rehab. I	3	1		Journalism II	3	2
	Seminar-Rehab. II	3	1		Journalism III	3	1
	Seminar-Rehab. III	3	1		Journalism Internship	6	1
	Principles of Learning	3	2		Writing Improvement	1	7
Communications/ Foreign Lang.	English Composition I	3	12		Speech Fundamentals	3	12
	English Composition II	3	12		Speech Activities	1	3
	English Composition III	3	9		World Literature I	3	3
	American Literature I	3	1		World Literature II	3	2
	American Literature II	3	1		World Literature III	3	2
	American Literature III	3	1		Children's Literature	3	1
	Argumentation & Debate	3	1		Journalism Activities	1	7
	Creative Writing	3	1		Honors English	1	1
	Public Speaking	3	1		Photography I	3	1
	Library Orientation	1	6		Photography II	3	2
	Interpersonal Speech	2	1		Photography III	3	1
	Reading Improvement I	1	3		Radio Announcing	1	1
	Reading Improvement II	1	1		Parliamentary Procedure	1	4
	Introduction to Theatre	3	1	Fine Arts	Applied Music-Guitar	1	3
	Short Story	3	3		Applied Music-Piano	1	2
	Spanish I	4	2		Applied Music-Organ	1	2
	Spanish II	4	1		Applied Music-Flute	1	2
	Spanish III	4	1		Applied Music-Vocal	1	3

TABLE 1

MERGED AREA III

COURSE OFFERINGS IN COLLEGE PARALLEL

North Attendance Center (Estherville)

Iowa Lakes Community College
Estherville, Iowa

Dept., or division	Title of course	Credit hours-Q	No. of sect. offered	Dept., or division	Title of course	Credit hours-Q	No. of sect. offered
Fine Arts (cont'd.)	Applied Music-Strings	1	3	Fine Arts (cont'd.)	Stage Band	1-2	4
	Applied Music-Trumpet	1	3		Music History I	3	1
	Applied Music-Sax	1	2		Skills & Techn.-Percus.	2	1
	Applied Music-Trombone	1	3		Skills & Techn.-Woods	2	1
	Applied Music-French Horn	1	3		Music Literature I	3	1
	Applied Music-Percussion	1	3		Music Literature II	3	1
	Applied Music-Clarinet	1	1		Skills & Techn.-Brass	2	1
	Applied Music-Tuba	1	3		Music History II	3	1
	Applied Music-Electric Bass	1	1		Music History III	3	1
	Band	1	3		Art Appreciation	3	9
	Chorus	1	3		Ceramics I	3	3
	Ear Training I	1	1		Ceramics II	3	2
	Ear Training II	1	1		Design I	3	3
	Ear Training III	1	1		Design II	3	1
	Keyboard I	1	1		Drawing I	3	2
	Keyboard II	1	1		Drawing II	3	2
	Keyboard III	1	1		Painting I	3	4
	Madrigal	1	3		Painting II	3	2
	Music Appreciation	3	2		Analytic Geom. & Calc. I	5	2
	Music Theory I	3	1	Mathematics	Analytic Geom. & Calc. II	5	1
	Music Theory II	3	1		Analytic Geom. & Calc. III	5	1
	Music Theory III	3	1		Analytic Geom. & Calc. IV	5	1
	Music Theory-Adv. I	3	1		College Mathematics	5	4
	Music Theory-Adv. II	3	1		Computer Programming-Fortrans	3	1
	Music Theory-Adv. III	3	1		Engineering Problems	2	1
	Conducting-Instrumental I	2	1		Intermediate Algebra	5	5
	Conducting-Vocal	2	1				

TABLE 1

MERGED AREA III

COURSE OFFERINGS IN COLLEGE PARALLEL

North Attendance Center (Estherville)

Iowa Lakes Community College
Estherville, Iowa

Dept. or division	Title of course	Credit hours-Q	No. of sect. offered	Dept. or division	Title of course	Credit hours-Q	No. of sect. offered
Mathematics (cont'd.)	Basic Compute Programming	3	2	Physical Science (cont'd.)	Intro. to Chemistry I	4	2
	Intro. to Statistics	5	2		Intro. to Chemistry II	4	1
	Math for General Education I	3	5		Intro. to Chemistry III	4	1
	Trigonometry	3	3		Organic Chemistry I	5	1
	Intro. to Data Process.	3	10		Organic Chemistry II	5	1
	Math for General Ed. II	3	2		Organic Chemistry III	5	1
	Engineering Graphics I	5	1		Anatomy & Physiology	4	3
	Business Math	3	3		Physical Science I	4	2
					Physical Science II	4	2
					Physical Science III	4	4
Natural Science	Biological Science I	4	3	Metric System	1	7	
	Biological Science II	4	3				
	Biological Science III	4	2				
	Environmental Problems	2	1	Intro. to Phys. Ed.	2	2	
	Field Botany	4	1	Personal Health	3	4	
	Intro. to Genetics & Evol.	4	1	Sports Officiating	2	1	
	Intro. to Higher Plant Phyla	4	1	Tennis	1	1	
	Intro. to Lower Plant Phyla	4	1	First Aid	3	2	
	Intro. to Microbiology	4	1	Athletic Injury	3	1	
	Invertebrate Zoology	4	1	Gymnastics	1	2	
Vertebrate Zoology	4	1	Weightlifting	1	3		
Physical Science	Engineering Physics I	5	1	Varsity Baseball	1	2	
	Engineering Physics II	5	1	Varsity Track	1	1	
	Engineering Physics III	5	1	Varsity Golf	1	1	
	General Physics I	4	1	Veterans P.E.	2	5	
	General Physics II	4	1	Varsity Football	1	1	
	General Physics III	4	1	Varsity Weightlifting	1	2	
	Inorganic Chemistry I	5	1	Co-ed Volleyball	1	1	
	Inorganic Chemistry, II	5	1	Bowling I	1	1	
	Inorganic Chemistry III	5	1	Varsity Wrestling	1	1	
				Varsity Basketball	1	1	
			Recreational Games	3	3		

TABLE 1

MERGED AREA III

COURSE OFFERINGS IN COLLEGE PARALLEL

Iowa Lakes Community College
Estherville, Iowa

North Attendance Center (Estherville)

Dept. or division	Title of course	Credit hours-Q	No. of sect. offered	Dept. or division	Title of course	Credit hours-Q	No. of sect. offered
Social Science	American Government	3	2				
	American History to 1815	4	3				
	American History 1815-1900	4	1				
	American History 1900-Pres.	4	1				
	Contemporary Issues	2	1				
	Elements of Geography	4	2				
	International Relations	3	1				
	Intro. to Cultural Anthrop.	3	1				
	Intro. to Marriage & Family	3	2				
	Intro. to Philosophy	3	4				
	Classical Heritage	4	1				
	Intro. to Sociology	3	3				
	Principles of Sociology	3	1				
	Social Problems	3	2				
	State & Local Government	3	1				
	Western Civilization I	4	1				
	Western Civilization II	4	1				
	Western Civilization III	4	1				
	Student Government	1	1				
	Search for Black Identity	1	1				
Criminology	3	1					

TABLE 1

MERGED AREA V

COURSE OFFERINGS IN COLLEGE PARALLEL

Iowa Central Community College
Fort Dodge, Iowa

Eagle Grove Center

Dept. or division	Title of course	Credit hours-Q	No. of sect. offered	Dept. or division	Title of course	Credit hours-Q	No. of sect. offered	
Art	Art History I	3	1	English Speech & Lit. (cont'd.)	Intro. to Literature II	3	1	
	Art History II	3	1		Intro. to Theatre	3	1	
	Studio Art Fundamentals I	2	1		Speech Fundamentals	2	1	
					Oral Interpretation	3	1	
Business Admin.	Beginning Shorthand	3	1	Math & Engineer	Calculus & Analytic Geometry	4	2	
	Business Law	3	1		Elementary Algebra	4	1	
	Intermediate Typewriting	3	1		Elementary Analysis	5	1	
	Introduction to Business	3	1		Elementary Statistics	3	1	
	Office Machines	3	1		Fundamentals of Math	3	1	
	Office Management	3	1		Math for General Education	3	2	
	Office Procedures	3	1					
	Principles of Accounting I	3	1					
	Principles of Accounting II	3	1		Elementary Spanish I	4	1	
	Principles of Economics I	3	1		Elementary Spanish II	4	1	
	Principles of Economics II	3	1		Intermediate Spanish I	4	1	
	Records Management	2	1		Intermediate Spanish II	4	1	
	Advanced Typewriting	3	1					
Education & Psych.	Applied Psychology	3	1	Music	Applied Music-Piano	1	2	
	Introduction to Education	3	1		Applied Music-Voice	1	2	
	General Psychology	3	3		Concert Choir	1	2	
	Human Growth & Development	3	1		Exploring Music I	3	2	
	Psy. of Human Relations	3	1					
	Human Potential Seminar	1	2		First Aid	2	1	
	Introduction to Sociology	3	2		History of Physical Educ.	2	1	
					Hygiene	2	1	
	English I	3	3		Intro. to Physical Educ.	2	1	
	English II	3	3		Physical Education	1	7	
English Speech & Lit.	Intro. to Literature I	3	1	Games, Rules & Officiating	2	1		
				Theory & Practice-Games & Sports	2	1		

TABLE 1

MERGED AREA V

COURSE OFFERINGS IN COLLEGE PARALLEL

Iowa Central Community College
Fort Dodge, Iowa

Eagle Grove Center

Dept. or division	Title of course	Credit hours-Q	No. of sect. offered	Dept. or division	Title of course	Credit hours-Q	No. of sect. offered
Physical & Natural Science	Biology	4	1				
	General Chemistry I	4	1				
	General Chemistry II	4	1				
	General Physics I	4	1				
	General Zoology	4	1				
	Human Anatomy & Physiology	4	1				
	Physical Science	4	1				
	American Civilization I	4	1				
	American Civilization II	4	1				
	Fundamentals of Amer. Gov.	3	1				
Social Science	Sociology: Social Problems	3	1				
	Western Civilization I	4	1				
	Western Civilization II	4	1				
	State & Local Government	3	1				
	Sociology: Principles	3	1				
	Intro. to Social Service	3	1				
	Methods of Community Services	3	1				

TABLE 1

MERGED AREA V

COURSE OFFERINGS IN COLLEGE PARALLEL

Iowa Central Community College
Fort Dodge, Iowa

Fort Dodge Center

Dept. or division	Title of course	Credit hours-Q	No. of sect. offered	Dept. or division	Title of course	Credit hours-Q	No. of sect. offered	
Art	Painting I	3	1	Education & Psych. (cont'd.)	Educ. & Teaching Process	4	2	
	Painting II	3	1		Educational Psychology	3	1	
	Studio Art Fundamentals I	3	5		General Psychology	3	13	
	Studio Art Fundamentals II	3	1		Human Growth & Develop.	3	5	
	Business Administration	Advanced Shorthand and Transcribing	3		1	Intro. to Education	3	2
		Advanced Typewriting	3		2	Psych. of Human Relations	3	11
		Salesmanship	3		1	Human Potential Seminar	1	7
		Beginning Shorthand	3		1	American Writers I	3	1
Beginning Typewriting		3	2	American Writers II	3	1		
Business Law		3	4	Speech Fundamentals	2	5		
Business Math		2	2	Technical Report Writing	3	2		
Business Writing		3	1	Acting	2	1		
Intermediate Shorthand		3	2	English I	3	4		
Intermediate Typewriting		3	2	English II	4	20		
Education & Psych.	Principles of Marketing	3	3	English I	4	14		
	Introduction to Business	3	1	Intro. to Lit. I	3	5		
	Office Calculating Mach.	3	4	Intro. to Lit. II	3	4		
	Office Procedures	3	6	Intro. to Theatre	3	5		
	Principles of Account, I	3	2	Oral Interpretation	3	1		
	Principles of Account, II	3	4	Persuasive Speech	3	2		
	Records Management	2	3	Advanced Composition	3	1		
	Intro. to Data Processing	3	2	English	4	3		
	Applied Psychology	3	4	Basic English Skills	4	2		
	Child Psychology & Develop.	3	2	English	3	3		
	Children's Literature	3	2	Administration of Justice	3	1		
				Criminal Evidence	3	1		
				Law Enforcement				

TABLE 1

MERGED AREA V

COURSE OFFERINGS IN COLLEGE PARALLEL

Iowa Central Community College
Fort Dodge, Iowa

Fort Dodge Center

Dept. or division	Title of course	Credit hours-Q	No. of sect. offered	Dept. or division	Title of course	Credit hours-Q	No. of sect. offered	
Law Enforcement (cont'd.)	Criminal Law I	3	1	Modern Language (cont'd)	Intermediate Spanish I	4	2	
	Criminal Law II	3	1		Intermediate Spanish II	4	1	
	Criminal Investigation	3	1					
	Intro. to Law Enforc.	3	1					
	Defensive Tactics	1	1					
	Traffic Control	3	1					
	Patrol Procedures	3	1					
Math & Engineer	Algebra & Trig. I	4	3		Applied Music-Instrumental	1	2	
	Elementary Analysis	5	2		Applied Music-Piano	1	2	
	Elementary Statistics	3	2		Applied Music-Voice	1	2	
	Engineering Graphics I	3	1		Chamber Choir	1	2	
	Engineering Problems	1	1		Concert Band	1	2	
	Fundamentals of Math	3	2		Concert Choir	1	2	
	Linear Algebra	3	1		Exploring Music I	3	8	
	Math for General Educ.	3	4		Instrumental Ensemble	1	2	
	Pre-Calculus	5	2		Music Theory I	4	1	
	Elementary Algebra	4	2		Music Theory II	4	1	
	Calculus & Analytic Geom.	4	5		Music Theory III	4	1	
					Music Theory IV	4	1	
Modern Language	Advanced Spanish I	4	1		Aquatic Studies	4	1	
	Advanced Spanish II	4	1		Biology	4	5	
	Elementary French I	4	2		Botany	4	1	
	Elementary French II	4	2		Chemistry I	4	1	
	Elementary Spanish I	4	1		Chemistry II	4	1	
	Elementary Spanish II	4	2		Elementary Organic Chem. I	4	1	
					Environmental Technology	2	1	
					General Chemistry I	4	3	
					General Chemistry II	4	2	

TABLE 1

MERGED AREA V

COURSE OFFERINGS IN COLLEGE PARALLEL

Iowa Central Community College
Fort Dodge, Iowa

Fort Dodge Center

Dept. or division	Title of course	Credit hours-Q	No. of sect. offered	Dept. or division	Title of course	Credit hours-Q	No. of sect. offered	
Physical & Natural Science (cont'd.)	General Physics I	4	1	Social Science (cont'd.)	Intro. to Sociology: Principles	3	9	
	General Physics II	4	1		Sociology: Social Problems	3	2	
	General Zoology	4	2		Contemporary Issues II	3	1	
	Intro. to Organic Chem.	4	1		State & Local Govern.	3	2	
	Microbiology	4	1		Western Civilization I	4	6	
	Organic Chemistry I	5	1		Western Civilization II	4	4	
	Man & His Environment-Pop.	1	7		Economic Geography	3	1	
	Man & His Environment-Pol.	1	7		Marriage & the Family	3	7	
	Man & His Environment-Fut.	1	7					
	Organic Chemistry II	5	1		First Aid	2	2	
	Physical Science	4	3		History of Physical Ed.	2	1	
	Physics I	5	1		Intro. to Physical Ed.	2	1	
	Physics II	5	1		Physical Education	1	33	
	Nutrition	3	1		Sports Officialing	2	2	
	Human Anatomy	4	1		Theory & Prac. of Individual & Dual Sports	2	3	
	Human Physiology	4	1		Hygiene	2	2	
	Elem. Organic Chemistry II	4	1					
Field Ecology	3	1						
Social Science	American Civiliza. I	4	5					
	American Civiliza. II	4	4					
	Consumer Economics	3	2					
	Contemporary Issues	3	2					
	Economics I	3	11					
	Economics II	3	4					
	Fundamentals of Amer. Govt.	3	7					
	Intro. to Geography	3	6					

TABLE 1

MERGED AREA V

COURSE OFFERINGS IN COLLEGE PARALLEL

Webster City Center

Iowa Central Community College
Fort Dodge, Iowa

Dept. or division	Title of course	Credit hours-Q	No. of sect. offered	Dept. or division	Title of course	Credit hours-Q	No. of sect. offered
Art	Studio Art Fundamentals I	2	1	English Speech & Lit.	English II	4	3
	Studio Art Fundamentals II	2	1		Intro. to Literature I	3	2
	Art History I	3	1		Intro. to Theatre	3	1
	Art History II	3	1		Oral Interpretation	3	1
Business Administration	Business Law I	3	1	Math & Engineer	Intro. to Literature II	3	1
	Business Law II	3	1		Speech Fundamentals	2	1
	Intermediate Typewriting	3	1		Math for General Education	3	1
	Retailing	3	1		Algebra & Trigonometry I	4	1
	Beginning Typewriting	3	1		Elementary Analysis	5	1
	Intro. to Business	3	1		Elementary Statistics	3	2
	Office Machines	3	1		Fundamentals of Math	3	1
	Principles of Account. I	3	1		Pre-Calculus	5	1
	Principles of Account. II	3	1		Elementary Algebra	4	2
	Principles of Economics I	3	1		Calculus & Analytic Geom.	4	2
	Principles of Economics II	3	1		Applied Music-Voice	1	2
	Principles of Marketing	3	1		Concert Choir	1	2
	Salesmanship	3	1		Exploring Music I	3	2
	Educ. & Psychology	Applied Psychology	3		1	Music	Music Theory I
General Psychology		3	3	Music Theory II	4		1
Intro. to Education		3	1	History of Physical Educ.	2		1
Human Potential		1	2	Intro. to Physical Educ.	2		1
English Speech & Lit.	Human Growth & Develop.	3	1	Physical & Health Education	Physical Education	1	7
	Psy. Human Relations	3	1		Theory & Practice of		
	Persuasive Speech	3	1		Individual & Dual Sports	2	2
	English I	4	3		Hygiene	3	1
	English I'	3	1	First Aid	2	1	
				Games, Rules & Officiating	2	1	

TABLE 1

MERGED AREA V

COURSE OFFERINGS IN COLLEGE PARALLEL

Iowa Central Community College
Fort Dodge, Iowa

Webster City Center

Dept. or division	Title of course	Credit hours-Q	No. of sect. offered	Dept. or division	Title of course	Credit hours-Q	No. of sect. offered	
Physical & Natural Science	Biology	4	2					
	Botany	4	1					
	General Chemistry I	4	1					
	General Chemistry II	4	1					
	General Physics I	4	1					
	General Physics II	4	1					
	General Zoology	4	1					
	Human Anatomy & Physiology	4	1					
	Microbiology	4	2					
	Physical Science	4	1					
	Physics I	5	1					
	Horticulture I	3	1					
	Horticulture II	3	1					
	Horticulture Field Exp.	2	1					
	Field Ecology	3	1					
	Social Science	American Civilization I	4	1				
		American Civilization II	4	1				
Fundamentals of American Govt.		3	1					
State & Local Government		3	1					
Intro. to Sociology: Principles		3	1					
Western Civilization I		4	1					
Western Civilization II		4	1					
Intro. to Sociology: Social Problems	3	2						

TABLE 1

MERCED AREA VI

COURSE OFFERINGS IN COLLEGE PARALLEL

Iowa Valley Community College District
Marshalltown, Iowa

Marshalltown Community College (Marshalltown)

Dept. or division	Title of course	Credit hours-Q	No. of sect. offered	Dept. or division	Title of course	Credit hours-Q	No. of Sect. offered	
Economics & Sociol.	Economics I	3	4	History &	American Government I	3	3	
	Economics II	3	2	Political	American Government II	3	1	
	Intro. to Sociology	3	7	Science	U.S. History I	3	2	
	Marriage & the Family	3	2		U.S. History II	3	2	
	Personal Economics	3	1		Western Civilization I	4	8	
	Social Problems	3	1		Western Civilization II	4	5	
	Intro. to Social Work	3	0		Contemporary Affairs	1	4	
	Community Organizations	3	1		Travel Study	1	4	
	Group Leadership	2	1		Latin American History	3	1	
	Presentation of Quantified Data	1	1	Interdisci- plinary	Humanities	4	1	
	Community Service Field Experience I	4	1	Studies	Human Potential Sem.	3	4	
	Engineering	Engineering Graphics I	3	1		Writing for Personal Express.	3	0
		Engineering Graphics II	3	1		Interpersonal Communication	3	1
		Engineering Problems	1	1	Journalism	The Individual and His Community	3	0
	English	Creative Writing	2	1		Advertising	3	0
Composition Laboratory		1	2		Advertising Sales & Promotion	1	2	
English I		3	13		Intro. to Mass Communication	3	1	
English II		3	9		Photography	3	2	
English I (Advanced)		3	2		Reporting I	3	1	
English II (Advanced)		3	2		Reporting II	3	1	
Technical English I		2	1		Practical Reporting & Edit.	1	2	
Technical English II		2	1	Literature	Shakespeare	3	0	
World Geography		3	4		American Lit. to 1865	3	1	
Geog. of U.S.S.R.		2	1		American Lit. Since 1865	3	1	
				English Lit. to 1750	3	1		
				English Lit. Since 1750	3	0		

TABLE 1

MERGED AREA VI

COURSE OFFERINGS IN COLLEGE PARALLEL

Iowa Valley Community College District
Marshalltown, Iowa

Marshalltown Community College (Marshalltown)

Dept. or division	Title of course	Credit hours-Q	No. of sect. offered	Dept. or division	Title of course	Credit hours-Q	No. of sect. offered
Literature (cont'd.)	Introduction to Literature	3	4	Music	Advanced Ear Training and Sight Singing IV	1	1
	20th Century Literature	3	1		Band Ensemble	1	3
	Modern Drama	3	0		Chorus and Ensemble	1	2
	Short Novel	1	1		Ear Training and Sight Singing II	1	1
	American Short Story	1	1		Ear Training and Sight Singing III	1	1
	Black Literature	1	0		Harmony II	3	1
	Folklore	1	0		Harmony III	3	1
	Analytic Geometry	3	1		Harmony IV	3	1
	Calculus I	5	1		Intro. to Ear Training and Sight Singing I	1	1
	Calculus II	5	1		Intro. to Harmony and Keyboard I	3	1
	College Algebra	3	4		Madrigal Singers and/or Blue and Gold Singers	1	2
	Elementary Algebra	3	4		Music Appreciation	3	2
	Introductory Geometry	3	1		Contemporary Music	1	2
	Intermediate Algebra	3	6		Music Literature from 1750	3	2
	General Mathematics	3	2		Piano	1	5
Probability & Statistics	3	1	Stage Band and/or Tiger Band	1	1		
Trigonometry	2	2	String	1	1		
Modern Languages	French I	4	1	Voice	1	6	
	French II	4	1	Advanced Transcription	3	1	
	French III	4	1	Advanced Typewriting	3	2	
	French IV	4	1				
	Spanish I	4	1				
	Spanish II	4	1				
	Spanish III	4	1				
	Spanish IV	4	1				

TABLE 1

MERGED AREA

COURSE OFFERINGS IN COLLEGE PARALLEL

Iowa Valley Community College District
Marshalltown, Iowa

Marshalltown Community College (Marshalltown)

Dept. or division	Title of course	Credit hours-Q	No. of sect. offered	Dept. or division	Title of course	Credit hours-Q	No. of sect. offered	
Office Education (cont'd.)	Beginning Typewriting	3	1	Physical Science	Chemistry I	4	1	
	Business English	3	1		Chemistry II	4	1	
	Business Machines	3	3		Elementary Organic Chem.	4	1	
	Intermediate Typewriting	3	2		Engineering Physics I	5	1	
	Office Techniques	3	2		Engineering Physics II	5	1	
	Office Education Work				General Physics I	4	1	
	Experience I	3	1		General Physics II	4	1	
	Office Education Work				Intro. to General Chemistry	4	1	
	Experience II	3	1		Physical Science	4	2	
	Secretarial Practice I	4	1		Physical Science II	5	1	
	Secretarial Practice II	4	1		Organic Chemistry I	4	1	
	Shorthand I	3	1		Organic Chemistry II	4	1	
	Shorthand II	3	1		Environmental Chemistry	2-3	1	
	Records Management	2	1					
Philosophy	Intro. to Philosophy	3	1	Psychology & Educ.	Educational Psychology	3	1	
	First Aid	2	2		General Psychology	3	1	
	Health	2	2		Human Growth & Development	3	4	
	Physical Education I	1	16		Introduction to Education	3	2	
	Physical Education II	1	14		Introduction to Psychology	3	10	
	Physical Education III	1	7		Psych. in Bus. & Industry	3	1	
	Physical Education IV	1	7		Practicum in Early Childhood	3	2	
	Recreational Leadership	3	1		Psych. of Being Human	1	1	
	Sports Officiating	2	2					
	Foundations of Recreation	3	1		Advanced Speech	3	0	
	Rec. & Park Agency Orien.	3	1		Oral Interpretation	2	0	
	Rec. Internship	3	1		Principles of Speech	2	14	

TABLE 1

MERGED AREA VI

COURSE OFFERINGS IN COLLEGE PARALLEL

Ellsworth Community College (Ellsworth)

Iowa Valley Community College District
Marshalltown, Iowa

Dept. or division	Title of course	Credit hours-Q	No. of sect. offered	Dept. or division	Title of course	Credit hours-Q	No. of sect. offered
Art	Creative Crafts	2	1	Business	Consumer Problems	2	1
	Fundamentals of Photography	2	2	Education	Economics I	3	3
	Art for Elementary Educ.	3	2	(cont'd.)	Economics II	3	3
	Design I	3	1		Beginning Shorthand	3	2
	Design II	3	1		Intro. to Typing	3	2
	Drawing I	2	1		Transcription	3	1
	Drawing II	2	1		Personal Use Typing	1	2
	Painting I	2	2		Intermediate Accounting I	3	1
	Painting II	2	1		Intermediate Accounting II	3	1
	Pottery I	2	2		Intermediate Typing	3	2
	Pottery II	2	1		Intro. to Business	3	4
	Sculpture I	2	1		Office Machines	3	3
					Salesmanship	3	2
					Secretarial Procedures	3	1
	Biology	Anatomy	4	1			
Botany		4	2				
Environmental Biology		3	1	Education	Human Growth & Development	3	7
General Biology		4	6		Intro. to Teaching	2	5
Genetics		3	3		Adolescent Psychology	3	2
Principles of Physiology		4	1				
Zoology		4	2	Engineering	Engineering Graphics I	2	1
Micro-biology		4	1		Engineering Graphics II	2	1
					Engineering Problems	2	1
Accounting I		3	4	Home			
Accounting II		3	3	Economics	Textiles	2	2
Acc. for Secretaries		3	1				
Adv. Secretarial Shorthand		3	2	English	Advanced Composition	3	1
Adv. Typing I		3	1		American Novel	3	1
Business Law		3	4		Accelerated Eng. Comp. I	3	1
Bus. Letter Writing	2	2		Accelerated Eng. Comp. II	3	1	
Business Math	2	2					

TABLE 1

MERGED AREA VI

COURSE OFFERINGS IN COLLEGE PARALLEL

Ellsworth Community College (Ellsworth)

Iowa Valley Community College District
Marshalltown, Iowa

Dept. or division	Title of course	Credit hours-Q	No. of sect. offered	Dept. or division	Title of course	Credit hours-Q	No. of sect. offered
English (cont'd.)	Basic English Comp. I	3	4	Math (cont'd.)	Differential & Integral Cal. II	5	1
	Basic English Comp. II	3	1		Intermediate Algebra	3	1
	Children's Literature	3	2		Intro. Statistics	3	2
	English Composition I	3	12		Math for General Educ.	3	5
	English Composition II	3	11		Pre-Calculus Math	4	1
	Introduction to Literature	3	3		Cal. III & Diff. Eq.	4	1
	Mass Communications Comp. I	1	1				
	Mass Communications Comp. II	1	1		Band, Freshman I	1	1
	Publications Workshop I	1	1		Band, Freshman II	1	1
	Publications Workshop II	1	1		Band, Sophomore I	1	1
	Reading Improvement	2	13		Band, Sophomore II	1	1
	Composition for Publication	2	1		Band, Instrument Lessons, Freshman I	1	1
	Modern Novella	3	1		Band, Instrument Lessons, Freshman II	1	1
Foreign Language	Beginning Spanish I	4	1	Band, Instrument Lessons, Sophomore I	1	1	
	Beginning Spanish II	4	1	Band, Instrument Lessons, Sophomore II	1	1	
	Intermediate Spanish I	4	1	Brass Ensemble, Freshman I	1	1	
	Intermediate Spanish II	4	1	Brass Ensemble, Freshman II	1	1	
Humanities	Art Interpretation	3	7	Brass Ensemble, Sophomore I	1	1	
	Literature in History	3	2	Brass Ensemble, Sophomore II	1	1	
Math	College Algebra	3	2	Fundamentals of Music	3	1	
	College Trigonometry	3	1	Chamber Choir, Freshman I	1	1	
	Differential & Integral Cal. I	5	1	Chamber Choir, Freshman II	1	1	
	Computational Methods for Science	1	1	Chamber Choir, Sophomore I	1	1	

TABLE 1

MERGED AREA VI

COURSE OFFERINGS IN COLLEGE PARALLEL

Iowa Valley Community College District
Marshalltown, Iowa

Ellsworth Community College (Ellsworth)

Dept. or division	Title of course	Credit hours-Q	No. of sect. offered	Dept. or division	Title of course	Credit hours-Q	No. of sect. offered
Music (cont'd)	Chamber Choir, Sophomore II	1	1	Physical Education (cont'd.)	Bowling (Men)	1/2	8
	Choir, Freshman I	1	1		Bowling (Women)	1	4
	Choir, Freshman II	1	1		Drill Team (Women)	1	1
	Choir, Sophomore I	1	1		First Aid	2	8
	Choir, Sophomore II	1	1		Flag football	1/2	2
	Exploring Music	3	8		Golf (Men)	1/2	2
	Music Theory I	4	1		Golf (Men)	1	2
	Music Theory II	4	1		Golf (Women)	1/2	2
	Piano Lessons, Freshman I	1	1		Golf (Women)	1	2
	Piano Lessons, Freshman II	1	1		Golf (Women)	1	2
	Piano Lessons, Soph. I	1	1		Intercollegiate Athletics	1	11
	Piano Lessons, Soph. II	1	1		Intro. to Physical Ed.	2	2
	Stageband, Freshman II	1	1		Personal Health	2	6
	Stageband, Sophomore II	1	1		Recreational Leadership	3	3
	Voice Ensemble, Freshman II	1	1		Tennis (Men)	1	2
	Voice Ensemble, Soph. II	x	1		Tennis (Women)	1/2	1
	Voice Lessons, Freshman I	x	1		Physical Fitness (Men)	1/2	1
	Voice Lessons, Freshman II	1	1		Softball (Men)	1/2	5
	Voice Lessons, Soph. I	1	1		Softball (Women)	1/2	8
	Voice Lessons, Soph. II	1	1		Sports Officiating I	1	1
Woodwind Ensemble, Freshman I	1	1	Sports Officiating II	1	1		
Woodwind Ensemble, Sophomore I	1	1	Tennis (Men)	1/2	4		
			Tennis (Women)	1/2	5		
Physical Education	Archery (Women)	1/2	4	Volleyball (Men)	1/2	4	
	Archery (Men)	1/2	5	Wrestling (Men)	1/2	2	
	Basketball (Men)	1/2	4	Weightlifting	1/2	2	
	Basketball (Women)	1/2	2	Weightlifting (Men)	1	1	
				Volleyball (Women)	1/2	3	

51 00

TABLE 1

MERGED AREA VI

COURSE OFFERINGS IN COLLEGE PARALLEL

Ellsworth Community College (Ellsworth)

Iowa Valley Community College District
Marshalltown, Iowa

Dept. or division	Title of course	Credit hours-0	No. of sect. offered	Dept. or division	Title of course	Credit hours-0	No. of sect. offered	
Physical Science	Fund. of Chemistry I	4	2	Social Studies	American Government	3	6	
	Fund. of Chemistry II	4	2		Intro. to Geography	3	2	
	Gen. Inorganic Chem. I	4	1		Marriage and Family	2	3	
	Gen. Inorganic Chem. II	4	1		Social Problems	3	3	
	General Physics I	5	1		Sociology I	3	7	
	General Physics II	4	1		Sociology II	3	2	
	Intro. to Organic Chem.	4	1		State & Local Govt.	3	1	
	Intro. to Physics I	4	1		U.S. History I	3	2	
	Intro. to Physics II	4	1		U.S. History II	3	1	
	Physical Science	3	4		World Civilization I	3	1	
	Organic Chemistry I	4	1		World Civilization II	3	2	
	Quantitative Analysis	4	1		General Economics	3	1	
	Psychology	Human Services Practicum	7		1	Intro. to Pol. Science	3	1
		Behavior Modification	3		3	World Civilization III	3	2
		Health Care	2		2	Criminology	3	1
		Educational Psychology	3		2	Basic Speech	2	17
Developmental Act. Materials		2	2	Fundamentals of Stagecraft	3	1		
Gen. Psych. Seminar		1	4	Introduction to Drama	3	2		
Intro. to Mental Hygiene		2	3	Oral Interpretation	3	2		
Counseling and Tutoring		3	3					
The Exceptional Child		3	3					
Intro. to Human Services		1	1					
General Psychology		5	14					
Human Serv. Tech. I		3	1					

TABLE 1

MERGED AREA IX

COURSE OFFERINGS IN COLLEGE PARALLEL

Clinton Community College (Clinton) Eastern Iowa Community College District
Davenport, Iowa

Dept. or div.'s or	Title of course	Credit hours-Q	No. of sect. offered	Dept. or division	Title of course	Credit hours-Q	No. of sect. offered
Humanities	English Composition I	3	9	Humanities (cont'd.)	Business Communications	3	1
	English Composition II	3	7		Oral Interpretation	2	1
	Developmental Reading I	1	10		Intro. to Design	2	1
	Developmental Reading II	1	8		Intro. to Painting I	2	1
	Speech Fundamentals	2	8		Advanced Drawing II	2	1
	Intro. to Theatre	2	2		Art Orientation	2	1
	Stage Craft	2	1		Drawing I	2	1
	Intro. to Literature I	3	2		Painting I	2	1
	American Literature I	3	1				
	Intro. to Literature II	3	2		College Algebra	3	2
	American Literature II	3	1	Elementary Statistics	3	1	
	Beginning Spanish I	4	1	College Algebra & Trig.	5	2	
	Beginning Spanish II	4	1	Calculus & Analy. Geom. I	5	2	
	Intermediate Spanish I	3	1	Calculus & Analy. Geom. II	4	1	
	Intermediate Spanish II	3	1	Calculus & Analy. Geom. III	4	1	
	Art History & Appreciation	2	2	General Biology I	5	4	
	Vocal Music I	1	1	General Biology II	3	1	
	Music Appreciation	2	2	Anatomy & Physiology	3	1	
	Class Piano I	1	1	Intro. to Chemistry I	4	1	
	Journalism I	2	1	Intro. to Chemistry II	4	1	
Journalism II	2	1	General Chemistry I	4	1		
G.S. English I	3	2	General Chemistry II	4	1		
G.S. Mathematics	2	2	Physical Science	4	2		
G.S. Science	2	1	College Physics I	4	1		
Children's Literature	3	1	College Physics II	4	1		
Rhetoric I	4	1	Engineering Physics I	5	1		
Rhetoric II	4	1	Engineering Physics II	5	1		

TABLE 1

MERGED AREA IX

Clinton Community College (Clinton) Eastern Iowa Community College District
Davenport, Iowa

COURSE OFFERINGS IN COLLEGE PARALLEL

Dept. or division	Title of course	Credit hours-Q	No. of sect. offered	Dept. or division	Title of course	Credit hours-Q	No. of sect. offered
Math & Science (cont'd.)	Engineering Graphics I	2	1	Social Science (cont'd.)	Western Civilization I	4	1
	Engineering Graphics II	2	1		Western Civilization II	4	1
	Engineering Problems	1	1		School Obs. & Aid	2	1
	General Mathematics	3	5		ADN Microbiology	5	2
	Math for General Educ.	3	1		ADN Physiology & Anatomy	5	2
	Intermediate Algebra	3	3		Drafting Com. Skills I & II	3	2
Social Science	Does not include Voc-Tech courses in these programs:						
	Drafting				Electronics Com. Skills I & II	3	2
	Electronics				Human Relations (12 wks.)	3	1
	Associate Degree Nursing				Applied Economics (12 wks.)	3	1
	Licensed Practical Nurse				General Office Procedures	3	1
					American Government	3	1
					Principles of Econ. I	3	1
					Principles of Econ. II	3	1
					Intro. to Business	3	2
					Business Law	3	1
					Beginning Typing	2	1
					Advanced Typing	3	1
					Business Machines	2	4
					Beginning Shorthand	3	1
					Principles of Account. I	3	3
					Principles of Account. II	3	3
					First Aid	2	1
				Foundations of Physical Education	2	1	
				Physical Education (Men) I	1	7	
				Physical Education II	1	6	
				Physical Education III	1	3	
				Physical Education IV	1	2	

TABLE 1

MERGED AREA IX

COURSE OFFERINGS IN COLLEGE PARALLEL

Eastern Iowa Community College District
Davenport, Iowa

Clinton Community College (Clinton)

Dept. or division	Title of course	Credit hours-Q	No. of sect. offered	Dept. or division	Title of course	Credit hours-Q	No. of sect. offered
Social Science (cont'd.)	Intermed. Shorthand	3	1				
	Adv. Shorthand	3	1				
	Office Machine & Prob.	3	1				
	Secretarial Procedures	3	1				
	Basic Accounting	2	1				
	Basketball Theory	2	1				
	Economics & Collective Barg.	2	1				
	Transactional Analysis	2	1				
	Labor Law	2	1				
	Retailing	3	1				
	Intro. to Alcoholism	2	1				

TABLE 1

MERGED AREA IX

COURSE OFFERINGS IN COLLEGE PARALLEL

Eastern Iowa Community College District
Davenport, Iowa

Muscatine Community College (Muscatine)

Dept. or div or	Title of course	Credit hours-Q	No. of sect. offered	Dept. or division	Title of course	Credit hours-Q	No. of sect. offered
Behavioral & Social Sciences	Accounting Principles I	3	5	Behavioral & Social Sciences (cont'd.)	Advanced Public Speaking	3	1
	Accounting Principles II	3	4		Oral Interpretation	3	1
	Accounting Principles III	3	3		Discussion	3	1
	American Government I	3	3		Directing	3	1
	American Government II	3	1		Electronic Media	3	1
	American Govern.-Readings	1-2	1		Economics-Readings	1-2	1
	Anthropology I	3	2		Psy. for Everyday Living	3	1
	Anthropology II	3	1		Psy. of Adjustment	4	1
	Business Law I	3	2		Indus. Psychology	4	2
	Business Law II	3	4		Intermediate Account. I	3	1
	Buyer Behavior	3	1		Intermediate Account. II	3	1
	College Hygiene	3	1		Intro. to Business	3	2
	Cost Accounting I	3	1		Intro. to Data Process.	3	1
	Cost Accounting II	3	1		Intro. to Law Enforc.	4	1
	Criminal Evidence	4	3		Intro. to Education	5	1
	Criminal Law I	4	2		Intro. to Physical Ed.	3	1
	Economics I	4	2		Intro. to Sociology	3	4
	Economics II	4	2		Instructional Media	3	1
	Economics III	4	4		Juvenile Delinquency	4	3
Exploring Teaching I	1-2	2	Marketing	3	1		
Exploring Teaching II	1	1	Marketing-Readings	1-2	1		
First Aid	3	1	Office Calc. Machines	3	3		
General Psychology I	3	5	Office Sec. Machines	3	2		
General Psychology II	2	6	Physical Ed. Activities for Men I	1	11		
Human Growth & Development I	4	1	Physical Ed. Activities for Men II	1	11		
Human Growth & Development II	3	1	Physical Ed. Activities for Men III	1	9		

TABLE 1

MERGED AREA IX

COURSE OFFERINGS IN COLLEGE PARALLEL

Eastern Iowa Community College District,
Davenport, Iowa

Muscatine Community College (Muscatine)

Dept. or division	Title of course	Credit hours-Q	No. of sect. offered	Dept. or division	Title of course	Credit hours-Q	No. of sect. offered
Behavioral & Social Sciences (cont'd.)	Physical Ed. for Women	1	9	Behavioral & Social Sciences (cont'd.)	Western Civilization I	4	2
	Admin. of Justice	4	1		Western Civilization II	4	2
	Comparative Political Sys.	3	1		Western Civilization III	4	2
	Human Resource Lab	2	2		Music Literature	3	1
	Legal Environment	3	2		Music Literature	3	1
	Cooperative Work Exper. I	3	1		Fund. of News Writing I	1-3	1
	Cooperative Work Exper. II	3	2	Humanities	Fund. of News Writing II	2-3	1
	Office Procedures I	3	1		Band	1	3
	Office Procedures II	3	1		Children's Literature	3	1
	Office Procedures III	3	1		Chorus	1	3
	Principles of Sociology	3	2		Elementary Theory I	4	1
	Psychology-Readings	1-2	1		Elementary Theory II	4	1
	Records Management	3	1		English Honors	3	2
	Retailing	3	1		English Honors	3	2
	Retailing-Readings	3	1		English Honors	3	2
	Secretarial Accounting	3	1		Fresh, English I	3	15
	Minority Groups in Amer.	3	2		Fresh, English II	3	14
	Shorthand I	3	1		Fresh, English III	3	12
	Shorthand II	3	2		French I	4	1
	Shorthand III	3	1		French II	4	1
	Social Problems	3	4		French III	4	1
	Sociology-Readings	1-2	2		French IV	3	1
	Typewriting I	3	2		French V	3	1
	Typewriting II	3	2		French VI	3	1
	Typewriting III	3	2		German I	4	2
	U.S. History I	3	1		German II	4	2
	U.S. History II	3	1		German III	4	1
	U.S. History III	3	2				

TABLE 1

MERGED AREA IX

COURSE OFFERINGS IN COLLEGE PARALLEL

Eastern Iowa Community College District
Davenport, Iowa

Muscatine Community College (Muscatine)

Dept. or division	Title of course	Credit hours-Q	No. of sect. offered	Dept. or division	Title of course	Credit hours-Q	No. of sect. offered
Humanities (cont'd.)	German IV	3	1	Humanities	Spanish II	4	1
	German V	3	1	(cont'd.)	Spanish III	4	1
	German VI	3	1		Adv. Features & Aux. Writing	2-3	1
	Intro. to Music	3	3		Adv. Newspaper Prod.	2-3	1
	Intro. to Theatre	3	2		Readings in German I	2	1
	Creative Writing	1-3	3		Readings in German III	2	1
	Fund. News Writing II	2-3	1		Art Drawing I	3	4
	News Writing & Copy Editing	2-3	1		Art Drawing II	3	1
	Elementary Theory (Music) III	4	1		Art History	3	2
	Journalism Workshop	1-2	3		Intr'd. to Modern Art	3	1
	Adv. Journalism Workshop	1-2	3		Basic Design	3	1
	Orientation	1	15		Painting I	3	1
	Piano Lessons	0-2	3		Painting II	3	2
	Practical Play Production	1-2	1		Gov. Practice	1	3
	Principles of Speech	3	22		Analytic Geom. & Cal. IA	5	1
	Reading Improvement	1	3		Analytic Geom. & Cal. IB	5	2
	Readings and Group Discuss. of Current Problems in American Life	1-2	4		Analytic Geom. & Cal. IC	5	1
	Readings in American Lit.	1-2	3		Analytic Geom. & Cal. IIA	5	1
	Readings in Dramatic Lit.	1-2	3		Anatomy I	3	2
	Readings in Poetry	1-2	4		*Architectural Drawing	3	3
Readings in the Short Story	1-2	3		Basic Chemistry I	4	1	
Readings in World Lit.	1-2	3		Basic Chemistry II	4	1	
Small Vocal Ensemble	1-2	3		Spanish IV	3	1	
Spanish I	4	1		Spanish V	3	1	
				Spanish VI	3	1	
				Vocal Lessons	0-2	6	

TABLE 1

MERGED AREA IX

COURSE OFFERINGS IN COLLEGE PARALLEL

Eastern Iowa Community College District
-Davenport, Iowa

Muscatine Community College (Muscatine)

Dept. or division	Title of course	Credit hours-Q	No. of sect. offered	Dept. or division	Title of course	Credit hours-Q	No. of sect. offered
Humanities (cont'd.)	Intro. to Lit. I	3	6	Science & Math (cont'd.)	Physical Science IV	4	1
	Intro. to Lit. II	3	5		Slide Rule	1	1
	Intro. to Lit. III	3	5		Supervision I	3	2
	English Lit. I	3	2		Supervision II	3	2
	English Lit. II	3	1		Management I	3	2
	English Lit. III	3	1		Practicum	5	3
Behavioral & Social Sciences (cont'd.)	Western Civilization IV	4	1	Seminar (Management) Health & Safety	1	3	
	Western Civilization V	4	1	Elementary Functions	3	3	
	Western Civ.-Readings	1-2	3	Elementary Statistics	5	2	
	Theory of Baseball	2	1	Engineering Drawing I	5	3	
	Readings in U.S. History	1-2	3	Engineering Drawing II	3	3	
	P.E. Women II	1	9	Engineering Drawing III	3	3	
	P.E. Women III	1	7	Engineering Drawing IV	2	3	
				General Biology I	4	4	
				General Biology II	4	2	
				General Biology III	4	2	
Science & Math	Basic/Bio-organic Chemistry	4	1	General Chemistry I	4	1	
	College Algebra	4	4	General Chemistry II	4	1	
	Differential Equations	5	1	General Chemistry III	4	1	
	Elementar / Algebra	4	3	General Chemistry III	4	4	
	Invertebrata Zoology	4	1	Intro. to Math	4	4	
	Microbiology I	3	2	Intro. to Computer Prog.	2	5	
	Organic Chemistry I	5	1	Physics I	4	1	
	Organic Chemistry II	5	1	Physics II	4	1	
	Organic Chemistry and Quantitative Analysis	5	1	Physics III	4	1	
	Physical Science I	4	1	Physics IV	5	1	
	Physical Science III	4	1	Physics V	5	1	

TABLE 1

MERCED AREA IX

COURSE OFFERINGS IN COLLEGE PARALLEL

Muscatine Community College (Muscatine)

Eastern Iowa Community College District
Davenport, Iowa

Dept. or division	Title of course	Credit hours-Q	No. of sect. offered	Dept. or division	Title of course	Credit hours-Q	No. of sect. offered
Science & Math (cont'd.)	Physics VI	5	1				
	Physiology I	3	2				
	Vertebrate Zoology	4	2				
	Nutrition	5	1				
	Quantitative Techniques I	4	1				
	Quantitative Techniques II	3	1				
	Zoological Concepts	4	2				
	Engineering Drawing	2	3				
	Biology Projects	1-3	2				

TABLE 1

MERGED AREA X

COURSE OFFERINGS IN COLLEGE PARALLEL

Kirkwood Community College
Cedar Rapids, Iowa

Dept. or division	Title of course	Credit hours-Q	No. of sect. offered	Dept. or division	Title of course	Credit hours-Q	No. of sect. offered
Art	Ceramics I	2	9	Business (cont'd.)	Agriculture Finance	2	2
	Ceramics II	2	9		Prin. of Finance	3	2
	Ceramics III	2	7		Business Internship	2	44
	Fund. of Design I	2	4		Ind. Study in Bus.	1	3
	Fund. of Design II	2	3		Ind. Study in Bus.	2	2
	Fund. of Design III	2	3		Ind. Study in Bus.	3	1
	Fund. of Drawing I	2	13		Prin. of Management	4	2
	Fund. of Drawing II	2	13		Int. Bus.-Labor Mngmt. Rel.	1/2	2
	Fund. of Drawing III	2	12		Labor Mngmt. Rel. (Mngmt. View)	1/2	1
	Fund. of Painting I	2	9		Survey Bus./Its Occupation	1	3
	Fund. of Painting II	2	7		Int. Bus.-Social Prob. Bus.	1/2	3
	Fund. of Painting III	2	7		Int. Bus.-Stock Market I	1/2	4
	Fund. of Prints & Comp. I	2	4		Int. Bus.-Stock Market II	1/2	6
	Fund. of Prints & Comp. II	2	3		Int. Bus.-Bus. Environ. Econ.	1/2	2
	Fund. of Prints & Comp. III	2	3		Int. Bus.-Bus. Environ. Govt.	1/2	2
	Art Appreciation	4	3		Int. Bus.-Capital/Econ.	1/2	3
	Art History I	3	1		Int. Bus.-Consumer Econ.	1/2	5
	Art History Med-Baroq	3	1		Int. Bus.-Internat. Bus. Op.	1/2	2
	Art History-Modern	3	1		Int. Bus.-Franchising	1/2	3
	Business	Prin. of Accounting I	3		15	Int. Bus.-Bus. Credit	1/2
Prin. of Accounting II		3	11	Int. Bus.-Motivation	1/2	4	
Prin. of Accounting III		3	5	Int. Bus.-Pers. Insurance	1/2	2	
Cost Accounting I		3	2	Int. Bus.-Bus. Organization	1/2	1	
Inter. Accounting I		3	1	Int. Bus.-Marketing	1/2	1	
Inter. Accounting II		3	1	Traffic/Transport Mngmt. I	3	1	
Inter. Accounting III		3	1	Traffic/Transport Mngmt. II	3	1	
Inter. Accounting III		3	1	Traffic/Transport Mngmt. III	3	1	
Income Tax		3	2	Traffic/Transport Mngmt. IV	3	2	

TABLE 1

MERGED AREA X

COURSE OFFERINGS IN COLLEGE PARALLEL

Kirkwood Community College
Cedar Rapids, Iowa

Dept. or division	Title of course	Credit hours-Q	No. of sect. offered	Dept. or division	Title of course	Credit hours-Q	No. of sect. offered
Business (cont'd.)	Business Law I	4	10	Business (cont'd.)	Tab. III/Manu. V	1/2	6
	Business Law II	4	4		Career Proj. I/Skill Drive	1/2	4
	Prin. of Marketing	4	8		Career Proj. 2/Skill Drive	1/2	4
	Prin. of Retailing	4	3		Career Proj. 3/Skill Drive	1/2	5
	Prin. of Selling	4	8		Career Proj. 4/Skill Drive	1/2	4
	Prin. of Insurance	3	1		Career Proj. 5/Skill Drive	1/2	4
	Prin. of Bank Operation	3	4		Speed Accuracy/Prod. Build.	1/2	4
	College Shorthand I	4	7		Corr. VI/Skill Drive	1/2	4
	College Shorthand II	4	6		Bus. Form 3/Manu. VI	1/2	5
	College Shorthand III	4	4		Ind. Prescribed Instr.	1/2	3
	College Shorthand Trans.	4	2		Secr. Proj. I/Skill Drive	1/2	5
	College Typing III	3	1		Secr. Proj. II/Skill Drive	1/2	6
	Office Machines	3	6		Tab IV/Manu. VII	1/2	4
	Filing Sys/Rec. Control	3	9		Corr. VII/Skill Drives	1/2	4
	Secretarial Procedures	4	1		Anal. Financial Stat.	3	1
	Alphabetic Keyboard	1/2	6		Acctg. for the Non-Ac.	2	1
	Number Keys/Skill Drives	1/2	6		Pr. Acctg. for Sm. Retail	2	1
	Corr. I & Skill Drives	1/2	6		Intro. to Business	4	1
	Tab. I/Manuscript I	1/2	6		Man/Human Resource	2	3
	Corr. II & Skill Drives	1/2	6		Computer & DP Concepts	3	2
	Bus. Form I/Manu. II	1/2	6		Manag. Data Processing	2	1
	Corr. III/Skill Drives	1/2	6		Prin. Industrial Sup. I	2	1
	Tab II/Manu. III	1/2	6		Office Supervision I	2	2
	Corr. IV/Skill Drives	1/2	6		Process of Management	2	4
	Bus. Forms II/Manu. IV	1/2	6		Motivations in the 70's	2	1
	Corr. V/Skill Drives	1/2	6		Personnel Management	3	1

TABLE 1

MERGED AREA X

COURSE OFFERINGS IN COLLEGE PARALLEL

Kirkwood Community College
Cedar Rapids, Iowa

Dept. or division	Title of course	Credit hours-Q	No. of sect. offered	Dept. or division	Title of course	Credit hours-Q	No. of sect. offered
Business (cont'd.)	Prin. of Industrial II	2	1	English (cont'd.)	Creative Writing	3	2
	Gen. Inventory Prod.	3	1		Speed Reading Lab	1	1
	Traffic/Trans. Mg. VI	3	1		Children's Literature	4	2
	Mgmt. Ed. Women in Sup.	1/2	1		Intro. to Literature I	4	2
	Labor & Mgr. Relations	1/2	1		Intro. to Literature II	4	2
	Mgmt. Educ. Supervisors	2	1		Intro. to Literature III	4	2
	"You" that Manages	2	1		Masterpieces of Lit. I	4	2
	Management By Object	2	2		Masterpieces of Lit. II	4	2
	Mgmt. Ed-Off Personnel	1/2	1		Masterpieces of Lit. III	4	2
	Motivating People Work	2	1		Black Literature	4	2
	Creative Management	1/2	1		Intro. to Broadcasting	4	1
	Prin. of Investment	4	1		Ind. Study in Lit.	1	1
	Bank Pub. Rel. & Mktg.	4	1		Ind. Study in Lit.	2	1
	Exploring World Trade	3	1		Ind. Study in Lit.	3	1
	Counselor Selling	4	2		Humanities I-Fut. College	4	1
	Tech. of Exporting	3	1		Humanities II-Fut. College	4	1
	Financing World Trade	3	1		Humanities III-Fut. College	4	1
	Savings/Time Deposit	3	1		Bus. and Professional	4	1
	Industrial Engineering	2	1		Media Lab	2	3
	Composition I	4	37		Literature of Terror	4	2
Composition II	4	31	American Literature	4	1		
Comp. Techniques I	4	1	Elementary French II	4	5		
Comp. Techniques II	3	1	Elementary French III	4	4		
Effective Reading & Study	3	9	Intermediate French I	3	5		
Reading Lab	1	9	Intermediate French II	3	4		
			Elementary French I	4	5		
Engineer			Foreign Languages				
English							

TABLE 1

MERGED AREA X

COURSE OFFERINGS IN COLLEGE PARALLEL

Kirkwood Community College
Cedar Rapids, Iowa

Dept. or division	Title of course	Credit hours-Q	No. of sect. offered	Dept. or division	Title of course	Credit hours-Q	No. of sect. offered
Foreign Languages (cont'd.)	Intermediate French III	3	5	Library	Library Literature	3	1
	French Civilization I	3	1	Science (cont'd.)	Library Routines	2	1
	French Civilization II	3	1		Technical Processes	2	1
	French Civilization III	3	2				
	Elementary German I	4	3	Person. Development	Human Potential Lab.	2	55
	Elementary German II	4	2				
	Elementary German III	4	1				
	Elementary Spanish I	4	9	Math	College Algebra	5	9
	Elementary Spanish II	4	6		Analytic Geometry	5	1
	Elementary Spanish III	4	6		Calculus I	5	1
	Intermediate Spanish II	3	4		Calculus II	4	1
	Spanish Civilization	3	3		Calculus III	4	1
	Spanish-American Cov.	3	3		Differential Equations I	5	1
	Intermediate German I	3	3		Trigonometry	5	4
Intermediate German II	3	1		Fund. of Statistics	5	4	
Intermediate German III	3	1		Appreciation of Math	3	2	
Int. Span. Conv. I	3	1		Intermediate Algebra	5	13	
Journalism	Intro. to Journalism	3	1		Differential Equations II	4	1
	Photo Journalism I	3	1		Calculus I (Integrated)	4	1
	Photo Journalism II	3	1		Calculus II (Integrated)	5	1
	Radio & TV Production	4	1		Calculus III (Integrated)	5	1
Library Science	Instruct-Educa. Media	3	1	Music	Math for Elem. School Teachers	5	1
	Intro. to Uses of Lib. I	3	2		String	1	10
	Intro. to Uses of Lib. II	3	2		Keyboard I	1	5
	Intro. to Uses of Lib. III	3	3		Keyboard II	1	2
				Vocal I	1	1	

TABLE 1

MERGED AREA X

COURSE OFFERINGS IN COLLEGE PARALLEL

Kirkwood Community College
Cedar Rapids, Iowa

Dept. or div. or	Title of course	Credit hours-Q	No. of sect. offered	Dept. or division	Title of course	Credit hours-Q	No. of sect. offered	
Music (cont'd.)	Vocal II	1	1	Science (cont'd.)	Organic Chemistry III	4	1	
	Vocal III	1	1		Integrated Science I	4	2	
	Music Appreciation	4	8		College Physics I	4	1	
	Advanced Harmony I	3	3		College Physics II	4	1	
	Chorus	1	3		College Physics III	4	1	
	Ensemble	1	3		General Physics I	4	1	
	Music Theory I	4	3		General Physics II	4	1	
	Music Theory II	4	3		General Physics III	4	1	
	Music Theory III	4	2		Phys. Sci.-Astronomy	4	1	
	App. Music Vocal VI	1	1		Man & His Environment I	4	8	
	Science	Environmental Biology	4		9	Man & His Environment II	4	1
		Prin. of Biology	4		12	Man & His Environment III	4	1
		Bio. of Organisms	4		9	Bio. of the Plant Kingdom	4	1
		Human Anat./Phys. I	4		5	Integrated Science II	4	2
Human Anat./Phys. II		4	6	Science I-Future College	4	1		
Invertebrate Zoology I		3	1	Science II-Future College	4	1		
Invertebrate Zoology II		6	1	Science III-Future College	4	1		
Vertebrate Zoology I		6	2	Science Fiction	4	2		
Ind. Study in Biology		1	1	21st Century Intro. Physic	4	1		
Prin. of Chemistry		4	7	Medical Physics	3	1		
Fund. of Organic Chem.		4	5	Elements of Physics II	3	1		
Fund. Biochemistry		4	3	Intro. to Recreation	4	3		
Quantitative Analysis		5	1	Theatre	Theatre Workshop	2	2	
General Chemistry I		5	7		Intro. to Theatre		1	
General Chemistry II		5	6		ROTC	AFROTC Corps Training	0	2
Organic Chemistry I		4	2	U.S. Defense Structure		2	2	
Organic Chemistry II		4	2					

TABLE 1

MERGED AREA X

COURSE OFFERINGS IN COLLEGE PARALLEL

Kirkwood Community College
Cedar Rapids, Iowa

Dept. or division	Title of course	Credit hours-Q	No. of sect. offered	Dept. or division	Title of course	Credit hours-Q	No. of sect. offered
Social Science	Prin. of Bus. Economics I	3	2	Social Science (cont'd.)	Prob., Parole, Pardons	4	1
	Prin. of Bus. Economics II	3	3		Intro. to Corrections	4	1
	Economics I	3	13		Intro. to Law Enforcement	4	1
	Economics II	3	9		Patrol Procedures	4	1
	Economics III	3	8		Traffic Control	4	1
	Pub. Policy-Coll. Bargn.	3	1		Criminal Investigation I	4	1
	Intro. to Cult. Anthro.	4	4		Criminal Investigation II	4	1
	Ind. Study in Anthro.	1	1		Administration of Justice	4	3
	General Psychology	4	22		Criminal Evidence	4	1
	Psychology of Child Dev.	4	4		Criminal Law I	4	1
	Educational Psychology	4	3		Criminal Law II	4	2
	American Pub. Education	4	1		Human Geography	4	3
	Psych. of Growth and Dev.	4	3		U.S. History I (Modular)	4	4
	Ind. Study in Psych.	1	8		U.S. History II	4	4
	Practicum-Teacher Assoc.	4	18		U.S. History III	4	4
	Core Seminar I (COP)	1	1		Western Civilization II	4	1
	Intro. to Teaching	4	2		Western Civilization III	4	1
	Core Seminar II (COP)	1	1		American Indian History	4	1
	Practicum I (COP)	2	1		Ind. Study in History	1	6
	Practicum II (COP)	2	1		Intro. to Philosophy	4	2
	Practicum III (COP)	2	1		Intro. to Religion	4	3
	Intro. to Sociology	4	14		American Government	4	5
Marriage & Family	4	6	State & Local Government	4	2		
Criminology	4	1	World Politics	4	3		
Dispute Settlement	4	1	Ind. Study in Poli. Sci.	1	3		
Social Problems	4	15	Ind. Study in Sociology	1	3		
Penology	4	1	Juvenile Delinquency	4	2		

TABLE 1

MERGED AREA X

COURSE OFFERINGS IN COLLEGE PARALLEL

Kirkwood Community College
Cedar Rapids Iowa

Dept. or division	Title of course	Credit hours-Q	No. of sect. offered	Dept. or division	Title of course	Credit hours-Q	No. of sect. offered	
Social Science (cont'd.)	Ind. Study in Economics	1	1					
	Europe Age Monarchy	4	3					
	Europe Age Liberalism	4	4					
	Europe Age Totalitarianism	4	4					
	Connections Internship/SE	12	1					
	Connections Internship/LA	12	1					
	Growth & Development	4	11					
	Personality & Soc. Psych.	4	5					
	Soc. Sci. I-Future College	4	1					
	Soc. Sci. II-Future College	4	1					
	Soc. Sci. III-Future College	4	1					
	Speech	Speech I	3	40				

74

TABLE 1

MERGED AREA XI

COURSE OFFERINGS IN COLLEGE PARALLEL

Des Moines Area Community College
Ankeny, Iowa

Ankeny Campus

Dept. or div.	Title of course	Credit hours-Q	No. of sect. offered	Dept. or division	Title of course	Credit hours-Q	No. of sect. offered
Anthropology	Cultural Anthropology	3	9	Business	Consumer Economics	3	1
	Physical Anthropology	3	6	Administration	Business Law I	3	9
	Cultural Prob. & Issues	3	1	(cont'd.)	Business Law II	3	6
	Peoples & Cult. of Mexico	3	1		Intro. to Data Processing	3	9
Art	Art Appreciation	3	5		Interm. Accounting I	4	0
	Fund. of Drawing I	3	3		Interm. Accounting II	4	1
	Fund. of Drawing II	3	2		Interm. Accounting III	4	1
	Fund. of Painting I	3	1		Income Tax Acct.	3	1
	Art in Elem. Schools	3	2		Business Statistics	5	1
					Business Proced. & Management	4	1
					Economics I	3	10
					Economics II	3	6
					Economics III	3	4
					Survey of Economic Principles	3	1
Biological Science	Principles of Biology	4	18		Personnel Supervision	3	2
	Invertebrate Zoo	4	3		Business Math	3	2
	Vertebrate Zoo	4	2		Fortran IV Programming	3	1
	Biology of Lower Plants	4	1		Survey in Chemistry	4	8
	Biology of Higher Plants	4	1		General Chemistry I	4	7
	Environmental Biology	4	1		General Chemistry II	4	2
	Field Biology	4	5		General Chemistry III	4	1
	Micro Biology	4	3		Gen. & Inorganic Chemistry I	4	1
	Survey of Anatomy & Phy.	5	1	Chemistry	Gen. & Inorganic Chemistry II	4	1
	Human Anatomy & Phy.	5	2		Gen. & Inorganic Chemistry III	4	1
	Human Anatomy & Phy. II	5	1		Organic Chemistry	4	2
	Integrated Science I	4	1		Organic Chemistry III	4	1
	Integrated Science II	4	2				
	Business Administration	Introduction to Business	3	14			
Principles of Marketing		3	7				
Principles of Accounting I		4	10				
Principles of Accounting II		4	11	Community	Intro. to Mass Communications	3	2
Principles of Accounting III		4	7	Journalism	Basic Reporting Principles	3	2

TABLE 1

MERGED AREA XI

COURSE OFFERINGS IN COLLEGE PARALLEL

Des Moines Area Community College
Ankeny, Iowa

Ankeny Campus

Dept. or division	Title of course	Credit hours-Q	No. of sect. offered	Dept. or division	Title of course	Credit hours-Q	No. of sect. offered	
Community Journalism (cont'd.)	Adv. Reporting	3	1	Education	Introduction to Education	3	1	
	Copy Editing	3	1		Principles of Child Development	3	1	
	Public Prod. & Design	3	1		School & Community	3	1	
	Introduction to Advertising	3	1		Child Creation Act	3	1	
	Advert. Plan & Promotion	3	1	English	Expository Analysis	3	35	
	Publication Production	1	3		Mass Media	3	17	
	Promotion & Public Relations Practicum	3	1		Literary Analysis	3	8	
		6	1		Tech. Report Writing	3	1	
		3	3		Business Report Writing	3	2	
		3	3		Basic English Review	3	1	
Corrections	Penology	3	3	Developmental Reading	3	2		
	Probation & Parole	3	2	Speed Reading	3	2		
	Correction & Law	3	3	College Review English	3	6		
	Intern/Case Reporting	3	1	English/Bilingual Studies	3	2		
	Juvenile Procedure	3	2	Effective Learning	3	4		
	Correctional Problems	3	1					
	Internship	6	1					
Criminalistics	Fingerprinting & Identification	3	3	Engineering	Engineering Graphics I	3	1	
	Gen. Ident. & Evidence Prep.	3	5		Engineering Graphics II	3	1	
	Weapons, Fire Id.	3	2	Environmental Science	Intro. to Environmental Sanitation	3	1	
	Physiological	3	2					
	Toxic & Narcotics Id.	3	2					
Drama	Introduction to Theatre	3	2	Fire Science	Fire Protection System	3	1	

TABLE 1

MERGED AREA XI

COURSE OFFERINGS IN COLLEGE PARALLEL

Des Moines Area Community College
Ankeny, Iowa

Ankeny Campus

Dept. or division	Title of course	Credit hours-Q	No. of sect. offered	Dept. or division	Title of course	Credit hours-Q	No. of sect. offered
Geography	Survey of World Geography	3	2	Labor Studies	Dispute Settlement Labor	3	1
	World Geography I	3	1		Pub. Pol. & NLRB I	3	1
Languages	Elementary Spanish I	4	1		Pub. Pol. & NLRB II	3	1
History	Western Civ. Beginning-1300	4	5	Law	Intro. Criminal Justice System	3	8
	Western Civ. - 1300-1815	4	4	Enforcement	Criminal Law I	3	4
	Western Civ. - 1815-Present	4	3		Criminal Law II	3	4
	U.S. History Beginning-1840	4	4		Criminal Evidence I	3	6
	U.S. History - 1840-1900	4	5		Criminal Evidence II	3	5
	U.S. History - 1900-Present	4	3		Police Organ. & Admin.	3	4
	Iowa History	3	4		Criminal Investigation I	3	7
	Russian History - 1917	3	1		Criminal Investigation II	3	1
	Russian History 1917-Present	3	1		Police Operation	3	3
Health Care Administration	Introduction to Long Term Care	4	1		Police Comm. Relations	3	7
	Administration Long Term I	4	1		Internship	5	1
	Administration Long Term II	4	1		Guns & Firearms	2	1
	Care Aged Chron. III	3	1		Defense Tactics	2	1
	Food Management	3	1	Literature	Introduction to Literature	3	1
	Seminar in Health Care Admin.	3	1		Major Britain Writing	3	1
	Prac. in Health Care Admin.	10	1		Major American Writing	3	1
	Advance Prac. in Health Care	10	1		Contemporary Literature	3	1
Health	Personal & Commun.	3	11		Continental Literature	3	1
					Children's Literature	3	2
					Science Fiction	3	2

TABLE 1

MERGED AREA XI

COURSE OFFERINGS IN COLLEGE PARALLEL

Des Moines Area Community College
Ankeny, Iowa

Ankeny Campus

Dept. or division	Title of course	Credit hours-Q	No. of sect. offered	Dept. or division	Title of course	Credit hours-Q	No. of sect. offered
Literature (cont'd.)	Current Short Fiction	3	3	Philosophy	Introduction to Philosophy	3	13
	Detective Fiction	3	1		Ethical Problems	3	3
Mathematics	Principles of Elementary Math	5	3	Physical Science	Survey of Physical Science	4	5
	Introduction to Algebra	5	5		Survey of Earth Science	4	1
	Intermediate Algebra	5	10		College Physics I	4	1
	Elementary Statistics	5	3		College Physics II	4	2
	College Algebra & Trig.	5	7		College Physics III	4	1
	Pre Calculus	5	4		Classical I	5	1
	Calculus I	5	2		Classical II	5	1
	Calculus II	5	1		Classical III	5	1
	Calculus III	5	1				
	College Arithmetic	3	3	Political Science	American National Government	3	12
Instructional Media	Introduction to Ed. Media	3	1		Political Parties & Public Opinion	3	6
	Photography	3	5		State & Local Government	3	4
Mental Health	Survey-Mental Health Trim.	3	4		World Politics	3	1
	Rehab. Theory Practice	3	2		Compar. Political Systems	3	1
	Psychology Drug & Alcohol	3	2		U.S. Constitution	3	1
	Withdrawal Techniques	3	2				
	Intro. Exceptional Individual	3	1	Psychology	General Psychology	5	26
	Remed. Diag. Ed. Basic Skills	3	1		Educational Psychology	4	2
	Develop. Disab. Ind. Comm.	3	1		Developmental Psychology	4	6
					Abnormal Psychology	3	6
					Social Psychology	3	4
					Human Relations	3	3
Music	Music Appreciation	3	5		Principles of Behavior Modif.	3	8
	Choir	1	2				
	Children's Music	3	1				

TABLE 1

MERGED AREA XI

Des Moines Area Community College
Ankeny, Iowa

COURSE OFFERINGS IN COLLEGE PARALLEL

Ankeny Campus

Dept. or division	Title of course	Credit hours-Q	No. of sect. offered	Dept. or division	Title of course	Credit hours-Q	No. of sect. offered
Sociology	Introduction to Sociology	3	21				
	Urban	3	3				
	Social Issues	3	17				
	Marriage & the Family	3	6				
	Juvenile Delinquency	3	3				
	Group Processes	3	4				
	Race & Ethnic	3	4				
	Criminology	3	5				
	Organ. Adm. Volum. Gr.ups	3	1				
	Intro. to Human Services	3	3				
	Human Service Observ. & Study	3	3				
Social Services	Interview Intersp. Relations	3	4				
	Counseling Techniques	3	4				
	Fundamentals of Speech	3	29				
	Public Speaking	3	2				
Speech	Persuasions	3	1				

79

TABLE 1

MERGED AREA XI

COURSE OFFERINGS IN COLLEGE PARALLEL

Des Moines Area Community College
Ankeny, Iowa

Boone Campus

Dept. or division	Title of course	Credit hours-Q	No. of sect. offered	Dept. or division	Title of course	Credit hours-Q	No. of sect. offered
Anthropology	Cultural Anthropology	3	2	Chemistry	Survey in Chemistry	4	2
	Physical Anthropology	3	1		General Chemistry I	4	2
Art	Art Appreciation	3	5	General Chemistry II	4	2	
	Fund. of Drawing II	3	1	General Chemistry III	4	1	
	Art in Elem. Schools	3	1	Gen. & Inorganic Chemistry I	4	4	
		3	1	Gen. & Inorganic Chemistry II	4	1	
Biological Science	Principles of Biology	4	18	Gen. & Inorganic Chemistry III	4	1	
	Invertebrate Zoo	4	2	Organic Chemistry	4	1	
	Vertebrate Zoo	4	1	Organic Chemistry II	4	1	
	Biology of Lower Plants	4	1	Organic Chemistry III	4	1	
	Biology of Higher Plants	4	1	Intro. to Mass Communications	3	1	
	Environmental Biology	4	3	Basic Reporting Principles	3	1	
	Micro Biology	5	1	Public Prod. & Design	3	1	
	Survey of Anatomy & Phy.	5	2	Publication Production	1	3	
	Human Anatomy & Phy.	5	1	Newspaper Layout & Design	3	1	
	Biology of Organisms	4	4				
Ecology (Lab)	4	1	Introduction to Theatre	3	1		
Business Administration	Introduction to Business	3	2	Library Instruction	3	1	
	Principles of Accounting I	4	2	Expository Analysis	3	9	
	Principles of Accounting II	4	2	Mass Media	3	7	
	Principles of Accounting III	4	2	Literary Analysis	3	6	
	Business Law I	3	1	College Review English	3	4	
	Intern. Accounting I	4	1				
	Intern. Accounting III	4	1	Engineering Graphics I	3	2	
	Income Tax Acct.	3	1	Engineering Graphics II	3	2	
	Economics I	3	2	Engineering Graphics III	3	2	
	Economics II	3	1				
	Economics III	3	1				
	Business Math	3	1				

TABLE 1

MERGED AREA XI

COURSE OFFERINGS IN COLLEGE PARALLEL

Des Moines Area Community College
Ankeny, Iowa

Boone Campus

Dept. or division	Title of course	Credit hours-Q	No. of sect. offered	Dept. or division	Title of course	Credit hours-Q	No. of sect. offered
Languages	Elementary French I	4	1	Mathematics (cont'd.)	College Arithmetic	3	1
	Elementary French III	4	2		Finite	5	3
History	Western Civ. Beginning-1300	4	2		Diff. Eq.	5	1
	Western Civ. 1300-1815	4	2	Instructional Media	Photography	3	2
	Western Civ. 1815-Present	4	1				
	U.S. History Beginning-1840	4	2	Mental Health	Intro. Exceptional Individual Develop. Disab. Ind. Comm.	3	1
	U.S. History 1840-1900	4	1			3	1
Law Enforcement	U.S. History 1900-Present	4	1	Music	Music Appreciation	3	1
	Intro. Criminal Justice System	3	1		Choir	1	3
	Criminal Evidence I	3	1		Piano	1	3
Literature	Criminal Evidence II	3	1	Physical Education	Basketball	1	1
	Major Britain Writing	3	1		Soccer	1	1
	Major American Writing	3	1		Touch Football	1	1
	Contemporary Literature	3	1		Badminton	1	2
	Continental Literature	3	1		Recreational Games	1	2
Mathematics	Principles of Elementary Math	5	2		Softball	1	1
	Intermediate Algebra	5	2		Tennis	1	4
	Elementary Statistics	5	1		Volley Ball	1	3
	College Algebra & Trig.	5	2		Archery	1	1
	Pre Calculus	5	1		Bowling	1	2
	Calculus I	5	1		Golf	1	4
	Calculus II	5	1		Fitness	1	2
Calculus III	5	1					

TABLE 1

MERGED AREA XI

COURSE OFFERINGS IN COLLEGE PARALLEL

Des Moines Area Community College
Ankeny, Iowa

Boone Campus

Dept. or div's or	Title of course	Credit hours-Q	No. of sect. offered	Dept. or division	Title of course	Credit hours-Q	No. of sect. offered
Physical Science	Survey of Earth Science	4	1	Sociology	Introduction to Sociology	3	3
	College Physics I	4	1		Urban	3	1
	College Physics II	4	1		Social Issues	3	7
	College Physics III	4	1	Marriage & the Family	3	2	
	Classical I	5	1	Social Services	Interview Interpers. Relations	3	1
	Classical II	5	1				
	Classical III	5	1				
Political Science	American National Government	3	3	Speech	Fundamentals of Speech	3	9
	Political Parties & Pub. Opinion	3	1		Persuasions	3	2
Psychology	General Psychology	5	9				
	Educational Psychology	4	1				
	Developmental Psychology	4	1				
	Abnormal Psychology	3	2				
Recreation	Natural Resource Art	1	2				
	Natural Resource Crafts	1	1				
	Map and Compass	1	1				
	Casting & Angling	1	1				
	Outdoor Cooking	1	1				
	Hiking and Backpacking	1	1				
	Boating & Canoeing	1	1				
	Camping	1	1				
	Rock Collecting	1	1				
	Supervised Field Exp. I	6	1				
	Supervised Field Exp. II	6	2				
Under-water basket weaving		1					

TABLE 1

MERGED AREA XI

COURSE OFFERINGS IN COLLEGE PARALLEL

Des Moines Area Community College
Ankeny, Iowa

Urban Campus

Dept. or division	Title of course	Credit hours-Q	No. of sect. offered	Dept. or division	Title of course	Credit hours-Q	No. of sect. offered
Anthropology	Cultural Anthropology	3	1	English	Expository Analysis	3	8
	Peoples & Cult. of Mexico	3	1		Mass Media	3	6
Art	Art in Elem. Schools	3	1		Basic English Review	3	3
Biological Science	Principles of Biology	4	1		Developmental Reading	3	2
	Environmental Biology	4	2		College Review English	3	3
					Effective Learning	3	4
Business	Introduction to Business	3	6	History	Western Civ. Beginning-1300	4	1
Administration	Principles of Marketing	3	5		Western Civ. 1300-1815	4	1
	Principles of Accounting I	4	3		Western Civ. 1815-Present	4	1
	Principles of Accounting II	4	2		U.S. History Beginning-1840	4	1
	Principles of Accounting III	4	1		Mexican American I	3	1
	Business Law I	3	3		Afro-American I	3	2
	Business Law II	3	1		Afro-American II	3	3
	Economics I	3	4	Health	Personal & Commun.	3	3
	Economics II	3	2				
	Economics III	3	1	Literature	Major American Writing	3	1
	Personnel Supervision	3	3		Children's Literature	3	1
	Business Math	3	3	Mathematics	Principles of Elementary Math	5	2
	Business Reporting Principles	3	1		Introduction to Algebra	5	3
	Correction & Law	3	1		Intermediate Algebra	5	1
	Legal Case Reporting	3	1		College Arithmetic	3	1
Speech	Introduction to Theatre	3	1	Instructional Media	Introduction to Ed. Media	3	1

TABLE 1
MERGED AREA XI

Des Moines Area Community College
Ankeny, Iowa

COURSE OFFERINGS IN COLLEGE PARALLEL

Urban Campus

Dept. or division	Title of course	Credit hours-Q	No. of sect. offered	Dept. or division	Title of course	Credit hours-Q	No. of sect. offered
Mental Health	Survey-Mental Health Trim.	3	1	Social Services	Introduction to Human Services	3	2
	Intro. Exceptional Individual	3	1		Interview Intersp. Relations	3	2
	Children's Music	3	1		Counseling Techniques	3	2
Philosophy	Introduction to Philosophy	3	2	Speech	Fundamentals of Speech	3	4
	Intro. Logic	3	1				
	Ethical Problems	3	2				
	Survey of Physical Science	4	1				
Political Science	American National Government	3	1				
	State & Local Government	3	1				
	Comm. Organ.	3	1				
Psychology	General Psychology	5	6				
	Educational Psychology	4	1				
	Developmental Psychology	4	1				
	Abnormal Psychology	3	2				
	Social Psychology	3	1				
	Human Relations	3	3				
	Principles of Behavior Modif.	3	1				
Recreation	Independent Study in Rec.						
	Leadership		3				

TABLE 1

MERGED AREA XIII

COURSE OFFERINGS IN COLLEGE PARALLEL

Iowa Western Community College
Council Bluffs, Iowa

Council Bluffs Campus

Dept. or division	Title of course	Credit hours-Q	No. of sect. offered	Dept. or division	Title of course	Credit hours-Q	No. of sect. offered	
Business	Business Finance	3	3	Language	Elementary German I	4	1	
	Business Law I	3	3	Arts	Elementary German II	4	1	
	Business Law II	3	3	(cont'd.)	Elementary German III	4	1	
	Business Law III	3	4		Elementary Spanish I	4	1	
	Business Machines	3	2		English Composition I	3	11	
	Business Mathematics	3	10		English Composition II	3	11	
	Business Writing & Speaking	3	4		English Composition III	3	9	
	Elementary Typewriting	2	1		Fund. of Speech I	3	12	
	Income Tax	3	2		Fund. of Speech II	3	4	
	Intermediate Accounting I	3	3		Journalism I	3	1	
	Intermediate Accounting II	2	3		Oral Interpretation	3	1	
	Intro. to Business	3	6		Principles of English	3	1	
	Marketing I	3	4		Types of Literature I	3	1	
	Marketing II	3	3		Types of Literature III	3	1	
	Mid-Management Seminar	3	2					
	Prin. of Accounting I	3	4	Social	American Government I	3	1	
	Principles of Accounting II	3	4	Sciences	American Government II	3	5	
	Principles of Accounting III	3	4		American Government III	3	4	
	Prin. of Management I	2	2		American History I	3	5	
	Prin. of Management II	2	2		American History II	3	4	
Principles of Retailing	3	2		American History III	3	4		
Human Relation in Mgt.	3	12		Applied Abnormal Psychology	3	1		
				Criminal Evidence	5	1		
American Literature I	3	1		Criminal Investigation	3	1		
American Literature II	3	1		Criminal Law I	3	1		
American Literature III	3	1		Criminal Law II	3	1		

TABLE 1

MERGED AREA 4111

COURSE OFFERINGS IN COLLEGE PARALLEL

Iowa Western Community College
Council Bluffs, Iowa

Course: 1 Bluffs Campus

Dept. or Division	Title of course	Credit hours-Q	No. of sect. offered	Dept. or division	Title of course	Credit hours-Q	No. of sect. offered
Social Sciences (cont'd.)	Criminal Law III	3	1	Fine Arts	Acting	3	1
	Criminology	3	3		Applied Piano	1-2	6
	Fund. of Criminal Justice	5	2		Applied Organ	1-2	4
	General Psychology I	3	12		Applied Classical Guitar	1-2	3
	General Psychology II	3	10		Applied Flute	1-2	2
	General Psychology III	3	7		Applied Clarinet	1-2	2
	Human Growth & Development	5	3		Applied Trumpet	1-2	1
	Intro. to Education	3	1		Applied Percussion	1-2	1
	Intro. to Ethics	3	2		Applied Voice	1-2	1
	Intro. to Geography I	3	2		Art Appreciation	3	2
	Intro. to Geography II	3	2		Band	1	3
	Intro. to Philosophy	3	4		Choir	1	3
	Marriage and Family	3	1		Drawing	3	3
	Methods of Social Service	5	1		Ear Training & Sight Singing I	2	1
	Police and Comm. Relations	3	1		Ear Training & Sight Singing II	2	11
	Prin. of Economics I	3	5		Intro. to Art	3	4
	Prin. of Economics II	3	4		Intro. to Drama	3	1
	Prin. of Economics III	3	3		Music Appreciation	3	4
	Prin. of Sociology I	3	10		Music Theory I	3	1
	Prin. of Sociology II	3	6		Music Theory II	3	1
Juvenile Delinq. I	3	1	Music Theory III	3	1		
Social Problems	3	4	Music Theory IV	3	3		
Social Service Internship	10	2	Music Theory V	3	1		
Western Civilization I	3	5	Music Theory VI	3	3		
Western Civilization II	3	4	Oil Painting	3	2		
Western Civilization III	3	4	Technical Theater	3	1		
World Geography	3	2	Water Base Painting	3	1		
World Politics	3	2	Music for Young Children	3	1		
		3	Sculpture I		3		
			Sculpture II		1		

TABLE 1

MERGED AREA XIII

COURSE OFFERINGS IN COLLEGE PARALLEL

Iowa Western Community College
Council Bluffs, Iowa

Council Bluffs Campus

Dept. or division	Title of course	Credit hours-Q	No. of sect. offered	Dept. or division	Title of course	Credit hours-Q	No. of sect. offered
Health & Physical Education	Activities of Lower Class (men)	1	1	Science & Math	Environmental Biology	4	4
	Archery and Golf	1	5	(cont'd.)	Finite Mathematics I	3	9
	Bowling	1	1		Finite Mathematics II	3	3
	Badminton and Tennis	1	1		General Biology I	4	4
	Defensive Tactics	1	1		General Biology II	4	1
	Football and Weight Training	1	1		General Biology III	4	1
	First Aid	3	6		General Chemistry I	4	1
	Intro. to Recreation	3	1		General Chemistry II	4	2
	Personal & Comp. Health	5	2		Intermediate Algebra	5	3
	Physical Fitness I	1	2		Intro. to Statistics	5	2
	Principles of Physical Ed.	3	2		Microbiology I	3	1
	Sports Officiating I	3	2		Microbiology II	3	1
	Sports Officiating II	3	1		Organic Chemistry I	4	1
	Volleyball and Softball	1	1		Organic Chemistry II	4	1
	Wrestling and Tennis	1	1		Physical Science I	3	1
Judo and Self Defense I	1	3	Physical Science II		3	2	
Judo and Self Defense II	1	2	Precalculus Math	4	3		
Business	Anatomy & Physiology I	4	4	Principles of Biology	5	2	
	Anatomy & Physiology II	4	1	Principles of Chemistry	5	4	
	Calculus & Analytic Geom. I	5	3	Principles of Nutrition	3	1	
	Calculus & Analytic Geom. II	5	1	Zoology I	3	1	
	Calculus & Analytic Geom. III	5	1	Zoology II	3	1	
	Calculus & Analytic Geom. IV	5	1				
	Chemistry of Life Processes	5	4				
	College Algebra	5	3				
	College Trigonometry	5	3				
		3	1				

TABLE 1

MERGED AREA XIII

COURSE OFFERINGS IN COLLEGE PARALLEL

Iowa Western Community College
Council Bluffs, Iowa

Title of course	Credit hours-Q	No. of sect. offered	Dept. or division	Title of course	Credit hours-Q	No. of sect. offered
Advanced Shorthand I	3	1	Business	Secretarial Proc.	5	1
Advanced Shorthand II	3	1	(cont'd.)	Salesmanship I	2	1
Advanced Typewriting I	2	1		Prin. of Retail.	3	1
Advanced Typewriting II	2	1		Salesmanship II	2	1
Business Mathematics	3	1		Acting	3	1
Business Law I	3	2	Fine Arts	Prod. of Drama	3	1
Business Law II	3	1		Drawing	3	1
Business Law III	3	1		Applied Voice	1	3
Business Machines	3	3		Applied Piano	1	3
Clerical Procedures	5	1		Applied Organ	1	2
Elementary Shorthand I	3	1		Art Appreciation	3	1
Elementary Shorthand II	3	1		Band	1	3
Elementary Shorthand III	3	1		Choir	1	3
Income Tax	3	1		Ear Training & Sight Singing I	2	1
Intermediate Typewriting	2	1		Ear Training & Sight Singing II	2	1
Intro. to Business	3	2		Ear Training & Sight Singing III	2	1
Intro. to Data Processing	3	1		Fund. of Music	3	1
Mid-Management Seminar	3	1		Intro. to Drama	3	1
Personal Finance	3	1		Music Appreciation	3	2
Prin. of Management I	2	1		Music Theory I	3	1
Prin. of Management II	2	1		Music Theory II	3	1
Prin. of Acctg. I	3	2		Music Theory III	3	1
Prin. of Acctg. II	3	3		Music Theory IV	3	1
Prin. of Acctg. III	3	1		Music Theory V	3	1
Prin. of Insurance	5	1		Music Theory VI	3	1
Prin. of Marketing I	3	1		Orchestra I	1	3
Prin. of Marketing II	3	1		Water Base Paint.	3	1
Business Finance	3	1		Radio-Television	3	1

TABLE 1

MERGED AREA XIII

COURSE OFFERINGS IN COLLEGE PARALLEL

Iowa Western Community College
Council Bluffs, Iowa

Clarinda Campus

Dept. or division	Title of course	Credit hours-Q	No. of sect. offered	Dept. or division	Title of course	Credit hours-Q	No. of sect. offered		
Health & P.E.	Archery & Golf (Co-ed)	1	3	Language Arts (cont'd.)	Fund. of Speech I	3	10		
	Badminton & Tennis (W)	1	1		Fund. of Speech II	3	2		
	Intro. to Recreation	3	3		Oral Interpretation	3	1		
	Basketball & Tumb. (M)	1	1		Imp. Reading Skills	1	4		
	Bowling	1	3		Vocabulary Building	1	2		
	First Aid	3	4		Phonetics & Spelling	1	2		
	Pers. & Comm. Health	5	3		Writing Lab	1	2		
	Physical Fitness (M)	1	3		Learning Skills Dev.	1	2		
	Physical Fitness (W)	1	1		Effective Listening	1	1		
	Prin. of P.E.	3	2		Business Speaking & Writing	3	1		
	Basketball & Rhyth. (W)	1	1		Types of Lit. I	3	1		
	Sports Officiating I	3	3		Types of Lit. II	3	1		
	Volleyball & Softball (M)	1	1		Types of Lit. III	3	1		
	Volleyball & Softball (A)	1	1		Writers Workshop	1	1		
	Wrestling & Tennis (M)	1	1		Sense & Syntax	1	1		
	Football & Weight Training	1	2						
	Language Arts	American Literature I	3		1	Science & Math	Anatomy & Phys. I	3	1
		American Literature II	3		1		Anatomy & Phys. II	3	2
		American Literature III	3		1		Botany I	3	1
		Argumentation & Debate	3		1		Botany II	3	1
Elementary Spanish I		4	2		Calculus & Anal. Geom. I	5	1		
Elementary Spanish II		4	2		Calculus & Anal. Geom. II	5	1		
Elementary Spanish III		4	2		Calculus & Anal. Geom. III	5	1		
English Comp. I		3	8		Calculus & Anal. Geom. IV	5	1		
English Comp. II		3	7		College Algebra	5	1		
English Comp. III		3	7		Differential Equations	5	1		
					General Biology I	4	2		

TABLE 1

MERGED AREA XIII

COURSE OFFERINGS IN COLLEGE PARALLEL

Iowa Western Community College
Council Bluffs, Iowa

Clarinda Campus

Dep't. or div.	Title of course	Credit hours-Q	No. of sect. offered	Dept. or division	Title of course	Credit hours-Q	No. of sect. offered
Science & Math (cont'd.)	General Biology II	4	2	Social Science (cont'd.)	Criminal Law I	3	1
	General Biology III	4	2		Criminal Law II	3	1
	General Chemistry I	4	1		Criminal Law III	3	1
	General Chemistry II	4	1		Fund. of Criminal Justice	3	2
	General Chemistry III	4	1		General Psych. I	3	5
	General Physics I	4	1		General Psych. II	3	4
	General Physics II	4	1		General Psych. III	3	1
	General Physics III	4	1		Human Growth & Develop.	5	2
	Field Crops	4	1		Introduction to Ethics	3	1
	Finite Math I	3	4		Introduction to Geography	3	2
	Finite Math II	3	1		Introduction to Philosophy	3	2
	Precalculus	5	1		Marriage and Family	3	2
	Intermediate Algebra	5	2		Principles of Economics I	3	2
	Intro. to Statistics	5	2		Principles of Economics II	3	2
	Organic Chem. I	4	2		Principles of Economics III	3	2
	Organic Chem. II	4	1		Sociology I	3	4
	Physical Science I	3	1		Sociology II	3	3
	Zoology I	3	1		Intro. to Education	5	1
	Zoology II	3	1		Psych. of Human Relations	3	1
	Principles of Chemistry	5	2		Social Problems	3	2
	Soil Science	4	1		Western Civ. I	3	1
	American Government I	3	3		Western Civ. II	3	1
	American Government II	3	3		Western Civ. III	3	1
American Government III	3	1		World Geography	3	1	
American History I	3	2		World Politics	3	1	
American History II	3	3		Intro. to Social Serv.	3	1	
American History III	3	1		Criminology	3	1	
				Methods of Social Service	5	1	

90

TABLE 1

MERGED AREA XIII

COURSE OFFERINGS IN COLLEGE PARALLEL

Iowa Western Community College
Council Bluffs, Iowa

Clarendon Campus

Dept. or course	Title of course	Credit hours-Q	No. of sect. offered	Dept. or division	Title of course	Credit hours-Q	No. of sect. offered
Psych.	Intro. to Mental Health	3	1				
Psych.	Abnormal Psych.	3	1				
Psych.	Interviewing & Counseling I	3	1				
Psych.	Interviewing & Counseling II	3	1				
Psych.	Roles of Mental Health Worker	2	1				
Psych.	Physio. Aspects of Treatment	3	1				
Psych.	Mental Retardation	3	1				
Psych.	Personality & Adjustment	3	1				
Psych.	Exceptional Child	3	1				
Psych.	Drug & Alcohol Addic.	3	1				

TABLE 1

MERGED AREA XIV

COURSE OFFERINGS IN COLLEGE PARALLEL

Southwestern Community College
Creston, Iowa

Title of course	Credit hours-Q	No. of sect. offered	Dept. or division	Title of course	Credit hours-Q	No. of sect. offered
American Literature	3	2	Humanities (cont'd.)	Reading & Study Skills Dev.	1	7
Art Appreciation	3	2		Sight-Sing. & Ear Ing.	2	2
Art History I	3	1		Elementary Spanish	5	2
Art History	3	1		Intermediate Spanish	3	2
Art Forms	3	1		Speech	2	4
Art Methods & Materials	3	1		Theatre Activities	1	2
Ceramics	3	1		Theatre Appreciation	3	1
Fundamentals of Painting	3	1		Dramatic Production	3	1
Children's Literature	3	1		Acting I	3	1
Concert Choir	1	2		Acting II	3	1
English I	3	6				
English II	3	6				
English Literature	3	2	Math & Science	Botany	4	1
Ensemble (men)	1/2	2		Calc. w/Analytic Geometry I	5	2
Ensemble (mixed)	1/2	2		Calc. w/Analytic Geometry II	5	1
Ensemble (women)	1/2	2		Calc. w/Analytic Geometry III	5	1
Fundamentals of Music	3	1		Chemistry I	5	1
Instrumental Ensemble	1/2	2		Chemistry II	5	1
Intro. to Literature	3	1		College Algebra & Trig.	5	2
Music Appreciation	3	1		General Biology	4	3
Music Theory	3	3		Health	2	2
Private Lessons (brass)	1	2		Intermediate Algebra	3	1
Private Lessons (percussion)	1	2		Intro. to Math	3	1
Private Lessons (piano)	1	2		Physics I	5	1
Private Lessons (woodwinds)	1	2		Physics II	5	1
Private Lessons (voice)	1	2		Physical Science	4	2
				Physiology	4	1
				Zoology	4	1

TABLE 1

MERGED AREA XIV

COURSE OFFERINGS IN COLLEGE PARALLEL

Southwestern Community College
Creston, Iowa

Dept. or division	Title of course	Credit hours-Q	No. of sect. offered	Dept. or division	Title of course	Credit hours-Q	No. of sect. offered	
Social Studies	Accounting I	3	2	Social Studies (cont'd.)	Shorthand I	3	1	
	Accounting II	3	2		Shorthand II	3	2	
	American History	3	4		Shorthand III	3	2	
	Business Communications	3	1		Social Problems	3	2	
	Business Law	3	2		Sociology	3	3	
	Business Machines	3	1		Sports-Officiating	1	2	
	Business Management	3	1		State & Local Government	3	1	
	Business Math	3	1		Tax Accounting	3	1	
	Consumer Economics	3	2		Typing I	2	2	
	Economics I	3	2		Typing II	3	2	
	Educational Psychology	3	1		Western Civilization	4	4	
	General Psychology	3	6		World Geography	3	2	
	Human Growth & Development	3	1					
	Intro. to Accounting	3	1					
	Intro. to Business	3	2					
	Intro. to Data Processing	3	1					
	Intro. to Education	3	1					
	Intro. to Learning Resources	1	2					
	Managerial Accounting	2	1					
	Marketing	3	1					
National Government	3	3						
Physical Education (co-ed)	1	12						
Physical Geography	3	1						
Regional Geography of N. Am.	3	1						

TABLE 1

MERGED AREA XV

Centerville Campus

COURSE OFFERINGS IN COLLEGE PARALLEL

Indian Hills Community College
Ottumwa, Iowa

Dep't. or division	Title of course	Credit hours-Q	No. of sect. offered	Dept. or division	Title of course	Credit hours-Q	No. of sect. offered
Math & Science	College Physics II	5	1	English & Literature (cont'd.)	Creative Writing	3	1
	General Physics I	4	1		Journalism Work Shop	3	2
	College Chemistry I	4	2		Readings in Literature	3	1
	College Chemistry II	4	1		Introduction to Literature I	3	1
	General Biology	4	4	Introduction to Literature II	3	3	
	Botany	4	1	Fine Arts	Drawing I	3	1
	Zoology	4	1		Art Appreciation	3	2
	Slide Rule	1	2		Design I	3	1
	Number Systems I	3	1		Design II	3	1
	Number Systems II	3	1		Painting I	3	2
Int. Algebra I	3	3	Painting II		3	2	
Language & Speech	Int. Algebra II	3	1	Art History I	3	2	
	Pre-calculus	5	2	Art History II	3	1	
	Calculus I	5	1	Aesthetics & Civilization	3	1	
	Calculus II	5	2	Art Seminar	3	1	
	Calculus III	5	2	Physical Education	Mens Physical Education	1	2
	Elementary Spanish I	3	1		Womens Physical Education	1	2
	Elementary Spanish II	3	1		Intro. to Physical Education	3	3
	Intermediate Spanish I	3	1		Community Recreation	3	1
	Intermediate Spanish II	3	1		Elem. Physical Ed. Methods	3	2
	Fundamentals of Speech	2	12		First Aid	2	2
Public Speaking	3	1	Health Education		3	2	
College English I	3	2	Sports Officiating		2	1	
College English II	3	7	Education & Psychology		Introduction to Education	3	2
Advanced Composition	3	1			General Psychology	3	5
Mass Media	3	2					

TABLE 11

MERGED AREA XV

COURSE OFFERINGS IN COLLEGE PARALLEL

Indian Hills Community College
Ottumwa, Iowa

Title of course	Credit hours-Q	No. of sect. offered	Dept. or division	Title of course	Credit hours-Q	No. of sect. offered
Introduction to Sociology	3	5	Business	Business Law I	3	1
Modern Social Problems	3	2	(cont'd.)	Business Law II	3	1
Introduction to Social Sciences	3	1		Introduction to Marketing	3	1
U.S. History I	3	2		Salesmanship	3	1
U.S. History II	3	2		Accounting I	3	2
Ancient and Medieval History	3	1		Accounting II	3	1
Early Modern Europe	3	1		Intermediate Accounting I	3	1
Modern Europe	3	2		Intermediate Accounting II	3	1
World History	3	1		Business Correspondence	3	1
World Geography	3	2		Secretarial Machines	3	1
National Government	3	3		Secretarial Practice	3	1
Principles of Economics I	3	2		Beginning Shorthand	3	1
Principles of Economics II	3	1		Intermediate Shorthand	3	1
History of Philosophy	3	2		Advanced Shorthand	3	1
History of Religion and World Culture	3	1		Intermediate Typing	3	1
				Advanced Typing	3	1
General Metals	3	1				
Machine Metals	3	1				
Crafting I	3	1				
Crafting II	3	1				
Electricity I	3	1				
Electricity II	3	1				
Introduction to Business	3	3				
Business Math	3	2				

TABLE 1

MERGED AREA XVI

COURSE OFFERINGS IN COLLEGE PARALLEL

North (Burlington) Campus
Southeastern Community College
West Burlington, Iowa

Dept. or division	Title of course	Credit hours-Q	No. of sect. offered	Dept. or division	Title of course	Credit hours-Q	No. of sect. offered
Art	Introduction to Art I	3	4	Business (cont'd.)	Public Finance	4	1
	Introduction to Art II	3	4		Business Law I	3	4
	Introduction to Art III	3	6		Business Law II	3	2
	Design I	3	1		Business Law III	3	1
	Design II	3	1		Federal Taxation	4	1
	Design III	3	1				
	Studio I	3	1	Engineering	Engineering Graphics I	4	4
	Studio II	3	1		Engineering Graphics II	4	2
	Studio III	3	1		Descriptive Geometry	4	2
					Engineering Graphics IV	4	1
Business	Basic Typewriting	3	1	Arch. Projections II	4	1	
	Intermediate Typewriting	3	1	Arch. Projections III	4	1	
	Survey of Business	4	4	Arch. Drawing I	4	2	
	Personal Finance	4	2	Arch. Drawing II	4	2	
	Principles of Retailing	4	3	Arch. Drawing III	4	1	
	Salesmanship	4	1	Arch. Detailing I	4	1	
	Marketing	4	3	Arch. Detailing II	4	1	
	Principles of Management	4	1	Civil Drafting	4	1	
	Payroll & Sales Tax Procedures	3	1				
	Principles of Accounting I	3	4	Composition I Laboratory	1	5	
	Principles of Accounting II	3	3	Composition II Laboratory	1	4	
	Principles of Accounting III	3	3	English Composition I	3	16	
	Principles of Economics I	3	10	English Composition II	3	16	
	Principles of Economics II	3	7	English Composition III	3	10	
	Principles of Economics III	3	4	News Writing	2	3	
	Comparative Economic Systems	4	1	Advance News Writing	2	2	
	Finance	4	1	Journalism Practicum	1	2	

TABLE 1

MERGED AREA XVI

COURSE OFFERINGS IN COLLEGE PARALLEL

Southeastern Community College
West Burlington, Iowa

North (Burlington) Campus

Dept. or division	Title of course	Credit hours-Q	No. of sect. offered	Dept. or division	Title of course	Credit hours-Q	No. of sect. offered	
English (cont'd.)	Masterpieces of World Lit. I	3	2	History (cont'd.)	History of World Civ. III	4	2	
	Masterpieces of World Lit. II	3	2		Contemporary World	4	1	
	Masterpieces of World Lit. III	3	2		U.S. History I	3	4	
	American Literature I	3	2		U.S. History II	3	4	
	American Literature II	3	2		U.S. History III	3	2	
	American Literature III	3	3		Contemporary U.S. History	4	2	
	Advanced Composition	4	1					
	Children's Literature	3	1					
	Beginning Photography	1	1					
French	Elementary French I	4	2	Law Enforcement and Corrections	Intro. to Law Enf. & Correc. I	3	1	
	Elementary French II	4	2		Intro. to Law Enf. & Correc. II	3	1	
	Elementary French III	4	2		Intro. to Community Services	3	2	
	Intermediate French I	3	1		Criminology	3	3	
	Intermediate French II	3	1		Criminal Law I	3	1	
	Intermediate French III	3	1		Criminal Law II	3	2	
					Contemporary Corrections	3	1	
					Juvenile Delinquency	3	3	
					Criminal Justice Internship	6	2	
Geography	World Regional Geography	4	3	Mathematics	Mathematics-Skills I	3	1	
	Economic Geography	4	3		Mathematics for General Education	4	9	
German	Elementary German I	4	1		Intermediate Algebra	4	7	
	Elementary German II	4	1		Introduction to Statistics	4	2	
	Elementary German III	4	1		Slide Rule	2	1	
	Intermediate German I	3	1		Basic Programming	3	2	
	Intermediate German II	3	1		Programming	3	1	
	Intermediate German III	3	1		College Algebra	5	4	
			Trigonometry	4	3			
History	History of World Civ. I	4	3		Analytical Geometry	5	2	
	History of World Civ. II	4	2		Quantitative Methods	5	1	
					Differential Calculus	5	1	

TABLE 1

MERCED AREA XVI

COURSE OFFERINGS IN COLLEGE PARALLEL

North (Burlington) Campus

Southwestern Community College
West Burlington, Iowa

Dept. or division	Title of course	Credit hours-Q	No. of sect. offered	Dept. or division	Title of course	Credit hours-Q	No. of sect. offered
Mathematics (cont'd.)	Integral Calculus	5	1	Physical Education	Physical Ed. Activities I	1	1
	Multivariable Calculus	5	1		Physical Ed. Activities II	1	1
	Linear Algebra	5	1		Physical Ed. Activities III	1	2
	Differential Equations	5	1		Bowling I	1	2
Music	Intro. to Music Theatre	3	2	Bowling II	1	2	
	Intro. to Orchestral Lit.	3	1	Bowling III	1	2	
	Intro. to 20th Century Music	3	1	Basketball Participation	1	1	
	Eartraining & Sight-singing I	1	1	Baseball Participation	1	1	
	Eartraining & Sight-singing II	1	1	Golf Participation	1	1	
	Eartraining & Sight-singing III	1	1	Intro. to Physical Education	3	1	
	Eartraining & Sight-singing IV	1	1	Health Education	3	3	
	Eartraining & Sight-singing V	1	1	First Aid	3	3	
	Eartraining & Sight-singing VI	1	1	Tennis Participation	1	2	
	Music Fundamentals and Harmony I	3	1	Intro. to Philosophy	4	1	
	Music Fundamentals and Harmony II	3	1	Ethics	4	2	
	Music Harmony III	3	1	National Government	4	6	
	Music Harmony IV	3	1	State & Local Government	4	1	
	Music Analysis & Structure I	3	1	General Psychology	4	14	
Music Analysis & Structure II	3	1	Educational Psychology	4	3		
Chamber Chorus	1	3	Social Psychology	4	1		
College Choir	1	3	Growth & Development	4	5		
Applied Music	1-2	3	Psychology of Adjustment	4	2		
			Abnormal Psychology	4	3		

TABLE 1

MERGED AREA XVI

COURSE OFFERINGS IN COLLEGE PARALLEL

Southeastern Community College
West Burlington, Iowa

North (Burlington) Campus

Dept. or division	Title of course	Credit hours-Q	No. of sect. offered	Dept. or division	Title of course	Credit hours-Q	No. of sect. offered
Science	Physical Science-Chemistry	3	8	Sociology	Introduction to Sociology	4	10
	Physical Science-Physics	3	4		Contemporary Social Problems	4	8
	Physical Science-Earth Science	3	2		Sociology of the Family	3	2
	Principles of Biology	4	8		Social Psychology	4	2
	Man & Environment	3	3		Intro. to Anthropology	3	2
	Biological-Relationships	4	2				
	Zoology I	4	1	Spanish	Elementary Spanish I	4	1
	Zoology II	4	1		Elementary Spanish II	4	1
	Botany I-Thallophyta Plants	4	4		Elementary Spanish III	4	1
	Botany II-Embryophyta Plants	4	4		Intermediate Spanish I	3	1
	Microbiology	4	2		Intermediate Spanish II	3	1
	Anatomy & Physiology	4	1		Intermediate Spanish III	3	1
	Anatomy & Physiology II	4	2				
	College Chemistry I	4	3	Speech	Fundamentals of Speech	3	15
	College Chemistry II	4	3		Intro. to the Theatre	4	1
	College Chemistry III	4	4		Oral Interpretation	3	1
	Organic Chemistry I	5	1		Beginning Acting	3	1
	Organic Chemistry II	5	1		Speech & Theatre Participation	1	1
	Organic Chemistry III	5	1		Speech & Theatre Participation	2	1
	General Physics I	5	2		Interpersonal Communication	3	3
	General Physics II	5	2				
	General Physics III	5	2				
	College Physics I	5	1				
	College Physics II	5	1				
	College Physics III	5	1				

TABLE 1

MERGED AREA- XVI

COURSE OFFERINGS IN COLLEGE PARALLEL

South (Keokuk) Campus

Southeastern Community College
West Burlington, Iowa

Dept., or division	Title of course	Credit hours-Q	No. of sect. offered	Dept. or division	Title of course	Credit hours-Q	No. of sect. offered
Art	Intro. to Art I	3	1	Business (cont'd.)	Principles of Economics II	3	1
	Intro. to Art II	3	2		Principles of Economics III	3	1
	Intro. to Art III	3	2		Intro. to Data Processing	3	1
	Design I	3	3		Advertising	4	1
	Design II	3	2		Business Law I	3	1
	Design III	3	1		Business Law II	3	1
	Studio I	3	3		Business Law III	3	1
	Studio II	3	2				
	Studio III	3	1				
	Intro. to Commercial Art	3	2				
	Business	Business Mathematics	3		3	Basic English I	2
Basic Typewriting		3	2	English Composition I	3	8	
Intermediate Typewriting		3	2	English Composition II	3	7	
Advanced Typewriting		3	2	English Composition III	3	6	
Principles of Shorthand I		4	1	News Writing	2	1	
Principles of Shorthand II		4	1	Advance News Writing	2	1	
Principles of Shorthand III		4	1	Journalism Practicum I	1	1	
Survey of Business		4	1	Journalism Practicum II	1	1	
Salesmanship		4	1	Advanced Journalism Practicum I	1	1	
Principles of Retailing		4	1	Masterpieces of World-Lit. I	3	1	
Marketing		4	1	Masterpieces of World Lit. II	3	1	
Pay Roll & Income Tax Procedure.		3	1	Masterpieces of World Lit. III	3	1	
Principles of Accounting I		3	1	American Literature I	3	3	
Principles of Accounting II		3	2	American Literature II	3	3	
Principles of Accounting III		3	2	American Literature-III	3	1	
Principles of Economics I		3	1	Advance Composition	4	1	
					Elementary German I	4	2
					Elementary German II	4	2

TABLE 1

MERGED AREA XVI

COURSE OFFERINGS IN COLLEGE PARALLEL

South (Keokuk) Campus Southeastern Community College
West Burlington, Iowa

Dept. or division	Title of course	Credit hours-Q	No. of sect. offered	Dept. or division	Title of course	Credit hours-Q	No. of sect. offered
German (cont'd.)	Elementary German III	4	2	Mathematics	Math for General Education	4	2
	Intermediate German I	3	1		Intermediate Algebra	4	2
	Intermediate German II	3	1		Intro. to Statistics	4	1
	Intermediate German III	3	1		College Algebra	5	3
History	History of World Civ. I	4	2	Trigonometry	4	2	
	History of World Civ. II	4	3	Analytical Geometry	5	1	
	History of World Civ. III	4	2	Quantitative Methods	5	1	
	The Contemporary World	4	1	Differential Calculus	5	1	
	U.S. History I	3	2	Integral Calculus	5	1	
	U.S. History II	3	1	Multivariable Calculus	5	1	
	U.S. History III	3	1	Linear Algebra	5	1	
	Contemporary U.S. History	4	1	Differential Equations	5	1	
	History of American Frontier	4	1	Music	Intro. to Music I	3	1
	Anthropology	3	2		Intro. to Music II	3	1
Law Enforcement and Correction	Intro. to Law Enf. & Correction I	3	1		Intro. to Music III	3	1
	Intro. to Law Enf. & Correction II	3	1		Ear training & Sightsinging I	1	1
	Intro. to Community Services	3	1		Ear training & Sightsinging II	1	1
	Criminology	3	1		Ear training & Sightsinging III	1	1
	Criminal Law I	3	1		Ear training & Sightsinging IV	1	1
	Criminal Law II	3	1		Ear training & Sightsinging V	1	1
	Contemporary Corrections	3	1		Ear training & Sightsinging VI	1	1
	Juvenile Delinquency	3	1		Music Fund. & Harmony I	3	1
	Probation & Parole	3	1	Music Fund. & Harmony II	3	1	
				Music Harmony III	3	1	
			Music Harmony IV	3	1		
			Music Analysis & Structure I	3	1		

TABLE 1

MERGED AREA XVI

COURSE OFFERINGS IN COLLEGE PARALLEL

Southeastern Community College
West Burlington, Iowa

South (Keokuk) Campus

Dept. or division	Title of course	Credit hours-C	No. of sect. offered	Dept. or division	Title of course	Credit hours-Q	No. of sect. offered
Music (cont'd.)	Music Analysis & Structure II	3	1	Psychology	General Psychology	4	3
	Chamber Chorale	1	3		Growth & Development	4	1
	Instrumental Ensemble	1	2		Psychology of Adjustment	4	1
	College Choir	1	3		Abnormal Psychology	4	2
	Applied Music	1-2	4		Social Psychology	4	1
Physical Education	First Aid	3	2	Science	Physical Science I-Chemistry	3	1
	Health Education	3	2		Physical Science II-Physics	3	1
	Intro. to Physical Education	3	1		Physical Science III-Earth Science	3	1
	Baseball Participation	1	1		Principles of Biology	4	3
	Basketball Participation	1	1		Biological Relationships	4	1
	Bowling I	1	1		Zoology I	4	1
	Bowling II	1	1		Zoology II	4	1
	Bowling III	1	1		Botany I-Thallophyta Plants	4	1
	Physical Ed. Activities I	1	2		Botany II-Embryophyta Plants	4	1
	Physical Ed. Activities II	1	2		Microbiology	4	1
	Physical Ed. Activities III	1	2		Anatomy & Physiology I	4	1
					Anatomy & Physiology II	4	1
					College Chemistry I	4	1
					College Chemistry II	4	1
Philosophy	Intro. to Philosophy	4	3		College Chemistry III	4	1
	Ethics	4	2		Organic Chemistry I	4	1
					Organic Chemistry II	4	1
Political Science	National Government	4	3		Organic Chemistry III	4	1
	State & Local Government	4	2		General Physics I	4	1
	Intro. to Comparative Gov't. and Politics	4	1			5	1

TABLE 1

MERGED AREA XVI

COURSE OFFERINGS IN COLLEGE PARALLEL

South (Keokuk) Campus
Southeastern Community College
West Burlington, Iowa

Dept. or division	Title of course	Credit hours-Q	No. of sect. offered	Dept. or division	Title of course	Credit hours-Q	No. of sect. offered
Science (cont'd.)	General Physics II	5	1				
	General Physics III	5	1				
	College Physics I	5	1				
	College Physics II	5	1				
	College Physics III	5	1				
Sociology	Intro. to Sociology	4	4				
	Contemporary Social Problems	4	2				
	Sociology of the Family	3	2				
Speech	Fundamentals of Speech	3	8				
	Discussion & Persuasion	3	1				
	Oral Interpretation	3	1				
	Interpersonal Communication	3	4				

COLLEGE PARALLEL-CAREER OPTION PROGRAMS
OFFERED DURING 1973-74 SCHOOL YEAR

<u>Taxonomy Number</u>	<u>Name of Program</u>	<u>Location</u>	<u>Enr.</u> ¹	<u>Length of Program</u>
Area II - North Iowa Area Community College				
03-01000000	Accounting	Mason City	22	72 weeks
03-14000002	Clerical	Mason City	6	72 weeks
03-34000002	Secretarial	Mason City	18	72 weeks
03-34100101	Legal Secretarial	Mason City	7	36 weeks
03-34100102	Legal Secretarial	Mason City	7	72 weeks
03-34100201	Medical Secretarial	Mason City	20	72 weeks
16-06050002	Law Enforcement	Mason City	36	72 weeks
Area III - Iowa Lakes Community College				
03-26050000	Office Management and Supervision	Estherville	10	72 weeks
03-34000001	Secretarial	Estherville	13	36 weeks
04-00002900	Marketing Management	Estherville	12	84 weeks
05-04990000	Journalism Photography	Estherville	9	84 weeks
16-03110000	Rehabilitation Facilities Specialist	Estherville	9	84 weeks
Area V - Iowa Central Community College				
01-05000000	Ornamental Horticulture	Ft. Dodge	15	72 weeks
07-07000000	Environmental Health	Ft. Dodge	8	72 weeks
14-06010000	Educational Assistant	Ft. Dodge	31	72 weeks
15-13050000	Community Service Associate	Ft. Dodge	7	72 weeks
16-06050001	Law Enforcement	Ft. Dodge	4	36 weeks
16-06050002	Law Enforcement	Ft. Dodge	33	72 weeks
Area VI - Iowa Valley Community College District				
03-01000000	Accounting	Marshalltown	41	72 weeks
03-14000001	Clerical	Marshalltown	2	36 weeks
03-34000001	Secretarial	Marshalltown	9	36 weeks
03-34000001	Secretarial	Ellsworth	19	36 weeks
03-34000002	Secretarial	Marshalltown	17	72 weeks
03-34000002	Secretarial	Ellsworth	2	72 weeks
03-34100102	Legal Secretarial	Ellsworth	1	72 weeks
03-34100201	Medical Secretarial	Ellsworth	3	72 weeks
05-04030000	Journalism	Marshalltown	12	72 weeks
08-04000000	Recreation Specialist	Marshalltown	18	72 weeks
09-02010100	Human Services-Institutional Child Care	Ellsworth	64	72 weeks
15-13050000	Community Service Associate	Marshalltown	5	72 weeks
Area IX - Eastern Iowa Community College District				
03-14000001	Clerical	Clinton	5	36 weeks
03-34000002	Secretarial	Clinton	20	72 weeks
03-34000002	Secretarial	Muscatine	23	72 weeks
14-06010000	Educational Assistant	Muscatine	12	72 weeks
16-06050002	Law Enforcement	Clinton	15	72 weeks
16-06050002	Law Enforcement	Muscatine	50	72 weeks

<u>Taxonomy Number</u>	<u>Name of Program</u>	<u>Location</u>	<u>Enr.</u>	<u>Length Program</u>
Area X - Kirkwood Community College				
14-06010000	Educational Assistant	Cedar Rapids	17	72 week
16-06050002	Law Enforcement	Cedar Rapids	85	72 week
20-04050000	Library Assistant	Cedar Rapids	15	72 week
Area XI - Des Moines Area Community College				
03-34000002	Secretarial	Boone	7	72 week
05-04030000	Journalism	Ankeny	4	72 week
08-04000000	Recreation Specialist	Boone	21	72 week
14-06010000	Educational Assistant	Ankeny	21	72 week
15-13050000	Community Service Associate	Ankeny	73	72 week
16-06020000	Fire and Fire Safety	Ankeny	4	72 week
16-06050002	Law Enforcement	Ankeny	180	72 week
16-06050100	Criminalistics	Ankeny	23	72 week
16-06051000	Community Correction Associate	Ankeny	15	72 week
Area XIII - Iowa Western Community College				
03-34000001	Secretarial	Clarinda	15	36 week
03-34000002	Secretarial	Clarinda	3	72 week
07-08010000	Mental Health Technician	Clarinda	9	72 week
15-13050000	Community Service Associate	Council Bluffs	11	72 week
15-13050000	Community Service Associate	Clarinda	19	72 week
16-06050002	Law Enforcement	Council Bluffs	34	72 week
16-06050002	Law Enforcement	Clarinda	10	72 week
Area XIV - Southwestern Community College				
03-01000000	Accounting	Creston	16	72 week
03-34000002	Secretarial	Creston	8	72 week
Area XVI - Southeastern Community College				
16-06050002	Law Enforcement	Burlington	40	72 week

1 - Fall Term Enrollment
2 - Spring Term Enrollment

ADULT EDUCATION

The broad scope of adult education programming might best be illustrated by the following paradigm.

- A. Adult College Parallel: Evening, Extension, and Programs for Special Groups
- B. Career Education - Supplementary Career Education and Short-Term Programs in Preparatory Career Education
- C. General Adult Education
 - 1. Adult Basic Education
 - 2. High School Completion
 - a. Diploma
 - b. Equivalency
 - 3. Continuing and General Adult
 - a. Classes Eligible for State General Aid
 - b. Classes not-Eligible for State General Aid
(Avocational/Leisure Time)

The adult college parallel offerings are those courses which are administered by adult education divisions and offered usually during the evening or late afternoon and frequently on off-campus sites. The students enrolled are most typically divided among adults who are pursuing the course offerings with some type of academic degree in mind or for just personal fulfillment.

Another major classification of the adult education program is Supplementary Career Education. Supplementary Career Education is an educational offering designed to provide training for persons who have already entered the labor market and who need additional training to achieve stability or advancement in their current employment. While supplementary offerings tend to be comprised of short-term training periods, frequently of no more than an individual course, they also may be of longer duration.

For fiscal year 1974, employed adults seeking up-grading in their jobs attended 4,764 supplementary courses. Supplementary career courses were attended by 95,904 adults in the areas of Agriculture, Distribution, Health, Home Economics, Office, Technical, and Trade and Industry.

The following courses represent a cross section of the supplementary career courses offered in area schools:

Auto Mechanics	Emergency Medical Technician
Banking Courses	Fire Service Training
Blueprint Reading	Industrial Controls
Boiler Maintenance	In-Service Government Program for Governmental Employees
Bookkeeping	Introduction to Computer Concepts
Care of Patient with Stroke	Management by Objectives
Chartered Life Underwriters	Office Machines
Construction Safety and Health	Supervisory Practices
Consumer Electronics	
Coronary Care	
Custodial Maintenance	

The General Adult Education section of this three pronged program can also be sub-divided into three classifications, Adult Basic Education, High School Completion and Continuing and General Adult. The Adult Basic Education Program centers its emphasis on up-grading essential literacy skills. Although literacy or basic education for adults is one of the oldest components of the adult education movement in the United States, it has received relatively little attention until the present. Attention to this problem has recently become a major thrust of the adult education field with both State and National emphasis being placed on its importance. The 61st General Assembly of the State of Iowa, realizing the importance of programming in this area, enacted in 1965 legislation which would lend assistance to the merged area schools and adult education. The Economic Opportunity Act of 1964 (Public Law 88-452) prompted immediate attempts to raise the educational level of adults who had completed less than eight years of school.

"The term 'Adult Basic Education' means education for adults whose inability to speak, read, or write the English language constitutes a substantial impairment of their ability to get or retain employment commensurate with their real ability, which is designed to help eliminate such inability and raise the level of education of such individuals with a view to making them less likely to become dependent on others, to improving their ability to benefit from occupational training and otherwise increasing their opportunities for more productive and profitable employment, and to make them better able to meet their adult responsibilities."¹

Underlying basic education is the assumption that only the literate adult can participate fully in present day American life. Literacy implies the

1-Federal Register, Vol. 32, No. 77-Friday, April 21, 1967. Subpart A-Definitions-Paragraph 166.1, Subsection c.

ability to deal successfully with a variety of situations such as completing applications (i.e. insurance, loans, driver's licenses, employment), defining geographical directions, being able to differentiate between an editorial and a news article, appropriately responding to a child's school performance or just coping with day to day life skills and/or making up a budget, adjusting recipes, etc.

A recent survey of functional reading ability among adults in the United States yielded the revealing data that 4% of the United States population 16 years of age and older (approximately 4,649,000 adults) suffer from serious reading deficiencies. According to the U. S. Census of 1970 there are 116,801 adults 25 years or older in Iowa who have not completed an eighth grade education.

The program was continued and expanded with the passage of the Adult Education Act of 1966 (Public Law 89-750). Auxillary to the Adult Basic Education course work is the High School Completion program. High School Completion can be broken down into the equivalency and diploma programs. The emphasis of these two programs is placed on securing a high school education. The High School Equivalency program prepares the adult to take the General Educational Development test which is produced by the American Council on Education. The High School Diploma program allows the student an opportunity to pursue a diploma outside of traditional scheduling administered through the local secondary school. The United States Census of 1970 has estimated that there are approximately 600,000 adults 25 years or older in Iowa who have not completed high school.

Also associated under the general adult education framework are the continuing and general adult courses which can be divided on the basis of state funded eligibility. The continuing adult educational courses are those that provide the student with an up-grading of technical and life skills not necessarily associated with one's livelihood. The general adult education courses not eligible for state aid are related to avocational or leisure time activities. These activities are directed at providing a community service to the constituents of the state wide system of merged area schools.

The courses below represent a cross section of the continuing and general adult education courses offered in area schools:

Continuing and General Adult
(Eligible for State General Aid)

Adult Driver Education
Budgeting
Conversational German
Defensive Driving
Drug Abuse for Parents
Family Finances
First Aid for the Housewife
Help Your Child Learn to Read
Personal Income Taxes
Single Parent Seminar
Wills, Estates, and Trusts
You and Your Child

Avocational and Recreational
(Non-Eligible for State General Aid)

Bowling
Bridge
Ceramics
Dancing
Dog Obedience Training
Golf
Knitting
Painting
Powder Puff Mechanics
Slim and Trim
Swimming

The length of the courses is determined by the substance in the courses and the needs of the adults.

Finally there are a number of special interest group programs also administered under adult education. A program for migrant workers has been set up to help deal with problems encountered by this group of people. The skills taught by the Adult Basic Education program are utilized to a large extent in the adult migrant education programs. Courses have been offered and are available for American Indians. Initiation for additional programming in this area is already underway.

Other special interest programs include the Iowa Course for Drinking Drivers mandated by House File 1082. The purpose of the course is to provide information concerning the effects of alcohol on an individual's ability to drive. By emphasizing the percentage of accidents where alcohol was involved and by selecting alternatives to driving while under the influence, it is hoped that the rate of injury and death can be decreased. Each of the 15 Iowa area schools offer the course. Classes are three hours in length and held once each week for four consecutive weeks. Other persons may attend on a voluntary basis if the maximum enrollment has not been reached.

Another such course is the Veterans Farm Program (Agricultural Production). Section 303, of Public Law 92-540, effective October 26, 1973, provides for a minimum of 440 clock hours of instruction over 44 weeks per year. All classes must be prescheduled as to provide not less than 80 clock hours in any three month period for full-time benefits. The 440 hour requirement does not preclude utilizing 8 weeks for work breaks.

The principal objective of the Veterans Farm Program is to provide meaningful instruction for the veteran farmer who is concurrently engaged in active agricultural employment. Specifically, the objective is to reinforce or supplement those skills that are needed by the farm veteran to improve and update his managerial ability of his agricultural operations.

The Veterans Farm Program is open to both veterans and non-veterans. To be eligible to receive benefits under the GI Bill, a veteran must have had at least 181 days of continuous active duty, any part of which occurred after January 31, 1955, or have been released from active duty after January 31, 1955 for a service-connected disability. The veteran must have been discharged under conditions other than dishonorable.

Specialized Programs

Apprenticeship programs are also conducted through adult education divisions in the area schools. Apprenticeship training is an approach to providing young people with the manipulative skills and technical and theoretical knowledge needed for competent performance in skilled occupations. The offering usually involves cooperation among school, labor, and management, since apprentices learn the skills of the craftsman through on-the-job work experiences and the related information in the classroom. The Joint Apprenticeship Committee determines local requirements and instructional needs for apprenticeship offerings.

The apprentice attends classes a minimum of 144 hours each year to receive technical instruction related to his job. His instructor is selected by the Joint Apprenticeship and Training Committee. His work experience reports,

school grades and attendance are reviewed regularly by the Joint Apprenticeship and Training Committee.

The adult education divisions of the area schools also conduct course offerings in correctional institutions in association with other rehabilitation techniques.

Some of the area schools have developed learning centers where students can study a wide variety of subjects. The advantage of these centers is that their location and time schedules provide an easy access for adult students from all walks of life.

The 1/3 Part F consumer and homemaking education program is designated for use in economically depressed areas or areas with high rates of unemployment. Consumer and homemaking career education offerings are designed to meet the following needs:

1. To meet needs arising from social and cultural conditions;
2. To prepare adults for the role of homemaker, or contribute to the employability of such adults in the dual role of homemaker and wage earner;
3. To emphasize consumer education as an integral part of the program, including promotion of nutritional knowledge and food use and the understanding of the economic aspects of food use and purchase; and
4. For persons who have entered, or are preparing to enter, the work of the home.

The aforementioned specialized programs were offered by the following area schools in fiscal year 1974.

<u>Programs</u>	<u>Merged Area Schools</u>
1/3 Part F Consumer Education Programs	I, VI, VII, XIII, XIV, XV
Apprenticeship Programs	I, II, V, VII, X, XI, XII, XV, XVI
Programs in Correctional Institutions	V, VI, X, XVI
Learning Centers	I, II, III, IV, V, VI, VII, IX, X, XI, XII, XIII, XV, XVI

The delivery system for adult education within the State of Iowa is unique with each merged area school having an adult education director and staff whose principal responsibilities are for the dissemination of the program. Consequently the director of adult education, dependent upon the size of the program, might have on his staff an adult basic education-high school completion coordinator, home economics coordinator, health occupations coordinator as well as other school personnel designated to deal with these and other supportive programs.

TABLE 2

ADULT EDUCATION
NUMBER OF COURSES ELIGIBLE FOR STATE GENERAL AID IN
HIGH SCHOOL COMPLETION AND CONTINUING AND GENERAL EDUCATION

Program	Area															
	I	II	III	IV	V	VI	VII	IX	X	XI	XII	XIII	XIV	XV	XVI	
High School Completion (Federally Funded)	46	20	24	9	36	18	37	29	184	52	37	25	13	126	61	
High School Completion (Non-Federally Funded)	17	4	1	0	1	3	31	0	163	61	0	36	0	0	68	
Adult and Continuing																
Commercial	24	16	8	0	3	2	6	0	2	86	7	4	0	26	1	
Senior Citizens	96	41	4	4	31	30	278	3	67	0	0	32	3	350	0	
Consumer Education	94	29	22	5	18	51	0	11	16	22	32	14	27	5	5	
Safety and Driver Ed.	22	10	4	2	28	8	33	4	13	21	9	11	4	17	9	
Economics	0	6	2	0	6	0	4	0	1	0	0	2	0	0	2	
English	7	1	11	0	10	5	2	4	11	15	6	8	0	1	0	
Foreign Language	22	12	6	0	10	9	9	12	25	19	4	3	0	0	0	
Health	51	9	42	4	43	60	25	55	5	0	29	18	19	18	5	
Home Improvement	16	2	10	13	19	5	29	1	12	290	49	39	22	23	9	
Science and Math	0	0	4	0	4	1	0	19	0	10	1	0	0	1	2	
Social Studies	4	10	9	2	83	19	16	8	27	19	6	4	0	5	4	
Drinking Driver's School	17	7	7	9	12	14	12	14	12	26	12	12	2	9	10	
Industrial Education	29	11	1	3	3	3	1	5	1	55	0	0	2	0	0	
HITACE	0	0	0	0	0	0	4	0	0	0	0	0	0	0	0	
Community Services	0	0	0	0	0	0	0	0	0	12	0	0	0	0	0	
TOTALS	445	178	155	51	307	228	487	165	539	688	192	208	92	581	176	

TABLE 3

ADULT EDUCATION
NUMBER OF COURSES OFFERED IN CAREER EDUCATION

	AREA															
	I	II	III	IV	V	VI	VII	IX	X	XI	XII	XIII	XIV	XV	XVI	
Part-time Career																
Agriculture	0	14	7	4	3	15	9	2	20	3	6	11	5	1	5	
Apprenticeship	4	3	0	0	1	0	6	0	17	10	12	0	0	2	13	
Distributive Education	29	9	12	3	19	8	18	16	21	15	31	19	5	12	9	
Health Occupations	117	130	139	45	122	51	31	44	37	96	29	45	50	67	49	
Home Economics	161	78	40	14	65	62	48	36	205	12	68	39	3	1	0	
Office Occupations	51	22	20	29	58	54	46	55	150	230	49	86	18	46	22	
Technical Education	3	1	34	0	1	8	7	3	12	11	3	7	7	4	0	
Trade and Industrial	71	80	36	52	40	130	161	75	233	160	54	97	23	142	90	
TOTALS	436	337	288	147	309	328	326	231	695	537	252	304	111	275	188	



TABLE 4

ADULT EDUCATION
NUMBER OF COURSES OFFERED IN COLLEGE PARALLEL EDUCATION

Program	Area															
	I	II	III	IV	V	VI	VII	IX	X	XI	XII	XIII	XIV	XV	XVI	
College Parallel	0	7	4	0	0	0	0	0	0	0	0	0	0	0	0	
Business	0	7	2	0	0	0	0	0	0	0	0	0	0	0	0	
Humanities	0	8	1	0	0	0	0	0	0	0	0	0	0	0	0	
Language Arts	0	3	6	0	0	0	0	0	0	0	0	0	0	0	0	
Physical Education & Health	0	10	2	0	0	0	0	0	0	0	0	1	0	0	0	
Science	0	15	5	0	0	0	0	2	0	0	0	0	0	0	0	
Social Science	0	50	20	0	0	0	0	2	0	0	0	1	0	0	0	
TOTALS	0	7	4	0	0	0	0	0	0	0	0	0	0	0	0	

Includes number of different courses offered but does not include multiple sections of the same course.

TABLE 5

COLLEGE PARALLEL COURSES
OFFERED IN ADULT EDUCATION

Title of Course	Credit Hours	No. of Sect. Offered	Location
<u>Area II - North Iowa Area Community College</u>			
Accounting I:AIB	3 - S	1	Mason City
Accounting I:AIB	3 - S	1	Charles City
Accounting Principles I	3 - S	1	Mason City
Administration of Justice	3 - S	1	Mason City
Algebra & Trigonometry I	3 - S	1	Mason City
American Government I	3 - S	1	Mason City
American Government I	3 - S	1	Britt
American Government II	3 - S	2	Mason City
American History I	3 - S	2	Mason City
American History I	3 - S	1	Britt
American History I	3 - S	1	Charles City
American History I	3 - S	1	Lake Mills
American History II	3 - S	1	Britt
American History II	3 - S	1	Mason City
American History II	3 - S	1	Charles City
Anatomy & Physiology I	4 - S	1	Mason City
Anatomy & Physiology II	4 - S	1	Mason City
Biological Principles I	4 - S	1	Mason City
Business Law I	3 - S	2	Mason City
Business Law I	3 - S	1	Britt
Business Law I	3 - S	1	Charles City
Business Law I	3 - S	1	Lake Mills
Business Law I	3 - S	1	Hampton
Business Law II	3 - S	1	Mason City
Business Law II	3 - S	1	Britt
Business Law II	3 - S	1	Charles City
Business Law II	3 - S	1	Lake Mills
Business Law II	3 - S	1	Hampton
Communication Skills I	3 - S	3	Mason City
Communication Skills I	3 - S	1	Britt
Communication Skills I	3 - S	1	Charles City
Communication Skills I	3 - S	1	Lake Mills
Communication Skills I	3 - S	1	Hampton
Communication Skills II	3 - S	3	Mason City
Communication Skills II	3 - S	1	Britt
Communication Skills II	3 - S	1	Charles City
Communication Skills II	3 - S	1	Lake Mills
Communication Skills II	3 - S	1	Hampton
Criminal Evidence	3 - S	1	Mason City
Criminal Investigation	3 - S	1	Mason City
Criminal Law I	3 - S	1	Mason City

(continued)

Title of Course	Credit Hours	No. of Sect. Offered	Location
<u>Area II (Continued)</u>			
Criminal Law II	3 - S	1	Mason City
Economics I	3 - S	1	Mason City
Economics II	3 - S	1	Mason City
Educational Media Techniques	2 - S	1	Mason City
Essentials of Art	3 - S	2	Mason City
First Aid	2 - S	2	Mason City
Fundamentals of Mathematics I	3 - S	3	Mason City
Fundamentals of Mathematics I	3 - S	1	Britt
Fundamentals of Mathematics I	3 - S	1	Charles City
Fundamentals of Mathematics I	3 - S	1	Lake Mills
Fundamentals of Mathematics I	3 - S	1	Hampton
Fundamentals of Mathematics II	3 - S	1	Mason City
General Psychology I	3 - S	2	Mason City
General Psychology I	3 - S	1	Britt
General Psychology I	3 - S	1	Charles City
General Psychology I	3 - S	1	Lake Mills
General Psychology I	3 - S	1	Hampton
General Psychology II	3 - S	1	Mason City
Human Growth & Development	3 - S	1	Mason City
Human Growth & Development	3 - S	1	Britt
Human Growth & Development	3 - S	1	Hampton
Human Relations	3 - S	2	Mason City
Intermediate Accounting I	3 - S	1	Mason City
Intermediate Accounting II	3 - S	1	Mason City
Intermediate Algebra	3 - S	2	Mason City
Intermediate Algebra	3 - S	1	Hampton
Introduction to TV, Theatre, Film	3 - S	1	Mason City
Introduction to TV, Theatre, Film	3 - S	1	Charles City
Latin American Culture	3 - S	1	Mason City
Marketing	3 - S	2	Mason City
Oral Interpretation	3 - S	1	Mason City
Orchestra	1 - S	2	Mason City
Patrol Procedures	4 - S	1	Mason City
Principles of Banking Operations	3 - S	1	Mason City
Public Speaking	2 - S	2	Mason City
Reading Improvement	2 - S	1	Mason City
Short Story and Novel	3 - S	1	Mason City
Sociology I	3 - S	1	Mason City
Sociology I	3 - S	1	Charles City
Sociology II	3 - S	1	Mason City
Western Civilization I	4 - S	1	Mason City
Western Civilization II	4 - S	1	Mason City
World Geography	3 - S	2	Mason City
World Literature	3 - S	1	Mason City
Zoology	3 - S	1	Mason City

Title of Course	Credit Hours	No. of Sect. Offered	Location
<u>Area III - Iowa Lakes Community College</u>			
AIB Accounting I	3 - Q	1	Spencer
AIB Accounting II	3 - Q	1	Spencer
Criminal Investigations	4 - Q	1	Estherville
Criminal Procedures	4 - Q	1	Algona
Criminal Procedures	4 - Q	1	Pocahontas
Economics	3 - Q	1	Emmetsburg
Engineering Graphics	6 - Q	2	Estherville
Gestalt Therapy	1 - Q	1	Emmetsburg
Gestalt Workshop	1 - Q	2	Emmetsburg
Gestalt Workshop	1 - Q	1	Estherville
Golf	1 - Q	1	Estherville
Karate	1 - Q	1	Emmetsburg
Karate	1 - Q	4	Estherville
Metric System	1 - Q	1	Estherville
Modern Dance	1 - Q	1	Emmetsburg
Office Machines	3 - Q	1	Emmetsburg
Parliamentary Procedures	1 - Q	1	Estherville
Psychology of Adjustment	3 - Q	1	Spirit Lake
Shorthand	4 - Q	1	Emmetsburg
Social Science	3 - Q	1	Emmetsburg
Typing	3 - Q	1	Emmetsburg
Water Safety Instruction	1 - Q	1	Emmetsburg
Western Civilization	4 - Q	1	Emmetsburg

Area IX - Eastern Iowa Community College District

American History	3 - Q	1	Davenport
General Psychology	3 - S	1	Bettendorf

Area XIII - Iowa Western Community College

Anat. & Phys. I	1 - Q	1	Dunlap
-----------------	-------	---	--------

Title of Course	Credit Hours	No. of Sect. Offered	Location
<u>Area XV - Indian Hills Community College</u>			
Behavior Patterns Disorderly Children.	1 - S	1	Ottumwa
Business Law I	3 - S	1	Centerville
Early European History	3 - S	1	Chariton
English Composition	3 - S	1	Chariton
Introduction to Literature	3 - S	1	Centerville
Oil Painting I	1 - S	2	Centerville
Tennis I	1 - S	2	Centerville
Transactional Analysis	2 - S	1	Centerville
Transactional Analysis	2 - S	1	Corydon
Western Civilization	3 - S	1	Chariton

Area XVI - Southeastern Community College

Abnormal Psychology	4 - Q	2	Ft. Madison
American Literature I	3 - Q	1	Ft. Madison
Business Law I	3 - Q	1	Ft. Madison
Business Law II	3 - Q	1	Ft. Madison
Contemporary Social Problems	4 - Q	1	Ft. Madison
Criminology	3 - Q	2	Ft. Madison
English Composition I	3 - Q	1	Ft. Madison
English Composition II	3 - Q	1	Ft. Madison
Fundamentals of Speech	3 - Q	1	Ft. Madison
General Psychology	4 - Q	2	Ft. Madison
Growth & Development	4 - Q	1	Ft. Madison
History of World Civilization I	4 - Q	1	Ft. Madison
History of World Civilization II	4 - Q	1	Ft. Madison
Intermediate Algebra	4 - Q	1	Ft. Madison
Introduction to Art II	3 - Q	1	Ft. Madison
Introduction to Sociology	4 - Q	1	Ft. Madison
Juvenile Delinquency	3 - Q	2	Ft. Madison
Math for General Education	4 - Q	2	Ft. Madison
Personal Finance	4 - Q	1	Ft. Madison
Social Psychology	4 - Q	1	Ft. Madison
Speech and Theatre Part.	1 - Q	1	Ft. Madison

TABLE 6

ADULT EDUCATION
COURSES OFFERED IN CONTINUING AND GENERAL EDUCATION
NOT ELIGIBLE FOR STATE GENERAL AID

Program	Area															
	I	II	III	IV	V	VI	VII	IX	X	XI	XII	XIII	XIV	XV	XVI	
General Adult																
Arts and Crafts	75	49	21	28	104	64	57	84	96	96	28	60	10	39	29	
Cultural	19	10	0	4	10	2	1	1	15	0	11	4	4	0	0	
Physical Education	21	19	1	5	24	1	6	17	86	58	19	32	5	2	0	
Recreation	141	7	32	25	60	31	34	36	283	132	17	63	11	4	5	
Community Service	24	1	6	4	0	27	4	32	0	72	16	0	7	5	0	
Career Education	0	1	15	0	0	0	1	0	16	0	4	0	0	0	0	
College Parallel	0	0	0	0	0	0	0	0	0	0	0	0	2	0	0	
H. S. Completion	0	0	0	0	0	0	0	0	118	0	0	0	0	0	0	
No State Aid																
TOTALS	280	87	75	66	198	125	103	170	614	358	95	159	39	50	34	

STUDENTS

Tables 7 through 10 present a composite picture of total enrollments in area schools during the 1974 fiscal year.

Table 7 provides a total headcount of all students enrolled in area schools. This headcount includes students eligible to receive state general aid as well as those students not eligible for this aid such as non-resident students, students enrolled in programs entirely funded by outside agencies and adult education students enrolled in continuing education of an avocational and recreational purpose. This headcount represents an increase of 68,568 over the headcount reported by public post-secondary two-year institutions for the 1973 fiscal year.

The total headcount is divided among the three major divisions of the institutions: adult education; career education; and college parallel education. No headcounts have been reported in the function, Activities Related to Instruction since these headcounts are already included in the operating divisions. Figure 1 indicates the distribution of headcount.




FIGURE 1

HEADCOUNT BY MAJOR DIVISIONS INCLUDING
STUDENTS NOT ELIGIBLE FOR STATE GENERAL AID

The figures presented as headcounts for adult education do not represent an actual unduplicated headcount, but instead represent actual registrations in the adult education divisions. This figure is used since there are many thousands of adult education registrations and it is currently not feasible to attempt to trace all registrations to arrive at an accurate, unduplicated headcount. As a result, the figures for adult education include some duplication, since an individual student may have enrolled for more than one course during the school year.

Table 8 provides a headcount of all students enrolled in area schools similar to the headcount in Table 7, except only students eligible for state general aid are included in this headcount. This headcount represents an increase of 61,167 over the headcount reported by public post-secondary two-year institutions for the 1973 fiscal year.

Excluded from Table 8 are all students the area schools may not claim for state general aid. The majority of students excluded are non-resident students enrolled in full-time programs and part-time students enrolled in continuing education of an avocational and recreational purpose in adult education divisions.

Figure 2 indicates the distribution of headcount of students eligible for state general aid.

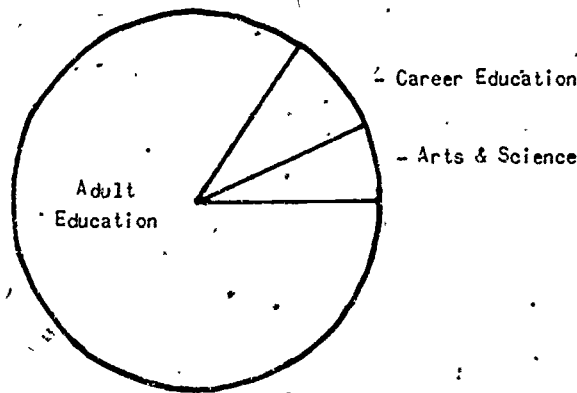


FIGURE 2

HEADCOUNT BY MAJOR DIVISIONS
STUDENTS ELIGIBLE FOR STATE GENERAL AID

The great majority of students the area schools may not claim for state general aid are students enrolled in adult education divisions. Some 62,341 or over ninety-three percent of the 66,505 students not eligible to receive state general aid were enrolled in general adult programs in adult education divisions.

Table 9 indicates the full-time equivalent enrollment of all students enrolled in area schools during the 1974 fiscal year. The full-time equivalent enrollment is equal to the total number of reimbursable hours of all students divided by 540.

The full-time equivalent of all students is determined by first converting all contact hours to reimbursable hours. A reimbursable hour means:

- (1) One contact hour of lecture in an approved course in career education or college parallel;
- (2) Two contact hours of laboratory in an approved course in career education or college parallel; and
- (3) Two contact hours in an approved course in adult education that is eligible for state general aid, except that adult basic education and high school completion courses will be reimbursed on a one contact hour basis.

The divisor 540 represents fifteen reimbursable hours per week for a period of thirty-six weeks.

The full-time equivalent enrollment reported for the 1974 fiscal year represents an increase of 1,573.09 over the full-time equivalent enrollment reported by public post-secondary two-year institutions for the 1973 fiscal year.

Figure 3 indicates the distribution of full-time equivalent enrollment of all students.

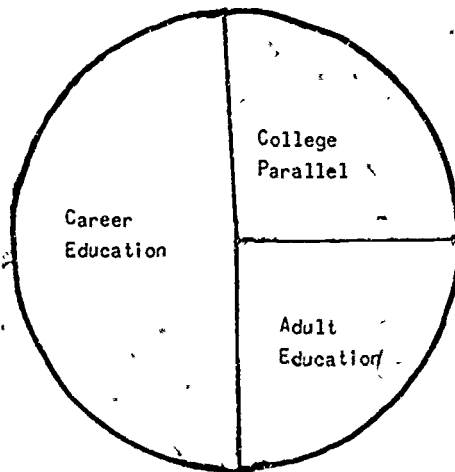


FIGURE 3

FULL-TIME EQUIVALENT ENROLLMENT BY MAJOR DIVISIONS INCLUDING STUDENTS NOT ELIGIBLE FOR STATE GENERAL AID

Table 10 indicates the full-time equivalent enrollment of only those students eligible to receive state general aid during the 1974 fiscal year. This table excludes students the area schools may not claim for state general aid such as non-resident students and students enrolled in continuing education of an avocational and recreational purpose in adult education divisions. This full-time equivalent enrollment represents an increase of 1,760.47 over the full-time equivalent enrollment eligible to receive state general aid reported by public post-secondary two-year institutions for the 1973 fiscal year.

Figure 4 indicates the distribution of full-time equivalent enrollment eligible to receive state general aid.

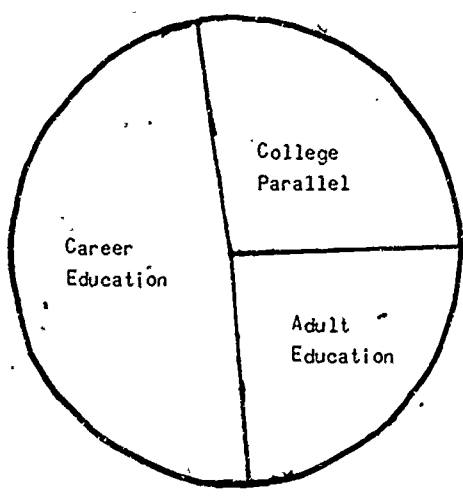


FIGURE 4

FULL-TIME EQUIVALENT ENROLLMENT BY MAJOR DIVISIONS
STUDENTS ELIGIBLE FOR STATE GENERAL AID

Much of the full-time equivalent enrollment not eligible to receive state general aid represents students enrolled in avocational and recreational programs in adult education divisions and students in fully funded programs reported for fiscal accounting in function four, Activities Related to Instruction. Twenty-two percent or 675.62 full-time equivalent enrollment of the 3,027.89 full-time equivalent enrollment not eligible to receive state general aid was in general adult programs in adult education divisions. Most of the remaining full-time equivalent enrollment not eligible for state general aid consisted of non-resident students in the college parallel and career education divisions and students enrolled in career programs fully funded from outside sources.



Table 11 indicates the distribution by major categories of the full-time equivalent enrollment reported for General Adult on Tables 9 and 10. The three major categories are high school completion-federally funded, high school completion-non federally funded and general and continuing adult education. The columns on the left side of Table 11 indicate the distribution of General Adult from Table 9 which includes the full-time equivalent enrollment which is not eligible for state general aid and the columns on the right side of Table 11 indicate the distribution of General Adult from Table 10 which includes only the full-time equivalent enrollment which is eligible for state general aid.

Figure 5 indicates the distribution of General Adult education eligible for state general aid by the three major categories included in General Adult.

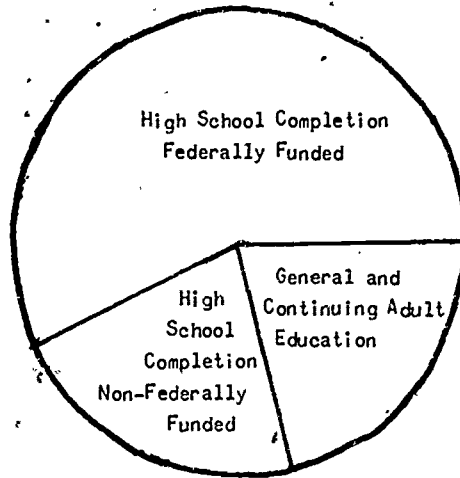


FIGURE 5

FULL-TIME EQUIVALENT ENROLLMENT OF GENERAL ADULT BY MAJOR CATEGORIES ELIGIBLE FOR STATE GENERAL AID

HEADCOUNTS-INCLUDING STUDENTS NOT ELIGIBLE FOR STATE GENERAL AID

Merged Area	CAREER EDUCATION		COLLEGE PARALLEL		ADULT EDUCATION				ACTIVITIES RELATED TO INSTRUCTION			Sub-Total		Grand Total
	F-T	P-T	F-T	P-T	Career F-T	Coll Parallel F-T	Gen. Ad P-T	Total F-T	F-T	P-T	Total	F-T	P-T	
I	1187	449	-0-	-0-	-0-	-0-	12895	22718	-0-	-0-	-0-	1187	23167	24354
II	502	40	988	290	22	6455	7040	13968	-0-	-0-	-0-	1665	14123	15788
III	748	94	864	151	-0-	7068	6957	14287	-0-	-0-	-0-	1612	14532	16144
IV	706	196	-0-	-0-	-0-	3161	1865	5026	-0-	-0-	-0-	706	5222	5928
V	840	333	1101	417	-0-	8609	7747	16356	-0-	-0-	-0-	1941	17106	19047
VI	490	96	1214	653	259	7442	10620	18321	-0-	-0-	-0-	1963	18811	20774
VII	2224	1211	-0-	-0-	-0-	5715	14679	20394	-0-	-0-	-0-	2224	21605	23829
IX	1762	87	840	397	-0-	3742	8273	12046	-0-	-0-	-0-	2602	12530	15132
X	2628	1796	1326	1730	105	10728	17345	28178	-0-	-0-	-0-	4059	31599	35658
XI	3419	910	1529	1710	156	9016	81	33796	-0-	-0-	-0-	5104	35250	41364
XII	1371	-0-	-0-	-0-	-0-	5218	12613	17831	-0-	-0-	-0-	1371	17831	19202
XIII	917	300	611	660	435	5523	8116	14084	-0-	-0-	-0-	1963	14609	16572
XIV	496	-0-	249	44	-0-	3961	4255	8216	-0-	-0-	-0-	745	8260	9005
XV	1330	56	487	46	289	9631	191	25227	-0-	-0-	-0-	2106	35151	37257
XVI	670	269	750	876	-0-	4225	389	6796	-0-	-0-	-0-	1420	7941	9361
TOTALS	19290	5837	9959	6974	1266	100517	153	267355	-0-	-0-	-0-	30668	278747	309415

Preliminary figures as submitted on Form AS-10 and subject to audit.



TABLE 8

ENROLLMENTS - SCHOOL YEAR 1973-74
HEADCOUNTS..STUDENTS ELIGIBLE FOR STATE GENERAL AID

Merged Area	CAREER EDUCATION			COLLEGE PARALLEL			ADULT EDUCATION			ACTIVITIES RELATED TO INSTRUCTION			Sub-Totals		Grand Total		
	F-I	P-I	Total	F-I	P-I	Total	Career F-I	Coll Parallel P-I	Gen. Ad P-I	F-I	P-I	Total	F-I	P-I			
I	1173	-0-	1173	-0-	-0-	-0-	-0-	9804	-0-	6929	16733	-0-	-0-	1173	16733	17906	
II	499	14	513	967	289	1256	-0-	6453	153	298	11941	-0-	-0-	1619	12091	13710	
III	722	42	764	802	146	948	-0-	6271	-0-	259	12398	-0-	-0-	1524	12586	14110	
IV	690	196	886	-0-	-0-	-0-	-0-	3148	-0-	636	3784	-0-	-0-	690	3980	4670	
V	835	15	850	1049	413	1462	-0-	8609	-0-	4861	13470	-0-	-0-	1884	13898	15782	
VI	484	77	561	1082	648	1730	259	7442	-0-	4493	12194	-0-	-0-	1825	12660	14485	
VII	2087	1179	3266	-0-	-0-	-0-	-0-	5715	-0-	13125	18840	-0-	-0-	2087	20019	22106	
VIII	1598	78	1676	798	382	1180	-0-	3580	-0-	4436	8046	-0-	-0-	2396	8506	10902	
X	2321	1678	3999	1286	1709	2995	105	8552	-0-	10449	19106	-0-	-0-	3712	22388	26100	
XI	2523	909	3432	1505	1705	3210	156	9016	-0-	81	21748	-0-	-0-	4184	24206	28390	
XII	1205	-0-	1205	-0-	-0-	-0-	-0-	4962	-0-	3310	8272	-0-	-0-	1205	8272	9477	
XIII	801	7	808	581	633	1214	435	5402	-0-	10	11569	-0-	-0-	1817	11774	13591	
XIV	488	-0-	488	241	44	285	-0-	3961	-0-	2311	6272	-0-	-0-	729	6316	7045	
XV	1313	11	1324	402	46	448	276	9631	-0-	191	24338	-0-	-0-	1991	34217	36208	
XVI	627	80	707	694	822	1516	-0-	4119	-0-	399	6205	-0-	-0-	1321	7107	8428	
TOTALS	32766	1366	34132	21462	6937	28400	1231	96665	153	1258	105707	705014	-0-	-0-	28157	214753	242910



Merged Area	Career Education	College Parallel	Adult Education			Activities Related To Instruction	Grand Total
			Career	College Parallel	General Adult		
I	1,092.71	- 0 -	306.41	- 0 -	271.95	578.36	1,671.07
II	714.99	1,029.06	312.09	108.29	143.21	563.59	2,307.64
III	877.42	791.86	160.49	13.77	161.38	335.64	2,004.92
IV	715.36	- 0 -	110.79	- 0 -	32.90	143.69	859.05
V	1,007.24	1,122.39	384.51	- 0 -	145.09	529.60	2,659.23
VI	519.62	1,140.65	337.39	- 0 -	176.06	513.45	2,173.72
VII	1,962.07	- 0 -	256.31	- 0 -	389.22	645.53	2,607.60
IX	1,256.23	748.82	154.73	2.10	246.12	402.95	2,408.00
X	2,509.40	1,149.72	606.00	- 0 -	482.72	1,088.72	4,747.84
XI	2,985.28	1,353.09	500.04	6.35	852.65	1,359.04	5,697.41
XII	1,062.28	- 0 -	449.22	- 0 -	268.95	718.17	1,780.45
XIII	1,032.96	607.55	431.26	.65	161.14	593.05	2,233.56
XIV	270.79	217.74	259.01	- 0 -	62.16	321.17	809.70
XV	1,062.64	323.97	242.84	12.10	517.92	772.86	2,159.47
XVI	650.37	770.24	107.51	30.85	139.69	278.05	1,698.66
TOTALS	17,719.36	9,255.09	4,618.60	174.11	4,051.16	8,843.87	35,818.32

Preliminary figures as submitted on Form AS-10 and subject to audit.

TABLE 10

FULL-TIME EQUIVALENT ENROLLMENT - SCHOOL YEAR 1973-74
STUDENTS ELIGIBLE FOR STATE GENERAL AID

Merced Area	Career Education	College Parallel	Adult Education			Activities Related To Instruction	Grand Total
			Career	College Parallel	General Adult		
I	1,064.51	- 0 -	305.53	- 0 -	195.38	500.91	1,565.42
II	705.40	1,010.51	304.98	108.29	121.29	534.56	2,250.47
III	798.68	763.91	155.49	13.68	147.39	316.56	1,879.15
IV	708.86	- 0 -	110.00	- 0 -	12.80	122.80	831.66
V	838.25	1,086.25	384.51	- 0 -	102.99	487.50	2,412.00
VI	504.02	1,040.87	337.39	- 0 -	123.80	461.19	2,006.08
VII	1,881.83	- 0 -	256.31	- 0 -	367.24	623.55	2,505.38
IX	1,127.75	721.69	144.92	2.04	205.37	352.33	2,201.77
X	2,204.19	1,119.92	407.69	- 0 -	386.46	794.15	4,118.26
XI	2,573.91	1,337.09	500.04	6.35	731.19	1,237.58	5,148.58
XII	907.99	- 0 -	432.53	- 0 -	182.28	614.81	1,522.80
XIII	817.20	582.58	420.54	.65	122.45	543.64	1,943.42
XIV	261.61	210.96	259.01	- 0 -	45.64	304.65	777.22
XV	1,037.75	286.55	240.31	12.10	505.40	757.81	2,082.11
XVI	576.35	708.77	104.28	30.85	125.86	260.99	1,546.11
TOTALS	16,008.30	8,869.10	4,363.53	173.96	3,375.54	7,913.03	32,790.43



DISTRIBUTION OF GENERAL ADULT FULL-TIME EQUIVALENT ENROLLMENT

SCHOOL YEAR 1973-74

Merged Area	Full-Time Equivalent Enrollment Including Students Not Eligible for State General Aid			Full-Time Equivalent Enrollment Students Eligible for State General Aid			Totals
	High School Completion Fed. Funded	High School Completion Non-Fed. Funded	General & Continuing Adult Ed.	High School Completion Fed. Funded	High School Completion Non-Fed. Funded	General & Continuing Adult Ed.	
I	104.85	10.00	154.89	104.85	10.00	80.53	195.38
II	70.84	10.87	44.92	70.84	10.87	23.00	104.71
III	114.82	4.83	43.84	114.82	4.83	27.74	147.39
IV	5.50	-0-	27.37	5.50	-0-	7.30	12.80
V	58.62	1.28	85.22	58.62	1.28	43.12	103.02
VI	79.33	3.09	93.62	79.33	3.09	41.37	123.79
VII	132.68	135.63	120.91	132.68	135.63	98.93	367.24
IX	142.83	39.14	61.65	142.83	39.14	23.38	205.35
X	225.11	295.55	160.36	225.11	121.44	39.92	386.47
XI	267.69	331.02	253.94	267.69	331.02	132.48	731.19
XII	139.91	-0-	123.41	139.91	-0-	42.36	182.27
XIII	88.80	7.50	64.73	88.80	7.50	26.14	122.44
XIV	27.10	-0-	35.04	27.10	-0-	18.54	45.64
XV	407.74	-0-	107.38	407.74	-0-	94.86	502.60
XVI	62.66	54.11	16.41	62.66	54.11	9.07	125.84
TOTALS	1,928.48	893.02	1,393.69	1,928.48	718.91	708.74	3,356.13

As reported by area schools on Form AS-10. This FTEE differs slightly from tables 7 and 8 because of variations in placement of figures on the audited reports.

Table 12 presents a composite picture of the total enrollment in area schools for the career education and college parallel divisions during the fall term of 1973. These enrollments include both fall quarters and fall semesters and identifies separately the enrollment in the Agricultural Production Program for Veterans (a special program for veterans employed full-time in agriculture), enrollments in programs for secondary school students and enrollment in college parallel-career option programs.

This enrollment is the headcount of all students who registered through the end of the second week of the fall term and includes virtually all of the fall term full-time students as well as a number of part-time students enrolled in full-time programs offered in the career education and college parallel divisions. Excluded from this enrollment are the many thousands of part-time students enrolled in the adult education divisions of area schools and some students in full-time programs who registered after the end of the second week of the fall term.

The fall term enrollment reported in Table 12 is similar to the day division enrollments reported by many other two and four year institutions of higher education in their fall enrollment reports. This enrollment represents an increase of 1,862 students over the 1972 fall term enrollment.

Figure 6 presents the fall term enrollment of area schools for career education and college parallel divisions.




FIGURE 6

FALL TERM ENROLLMENT IN CAREER EDUCATION AND COLLEGE PARALLEL DIVISION

Table 13 presents the fall term enrollment by resident classification. Non-residents of Iowa are required to pay a higher tuition than residents of Iowa.

Table 14 presents the total fall term enrollment for each area school by major division.

Table 15 presents the fall term enrollment of individual career education and college parallel programs in area schools. This enrollment includes the students in career education divisions identified by the major program in which they are enrolled and also identifies the taxonomy number of the programs. Similar information is included for programs in the college parallel division.

A distinct code has also been included to identify each program by its major functions.

This code includes instructional level, type, special emphasis and object and purpose. Further information on the coding of individual programs is available upon request from the Area Schools Division.

Table 16 presents the fall term enrollment of programs for area schools by state totals. Similar programs operated by more than one area school have been combined to provide a composite picture of programs enrollments for all area schools.

Table 17 presents a comparison of fall term enrollments that indicates changes in enrollments between the 1972 fall term and 1973 fall term enrollments.

NOTE

Some individual programs with very small enrollments are operated as either options within other programs or operated in conjunction with another program.

Table 18 presents information on term enrollment for each term operated by an area school during fiscal year 1974. These term enrollments include only students enrolled in the career education and college parallel divisions and do not include adult education division registrations.

TABLE 12

FALL TERM ENROLLMENT
1973-1974 School Year
(Students enrolled in Career Education and College Parallel Divisions--
does not include part-time enrollment in Adult Education Divisions)

Area School	Career Education				College Parallel				Other				Total						
	F-Time		P-Time		F-Time		P-Time		F-Time		P-Time		F-Time		P-Time				
	M	W	M	W	M	W	M	W	M	W	M	W	M	W	M	W			
I *	306	292	1	3	602	-	-	-	-	-	-	-	-	-	306	292	1	3	
**	284	-	-	-	284	-	-	-	-	-	-	-	-	-	284	-	-	-	
***	-	-	-	-	-	-	-	-	-	-	-	-	-	-	-	-	-	-	
****	-	-	-	-	-	-	-	-	-	-	-	-	-	-	-	-	-	-	
Totals	590	292	1	3	886	-	-	-	-	-	-	-	-	-	590	292	1	3	
II *	261	213	1	10	485	510	272	33	37	852	-	-	-	-	771	485	34	47	
**	184	-	-	-	184	-	-	-	-	-	-	-	-	-	184	-	-	-	
***	-	-	-	-	-	-	-	-	-	-	-	-	-	-	-	-	-	-	
****	-	-	-	-	-	44	72	-	-	116	-	-	-	-	44	72	-	-	
Totals	445	213	1	10	669	554	344	33	37	968	-	-	-	-	999	557	34	47	
III *	214	132	1	5	352	459	126	46	30	661	13	3	-	-	16	686	261	47	35
**	265	-	-	-	265	-	-	-	-	-	-	-	-	-	-	265	-	-	-
***	-	-	-	-	-	-	-	-	-	-	-	-	33	17	50	-	-	33	17
****	-	-	-	-	-	13	39	1	-	53	-	-	-	-	-	13	39	1	-
Totals	479	132	1	5	617	472	165	47	30	714	13	3	33	17	66	964	300	81	52
IV *	303	56	-	-	359	-	-	-	-	-	-	-	-	-	-	303	56	-	-
**	97	-	-	-	97	-	-	-	-	-	-	-	-	-	-	97	-	-	-
***	-	-	68	-	68	-	-	-	-	-	-	-	-	-	-	-	68	-	-
****	-	-	-	-	-	-	-	-	-	-	-	-	-	-	-	-	-	-	-
Totals	400	56	68	-	524	-	-	-	-	-	-	-	-	-	-	400	56	68	-
V *	306	312	-	3	621	559	349	59	76	1043	-	-	-	-	-	865	661	59	79
**	170	-	-	-	170	-	-	-	-	-	-	-	-	-	-	170	-	-	-
***	-	-	146	115	261	-	-	-	-	-	-	-	-	-	-	-	146	115	-
****	-	-	-	-	-	45	44	8	1	98	-	-	-	-	-	45	44	8	1
Totals	476	312	146	118	1052	604	393	67	77	1141	-	-	-	-	-	1080	705	213	195
VI *	197	175	28	2	402	587	295	84	105	1071	-	-	-	-	-	784	470	112	107
**	165	-	-	-	165	-	-	-	-	-	-	-	-	-	-	165	-	-	-
***	-	-	20	1	21	-	-	-	-	-	-	-	-	-	-	-	20	1	-
****	-	-	-	-	-	47	117	13	16	193	-	-	-	-	-	47	117	13	16
Totals	362	175	48	3	588	634	412	97	121	1264	-	-	-	-	-	996	587	145	124
VII *	765	413	4	3	1185	-	-	-	-	-	29	16	-	-	45	794	429	4	3
**	65	-	-	-	65	-	-	-	-	-	-	-	-	-	-	65	-	-	-
***	-	-	30	-	30	-	-	-	-	-	-	-	-	-	-	-	30	-	-
****	-	-	-	-	-	-	-	-	-	-	-	-	-	-	-	-	-	-	-
Totals	830	413	34	3	1280	-	-	-	-	-	29	16	-	45	-	859	429	34	3
IX *	407	301	11	16	735	395	204	136	118	853	14	-	15	32	61	816	505	162	166
**	152	-	-	-	152	-	-	-	-	-	-	-	-	-	-	152	-	-	-
***	-	-	-	-	-	-	-	-	-	-	-	-	-	-	-	-	-	-	-
****	-	-	-	-	-	38	57	24	6	125	-	-	-	-	-	38	57	24	6
Totals	559	301	11	16	887	433	261	160	124	978	14	-	15	32	61	1006	562	186	172

TABLE 12 (continued)

Area School	Career Education				Total	College Parallel				Total	Other				Total	F-Time		Total P-Time		Total
	F-Time M	F-Time W	P-Time M	P-Time W		F-Time M	F-Time W	P-Time M	P-Time W		F-Time M	F-Time W	P-Time M	P-Time W		M	W	M	W	
* 836	736	59	43	1674	534	253	409	405	1601	-	-	-	-	-	1370	989	468	448	3275	
** 95	-	2	-	97	-	-	-	-	-	-	-	-	-	-	95	-	2	-	97	
***	-	-	-	-	-	-	-	-	-	-	-	-	-	-	-	-	-	-	-	
****	-	-	-	-	51	14	32	20	117	-	-	-	-	-	51	14	32	20	117	
Totals	931	736	61	43	1771	585	267	441	425	1718	-	-	-	-	1516	1003	502	468	3489	
I * 815	752	74	88	1729	562	264	360	378	1564	125	122	-	-	247	1502	1138	434	466	3540	
** 143	1	-	-	144	-	-	-	-	-	-	-	-	-	-	143	1	-	-	144	
***	-	-	-	-	-	-	-	-	-	-	-	-	-	-	-	-	-	-	-	
****	-	-	-	-	117	72	110	49	348	-	-	-	-	-	117	72	110	49	348	
Totals	958	753	74	88	1873	679	336	470	427	1912	125	122	-	247	1762	1211	544	515	4032	
II * 460	270	8	19	757	-	-	-	-	-	-	-	-	-	-	460	270	8	19	757	
** 231	-	-	-	231	-	-	-	-	-	-	-	-	-	-	231	-	-	-	231	
***	-	-	-	-	-	-	-	-	-	-	-	-	-	-	-	-	-	-	-	
****	-	-	-	-	-	-	-	-	-	-	-	-	-	-	-	-	-	-	-	
Totals	691	270	8	19	988	-	-	-	-	-	-	-	-	-	691	270	8	19	988	
III * 321	255	4	4	584	330	124	147	168	769	-	-	-	-	-	651	379	151	172	1353	
** 342	3	-	-	345	-	-	-	-	-	-	-	-	-	-	342	3	-	-	345	
***	-	-	-	-	-	-	-	-	-	-	-	173	84	257	-	-	173	84	257	
****	-	-	-	-	35	41	20	5	101	-	-	-	-	-	35	41	20	5	101	
Totals	663	258	4	4	929	365	165	167	173	870	-	-	173	84	1028	423	344	261	2056	
IV * 123	68	1	-	192	120	45	11	20	196	-	-	-	-	-	243	113	12	20	388	
** 195	2	-	-	197	-	-	-	-	-	-	-	-	-	-	195	2	-	-	197	
***	-	-	-	-	-	-	-	-	-	-	-	-	-	-	-	-	-	-	-	
****	-	-	-	-	12	12	-	-	24	-	-	-	-	-	12	12	-	-	24	
Totals	318	70	1	-	389	132	57	11	20	220	-	-	-	-	450	127	12	20	609	
V * 364	173	-	-	537	221	89	7	19	336	-	-	19	8	27	585	262	26	27	900	
** 148	-	-	-	148	-	-	-	-	-	-	-	-	-	-	148	-	-	-	148	
***	-	-	-	-	-	-	-	-	-	-	-	-	-	-	-	-	-	-	-	
****	-	-	-	-	-	-	-	-	-	-	-	-	-	-	-	-	-	-	-	
Totals	512	173	-	-	685	221	89	7	19	336	-	-	19	8	733	262	26	27	1048	
VI * 137	264	1	11	413	400	240	186	197	1023	-	-	-	-	-	537	504	187	208	1436	
** 13	-	1	-	14	-	-	-	-	-	-	-	-	-	-	13	-	1	-	14	
***	-	-	-	-	-	-	-	-	-	-	-	-	-	-	-	-	-	-	-	
****	-	-	-	-	30	10	-	-	40	-	-	-	-	-	30	10	-	-	40	
Totals	150	264	2	11	427	430	250	186	197	1063	-	-	-	-	580	514	188	208	1490	
AND TOTALS:	8364	4418	460	323	13565	5109	2739	1686	1650	11184	181	141	240	141	703	13654	7298	2386	2114	25452

KEY TO ENROLLMENT CLASSIFICATIONS

- * Enrollment in preparatory career education programs and college parallel programs (other than college parallel - career option programs) for post-secondary students
- ** Agricultural Production Program for Veterans
- *** Enrollment in programs for secondary school students.
- **** Enrollment in college parallel - career option programs

TABLE 13

RESIDENCE OF STUDENTS ENROLLED IN AREA SCHOOLS DURING THE FALL TERM
1973-1974 School Year
(Students enrolled in Career Education and College Parallel Divisions--
does not include enrollment in Adult Education Divisions)

Area School	Career Education		College Parallel		Other		Full-Time Iowa N-Res		Part-Time Iowa N-Res		Total								
	Full-Time Iowa N-Res	Part-Time Iowa N-Res	Full-Time Iowa N-Res	Part-Time Iowa N-Res	Full-Time Iowa N-Res	Part-Time Iowa N-Res	Full-Time Iowa N-Res	Part-Time Iowa N-Res	Full-Time Iowa N-Res	Part-Time Iowa N-Res									
I	869	4	-	-	-	-	-	-	869	13	4	886							
II	655	11	881	17	70	-	-	-	1536	20	81	1637							
III	607	4	606	31	74	3	714	16	66	1229	35	130	1397						
IV	443	13	524	-	-	-	-	-	443	13	68	524							
V	785	3	1052	46	143	1	1141	-	-	1736	49	407	2193						
VI	535	4	588	107	218	-	1264	-	-	1472	111	269	1852						
VII	1236	7	1280	-	-	-	45	-	45	1281	7	37	1325						
IX	779	81	887	32	272	12	978	11	61	1452	116	345	1926						
X	1630	37	1771	30	853	13	1718	-	-	2452	67	957	3489						
XI	1707	4	1875	13	895	2	1912	247	247	2956	17	1057	4052						
XII	853	108	988	-	-	-	-	-	-	853	108	24	988						
XIII	874	47	929	34	333	7	870	-	257	1370	81	597	2056						
XIV	381	7	389	9	30	1	220	-	-	561	16	31	609						
XV	664	21	685	53	26	-	336	-	27	921	74	53	1048						
XVI	372	42	427	55	356	27	1063	-	-	997	97	367	1490						
GRAND TOTALS:	12588	394	776	7	13565	7421	427	3270	66	11184	319	3	381	705	20128	824	4427	73	25452

TABLE 14

FALL TERM ENROLLMENT
1973-1974 School Year.
(Students enrolled in Career Education and College Parallel Divisions---
does not include enrollment in Adult Education Divisions)

Area School	Career Education		College Parallel		Other		Total		Part-Time		Total
	Full-Time M	Part-Time W	Full-Time M	Part-Time W	Full-Time M	Part-Time W	Full-Time M	Part-Time W	Full-Time M	Part-Time W	
I	590	292	1	3	886	-	-	-	590	292	886
II	445	213	1	10	669	554	344	33	37	968	1637
III	479	132	1	5	617	472	165	47	30	714	1397
IV	400	56	68	-	524	-	-	-	-	-	524
V	476	312	146	118	1052	604	393	67	77	1141	2193
VI	362	175	48	3	588	634	412	97	121	1264	1852
VII	830	413	34	3	1280	-	-	-	29	16	1325
VIII	559	301	11	16	887	433	261	160	124	978	1926
X	931	736	61	43	1771	585	267	441	425	1718	3489
XI	958	753	74	88	1873	679	336	470	427	1912	4032
XII	691	270	8	19	988	-	-	-	-	-	988
XIII	663	258	4	4	929	365	165	167	173	870	2056
XIV	318	70	1	-	389	132	57	11	20	220	609
XV	512	173	-	-	685	221	89	7	19	336	1048
XVI	150	264	2	11	427	430	250	186	197	1063	1490
GRAND TOTALS	8564	4418	460	323	13565	5109	2739	1686	1650	11184	25452

TABLE 15

1973-1974
 NORTHEAST IOWA AREA VOCATIONAL-TECHNICAL SCHOOL CALMAR
 NORTH CENTER
 AREA SCHOOL ENROLLMENT AT END OF SECOND WEEK OF TERM

STATE TITLE	TAXONOMY	IL T SE OP		FULL TIME		PART TIME		TOTAL TERM							
		NE Y PM BU	SV P CP JR	MALE RES	MALE NON	MALE RES	MALE NON		FEMALE RES	FEMALE NON					
AGRICULTURAL PRODUCTION	0101000000	03 02 03 03	03 02 03 03	25	0	0	0	0	0	0	0	0	25	FALL	Q
AGRICULTURAL SUPPLIES AND SERVICES	0102000000	03 02 03 03	03 02 03 03	17	0	0	0	0	0	0	0	0	17	FALL	Q
AGRICULTURAL POWER AND MACHINERY	0193010000	03 02 03 03	03 02 03 03	28	0	0	0	0	0	0	0	0	28	FALL	Q
GENERAL MERCHANDISE	0408000000	03 02 03 03	03 02 03 03	8	0	2	0	0	0	0	0	0	10	FALL	Q
HARDWARE AND BUILDING MATERIALS	0409000000	03 02 03 03	03 02 03 03	9	0	1	0	0	0	0	0	0	10	FALL	Q
NURSE ASSOCIATE DEGREE	0703010000	03 02 11 03	03 02 11 03	2	0	46	1	0	0	0	0	0	49	FALL	Q
PRACTICAL VOCATIONAL NURSE	0703020000	03 02 11 03	03 02 11 03	0	0	38	1	0	0	0	1	0	40	FALL	Q
HOME FURNISHINGS, EQUIPMENT, AND SERVICES	0902040000	03 02 03 03	03 02 03 03	1	0	14	0	0	0	0	0	0	15	FALL	Q
ACCOUNTANTS	1401010000	03 02 03 03	03 02 03 03	24	0	12	0	0	0	0	0	0	36	FALL	Q
BOOKKEEPERS	1401020000	03 02 11 03	03 02 11 03	6	0	5	0	0	0	0	1	0	12	FALL	Q
GENERAL OFFICE CLERKS	1403030000	03 02 11 03	03 02 11 03	0	0	25	0	0	0	0	0	0	25	FALL	Q
SECRETARIES	1407020000	03 02 11 03	03 02 11 03	0	0	25	0	0	0	0	0	0	25	FALL	Q
STRUCTURAL TECHNOLOGY	1601060300	03 02 03 03	03 02 03 03	23	0	1	0	0	0	0	0	0	24	FALL	Q
AUTO BODY REPAIR	1703010000	03 02 11 03	03 02 11 03	13	0	0	0	0	0	0	0	0	13	FALL	Q
AUTO MECHANICS	1703020000	03 02 11 03	03 02 11 03	32	0	0	0	0	0	0	0	0	32	FALL	Q
CARPENTRY	1710010000	03 02 11 03	03 02 11 03	12	0	0	0	0	0	0	0	0	12	FALL	Q
ELECTRICIAN	1710020000	03 02 11 03	03 02 11 03	13	0	0	0	0	0	0	0	0	13	FALL	Q
MASONRY CONSTRUCTION	1710040000	03 02 11 03	03 02 11 03	13	0	0	0	0	0	0	0	0	13	FALL	Q
PLUMBING AND PIPEFITTING	1710070000	03 02 11 03	03 02 11 03	7	0	0	0	0	0	0	0	0	07	FALL	Q
WELDING AND CUTTING	1723060000	03 02 11 03	03 02 11 03	7	1	1	0	0	0	0	0	0	09	FALL	Q
COSMETOLOGY	1726020000	03 02 11 03	03 02 11 03	0	0	11	0	0	0	0	0	0	11	FALL	Q
SITE TOTAL				240	01	181	02	00	00	02	00	00	426		

SOUTH CENTER
 SOUTHEAST IOWA AREA VOCATIONAL-TECHNICAL SCHOOL
 DUBUQUE
 AREA SCHOOL ENROLLMENT AT END OF SECOND WEEK OF TERM

STATE TITLE	TAXONOMY	IL T SE OP		FULL TIME		PART TIME		TOTAL TERM					
		NE Y PM BU	SV P CP JR	MALE RES	MALE NON	FEMALE RES	FEMALE NON						
DENTAL ASSISTING	0701010000	03 02 11 53		0	0	14	3	0	0	0	0	17 FALL	0
PRACTICAL VOCATIONAL NURSE	0703020000	03 02 11 03		0	0	38	5	0	0	0	0	23 FALL	0
CARE AND GUIDANCE OF CHILDREN	0902010000	03 02 11 53		1	0	5	1	0	0	0	0	07 FALL	0
ACCOUNTANTS	1401010000	03 02 03 67		13	0	2	0	1	0	0	0	16 FALL	0
BOOKKEEPERS	1401020000	03 02 11 03		4	0	5	0	0	0	0	0	09 FALL	0
GENERAL OFFICE CLERKS	1403030000	03 02 03 03		0	0	15	0	0	0	1	0	16 FALL	0
SECRETARIES	1407020000	03 02 03 03		0	0	20	1	0	0	0	0	21 FALL	0
AIR CONDITIONING	1701000000	03 02 11 53		13	0	0	0	0	0	0	0	13 FALL	0
AUTO MECHANICS	1703020000	03 02 11 03		18	0	0	0	0	0	0	0	18 FALL	0
WELDING AND CUTTING	1723060000	03 02 11 03		15	0	0	0	0	0	0	0	15 FALL	0
COOK/CHEF	1729020000	03 02 11 53		1	0	0	0	0	0	0	0	01 FALL	0
SITE TOTAL				65	00	99	10	01	00	01	00	176	



1973-1974
NORTH IOWA AREA COMMUNITY COLLEGE
MASON CITY
AREA 11 CAMPUS
AREA SCHOOL ENROLLMENT AT END OF SECOND WEEK OF TERM

STATE TITLE	TAXONOMY	FULL TIME		PART TIME		TOTAL TERM		
		RES	NON	RES	NON	RES	NON	
AGRICULTURAL PRODUCTION	0101000000	3	0	0	0	0	0	03 FALL S
AGRICULTURAL SUPPLIES AND SERVICES	0102000000	40	0	0	0	0	0	40 FALL S
AGRICULTURAL POWER AND MACHINERY	0103010000	15	0	0	0	0	0	15 FALL S
ACCOUNTING	0301000000	14	0	8	0	0	0	22 FALL S
CLERICAL	0314000002	0	0	6	0	0	0	06 FALL S
SECRETARIAL	0334000002	0	0	18	0	0	0	18 FALL S
LEGAL SECRETARIAL	0334100101	0	0	7	0	0	0	07 FALL S
LEGAL SECRETARIAL	0334100102	0	0	7	0	0	0	07 FALL S
MEDICAL SECRETARIAL	0334100201	0	0	20	0	0	0	20 FALL S
GENERAL MERCHANDISE SPECIALIST	0408010000	33	2	13	0	0	0	48 FALL S
NURSING ASSOCIATE DEGREE	0703010000	6	0	78	0	0	0	93 FALL S
PRACTICAL VOCATIONAL NURSE	0703020000	0	0	41	0	0	0	41 FALL S
MEDICAL ASSISTANT	0709040000	0	0	38	1	0	0	40 FALL S
BOOKKEEPERS	1401020000	0	0	1	0	0	0	01 FALL S
GENERAL OFFICE CLERKS	1403030000	0	0	15	0	0	0	15 FALL S
SECRETARIES	1407020000	0	0	26	0	0	0	26 FALL S
ELECTRONIC TECHNOLOGY	1601080000	35	0	0	0	0	0	35 FALL S
MECHANICAL TECHNOLOGY, MACHINE & TOOL DESIGN	1601130200	31	0	0	0	0	0	31 FALL S
LAW ENFORCEMENT	1606050002	30	0	6	0	0	0	36 FALL S
AIR CONDITIONING	1701000000	43	0	0	0	0	0	43 FALL S
AUTO MECHANICS	1703020000	38	0	0	0	0	0	38 FALL S
CARPENTRY	1710010000	15	0	0	0	0	0	16 FALL S
COLLEGE PARALLEL-NOT ELSEWHERE CLASSIFIED	1804000000	493	17	271	1	33	0	852 FALL S

SITE TOTAL

796 19 555 02 34 00 47 00 1453

STATE TITLE	TAXONOMY	IL SV	T P	S CP	E JR	OP BU	FULL TIME		PART TIME		TOTAL TERM	
							MALE RES	FEMALE RES	MALE RES	FEMALE RES		
AGRICULTURAL PRODUCTION												
DAIRY CATTLE MANAGEMENT	0101000000	03	02	03	03		42	0	0	0	0	42 FALL Q
AGRICULTURAL SUPPLIES AND SERVICES	2101010101	03	02	03	07		7	0	0	0	0	07 FALL Q
AGRICULTURAL POWER AND MACHINERY	0102000000	03	02	03	03	F	34	0	0	0	0	34 FALL Q
PARTSMA.	0103010000	03	02	03	03		29	0	0	0	0	29 FALL Q
GENERAL MERCHANDISE	0403100000	03	02	03	17		6	0	0	0	0	06 FALL Q
HOTEL AND LODGING	0408000000	03	02	03	03		6	0	0	0	0	06 FALL Q
NURSING ASSOCIATE DEGREE	0411000000	03	02	03	67		2	0	2	0	0	12 FALL Q
PRACTICAL VOCATIONAL NURSE	0703010000	03	02	11	03		0	0	23	0	1	05 FALL Q
GENERAL OFFICE CLERKS	0703020000	03	02	11	03		3	0	42	1	0	28 FALL Q
SECRETARIES	1403030000	03	02	03	03		0	0	18	1	0	46 FALL Q
AUTO BODY REPAIR	1407020000	03	02	03	03		0	0	21	0	0	19 FALL Q
AUTO MECHANICS	1703010000	03	02	11	03		18	0	0	0	0	21 FALL Q
CARPENTRY	1703020000	03	02	11	03		28	1	0	0	0	18 FALL Q
SMALL ENGINE REPAIR	1710010000	03	02	11	53		2	0	0	0	0	29 FALL Q
COLLEGE PARALLEL-NOT ELSEWHERE CLASSIFIED	1731000000	03	02	11	03		15	0	0	0	0	02 FALL Q
REMEDIATION	1804000000	03	08	11	22		54	0	27	0	10	15 FALL Q
	2300240000	03	05	01	05		24	0	8	0	0	103 FALL Q

SITE TOTAL

270 01 147 02 13 00 15 00 448

1973-1974
IOWA LAKES COMMUNITY COLLEGE
NORTH ATTENDANCE CENTER ESTHERVILLE
AREA SCHOOL ENROLLMENT AT END OF SECOND WEEK OF TERM

STATE TITLE	TAXONOMY	IL T SE OP		FULL TIME		PART TIME		TOTAL TERM						
		NE Y PM BU	SV P CP JR	MALE RES	FEMALE RES	MALE RES	FEMALE RES							
OFFICE MANAGEMENT AND SUPERVISION	0326050000	03 06 11 22		0	0	10	0	0	0	0	0	10	FALL	0
SECRETARIAL	0334000001	03 06 11 22		0	0	13	0	0	0	0	0	0	FALL	0
MARKETING MANAGEMENT	0400002900	03 06 11 22		9	1	2	0	0	0	0	0	0	FALL	0
JOURNALISM PHOTOGRAPHY	0504990000	03 06 11 22		3	0	5	0	1	0	0	0	0	FALL	0
ACCOUNTANTS	1401010000	03 02 11 03		9	1	13	0	0	0	0	0	0	FALL	0
REHABILITATION FACILITIES SPECIALIST	1603110000	03 06 11 22		0	0	9	0	0	0	0	0	0	FALL	0
COLLEGE PARALLEL-NOT ELSEWHERE CLASSIFIED	1804000000	03 08 11 22		241	28	95	2	22	3	19	0	0	FALL	0
SITE TOTAL				262	30	147	02	23	03	19	00	00		486

1973-1974
IOWA LAKES COMMUNITY COLLEGE ALCOYA
IOWA LAKES COMM COLLEGE
AREA SCHOOL ENROLLMENT AT END OF SECOND WEEK OF TERM

STATE TITLE	TAXONOMY	IL T SE OP		FULL TIME		PART TIME		TOTAL TERM						
		NE Y PM BU	SV P CP JR	MALE RES	FEMALE RES	MALE RES	FEMALE RES							
HEALTH OCCUPATIONS EDUCATION	0700000000	02 01 11 22		0	0	0	0	1	0	17	0	0	FALL	0
SMALL ENGINE MECHANICS	1731000000	02 01 11 22		0	0	0	0	32	0	0	0	0	FALL	0
COLLEGE PARALLEL-NOT ELSEWHERE CLASSIFIED	1804000000	03 08 11 22		93	0	0	0	7	0	0	0	0	FALL	0
SITE TOTAL				93	00	00	00	40	00	17	00	00		150

K

1973-1974
IOWA LAKES COMMUNITY COLLEGE
IOWA LAKES COMM COLLEGE
SPENCER
AREA SCHOOL ENROLLMENT AT END OF SECOND WEEK OF TERM

STATE TITLE	TAXONOMY	IL NE	T Y	SE PM	OP BU	FULL TIME		PART TIME		TOTAL TERM						
						MALE NON	FEMALE RES	MALE NON	FEMALE RES							
COLLEGE PARALLEL-NOT ELSEWHERE CLASSIFIED	1804000000	03	08	11	22	29	0	0	0	0	1	0	0	32	FALL	Q
SITE TOTAL																
29 00 00 00 02 00 01 00 32																

140

1973-1974
IOWA LAKES COMMUNITY COLLEGE
IOWA LAKES COMM COLLEGE
SYEA CITY
AREA SCHOOL ENROLLMENT AT END OF SECOND WEEK OF TERM

STATE TITLE	TAXONOMY	IL NE	T Y	SE PM	OP BU	FULL TIME		PART TIME		TOTAL TERM						
						MALE NON	FEMALE RES	MALE NON	FEMALE RES							
COLLEGE PARALLEL-NOT ELSEWHERE CLASSIFIED	1804000000	03	08	11	22	14	0	2	0	0	0	0	0	16	FALL	Q
SITE TOTAL																
14 00 02 00 00 00 00 00 16																

1973-1974
NORTHWEST IOWA VOCATIONAL SCHOOL
AREA IV CAMPUS
AREA SCHOOL ENROLLMENT AT END OF SECOND WEEK OF TERM

SHELDON

STATE TITLE	TAXONOMY	IL T SE OP		FULL TIME		PART TIME		TOTAL TERM								
		SV	PCP JR	RES	NON	RES	NON									
AGRICULTURAL PRODUCTION	0101000000	03	02 11 03	24	0	0	0	0	0	0	0	0	0	24	FALL	Q
BOOKKEEPERS	1401020000	03	02 03 03	5	0	15	0	0	0	0	0	0	0	20	FALL	Q
GENERAL OFFICE CLERKS	1403030000	03	02 11 03	0	0	20	0	0	0	0	0	0	0	20	FALL	Q
SECRETARIES	1407020000	03	02 03 03	0	0	19	0	0	0	0	0	0	0	19	FALL	Q
MECHANICAL TECHNOLOGY, MACHINE & TOOL DESIGN	1601130200	03	02 11 03	7	0	0	0	0	0	0	0	0	0	07	FALL	Q
AIR CONDITIONING	1701000000	03	02 11 03	15	2	0	0	0	0	0	0	0	0	17	FALL	Q
AUTO BODY REPAIR	1703010000	02	02 11 03	0	0	0	0	30	0	0	0	0	0	30	FALL	Q
AUTO BODY REPAIR	1703010000	03	02 11 03	9	2	0	0	0	0	0	0	0	0	11	FALL	Q
AUTO MECHANICS	1703020000	02	02 11 03	0	0	0	0	13	0	0	0	0	0	13	FALL	Q
AUTO MECHANICS	1703020000	03	02 11 03	22	0	0	0	0	0	0	0	0	0	22	FALL	Q
SERVICE STATION MECHANIC	1703020100	03	02 11 03	6	3	0	0	0	0	0	0	0	0	09	FALL	Q
CARPENTRY	1710010000	03	02 11 03	17	0	0	0	0	0	0	0	0	0	17	FALL	Q
ELECTRICIAN	1710020000	03	02 11 03	16	2	0	0	0	0	0	0	0	0	18	FALL	Q
HEAVY EQUIPMENT-CONSTRUCTION	1710030000	03	02 11 03	11	0	0	0	0	0	0	0	0	0	11	FALL	Q
MASONRY CONSTRUCTION	1710040000	03	02 11 53	8	0	0	0	0	0	0	0	0	0	08	FALL	Q
PLUMBING AND PIPEFITTING	1710070000	03	02 11 03	16	0	0	0	0	0	0	0	0	0	16	FALL	Q
CUSTODIAL SERVICES	1711000000	03	02 02 06	8	0	0	0	0	0	0	0	0	0	08	FALL	Q
CUSTODIAL SERVICES	1711000000	03	02 03 03	8	0	0	0	0	0	0	0	0	0	08	FALL	Q
DIESEL MECHANIC	1712000000	03	02 11 03	30	0	0	0	0	0	0	0	0	0	30	FALL	Q
MECHANICAL DRAFTING	1713030000	03	02 11 03	10	0	2	0	0	0	0	0	0	0	12	FALL	Q
INDUSTRIAL ELECTRICIAN	1714010000	03	02 11 03	22	2	0	0	0	0	0	0	0	0	24	FALL	Q
LINEMAN	1714020000	03	02 11 03	45	1	0	0	0	0	0	0	0	0	46	FALL	Q
WELDING AND CUTTING	1723060000	02	02 11 03	0	0	0	0	0	0	25	0	0	0	25	FALL	Q
WELDING AND CUTTING	1723060000	03	02 11 03	11	1	0	0	0	0	0	0	0	0	12	FALL	Q

1973-1974
 IOWA CENTRAL COMMUNITY COLLEGE
 FORT DODGE CENTER
 FORT DODGE
 AREA SCHOOL ENROLLMENT AT END OF SECOND WEEK OF TERM

STATE TITLE	TAXONOMY	IL T SE OP		FULL TIME		PART TIME		TOTAL TERM								
		SV	PC	JR	BU	RES	NON		RES	NON						
AGRICULTURAL SUPPLIES AND SERVICES	0102000000	03	02	03	03	19	0	0	0	0	0	0	0	19	FALL	S
AGRICULTURAL POWER AND MACHINERY	0103010000	03	02	11	03	18	0	0	0	0	0	0	0	18	FALL	S
APPAREL AND ACCESSORIES	0402000000	03	02	03	03	0	0	51	0	0	0	0	0	51	FALL	S
FOOD DISTRIBUTION	0406000000	03	02	03	03	51	0	0	0	0	0	0	0	51	FALL	S
GENERAL MERCHANDISE SPECIALIST	0408010000	03	02	03	03	46	0	3	0	0	0	0	0	49	FALL	S
DENTAL ASSISTING	0701010000	03	02	11	03	0	0	28	0	0	0	0	0	28	FALL	S
NURSING ASSOCIATE DEGREE	0703010000	03	02	11	03	4	0	84	0	0	0	0	2	90	FALL	S
PRACTICAL VOCATIONAL NURSE	0703020000	03	02	11	03	1	0	33	0	0	0	0	1	35	FALL	S
ENVIRONMENTAL HEALTH	0707000000	03	06	11	22	6	0	1	0	1	0	0	0	8	FALL	S
MEDICAL ASSISTANT	0709040000	03	02	11	03	0	0	25	1	0	0	0	0	26	FALL	S
GENERAL OFFICE CLERKS	1403030000	03	02	11	03	0	0	21	0	0	0	0	0	21	FALL	S
EDUCATIONAL ASSISTANT	1406010000	03	06	11	22	2	1	27	0	1	0	0	0	31	FALL	S
EXECUTIVE SECRETARY	1407010000	03	02	03	03	0	0	36	0	0	0	0	0	36	FALL	S
ELECTRONIC TECHNOLOGY	1601080000	03	02	11	03	32	0	0	0	0	0	0	0	32	FALL	S
LAW ENFORCEMENT	1606050001	03	06	11	22	0	0	0	0	3	0	1	0	4	FALL	S
LAW ENFORCEMENT	1606050002	03	06	11	22	25	0	5	0	3	0	0	0	33	FALL	S
AUTO MECHANICS	1703020000	03	02	11	03	31	1	0	0	0	0	0	0	32	FALL	S
SERVICE STATION MECHANIC	1703020100	03	02	03	03	8	0	0	0	0	0	0	0	8	FALL	S
MECHANICAL ORAFTING	1713030000	03	02	11	03	19	0	0	0	0	0	0	0	19	FALL	S
RADIO AND TV BROADCASTING	1715990000	03	02	03	03	42	1	2	0	0	0	0	0	45	FALL	S
MACHINE SHOP	1723020000	03	02	11	03	15	0	0	0	0	0	0	0	15	FALL	S
WELDING AND CUTTING	1723060000	03	02	11	03	18	0	0	0	0	0	0	0	18	FALL	S
COLLEGE PARALLEL-NOT ELSEWHERE CLASSIFIED	1804000000	03	08	11	22	377	37	285	3	41	0	49	0	792	FALL	S

SITE TOTAL 714 40 601 04 49 00 53 00 1461

1973-1974
IOWA CENTRAL COMMUNITY COLLEGE
WEBSTER CITY CENTER
AREA SCHOOL ENROLLMENT AT END OF SECOND WEEK OF TERM

STATE TITLE	TAXONOMY	IL T SE OP		NE Y PM BU		SV P CP JR		FULL TIME		MALE		FEMALE		PART TIME		TOTAL TERM
		RES	NON	RES	NON	RES	NON	RES	NON	RES	NON	RES	NON	RES	NON	
ORNAMENTAL HORTICULTURE	0105000000	03	06	11	22	10	0	0	5	0	0	0	0	0	0	15 FALL
GENERAL OFFICE CLERKS	1403030000	03	02	03	03	0	0	0	3	0	0	0	0	0	0	03 FALL
SECRETARIES	1407020000	03	02	03	03	0	0	0	10	0	0	0	0	0	0	10 FALL
COLLEGE PARALLEL-NOT ELSEWHERE CLASSIFIED	1804000000	03	08	11	22	79	2	33	2	9	1	11	0	0	137 FALL	
SITE TOTAL		89	02	51	02	09	01	11	00	165						

1973-1974
IOWA CENTRAL COMMUNITY COLLEGE
EAGLE GROVE CENTER
AREA SCHOOL ENROLLMENT AT END OF SECOND WEEK OF TERM

STATE TITLE	TAXONOMY	IL T SE OP		NE Y PM BU		SV P CP JR		FULL TIME		MALE		FEMALE		PART TIME		TOTAL TERM
		RES	NON	RES	NON	RES	NON	RES	NON	RES	NON	RES	NON	RES	NON	
GENERAL OFFICE CLERKS	1403030000	03	02	03	03	0	0	0	15	0	0	0	0	0	0	15 FALL
COMMUNITY SERVICE ASSOCIATE	1513050000	03	06	11	22	1	0	6	0	0	0	0	0	0	0	07 FALL
COLLEGE PARALLEL-NOT ELSEWHERE CLASSIFIED	1805000000	03	08	11	22	64	0	25	1	8	0	16	0	0	114 FALL	
SITE TOTAL		65	00	46	01	08	00	16	00	136						

1973-1974

IOWA CENTRAL COMMUNITY COLLEGE
STORM LAKE CENTER
STORM LAKE
AREA SCHOOL ENROLLMENT AT END OF SECOND WEEK OF TERM

STATE TITLE	TAXONOMY	IL T SE OP		FULL TIME		PART TIME		TOTAL TERM					
		SV	Y P CP JR	MALE RES	FEMALE NON	MALE RES	FEMALE NON	RES	NON				
AGRICULTURE EDUCATION	0100000000	02	01 11 22	0	0	0	0	43	0	0	0	43	FALL S
BUSINESS EDUCATION	3300000000	02	02 11 22	0	0	0	0	0	0	11	0	11	FALL S
HEALTH OCCUPATIONS EDUCATION	0700000000	02	01 11 22	0	0	0	0	2	0	27	0	29	FALL S
GENERAL OFFICE CLERKS	1403030000	02	02 11 22	0	0	0	0	0	0	9	0	09	FALL S
SECRETARIES	1407020000	02	02 11 22	0	0	0	0	0	0	25	0	25	FALL S
COSMETOLOGY	1726020000	02	02 11 22	0	0	0	0	0	0	11	0	11	FALL S
SMALL ENGINE MECHANICS	1731000000	02	01 11 22	0	0	0	0	65	0	0	0	65	FALL S
SITE TOTAL				00	00	00	00	110	00	83	00	193	

144

1973-1974
IOWA CENTRAL COMMUNITY COLLEGE
HUMBOLDT CENTER
HUMBOLDT
AREA SCHOOL ENROLLMENT AT END OF SECOND WEEK OF TERM

STATE TITLE	TAXONOMY	IL T SE OP		FULL TIME		PART TIME		TOTAL TERM					
		SV	Y P CP JR	MALE RES	FEMALE NON	MALE RES	FEMALE NON	RES	NON				
HEALTH OCCUPATIONS EDUCATION	0700000000	02	01 11 22	0	0	0	0	2	0	32	0	34	FALL S
SMALL ENGINE MECHANICS	1731000000	02	01 11 22	0	0	0	0	34	0	0	0	34	FALL S
SITE TOTAL				00	00	00	00	36	00	32	00	68	



1973-1974
IOWA VALLEY COMMUNITY COLLEGE DISTRICT
MARSHALLTOWN COMM COL
MARSHALLTOWN
AREA SCHOOL ENROLLMENT AT END OF SECOND WEEK OF TERM

STATE TITLE	TAXONOMY	IL T SE OP		FULL TIME		PART TIME		TOTAL TERM				
		NE Y PM BU	SV P CP JR	MALE RES	MALE NON	MALE RES	MALE NON		FEMALE RES	FEMALE NON		
ACCOUNTING	0301000000	03 06 11 22	18	3	2	0	11	0	7	0	41	FALL S
CLERICAL	0314000001	03 06 11 22	0	0	2	0	0	0	0	0	02	FALL S
SECRETARIAL	0334000001	03 06 11 22	0	0	8	0	0	0	1	0	09	FALL S
SECRETARIAL	0334000002	03 06 11 22	0	0	16	0	0	0	1	0	17	FALL S
JOURNALISM	0504030000	03 06 11 22	0	0	3	0	2	0	1	0	12	FALL S
DENTAL ASSISTING	0701010000	03 02 11 03	0	0	22	0	0	0	0	0	22	FALL S
PRACTICAL VOCATIONAL NURSE	0703020000	03 02 11 03	1	0	43	0	0	0	0	0	44	FALL S
MEDICAL ASSISTANT	0709040000	03 02 11 03	0	0	10	0	0	0	0	0	10	FALL S
RECREATION SPECIALIST	0804000000	03 06 11 22	7	4	5	0	0	0	2	0	18	FALL S
COMMUNITY SERVICE ASSOCIATE	1513050000	03 06 11 22	2	0	0	0	0	0	0	0	05	FALL S
ELECTRONIC TECHNOLOGY	1601080000	03 02 11 03	16	0	1	0	15	0	2	0	34	FALL S
MECHANICAL TECHNOLOGY, MACHINE & TOOL DESIGN	1601130200	03 02 11 03	17	0	1	0	12	0	0	0	30	FALL S
AUTOMOTIVE SERVICES	1703000000	02 01 11 22	0	0	0	0	20	0	1	0	21	FALL S
AUTO MECHANICS	1703020000	03 02 11 03	20	1	0	0	0	0	0	0	21	FALL S
RADIO/TELEVISION	1715030000	03 02 11 03	8	0	0	0	0	0	0	0	08	FALL S
MACHINE SHOP	1723020000	03 02 11 03	10	0	0	0	0	0	0	0	10	FALL S
TOOL AND DIE MAKING	1723070000	03 02 11 03	2	0	0	0	0	0	0	0	02	FALL S
COLLEGE PARALLEL--NOT ELSEWHERE CLASSIFIED	1804000000	03 08 11 22	201	37	162	0	73	0	86	0	559	FALL S
SITE TOTAL			308	45	275	00	133	00	104	00	865	

1973-1974

IOWA VALLEY COMMUNITY COLLEGE DISTRICT
 ELLSWORTH COMM COLLEGE IOWA FALLS
 AREA SCHOOL ENROLLMENT AT END OF SECOND WEEK OF TERM

STATE TITLE	TAXONOMY	IL T SE OP		FULL TIME		PART TIME		TOTAL TERM													
		SV	CP	RES	NON	RES	NON														
AGRICULTURAL PRODUCTION	0101000000	03	02	03	17	0	0	0	0	0	0	0	0	26	FALL	S					
ANIMAL SCIENCE-PRODUCTION MANAGEMENT	0101010600	03	02	03	03	21	1	0	0	0	0	0	0	23	FALL	S					
AGRICULTURAL SUPPLIES AND SERVICES	0102000000	03	02	03	67	14	0	0	0	0	0	0	0	14	FALL	S					
SECRETARIAL	0334000001	03	06	11	22	0	0	19	0	0	0	0	0	19	FALL	S					
SECRETARIAL	0334000002	03	06	11	22	0	0	2	0	0	0	0	0	2	FALL	S					
LEGAL SECRETARIAL	0334100102	03	06	11	22	0	0	1	0	0	0	0	0	1	FALL	S					
MEDICAL SECRETARIAL	0334100201	03	06	11	22	0	0	3	0	0	0	0	0	3	FALL	S					
APPAREL AND ACCESSORIES	0402000000	03	02	03	03	0	0	57	1	0	0	0	0	58	FALL	S					
GENERAL MERCHANDISE SPECIALIST	0408010000	03	02	03	03	42	1	8	0	1	0	0	0	52	FALL	S					
PETROLEUM	0416000000	03	02	03	03	17	0	0	0	0	0	0	0	17	FALL	S					
HUMAN SERVICES-INSTITUTIONAL CHILDO CARE	0902010100	03	06	11	22	7	0	56	0	0	0	1	0	64	FALL	S					
GENERAL OFFICE CLERKS	1403030000	03	02	03	03	0	0	11	0	0	0	0	0	11	FALL	S					
SECRETARIES	1407020000	03	02	03	03	0	0	20	0	0	0	0	0	20	FALL	S					
COLLEGE PARALLEL-NOT ELSEWHERE CLASSIFIED	1804000000	03	08	11	22	289	60	130	3	11	0	19	0	512	FALL	S					
SITE TOTAL													416	62	308	04	12	00	20	00	822

1973-1974
HAWKEYE INSTITUTE OF TECHNOLOGY
AREA VII CAMPUS
WATERLOO
AREA SCHOOL ENROLLMENT AT END OF SECOND WEEK OF TERM

STATE TITLE	TAXONOMY	IL T SE OP		MALE		FULL TIME		FEMALE		PART TIME		TOTAL TERM			
		NE Y PM BU	SV P CP JR	RES	NON	RES	NON	RES	NON	RES	NON	RES	NON		
ANIMAL SCIENCE-PRODUCTION MANAGEMENT	0101010600	03	02	03	03	74	2	2	0	0	0	0	78	FALL	0
CROP SCIENCE-PRODUCTION	0101020100	03	02	03	67	4	0	0	0	0	0	0	04	FALL	0
AGRICULTURAL POWER AND MACHINERY	0103010000	03	02	11	03	27	0	0	0	0	0	0	27	FALL	0
TURF MANAGEMENT	0105060000	03	02	03	03	35	0	3	0	0	0	0	38	FALL	0
PAKSMAN	0403100000	03	02	11	03	9	0	0	0	0	0	0	09	FALL	0
GENERAL MERCHANDISE SPECIALIST	0408010000	03	02	03	67	1	0	0	0	0	0	0	01	FALL	0
DENTAL ASSISTING	0701010000	03	02	11	03	0	0	19	0	0	0	0	19	FALL	0
MEDICAL LABORATORY ASSISTING	0702030000	03	02	11	03	0	0	23	0	0	0	0	23	FALL	0
PRACTICAL VOCATIONAL NURSE	0703020000	03	02	11	03	0	0	88	1	0	0	1	90	FALL	0
NURSING ASSISTANCE AIDE	0703030000	03	03	11	03	0	0	10	0	0	0	0	10	FALL	0
CLOTHING MANAGEMENT, PRODUCTION, AND SERVICE	0902020000	03	02	03	03	0	0	42	0	0	0	0	42	FALL	0
HOME FURNISHINGS, EQUIPMENT, AND SERVICES	0902040000	03	02	11	03	4	0	46	0	0	0	0	50	FALL	0
ACCOUNTANTS	1401010000	03	02	03	67	25	0	9	0	0	0	0	34	FALL	0
BOOKKEEPERS	1401020000	03	02	11	53	5	0	9	0	0	0	0	14	FALL	0
GENERAL OFFICE CLERKS	1403030000	03	02	11	03	0	0	25	0	0	0	1	26	FALL	0
GENERAL OFFICE CLERKS	1403030000	03	02	13-23	23	0	0	14	0	0	0	0	14	FALL	0
MEDICAL OFFICE CLERKS	1403030100	03	02	11	03	0	0	21	0	0	0	0	21	FALL	0
EXECUTIVE SECRETARY	1407010000	03	02	03	67	0	0	20	0	0	0	0	20	FALL	0
SECRETARIES	1407020000	03	02	11	53	0	0	22	0	0	0	1	23	FALL	0
STRUCTURAL TECHNOLOGY	1601060300	03	02	11	03	27	1	0	1	0	3	0	31	FALL	0
ELECTRONIC TECHNOLOGY	1601080000	03	02	11	03	67	0	2	0	0	0	0	69	FALL	0
MECHANICAL TECHNOLOGY, MACHINE & TOOL DESIGN	1601130200	03	02	11	03	28	0	2	0	0	0	0	30	FALL	0
POLICE SCIENCE TECHNOLOGY	1606050000	03	02	11	03	62	0	7	0	1	0	0	70	FALL	0
AIR CONDITIONING	1701000000	03	02	13	23	16	0	0	0	0	0	0	16	FALL	0

HARVEY INSTITUTE OF TECHNOLOGY
 AREA VII CAMPUS WATERLOO
 AREA SCHOOL ENROLLMENT AT END OF SECOND WEEK OF TERM

STATE TITLE	TAXONOMY	IL		SE		OP		FULL TIME		PART TIME		TOTAL TERM			
		SV	CP	Y	PM	BU	MALE	NON	RES	MALE	NON		RES	NON	
AUTO BOUY R..PAIR	1703010000	03	02	11	03	26	0	0	0	0	0	0	26	FALL	Q
AUTO MECHANICS	1703020000	03	02	11	03	54	0	1	0	0	0	0	55	FALL	Q
AIRCRAFT MAINTENANCE	1704010000	03	02	11	03	28	0	1	0	0	0	0	29	FALL	Q
COMMERCIAL ART OCCUPATIONS	1707000000	03	02	11	03	46	1	44	0	0	0	0	91	FALL	Q
COMMERCIAL PHOTOGRAPHY	1709000000	03	02	11	03	63	1	9	0	0	0	0	73	FALL	Q
CARPENTRY	1710010000	02	02	11	22	0	0	0	0	30	0	0	30	FALL	Q
CUSTODIAL SERVICES	1711000000	03	02	13	23	13	0	2	0	0	0	0	15	FALL	Q
DIESEL MECHANIC	1712000000	03	02	11	03	25	1	0	0	0	0	0	26	FALL	Q
ARCHITECTURAL DRAFTING	1713010000	03	02	11	03	16	0	5	0	0	0	0	21	FALL	Q
MECHANICAL DRAFTING	1713030000	03	02	11	03	17	0	1	0	0	0	0	18	FALL	Q
RADIO/TELEVISION	1715030000	03	02	11	03	13	0	0	0	0	0	0	13	FALL	Q
MACHINE SHOP	1723020000	03	02	11	03	13	0	0	0	0	0	0	13	FALL	Q
MACHINE OPERATOR	1723030000	03	02	11	03	6	0	0	0	0	0	0	06	FALL	Q
MACHINE TOOL MAINTENANCE	1723040000	03	02	11	03	12	0	0	0	0	0	0	12	FALL	Q
WELDING AND CUTTING	1723060000	03	02	11	03	33	0	1	0	0	0	0	34	FALL	Q
TOOL AND DIE MAKING	1723070000	03	02	11	03	39	0	0	0	0	0	0	39	FALL	Q

SITE TOTAL

188	06	428	01	34	00	03	00	1260
-----	----	-----	----	----	----	----	----	------

1973-1974
EASTERN IOWA COMMUNITY COLLEGE DISTRICT
SCOTT COMM COL
DAVENPORT
AREA SCHOOL ENROLLMENT AT END OF SECOND WEEK OF TERM

STATE TITLE	TAXONOMY	IL T SE OP		FULL TIME		PART TIME		TOTAL TERM						
		SV	Y P CP JR	MALE RES	NON RES	MALE RES	NON RES							
MEDICAL LABORATORY ASSISTING	0702030000	03	02 11 03	0	1	19	4	0	0	24	FALL	Q		
NURSING ASSOCIATE DEGREE	0703010000	03	02 11 53	1	1	15	4	0	0	3	0	24	FALL	Q
PRACTICAL VOCATIONAL NURSE	0703020000	03	02 11 03	2	0	65	4	0	1	4	0	76	FALL	Q
SURGICAL TECHNICIAN D.R.T.	0703050000	03	02 11 03	3	1	18	5	0	0	0	0	27	FALL	Q
HOME FURNISHINGS, EQUIPMENT, AND SERVICES	0902040000	03	02 11 03	1	2	12	2	0	0	1	0	18	FALL	Q
ACCOUNTANTS	1401010000	03	02 11 03	11	0	14	0	2	0	1	0	28	FALL	Q
PROGRAMMERS	1402030000	03	02 11 03	10	0	13	2	4	0	3	0	32	FALL	Q
GENERAL OFFICE CLERKS	1403030000	03	02 03 03	0	0	10	0	0	0	0	0	10	FALL	Q
SECRETARIES	1407020000	03	02 03 03	0	0	20	1	0	0	0	0	21	FALL	Q
ELECTRONIC TECHNOLOGY	1501080000	03	02 11 03	10	0	0	0	1	0	0	0	11	FALL	Q
ELECTRO MECHANICAL TECHNOLOGY	1601090000	03	02 11 03	43	3	1	0	2	0	0	0	49	FALL	Q
MECHANICAL TECHNOLOGY DESIGN AND PRODUCTION	1601139900	03	02 11 03	9	0	1	0	0	0	0	0	10	FALL	Q
POLICE SCIENCE TECHNOLOGY	1606050000	03	02 13 21	11	3	0	0	0	0	0	0	14	FALL	Q
AIR CONDITIONING	1701000000	03	02 11 03	29	5	0	0	0	0	0	0	34	FALL	Q
AUTO BODY REPAIR	1703010000	03	02 11 03	20	2	0	0	0	0	0	0	22	FALL	Q
AUTO MECHANICS	1703020000	03	02 11 03	33	5	0	0	0	0	0	0	38	FALL	Q
WELDING AND CUTTING	1723060000	03	02 11 03	11	0	0	0	0	0	0	0	11	FALL	Q
SMALL ENGINE REPAIR	1731000000	03	02 11 03	43	14	0	0	0	0	0	0	57	FALL	Q
CAREER COUNSELING	3221120000	03	05 01 05	0	0	0	0	15	0	32	0	47	FALL	Q

SITE TOTAL

237 37 188 22 24 01 44 00 553

CLINTON COMM COL
AREA SCHOOL ENROLLMENT AT END OF SECOND WEEK OF TERM

STATE TITLE	TAXONOMY	IL 7 SE OP		FULL TIME		PART TIME		TOTAL TERM									
		SV	CP	RES	NON	RES	NON	RES	NON								
CLERICAL	0314000001	03	06	11	22	0	0	5	0	0	0	0	0	05	FALL	S	
SECRETARIAL	0334000002	03	06	11	22	0	0	19	0	0	0	1	0	20	FALL	S	
NURSING ASSOCIATE DEGREE	0703010000	03	02	11	03	3	2	46	3	0	0	2	0	56	FALL	S	
PRACTICAL VOCATIONAL NURSE	0703020000	03	02	11	03	0	0	18	5	0	0	0	0	23	FALL	S	
ELECTRONIC TECHNOLOGY	1601090000	03	02	11	03	38	2	0	0	0	0	0	0	40	FALL	S	
LAW ENFORCEMENT	1606050002	03	06	11	22	1	0	1	0	13	0	0	0	15	FALL	S	
ARCHITECTURAL DRAFTING	1713010000	03	02	03	03	17	0	1	0	0	0	0	0	18	FALL	S	
COLLEGE PARALLEL-NOT ELSEWHERE CLASSIFIED	1804000000	03	08	11	22	150	9	78	0	76	4	65	5	387	FALL	S	
SITE TOTAL		209		13		168		89		04		68		05		564	

100
50

1973-1974
EASTERN IOWA COMMUNITY COLLEGE DISTRICT
MUSCATINE CO COL
AREA SCHOOL ENROLLMENT AT END OF SECOND WEEK OF TERM

STATE TITLE	TAXONOMY	IL 7 SE OP		FULL TIME		PART TIME		TOTAL TERM									
		SV	CP	RES	NON	RES	NON	RES	NON								
AGRICULTURAL PRODUCTION	0101000000	03	02	03	03	24	1	10	0	0	0	0	0	25	FALL	S	
AGRICULTURAL SUPPLIES AND SERVICES	0102000000	03	02	03	03	26	1	0	0	0	0	0	0	27	FALL	S	
SECRETARIAL	0334000002	03	06	11	22	0	0	19	0	0	0	4	0	23	FALL	S	
GENERAL OFFICE CLERKS	1403030000	03	02	03	17	0	0	4	0	0	0	1	0	05	FALL	S	
EDUCATIONAL ASSISTANT	1406010000	03	06	11	22	2	0	7	1	1	0	1	0	12	FALL	S	
SECRETARIES	1407020000	03	02	03	17	0	0	14	0	0	0	1	0	15	FALL	S	
LAW ENFORCEMENT	1606050002	03	06	11	22	33	2	5	0	10	0	0	0	50	FALL	S	
CARPENTRY	1710010000	03	02	11	53	9	0	0	0	0	0	0	0	09	FALL	S	
COLLEGE PARALLEL-NOT ELSEWHERE CLASSIFIED	1804000000	03	08	11	22	220	16	122	4	52	3	48	0	466	FALL	S	
REMIEDIATION	2200240000	03	01	01	17	24	0	0	0	1	0	0	0	25	FALL	S	
SITE TOTAL		338		20		171		85		65		83		55		657	

1973-1974
KIRKWOOD COMMUNITY COLLEGE
CEDAR RAPIDS
AREA X CAMPUS
AREA SCHOOL ENROLLMENT AT END OF SECOND WEEK OF TERM

STATE TITLE	TAXONOMY	IL T SE OP		FULL TIME		PART TIME		TOTAL TERM									
		NE Y PM BU	SV P CP JR	MALE RES	MALE NON	MALE RES	MALE NON										
AGRICULTURAL PRODUCTION	0101000000	03	02	03	03	41	1	1	0	2	0	0	0	0	45	FALL	0
ANIMAL SCIENCE-HORSES	0101010103	03	02	03	67	5	1	17	0	0	0	0	2	0	25	FALL	0
AGRICULTURAL SUPPLIES AND SERVICES	0102000000	03	02	03	03	20	2	6	0	1	0	0	1	0	30	FALL	0
AGRICULTURAL POWER AND MACHINERY	0103010000	03	02	11	03	26	0	0	0	0	0	0	0	0	26	FALL	0
AGRICULTURAL STRUCTURES	0104020000	03	02	11	53	10	0	0	0	0	0	0	0	0	10	FALL	0
FLORICULTURE	0105020000	03	02	03	03	4	0	27	1	0	0	0	0	0	32	FALL	0
TURF MANAGEMENT	0105060000	03	02	03	03	29	0	0	0	0	0	0	0	0	29	FALL	0
LANDSCAPE, NURSERY & GARDEN CENTER	0105110000	03	02	03	03	26	0	14	0	0	0	0	1	0	41	FALL	0
AGRICULTURAL RESOURCES	0106000000	03	02	03	03	36	0	2	0	1	0	0	0	0	39	FALL	0
APPAREL AND ACCESSORIES	0402000000	03	02	03	03	0	0	58	0	0	0	0	1	0	59	FALL	0
FOOD DISTRIBUTION	0406000000	03	02	03	03	25	0	1	0	1	0	0	0	0	27	FALL	0
GENERAL MERCHANDISE SPECIALIST	0408010000	03	02	03	03	37	1	3	0	4	0	0	0	0	45	FALL	0
HOME FURNISHINGS	0410000000	03	02	03	03	1	0	11	0	0	0	0	1	0	13	FALL	0
INDUSTRIAL MARKETING	0412000000	03	02	03	17	9	0	0	0	3	0	0	0	0	12	FALL	0
DENTAL ASSISTING	0701010000	03	02	11	03	0	0	47	0	0	0	0	0	0	47	FALL	0
DENTAL LABORATORY TECHNOLOGY	0701030000	03	02	11	03	20	3	13	1	0	0	0	0	0	37	FALL	0
NURSING ASSOCIATE DEGREE	0703010000	03	02	11	03	2	0	35	1	4	0	0	0	0	38	FALL	0
PRACTICAL VOCATIONAL NURSE	0703020000	03	02	11	03	4	0	94	0	0	0	0	1	0	99	FALL	0
SURGICAL TECHNICIAN O.R.T.	0703050000	03	02	11	03	1	1	11	0	0	0	0	0	0	13	FALL	0
OCCUPATIONAL THERAPY ASSISTANT	0704010000	03	02	11	03	1	0	18	0	0	0	0	2	0	21	FALL	0
ENVIRONMENTAL HEALTH ASSISTANT	0707010000	03	02	03	03	16	1	6	1	4	0	0	1	0	29	FALL	0
RESPIRATORY THERAPY	0709030000	03	02	11	03	24	1	21	0	0	0	0	0	0	46	FALL	0
MEDICAL ASSISTANT	0709040000	03	02	11	03	0	0	50	0	0	0	0	0	0	50	FALL	0
ORTHOPEDIC ASSISTING	0709100000	03	02	11	03	16	11	20	0	0	0	0	0	0	27	FALL	0

STATE TITLE	TAXONOMY	IL T SE OP		FULL TIME		PART TIME		TOTAL TERM	
		NE Y PH DU	SV P CP JR	MALE RES	MALE NON	FEMALE RES	FEMALE NON		
ACCOUNTANTS	1401010000	03 02 03 03	32	0	34	0	3	0	72 FALL Q
BOOKKEEPERS	1401020000	03 02 03 03	3	0	20	0	0	0	23 FALL Q
COMPUTER AND CONSOLE OPERATORS	1402010000	03 02 11 03	6	0	17	0	1	3	27 FALL Q
KEYPUNCH AND CODING EQUIPMENT OPERATORS	1402020100	03 02 11 03	0	1	11	1	0	0	13 FALL Q
PROGRAMMERS	1402030000	03 02 11 03	40	0	18	0	4	2	65 FALL Q
GENERAL OFFICE CLERKS	1403030000	03 02 03 03	0	0	30	0	0	3	33 FALL Q
EDUCATIONAL ASSISTANT	1406010000	03 06 11 22	3	0	4	0	1	0	17 FALL Q
EXECUTIVE SECRETARY	1407010000	03 02 03 03	1	0	27	3	0	3	34 FALL Q
SECRETARIES	1407020000	03 02 03 03	0	0	42	0	0	5	47 FALL Q
MEDICAL SECRETARIES	1407020100	03 02 03 03	1	0	36	1	0	6	44 FALL Q
LEGAL SECRETARIES	1407020200	03 02 03 03	0	0	24	0	0	3	27 FALL Q
INSURANCE SECRETARIES	1407020300	03 02 03 67	0	0	2	0	0	0	02 FALL Q
WASTEWATER TREATMENT	1601060211	03 02 03 22	58	0	0	0	0	0	58 FALL Q
ELECTRONIC TECHNOLOGY	1601080000	03 02 11 03	59	0	0	0	0	0	59 FALL Q
ELECTRONIC COMMUNICATIONS TECHNOLOGY	1601080100	03 02 11 03	24	3	0	0	0	0	27 FALL Q
MECHANICAL TECHNOLOGY, MACHINE & TOOL DESIGN	1601130200	03 02 11 03	38	0	1	0	3	0	42 FALL Q
LAW ENFORCEMENT	1606050002	03 06 11 22	47	0	6	0	31	1	85 FALL Q
AUTO BODY REPAIR	1703010000	03 02 11 03	17	0	0	0	0	0	17 FALL Q
AUTO MECHANICS	1703020000	03 02 11 03	24	0	3	0	0	0	27 FALL Q
ARCHITECTURAL DRAFTING	1713010000	03 02 11 03	23	0	2	0	0	0	25 FALL Q
INDUSTRIAL ELECTRICIAN	1714010000	03 02 11 53	16	0	0	0	0	0	16 FALL Q
GRAPHIC ARTS OCCUPATIONS	1719000000	03 02 11 03	11	0	14	1	0	0	26 FALL Q
MACHINE SHOP	1723020000	03 02 11 03	24	1	0	0	0	0	25 FALL Q
MACHINE SHOP	1723020000	03 07 11 03	5	0	0	0	3	0	08 FALL Q

1973-1974
KIRKHOOD COMMUNITY COLLEGE
CEDAR RAPIDS
AREA X CAMPUS
AREA SCHOOL ENROLLMENT AT END OF SECOND WEEK OF TERM

STATE TITLE	TAXONOMY	IL				FULL TIME				PART TIME				TOTAL TERM							
		T SE OP	Y PM BU	SV P CP JR	NE	MALE RES	MALE NOM	FEMALE RES	FEMALE NOM	MALE RES	MALE NOM	FEMALE RES	FEMALE NOM								
WELDING AND CUTTING	1723060000	03 02 11 03				67	0	9	0	0	29	0	4	0	109 FALL						
COOK/CHEF	1729020000	03 02 11 03				7	0	1	0	0	0	0	0	0	08 FALL						
COLLEGE PARALLEL-NOT ELSEWHERE CLASSIFIED	1804000000	03 08 11 22				512	22	246	7	402	7	399	6	6	1601-FALL						
LIBRARY ASSISTANT	2004050000	03 06 11 22				0	1	4	0	0	0	10	0	0	15 FALL						
SITE TOTAL													1371	50	986	17	493	07	462	06	3392



ANKENY CAMPUS
DES MOINES AREA COMMUNITY COLLEGE
ANKENY
AREA SCHOOL ENROLLMENT AT END OF SECOND WEEK OF TERM

STATE TITLE	TAXONOMY	IL T SE OP		MALE		FULL TIME		FEMALE		PART TIME		TOTAL TERM			
		SV	PC	JR	RES	NON	RES	NON	RES	NON	RES		NON		
AGRICULTURAL SUPPLIES AND SERVICES	0102000000	03	02	03	03	47	0	0	0	0	0	0	47	FALL	0
LANDSCAPE, NURSERY & GARDEN CENTER	0105110000	03	02	03	03	33	0	8	0	0	0	0	41	FALL	0
APPAREL AND ACCESSORIES	0402000000	03	02	03	17	0	0	39	0	0	0	1	40	FALL	0
PARISHMAN	0403100000	03	02	03	03	13	0	0	0	0	0	0	13	FALL	0
FINANCE AND CREDIT-BANKING	0404000000	03	02	03	67	3	0	1	0	47	0	53	104	FALL	0
FINANCE AND CREDIT-CONSUMER CREDIT	0404010000	03	02	03	67	0	0	0	0	0	0	1	01	FALL	0
FINANCE AND CREDIT-SECURITIES	0404020000	03	02	03	67	1	0	0	0	0	0	0	01	FALL	0
GENERAL MERCHANDISE	0408000000	03	02	03	03	4	0	4	0	0	0	0	08	FALL	0
GENERAL MERCHANDISE	0408000000	03	02	13	23	6	0	8	0	0	0	0	14	FALL	0
GENERAL MERCHANDISE SPECIALIST	0408010000	03	02	03	03	35	0	5	0	2	0	0	42	FALL	0
INDUSTRIAL MARKETING	0412000000	03	02	03	03	41	0	1	0	1	0	0	43	FALL	0
INSURANCE	0413000000	03	02	03	67	4	0	0	0	0	0	0	04	FALL	0
REAL ESTATE	0417000000	03	02	03	67	0	0	0	0	7	0	7	14	FALL	0
JOURNALISM	0504030000	03	06	11	22	1	0	3	0	0	0	0	04	FALL	0
DENTAL ASSISTING	0701010000	03	02	11	03	0	0	37	0	0	0	0	37	FALL	0
MEDICAL LABORATORY TECHNOLOGY	0702000000	03	02	11	53	0	0	2	0	0	0	0	02	FALL	0
MEDICAL LABORATORY ASSISTING	0702030000	03	02	11	03	3	0	26	0	0	0	0	29	FALL	0
NURSING ASSOCIATE DEGREE	0703010000	03	02	11	03	5	0	72	0	0	0	0	77	FALL	0
PRACTICAL VOCATIONAL NURSE	0703020000	03	02	11	03	3	0	74	0	0	0	1	76	FALL	0
SURGICAL TECHNICIAN O.R.T.	0703050000	03	02	11	03	1	0	25	0	0	0	0	26	FALL	0
HEALTH CARE FACILITY ADMINISTRATION	0709000000	03	02	11	03	9	0	2	0	11	0	16	38	FALL	0
RESPIRATORY THERAPY	0709030000	03	02	11	03	1	0	5	0	1	0	1	08	FALL	0
MEDICAL ASSISTANT	0709040000	03	02	11	03	9	0	27	0	0	0	0	27	FALL	0
CARE AND GUIDANCE OF CHILDREN	0902010000	03	02	11	03	0	0	28	0	0	0	1	29	FALL	0

1973-1974
 DES MOINES AREA COMMUNITY COLLEGE
 ANKENY CAMPUS
 ANKENY
 AREA SCHOOL ENROLLMENT AT END OF SECOND WEEK OF TERM

STATE TITLE	TAXONOMY	IL T SE OP				FULL TIME				PART TIME				TOTAL TERM		
		NE Y PH BU	SV P CP JR	RES	MALE	RES	MALE	RES	MALE	RES	NON	RES	NON			
ACCOUNTANTS	1401010000	03 02 11 03		25	0	24	0	0	0	0	0	0	0	0	0	49 FALL Q
ACCOUNTANTS	1401010000	03 02 11 53		13	0	11	0	0	0	0	0	0	0	0	0	24 FALL Q
BOOKKEEPERS	1401020000	03 02 03 03		11	0	19	0	0	0	0	1	0	0	0	0	31 FALL Q
COMPUTER AND CONSOLE OPERATORS	1402010000	03 02 11 03		5	1	11	0	0	0	0	0	0	0	0	0	17 FALL Q
PROGRAMMERS	1402030000	03 02 11 03		70	0	18	0	2	0	0	0	0	0	0	0	90 FALL Q
GENERAL OFFICE CLERKS	1403020000	03 02 11 03		0	0	26	0	0	0	1	0	0	0	0	0	27 FALL Q
GENERAL OFFICE CLERKS	1403030000	03 02 11 53		0	0	7	0	0	0	0	0	0	0	0	0	07 FALL Q
GENERAL OFFICE CLERKS	1403030000	03 02 13 23		12	0	102	0	0	0	0	0	0	0	0	0	114 FALL Q
EDUCATIONAL ASSISTANT	1406010000	03-06 11 22		4	0	10	0	0	0	0	7	0	0	0	0	21 FALL Q
EXECUTIVE SECRETARY	1407010000	03 02 11 03		0	0	32	0	0	0	0	0	0	0	0	0	32 FALL Q
SECRETARIES	1407020000	03 02 11 03		0	0	46	1	0	0	0	1	0	0	0	0	48 FALL Q
MEDICAL SECRETARIES	1407020100	03 02 03 67		0	0	26	0	0	0	0	1	0	0	0	0	27 FALL Q
LEGAL SECRETARIES	1407020200	03 02 03 67		0	0	23	0	0	0	0	0	0	0	0	0	23 FALL Q
COMMUNITY SERVICE ASSOCIATE	1513050000	03 06 11 22		8	0	28	0	5	0	0	32	0	0	0	0	73 FALL Q
ELECTRONIC TECHNOLOGY	1601080000	03 02 11 03		54	0	0	0	0	0	0	0	0	0	0	0	54 FALL Q
FOOD SERVICE SUPERVISOR	1605040000	03 02 03 03		36	0	8	0	1	0	0	0	0	0	0	0	45 FALL Q
FIRE AND FIRE SAFETY	1606020000	03 06 11 22		1	0	0	0	3	0	0	0	0	0	0	0	04 FALL Q
LAW ENFORCEMENT	1606050002	03 06 11 22		73	0	5	0	97	0	5	0	0	0	0	0	180 FALL Q
CRIMINALISTICS	1606050100	03 06 11 22		16	0	0	0	3	0	0	4	0	0	0	0	23 FALL Q
COMMUNITY CORRECTION ASSOCIATE	1606051000	03 06 03 22		6	0	6	0	2	0	0	1	0	0	0	0	15 FALL Q
AIR CONDITIONING	1701000000	03 02 11 03		18	0	0	0	0	0	0	0	0	0	0	0	18 FALL Q
AUTO BODY REPAIR	1703010000	03 02 13 23		17	0	0	0	0	0	0	0	0	0	0	0	17 FALL Q
AUTO MECHANICS	1703020000	03 02 11 03		73	0	0	0	0	0	0	0	0	0	0	0	73 FALL Q
SERVICE STATION MECHANIC	1703020100	03 02 13 23		21	0	0	0	0	0	0	0	0	0	0	0	21 FALL Q

DES MOIRES AREA COMMUNITY COLLEGE
ANKENY CAMPUS
ANKENY
AREA SCHOOL ENROLLMENT AT END OF SECOND WEEK OF TERM

STATE TITLE	TAXONOMY	IL T SE OP		FULL TIME		PART TIME		TOTAL TERM								
		SV	CP	RES	NON	RES	NON									
COMMERCIAL ART OCCUPATIONS	1707000000	03	02	11	03	25	0	24	0	0	0	0	0	49	FALL	Q
CARPENTRY	1710010000	03	02	11	03	35	0	0	0	0	0	0	0	35	FALL	Q
MASONRY CONSTRUCTION	1710040000	03	02	11	53	10	0	0	0	0	0	0	0	10	FALL	Q
CUSTODIAL SERVICES	1711000000	03	02	13	23	11	0	0	0	0	0	0	0	11	FALL	Q
GLASS MECHANIC	1712000000	03	02	11	03	80	1	0	0	0	0	0	0	81	FALL	Q
ARCHITECTURAL DRAFTING	1713010000	03	02	11	03	22	0	2	0	0	0	0	0	24	FALL	Q
MECHANICAL DRAFTING	1713030000	03	02	11	03	20	0	3	0	0	0	0	0	23	FALL	Q
INDUSTRIAL ELECTRONICS	1715020200	03	02	11	03	33	0	0	0	2	0	0	0	35	FALL	Q
GRAPHIC ARTS OCCUPATIONS	1719000000	03	02	11	03	16	0	2	0	0	0	0	0	18	FALL	Q
MACHINE SHOP	1723020000	03	02	13	23	12	0	0	0	0	0	0	0	12	FALL	Q
MACHINE OPERATOR	1723030000	03	02	11	03	7	0	1	0	0	0	0	0	08	FALL	Q
WELDING AND CUTTING	1723060000	03	02	11	03	15	0	0	0	0	0	0	0	15	FALL	Q
WELDING AND CUTTING	1723060000	03	02	13	23	29	0	0	0	0	0	0	0	29	FALL	Q
TOOL AND DIE MAKING	1723070000	03	02	11	03	34	0	0	0	0	0	0	0	34	FALL	Q
COOK/CHEF	1729020000	03	02	11	03	6	0	2	0	0	0	0	0	08	FALL	Q
COOK/CHEF	1729020000	03	02	13	23	6	0	7	0	0	0	0	0	13	FALL	Q
MEAT CUTTER	1729030000	03	02	13	23	6	0	0	0	0	0	0	0	06	FALL	Q
UPHOLSTERING	1735000000	03	02	13	23	5	0	5	0	0	0	0	0	10	FALL	Q
COLLEGE PARALLEL-NOT ELSEWHERE CLASSIFIED	1804000000	03	08	11	22	397	2	182	2	310	2	329	0	1230	FALL	Q

SITE TOTAL

1442 04 997 03 502 00 463 00 3411

X 15 (continued)

1973-1974
BOONE CAMPUS
DES MOINES AREA COMMUNITY COLLEGE
MOORE
AREA SCHOOL ENROLLMENT AT END OF SECOND WEEK OF TERM

STATE TITLE	TAXONOMY	FULL TIME				PART TIME				TOTAL TERM		
		IL NE SV	T Y P	SE PM CP	OP BU JR	MALE RES	FEMALE RES	MALE RES	FEMALE RES			
SECRETARIAL	0334000002	03 06 11 22	0	0	7	0	0	0	0	0	07 FALL	0
PRACTICAL VOCATIONAL NURSE	0703020000	03 02 11 03	2	0	54	0	0	0	2	0	58 FALL	0
RECREATION SPECIALIST	0804000000	03 06 11 22	8	0	13	0	0	0	0	0	21 FALL	0
GENERAL OFFICE CLERKS	1403030000	03 02 11 03	0	0	7	0	0	0	0	0	07 FALL	0
SECRETARIES	1407020000	03 02 11 03	0	0	11	1	0	0	1	0	13 FALL	0
COLLEGE PARALLEL-NOT ELSEWHERE CLASSIFIED	1804000000	03 08 11 22	157	6	77	3	42	0	47	2	334 FALL	0
SITE TOTAL			167	06	169	04	42	00	50	02	440	

157

1973-1974
CARROLL SITE
DES MOINES AREA COMMUNITY COLLEGE
CARROLL
AREA SCHOOL ENROLLMENT AT END OF SECOND WEEK OF TERM

STATE TITLE	TAXONOMY	FULL TIME				PART TIME				TOTAL TERM		
		IL NE SV	T Y P	SE PM CP	OP BU JR	MALE RES	FEMALE RES	MALE RES	FEMALE RES			
PRACTICAL VOCATIONAL NURSE	0703020000	03 02 11 03	0	0	37	0	0	0	0	0	37 FALL	0
SITE TOTAL			00	00	37	00	00	00	00	00	37	

AREA XII CAMPUS WESTERN IOWA TECH SIOUX CITY
AREA SCHOOL ENROLLMENT AT END OF SECOND WEEK OF TERM

STATE TITLE	TAXONOMY	IL T SE OP				FULL TIME				PART TIME				TOTAL TERM			
		NE Y PM BU	SV P CP JR	MALE RES	MALE NON	FEMALE RES	FEMALE NON	MALE RES	MALE NON	FEMALE RES	FEMALE NON						
BEEF CATTLE PRODUCTION	0101010102	03	02	11	03	6	0	0	0	0	0	0	0	0	06	FALL	0
ANIMAL SCIENCE-PRODUCTION MANAGEMENT	0101010600	03	02	11	03	14	3	0	0	0	0	0	0	0	17	FALL	0
AGRICULTURAL POWER AND MACHINERY	0103010000	03	02	11	03	9	2	0	0	0	0	0	0	0	11	FALL	0
DENTAL ASSISTING	0701010000	03	02	11	03	0	0	18	1	0	0	0	0	0	19	FALL	0
NURSING ASSOCIATE DEGREE	0703010000	03	02	11	03	0	0	39	1	0	0	0	0	0	40	FALL	0
PRACTICAL VOCATIONAL NURSE	0703020000	03	02	11	03	3	0	50	5	0	0	0	0	0	58	FALL	0
NURSING ASSISTANCE AIDE	0703030000	03	03	11	03	0	0	0	0	1	0	0	0	0	09	FALL	0
SURGICAL TECHNICIAN O.R.T.	0703050000	03	02	11	03	7	1	14	2	0	0	0	0	0	24	FALL	0
ACCOUNTANTS	1401010000	03	02	03	67	10	0	5	0	0	0	0	0	0	15	FALL	0
BOOKKEEPERS	1401020000	03	02	11	03	9	0	5	0	0	0	0	0	0	14	FALL	0
KEYPUNCH AND CODING EQUIPMENT OPERATORS	1402020100	03	03	11	03	0	0	0	0	0	0	0	0	7	09	FALL	0
PROGRAMMERS	1402030000	03	02	11	03	11	1	5	0	0	0	0	0	0	17	FALL	0
SYSTEMS ANALYST	1402040000	03	02	11	03	10	3	0	0	0	0	0	0	0	13	FALL	0
GENERAL OFFICE CLERKS	1403030000	03	02	03	03	0	0	26	3	0	0	0	0	0	29	FALL	0
SECRETARIES	1407020000	03	02	03	03	0	0	29	4	0	0	0	0	0	33	FALL	0
MEDICAL SECRETARIES	1407020100	03	02	03	03	0	0	19	2	0	0	0	0	0	21	FALL	0
ELECTRONIC TECHNOLOGY	1601080000	03	02	11	03	20	4	0	0	0	0	0	0	0	24	FALL	0
MECHANICAL TECHNOLOGY, MACHINE & TOOL DESIGN	1601130200	03	02	11	03	23	1	0	0	0	0	0	0	0	24	FALL	0
POLICE SCIENCE TECHNOLOGY	1606050000	03	02	11	03	42	5	10	0	0	0	0	0	0	57	FALL	0
AIR CONDITIONING	1701000000	03	02	11	03	18	2	0	0	0	0	0	0	0	20	FALL	0
AUTO BODY REPAIR	1703010000	03	02	11	03	14	2	0	0	0	0	0	0	0	16	FALL	0
AUTO MECHANICS	1703020000	03	02	11	03	27	11	0	0	0	0	0	0	0	38	FALL	0
BUSINESS MACHINE MAINTENANCE	1706000000	03	02	11	03	5	0	0	0	0	0	0	0	0	05	FALL	0
TRUCK DRIVER	1710030200	03	03	11	03	0	0	0	0	0	6	1	2	0	09	FALL	0



1973-1974
WESTERN IOWA TECH
SIOUX CITY
AREA XII CAMPUS
AREA SCHOOL ENROLLMENT AT END OF SECOND WEEK OF TERM

STATE TITLE	TAXONOMY	IL T SE OP		FULL TIME		PART TIME		TOTAL TERM					
		SV	P CP JR	MALE RES	FEMALE NON	MALE RES	FEMALE NON	RES	NON				
CUSTODIAL SERVICES	1711000000	03	02 01 05	3	0	0	0	0	0	0	03	FALL	0
CUSTODIAL SERVICES	1711000000	03	02 02 06	7	0	0	0	0	0	0	07	FALL	0
MECHANICAL DRAFTING	1713030000	03	02 11 03	19	1	5	0	0	0	0	25	FALL	0
ELECTRONIC COMMUNICATIONS	1715010000	03	02 11 03	22	3	0	0	0	0	0	25	FALL	0
RADIO/TELEVISION	1715030000	03	02 11 03	10	1	0	0	0	0	0	11	FALL	0
BAND AND ORCHESTRA REPAIR	1721010100	03	02 11 03	12	15	1	1	0	0	0	29	FALL	0
PIANO TUNER	1721010200	03	02 11 03	5	20	2	3	0	0	0	30	FALL	0
MACHINE OPERATOR	1723030000	03	02 11 03	8	1	0	0	0	0	0	09	FALL	0
WELDING AND CUTTING	1723060000	03	02 11 03	9	1	0	0	0	0	0	10	FALL	0
MEAT CUTTER	1729030000	03	02 11 03	10	4	0	1	0	0	0	15	FALL	0
SITE TOTAL				333	81	228	23	07	01	17	02		692

159

1973-1974
WESTERN IOWA TECH
CHEROKEE
AREA SCHOOL ENROLLMENT AT END OF SECOND WEEK OF TERM

STATE TITLE	TAXONOMY	IL T SE OP		FULL TIME		PART TIME		TOTAL TERM					
		SV	P CP JR	MALE RES	FEMALE NON	MALE RES	FEMALE NON	RES	NON				
PRACTICAL VOCATIONAL NURSE	0703020000	03	02 11 03	1	0	19	0	0	0	0	20	FALL	0
SITE TOTAL				01	00	19	00	00	00	00	00		20

WESTERN IOWA TECH
IDA GROVE SITE
IDA GROVE
AREA SCHOOL ENROLLMENT AT END OF SECOND WEEK OF TERM

STATE TITLE	TAXONOMY	FULL TIME				PART TIME				TOTAL TERM								
		RES		NON		RES		NON										
		MALE	FEMALE	MALE	FEMALE	MALE	FEMALE	MALE	FEMALE									
CARPENTRY-	1710010000	03	02	11	03	15	2	0	0	0	0	0	0	0	17	FALL	Q	
CARPENTRY	1710010000	03	02	11	53	7	0	0	0	0	0	0	0	0	0	07	FALL	C
SITE TOTAL		22	02	00	00	00	00	00	00	00	00	00	00	00	24			

1973-1974
WESTERN IOWA TECH
DENISON SITE
DENISON
AREA SCHOOL ENROLLMENT AT END OF SECOND WEEK OF TERM

STATE TITLE	TAXONOMY	FULL TIME				PART TIME				TOTAL TERM								
		RES		NON		RES		NON										
		MALE	FEMALE	MALE	FEMALE	MALE	FEMALE	MALE	FEMALE									
PLUMBING AND PIPEFITTING	1710070000	03	02	11	03	6	0	0	0	0	0	0	0	0	06	FALL	Q	
SITE TOTAL		06	00	00	00	00	00	00	00	00	00	00	00	00	06			

1973-1974
WESTERN IOWA TECH
MAPLETON SITE
MAPLETON
AREA SCHOOL ENROLLMENT AT END OF SECOND WEEK OF TERM

STATE TITLE	TAXONOMY	FULL TIME				PART TIME				TOTAL TERM								
		RES		NON		RES		NON										
		MALE	FEMALE	MALE	FEMALE	MALE	FEMALE	MALE	FEMALE									
ELECTRICIAN	1710020000	03	02	11	03	13	2	0	0	0	0	0	0	0	15	FALL	Q	
SITE TOTAL		13	02	00	00	00	00	00	00	00	00	00	00	00	15			

1973-1974
 IOWA WESTERN COMMUNITY COLLEGE
 COUNCIL BLUFFS
 COUNCIL BLUFFS CAMPUS
 AREA SCHOOL ENROLLMENT AT END OF SECOND WEEK OF TERM

STATE TITLE	TAXONOMY	IL T SE OP		FULL TIME		PART TIME		TOTAL TERM						
		NE Y PH BU	SV P CP JR	MALE RES	MALE NON	MALE RES	MALE NON	MALE RES	MALE NON					
AGRICULTURAL PRODUCTION	0101000000	03 02 03 03		29	0	0	0	1	0	0	0	30	FALL	0
AGRICULTURAL POWER AND MACHINERY	0103010000	03 02 03 03		31	2	0	0	0	0	0	0	33	FALL	0
DISTRIBUTIVE EDUCATION	0400000000	02 02 11 22		0	0	0	0	1	0	0	4	05	FALL	0
PARTSMAN	0403100000	03 02 11 03		9	0	0	0	0	0	0	0	09	FALL	0
DENTAL ASSISTING	0701010000	03 02 11 03		0	0	19	0	0	0	0	0	19	FALL	0
NURSING ASSOCIATE DEGREE	0703010000	03 02 11 03		6	1	37	0	0	0	2	0	46	FALL	0
PRACTICAL VOCATIONAL NURSE	0703020000	03 02 11 03		0	0	25	2	0	0	0	0	27	FALL	0
SURGICAL TECHNICIAN O.R.T.	0703050000	03 02 11 03		0	0	11	0	0	0	0	0	11	FALL	0
MEDICAL ASSISTANT	0709040000	03 02 11 03		0	0	15	3	0	0	0	0	18	FALL	0
HOME AND GUIDANCE OF CHILDREN	0902010000	03 02 11 03		0	0	17	1	0	0	1	1	20	FALL	0
PROGRAMMERS	1402030000	03 02 11 03		13	3	3	2	1	0	0	0	22	FALL	0
GENERAL OFFICE CLERKS	1403030000	03 02 03 03		0	0	10	1	0	0	0	0	11	FALL	0
SECRETARIES	1407020000	03 02 03 03		0	0	24	3	0	0	0	0	27	FALL	0
MEDICAL SECRETARIES	1407020100	03 02 11 53		0	0	9	0	0	0	0	0	09	FALL	0
LEGAL SECRETARIES	1407020200	03 02 11 53		0	0	6	1	0	0	0	0	07	FALL	0
COMMUNITY SERVICE ASSOCIATE	1513050000	03 06 11 22		2	0	3	1	2	0	0	3	11	FALL	0
STRUCTURAL TECHNOLOGY	1601060300	03 02 11 03		18	0	0	0	1	0	0	0	19	FALL	0
ELECTRONIC TECHNOLOGY	1601080000	03 02 11 03		42	3	0	0	1	0	0	0	46	FALL	0
LAW ENFORCEMENT	1606050002	03 06 11 22		19	0	0	0	15	0	0	0	34	FALL	0
AUTOMOTIVE SERVICES	1703000000	02 02 11 22		0	0	0	0	25	0	0	0	25	FALL	0
AUTO MECHANICS	1703020000	03 02 11 03		37	0	0	0	0	0	0	0	37	FALL	0
AIRCRAFT MAINTENANCE	1704010000	03 02 11 03		19	14	0	0	0	0	0	0	33	FALL	0
CARPENTRY	1710010000	02 02 11 22		0	0	0	0	23	0	0	0	23	FALL	0
GRAPHIC ARTS OCCUPATIONS	1719000000	03 02 01 05		8	0	3	0	0	0	0	0	11	FALL	0

1973-1974
IOWA WESTERN COMMUNITY COLLEGE
COUNCIL BLUFFS
COUNCIL BLUFFS CAMPUS
AREA SCHOOL ENROLLMENT AT END OF SECOND WEEK OF TERM

STATE TITLE	TAXONOMY	IL T SE OP NE Y PM BU SV P CP JR				FULL TIME				PART TIME				TOTAL TERM		
		RES	MALE	FEMALE	NON	RES	MALE	FEMALE	NON	RES	MALE	FEMALE	NON			
GRAPHIC ARTS OCCUPATIONS	1719000000	03 02 02 06	12	0	2	0	0	0	0	0	0	0	0	14	FALL	0
GRAPHIC ARTS OCCUPATIONS	1719000000	03 02 03 03	5	3	0	1	0	0	0	0	0	0	0	09	FALL	0
MACHINE SHOP	1723020000	03 02 11 03	1	0	0	0	0	0	0	0	0	0	0	01	FALL	0
WELDING AND CUTTING	1723060000	03 02 01 05	9	1	0	0	0	0	0	0	0	0	0	10	FALL	0
WELDING AND CUTTING	1723060000	03 02 02 06	3	0	0	0	0	0	0	0	0	0	0	03	FALL	0
WELDING AND CUTTING	1723060000	03 02 11 03	7	5	0	0	0	0	0	0	0	0	0	12	FALL	0
TOOL AND DIE MAKING	1723070000	03 02 11 03	16	1	0	0	0	0	0	0	0	0	0	17	FALL	0
COLLEGE PARALLEL-NOT ELSEWHERE CLASSIFIED	1804000000	03 08 11 22	183	15	62	6	125	6	142	6	142	1	534	FALL	0	
SITE TOTAL			469	48	246	15	195	06	152	02	1133					

102

1973-1974
IOWA WESTERN COMMUNITY COLLEGE
CLARINDA
CLARINDA CAMPUS
AREA SCHOOL ENROLLMENT AT END OF SECOND WEEK OF TERM

STATE TITLE	TAXONOMY	IL T SE OP NE Y PM BU SV P CP JR				FULL TIME				PART TIME				TOTAL TERM		
		RES	MALE	FEMALE	NON	RES	MALE	FEMALE	NON	RES	MALE	FEMALE	NON			
SECRETARIAL	0334000001	03 06 11 22	0	0	14	0	0	0	1	0	0	0	15	FALL	0	
SECRETARIAL	0334000002	03 06 11 22	0	0	3	0	0	0	0	0	0	0	03	FALL	0	
PRACTICAL VOCATIONAL NURSE	0703020000	03 02 11 03	2	0	19	0	0	0	0	0	0	0	21	FALL	0	
MENTAL HEALTH TECHNICIAN	0708010000	03 06 11 22	4	1	4	0	0	0	0	0	0	0	09	FALL	0	
COMMUNITY SERVICE ASSOCIATE	1513050000	03 06 11 22	1	0	15	1	1	0	1	0	1	0	19	FALL	0	
MECHANICAL TECHNOLOGY DESIGN AND PRODUCTION	1601139900	03 02 11 03	21	0	0	0	0	0	0	0	0	0	21	FALL	0	
LAW ENFORCEMENT	1604050002	03 06 11 22	7	1	0	0	2	0	0	0	0	0	10	FALL	0	
COLLEGE PARALLEL-NOT ELSEWHERE CLASSIFIED	1804000000	03 08 11 22	120	12	59	3	16	0	25	0	235	0	235	FALL	0	
SITE TOTAL			155	14	114	04	19	00	27	00	333					

1973-1974
IOWA WESTERN COMMUNITY COLLEGE
HARLAN SITE
HARLAN
AREA SCHOOL ENROLLMENT AT END OF SECOND WEEK OF TERM

STATE TITLE	TAXONOMY	IL T SE OP		FULL TIME		PART TIME		TOTAL TERM						
		NE Y PH BU	SV P CP JR	MALE RES	MALE NON	MALE RES	MALE NON	FEMALE RES	FEMALE NON					
PRACTICAL VOCATIONAL NURSE	0703020000	03	02 11 03	0	0	24	0	0	0	0	0	24	FALL	0
CARE AND GUIDANCE OF CHILDREN	0902010000	02	02 11 22	0	0	0	0	0	0	20	0	20	FALL	0
AUTOMOTIVE SERVICES	1703000000	02	02 11 22	0	0	0	15	0	0	0	0	0	FALL	0
CARPENTRY	1710010000	02	02 11 22	0	0	0	16	0	0	0	0	0	FALL	0
SITE TOTAL				00	00	24	00	31	00	20	00	75		0

1973-1974
IOWA WESTERN COMMUNITY COLLEGE
ATLANTIC SITE
ATLANTIC
AREA SCHOOL ENROLLMENT AT END OF SECOND WEEK OF TERM

STATE TITLE	TAXONOMY	IL T SE OP		FULL TIME		PART TIME		TOTAL TERM						
		NE Y PH BU	SV P CP JR	MALE RES	MALE NON	MALE RES	MALE NON	FEMALE RES	FEMALE NON					
PRACTICAL VOCATIONAL NURSE	0703020000	03	02 11 03	0	0	17	0	0	0	0	0	17	FALL	0
CARE AND GUIDANCE OF CHILDREN	0902010000	02	02 11 22	0	0	0	0	0	0	10	0	10	FALL	0
CARPENTRY	1710010000	02	02 11 22	0	0	0	9	0	0	0	0	0	FALL	0
SITE TOTAL				00	00	17	00	09	00	10	00	36		0

IOWA WESTERN COMMUNITY COLLEGE
 SHENANDOAH SITE
 AREA SCHOOL ENROLLMENT AT END OF SECOND WEEK OF TERM

STATE TITLE	TAXONOMY	IL T SE OP		FULL TIME		PART TIME		TOTAL TERM					
		NE Y PH BU	SV P CP JR	MALE RES	FEMALE NON	MALE RES	FEMALE NON						
ORNAMENTAL HORTICULTURE	0105000000	02 02 11 22	0	0	0	0	11	0	2	0	13	FALL	0
DISTRIBUTIVE EDUCATION	0400000000	02 02 11 22	0	0	0	0	1	0	13	0	14	FALL	0
CARE AND GUIDANCE OF CHILDREN	0902010000	02 02 11 22	0	0	0	0	0	0	18	0	18	FALL	0
GENERAL OFFICE CLERICAL	1403000000	02 02 11 22	0	0	0	0	7	0	17	0	17	FALL	0
AUTOMOTIVE SERVICES	1703000000	02 02 11 22	0	0	0	0	25	0	0	0	25	FALL	0
CARPENTRY	1710010000	02 02 11 22	0	0	0	0	47	0	0	0	47	FALL	0
SITE TOTAL			00	00	00	00	84	00	50	00	134		



1973-1974
SOUTHWESTERN COMMUNITY COLLEGE
CRESTON
AREA XIV
AREA SCHOOL ENROLLMENT AT END OF SECOND WEEK OF TERM

STATE TITLE	TAXONOMY	IL T SE OP		MALE		FEMALE		PART TIME		TOTAL TERM
		SV	NE Y P CP JR	RES	NON	RES	NON	RES	NON	
AGRICULTURAL PRODUCTION	0101000000	03	02 03 67	5	0	0	0	0	0	05 FALL S
ACCOUNTING	0301000000	03	06 11 22	12	0	4	0	0	0	16 FALL S
SECRETARIAL	0334000002	03	06 11 22	0	0	8	0	0	0	08 FALL S
PRACTICAL VOCATIONAL NURSE	0703020000	03	02 11 03	2	0	26	0	0	0	28 FALL S
GENERAL OFFICE CLERKS	1403030000	03	02 11 03	0	0	11	0	0	0	11 FALL S
SECRETARIES	1407020000	03	02 11 03	0	0	23	0	0	0	23 FALL S
ELECTRONIC TECHNOLOGY	1601080000	03	02 11 03	18	2	1	0	0	0	21 FALL S
EDUCATIONAL MEDIA TECHNICIAN	1606990000	03	02 03 03	8	0	6	0	0	0	14 FALL S
AUTO BODY REPAIR	1703010000	03	02 11 03	16	0	0	0	0	0	16 FALL S
AUTO MECHANICS	1703020000	03	02 11 03	23	3	0	0	1	0	27 FALL S
CARPENTRY	1710010000	03	02 11 03	32	2	0	0	0	0	34 FALL S
ELECTRICIAN	1710020000	03	02 11 53	4	0	0	0	0	0	04 FALL S
STRUCTURAL DRAFTING	1713040000	03	02 11 03	7	0	1	0	0	0	08 FALL S
RADIO/TELEVISION	1715030000	03	02 11 03	1	0	0	0	0	0	01 FALL S
COLLEGE PARALLEL-NOT ELSEWHERE CLASSIFIED	1804000000	03	08 11 22	112	8	44	1	11	0	196 FALL S

SITE TOTAL

240 15 124 01 12 00 19 01 412

INDIAN HILLS COMMUNITY COLLEGE - OTTUMWA
 IOWA TECH CAMPUS
 AREA SCHOOL ENROLLMENT AT END OF SECOND WEEK OF TERM

STATE TITLE	TAXONOMY	FULL TIME				PART TIME				TOTAL TERM			
		MALE RES	FEMALE RES	MALE RES	FEMALE RES	MALE RES	FEMALE RES	MALE RES	FEMALE RES				
AGRICULTURAL PRODUCTION	0101000000	03 02 03 03	18	0	0	0	0	0	0	0	18	FALL	Q
AGRICULTURAL POWER AND MACHINERY	0103010000	03 02 03 03	28	0	0	0	0	0	0	0	28	FALL	Q
GENERAL MERCHANDISE	0408000000	03 02 03 17	4	0	5	0	0	0	0	0	9	FALL	Q
NURSING ASSOCIATE DEGREE	0703010000	03 02 11 03	3	0	61	0	0	0	0	0	64	FALL	Q
PRACTICAL VOCATIONAL NURSE	0703020000	03 02 11 03	1	0	33	0	0	0	0	0	34	FALL	Q
PROGRAMMERS	1402030000	03 02 11 03	33	0	11	0	0	0	0	0	44	FALL	Q
GENERAL OFFICE CLERKS	1403030000	03 02 11 03	0	0	20	0	0	0	0	0	20	FALL	Q
SECRETARIES	1407020000	03 02 11 03	0	0	12	0	0	0	0	0	12	FALL	Q
ELECTRONIC TECHNOLOGY	1601080000	03 02 11 03	24	2	0	0	0	0	0	0	26	FALL	Q
APPLIANCE REPAIR	1702000000	03 02 11 03	10	0	0	0	0	0	0	0	10	FALL	Q
AUTOC BODY REPAIR	1703010000	03 02 11 03	12	2	0	0	0	0	0	0	14	FALL	Q
AUTO MECHANICS	1703020000	03 02 11 03	24	0	0	0	0	0	0	0	24	FALL	Q
AIRCRAFT MAINTENANCE	1704010000	03 02 11 03	30	0	0	0	0	0	0	0	30	FALL	Q
AVIATION GROUND OPERATIONS	1704030000	03 02 03 03	9	0	1	0	0	0	0	0	10	FALL	Q
ELECTRONIC COMPUTER MAINTENANCE	1715020100	03 02 11 03	48	2	0	0	0	0	0	0	50	FALL	Q
RADIO/TELEVISION	1715030000	03 02 11 03	1	0	0	0	0	0	0	0	01	FALL	Q
GRAPHIC ARTS OCCUPATIONS	1719000000	03 02 11 03	5	0	0	0	0	0	0	0	05	FALL	Q
MACHINE OPERATOR	1723030000	03 02 11 03	26	0	1	0	0	0	0	0	27	FALL	Q
MACHINE OPERATOR	1723030000	03 02 13 23	19	0	0	0	0	0	0	0	19	FALL	Q
WELDING AND CUTTING	1723060300	03 02 11 03	14	1	0	0	0	0	0	0	15	FALL	Q
WELDING AND CUTTING	1723060000	03 02 13 23	12	0	1	0	0	0	0	0	13	FALL	Q
COOK/CHEF	1729020000	03 02 11 03	7	0	6	1	0	0	0	0	14	FALL	Q
SELF UNDERSTANDING	2300260000	03 01 02 06	0	0	0	0	19	0	0	0	19	FALL	Q

320 07 151 01 19 00 08 00 516

SITE TOTAL



1973-1974
 INDIAN HILLS COMMUNITY COLLEGE
 CENTERVILLE CAMPUS
 CENTERVILLE
 AREA SCHOOL ENROLLMENT AT END OF SECOND WEEK OF TERM

STATE TITLE	TAXONOMY	IL T SE OP		FULL TIME		PART TIME		TOTAL TERM		
		NE Y P M BU	SV P CP JR	MALE RES	MALE NON	FEMALE RES	FEMALE NON			
PRACTICAL VOCATIONAL NURSE	0703020000	03 02 11 03	1	0	20	0	0	0	21 FALL S	
AUTO MECHANICS	1703020000	03 02 11 03	7	1	0	0	0	0	08 FALL S	
CARPENTRY	1710010000	03 02 11 03	5	0	0	0	0	0	05 FALL S	
MECHANICAL DRAFTING	1713030000	03 02 11 03	15	0	1	0	0	0	16 FALL S	
COLLEGE PARALLEL-NOT ELSEWHERE CLASSIFIED	1804000000	03 08 11 22	174	47	83	6	7	19	336 FALL S	
SITE TOTAL			202	48	104	06	07	19	00	386

STATE TITLE	TAXONOMY	IL T SE OP		FULL TIME		PART TIME		TOTAL TERM			
		NE Y PM BU	SV P CP JR	MALE RES	FEMALE NON	MALE RES	FEMALE NON				
NURSING ASSOCIATE DEGREE	0703010000	03 02 11 03	1	0	52	0	0	0	57 FALL Q		
PRACTICAL VOCATIONAL NURSE	0703020000	03 02 11 03	0	0	24	5	0	0	29 FALL Q		
BOOKKEEPERS	1401020000	03 02 03 67	3	0	7	0	0	0	10 FALL Q		
GENERAL OFFICE CLERKS	1403030000	03 02 03 03	0	0	28	1	0	0	29 FALL Q		
SECRETARIES	1407020000	03 02 03 03	0	0	25	2	0	0	27 FALL Q		
ELECTRONIC TECHNOLOGY	1601080000	03 02 11 03	18	1	1	0	0	0	20 FALL Q		
MECHANICAL TECHNOLOGY, MACHINE & TOOL DESIGN	1601130200	03 02 11 03	14	0	0	0	0	0	14 FALL Q		
MECHANICAL TECHNOLOGY PRODUCTION	1601130300	03 02 11 03	12	0	0	0	0	0	12 FALL Q		
LAW ENFORCEMENT	1606050002	03 06 11 22	30	0	10	0	0	0	40 FALL Q		
AUTO BODY REPAIR	1703010000	03 02 11 03	9	1	0	0	0	0	10 FALL Q		
AUTO MECHANICS	1703020000	03 02 11 03	23	1	0	0	0	0	24 FALL Q		
MACHINE SHOP	1723020000	03 02 11 03	3	2	0	0	0	0	05 FALL Q		
WELDING AND CUTTING	1723060000	03 02 11 03	11	0	0	0	0	0	11 FALL Q		
COLLEGE PARALLEL-NOT ELSEWHERE CLASSIFIED	1804000000	03 08 11 22	282	17	166	6	133	5	149	4	762 FALL Q
SITE TOTAL			406	22	313	18	133	05	149	04	1050

STATE TITLE	TAXONOMY	IL T SE OP		FULL TIME		PART TIME		TOTAL TERM			
		NE Y PM BU	SV P CP JR	MALE RES	FEMALE NON	MALE RES	FEMALE NON				
GENERAL MERCHANDISE SPECIALIST	0408010000	03 02 03 17	2	0	2	0	0	0	0	0	04 FALL Q
NURSING ASSOCIATE DEGREE	0703010000	03 02 11 03	4	0	33	19	0	0	2	0	58 FALL Q
GENERAL OFFICE CLERKS I	1403030000	03 02 03 03	0	0	8	2	1	0	1	0	12 FALL Q
SECRETARIES	1407020000	03 02 03 03	0	1	16	3	0	0	6	2	28 FALL Q
COLLEGE PARALLEL-NOT ELSEWHERE CLASSIFIED	1804000000	03 08 11 22	81	20	56	12	37	11	37	7	261 FALL Q
SITE TOTAL			87	21	115	36	36	11	46	09	363

1973-1974
SOUTHEASTERN COMMUNITY COLLEGE
STATE PENITENTIARY SITE
AREA SCHOOL ENROLLMENT AT END OF SECOND WEEK OF TERM

STATE TITLE	TAXONOMY	IL		NE		SV		FULL TIME		PART TIME		TOTAL TERM				
		T	SE	Y	PH	P	CP	JR	RES	NON	RES	NON	RES	NON		
AUTO MECHANICS	1703020000	03	02	01	01	0	0	0	0	0	0	0	0	09	FALL	0
CARPENTRY	1710010000	03	02	01	01	12	0	0	0	0	0	0	0	12	FALL	0
COOK/CHEF	1729020000	03	02	01	01	9	0	0	0	0	0	0	0	09	FALL	0
SITE TOTAL						29	00	00	00	00	00	00	00	29		

169

1973-1974
SOUTHEASTERN COMMUNITY COLLEGE
MT. PLEASANT SITE
AREA SCHOOL ENROLLMENT AT END OF SECOND WEEK OF TERM

STATE TITLE	TAXONOMY	IL		NE		SV		FULL TIME		PART TIME		TOTAL TERM				
		T	SE	Y	PH	P	CP	JR	RES	NON	RES	NON	RES	NON		
MEDICAL LABORATORY ASSISTING	0702030000	03	02	11	03	2	0	11	0	0	0	0	0	13	FALL	0
MEDICAL ASSISTANT	0709040000	03	02	11	03	0	0	21	0	0	0	0	0	21	FALL	0
SITE TOTAL						02	00	32	00	00	00	00	00	34		

10496 6094 7099 193 2341 42 2083 31 22894

SUMMARY OF AREA SCHOOL ENROLLMENT BY PROGRAM
STATE REPORT
AREA SCHOOL ENROLLMENT AT END OF SECOND WEEK OF TERM

STATE TITLE	TAXONOMY	FULL TIME				PART TIME				TOTAL TERM	
		IL SV	TE PC	OP BU JR	MALE RES	FEMALE NON RES	MALE NON RES	FEMALE RES			
AGRICULTURE EDUCATION	0100000000	02 01 11 22	0	0	0	0	43	0	0	0	43 FALL S
AGRICULTURAL PRODUCTION	0101000000	03 02 03 03	179	2	1	0	3	0	0	0	185 FALL Q
AGRICULTURAL PRODUCTION	0101000000	03 02 03 17	26	0	0	0	0	0	0	0	26 FALL S
AGRICULTURAL PRODUCTION	0101000000	03 02 03 67	8	0	0	0	0	0	0	0	08 FALL S
AGRICULTURAL PRODUCTION	0101000000	03 02 11 03	24	0	0	0	0	0	0	0	24 FALL Q
DAIRY CATTLE MANAGEMENT	0101010101	03 02 03 67	7	0	0	0	0	0	0	0	07 FALL Q
BEEF CATTLE PRODUCTION	0101010102	03 02 11 03	6	0	0	0	0	0	0	0	06 FALL Q
ANIMAL SCIENCE-HORSES	0101010103	03 02 03 67	5	1	17	0	0	0	2	0	25 FALL Q
ANIMAL SCIENCE-PRODUCTION MANAGEMENT	0101010600	03 02 03 03	74	2	2	0	0	0	0	0	78 FALL Q
ANIMAL SCIENCE-PRODUCTION MANAGEMENT	0101010600	03 02 03 03	21	1	1	0	0	0	0	0	23 FALL S
ANIMAL SCIENCE-PRODUCTION MANAGEMENT	0101010600	03 02 03 03	95	3	3	0	0	0	0	0	101 TOTAL
ANIMAL SCIENCE-PRODUCTION MANAGEMENT	0101010600	03 02 11 03	14	3	0	0	0	0	0	0	17 FALL Q
CROP SCIENCE-PRODUCTION	0101020100	03 02 03 67	4	0	0	0	0	0	0	0	04 FALL Q
AGRICULTURAL SUPPLIES AND SERVICES	0102000000	03 02 03 03	144	3	6	0	1	0	1	0	155 FALL Q
AGRICULTURAL SUPPLIES AND SERVICES	0102000000	03 02 03 03	59	0	0	0	0	0	0	0	59 FALL S
AGRICULTURAL SUPPLIES AND SERVICES	0102000000	03 02 03 03	203	3	6	0	1	0	1	0	214 TOTAL
AGRICULTURAL SUPPLIES AND SERVICES	0102000000	03 02 03 67	14	0	0	0	0	0	0	0	14 FALL S
AGRICULTURAL POWER AND MACHINERY	0103010000	03 02 03 03	116	2	0	0	0	0	0	0	118 FALL Q
AGRICULTURAL POWER AND MACHINERY	0103010000	03 02 11 03	62	2	0	0	0	0	0	0	64 FALL Q
AGRICULTURAL POWER AND MACHINERY	0103010000	03 02 11 03	33	0	0	0	0	0	0	0	33 FALL S
AGRICULTURAL POWER AND MACHINERY	0103010000	03 02 11 03	95	2	0	0	0	0	0	0	97 TOTAL
AGRICULTURAL STRUCTURES	0103020000	03 02 11 53	10	0	0	0	0	0	0	0	10 FALL Q
ORNAMENTAL HORTICULTURE	0105000000	02 02 11 22	0	0	0	0	11	0	2	0	13 FALL Q
ORNAMENTAL HORTICULTURE	0105000000	03 06 11 22	10	0	5	0	0	0	0	0	15 FALL S
FLORICULTURE	0105020000	03 02 03 03	4	0	27	1	0	0	0	0	32 FALL Q
TURF MANAGEMENT	0105060000	03 02 03 03	64	0	3	0	0	0	0	0	67 FALL Q



1973-1974
SUMMARY OF AREA SCHOOL ENROLLMENT BY PROGRAM
STATE REPORT
AREA SCHOOL ENROLLMENT AT END OF SECOND WEEK OF TERM

STATE TITLE	TAXONOMY	IL SV	T P	S C	E P	O P	FULL TIME		PART TIME		TOTAL TERM				
							MALE RES	FEMALE NON	MALE RES	FEMALE NON					
LANDSCAPE, NURSERY & GARDEN CENTER	0105110000	03	02	03	03	59	0	22	0	0	1	0	82	FALL	Q
AGRICULTURAL RESOURCES	0106000000	03	02	03	03	36	0	2	0	1	0	0	39	FALL	Q
BUSINESS EDUCATION	0300000000	02	02	11	22	0	0	0	0	0	0	11	0	FALL	S
ACCOUNTING	0301000000	03	06	11	22	44	3	14	0	11	0	7	0	FALL	S
CLERICAL	0314000001	03	06	11	22	0	0	7	0	0	0	0	0	FALL	S
CLERICAL	0314000002	03	06	11	22	0	0	6	0	0	0	0	0	FALL	S
OFFICE MANAGEMENT AND SUPERVISION	0326050000	03	06	11	22	0	0	10	0	0	0	0	0	FALL	Q
SECRETARIAL	0334000001	03	06	11	22	0	0	27	0	0	0	1	0	FALL	Q
SECRETARIAL	0334000001	03	06	11	22	0	0	27	0	0	0	1	0	FALL	S
SECRETARIAL	0334000001	03	06	11	22	0	0	54	0	0	0	2	0	FALL	S
SECRETARIAL	0334000002	03	06	11	22	0	0	29	0	0	0	4	0	FALL	Q
SECRETARIAL	0334000002	03	06	11	22	0	0	63	0	0	0	2	0	FALL	S
LEGAL SECRETARIAL	0334000002	03	06	11	22	0	0	92	0	0	0	6	0	FALL	S
LEGAL SECRETARIAL	0334100101	03	06	11	22	0	0	7	0	0	0	0	0	FALL	S
LEGAL SECRETARIAL	0334100102	03	06	11	22	0	0	8	0	0	0	0	0	FALL	S
MEDICAL SECRETARIAL	0334100201	03	06	11	22	0	0	23	0	0	0	0	0	FALL	S
DISTRIBUTIVE EDUCATION	0400000000	02	02	11	22	0	0	0	0	2	0	17	0	FALL	Q
MARKETING MANAGEMENT	0400002900	03	06	11	22	9	1	2	0	0	0	0	0	FALL	Q
APPAREL AND ACCESSORIES	0402000000	03	02	03	03	0	0	58	0	0	0	1	0	FALL	Q
APPAREL AND ACCESSORIES	0402000000	03	02	03	03	0	0	108	1	0	0	0	0	FALL	S
APPAREL AND ACCESSORIES	0402000000	03	02	03	03	0	0	166	1	0	0	1	0	FALL	S
PARTSMAN	0402000000	03	02	03	17	0	0	39	0	0	0	1	0	FALL	Q
PARTSMAN	0403100000	03	02	03	03	13	0	0	0	0	0	0	0	FALL	Q
PARTSMAN	0403100000	03	02	03	17	6	0	0	0	0	0	0	0	FALL	Q
FINANCE AND CREDIT-BANKING	0403100000	03	02	11	03	18	0	0	0	0	0	0	0	FALL	Q
FINANCE AND CREDIT-BANKING	0404000000	03	02	03	67	3	0	1	0	47	0	53	0	FALL	Q

SUMMARY OF AREA SCHOOL ENROLLMENT BY PROGRAM
STATE REPORT
AREA SCHOOL ENROLLMENT AT END OF SECOND WEEK OF TERM

STATE TITLE	TAXONOMY	IL T SE OP		FULL TIME		PART TIME		TOTAL TERM
		NE Y PM BU	SV P CP JR	MALE RES	MALE NON	FEMALE RES	FEMALE NON	
FINANCE AND CREDIT-CONSUMER CREDIT	0404010000	03 02 03 67	0	0	0	0	0	01 FALL Q
FINANCE AND CREDIT-SECURITIES	0404020000	03 02 03 67	1	0	0	0	0	01 FALL Q
FOOD DISTRIBUTION	0406000000	03 02 03 03	25	0	1	0	0	27 FALL Q
FOOD DISTRIBUTION	0406000000	03 02 03 03	51	0	0	0	0	51 FALL S
	0406000000	03 02 03 03	76	0	1	0	0	78 TOTAL
GENERAL MERCHANDISE	0408000000	03 02 03 03	18	0	12	0	0	30 FALL Q
GENERAL MERCHANDISE	0408000000	03 02 03 17	4	0	5	0	0	09 FALL Q
GENERAL MERCHANDISE	0408000000	03 02 13 23	6	0	8	0	0	14 FALL Q
GENERAL MERCHANDISE SPECIALIST	0408010000	03 02 03 03	72	1	8	0	0	87 FALL Q
GENERAL MERCHANDISE SPECIALIST	0408010000	03 02 03 03	121	3	24	0	0	149 FALL S
	0408010000	03 02 03 03	193	4	32	0	0	236 TOTAL
GENERAL MERCHANDISE SPECIALIST	0408010000	03 02 03 17	2	0	2	0	0	04 FALL Q
GENERAL MERCHANDISE SPECIALIST	0408010000	03 02 03 67	1	0	0	0	0	01 FALL Q
HARDWARE AND BUILDING MATERIALS	0409000000	03 02 03 03	9	0	1	0	0	10 FALL Q
HOME FURNISHINGS	0410000000	03 02 03 03	1	0	11	0	0	13 FALL Q
HOTEL AND LODGING	0411000000	03 02 03 67	2	0	2	0	0	05 FALL Q
INDUSTRIAL MARKETING	0412000000	03 02 03 03	41	0	1	0	0	43 FALL Q
INDUSTRIAL MARKETING	0412000000	03 02 03 17	9	0	0	0	0	12 FALL Q
INSURANCE	0413000000	03 02 03 67	4	0	0	0	0	04 FALL Q
PETROLEUM	0416000000	03 02 03 03	17	0	0	0	0	17 FALL S
REAL ESTATE	0417000000	03 02 03 67	0	0	0	0	7	14 FALL Q
JOURNALISM	0504030000	03 06 11 22	1	0	3	0	0	04 FALL Q
JOURNALISM	0504030000	03 06 11 22	6	0	3	0	0	12 FALL S
	0504030000	03 06 11 22	7	0	6	0	0	16 TOTAL
JOURNALISM PHOTOGRAPHY	0504990000	03 06 11 22	3	0	5	0	0	09 FALL Q
HEALTH OCCUPATIONS EDUCATION	0700000000	02 01 11 22	0	0	0	0	17	18 FALL Q



1973-1974
SUMMARY OF AREA SCHOOL ENROLLMENT BY PROGRAM
STATE REPORT
AREA SCHOOL ENROLLMENT AT END OF SECOND WEEK OF TERM

STATE TITLE	TAXONOMY	IL		T SE OP		FULL TIME		PART TIME		TOTAL TERM			
		NE SV	Y P	MALE RES	NON RES	MALE RES	NON RES	MALE RES	NON RES				
HEALTH OCCUPATIONS EDUCATION	0700000000	02 01 11 22	02 01 11 22	0	0	0	0	0	4	0	59	0	63 FALL S
	0700000000	02 01 11 22	02 01 11 22	0	0	0	0	0	5	0	74	0	81 TOTAL
DENTAL ASSISTING	0701010000	03 02 11 03	03 02 11 03	0	0	140	1	0	0	0	0	0	141 FALL Q
DENTAL ASSISTING	0701010000	03 02 11 03	03 02 11 03	0	0	50	0	0	0	0	0	0	50 FALL S
	0701010000	03 02 11 03	03 02 11 03	0	0	190	1	0	0	0	0	0	191 TOTAL
DENTAL ASSISTING	0701010000	03 02 11 53	03 02 11 53	0	0	14	3	0	0	0	0	0	17 FALL Q
DENTAL LABORATORY TECHNOLOGY	0701030000	03 02 11 03	03 02 11 03	20	3	13	1	0	0	0	0	0	37 FALL Q
MEDICAL LABORATORY TECHNOLOGY	0702000000	03 02 11 53	03 02 11 53	0	0	2	0	0	0	0	0	0	02 FALL Q
MEDICAL LABORATORY ASSISTING	0702030000	03 02 11 03	03 02 11 03	5	1	79	4	0	0	0	0	0	89 FALL Q
NURSING ASSOCIATE DEGREE	0703010000	03 02 11 03	03 02 11 03	23	1	398	26	1	0	0	8	0	457 FALL Q
NURSING ASSOCIATE DEGREE	0703010000	03 02 11 03	03 02 11 03	13	2	208	3	0	0	0	13	0	239 FALL S
	0703010000	03 02 11 03	03 02 11 03	36	3	606	29	1	0	0	21	0	696 TOTAL
NURSING ASSOCIATE DEGREE	0703010000	03 02 11 53	03 02 11 53	1	1	15	4	0	0	0	3	0	24 FALL Q
PRACTICAL VOCATIONAL NURSE	0703020000	03 02 11 03	03 02 11 03	21	0	741	24	0	0	1	10	0	797 FALL Q
PRACTICAL VOCATIONAL NURSE	0703020000	03 02 11 03	03 02 11 03	5	0	181	5	0	0	0	1	0	192 FALL S
	0703020000	03 02 11 03	03 02 11 03	26	0	922	29	0	1	0	11	0	989 TOTAL
NURSING ASSISTANCE AIDE	0703030000	03 03 11 03	03 03 11 03	0	0	10	0	1	0	0	8	0	19 FALL Q
SURGICAL TECHNICIAN O.R.T.	0703050000	03 02 11 03	03 02 11 03	12	3	79	7	0	0	0	0	0	101 FALL Q
OCCUPATIONAL THERAPY ASSISTANT	0704010000	03 02 11 03	03 02 11 03	1	0	18	0	0	0	0	2	0	21 FALL Q
ENVIRONMENTAL HEALTH	0707000000	03 06 11 22	03 06 11 22	6	0	1	0	1	0	0	0	0	08 FALL S
ENVIRONMENTAL HEALTH ASSISTANT	0707010000	03 02 03 03	03 02 03 03	16	1	6	1	4	0	0	1	0	29 FALL Q
MENTAL HEALTH TECHNICIAN	0708010000	03 06 11 22	03 06 11 22	4	1	4	0	0	0	0	0	0	09 FALL Q
HEALTH CARE FACILITY ADMINISTRATION	0709000000	03 02 11 03	03 02 11 03	9	0	2	0	11	0	0	16	0	38 FALL Q
RESPIRATORY THERAPY	0709030000	03 02 11 03	03 02 11 03	25	1	26	0	1	0	0	1	0	54 FALL Q
MEDICAL ASSISTANT	0709040000	03 02 11 03	03 02 11 03	0	0	113	3	0	0	0	0	0	116 FALL Q
MEDICAL ASSISTANT	0709040000	03 02 11 03	03 02 11 03	0	0	73	2	0	0	0	1	0	76 FALL S

SUMMARY OF AREA SCHOOL ENROLLMENT BY PROGRAM
STATE REPORT
AREA SCHOOL ENROLLMENT AT END OF SECOND WEEK OF TERM

STATE TITLE	TAXONOMY	IL T SE OP		MALE		FEMALE		FULL TIME		MALE		FEMALE		PART TIME		TOTAL TERM		
		NE	Y	PH	BU	RES	NON	RES	NON	RES	NON	RES	NON	RES	NON			
ORTHOPEDIC ASSISTING	0709040000	03	02	11	03	0	0	186	5	0	0	0	0	0	0	192	FALL	Q
RECREATION SPECIALIST	0709100000	03	02	11	03	16	11	0	0	0	0	0	0	0	0	27	FALL	Q
RECREATION SPECIALIST	0804000000	03	06	11	22	8	0	13	0	0	0	0	0	0	0	21	FALL	Q
CARE AND GUIDANCE OF CHILDREN	0804000000	03	06	11	22	7	4	5	0	0	0	0	0	0	0	18	FALL	S
CARE AND GUIDANCE OF CHILDREN	0804000000	03	06	11	22	15	4	18	0	0	0	0	0	0	0	39	TOTAL	S
CARE AND GUIDANCE OF CHILDREN	0902010000	02	02	11	22	0	0	0	0	0	0	0	0	0	0	48	FALL	Q
CARE AND GUIDANCE OF CHILDREN	0902010000	03	02	11	03	0	0	45	1	0	0	0	0	0	2	49	FALL	Q
HUMAN SERVICES-INSTITUTIONAL CHILD CARE	0902010000	03	02	11	53	1	0	5	1	0	0	0	0	0	0	07	FALL	Q
CLOTHING MANAGEMENT, PRODUCTION, AND SERVICES	0902010100	03	06	11	22	7	0	56	0	0	0	0	0	0	1	64	FALL	S
HOME FURNISHINGS, EQUIPMENT, AND SERVICES	0902020000	03	02	03	03	0	0	42	0	0	0	0	0	0	0	42	FALL	Q
HOME FURNISHINGS, EQUIPMENT, AND SERVICES	0902040000	03	02	03	03	1	0	14	0	0	0	0	0	0	0	15	FALL	Q
ACCOUNTANTS	0902040000	03	02	11	03	5	2	58	2	0	0	0	0	0	1	68	FALL	Q
ACCOUNTANTS	1401010000	03	02	03	03	56	0	46	0	3	0	0	0	0	3	108	FALL	Q
ACCOUNTANTS	1401010000	03	02	03	67	48	0	16	0	1	0	0	0	0	0	65	FALL	Q
ACCOUNTANTS	1401010000	03	02	11	03	45	1	51	0	2	0	0	0	0	1	100	FALL	Q
BOOKKEEPERS	1401010000	03	02	11	53	13	0	11	0	0	0	0	0	0	0	24	FALL	Q
BOOKKEEPERS	1401020000	03	02	03	03	19	0	54	0	0	0	0	0	0	1	74	FALL	Q
BOOKKEEPERS	1401020000	03	02	03	67	3	0	7	0	0	0	0	0	0	0	10	FALL	Q
BOOKKEEPERS	1401020000	03	02	03	67	0	0	1	0	0	0	0	0	0	0	01	FALL	S
BOOKKEEPERS	1401020000	03	02	03	67	3	0	8	0	0	0	0	0	0	0	11	TOTAL	S
BOOKKEEPERS	1401020000	03	02	11	03	19	0	15	0	0	0	0	0	0	1	35	FALL	Q
COMPUTER AND CONSOLE OPERATORS	1401020000	03	02	11	53	5	0	9	0	0	0	0	0	0	0	14	FALL	Q
KEYPUNCH AND CODING EQUIPMENT OPERATORS	1402010000	03	02	11	03	11	1	28	0	1	0	0	0	0	3	44	FALL	Q
KEYPUNCH AND CODING EQUIPMENT OPERATORS	1402010000	03	02	11	03	0	1	11	1	0	0	0	0	0	0	13	FALL	Q
PROGRAMMERS	1402020100	03	03	11	03	0	0	0	0	0	0	0	0	0	2	09	FALL	Q
PROGRAMMERS	1402030000	03	02	11	03	177	4	68	4	11	0	0	0	0	6	270	FALL	Q





1973-1974
SUMMARY OF AREA SCHOOL ENROLLMENT BY PROGRAM
STATE REPORT
AREA SCHOOL ENROLLMENT AT END OF SECOND WEEK OF TERM

STATE TITLE	TAXONOMY	JULY		AUGUST		SEPTEMBER		OCTOBER		NOVEMBER		DECEMBER		TOTAL	
		SV	CP	PM	OP	SV	CP	PM	OP	SV	CP	PM	OP	RES	NON
SYSTEMS ANALYST	1402040000	03	02	11	03	10	3	0	0	0	0	0	0	0	13 FALL Q
GENERAL OFFICE CLERICAL	1403000000	02	02	11	22	0	0	0	0	0	0	0	17	0	17 FALL Q
GENERAL OFFICE CLERKS	1403030000	02	02	11	22	0	0	0	0	0	0	9	0	09 FALL S	
GENERAL OFFICE CLERKS	1403030000	03	02	03	03	0	0	145	8	1	0	5	0	159 FALL Q	
GENERAL OFFICE CLERKS	1403030000	03	02	03	03	0	0	29	0	0	0	0	0	29 FALL S	
GENERAL OFFICE CLERKS	1403030000	03	02	03	03	0	0	174	8	1	0	5	0	188 TOTAL	
GENERAL OFFICE CLERKS	1403030000	03	02	03	17	0	0	4	0	0	0	1	0	05 FALL Q	
GENERAL OFFICE CLERKS	1403030000	03	02	11	03	0	0	123	0	0	0	2	0	125 FALL Q	
GENERAL OFFICE CLERKS	1403030000	03	02	11	03	0	0	47	0	0	0	0	0	47 FALL S	
GENERAL OFFICE CLERKS	1403030000	03	02	11	03	0	0	170	0	0	0	2	0	172 TOTAL	
GENERAL OFFICE CLERKS	1403030000	03	02	11	53	0	0	7	0	0	0	0	0	07 FALL Q	
MEDICAL OFFICE CLERKS	1403030000	03	02	13	23	12	0	116	0	0	0	0	0	128 FALL Q	
EDUCATIONAL ASSISTANT	1403030100	03	02	11	03	0	0	21	0	0	0	0	0	21 FALL Q	
EDUCATIONAL ASSISTANT	1406010000	03	06	11	22	9	0	21	1	2	0	17	0	50 FALL Q	
EXECUTIVE SECRETARY	1406010000	03	06	11	22	2	1	27	0	1	0	0	0	31 FALL S	
EXECUTIVE SECRETARY	1406010000	03	06	11	22	11	1	48	1	3	0	17	0	81 TOTAL	
EXECUTIVE SECRETARY	1407010000	03	02	03	03	1	0	27	3	0	0	3	0	34 FALL Q	
EXECUTIVE SECRETARY	1407010000	03	02	03	03	0	0	36	0	0	0	0	0	36 FALL S	
EXECUTIVE SECRETARY	1407010000	03	02	03	03	1	0	63	3	0	0	3	0	70 TOTAL	
EXECUTIVE SECRETARY	1407010000	03	02	03	67	0	0	20	0	0	0	0	0	20 FALL Q	
SECRETARIES	1407010000	03	02	11	03	0	0	32	0	0	0	0	0	32 FALL Q	
SECRETARIES	1407020000	02	02	11	22	0	0	0	0	0	0	25	0	25 FALL S	
SECRETARIES	1407020000	03	02	03	03	0	1	216	14	0	0	11	2	244 FALL Q	
SECRETARIES	1407020000	03	02	03	03	0	0	30	0	0	0	0	0	30 FALL S	
SECRETARIES	1407020000	03	02	03	03	0	1	246	14	0	0	11	2	274 TOTAL	
SECRETARIES	1407020000	03	02	03	17	0	0	14	0	0	0	1	0	15 FALL Q	
SECRETARIES	1407020000	03	02	11	03	0	0	34	2	0	0	2	0	98 FALL Q	

1973-1974
SUMMARY OF AREA SCHOOL ENROLLMENT BY PROGRAM
STATE REPORT
AREA SCHOOL ENROLLMENT AT END OF SECOND WEEK OF TERM

STATE TITLE	TAXONOMY	IL T SE OP		FULL TIME		PART TIME		TOTAL TERM									
		SV	PC	RES	NON	RES	NON										
SECRETARIES	1407020000	03	02	11	03	0	0	0	0	0	0	0	49	FALL	S		
	1407020000	03	02	11	03	0	0	143	2	0	0	0	2		147	TOTAL	
MEDICAL SECRETARIES	1407020000	03	02	11	53	0	0	22	0	0	0	0	1	0	23	FALL	C
MEDICAL SECRETARIES	1407020100	03	02	03	03	1	0	55	3	0	0	0	6	0	65	FALL	C
MEDICAL SECRETARIES	1407020100	03	02	03	67	0	0	26	0	0	0	0	1	0	27	FALL	C
LEGAL SECRETARIES	1407020100	03	02	11	53	0	0	9	0	0	0	0	0	0	09	FALL	C
LEGAL SECRETARIES	1407020200	03	02	03	03	0	0	24	0	0	0	0	3	0	27	FALL	C
LEGAL SECRETARIES	1407020200	03	02	03	67	0	0	23	0	0	0	0	0	0	23	FALL	C
INSURANCE SECRETARIES	1407020200	03	02	11	53	0	0	6	1	0	0	0	0	0	07	FALL	C
COMMUNITY SERVICE ASSOCIATE	1407020300	03	02	03	67	0	0	2	0	0	0	0	0	0	02	FALL	C
COMMUNITY SERVICE ASSOCIATE	1513050000	03	06	11	22	11	0	46	2	8	0	0	36	0	103	FALL	C
WASTEWATER TREATMENT	1513050000	03	06	11	22	3	0	6	0	0	0	0	3	0	12	FALL	S
	1513050000	03	06	11	22	14	0	52	2	8	0	0	39	0	115	TOTAL	
STRUCTURAL TECHNOLOGY	1601060211	03	02	03	22	58	0	0	0	0	0	0	0	0	58	FALL	C
STRUCTURAL TECHNOLOGY	1601060300	03	02	03	03	23	0	1	0	0	0	0	0	0	24	FALL	C
ELECTRONIC TECHNOLOGY	1601060300	03	02	11	03	45	1	0	0	4	0	0	0	0	50	FALL	C
ELECTRONIC TECHNOLOGY	1601080000	03	02	11	03	294	10	3	0	2	0	0	0	0	309	FALL	C
ELECTRONIC COMMUNICATIONS TECHNOLOGY	1601080000	03	02	11	03	139	4	2	0	15	0	0	2	0	162	FALL	S
	1601080000	03	02	11	03	433	14	5	0	17	0	0	2	0	471	TOTAL	
ELECTRO MECHANICAL TECHNOLOGY	1601080100	03	02	11	03	24	3	0	0	0	0	0	0	0	27	FALL	C
MECHANICAL TECHNOLOGY, MACHINE & TOOL DESIGN	1601090000	03	02	11	03	43	3	1	0	2	0	0	0	0	49	FALL	C
MECHANICAL TECHNOLOGY, MACHINE & TOOL DESIGN	1601130200	03	02	11	03	110	1	3	0	3	0	0	0	0	117	FALL	C
	1601130200	03	02	11	03	48	0	1	0	12	0	0	0	0	61	FALL	S
	1601130200	03	02	11	03	158	1	4	0	15	0	0	0	0	178	TOTAL	
MECHANICAL TECHNOLOGY PRODUCTION	1601130300	03	02	11	03	12	0	0	0	0	0	0	0	0	12	FALL	C
MECHANICAL TECHNOLOGY DESIGN AND PRODUCTION	1601139900	03	02	11	03	30	0	1	0	0	0	0	0	0	31	FALL	C

Page 16 (continued)

1973-1974
SUMMARY OF AREA SCHOOL ENROLLMENT BY PROGRAM
STATE REPORT

AREA SCHOOL ENROLLMENT AT END OF SECOND WEEK OF TERM

STATE TITLE	PROXIMITY	IL T SE OP		FULL TIME		PART TIME		TOTAL TERM		
		SV	PC	MALE	FEMALE	MALE	FEMALE			
		RES	NON	RES	NON	RES	NON			
REHABILITATION FACILITIES SPECIALIST	1603110000	0	0	9	0	0	0	0	09 FALL	9
FOOD SERVICE SUPERVISOR	1605040000	36	0	8	0	1	0	0	45 FALL	9
FIRE AND FIRE SAFETY	1606020000	1	0	0	0	3	0	0	04 FALL	0
POLICE SCIENCE TECHNOLOGY	1606050000	104	5	17	0	1	0	0	127 FALL	0
POLICE SCIENCE TECHNOLOGY	1606050000	11	3	0	0	0	0	0	14 FALL	0
LAW ENFORCEMENT	1606050001	0	0	0	0	3	0	1	04 FALL	5
LAW ENFORCEMENT	1606050002	209	3	26	0	155	0	6	399 FALL	0
LAW ENFORCEMENT	1606050002	56	0	12	0	16	0	0	84 FALL	5
CRIMINALISTICS	1606050002	265	3	38	0	171	0	6	683 TOTAL	
COMMUNITY CORRECTION ASSOCIATE	1606050100	16	0	0	0	3	0	4	23 FALL	0
EDUCATIONAL MEDIA TECHNICIAN	1606051000	6	0	6	0	2	0	1	15 FALL	0
AIR CONDITIONING	1606990000	8	0	6	0	0	0	0	14 FALL	5
AIR CONDITIONING	1701000000	80	9	0	0	0	0	1	89 FALL	0
AIR CONDITIONING	1701000000	43	0	0	0	0	0	0	43 FALL	5
AIR CONDITIONING	1701000000	123	9	0	0	0	0	0	132 TOTAL	
AIR CONDITIONING	1701000000	13	0	0	0	0	0	0	13 FALL	0
APPLIANCE REPAIR	1701000000	16	0	0	0	0	0	0	16 FALL	0
AUTOMOTIVE SERVICES	1702000000	10	0	0	0	0	0	0	10 FALL	0
AUTOMOTIVE SERVICES	1703000000	0	0	0	0	20	0	1	21 FALL	5
AUTO BODY REPAIR	1703000000	0	0	0	0	65	0	0	65 FALL	0
AUTO BODY REPAIR	1703010000	0	0	0	0	30	0	0	30 FALL	0
AUTO BODY REPAIR	1703010000	138	9	0	0	0	0	0	147 FALL	0
AUTO BODY REPAIR	1703010000	16	0	0	0	0	0	0	16 FALL	5
AUTO BODY REPAIR	1703010000	154	9	0	0	0	0	0	163 TOTAL	
AUTO MECHANICS	1703010000	17	0	0	0	0	0	0	17 FALL	0
AUTO MECHANICS	1703020000	0	0	0	0	13	0	0	13 FALL	0

SUMMARY OF AREA SCHOOL ENROLLMENT BY PROGRAM
STATE REPORT

AREA SCHOOL ENROLLMENT AT END OF SECOND WEEK OF TERM

STATE TITLE	TAXONOMY	IL T SE OP		MALE		FEMALE		FULL TIME		MALE		FEMALE		PART TIME		TOTAL TERM	
		SV	PC	CP	JR	RES	NON	RES	NON	RES	NON	RES	NON	RES	NON		
AUTO MECHANICS	1703020000	03	02	01	01	8	0	0	0	0	0	0	0	0	0	08 FALL	0
AUTO MECHANICS	1703020000	03	02	11	03	395	18	4	0	0	0	0	0	0	0	417 FALL	0
AUTO MECHANICS	1703020000	03	02	11	03	119	6	0	0	1	0	0	0	0	0	126 FALL	5
SERVICE STATION MECHANIC	1703020000	03	02	11	03	514	24	4	0	1	0	0	0	0	0	543 TOTAL	0
SERVICE STATION MECHANIC	1703020100	03	02	03	03	8	0	0	0	0	0	0	0	0	0	08 FALL	5
SERVICE STATION MECHANIC	1703020100	03	02	11	03	6	3	0	0	0	0	0	0	0	0	09 FALL	0
SERVICE STATION MECHANIC	1703020100	03	02	13	23	21	0	0	0	0	0	0	0	0	0	21 FALL	0
AIRCRAFT MAINTENANCE	1704010000	03	02	11	03	77	14	1	0	0	0	0	0	0	0	92 FALL	0
AVIATION GROUND OPERATIONS	1704030000	03	02	03	03	9	0	1	0	0	0	0	0	0	0	10 FALL	0
BUSINESS MACHINE MAINTENANCE	1706000000	03	02	11	03	5	0	0	0	0	0	0	0	0	0	05 FALL	0
COMMERCIAL ART OCCUPATIONS	1707000000	03	02	11	03	71	1	68	0	0	0	0	0	0	0	140 FALL	0
COMMERCIAL PHOTOGRAPHY	1709000000	03	02	11	03	63	1	9	0	0	0	0	0	0	0	73 FALL	0
CARPENTRY	1710010000	02	02	11	22	0	0	0	0	125	0	0	0	0	0	125 FALL	0
CARPENTRY	1710010000	03	02	01	01	12	0	0	0	0	0	0	0	0	0	12 FALL	0
CARPENTRY	1710010000	03	02	11	03	79	2	0	0	0	0	0	0	0	0	81 FALL	0
CARPENTRY	1710010000	03	02	11	03	37	2	0	0	0	0	0	0	0	0	39 FALL	5
CAR ENTRY	1710010000	03	02	11	03	116	4	0	0	0	0	0	0	0	0	120 TOTAL	0
CARPENTRY	1710010000	03	02	11	53	18	0	0	0	0	0	0	0	0	0	18 FALL	0
ELECTRICIAN	1710010000	03	02	11	53	15	0	0	0	1	0	0	0	0	0	16 FALL	5
ELECTRICIAN	1710010000	03	02	11	53	33	0	0	0	1	0	0	0	0	0	34 TOTAL	0
ELECTRICIAN	1710020000	03	02	11	03	42	4	0	0	0	0	0	0	0	0	46 FALL	0
HEAVY EQUIPMENT-CONSTRUCTION	1710020000	03	02	11	53	4	0	0	0	0	0	0	0	0	0	04 FALL	5
TRUCK DRIVER	1710030000	03	02	11	03	11	0	0	0	0	0	0	0	0	0	11 FALL	0
MASONRY CONSTRUCTION	1710030200	03	03	11	03	0	0	0	0	6	1	2	0	0	0	09 FALL	0
MASONRY CONSTRUCTION	1710040000	03	02	11	03	13	0	0	0	0	0	0	0	0	0	13 FALL	0
MASONRY CONSTRUCTION	1710040000	03	02	11	53	18	0	0	0	0	0	0	0	0	0	18 FALL	0

2 IC (continued)

1973-1974
SUMMARY OF AREA SCHOOL ENROLLMENT BY PROGRAM
STATE REPORT
AREA SCHOOL ENROLLMENT AT END OF SECOND WEEK OF TERM

STATE TITLE	TAXONOMY	1L T SE OP		FULL TIME		PART TIME		TOTAL TERM	
		NE Y PM BU	SV P CP JR	MALE RES	MALE NON	FEMALE RES	FEMALE NON		
PLUMBING AND PIPEFITTING	1710070000	03 02 11 03		29	0	0	0	0	29 FALL Q
CUSTODIAL SERVICES	1711000000	03 02 01 05		3	0	0	0	0	03 FALL Q
CUSTODIAL SERVICES	1711000000	03 02 02 06		15	0	0	0	0	15 FALL Q
CUSTODIAL SERVICES	1711000000	03 02 03 03		8	0	0	0	0	08 FALL Q
DIESEL MECHANIC	1711000000	03 02 13 23		24	0	2	0	0	26 FALL Q
ARCHITECTURAL DRAFTING	1712000000	03 02 11 03		135	2	0	0	0	137 FALL Q
ARCHITECTURAL DRAFTING	1713010000	03 02 03 03		17	0	1	0	0	18 FALL S
MECHANICAL DRAFTING	1713010000	03 02 11 03		61	0	9	0	0	70 FALL Q
MECHANICAL DRAFTING	1713030000	03 02 11 03		66	1	11	0	0	78 FALL Q
STRUCTURAL DRAFTING	1713030000	03 02 11 03		34	0	1	0	0	35 FALL S
STRUCTURAL DRAFTING	1713030000	03 02 11 03		100	1	12	0	0	113 TOTAL
INDUSTRIAL ELECTRICIAN	1713040000	03 02 11 03		7	0	1	0	0	08 FALL S
INDUSTRIAL ELECTRICIAN	1714010000	03 02 11 03		22	2	0	0	0	24 FALL Q
LINEMAN	1714010000	03 02 11 53		16	0	0	0	0	16 FALL Q
ELECTRONIC COMMUNICATIONS	1714020000	03 02 11 03		45	1	0	0	0	46 FALL Q
ELECTRONIC COMPUTER MAINTENANCE	1715010000	03 02 11 03		22	3	0	0	0	25 FALL Q
INDUSTRIAL ELECTRONICS	1715020100	03 02 11 03		48	2	0	0	0	50 FALL Q
RADIO/TELEVISION	1715020200	03 02 11 03		33	0	0	2	0	35 FALL Q
RADIO/TELEVISION	1715030000	03 02 11 03		24	1	0	0	0	25 FALL Q
RADIO AND TV BROADCASTING	1715030000	03 02 11 03		9	0	0	0	0	09 FALL S
GRAPHIC ARTS OCCUPATIONS	1715030000	03 02 11 03		33	1	0	0	0	34 TOTAL
GRAPHIC ARTS OCCUPATIONS	1715990000	03 02 03 03		42	1	2	0	0	45 FALL S
GRAPHIC ARTS OCCUPATIONS	1719000000	03 02 01 05		8	0	3	0	0	11 FALL Q
GRAPHIC ARTS OCCUPATIONS	1719000000	03 02 02 06		12	0	2	0	0	14 FALL Q
GRAPHIC ARTS OCCUPATIONS	1719000000	03 02 03 03		5	3	0	1	0	09 FALL Q

SUMMARY OF AREA SCHOOL ENROLLMENT BY PROGRAM
STATE REPORT

AREA SCHOOL ENROLLMENT AT END OF SECOND WEEK OF TERM

STATE TITLE	TAXONOMY	IL T SE OP				FULL TIME				PART TIME				TOTAL TERM			
		NE Y PM BU	SV P CP JR	RES	MALE	NON	RES	MALE	NON	RES	MALE	NON	RES		MALE	NON	
GRAPHIC ARTS OCCUPATIONS	1719000000	03 02 11 03	32	0	16	1	0	0	0	0	0	0	0	0	0	49 FALL	0
BAND AND ORCHESTRA REPAIR	1721010100	03 02 11 03	12	15	1	1	0	0	0	0	0	0	0	0	0	29 FALL	0
PIANO TUNER	1721010200	03 02 11 03	5	20	2	3	0	0	0	0	0	0	0	0	0	30 FALL	0
MACHINE SHOP	1723020000	03 02 11 03	41	3	0	0	0	0	0	0	0	0	0	0	0	44 FALL	0
MACHINE SHOP	1723020000	03 02 11 03	25	0	0	0	0	0	0	0	0	0	0	0	0	25 FALL	5
MACHINE SHOP	1723020000	03 02 11 03	66	3	0	0	0	0	0	0	0	0	0	0	0	69 TOTAL	0
MACHINE SHOP	1723020000	03 02 13 23	12	0	0	0	0	0	0	0	0	0	0	0	0	12 FALL	0
MACHINE OPERATOR	1723030000	03 07 11 03	5	0	0	0	0	3	0	0	0	0	0	0	0	08 FALL	0
MACHINE OPERATOR	1723030000	03 02 11 03	47	1	2	0	0	0	0	0	0	0	0	0	0	50 FALL	0
MACHINE TOOL MAINTENANCE	1723030000	03 02 13 23	19	0	0	0	0	0	0	0	0	0	0	0	0	19 FALL	0
WELDING AND CUTTING	1723040000	03 02 11 03	12	0	0	0	0	0	0	0	0	0	0	0	0	12 FALL	0
WELDING AND CUTTING	1723050000	02 02 11 03	0	0	0	0	0	25	0	0	0	0	0	0	0	25 FALL	0
WELDING AND CUTTING	1723060000	03 02 01 05	9	1	0	0	0	0	0	0	0	0	0	0	0	10 FALL	0
WELDING AND CUTTING	1723060000	03 02 02 06	3	0	0	0	0	0	0	0	0	0	0	0	0	03 FALL	0
WELDING AND CUTTING	1723060000	03 02 11 03	200	9	11	0	29	0	4	0	0	0	0	0	0	253 FALL	0
WELDING AND CUTTING	1723060000	03 02 11 03	18	0	0	0	0	0	0	0	0	0	0	0	0	18 FALL	5
WELDING AND CUTTING	1723060000	03 02 11 03	218	9	11	0	29	0	4	0	0	0	0	0	0	271 TOTAL	0
TOOL AND DIE MAKING	1723060000	03 02 13 23	41	0	1	0	0	0	0	0	0	0	0	0	0	42 FALL	0
TOOL AND DIE MAKING	1723070000	03 02 11 03	89	1	0	0	0	0	0	0	0	0	0	0	0	90 FALL	0
TOOL AND DIE MAKING	1723070000	03 02 11 03	2	0	0	0	0	0	0	0	0	0	0	0	0	02 FALL	5
COSMETOLOGY	1723070000	03 02 11 03	91	1	0	0	0	0	0	0	0	0	0	0	0	92 TOTAL	0
COSMETOLOGY	1726020000	02 02 11 22	0	0	0	0	0	0	0	0	0	0	0	0	0	11 FALL	5
COOK/CHEF	1726020000	03 02 11 03	0	0	11	0	0	0	0	0	0	0	0	0	0	11 FALL	0
COOK/CHEF	1729020000	03 02 01 01	9	0	0	0	0	0	0	0	0	0	0	0	0	09 FALL	0
COOK/CHEF	1729020000	03 02 11 03	20	0	9	1	0	0	0	0	0	0	0	0	0	30 FALL	0
COOK/CHEF	1729020000	03 02 11 53	1	0	0	0	0	0	0	0	0	0	0	0	0	01 FALL	0



1973-1974
SUMMARY OF AREA SCHOOL ENROLLMENT BY PROGRAM
STATE REPORT
AREA SCHOOL ENROLLMENT AT END OF SECOND WEEK OF TERM

STATE TITLE	TAXONOMY	IL T SE OP		FULL TIME		PART TIME		TOTAL TERM			
		NE Y PM BU	SV P CP JR	MALE RES	MALE NON	MALE RES	MALE NON				
COOK/CHEF	1729020000	03 02 13 23	6	0	7	0	0	0	13 FALL Q		
MEAT CUTTER	1729030000	03 02 11 03	10	4	0	1	0	0	15 FALL Q		
MEAT CUTTER	1729030000	03 02 13 23	6	0	0	0	0	0	06 FALL Q		
SMALL ENGINE MECHANICS	1731000000	02 01 11 22	0	0	0	0	32	0	32 FALL Q		
SMALL ENGINE MECHANICS	1731000000	02 01 11 22	0	0	0	0	99	0	99 FALL S		
SMALL ENGINE MECHANICS	1731000000	02 01 11 22	0	0	0	0	131	0	131 TOTAL		
SMALL ENGINE REPAIR	1731000000	03 02 11 03	58	14	0	0	0	0	72 FALL Q		
UPHOLSTERING	1735000000	03 02 13 23	5	0	5	0	0	0	10 FALL Q		
COLLEGE PARALLEL--NOT ELSEWHERE CLASSIFIED	1804000000	03 08 11 22	2383	138	1094	39	1169	35	1206	20	6084 FALL Q
COLLEGE PARALLEL--NOT ELSEWHERE CLASSIFIED	1804000000	03 08 11 22	493	17	271	1	33	0	37	0	852 FALL S
COLLEGE PARALLEL--NOT ELSEWHERE CLASSIFIED	1804000000	03 08 11 22	1446	200	840	16	236	5	284	6	3033 FALL S
COLLEGE PARALLEL--NOT ELSEWHERE CLASSIFIED	1804000000	03 08 11 22	4322	355	2205	56	1438	40	1527	26	9969 TOTAL
LIBRARY ASSISTANT	2004050000	03 06 11 22	0	1	4	0	0	0	10	0	15 FALL Q
REMEDIATION	2300240000	03 01 01 17	24	0	0	0	0	0	0	0	25 FALL Q
REMEDIATION	2300240000	03 05 01 05	24	0	8	0	0	0	0	0	32 FALL Q
SELF-UNDERSTANDING	2300260000	03 01 02 06	0	0	0	0	19	0	8	0	27 FALL Q
CAREER COUNSELING	3221120000	03 05 01 05	0	0	0	0	15	0	32	0	47 FALL Q

STATE TOTAL	10496	609	7099	193	2341	42	2083	31	22894
AGRICULTURAL PRODUCTION	2526	23	6	0	3	0	0	0	2558
GRAND TOTAL	13022	632	7105	193	2344	42	2083	31	25452

Program Identification Code Sheet

INSTRUCTIONAL LEVEL

- | | | |
|-----------------|--------------------|-----------------------------------|
| 01 - Elementary | 03 - Postsecondary | 05 - Any combination of the above |
| 02 - Secondary | 04 - Adult | |

TYPE OF PROGRAM, SERVICE AND/OR ACTIVITY

- | | |
|-------------------------------------|---------------------------------------|
| 01 - Career Awareness & Exploration | 05 - Related Service or Activity |
| 02 - Preparatory | 06 - College Parallel (Career Option) |
| 03 - Preparatory (Short Term) | 07 - Preparatory (Part Time) |
| 04 - Supplementary | 08 - College Parallel |

TYPE OF PROGRAM, SERVICE AND/OR ACTIVITY (approved to operate through a joint agreement)

- | | |
|-------------------------------------|---------------------------------------|
| 21 - Career Awareness & Exploration | 25 - Related Service or Activity |
| 22 - Preparatory | 26 - College Parallel (Career Option) |
| 23 - Preparatory (Short Term) | 27 - Preparatory (Part Time) |
| 24 - Supplementary | 28 - College Parallel |

SPECIAL EMPHASIS

- | | | |
|--------------------|-------------------------|--|
| 01 - Disadvantaged | 06 - Consumer Education | 10 - Home Economics--Depressed Area,
1/3 Part "F" |
| 02 - Handicapped | (Useful only) | |
| 03 - Cooperative | 07 - Guidance | 11 - No Special Emphasis |
| 04 - Apprentice | 08 - Pre-Postsecondary | 12 - Young Farmer |
| 05 - NEBIT | 09 - Work-Study | 13 - MDTA |

OBJECT AND PURPOSE

- | | |
|---|---|
| 01 - Part "A" 102-b (Disadvantaged) | 13 - Part "D" Exemplary |
| 02 - Part "B" 102-a Secondary | Home Economics Gainful |
| 03 - Postsecondary | |
| 04 - Adult | 14 - Part "E" Residential |
| 05 - Disadvantaged | 15 - Part "F" Consumer & Homemaking, (2/3) |
| 06 - Handicapped | 16 - (1/3 Depressed Areas) |
| 07 - Construction | 17 - Part "G" Cooperative New & Expanding |
| 08 - Guidance & Counseling | 18 - Employer Reimbursement |
| 09 - Contracted Instruction | 19 - Student Compensation |
| 10 - Ancillary Services | 20 - Part "H" Work-Study (Student Compensation) |
| 11 - Part "C" Research (Administration) | 21 - MDTA |
| 12 - (Grants) | 22 - Non Reimbursable |
| | 23 - MDTA Multi-Occupational Cluster |

OBJECT AND PURPOSE (New and Expanding)

- | | |
|---|---|
| 51 - Part "A" 102-b (Disadvantaged) | 64 - Part "E" Residential |
| 52 - Part "B" 102-a Secondary | Home Economics Gainful |
| 53 - Postsecondary | |
| 54 - Adult | 65 - Part "F" Consumer & Homemaking (2/3) |
| 55 - Disadvantaged | 66 - (1/3 Depressed Areas) |
| 56 - Handicapped | 67 - Part "G" Cooperative New & Expanding |
| 57 - Construction | 68 - Employer Reimbursement |
| 58 - Guidance & Counseling | 69 - Student Compensation |
| 59 - Contracted Instruction | 70 - Part "H" Work-Study (Student Compensation) |
| 60 - Ancillary Services | 71 - MDTA |
| 61 - Part "C" Research (Administration) | 72 - Non Reimbursable |
| 62 - (Grants) | 73 - MDTA Multi-Occupational Cluster |
| 63 - Part "D" Exemplary | |

TABLE 17
COMPARISON OF FALL TERM ENROLLMENT IN AREA SCHOOLS
(Change from Fall Term 1972-73 to Fall Term 1973-74)

Area School	Career Education			College Parallel			Other			Full-Time			Part-Time			Total
	Full-Time	Part-Time	Total	Full-Time	Part-Time	Total	Full-Time	Part-Time	Total	M	W	Total	M	W	Total	
I Prod.Ag. Totals	+17	+38	+57	-	-	-	-	-	-	+17	+38	+57	+1	+1	+2	
II Prod.Ag. Totals	+39	+29	+67	(38)	(11)	(43)	-	-	-	+19	+38	+59	+1	+1	+2	
III Prod.Ag. Totals	+16	+10	+26	(38)	(11)	(43)	+13	+3	+17	+111	+18	+129	+5	+5	+24	
IV Prod.Ag. Totals	+12	+9	+21	+166	+29	+195	+13	+3	+17	(6)	(4)	(2)	(1)	(1)	(2)	
V Prod.Ag. Totals	+42	(2)	+40	+166	+29	+195	+13	+3	+17	+54	(12)	+42	(15)	(15)	+25	
VI Prod.Ag. Totals	+18	-	+18	(106)	(49)	(158)	-	-	-	+23	(23)	+46	(25)	(25)	+51	
VII Prod.Ag. Totals	+62	+63	+125	(106)	(49)	(158)	+4	+4	+8	+14	(14)	+28	(14)	(14)	+28	
VIII Prod.Ag. Totals	+69	+63	+132	(106)	(49)	(158)	+4	+4	+8	+14	(14)	+28	(14)	(14)	+28	
IX Prod.Ag. Totals	+51	+27	+78	(14)	(2)	(16)	+4	+4	+8	+14	(14)	+28	(14)	(14)	+28	
X Prod.Ag. Totals	+124	+104	+228	(44)	+5	(49)	+4	+4	+8	+14	(14)	+28	(14)	(14)	+28	
XI Prod.Ag. Totals	+63	+9	+72	(44)	+5	(49)	+4	+4	+8	+14	(14)	+28	(14)	(14)	+28	
XII Prod.Ag. Totals	+32	(1)	+31	(44)	+5	(49)	+4	+4	+8	+14	(14)	+28	(14)	(14)	+28	
XIII Prod.Ag. Totals	+8	(6)	+14	(15)	(16)	(31)	(4)	(4)	(8)	(15)	(16)	(31)	(4)	(4)	(8)	
XIV Prod.Ag. Totals	+17	(8)	+25	(15)	(16)	(31)	(4)	(4)	(8)	(15)	(16)	(31)	(4)	(4)	(8)	
XV Prod.Ag. Totals	+77	+3	+80	(39)	+9	(48)	(4)	(4)	(8)	(39)	+9	(48)	(4)	(4)	(8)	
XVI Prod.Ag. Totals	(18)	(4)	(22)	(46)	(23)	(69)	(7)	(7)	(14)	(46)	(23)	(69)	(7)	(7)	(14)	
GRAND TOTALS:	+944	+327	+1271	(262)	(74)	(336)	+23	+10	+117	+705	+263	+968	+533	+361	+1324	

TABLE 13

ENROLLMENT AT END OF SECOND WEEK
STATUS OF STUDENTS
Northeast Iowa Area Vocational-Technical School
Area I - Calmar

	Total Full-Time Students			Total Part-Time Students			Total Full and Part-Time Students			Career			Coll. Par.			Other				
	Men	Women	Total	Men	Women	Total	Men	Women	Total	F-T	P-T	F-T	P-T	F-T	P-T	F-T	P-T	F-T	P-T	
FALL QUARTER																				
first year	236	238	474	1	3	4	237	241	478	474	4	-0-	-0-	-0-	-0-	-0-	-0-	-0-	-0-	
second year	70	54	124	-0-	-0-	-0-	70	54	124	124	-0-	-0-	-0-	-0-	-0-	-0-	-0-	-0-	-0-	
unclassified	-0-	-0-	-0-	-0-	-0-	-0-	-0-	-0-	-0-	-0-	-0-	-0-	-0-	-0-	-0-	-0-	-0-	-0-	-0-	
total	306	292	598	1	3	4	307	295	602	598	4	-0-	-0-	-0-	-0-	-0-	-0-	-0-	-0-	
WINTER QUARTER																				
first year	219	222	441	-0-	14	14	219	236	455	443	14	-0-	-0-	-0-	-0-	-0-	-0-	-0-	-0-	
second year	69	37	106	1	-0-	1	70	37	107	107	1	-0-	-0-	-0-	-0-	-0-	-0-	-0-	-0-	
unclassified	-0-	-0-	-0-	-0-	-0-	-0-	-0-	-0-	-0-	-0-	-0-	-0-	-0-	-0-	-0-	-0-	-0-	-0-	-0-	
total	288	259	547	1	14	15	289	273	562	550	15	-0-	-0-	-0-	-0-	-0-	-0-	-0-	-0-	
SPRING QUARTER																				
first year	215	224	439	-0-	62	62	215	286	501	487	62	-0-	-0-	-0-	-0-	-0-	-0-	-0-	-0-	
second year	67	34	101	-0-	-0-	-0-	67	34	101	100	-0-	-0-	-0-	-0-	-0-	-0-	-0-	-0-	-0-	
unclassified	-0-	-0-	-0-	-0-	-0-	-0-	-0-	-0-	-0-	-0-	-0-	-0-	-0-	-0-	-0-	-0-	-0-	-0-	-0-	
total	282	258	540	-0-	62	62	282	320	602	587	62	-0-	-0-	-0-	-0-	-0-	-0-	-0-	-0-	
SUMMER QUARTER																				
first year	70	114	184	-0-	21	21	70	135	205	197	21	-0-	-0-	-0-	-0-	-0-	-0-	-0-	-0-	
second year	32	61	93	-0-	-0-	-0-	32	61	93	91	-0-	-0-	-0-	-0-	-0-	-0-	-0-	-0-	-0-	
unclassified	-0-	-0-	-0-	-0-	-0-	-0-	-0-	-0-	-0-	-0-	-0-	-0-	-0-	-0-	-0-	-0-	-0-	-0-	-0-	
total	102	175	277	-0-	21	21	102	196	298	288	21	-0-	-0-	-0-	-0-	-0-	-0-	-0-	-0-	

TABLE 18 (continued)

ENROLLMENT AT END OF SECOND WEEK
STATUS OF STUDENTS
North Iowa Area Community School
Area II - Mason City

	Total Full-Time Students			Total Part-Time Students			Total Full and Part-Time Students			Career		Coll. Par.		Other	
	Men	Women	Total	Men	Women	Total	Men	Women	Total	F-T	P-T	F-T	P-T	F-T	P-T
FALL SEMESTER															
first year	506	412	918	14	33	47	520	445	965	348	10	570	37	-0-	-0-
second year	309	145	454	20	14	34	329	159	488	126	1	328	33	-0-	-0-
unclassified	-0-	-0-	-0-	-0-	-0-	-0-	-0-	-0-	-0-	-0-	-0-	-0-	-0-	-0-	-0-
total	815	557	1372	34	47	81	849	604	1453	474	11	898	70	-0-	-0-
SPRING SEMESTER															
first year	477	384	861	16	31	47	493	415	908	325	8	536	39	-0-	-0-
second year	301	137	438	18	14	32	319	151	470	114	2	324	30	-0-	-0-
unclassified	-0-	-0-	-0-	-0-	-0-	-0-	-0-	-0-	-0-	-0-	-0-	-0-	-0-	-0-	-0-
total	778	521	1299	34	45	79	812	566	1378	439	10	860	69	-0-	-0-
SUMMER SESSION															
first year	36	116	152	34	45	79	70	161	231	152	-0-	-0-	79	-0-	-0-
second year	38	56	94	50	62	112	88	118	206	93	-0-	1	112	-0-	-0-
unclassified	-0-	-0-	-0-	-0-	-0-	-0-	-0-	-0-	-0-	-0-	-0-	-0-	-0-	-0-	-0-
total	74	172	246	84	107	191	158	279	437	245	-0-	1	191	-0-	-0-



ENROLLMENT AT END OF SECOND WEEK
STATUS OF STUDENTS
Iowa Lakes Community College
Area III - Estherville

	Total Full-Time Students		Total Part-Time Students		Total Full and Part-Time Students		Career		Par.		Other	
	Men	Women	Men	Women	Men	Women	F-T	P-T	F-T	P-T	F-T	P-T
FALL QUARTER												
first year	521	231	73	44	594	275	869	247	1	505	66	0
second year	165	66	8	8	173	74	247	99	5	132	11	0
unclassified	13	3	0	0	13	3	16	0	0	0	0	0
total	699	300	81	52	780	352	1132	346	6	637	77	16
WINTER QUARTER												
first year	552	208	60	45	612	253	865	241	4	503	50	16
second year	199	74	4	7	203	81	284	99	0	174	11	0
unclassified	0	0	0	0	0	0	0	0	0	0	0	0
total	751	282	64	52	815	334	1149	340	4	677	61	16
SPRING QUARTER												
first year	429	211	77	51	506	262	768	236	1	388	57	16
second year	263	68	17	7	280	75	355	60	1	271	23	0
unclassified	0	0	0	0	0	0	0	0	0	0	0	0
total	692	279	94	58	786	337	1123	296	2	659	80	16
SUMMER QUARTER												
first year	231	63	41	34	272	97	369	170	0	108	75	16
second year	98	42	39	17	137	59	196	31	0	109	56	0
unclassified	2	14	0	0	2	14	16	0	0	0	0	0
total	331	119	80	51	411	170	581	201	0	217	131	32

TABLE 18 (continued)

ENROLLMENT AT END OF SECOND WEEK
STATUS OF STUDENTS
Northwest Iowa Vocational School
Area IV - Sheldon

	Total Full-Time Students			Total Part-Time Students			Total Full and Part-Time Students			Career			Coll. Par.			Other				
	Men	Women	Total	Men	Women	Total	Men	Women	Total	F-T	P-T	F-T	P-T	F-T	P-T	F-T	P-T	F-T	P-T	
FALL QUARTER																				
first year	270	56	326	35	-0-	35	35	-0-	35	305	56	361	326	35	-0-	-0-	-0-	-0-	-0-	
second year	33	-0-	33	33	-0-	33	33	-0-	33	66	-0-	66	33	33	-0-	-0-	-0-	-0-	-0-	
unclassified	-0-	-0-	-0-	-0-	-0-	-0-	-0-	-0-	-0-	-0-	-0-	-0-	-0-	-0-	-0-	-0-	-0-	-0-	-0-	
total	303	56	359	68	-0-	68	68	-0-	68	371	56	427	359	68	-0-	-0-	-0-	-0-	-0-	
WINTER QUARTER																				
first year	248	50	298	66	-0-	66	66	-0-	66	314	50	364	298	66	-0-	-0-	-0-	-0-	-0-	
second year	29	-0-	29	-0-	-0-	-0-	-0-	-0-	-0-	29	-0-	29	29	-0-	-0-	-0-	-0-	-0-	-0-	
unclassified	-0-	-0-	-0-	-0-	-0-	-0-	-0-	-0-	-0-	-0-	-0-	-0-	-0-	-0-	-0-	-0-	-0-	-0-	-0-	
total	277	50	327	66	-0-	66	66	-0-	66	343	50	393	327	66	-0-	-0-	-0-	-0-	-0-	
SPRING QUARTER																				
first year	221	44	265	30	-0-	30	30	-0-	30	251	44	295	265	30	-0-	-0-	-0-	-0-	-0-	
second year	26	-0-	26	29	-0-	29	29	-0-	29	55	-0-	55	26	29	-0-	-0-	-0-	-0-	-0-	
unclassified	-0-	-0-	-0-	-0-	-0-	-0-	-0-	-0-	-0-	-0-	-0-	-0-	-0-	-0-	-0-	-0-	-0-	-0-	-0-	
total	247	44	291	59	-0-	59	59	-0-	59	306	44	350	291	59	-0-	-0-	-0-	-0-	-0-	
SUMMER QUARTER																				
first year	180	17	197	-0-	-0-	-0-	-0-	-0-	-0-	180	17	197	197	-0-	-0-	-0-	-0-	-0-	-0-	
second year	16	-0-	16	-0-	-0-	-0-	-0-	-0-	-0-	16	-0-	16	16	-0-	-0-	-0-	-0-	-0-	-0-	
unclassified	-0-	-0-	-0-	-0-	-0-	-0-	-0-	-0-	-0-	-0-	-0-	-0-	-0-	-0-	-0-	-0-	-0-	-0-	-0-	
total	196	17	213	-0-	-0-	-0-	-0-	-0-	-0-	196	17	213	213	-0-	-0-	-0-	-0-	-0-	-0-	

ENROLLMENT AT END OF SECOND WEEK
STATUS OF STUDENTS
Iowa Central Community College
Area V - Fort Dodge

	Total Full-Time Students			Total Part-Time Students			Total Full and Part-Time Students			Career		Coll. Par.		Other	
	Men	Women	Total	Men	Women	Total	Men	Women	Total	F-T	P-T	F-T	P-T	F-T	P-T
FALL SEMESTER															
first year	541	509	1050	168	165	333	709	674	1383	471	263	70	0	0	0
second year	369	196	565	45	30	75	414	226	640	147	1	418	74	0	0
unclassified	-0-	-0-	-0-	-0-	-0-	-0-	-0-	-0-	-0-	-0-	-0-	-0-	-0-	-0-	-0-
total	910	705	1615	213	195	408	1123	900	2023	618	264	997	144	0	0
SPRING SEMESTER															
first year	486	456	942	202	171	373	688	627	1315	426	298	516	75	0	0
second year	358	183	541	37	43	80	395	226	621	129	14	412	66	0	0
unclassified	-0-	-0-	-0-	-0-	-0-	-0-	-0-	-0-	-0-	-0-	-0-	-0-	-0-	-0-	-0-
total	844	639	1483	239	214	453	1083	853	1936	555	312	928	141	0	0
SUMMER SESSION															
first year	125	143	268	29	56	85	154	199	353	268	-0-	85	-0-	0	0
second year	6	39	45	48	46	94	54	85	139	45	-0-	94	-0-	0	0
unclassified	-0-	-0-	-0-	-0-	-0-	-0-	-0-	-0-	-0-	-0-	-0-	-0-	-0-	-0-	-0-
total	131	182	313	77	102	179	208	284	492	313	-0-	179	-0-	0	0



ENROLLMENT AT END OF SECOND WEEK
STATUS OF STUDENTS
Iowa Valley Community College District
Area VI - Marshalltown

	Total Full-Time Students			Total Part-Time Students			Total Full and Part-Time Students			Career			Coll. Par.			Other				
	Men	Women	Total	Men	Women	Total	Men	Women	Total	F-T	P-T	F-T	P-T	F-T	P-T	F-T	P-T	F-T	P-T	
FALL SEMESTER																				
first year	487	367	854	61	47	108	108	108	548	414	962	265	42	589	66	-0-	-0-	-0-	-0-	
second year	344	220	564	84	77	161	161	161	428	237	725	107	9	457	152	-0-	-0-	-0-	-0-	
unclassified	-0-	-0-	-0-	-0-	-0-	-0-	-0-	-0-	-0-	-0-	-0-	-0-	-0-	-0-	-0-	-0-	-0-	-0-	-0-	-0-
total	831	587	1418	145	124	269	269	269	976	711	1687	372	51	1046	218	-0-	-0-	-0-	-0-	
SPRING SEMESTER																				
first year	467	326	793	111	126	237	237	237	578	452	1030	244	19	549	218	-0-	-0-	-0-	-0-	
second year	300	170	470	27	61	88	88	88	327	231	558	86	2	384	86	-0-	-0-	-0-	-0-	
unclassified	-0-	-0-	-0-	3	8	11	11	11	3	8	11	-0-	-0-	-0-	11	-0-	-0-	-0-	-0-	
total	767	496	1263	141	195	336	336	336	908	691	1599	330	21	933	315	-0-	-0-	-0-	-0-	
SUMMER SESSION																				
first year	33	65	98	42	59	101	101	101	75	124	199	98	-0-	-0-	101	-0-	-0-	-0-	-0-	
second year	79	33	112	47	36	83	73	73	126	69	195	102	-0-	10	85	-0-	-0-	-0-	-0-	
unclassified	-0-	-0-	-0-	-0-	-0-	-0-	-0-	-0-	-0-	-0-	-0-	-0-	-0-	-0-	-0-	-0-	-0-	-0-	-0-	-0-
total	112	98	210	89	95	184	174	174	201	193	394	200	-0-	10	184	-0-	-0-	-0-	-0-	

183

ENROLLMENT AT END OF SECOND WEEK
STATUS OF STUDENTS
Hawkeye Institute of Technology
Area VII - Waterloo

SUMMER QUARTER	Total Full-Time Students			Total Part-Time Students			Total Full and Part-Time Students			Career			Coll. Par.			Other			
	Men	Women	Total	Men	Women	Total	Men	Women	Total	F-T	P-T	F-T	P-T	F-T	P-T	F-T	P-T	F-T	P-T
first year	243	219	462	-0-	-0-	-0-	-0-	-0-	-0-	420	-0-	-0-	-0-	-0-	-0-	42	-0-	-0-	-0-
second year	55	1	66	-0-	-0-	-0-	-0-	-0-	66	66	-0-	-0-	-0-	-0-	-0-	-0-	-0-	-0-	-0-
unclassified	-0-	-0-	-0-	-0-	-0-	-0-	-0-	-0-	-0-	-0-	-0-	-0-	-0-	-0-	-0-	-0-	-0-	-0-	-0-
total	308	220	528	-0-	-0-	-0-	-0-	-0-	528	486	-0-	-0-	-0-	-0-	-0-	42	-0-	-0-	-0-
FALL QUARTER	569	362	931	33	3	36	36	365	967	896	36	-0-	-0-	-0-	-0-	45	-0-	-0-	-0-
first year	222	67	292	1	-0-	1	1	67	293	292	1	-0-	-0-	-0-	-0-	-0-	-0-	-0-	-0-
second year	-0-	-0-	-0-	-0-	-0-	-0-	-0-	-0-	-0-	-0-	-0-	-0-	-0-	-0-	-0-	-0-	-0-	-0-	-0-
unclassified	794	429	1223	34	3	37	37	432	1260	1178	37	-0-	-0-	-0-	-0-	45	-0-	-0-	-0-
total	563	347	910	36	4	40	40	351	950	866	40	-0-	-0-	-0-	-0-	44	-0-	-0-	-0-
first year	222	69	291	-0-	1	1	1	70	292	291	1	-0-	-0-	-0-	-0-	-0-	-0-	-0-	-0-
second year	-0-	-0-	-0-	-0-	-0-	-0-	-0-	-0-	-0-	-0-	-0-	-0-	-0-	-0-	-0-	-0-	-0-	-0-	-0-
unclassified	785	416	1201	36	5	41	41	421	1242	1157	41	-0-	-0-	-0-	-0-	44	-0-	-0-	-0-
total	528	335	863	26	2	28	28	337	891	820	28	-0-	-0-	-0-	-0-	43	-0-	-0-	-0-
first year	209	67	276	1	-0-	1	1	67	277	276	1	-0-	-0-	-0-	-0-	-0-	-0-	-0-	-0-
second year	-0-	-0-	-0-	-0-	-0-	-0-	-0-	-0-	-0-	-0-	-0-	-0-	-0-	-0-	-0-	-0-	-0-	-0-	-0-
unclassified	737	402	1139	27	2	29	29	404	1168	1096	29	-0-	-0-	-0-	-0-	43	-0-	-0-	-0-
total																			



TABLE 18 (continued)

ENROLLMENT AT END OF SECOND WEEK
STATUS OF STUDENTS
Eastern Iowa Community College District
Area IX - Davenport

	Total Full-Time Students			Total Part-Time Students			Total Full and Part-Time Students			Career			Coll. Par.			Other					
	Men	Women	Total	Men	Women	Total	Men	Women	Total	F-T	P-T	F-T	P-T	F-T	P-T	F-T	P-T	F-T	P-T		
FALL SEMESTER																					
first year	243	115	358	39	33	72	282	148	430	79	3	279	69	-0-	-0-	79	3	279	69	-0-	-0-
second year	114	55	169	27	20	47	141	75	216	24	-0-	145	47	-0-	-0-	24	-0-	145	47	-0-	-0-
unclassified	1	6	7	2	2	4	3	8	11	-0-	-0-	7	4	-0-	-0-	-0-	-0-	7	4	-0-	-0-
total	358	176	534	68	55	123	426	231	657	103	3	431	120	-0-	-0-	103	3	431	120	-0-	-0-
FALL QUARTER																					
first year	389	337	726	102	99	201	491	436	927	530	23	182	131	14	47	530	23	182	131	14	47
second year	107	49	156	16	18	34	123	67	190	75	1	81	33	-0-	-0-	75	1	81	33	-0-	-0-
unclassified	-0-	-0-	-0-	-0-	-0-	-0-	-0-	-0-	-0-	-0-	-0-	-0-	-0-	-0-	-0-	-0-	-0-	-0-	-0-	-0-	-0-
total	496	386	882	118	117	235	614	503	1117	605	24	263	164	14	47	605	24	263	164	14	47
WINTER QUARTER																					
first year	430	293	723	73	82	155	503	375	878	468	53	242	71	13	31	468	53	242	71	13	31
second year	149	55	204	23	11	34	172	66	238	57	4	147	30	-0-	-0-	57	4	147	30	-0-	-0-
unclassified	1	2	3	3	1	4	4	3	7	1	-0-	2	4	-0-	-0-	1	-0-	2	4	-0-	-0-
total	580	350	930	99	94	193	679	444	1123	526	57	391	105	13	31	526	57	391	105	13	31
SPRING SEMESTER																					
first year	119	116	235	67	47	114	186	163	349	81	3	154	111	-0-	-0-	81	3	154	111	-0-	-0-
second year	65	46	111	20	13	33	85	39	144	39	-0-	72	33	-0-	-0-	39	-0-	72	33	-0-	-0-
unclassified	-0-	-0-	-0-	-0-	-0-	-0-	-0-	-0-	-0-	-0-	-0-	-0-	-0-	-0-	-0-	-0-	-0-	-0-	-0-	-0-	-0-
total	184	162	346	87	60	147	271	222	493	120	3	226	144	-0-	-0-	120	3	226	144	-0-	-0-
SPRING QUARTER																					
first year	384	294	678	57	77	134	441	371	812	448	44	217	60	13	30	448	44	217	60	13	30
second year	152	59	211	30	12	42	182	71	253	55	5	156	37	-0-	-0-	55	5	156	37	-0-	-0-
unclassified	-0-	3	3	5	5	10	5	8	13	-0-	-0-	3	10	-0-	-0-	-0-	-0-	3	10	-0-	-0-
total	536	356	892	92	94	186	628	450	1078	503	49	376	107	13	30	503	49	376	107	13	30
SUMMER SESSION																					
first year	21	45	66	11	25	36	32	70	102	66	-0-	-0-	36	-0-	-0-	66	-0-	-0-	36	-0-	-0-
second year	14	19	33	14	11	25	28	30	58	33	-0-	-0-	25	-0-	-0-	33	-0-	-0-	25	-0-	-0-
unclassified	-0-	-0-	-0-	-0-	-0-	-0-	-0-	-0-	-0-	-0-	-0-	-0-	-0-	-0-	-0-	-0-	-0-	-0-	-0-	-0-	-0-
total	35	64	99	25	36	61	60	100	160	99	-0-	-0-	61	-0-	-0-	99	-0-	-0-	61	-0-	-0-
SUMMER QUARTER																					
first year	162	167	329	69	62	131	231	229	460	314	32	-0-	61	15	38	314	32	-0-	61	15	38
second year	37	2	39	36	10	46	73	12	85	39	3	-0-	43	-0-	-0-	39	3	-0-	43	-0-	-0-
unclassified	-0-	-0-	-0-	3	3	6	3	3	6	-0-	-0-	-0-	6	-0-	-0-	-0-	-0-	-0-	6	-0-	-0-
total	199	169	368	108	75	183	307	244	551	353	35	-0-	110	15	38	353	35	-0-	110	15	38

1984



ENROLLMENT AT END OF SECOND WEEK
STATUS OF STUDENTS
Kirkwood Community College
Area X - Cedar Rapids

	Total Full-Time Students			Total Part-Time Students			Total Full and Part-Time Students			Career			Coll. Par.			Other				
	Men	Women	Total	Men	Women	Total	Men	Women	Total	F-T	P-T	F-T	P-T	F-T	P-T	F-T	P-T	F-T	P-T	
FALL QUARTER																				
first year	1118	861	1979	1921	829	829	1539	1282	2821	2750	1277	92	702	750	-0-	-0-	-0-	-0-	-0-	-0-
second year	303	142	445	436	126	126	382	189	571	562	295	10	150	116	-0-	-0-	-0-	-0-	-0-	-0-
unclassified	-0-	-0-	-0-	-0-	-0-	-0-	-0-	-0-	-0-	-0-	-0-	-0-	-0-	-0-	-0-	-0-	-0-	-0-	-0-	-0-
total	1421	1003	2424	2357	955	955	1921	1471	3392	3312	1572	102	852	866	-0-	-0-	-0-	-0-	-0-	-0-
WINTER QUARTER																				
first year	984	748	1732	1693	670	670	1364	1044	2408	2363	1127	110	605	566	-0-	-0-	-0-	-0-	-0-	-0-
second year	364	161	525	517	114	114	434	205	639	631	295	14	230	100	-0-	-0-	-0-	-0-	-0-	-0-
unclassified	-0-	-0-	-0-	-0-	-0-	-0-	-0-	-0-	-0-	-0-	-0-	-0-	-0-	-0-	-0-	-0-	-0-	-0-	-0-	-0-
total	1348	909	2257	2210	784	784	1798	1249	3047	2994	1422	124	835	666	-0-	-0-	-0-	-0-	-0-	-0-
SPRING QUARTER																				
first year	913	731	1644	1606	620	620	316	318	634	2228	1082	75	562	559	-0-	-0-	-0-	-0-	-0-	-0-
second year	367	169	536	528	125	125	76	49	125	653	278	17	258	108	-0-	-0-	-0-	-0-	-0-	-0-
unclassified	-0-	-0-	-0-	-0-	-0-	-0-	-0-	-0-	-0-	-0-	-0-	-0-	-0-	-0-	-0-	-0-	-0-	-0-	-0-	-0-
total	1280	900	2180	2134	745	745	392	367	759	2879	1360	92	820	667	-0-	-0-	-0-	-0-	-0-	-0-
SUMMER QUARTER																				
first year	261	311	572	565	374	374	149	235	384	939	488	119	84	265	-0-	-0-	-0-	-0-	-0-	-0-
second year	155	144	299	293	168	168	93	79	172	461	206	38	93	134	-0-	-0-	-0-	-0-	-0-	-0-
unclassified	-0-	-0-	-0-	-0-	-0-	-0-	-0-	-0-	-0-	-0-	-0-	-0-	-0-	-0-	-0-	-0-	-0-	-0-	-0-	-0-
total	416	455	871	858	542	542	242	314	556	1400	694	157	177	399	-0-	-0-	-0-	-0-	-0-	-0-

TABLE 18 (continued)

ENROLLMENT AT END OF SECOND WEEK
STATUS OF STUDENTS
Des Moines Area Community College
Area XI - Ankeny

	Total Full-Time Students			Total Part-Time Students			Total Full-and-Part-Time Students			Career			Coll. Par.			Other				
	Men	Women	Total	Men	Women	Total	Men	Women	Total	F-I	P-T	F-I	P-T	F-I	P-T	F-I	P-T	F-I	P-T	
FALL QUARTER																				
first year	962	853	1815	1804	254	274	528	527	1216	1127	2343	2331	1044	137	524	391	247	247	-0-	-0-
second year	655	357	1012	1006	266	210	476	475	921	567	1488	1481	521	23	491	453	-0-	-0-	-0-	-0-
unclassified	2	-0-	2	2	24	31	55	55	26	31	57	57	2	2	-0-	53	-0-	-0-	-0-	-0-
total	1619	1210	2829	2812	544	515	1059	1057	2163	1725	3888	3869	1567	162	1015	897	247	247	-0-	-0-
WINTER QUARTER																				
first year	925	762	1687	1681	270	239	509	508	1195	1001	2196	2189	927	65	525	444	235	235	-0-	-0-
second year	575	336	911	901	212	133	345	344	787	469	1256	1245	504	30	407	515	-0-	-0-	-0-	-0-
unclassified	-0-	-0-	-0-	-0-	-0-	-0-	-0-	-0-	-0-	-0-	-0-	-0-	-0-	-0-	-0-	-0-	-0-	-0-	-0-	-0-
total	1500	1098	2598	2582	482	372	854	852	1982	1470	3452	3434	1431	95	932	759	235	235	-0-	-0-
SPRING QUARTER																				
first year	327	366	693	682	150	157	307	306	477	523	1000	988	280	46	213	261	200	200	-0-	-0-
second year	1073	694	1767	1756	333	227	560	558	1406	921	2327	2314	1079	27	688	533	-0-	-0-	-0-	-0-
unclassified	-0-	-0-	-0-	-0-	25	46	71	71	25	46	71	71	-0-	-0-	-0-	71	-0-	-0-	-0-	-0-
total	1400	1060	2460	2438	508	430	938	935	1908	1490	3398	3373	1359	73	901	865	200	200	-0-	-0-
SUMMER QUARTER																				
first year	398	470	868	863	101	147	248	247	499	617	1116	1110	586	16	100	232	182	182	-0-	-0-
second year	386	328	714	711	137	168	305	305	523	496	1019	1016	419	35	295	270	-0-	-0-	-0-	-0-
unclassified	-0-	-0-	-0-	-0-	-0-	-0-	-0-	-0-	-0-	-0-	-0-	-0-	-0-	-0-	-0-	-0-	-0-	-0-	-0-	-0-
total	784	798	1582	1574	238	315	553	552	1022	1113	2135	2126	1005	51	395	502	182	182	-0-	-0-

ENROLLMENT AT END OF SECOND WEEK
STATUS OF STUDENTS
Western Iowa Tech
Area XII - Sioux City

	Total Full-Time Students			Total Part-Time Students			Total Full and Part-Time Students			Career			Coll. Par.			Other			
	Men	Women	Total	Men	Women	Total	Men	Women	Total	F-T	P-T	Total	F-T	P-T	Total	F-T	P-T	Total	
FALL QUARTER																			
first year	401	230	631	8	19	27	409	269	678	576	651	27	-0-	-0-	-0-	-0-	-0-	-0-	-0-
second year	59	20	79	-0-	-0-	-0-	59	20	79	70	79	-0-	-0-	-0-	-0-	-0-	-0-	-0-	-0-
unclassified	-0-	-0-	-0-	-0-	-0-	-0-	-0-	-0-	-0-	-0-	-0-	-0-	-0-	-0-	-0-	-0-	-0-	-0-	-0-
total	460	270	730	8	19	27	468	289	757	646	730	27	-0-	-0-	-0-	-0-	-0-	-0-	-0-
WINTER QUARTER																			
first year	353	211	564	-0-	-0-	-0-	353	211	564	473	564	-0-	-0-	-0-	-0-	-0-	-0-	-0-	-0-
second year	54	18	72	-0-	-0-	-0-	54	18	72	63	72	-0-	-0-	-0-	-0-	-0-	-0-	-0-	-0-
unclassified	-0-	-0-	-0-	-0-	-0-	-0-	-0-	-0-	-0-	-0-	-0-	-0-	-0-	-0-	-0-	-0-	-0-	-0-	-0-
total	407	229	636	-0-	-0-	-0-	407	229	636	536	636	-0-	-0-	-0-	-0-	-0-	-0-	-0-	-0-
SPRING QUARTER																			
first year	336	184	520	-0-	-0-	-0-	336	184	520	434	520	-0-	-0-	-0-	-0-	-0-	-0-	-0-	-0-
second year	51	17	68	-0-	-0-	-0-	51	17	68	59	68	-0-	-0-	-0-	-0-	-0-	-0-	-0-	-0-
unclassified	-0-	-0-	-0-	-0-	-0-	-0-	-0-	-0-	-0-	-0-	-0-	-0-	-0-	-0-	-0-	-0-	-0-	-0-	-0-
total	387	201	588	-0-	-0-	-0-	387	201	588	493	588	-0-	-0-	-0-	-0-	-0-	-0-	-0-	-0-
SUMMER QUARTER																			
first year	377	162	539	-0-	-0-	-0-	377	162	539	477	539	-0-	-0-	-0-	-0-	-0-	-0-	-0-	-0-
second year	1	16	17	-0-	-0-	-0-	1	16	17	16	17	-0-	-0-	-0-	-0-	-0-	-0-	-0-	-0-
unclassified	-0-	-0-	-0-	-0-	-0-	-0-	-0-	-0-	-0-	-0-	-0-	-0-	-0-	-0-	-0-	-0-	-0-	-0-	-0-
total	378	178	556	-0-	-0-	-0-	378	178	556	493	556	-0-	-0-	-0-	-0-	-0-	-0-	-0-	-0-



TABLE 18 (continued)

ENROLLMENT AT END OF SECOND WEEK
STATUS OF STUDENTS
Iowa Western Community College
Area XIII - Council Bluffs

	Total Full-Time Students		Total Part-Time Students		Total Full and Part-Time Students		Career F-J		Coll. Par. F-I		Other P-T	
	Men	Women	Men	Women	Men	Women	F-J	P-T	F-I	P-T	F-I	P-T
FALL QUARTER												
first year	466	353	111	127	577	480	443	7	376	231	-0	-0
second year	220	67	47	28	267	95	133	1	154	74	-0	-0
unclassified	-0	-0	186	106	186	106	-0	-0	-0	35	-0	257
total	686	420	344	261	1030	681	576	8	530	340	-0	257
WINTER QUARTER												
first year	397	343	93	127	490	470	444	6	296	214	-0	-0
second year	226	68	55	30	281	98	127	-0	167	85	-0	-0
unclassified	-0	-0	168	81	168	81	-0	-0	-0	-0	-0	249
total	623	411	316	238	939	649	571	6	463	299	-0	249
SPRING QUARTER												
first year	364	314	114	143	478	457	409	7	269	250	-0	-0
second year	193	59	53	32	246	91	88	1	164	84	-0	-0
unclassified	-0	-0	168	74	168	74	-0	-0	-0	-0	-0	242
total	557	373	335	249	892	622	497	8	433	334	-0	242
SUMMER QUARTER												
first year	67	164	47	58	114	222	231	1	-0	104	-0	-0
second year	113	41	27	15	140	56	154	-0	-0	42	-0	-0
unclassified	-0	-0	-0	-0	-0	-0	-0	-0	-0	-0	-0	-0
total	180	205	74	73	254	278	385	1	-0	146	-0	-0
(2nd session) SUMMER QUARTER												
first year	-0	-0	33	37	33	37	-0	-0	-0	70	-0	-0
second year	-0	-0	18	6	18	6	-0	-0	-0	24	-0	-0
unclassified	-0	-0	-0	-0	-0	-0	-0	-0	-0	-0	-0	-0
total	-0	-0	51	43	51	43	-0	-0	-0	94	-0	-0



TABLE 18 (continued)

ENROLLMENT AT END OF SECOND WEEK
STATUS OF STUDENTS
Southwestern Community College
Area XIV - Creston

	Total Full-Time Students			Total Part-Time Students			Total Full and Part-Time Students			Career			Coll. Par.			Other				
	Men	Women	Total	Men	Women	Total	Men	Women	Total	F-T	P-T	F-T	P-T	F-T	P-T	F-T	P-T	F-T	P-T	
FALL SEMESTER																				
first year	198	103	301	1	0	1	189	103	302	288	179	1	122	0	0	0	0	0	0	
second year	57	22	79	0	0	0	57	22	79	77	12	0	67	0	0	0	0	0	0	
unclassified	0	0	0	11	20	31	11	20	31	30	0	0	0	0	0	0	0	0	0	
total	255	125	380	12	20	32	267	145	412	395	191	1	189	31	31	31	31	31	31	
SPRING SEMESTER																				
first year	181	107	288	22	19	41	203	126	329	321	156	0	132	41	41	41	41	41	41	
second year	57	20	77	0	0	0	57	20	77	75	10	0	67	0	0	0	0	0	0	
unclassified	0	0	0	0	0	0	0	0	0	0	0	0	0	0	0	0	0	0	0	
total	238	127	365	22	19	41	260	146	406	396	166	0	199	41	41	41	41	41	41	
SUMMER SESSION																				
first year	71	40	111	0	0	0	71	40	111	107	111	0	0	0	0	0	0	0	0	
second year	0	0	0	0	0	0	0	0	0	0	0	0	0	0	0	0	0	0	0	
unclassified	0	0	0	0	0	0	0	0	0	0	0	0	0	0	0	0	0	0	0	
total	71	40	111	0	0	0	71	40	111	107	111	0	0	0	0	0	0	0	0	



TABLE 18 (continued)

ENROLLMENT AT END OF SECOND WEEK
STATUS OF STUDENTS
Indian Hills Community College
Area XV - Ottumwa

	Total Full-Time Students			Total Part-Time Students			Total Full and Part-Time Students			Career F-T			Coll. Par. F-T			Other F-T		
	Men	Women	Total	Men	Women	Total	Men	Women	Total	F-T	P-T	F-T	P-T	F-T	P-T	F-T	P-T	
FALL SEMESTER																		
first year	150	82	232	187	4	10	14	14	154	92	246	201	30	-0-	202	14	-0-	-0-
second year	87	28	115	107	3	9	12	12	90	37	127	119	7	-0-	108	12	-0-	-0-
unclassified	-0-	-0-	-0-	-0-	-0-	-0-	-0-	-0-	-0-	-0-	-0-	-0-	-0-	-0-	-0-	-0-	-0-	-0-
total	237	110	347	294	7	19	26	26	244	129	373	320	37	-0-	310	26	-0-	-0-
FALL QUARTER																		
first year	272	117	389	380	19	8	27	27	291	125	416	402	389	-0-	-0-	-0-	-0-	-0-
second year	76	35	111	111	-0-	-0-	-0-	-0-	76	35	111	111	111	-0-	-0-	-0-	-0-	-0-
unclassified	-0-	-0-	-0-	-0-	-0-	-0-	-0-	-0-	-0-	-0-	-0-	-0-	-0-	-0-	-0-	-0-	-0-	-0-
total	348	152	500	491	19	8	27	27	367	160	527	518	500	-0-	-0-	-0-	-0-	-0-
WINTER QUARTER																		
first year	227	108	335	329	25	16	41	41	252	124	376	370	335	1	-0-	-0-	-0-	40
second year	81	32	113	113	-0-	2	2	2	81	34	115	115	113	2	-0-	-0-	-0-	-0-
unclassified	-0-	-0-	-0-	-0-	-0-	-0-	-0-	-0-	-0-	-0-	-0-	-0-	-0-	-0-	-0-	-0-	-0-	-0-
total	308	140	448	442	25	18	43	43	333	158	491	483	448	3	-0-	-0-	-0-	40
SPRING SEMESTER																		
first year	128	55	183	177	5	14	19	19	133	69	202	196	22	-0-	161	19	-0-	-0-
second year	57	33	90	86	5	7	12	12	62	40	102	98	8	-0-	82	12	-0-	-0-
unclassified	-0-	-0-	-0-	-0-	-0-	-0-	-0-	-0-	-0-	-0-	-0-	-0-	-0-	-0-	-0-	-0-	-0-	-0-
total	185	88	273	263	10	21	31	31	195	109	304	294	30	-0-	243	31	-0-	-0-
SPRING QUARTER																		
first year	245	110	355	351	31	19	50	50	276	129	405	401	355	6	-0-	-0-	-0-	44
second year	52	28	80	80	-0-	-0-	-0-	-0-	52	28	80	80	80	-0-	-0-	-0-	-0-	-0-
unclassified	-0-	-0-	-0-	-0-	-0-	-0-	-0-	-0-	-0-	-0-	-0-	-0-	-0-	-0-	-0-	-0-	-0-	-0-
total	297	138	435	431	31	19	50	50	328	157	485	481	435	6	-0-	-0-	-0-	44
SUMMER QUARTER																		
first year	121	72	193	191	16	11	27	27	137	83	220	218	193	3	-0-	-0-	-0-	24
second year	98	65	163	163	-0-	-0-	-0-	-0-	98	65	163	163	163	-0-	-0-	-0-	-0-	-0-
unclassified	-0-	-0-	-0-	-0-	-0-	-0-	-0-	-0-	-0-	-0-	-0-	-0-	-0-	-0-	-0-	-0-	-0-	-0-
total	219	137	356	354	16	11	27	27	235	148	383	381	356	3	-0-	-0-	-0-	24
SUMMER SESSION																		
first year	15	20	35	34	10	13	23	21	25	33	58	55	35	-0-	-0-	23	-0-	-0-
second year	-0-	-0-	-0-	-0-	9	17	26	25	9	17	26	25	-0-	-0-	-0-	26	-0-	-0-
unclassified	-0-	-0-	-0-	-0-	-0-	-0-	-0-	-0-	-0-	-0-	-0-	-0-	-0-	-0-	-0-	-0-	-0-	-0-
total	15	20	35	34	19	30	49	46	34	50	84	80	35	-0-	-0-	49	-0-	-0-

ENROLLMENT AT END OF SECOND WEEK
STATUS OF STUDENTS
Southeastern Community College
Area XVI - Burlington

	Total Full-Time Students			Total Part-Time Students			Total Full and Part-Time Students			Career		Coll. Par.		Other	
	Men	Women	Total	Men	Women	Total	Men	Women	Total	F-T	F-T	F-T	P-T	F-T	P-T
FALL QUARTER															
first year	415	371	786	143	179	322	297	550	1108	319	12	467	310	-0-	-0-
second year	152	143	295	44	29	73	69	196	368	82	-0-	213	73	-0-	-0-
unclassified	-0-	-0-	-0-	-0-	-0-	-0-	-0-	-0-	-0-	-0-	-0-	-0-	-0-	-0-	-0-
total	567	514	1081	187	208	395	366	754	1476	401	12	680	383	-0-	-0-
WINTER QUARTER															
first year	333	296	629	114	135	249	229	447	878	272	12	357	237	-0-	-0-
second year	178	150	328	64	40	104	99	242	432	84	5	244	99	-0-	-0-
unclassified	-0-	-0-	-0-	-0-	-0-	-0-	-0-	-0-	-0-	-0-	-0-	-0-	-0-	-0-	-0-
total	511	446	957	178	175	353	328	689	1310	356	17	601	336	-0-	-0-
SPRING QUARTER															
first year	365	236	601	105	144	249	229	470	850	286	9	315	240	-0-	-0-
second year	179	181	360	68	40	108	102	247	468	121	7	239	101	-0-	-0-
unclassified	-0-	-0-	-0-	-0-	-0-	-0-	-0-	-0-	-0-	-0-	-0-	-0-	-0-	-0-	-0-
total	544	417	961	173	184	357	331	717	1318	407	16	554	341	-0-	-0-
SUMMER QUARTER															
first year	111	75	186	43	86	129	104	154	315	185	52	1	77	-0-	-0-
second year	1	29	30	41	63	104	90	42	134	30	33	-0-	71	-0-	-0-
unclassified	-0-	-0-	-0-	-0-	-0-	-0-	-0-	-0-	-0-	-0-	-0-	-0-	-0-	-0-	-0-
total	112	104	216	84	149	233	194	196	449	215	85	1	148	-0-	-0-



Table 19 presents information on a profile of students attending area schools during the fall term of 1973. This information on student characteristics was collected through a cooperative effort of the State Department of Public Instruction and the area schools as an effort to provide information on the type of students who attend area schools. An effort was made to collect information on student characteristics on all students who were reported during the fall term of the 1973 school year. Unfortunately, information was not collected on all students, but there were almost 22,000 students responding to this student characteristic questionnaire. This represents the great majority of students enrolled during the fall term of the 1973 school year and also most of the full-time students enrolled in the career education and college parallel divisions.

Table 20 presents the permanent residence by Iowa county of students enrolled during the fall term. This information includes only students included in the fall term enrollment as reported by the student characteristic questionnaire. Therefore, these figures include only students responding to this item on the questionnaire.

Characteristics of Students Attending Area Schools - 1973 Fall Term Enrollment
(Includes only students included in Fall term enrollment)

1. Status of Students	Total		Calmar		Dubuque		Mason City		Total		Estherville		Emetsburg		Other		Sheldon		
	No.	%	No.	%	No.	%	No.	%	No.	%	No.	%	No.	%	No.	%	No.	%	
New Student	423	49	284	48	139	51	758	52	514	42	242	41	216	47	56	35	276	57	
New Student Transfer	39	5	23	4	16	6	56	4	51	4	11	2	39	9	1	1	15	3	
Returning, Same Program	382	44	270	46	112	41	541	37	611	50	326	55	181	39	104	64	173	36	
Returning, New Program	16	2	12	2	4	2	101	7	36	3	11	2	24	5	1	1	19	4	
2. Educational load																			
Full-time	830	97	568	97	262	97	1358	93	1093	90	579	97	406	89	93	57	416	86	
Part-time	28	3	20	3	8	3	98	7	122	10	16	3	51	11	70	43	67	14	
3. Sex																			
Male	562	66	404	69	158	59	852	59	888	73	451	76	293	64	144	88	427	88	
Female	295	34	184	31	111	41	604	42	329	27	144	24	166	36	19	12	56	12	
4. Ethnic Group																			
Afro-American	1	0	0	0	1	0	19	1	18	2	1	0	17	4	0	0	4	1	
American Indian	1	0	0	0	1	0	1	0	3	0	1	0	2	0	0	0	3	1	
Caucasian	854	99	586	99	268	99	1417	97	1178	97	584	98	433	95	161	99	469	97	
Oriental	2	0	1	0	1	0	2	0	1	0	1	0	1	0	0	0	2	1	
Spanish sur-name	2	0	2	0	0	0	14	1	3	0	7	1	2	0	0	0	0	0	
Other	2	0	2	0	0	0	3	0	10	1	2	0	2	0	1	1	5	1	
5. Age																			
17 or less	40	5	26	4	14	5	93	6	106	9	30	5	35	8	41	25	71	15	
18	224	26	168	28	88	21	576	40	302	25	144	24	151	33	7	4	171	35	
19	135	16	94	16	41	15	378	26	176	15	74	13	100	22	2	1	59	12	
20-22	103	12	72	12	31	11	197	14	103	9	51	9	51	11	1	1	50	10	
23-25	107	13	58	10	19	7	102	7	103	9	51	9	39	9	13	8	33	7	
26-35	146	17	90	15	56	21	61	4	249	21	136	23	53	12	60	37	55	11	
36-45	116	13	70	12	46	3	31	2	168	14	101	17	29	6	38	23	41	9	
46-65	20	2	13	2	7	0	17	1	9	1	7	1	1	0	1	1	3	1	
Over 65	2	0	1	0	1	0	1	0	0	0	0	0	0	0	0	0	0	0	
6. Marital Status																			
Single	519	60	363	61	156	58	1246	86	715	59	318	53	341	74	56	34	353	73	
Married	315	36	211	36	104	38	169	12	483	40	268	45	109	24	106	65	124	26	
Divorced	23	3	14	2	9	3	30	2	9	1	4	1	4	1	1	1	5	1	
Widowed	6	1	4	0	2	1	8	0	3	0	1	0	2	0	0	0	0	0	
Separated	2	1	2	0	0	0	3	0	7	1	3	1	4	1	0	0	1	0	

TABLE 19 (continued)

Characteristics of Students Attending Area Schools - 1973 Fall Term Enrollment
(Includes only students included in fall term enrollment)

7. Level of Education	Total		Calmar		Dubuque		Mason City		Total		Estherville		Emetsburg		Other		Sheldon	
	No.	%	No.	%	No.	%	No.	%	No.	%	No.	%	No.	%	No.	%	No.	%
Grade school or less	25	3	13	2	12	4	1	0	8	1	6	1	1	0	1	1	11	2
Some high school	34	4	23	4	11	4	3	0	97	8	27	5	15	3	55	34	75	16
Equivalency certificate	43	5	24	4	19	7	28	2	56	5	17	3	26	6	13	8	18	4
High school graduate	641	74	442	75	199	73	1278	88	887	73	454	77	354	77	79	49	323	67
Some post high school	121	14	90	15	31	11	146	10	165	14	89	15	62	14	14	9	56	12
8. Father's Education																		
Grade school or less	333	39	229	39	104	38	175	12	321	27	187	32	74	16	60	37	184	38
Some high school	119	14	82	14	37	14	177	12	117	10	87	15	63	14	27	17	73	15
Equivalency certificate	9	1	5	1	4	2	27	2	26	2	14	2	10	2	2	1	10	2
High school graduate	251	29	191	32	60	22	608	42	407	34	198	33	160	35	49	30	127	26
Some college	55	6	34	6	21	8	193	13	90	7	39	7	43	9	8	5	19	4
College graduate	48	6	23	4	25	9	221	15	108	9	32	5	71	16	5	3	28	6
Do not know	48	6	21	5	20	7	54	4	84	7	36	6	37	8	11	7	42	8
9. Mother's Education																		
Grade school or less	219	25	136	23	83	31	74	5	152	13	94	16	33	7	25	16	123	26
Some high school	86	10	59	10	27	10	142	10	148	12	78	13	43	9	27	18	50	10
Equivalency certificate	28	3	19	3	9	3	24	2	21	2	15	3	4	1	2	1	6	1
High school graduate	338	39	246	42	92	34	697	48	530	44	248	42	213	46	59	39	186	39
Some college	71	8	51	9	20	7	233	16	127	11	50	8	65	14	12	8	29	6
College graduate	72	8	50	9	22	8	244	17	70	6	76	13	75	16	19	13	53	11
Do not know	49	6	30	5	19	7	42	3	65	5	31	5	26	6	8	5	36	8
10. Best Source of Information on Area School																		
Parent (s)	53	6	36	6	17	6	126	9	61	5	23	4	38	8	0	0	20	4
Employer	7	1	6	1	1	0	13	1	9	1	7	1	154	34	2	1	12	3
Other student	322	37	231	39	91	34	431	30	435	36	232	39	28	6	49	30	139	29
High school teacher	19	2	12	2	7	3	66	5	52	4	20	3	96	21	4	2	12	3
High school counselor	196	23	160	27	36	13	457	31	235	19	100	17	95	21	39	24	149	31
Admissions counselor	133	15	84	14	49	18	290	20	260	21	121	20	95	21	44	27	90	19
Vocational Rehab.	22	3	15	3	7	3	16	1	32	3	21	4	11	2	0	0	12	3
Employment office	18	2	7	1	11	4	10	0	13	1	5	1	7	2	1	1	8	2
Public media	91	11	38	7	53	20	47	3	116	10	64	11	29	6	23	14	41	9

Characteristics of Students Attending Area Schools - 1973 Fall Term Enrollment
(Includes only students included in fall term enrollment)

11. Most Important Reason Attending	Total		Calmar		Dubuque		Mason City		Total		Estherville		Emmetsburg		Other		Sheldon	
	No.	%	No.	%	No.	%	No.	%	No.	%	No.	%	No.	%	No.	%	No.	%
Special program	310	36	217	37	93	34	265	18	286	24	195	53	59	9	52	32	202	42
Cost	43	5	26	4	17	6	199	14	106	9	31	5	72	16	3	2	18	4
Special needs help	38	4	31	5	7	3	37	3	34	3	13	2	7	2	15	9	19	4
Individual attention	47	6	34	6	13	5	153	11	69	6	31	5	37	8	0	0	32	7
Recommended by student	75	9	53	9	22	8	94	6	91	8	72	12	18	4	1	1	47	10
Close to home	154	18	102	17	52	19	502	36	340	28	152	26	168	37	20	12	95	20
Persuaded	33	4	21	4	12	4	83	6	55	5	21	4	31	7	3	2	17	4
Keep my job	84	10	55	9	29	11	76	5	153	13	42	7	59	13	52	32	44	9
Financial assistance	77	9	51	9	26	10	46	3	80	7	36	6	27	6	17	10	9	2
12. Second Reason for Attending																		
Special program	138	16	90	15	48	18	118	8	151	13	82	15	33	7	29	18	87	18
Cost	72	8	45	8	27	10	220	15	114	9	53	9	58	13	3	2	45	9
Special needs help	46	5	38	7	8	3	43	3	37	3	22	4	10	2	6	4	30	6
Individual attention	83	10	62	11	21	8	144	10	103	9	36	6	42	9	24	15	51	11
Recommended by student	98	11	75	13	23	9	132	9	88	7	56	10	27	6	5	3	67	14
Close to home	221	26	143	24	78	29	422	29	302	25	133	23	136	30	38	23	89	19
Persuaded	58	7	43	7	15	6	156	11	79	7	33	6	41	9	5	3	41	9
Keep my job	74	9	47	8	27	10	147	10	182	15	84	14	66	15	32	20	54	11
Financial assistance	69	8	45	8	24	9	74	5	146	12	85	14	40	9	21	13	18	4
13. Dependence																		
Dependent on parents	357	42	254	43	103	39	985	68	471	39	204	35	226	50	41	26	253	52
Independent from parents	499	58	335	57	164	61	471	32	733	61	386	65	228	50	119	74	230	48
14. Annual Family Income																		
Under \$3,000	84	10	55	9	29	11	98	7	87	7	33	6	51	11	4	3	61	13
\$3,000 - \$5,999	139	16	105	18	34	13	171	12	116	10	69	12	41	9	5	3	45	9
\$6,000 - \$8,999	119	14	91	16	28	10	205	14	181	15	95	16	42	9	44	28	50	11
\$9,000 - \$11,999	85	10	56	10	29	11	268	18	176	15	71	12	46	17	29	19	29	6
\$12,000 - \$14,999	44	5	25	4	19	7	158	11	81	7	35	6	31	7	15	10	24	5
\$15,000 - \$17,999	29	3	13	2	6	2	70	5	26	2	12	2	11	2	3	2	10	2
\$18,000 or more	39	5	24	4	15	6	92	6	48	4	23	4	20	4	5	3	15	3
I do not know	328	38	218	37	110	41	392	27	483	40	249	42	183	40	51	33	243	51

202



TABLE 19 (continued)

Characteristics of Students Attending Area Schools - 1973 Fall Term Enrollment
(Includes only students included in fall term enrollment)

15. Distance Both Ways	Total		Calmar		Dubuque		Mason City		Total		Estherville		Emmetsburg		Other		Sheldon		
	No.	%	No.	%	No.	%	No.	%	No.	%	No.	%	No.	%	No.	%	No.	%	
Less than 10	404	47	249	42	155	57	986	68	696	57	301	51	300	66	95	58	195	40	
11 - 25	269	31	197	33	72	27	233	16	283	23	165	28	70	15	48	33	144	30	
26 - 50	151	18	111	18	40	15	171	12	195	16	111	19	69	15	16	10	102	21	
51 - 100	35	4	32	5	3	1	59	4	32	3	15	3	14	3	4	2	35	7	
More than 100	3	0	2	0	1	0	5	0	8	1	1	0	6	1	0	0	7	1	
16. Residence																			
With my parents	270	31	170	29	100	37	627	43	355	29	137	23	171	37	27	19	209	44	
On my own	366	42	235	40	131	49	256	18	545	45	293	50	138	30	114	80	131	27	
Private housing	199	23	174	30	25	9	242	17	253	21	158	27	94	21	1	1	128	27	
Institut. dorm	20	2	13	2	7	3	323	22	56	5	4	1	52	11	0	0	10	2	
Non-inst. dorm	8	1	2	0	6	2	8	1	2	0	0	0	2	0	0	0	3	1	
17. Employment Plans																			
Not at all	260	30	192	33	68	25	388	27	211	18	95	16	102	22	14	9	54	11	
Less than 15 hours	144	17	115	20	29	11	348	24	221	18	110	19	105	23	6	4	121	25	
16 - 25 hours	130	15	79	13	51	19	469	32	218	18	93	16	102	22	23	14	137	28	
26 - 39 hours	42	5	22	4	20	7	161	11	94	8	37	6	53	12	4	2	51	11	
40 hours	26	3	12	2	14	5	60	4	110	9	33	6	43	10	34	21	29	6	
More than 40 hours	259	30	170	29	89	33	26	2	354	29	223	38	50	11	81	50	90	19	
18. Financial Assistance																			
Veterans Assistance	312		195		137		151		479		262		107		110		132		
Veterans Administra.			62		21		170		144		69		74		1		78		
Institution Aid	65		51		14		206		116		50		65		1		25		
Scholarship or loan	36		30		6		34		65		35		30		0		29		
Vocational Rehab.	43		34		9		35		18		11		7		0		11		
Government assistance	18		10		8		24		14		8		4		2		8		
Welfare	38		23		15		2		45		23		22		0		12		
Social Security	319		228		91		848		420		180		193		47		263		
None of these	456	53	298	51	158	59	441	30	670	56	355	61	202	45	113	70	199	41	
19. Parental Support																			
None	173	20	127	22	46	17	361	25	211	18	104	18	99	22	8	5	96	20	
Less than 25%	108	13	79	14	29	11	268	18	140	12	67	11	66	15	7	4	90	19	
26 - 75%	120	14	83	14	37	14	386	27	181	15	61	10	87	19	33	20	97	20	
76 - 100%																			

Characteristics of Students Attending Area Schools - 1973 Fall Term Enrollment
(Includes only students included in fall term enrollment)

20. Vet Status	Total		Calmar		Dubuque		Mason City		Total		Estherville		Emmetsburg		Other		Sheldon		
	No.	%	No.	%	No.	%	No.	%	No.	%	No.	%	No.	%	No.	%	No.	%	
A veteran on G.I. Bill	310	36	196	33	114	42	140	10	477	40	260	44	104	23	113	69	130	27	
A veteran not on G.I. Bill	10	1	5	1	5	2	16	1	19	2	15	3	4	1	0	0	6	1	
Not a veteran	539	63	388	66	151	56	1300	89	712	59	315	53	347	76	50	31	347	72	
21. Transfer Plans																			
An Iowa Regent University	16	2	13	2	3	1	451	31	93	8	18	3	66	14	9	6	5	1	
Public out/state	6	1	5	1	1	0	88	6	96	8	16	3	77	17	3	2	5	1	
Iowa private	14	2	9	2	5	2	26	2	37	3	12	2	19	4	6	4	3	1	
Out/state private	1	0	0	0	1	0	13	1	23	2	6	1	15	3	2	1	1	0	
No transfer plans	729	85	503	85	226	84	520	36	577	48	424	72	97	21	56	35	398	82	
Undecided	95	11	61	10	34	13	358	25	380	32	111	19	184	40	85	53	71	15	
22. Full-Time Work Experience																			
None	144	17	104	18	40	15	275	19	162	13	74	13	62	14	26	16	84	17	
Only 1 or 2 summers	131	15	103	18	28	10	441	30	224	19	90	15	115	25	19	12	98	20	
A year or less	78	9	59	10	19	7	157	11	78	7	42	7	34	8	2	1	44	9	
1 - 3 years	163	19	106	18	57	21	301	21	182	15	85	14	88	19	30	18	68	14	
3-years or more	343	40	216	37	127	47	282	19	562	47	298	51	138	34	86	53	189	39	
23. Last Year in School																			
1900-29	11	1	4	1	7	3	13	1	17	1	8	1	8	2	1	1	6	1	
1930-39	3	0	2	0	1	0	1	0	2	0	1	0	1	0	0	0	0	0	
1940-49	42	5	23	4	19	7	19	1	18	2	10	2	5	1	3	2	15	3	
1950-59	148	17	93	16	55	20	30	2	242	20	135	23	43	9	64	39	42	9	
1960-65	82	10	53	9	29	11	48	3	155	13	91	15	32	7	32	20	39	8	
1966	27	3	19	3	8	3	25	2	32	3	21	4	7	2	4	10	11	11	
1967	26	3	20	3	6	2	29	2	35	3	17	3	13	3	6	4	11	2	
1968	19	2	14	2	5	2	43	3	30	3	12	2	16	4	1	1	12	3	
1969	28	3	24	4	4	2	41	3	23	2	11	2	11	2	1	1	17	4	
1970	34	4	21	4	13	5	47	3	27	2	15	3	11	2	1	1	12	3	
1971	37	4	24	4	13	5	98	7	39	3	14	2	24	5	1	1	17	4	
1972	142	16	106	18	36	13	417	29	190	16	77	13	105	23	8	5	58	12	
1973	261	30	187	32	74	27	645	44	394	32	176	30	177	39	41	25	243	50	

TABLE 19 (continued)

Characteristics of Students Attending Area Schools - 1973 Fall Term Enrollment
(Includes only students included in fall term enrollment)

1. Status of Students	Fort Dodge		Total		Marshalltown		Ellsworth		Waterloo		Total		Davenport		Clinton		Muscatine	
	No.	%	No.	%	No.	%	No.	%	No.	%	No.	%	No.	%	No.	%	No.	%
New Student	1121	59	876	49	456	46	420	53	665	51	856	48	251	50	245	50	360	48
New Student Transfer	55	3	104	6	70	7	34	4	99	8	127	8	47	9	49	10	31	4
Returning, Same Program	601	32	730	40	422	42	308	39	511	39	676	39	183	36	165	33	328	43
Returning, New Program	114	6	87	5	55	6	32	4	34	3	99	6	25	5	36	7	38	5
2. Educational Load	1518	80	1518	84	763	75	755	95	1256	96	1455	83	465	92	391	79	599	79
Full-time	381	20	295	16	255	25	40	5	49	4	303	17	39	8	105	21	159	21
Part-time	1065	55	1096	61	625	62	471	60	882	67	1091	62	277	55	280	57	534	70
Female	866	45	707	39	389	38	318	40	426	33	665	38	228	45	213	43	224	30
3. Sex	35	2*	90	5	32	3	58	7	33	3	32	2	21	4	6	1	5	1
Afro-American	12	1	12	1	7	1	5	1	8	1	8	1	4	1	3	1	1	0
American Indian	1857	96	1656	92	945	94	711	90	1248	95	1670	95	468	93	477	96	725	96
Caucasian	12	1	15	1	7	1	8	1	3	0	1	0	0	0	0	0	1	0
Oriental	3	1	2	0	0	0	2	0	7	1	19	1	7	1	2	0	10	1
Spanish sur-name	20	1	19	1	12	1	7	1	12	1	24	1	4	1	8	2	12	2
Other	343	18	97	5	53	5	44	6	64	5	84	5	24	5	17	3	43	6
17 or less	650	34	594	33	259	26	335	42	365	28	479	27	115	23	149	30	215	28
18	425	22	433	24	180	18	253	32	269	21	314	18	95	19	100	20	119	16
19	216	11	245	14	143	14	102	13	272	21	235	13	97	19	65	13	73	10
20-22	83	4	122	7	92	9	30	4	151	12	195	11	71	14	57	12	67	9
23-25	121	6	184	10	168	17	16	2	127	10	259	15	64	13	67	14	128	17
26-35	74	4	93	5	88	9	5	1	49	4	151	9	30	6	23	5	98	13
36-45	24	1	23	1	14	1	9	1	13	1	42	2	11	2	18	4	13	2
46-65	1	0	5	0	4	0	1	0	0	0	1	0	0	0	0	0	1	0
Over 65	1606	83	1384	77	645	65	739	93	960	73	1096	62	331	65	330	67	435	57
Single	278	14	364	20	321	32	43	5	311	24	566	32	126	25	138	28	302	40
Married	41	2	40	2	28	3	12	2	29	2	71	4	39	8	17	3	15	2
Divorced	9	1	5	0	5	6	0	0	1	0	9	1	3	1	3	1	3	0
Widowed	11	1	1	0	1	0	0	0	9	1	21	1	8	2	7	1	6	1
Separated																		

TABLE 19 (continued)

Characteristics of Students Attending Area Schools - 1973 Fall Term Enrollment
(Includes only students included in fall term enrollment)

7. Level of Education	Fort Dodge		Total		Marshalltown		Ellsworth		Waterloo		Total		Davenport		Clinton		Muscatine		
	No.	%	No.	%	No.	%	No.	%	No.	%	No.	%	No.	%	No.	%	No.	%	
Grade school or less	11	1	9	1	7	1	2	0	11	1	23	1	8	2	5	1	15	2	
Some high school	306	16	8	0	7	1	1	0	66	5	59	3	28	6	13	3	26	3	
Equivalency certificate	56	3	44	2	27	3	17	2	63	5	96	6	34	7	373	75	49	7	
High school graduate	1443	75	1499	84	774	77	725	91	934	72	1234	70	312	62	104	21	549	73	
Some post high school	133	7	236	13	187	19	49	6	231	18	346	20	125	25	0	0	117	16	
8. Father's Education																			
Grade school or less	248	13	248	14	161	16	87	11	211	16	316	18	86	17	74	15	156	21	
Some high school	312	16	278	16	165	17	113	14	244	19	297	17	60	12	88	18	149	20	
Equivalency certificate	34	2	28	2	18	2	10	1	30	2	38	2	5	1	15	3	18	2	
High school graduate	759	39	692	39	374	37	318	40	518	40	594	33	168	33	182	37	254	31	
Some college	224	12	209	12	97	10	112	14	100	8	164	9	44	9	50	10	70	9	
College graduate	232	12	234	13	121	12	113	14	109	8	215	12	72	14	55	11	88	12	
Do not know	147	8	108	6	66	7	42	7	97	7	142	8	69	14	32	7	41	5	
9. Mother's Education																			
Grade school or less	113	6	123	7	88	9	35	4	121	9	190	11	60	12	45	9	85	11	
Some high school	199	10	147	8	96	10	51	6	164	13	223	13	59	12	57	12	107	14	
Equivalency certificate	37	2	3	2	17	2	13	2	32	2	25	1	8	2	5	1	12	2	
High school graduate	995	51	911	51	503	50	408	51	621	47	813	46	223	44	249	50	341	45	
Some college	212	11	238	13	119	12	119	15	125	10	168	10	48	10	49	10	71	9	
College graduate	297	15	259	14	124	12	135	17	174	13	235	13	57	11	72	15	106	14	
Do not know	112	6	90	5	56	6	34	4	73	6	103	6	51	10	18	4	34	5	
10. Best Source of Information on Area School																			
Parent (s)	119	6	120	7	69	7	51	7	75	6	119	7	34	7	32	7	53	7	
Employer	20	1	27	2	23	2	4	1	23	2	67	4	10	2	17	4	40	5	
Other student	605	32	634	36	351	35	283	36	270	21	587	34	119	24	160	33	308	41	
High school teacher	76	4	93	5	30	3	63	8	67	5	56	3	16	3	15	3	25	3	
High school counselor	643	34	462	26	256	26	206	26	369	30	298	17	83	17	119	24	96	13	
Admissions counselor	288	15	293	16	144	14	149	19	260	20	351	20	96	19	109	22	146	20	
Vocational Rehab.	30	1	21	1	15	2	6	1	62	5	52	3	31	6	5	1	16	2	
Employment office	24	1	11	1	8	1	3	0	44	3	51	3	41	8	7	1	3	0	
Public media	67	3	127	7	102	10	25	3	114	9	156	9	68	14	25	5	63	8	



TABLE 19 (continued)

Characteristics of Students Attending Area Schools - 1973 Fall Term Enrollment
(Includes only students included in fall term enrollment)

1.1. Most Important Reason Attending	Fort Dodge		Total		Marshalltown		Ellsworth		Waterloo		Total		Davenport		Clinton		Muscatine		
	No.	%	No.	%	No.	%	No.	%	No.	%	No.	%	No.	%	No.	%	No.	%	
Special program:	546	29	375	21	175	18	200	25	647	50	516	29	265	52	90	18	162	21	
Cost	242	13	219	12	127	13	92	12	77	6	253	14	31	6	103	21	119	16	
Special needs help	60	3	73	4	28	3	45	6	72	6	35	2	12	2	9	2	14	2	
Individual attention	136	7	203	11	82	8	121	15	107	8	109	6	32	6	27	6	50	7	
Recommended by student	147	8	176	10	74	7	102	13	83	6	103	6	31	6	29	6	43	6	
Close to home	514	27	417	23	286	29	131	17	171	13	367	21	50	10	138	28	179	24	
Persuaded	93	5	90	5	47	5	43	5	41	3	82	5	23	5	25	5	34	5	
Keep my job	77	4	130	7	115	12	15	2	57	4	194	11	29	6	58	12	107	14	
Financial assistance	86	5	111	6	67	7	44	6	53	4	101	6	34	7	14	3	53	7	
1.2. Second Reason for Attending																			
Special program	223	12	164	9	84	8	80	10	270	21	255	15	105	21	49	10	101	14	
Cost	242	13	264	15	127	13	137	17	130	10	240	14	66	13	71	14	103	14	
Special needs help	93	5	94	5	41	4	53	7	103	8	65	4	26	5	19	4	20	3	
Individual attention	199	11	251	14	95	10	156	20	201	15	178	10	57	11	52	11	69	9	
Recommended by student	254	14	187	11	76	8	111	14	142	11	123	7	39	8	34	7	50	7	
Close to home	461	25	383	21	275	28	108	14	205	16	462	27	102	20	152	31	208	28	
Persuaded	158	9	155	9	95	10	60	8	66	5	97	6	28	6	32	7	37	5	
Keep my job	167	9	164	9	129	13	35	4	107	8	229	13	47	9	70	14	112	15	
Financial assistance	106	6	125	7	76	8	49	6	78	6	95	5	33	7	14	3	48	6	
1.3. Dependence																			
Dependent on parents	1287	68	964	54	405	41	559	70	603	46	780	45	227	46	242	49	311	42	
Independent from parents	618	32	827	46	592	59	235	30	703	54	956	55	267	54	250	51	439	59	
1.4. Annual Family Income																			
Under \$3,000	108	6	129	7	68	7	61	8	140	11	143	8	62	13	48	10	33	4	
\$3,000 - \$5,999	163	9	183	10	83	8	100	13	166	13	173	10	60	12	41	8	72	10	
\$6,000 - \$8,999	242	13	255	14	129	13	126	16	167	13	232	13	53	11	76	16	103	14	
\$9,000 - \$11,999	248	13	297	17	174	17	123	16	167	13	288	17	56	11	98	20	134	18	
\$12,000 - \$14,999	162	9	176	10	106	11	70	9	105	8	182	11	35	7	67	14	80	11	
\$15,000 - \$17,999	80	4	83	5	48	5	35	4	37	3	84	5	21	4	28	6	35	5	
\$18,000 or more	115	6	119	7	66	7	53	7	62	5	127	7	37	8	30	6	60	8	
I do not know	797	42	552	31	326	33	226	29	455	35	501	29	172	35	103	21	226	30	

Characteristics of Students Attending Area Schools - 1973 Fall Term Enrollment
(Includes only students included in fall term enrollment)

15. Distance Both Ways	Fort Dodge		Total		Marshalltown		Ellsworth		Waterloo		Total		Davenport		Clinton		Muscatine		
	No.	%	No.	%	No.	%	No.	%	No.	%	No.	%	No.	%	No.	%	No.	%	
Less than 10	1283	67	1332	74	673	67	659	83	666	51	1132	64	304	60	364	73	464	61	
11 - 25	363	19	242	14	178	18	64	8	360	28	394	22	126	25	81	16	187	25	
26 - 50	229	12	162	9	121	12	41	5	185	14	172	10	44	9	37	6	91	12	
51 - 100	43	2	46	3	27	3	19	2	91	7	55	3	29	6	11	2	15	2	
More than 100	10	1	12	1	3	0	9	1	8	1	6	0	3	1	3	1	0	0	
16. Residence																			
With my parents	951	49	465	26	314	31	151	19	420	32	715	41	178	35	243	50	294	39	
On my own	348	18	423	24	366	37	57	7	414	32	721	41	198	39	172	35	351	47	
Private housing	222	12	492	27	273	27	219	28	445	34	267	15	98	20	64	13	105	14	
Institut. dorm	396	21	396	22	31	3	365	46	7	1	24	1	19	4	2	0	3	0	
Non-inst. dorm	17	1	17	1	15	2	2	0	22	2	21	1	10	2	10	2	1	0	
17. Employment Plans																			
of all	508	26	554	31	230	23	324	41	340	26	369	21	184	36	87	18	98	13	
Less than 15 hours	426	22	427	24	175	17	252	32	234	18	262	15	78	15	97	20	87	12	
15 - 25 hours	610	32	370	21	220	22	150	19	360	28	545	26	109	22	157	32	188	25	
25 - 39 hours	194	10	109	6	67	7	42	5	143	11	157	9	45	9	43	9	69	9	
40 hours	80	4	158	9	144	14	14	2	126	10	248	14	53	11	76	15	119	16	
More than 40 hours	113	6	19	0	167	17	11	1	105	8	263	15	36	7	34	7	193	26	
18. Financial Assistance																			
Veterans Admin.	240		290		240		744		278		386		80	16	73	15	233	31	
Institutional Aid	199		338		143		195		84		138		25	5	45	9	68	9	
Scholarship or Loan	229		186		84		102		110		112		27	5	42	9	43	6	
Vocational Rehab.	66		31		19		12		87		80		45	9	15	3	20	3	
Government Assistance	41		42		23		19		68		35		25	5	6	1	4	1	
Welfare	30		11		5		6		18		48		1	0	11	2	2	0	
Social Security	59		53		27		26		64		75		27	5	22	4	26	3	
None of These	1194		924		495		429		688		949		261	51	298	60	390	51	
19. Parental Support																			
None	556	30	807	45	571	57	236	30	620	48	919	53	252	51	240	49	427	57	
Less than 25%	428	23	331	19	145	15	186	24	266	20	349	20	94	19	99	20	156	21	
26-75%	364	19	264	15	115	12	149	19	192	15	215	12	61	12	75	15	79	11	
76-100%	536	29	389	21	169	17	220	28	223	17	259	15	90	18	28	16	91	12	



TABLE 19 (continued)

Characteristics of Students Attending Area Schools - 1973 Fall Term Enrollment
(Includes only students included in fall term enrollment)

	Fort Dodge		Total		Marshalltown		Ellsworth		Waterloo		Total		Davenport		Clinton		Muscatine		
	No.	%	No.	%	No.	%	No.	%	No.	%	No.	%	No.	%	No.	%	No.	%	
20. Vet Status																			
A veteran on G.I. Bill	222	12	275	15	238	24	37	5	262	20	372	21	75	15	63	13	234	31	
A veteran not on G.I. Bill	14	1	37	2	27	3	10	1	19	2	55	3	11	2	21	4	23	3	
Not a veteran	1654	86	1482	83	736	74	746	94	1027	79	1322	76	415	83	408	83	499	66	
21. Transfer Plans																			
An Iowa Regent University	434	25	499	28	249	25	250	32	68	5	376	22	20	4	153	31	203	27	
Public out/state	91	5	124	7	42	4	82	10	17	1	83	5	13	3	27	6	43	6	
Iowa private	69	4	46	3	24	2	22	3	10	1	82	5	5	1	34	7	43	6	
Out/state private	29	2	23	1	17	2	6	1	4	0	23	1	7	1	4	1	12	2	
No transfer plans	724	38	576	32	402	40	174	22	998	77	760	44	363	73	143	29	254	34	
Undecided	544	29	522	29	264	27	258	33	207	16	418	24	93	19	129	26	196	26	
22. Full-Time Work Experience																			
None	416	22	240	13	141	14	99	13	191	15	240	14	85	17	62	13	93	12	
Only 1 or 2 summers	500	26	455	46	187	19	268	34	288	22	303	17	69	14	112	23	122	16	
1 year or less	199	11	174	10	92	9	82	10	149	11	165	10	57	11	48	10	60	8	
2-3 years	355	19	370	21	180	18	190	24	305	23	363	21	137	27	99	20	127	17	
3 years or more	432	23	548	31	397	40	151	19	373	29	672	39	154	31	169	35	349	47	
23. Last Year in School																			
1900-29	36	2	24	1	18	2	6	1	8	1	35	2	19	4	6	1	10	1	
1930-39	9	1	5	0	4	0	1	0	2	0	14	1	2	0	8	2	4	1	
1940-49	24	1	20	1	19	2	1	0	14	1	60	3	19	4	12	2	29	4	
1950-59	99	5	142	8	138	14	4	1	64	5	178	10	32	6	34	7	112	15	
1960-65	67	3	122	7	108	11	14	2	90	7	170	10	42	8	48	10	80	11	
1966	24	1	25	1	20	2	5	1	35	3	56	3	13	3	19	4	24	3	
1967	34	2	49	3	40	4	9	1	54	4	56	3	14	3	21	4	21	3	
1968	35	2	39	2	27	3	12	2	55	4	79	5	31	6	22	4	26	3	
1969	39	2	52	3	35	3	17	2	65	5	61	4	28	6	12	2	21	3	
1970	54	3	60	3	38	4	22	3	73	6	76	4	29	6	26	5	21	3	
1971	92	5	116	6	60	6	56	7	112	9	106	6	43	8	26	5	37	5	
1972	440	22	466	26	195	19	271	34	265	20	338	19	100	20	97	20	141	19	
1973	882	44	686	38	309	30	377	47	441	34	525	30	133	26	166	33	226	30	

Characteristics of Students Attending Area Schools - 1973 Fall Term Enrollment
(Includes only students included in fall term enrollment)

1. Status of Students	Cedar Rapids		Total		Ankeny		Boone		Carroll		Total		Sioux City		Other	
	No.	%	No.	%	No.	%	No.	%	No.	%	No.	%	No.	%	No.	%
New Student	1,225	44	1,471	54	1,280	58	142	32	49	91	498	53	466	53	32	48
New Student Transfer	251	9	462	17	402	18	56	13	4	7	74	8	68	8	6	9
Returning, Same Program	1,078	39	623	23	442	20	180	40	1	2	309	33	283	33	26	39
Returning, New Program	211	8	165	6	95	4	70	16	0	0	56	6	54	6	2	3
2. Educational Load																
Full-time	2,060	74	2,088	77	1,698	77	338	77	52	96	897	96	831	96	66	100
Part-time	729	26	626	23	523	24	101	23	2	4	37	4	37	4	0	0
3. Sex																
Male	1,499	54	1,461	54	1,238	56	222	49	1	2	656	70	610	70	46	70
Female	1,279	46	1,263	46	980	44	230	51	53	98	282	30	262	30	20	30
4. Ethnic Group																
Afro-American	40	1	61	2	57	3	4	1	0	0	10	1	10	1	0	0
American Indian	20	1	14	1	10	1	2	1	2	4	18	2	16	2	2	3
Caucasian	2,671	96	2,526	95	2,101	95	374	96	51	93	898	96	836	96	62	94
Oriental	20	1	12	1	8	0	4	1	0	0	6	1	6	1	0	0
Spanish sur-name	3	1	15	1	12	1	3	1	0	0	4	0	2	0	2	3
Other	29	1	31	1	25	1	4	1	2	4	4	0	4	1	0	0
5. Age																
17 or less	124	4	109	4	107	5	2	0	0	0	39	4	35	4	4	6
18	657	24	774	28	642	29	101	22	31	56	208	22	190	22	18	27
19	412	15	513	19	391	18	111	25	11	20	116	12	106	12	10	15
20-22	534	19	513	19	395	18	110	24	8	15	154	16	142	16	12	18
23-25	348	12	302	11	246	11	53	12	3	6	120	13	111	13	9	14
26-35	479	17	318	12	278	13	38	8	2	4	197	21	189	22	8	13
36-45	173	6	137	5	112	5	25	6	0	0	87	9	84	10	3	5
46-65	66	2	58	2	48	2	10	2	0	0	18	2	16	2	2	3
Over 65	3	0	2	0	2	0	0	0	0	0	1	0	1	0	0	0
6. Marital Status																
Single	1,743	62	1,885	69	1,519	68	320	71	46	84	526	56	485	56	41	62
Married	865	31	689	25	572	26	108	24	9	16	359	38	338	39	21	32
Divorced	140	5	112	4	99	5	13	3	0	0	36	4	33	4	3	5
Widowed	25	1	18	1	14	1	4	1	0	0	6	1	5	1	1	1
Separated	23	1	24	1	19	1	5	1	0	0	13	1	13	2	0	0



TABLE 19 (continued)

Characteristics of Students Attending Area Schools - 1973 Fall Term Enrollment
(Includes only students included in fall term enrollment)

7. Level of Education	Cedar Rapids		Total		Ankeny		Boone		Carroll		Total		Sioux City		Other	
	No.	%	No.	%	No.	%	No.	%	No.	%	No.	%	No.	%	No.	%
Grade school or less	4	0	4	0	3	0	1	0	46	84	6	1	8	1	0	0
Some high school	35	1	28	1	23	1	5	1	9	16	38	4	37	4	1	1
Equivalency certificate	151	5	105	4	94	4	11	3	0	0	90	10	81	9	9	14
High school graduate	1,890	68	1,837	69	1,491	67	300	77	0	0	613	65	569	65	44	67
Some post high school	698	25	687	26	603	27	75	19	0	0	191	20	179	21	12	18
8. Father's Education																
Grade school or less	407	15	292	11	250	11	33	9	9	16	206	22	189	22	17	26
Some high school	483	17	417	16	357	15	51	14	9	16	186	20	170	20	16	24
Equivalency certificate	61	2	59	2	48	2	11	3	0	0	25	3	23	3	2	3
High school graduate	989	35	994	38	807	37	162	43	25	46	303	32	286	33	17	26
Some college	343	12	316	12	260	12	50	13	6	11	69	7	65	8	4	6
College graduate	365	13	420	16	356	16	60	16	4	7	89	10	83	10	6	9
Do not know	144	5	143	5	131	6	10	3	2	4	59	6	55	6	4	6
9. Mother's Education																
Grade school or less	234	8	140	5	119	5	20	5	1	9	112	12	104	12	8	12
Some high school	352	13	299	11	262	12	32	8	5	9	156	17	145	17	11	17
Equivalency certificate	46	2	46	2	38	2	6	2	2	4	16	2	15	2	1	2
High school graduate	1,307	47	1,343	51	1,099	50	208	54	36	66	410	44	381	44	29	44
Some college	358	13	353	13	284	13	61	16	8	15	113	12	107	12	6	9
College graduate	384	14	364	14	313	14	50	13	1	2	96	10	89	10	7	11
Do not know	111	4	108	4	97	4	9	2	2	4	35	4	31	4	4	6
10. Best Source of Information on Area School																
Parent(s)	161	6	192	8	152	7	33	9	7	13	56	6	49	6	7	11
Employer	113	4	190	7	181	8	7	2	2	4	7	1	7	1	0	0
Other student	796	29	685	27	571	26	111	31	3	6	275	29	260	30	15	23
High school teacher	58	2	87	3	76	4	9	3	2	4	25	3	23	3	2	3
High school counselor	562	20	661	26	543	25	94	26	24	44	178	19	164	19	14	21
Admissions counselor	556	20	625	24	516	24	97	27	12	22	162	17	152	17	10	15
Vocational Rehab.	69	3	71	3	68	3	1	0	2	4	50	5	48	6	2	3
Employment office	43	2	54	2	49	2	3	1	2	4	72	6	66	8	6	9
Public media	411	15	8	0	5	0	3	1	0	0	113	12	103	12	10	15



Characteristics of Students Attending Area Schools - 1973 Fall Term Enrollment
(Includes only students included in fall term enrollment)

11. Most Important Reason Attndg.	Cedar Rapids		Total		Ankeny		Boone		Carroll		Total		Sioux City		Other	
	No.	%	No.	%	No.	%	No.	%	No.	%	No.	%	No.	%	No.	%
Special program	959	34	1,117	42	1,013	46	87	23	17	32	408	43	375	43	33	50
Cost	328	12	325	12	268	12	54	14	3	6	45	5	42	5	3	5
Special needs help	129	5	127	5	118	5	9	2	0	0	40	4	38	4	2	3
Individual attention	250	9	205	8	140	6	53	14	12	22	49	5	41	5	8	13
Recommended by student	164	6	142	5	128	6	8	2	6	11	84	9	77	9	7	11
Close to home	381	14	356	14	218	10	123	33	15	27	126	13	117	13	9	14
Persuaded	112	4	122	5	105	5	16	4	1	2	15	2	14	2	1	1
Keep my job	386	14	177	7	157	7	20	5	0	0	54	6	54	6	0	0
Financial assistance	76	3	65	3	56	3	9	2	0	0	117	12	114	13	3	5
12. Second Reason for Attending																
Special program	406	15	333	13	307	14	22	8	4	7	190	20	174	20	16	25
Cost	432	16	373	15	318	15	50	18	5	9	97	10	92	11	5	8
Special needs help	182	7	158	6	145	7	12	4	1	2	70	7	68	8	2	3
Individual attention	345	13	316	13	267	12	43	16	6	11	86	9	77	9	9	14
Recommended by student	257	9	261	10	222	10	32	12	7	13	69	7	65	8	4	6
Close to home	574	21	510	20	430	20	66	24	14	26	194	21	175	20	19	29
Persuaded	148	5	228	9	191	9	19	7	18	33	61	7	56	6	5	8
Keep my job	318	12	256	10	233	11	23	8	0	0	80	9	77	9	3	5
Financial assistance	109	4	79	3	72	3	7	3	0	0	89	10	87	10	2	3
13. Dependence																
Dependent on parents	1,095	40	1,266	48	1,046	47	180	48	40	74	354	38	323	37	31	48
Independent from parents	1,666	60	1,369	52	1,160	53	195	52	14	26	575	62	542	63	33	52
14. Annual Family Income																
Under \$5,000	251	9	178	7	150	7	26	8	2	4	146	16	138	16	8	12
\$5,000 - \$5,999	307	11	341	13	278	13	60	18	3	6	168	18	155	18	13	20
\$6,000 - \$8,999	433	16	341	13	290	13	45	13	6	11	158	17	145	17	13	20
\$9,000 - \$11,999	467	17	419	16	372	17	40	12	7	13	105	11	97	11	8	12
\$12,000 - \$14,999	296	11	273	11	245	11	24	7	4	7	61	6	57	7	4	6
\$15,000 - \$17,999	153	6	173	7	152	7	21	6	0	0	21	2	18	2	3	5
\$18,000 or more	166	6	220	9	183	8	35	10	2	4	38	4	36	4	2	3
I do not know	667	24	623	24	512	24	86	26	31	56	239	26	224	26	15	23

TABLE 19 (continued)

Characteristics of Students Attending Area Schools - 1973 Fall Term Enrollment
(Includes only students included in fall term enrollment)

	Cedar Rapids		Total		Ankeny		Boone		Carrroll		Total		Sioux City		Other		
	No.	%	No.	%	No.	%	No.	%	No.	%	No.	%	No.	%	No.	%	
15. Distance Both Ways																	
Less than 10	1,332	48	1,022	38	734	33	247	58	41	74	559	60	535	61	24	36	
11 - 25	935	34	938	35	817	37	118	28	3	6	218	23	201	23	17	26	
26 - 50	416	15	525	19	473	21	42	10	10	18	101	11	86	10	15	23	
51 - 100	103	4	190	7	170	8	19	5	1	2	49	5	42	5	7	11	
More than 100	7	0	27	1	27	1	0	0	0	0	12	1	9	1	3	5	
16. Residence																	
With my parents	777	28	997	38	843	38	142	36	12	22	251	27	237	27	14	21	
On my own	1,166	42	917	35	781	35	129	32	7	13	413	44	390	45	23	35	
Private housing	765	28	712	27	569	26	107	27	36	66	236	25	207	24	29	44	
Institut. dorm	9	0	21	1	3	0	18	5	0	0	6	1	6	1	0	0	
Non-inst. dorm	61	2	15	1	12	1	3	1	0	0	33	4	33	4	0	0	
17. Employment Plans																	
Not at all	656	24	625	24	491	22	94	27	40	73	255	27	225	26	30	46	
Less than 15 hours	431	16	422	16	330	15	80	23	12	22	144	15	129	15	15	23	
16 - 25 hours	654	24	782	30	674	31	105	30	3	6	236	25	217	25	19	29	
26 - 39 hours	225	8	264	10	218	10	46	13	0	0	73	8	72	8	1	2	
40 hours	571	21	381	16	363	16	18	5	0	0	60	6	60	7	0	0	
More than 40 hours	245	9	144	6	136	6	0	0	0	0	171	18	171	20	0	0	
18. Financial Assistance																	
Veterans Assistance	529		301		267		33		1		316		305		11		
Veterans Administra.	234		167		134		27		6		41		39		2		
Institution Aid	191		259		202		44		13		79		71		8		
Scholarship or loan	89		102		97		5		0		73		71		2		
Vocational Rehab.	38		59		55		2		2		67		68		9		
Government assistance	51		28		26		2		0		40		37		3		
Welfare	106		106		94		8		4		41		40		1		
Social Security	1,660		1,678		1,447		196		35		346		312		34		
None of these																	
19. Parental Support																	
None	1,576	57	1,186	45	1,018	46	160	45	8	15	547	59	509	59	38	58	
Less than 25%	456	17	465	18	394	18	58	16	13	24	158	17	152	18	6	9	
26 - 75%	308	11	419	16	329	15	75	21	15	27	98	11	87	10	11	17	
76 - 100%	424	15	546	21	461	21	66	18	19	35	131	14	121	14	10	15	

ERIC
Full Text Provided by ERIC

Characteristics of Students Attending Area Schools - 1973 Fall Term Report
(Includes only students included in fall term enrollment)

20. Vet Status	Cedar Rapids		Total		Ankeny		Boone		Carroll		Total		Sioux City		Other	
	No.	%	No.	%	No.	%	No.	%	No.	%	No.	%	No.	%	No.	%
A veteran on G.I. Bill	490	18	274	10	242	11	31	7	1	2	313	33	301	35	12	16
A veteran not on G.I. Bill	83	3	87	3	73	3	14	3	0	0	33	4	28	3	5	7
Not a veteran	2,199	79	2,325	87	1,887	86	385	90	53	98	590	63	541	62	59	78
21. Transfer Plans																
An Iowa Regent University	529	19	421	16	255	12	165	50	1	2	11	1	9	1	2	3
Public out/state	96	4	72	3	54	3	18	5	0	0	9	1	8	1	1	1
Iowa private	150	5	117	5	104	5	13	4	2	4	8	1	6	1	2	3
Out/state private	24	1	23	1	18	1	3	1	0	0	4	0	3	0	1	1
No transfer plans	1,260	46	1,376	53	1,264	58	67	20	45	82	767	82	713	82	54	82
Undecided	698	25	572	22	500	23	65	20	7	13	134	14	128	15	6	9

22. Full-Time Work Experience	None		Only 1 or 2 summers		A year or less		1 - 3 years		3 years or more							
	No.	%	No.	%	No.	%	No.	%	No.	%						
None	362	13	315	13	255	12	46	17	14	26	114	12	101	12	13	20
Only 1 or 2 summers	444	16	498	20	420	19	62	23	16	29	156	17	146	17	10	15
A year or less	295	11	308	12	269	12	29	11	10	18	72	8	67	8	5	8
1 - 3 years	568	21	617	24	553	25	55	20	9	16	185	20	169	20	16	24
3 years or more	1,088	40	789	31	702	32	81	30	6	11	407	44	385	44	22	33

23. Last Year in School	1900-29		1930-39		1940-49		1950-59		1960-65		1966		1967		1968		1969		1970		1971		1972		1973		
	No.	%	No.	%	No.	%	No.	%	No.	%	No.	%	No.	%	No.	%	No.	%	No.	%	No.	%	No.	%	No.	%	
1900-29	20	1	32	1	25	1	5	1	2	4	8	1	8	1	0	0	0	0	0	0	0	0	0	0	0	0	0
1930-39	17	1	11	0	10	0	1	0	0	0	3	0	3	0	3	0	4	2	4	2	3	2	3	2	3	2	3
1940-49	88	3	75	3	64	3	11	2	0	0	34	4	32	4	32	4	32	4	32	4	6	9	6	9	6	9	6
1950-59	238	8	150	6	127	6	23	5	0	0	117	12	111	13	111	13	111	13	111	13	111	13	111	13	111	13	111
1960-65	361	13	241	9	221	10	18	4	0	0	144	15	138	16	138	16	138	16	138	16	138	16	138	16	138	16	138
1966	104	4	84	3	74	3	10	2	2	4	28	3	26	3	26	3	26	3	26	3	26	3	26	3	26	3	26
1967	107	4	98	4	75	3	21	5	2	4	43	5	38	4	38	4	38	4	38	4	38	4	38	4	38	4	38
1968	136	5	106	4	90	4	15	3	1	2	41	5	39	5	39	5	39	5	39	5	39	5	39	5	39	5	39
1969	133	5	102	4	80	4	17	4	5	9	44	5	43	5	43	5	43	5	43	5	43	5	43	5	43	5	43
1970	173	6	130	5	103	5	24	5	3	6	34	4	33	4	33	4	33	4	33	4	33	4	33	4	33	4	33
1971	210	7	236	9	194	9	42	9	0	0	69	7	61	7	61	7	61	7	61	7	61	7	61	7	61	7	61
1972	459	16	507	19	400	18	104	23	3	6	114	12	105	12	105	12	105	12	105	12	105	12	105	12	105	12	105
1973	741	26	918	34	748	34	133	29	37	67	261	28	237	27	237	27	237	27	237	27	237	27	237	27	237	27	237

TABLE 19 (continued)

Characteristics of Students Attending Area Schools - 1973 Fall Term Enrollment
(Includes only students included in fall term enrollment)

1. Status of Students	Total		Council Bluffs		Clarinda		Harlan		Creston		Total		Ottumwa		Centerville	
	No.	%	No.	%	No.	%	No.	%	No.	%	No.	%	No.	%	No.	%
New Student	799	50	591	42	173	53	35	85	257	44	427	52	250	52	177	52
New Student Transfer	171	10	144	10	24	7	3	7	26	4	52	6	40	8	12	4
Returning, Same Program	729	41	619	44	110	34	0	0	283	48	308	38	172	36	136	40
Returning, New Program	82	5	58	4	21	6	3	7	19	3	34	4	17	4	17	5
2. Educational Load																
Full-time	1,437	81	114	79	285	86	38	35	538	92	772	95	464	99	308	91
Part-time	349	20	301	21	46	14	2	5	47	8	39	5	7	2	32	9
3. Sex																
Male	1,182	66	993	70	188	57	1	2	434	74	555	68	319	68	236	69
Female	605	34	422	30	143	43	40	98	151	26	256	32	150	32	106	31
4. Ethnic Group																
Afro-American	20	1	9	1	11	3	0	0	5	1	35	4	2	0	33	10
American Indian	4	0	4	0	0	0	0	0	1	0	4	1	1	0	3	1
Caucasian	1,743	98	1,383	98	319	96	41	100	568	98	754	93	451	99	303	88
Oriental	4	0	4	0	0	0	0	0	2	0	9	1	6	1	3	1
Spanish sur-name	4	0	3	0	1	0	0	0	0	0	1	0	1	0	0	0
Other	12	1	12	1	0	0	0	0	6	1	7	1	5	1	2	1
5. Age																
17 or less	68	4	49	4	16	5	3	8	15	3	60	7	31	7	29	8
18	426	24	301	21	111	33	14	36	134	23	249	31	111	24	138	40
19	290	16	194	14	87	26	9	23	84	14	194	24	96	21	98	29
20-22	225	13	171	12	48	15	6	15	64	11	104	13	65	14	39	11
23-25	204	11	181	13	20	6	3	8	82	14	71	9	57	12	14	4
26-35	318	18	288	20	20	6	2	5	119	20	74	9	56	12	18	5
36-45	211	12	195	14	26	8	2	5	71	12	39	5	34	7	5	2
46-65	42	2	32	2	14	4	0	0	12	2	21	3	18	4	3	1
Over 65	5	0	5	0	10	3	0	0	3	1	1	0	1	0	0	0
6. Marital Status																
Single	1,028	58	745	53	261	79	22	54	297	51	598	73	302	63	296	86
Married	690	39	620	44	54	16	16	39	262	45	194	24	154	32	40	12
Divorced	13	2	31	2	10	3	2	5	14	2	23	3	17	4	6	2
Widowed	10	1	7	1	3	1	0	0	7	1	2	0	1	0	1	0
Separated	18	1	13	1	4	1	1	2	4	1	4	1	4	1	0	0

TABLE 19 (continued)

Characteristics of Students Attending Area Schools - 1973 Fall Term Enrollment
(Includes only students included in fall term enrollment)

7. Level of Education	Total		Council Bluffs		Clarinda		Harlan		Creston		Total		Ottumwa		Centerville	
	No.	%	No.	%	No.	%	No.	%	No.	%	No.	%	No.	%	No.	%
Grade school or less	13	1	12	1	1	0	0	0	6	1	11	1	11	2	0	0
Some high school	30	2	24	2	6	2	0	0	22	4	24	3	13	3	11	3
Equivalency certificate	85	5	70	5	14	4	1	3	22	4	34	4	27	6	7	2
High school graduate	1,281	72	990	70	264	80	27	68	458	78	642	79	336	72	306	89
Some post high school	374	21	318	23	44	13	12	30	77	13	101	12	82	18	19	6
8. Father's Education																
Grade school or less	338	19	279	20	49	15	10	24	119	20	143	18	103	22	40	12
Some high school	293	16	244	17	42	13	7	17	93	16	127	16	82	17	45	13
Equivalency certificate	48	3	40	3	8	2	0	0	11	2	14	2	6	1	8	2
High school graduate	643	36	500	35	128	39	15	37	204	35	318	39	176	37	142	41
Some college	181	10	145	10	32	10	4	10	43	7	80	10	44	9	36	10
College graduate	173	10	115	8	54	16	4	10	43	7	83	10	30	6	53	15
Do not know	111	6	92	7	11	5	1	2	70	12	53	7	31	7	22	6
9. Mother's Education																
Grade school or less	369	10	145	10	19	6	5	12	54	9	79	10	61	13	18	5
Some high school	250	14	199	14	46	14	5	12	75	13	109	13	80	17	29	8
Equivalency certificate	34	10	22	2	11	3	1	2	11	2	21	3	8	2	13	4
High school graduate	842	47	662	47	152	46	28	68	260	45	396	49	208	44	188	55
Some college	213	12	167	12	44	13	2	5	58	10	69	9	40	9	29	8
College graduate	195	11	145	10	50	15	0	0	73	13	96	12	43	9	53	15
Do not know	84	5	75	5	9	3	0	0	52	9	44	5	29	6	15	4
10. Best Source of Information on Area School																
Parent(s)	116	7	72	5	40	12	4	10	32	6	73	9	37	8	36	11
Employer	45	3	32	2	10	3	3	7	9	2	17	2	11	2	6	2
Other student	573	32	466	33	93	28	14	34	182	32	205	26	125	27	80	24
High school teacher	45	3	31	2	13	4	1	2	20	4	42	5	17	4	25	7
High school counselor	314	18	228	16	77	24	9	22	90	16	165	21	106	23	59	18
Admissions counselor	405	23	331	23	70	21	4	10	153	27	204	25	90	19	114	34
Vocational Rehab.	72	4	59	4	11	3	2	5	20	4	23	3	19	4	4	1
Employment office	19	1	17	1	2	1	0	0	10	2	35	4	32	7	3	1
Public media	195	11	179	13	12	4	4	5	61	11	58	5	28	6	10	3



TABLE 19 (continued)

Characteristics of Students Attending Area Schools - 1973 Fall Term Enrollment
(Includes only students included in fall term enrollment)

11. Most Important Reason Attndg. No.	Total		Council Bluffs		Clarinda		Harlan		Creston		Total		Ottumwa		Centerville	
	No.	%	No.	%	No.	%	No.	%	No.	%	No.	%	No.	%	No.	%
Special program	453	25	397	28	46	14	144	25	144	25	263	33	222	49	41	12
Cost	168	9	125	9	43	13	0	0	59	10	56	7	19	4	37	11
Special needs help	55	3	41	3	4	4	0	0	8	1	38	5	17	4	21	6
Individual attention	131	7	86	6	39	12	6	16	43	7	77	10	21	5	56	17
Recommended by student	118	7	93	7	21	6	4	11	18	3	53	7	33	7	20	6
Close to home	477	27	345	25	114	35	18	47	166	29	212	27	97	21	115	34
Persuaded	83	5	62	4	18	6	3	8	31	5	35	4	18	4	17	5
Keep my job	155	9	131	9	24	7	0	0	41	7	19	2	7	2	12	4
Financial assistance	142	8	131	9	11	3	0	0	73	13	40	5	19	4	21	6
12. Second Reason for Attending																
Special program	278	16	246	17	18	6	17	40	82	14	263	33	85	19	33	10
Cost	177	10	132	9	42	13	3	7	80	14	56	7	51	11	42	12
Special needs help	67	4	48	3	17	5	2	5	13	2	38	5	32	7	19	6
Individual attention	166	9	114	8	47	14	5	12	46	8	77	10	46	10	67	20
Recommended by student	145	8	101	7	35	11	8	19	52	9	53	7	59	13	24	7
Close to home	514	29	421	30	27	26	8	19	137	24	212	27	115	25	62	18
Persuaded	107	6	80	6	42	8	0	0	39	7	35	4	35	8	41	12
Keep my job	209	12	167	12	13	13	0	0	71	12	19	2	15	3	29	9
Financial assistance	115	7	102	7	9	4	0	0	62	11	40	5	16	4	22	7
13. Dependence																
Dependent on parents	706	40	499	35	187	57	20	49	215	38	469	58	225	48	244	72
Independent from parents	1,077	60	915	65	141	43	21	51	358	63	338	42	241	52	97	28
14. Annual Family Income																
Under \$3,000	156	9	118	8	33	10	5	9	64	11	109	14	71	15	38	11
\$3,000-\$5,999	246	14	198	14	44	14	4	8	82	14	124	15	83	18	41	12
\$6,000-\$8,999	310	18	246	17	57	17	7	17	84	15	116	14	63	14	53	16
\$9,000-\$11,999	237	13	193	16	40	12	4	10	71	13	104	13	72	16	32	9
\$12,000-\$14,999	152	9	132	9	18	6	2	5	25	4	65	8	35	8	30	9
\$15,000-\$17,999	84	5	68	5	15	5	1	2	13	2	33	4	15	3	18	5
\$18,000 or more	76	4	63	5	12	4	1	2	21	4	44	6	17	4	27	8
I do not know	513	29	393	28	103	32	17	41	210	37	211	26	110	24	101	30

Characteristics of Students Attending Area Schools - 1973 Fall Term Enrollment
(Includes only students included in fall term enrollment)

	Total		Council Bluffs		Clarinda		Harlan		Creston		Ottumwa		Centerville			
	No.	%	No.	%	No.	%	No.	%	No.	%	No.	%	No.	%		
15. Distance Both Ways																
Less than 10	978	55	723	51	225	68	30	73	294	50	400	47	172	37	228	67
11 - 25	489	27	427	30	56	17	6	15	138	24	219	29	164	35	55	16
26 - 50	233	13	188	13	41	12	4	10	101	17	125	15	84	18	41	12
51 - 100	71	4	63	5	7	2	7	4	43	7	57	7	45	10	12	4
More than 100	17	1	14	1	3	1	0	0	9	2	12	2	5	1	7	2
16. Residence																
With my parents	534	30	398	28	121	36	15	37	144	25	322	40	175	37	147	43
On my own	815	46	719	51	78	24	18	44	286	49	232	29	179	38	53	16
Private housing	321	18	262	19	51	15	8	20	137	24	185	23	93	20	92	27
Institut. dorm	104	6	26	2	78	24	0	0	16	3	55	7	5	1	50	15
Non-inst. dorm	15	1	11	1	4	1	0	0	8	0	16	2	16	3	0	0
17. Employment Plans																
Not at all	338	19	242	17	78	24	18	44	120	21	316	39	197	42	119	35
Less than 15 hours	282	16	186	13	75	23	21	51	96	17	181	22	112	24	69	20
16 - 25 hours	371	21	277	20	92	28	2	5	102	18	209	26	113	24	96	28
26 - 39 hours	140	8	111	8	29	9	0	0	55	10	57	7	27	6	30	9
40 hours	245	14	213	15	32	10	0	0	55	10	32	4	14	3	18	5
More than 40 hours	405	23	385	27	20	6	0	0	153	26	12	2	3	1	9	3
18. Financial Assistance																
Veterans Administra.	575		536		39		0		212		119		90		29	
Institution Aid	156		108		45		3		67		124		42		82	
Scholarship or Loan	141		91		42		8		51		104		2		39	
Vocational Rehab.	101		82		17		2		27		31		26		5	
Government assistance	38		30		5		3		17		54		44		10	
Welfare	13		10		2		1		8		16		15		1	
Social Security	59		41		18		0		15		32		23		9	
None of these	802		589		187		26		219		377		191		186	
19. Parental Support																
None	985	55	853	60	115	35	17	41	340	59	347	43	242	52	105	31
Less than 25%	290	16	215	15	69	21	6	15	81	14	158	20	85	18	73	22
26 - 75%	218	12	157	11	51	16	10	24	80	14	123	15	64	14	59	17
76 - 100%	291	16	189	13	94	29	8	20	76	13	178	22	75	16	103	30

TABLE 19 (continued)

Characteristics of Students Attending Area Schools - 1973 Fall Term Enrollment
(Includes only students included in fall term enrollment)

20. Vet Status	Total		Council Bluffs		Clarinda		Harlan		Creston		Total		Ottumwa		Centerville	
	No.	%	No.	%	No.	%	No.	%	No.	%	No.	%	No.	%	No.	%
A veteran on G.I. Bill	563	32	528	37	35	11	0	0	224	38	113	14	89	19	24	7
A vet. not on G.I. Bill	39	2	34	2	5	2	0	0	19	3	24	3	21	5	3	1
Not a veteran	1,182	66	851	60	290	88	41	100	340	58	668	83	356	76	312	92
21. Transfer Plans																
An la. Regent, Univ.	128	7	73	5	55	17	0	0	48	8	71	9	10	2	61	18
Public out/state	176	10	126	9	50	15	0	0	40	7	82	10	5	1	77	23
Iowa private	24	1	19	1	5	2	0	0	19	3	17	2	3	1	14	4
Out/state private	33	2	27	2	6	2	0	0	12	2	7	1	0	0	7	2
No transfer plans	973	55	851	60	82	25	40	98	300	52	433	54	386	83	47	14
Undecided	447	25	315	22	131	40	1	2	159	28	192	24	61	13	131	39
22. Full-Time Work Experience																
None	185	10	136	10	41	13	8	26	69	12	141	18	78	17	63	19
Only 1 or 2 Summers	315	18	221	16	83	25	11	35	97	17	183	23	83	18	100	30
A year or less	134	8	91	6	35	11	8	26	50	9	88	11	53	12	55	10
1 - 3 years	304	17	227	16	69	21	8	26	79	14	163	21	90	20	73	22
3 years or more	845	47	738	52	101	31	6	19	284	49	216	27	148	33	68	20
23. Last Year in School																
1900-29	15	1	11	1	3	1	1	2	6	1	19	2	14	3	5	1
1930-39	15	1	1	1	4	1	0	0	4	1	7	1	6	1	1	0
1940-49	70	4	60	4	10	3	0	0	20	3	26	3	24	5	2	1
1950-59	270	15	249	18	19	6	2	5	91	15	43	5	37	8	6	2
1960-65	210	12	187	13	20	6	3	7	68	12	50	6	35	7	15	4
1966	62	4	58	4	2	1	2	5	15	3	18	2	14	3	4	1
1967	60	3	53	4	7	2	0	0	38	6	31	4	25	5	6	2
1968	71	4	63	4	7	2	1	2	23	4	23	3	19	4	4	1
1969	51	3	50	4	9	3	2	5	18	3	21	3	14	3	7	2
1970	62	4	49	4	11	3	4	10	9	2	35	4	25	5	10	3
1971	97	5	69	5	26	8	4	10	28	5	39	5	23	5	16	5
1972	323	18	216	15	99	30	8	20	81	14	198	24	92	19	106	30
1973	469	26	338	24	113	34	18	44	159	27	305	38	147	31	158	45

219



Characteristics of Students Attending Area Schools - 1973 Fall Term Enrollment
(Includes only students included in fall term enrollment)

1. Status of Students	Total		Burlington		Keokuk		Other		STATE TOTAL	
	No.	%	No.	%	No.	%	No.	%	No.	%
New Student	601	45	438	47	127	36	36	65	10,767	50
New Student Transfer	83	6	61	7	21	6	1	2	1,665	8
Returning, Same Program	557	42	363	39	180	51	14	25	8,112	37
Returning, New Program	91	7	64	7	23	7	4	7	1,154	5
2. Educational Load										
Full-Time	971	74	664	74	253	72	54	38	18,207	84
Part-Time	334	26	232	26	101	29	1	2	3,504	16
3. Sex										
Male	648	47	470	52	152	43	26	47	13,298	61
Female	658	50	427	48	212	57	29	53	8,442	39
4. Ethnic Group										
Afro-American	39	3	18	2	14	4	7	13	442	2
American Indian	6	1	4	0	2	1	0	0	115	1
Caucasian	1,233	94	856	95	331	94	46	84	20,742	96
Oriental	7	1	4	0	3	1	0	0	98	1
Spanish sur-name	8	1	6	1	2	1	0	0	85	0
Other	15	1	12	1	1	0	2	4	199	1
5. Age										
17 or less	83	6	62	7	13	4	8	15	1,396	6
18	369	28	268	30	85	24	16	29	6,178	28
19	263	20	171	19	88	25	4	7	4,061	19
20-22	180	14	127	14	50	14	3	5	3,195	15
23-25	106	8	71	8	29	8	6	11	2,099	10
26-35	208	16	141	16	58	16	9	16	2,915	13
36-45	73	6	45	5	21	6	7	13	1,514	7
46-65	28	2	16	2	10	3	2	4	396	2
Over 65	0	0	0	0	0	0	0	0	25	0
Marital Status										
Single	910	69	641	70	232	66	37	69	14,866	68
Married	344	26	235	26	98	28	11	20	6,013	28
Divorced	52	4	31	3	15	4	6	11	668	3
Widowed	10	1	5	1	5	1	0	0	117	1
Separated	13	1	8	1	4	1	0	0	156	1

TABLE 19 (continued)

Characteristics of Students Attending Area Schools - 1973 Fall Term Enrollment
(Includes only students included in fall term enrollment)

7. Level of Education	Total		Burlington		Keokuk		Other		STATE TOTAL	
	No.	%	No.	%	No.	%	No.	%	No.	%
Grade school or less	3	0	0	0	1	0	2	4*	148	1
Some high school	21	2	12	1	7	2	2	4	846	4
Equivalency certificate	71	5	39	4	21	6	11	20	962	4
High school graduate	1,010	77	712	79	264	75	34	62	15,970	74
Some post high school	200	15	134	15	60	17	6	11	3,762	17
8. Father's Education										
Grade school or less	178	13	121	13	47	13	10	20	3,719	17
Some high school	203	15	125	14	66	19	8	16	3,479	16
Equivalency certificate	39	3	30	3	9	3	0	0	459	2
High school graduate	485	36	349	38	122	35	14	27	7,883	36
Some college	179	13	125	14	45	13	9	18	2,265	10
College graduate	156	12	117	13	37	11	4	8	2,524	12
Do not know	94	7	60	7	27	8	6	12	1,396	12
9. Mother's Education										
Grade school or less	94	7	60	7	28	8	6	11	1,997	9
Some high school	172	13	117	13	42	12	13	24	2,572	12
Equivalency certificate	26	2	16	2	7	2	3	6	403	2
High school graduate	672	51	466	51	185	52	21	39	10,321	48
Some college	150	11	106	12	41	12	4	7	2,517	12
College graduate	146	11	104	11	38	11	5	9	2,858	13
Do not know	61	5	45	5	13	4	2	4	1,065	5
10. Best Source of Information on Area School										
Parent(s)	104	8	74	8	28	8	2	4	1,427	7
Employer	36	3	26	3	10	3	0	0	595	3
Other student	389	30	272	31	102	29	14	29	6,528	30
High school teacher	39	3	22	3	17	5	0	0	757	4
High school counselor	294	23	192	22	85	24	17	35	5,093	24
Admissions counselor	270	21	191	21	68	19	11	23	4,340	20
Vocational Rehab.	45	4	31	4	6	2	3	6	597	3
Employment office	30	2	19	2	3	3	0	0	442	2
Public media	92	7	65	7	7	7	1	2	1,677	8

222

TABLE 19 (continued)

Characteristics of Students Attending Area Schools - 1973 Fall Term Enrollment
(Includes only students included in fall term enrollment)

11. Most Important Reason Attending	Total		Burlington		Keokuk		Other		STATE TOTAL	
	No.	%	No.	%	No.	%	No.	%	No.	%
Special program	175	13	107	12	52	15	16	30	6,666	31
Cost	228	18	174	19	49	14	5	9	2,366	11
Special needs help	26	2	15	2	5	1	6	11	791	4
Individual attention	50	4	28	3	21	6	1	2	1,661	8
Recommended by student	42	3	31	4	9	3	2	4	1,437	7
Close to home	496	38	341	38	137	39	18	34	4,774	22
Persuaded	66	5	51	6	13	4	2	4	958	4
Keep my job	165	13	112	13	52	15	1	2	1,812	8
Financial assistance	54	4	36	4	16	5	2	4	1,130	5
12. Second Reason for Attending										
Special program	98	8	57	6	28	8	13	25	2,911	14
Cost	215	17	149	17	57	16	9	17	2,794	13
Special needs help	27	2	15	2	11	3	1	2	1,079	5
Individual attention	104	8	56	6	43	12	5	9	2,386	11
Recommended by student	73	6	48	5	16	5	9	17	2,031	10
Close to home	399	31	297	33	95	27	7	13	5,055	24
Persuaded	114	9	75	8	36	10	3	6	1,583	7
Keep my job	222	17	172	19	48	14	2	4	2,324	11
Financial assistance	49	4	27	3	18	5	4	8	1,252	6
13. Dependence										
Dependent on parents	656	51	459	52	173	49	24	49	10,461	49
Independent from parents	637	49	431	48	181	51	25	51	11,057	51
14. Annual Family Income										
Under \$3,000	91	7	53	6	32	9	6	11	1,845	9
\$3,000-\$5,999	128	10	76	9	43	12	9	17	2,552	12
\$6,000-\$8,999	174	13	115	13	55	16	4	8	3,067	14
\$9,000-\$11,999	238	18	166	19	66	19	6	11	3,199	15
\$12,000-\$14,999	142	11	104	12	32	9	6	11	1,946	9
\$15,000-\$17,999	66	5	54	6	12	3	0	0	952	4
\$18,000 or more	90	7	71	8	18	5	1	2	1,272	6
I do not know	367	28	252	28	94	27	21	40	6,587	31

TABLE 19 (continued)

Characteristics of Students Attending Area Schools - 1973 Fall Term Enrollment
(Includes only students included in fall term enrollment)

	Total		Burlington		Keokuk		Other		STATE TOTAL	
	No.	%	No.	%	No.	%	No.	%	No.	%
15. Distance Both Ways										
Less than 10	838	64	562	62	240	68	36	68	12,117	56
11 - 25	267	21	191	21	71	20	5	9	5,492	25
26 - 50	162	12	116	13	36	10	10	19	3,030	14
51 - 100	37	3	29	3	6	2	2	4	946	4
More than 100	0	0	0	0	0	0	0	0	143	1
16. Residence										
With my parents	656	50	457	51	185	52	14	26	7,693	36
On my own	467	36	328	37	131	37	8	15	7,500	35
Private housing	154	12	97	11	34	10	23	43	4,758	22
Institut. dorm	15	1	3	0	3	1	9	17	1,458	7
Non-inst. dorm	13	1	12	1	1	0	0	0	251	1
17. Employment Plans										
Not at all	289	22	161	18	96	27	32	59	5,283	25
Less than 15 hours	200	15	127	14	64	18	9	17	3,939	18
16 - 25 hours	337	26	253	28	79	22	5	9	5,439	25
26 - 39 hours	155	12	111	12	43	12	1	2	1,920	9
40 hours	218	17	164	18	50	14	4	7	2,399	11
More than 40 hours	107	8	82	9	22	6	3	6	2,625	12
18. Financial Assistance										
Veterans Administra.	155		119		34		2		4,475	
Institution Aid	90		53		33		4		2,013	
Scholarship or loan	136		88		43		5		2,010	
Vocational Rehab.	80		48		11		21		931	
Government assistance	25		13		10		2		592	
Welfare	43		27		15		1		370	
Social Security	43		26		17		0		810	
None of these	777		552		206		19		11,464	
19. Parental Support										
None	603	47	416	47	158	45	29	55	10,252	48
Less than 25%	255	20	169	19	81	23	5	9	4,078	19
26 - 75%	163	13	118	13	40	11	5	9	3,050	14
76 - 100%	276	21	189	21	73	21	14	26	4,113	19

223

Characteristics of Students Attending Area Schools - 1973 Fall Term Enrollment
(Includes only students included in fall term enrollment)

20. Vet Status	Total		Burlington		Keokuk		Other		STATE TOTAL	
	No.	%	No.	%	No.	%	No.	%	No.	%
A veteran on G.I. Bill	141	11	116	13	25	7	0	0	4,306	20
A veteran not on G.I. Bill	46	4	20	2	13	4	13	24	507	2
Not a veteran	1,115	86	758	85	315	89	42	76	16,802	78
21. Transfer Plans										
An Iowa Regent University	296	23	235	26	60	17	1	2	3,446	16
Public out/state	148	11	91	10	56	16	1	2	1,133	5
Iowa private	68	5	54	6	14	4	1	2	690	3
Out/state private	26	2	12	1	13	4	0	0	246	1
No transfer plans	387	30	244	27	106	30	37	69	10,778	50
Undecided	373	29	257	29	102	29	14	26	5,170	24
22. Full-Time Work Experience										
None	205	16	134	15	59	17	12	24	3,143	15
Only 1 or 2 summers	261	20	186	21	68	19	7	14	4,394	21
A year or less	164	13	103	12	52	15	9	18	2,155	10
1 - 3 years	262	20	179	20	72	21	7	14	4,285	20
3 years or more	406	31	290	33	101	29	15	30	7,436	35
23. Last Year in School										
1900-29	20	2	14	2	6	2	0	0	270	1
1930-39	5	0	2	0	3	1	0	0	98	0
1940-49	37	3	24	3	12	3	1	2	560	3
1950-59	119	9	78	8	35	10	6	12	1,973	9
1960-65	134	10	98	10	31	9	5	10	1,981	9
1966	32	2	17	2	11	3	4	8	576	3
1967	38	3	25	3	10	3	3	6	709	3
1968	38	3	28	3	10	3	1	2	750	3
1969	45	3	32	3	11	3	1	2	750	3
1970	71	5	60	6	11	3	0	0	897	4
1971	83	6	54	6	29	8	0	0	1,379	6
1972	284	21	185	20	93	26	6	12	4,282	20
1973	414	31	302	32	88	25	24	47	7,344	33

224



TABLE 20
PERMANENT RESIDENCE OF STUDENTS ATTENDING AREA SCHOOLS
IOWA COUNTIES
Fall Term Enrollment

Permanent Residence by County of Iowa Residents	MERGED AREA I	MERGED AREA II	MERGED AREA III	MERGED AREA IV	MERGED AREA V	MERGED AREA VI	MERGED AREA VII	MERGED AREA IX	MERGED AREA X	MERGED AREA XI
Adair	0	0	0	0	1	5	1	1	3	10
Adams	1	1	0	0	0	1	4	1	1	6
Allamakee	37	17	1	4	0	4	5	0	7	2
Appanoose	0	0	0	0	1	5	1	0	0	3
Audubon	0	0	0	0	9	2	1	0	5	13
Benton	3	1	0	0	0	17	18	0	87	1
Black Hawk	6	30	1	0	6	64	615	2	7	4
Boone	0	1	0	0	10	2	0	0	3	235
Bremer	0	7	0	0	0	16	81	0	6	1
Buchanan	21	3	0	0	3	16	83	0	22	2
Buena Vista	0	3	21	2	180	9	5	0	3	12
Butler	3	28	0	0	1	33	65	0	3	0
Calhoun	1	0	2	3	62	8	3	0	1	17
Carroll	0	0	5	2	28	2	1	4	2	76
Cass	0	0	1	0	2	2	3	0	1	7
Cedar	0	2	0	1	0	5	1	36	66	1
Cerro Gordo	2	677	3	1	4	12	6	2	4	15
Cherokee	0	2	10	14	7	2	2	0	0	6
Chickasaw	55	30	0	0	1	11	21	0	1	3
Clarke	0	0	0	0	0	3	0	2	3	7
Clay	1	3	85	9	12	3	4	2	2	1
Clayton	67	14	0	2	2	12	6	3	14	1
Clinton	0	2	1	0	2	1	5	471	19	6
Crawford	0	1	0	1	12	3	1	0	0	9
Dallas	0	2	1	3	5	8	2	0	5	135
Davis	0	0	0	0	0	2	0	2	1	0
Decatur	1	1	0	1	1	0	2	0	2	1
Delaware	45	2	0	0	1	8	9	2	38	0
Des Moines	0	0	0	0	1	4	8	4	8	30
Dickinson	0	0	84	6	2	1	1	1	1	1
Dubuque	195	4	0	0	1	9	8	7	41	0
Emmet	0	0	292	1	2	1	2	0	3	1
Fayette	95	17	2	1	2	21	35	1	17	1

TABLE 20 (continued)

TABLE 22 (continued)
Fall Term Enrollment

Permanent Residence by County of Iowa Residents	MERGED AREA I	MERGED AREA II	MERGED AREA III	MERGED AREA IV	MERGED AREA V	MERGED AREA VI	MERGED AREA VII	MERGED AREA IX	MERGED AREA X	MERGED AREA XI
Floyd	8	108	0	2	6	10	8	0	2	0
Franklin	0	72	0	0	15	43	12	1	0	4
Fremont	0	0	0	0	0	0	1	0	0	1
Greene	3	1	0	1	30	4	2	1	5	38
Grundy	1	5	0	1	7	52	52	0	0	2
Suttrick	0	1	1	0	7	3	1	3	2	40
Hamilton	1	5	0	0	141	23	1	1	2	32
Hancock	2	89	15	0	14	0	3	0	5	8
Hardin	0	6	0	0	4	221	28	1	3	14
Harrison	0	0	0	1	4	0	2	0	1	0
Henry	0	0	0	0	1	8	3	8	7	6
Howard	50	22	0	0	1	2	5	0	0	1
Humboldt	0	4	19	0	126	5	3	0	0	8
Ida	0	2	2	5	11	11	0	0	0	2
Iowa	1	7	1	1	0	12	5	6	60	2
Jackson	12	1	1	0	2	1	2	79	30	1
Jasper	0	2	0	0	1	50	3	0	4	100
Jefferson	0	0	0	0	1	1	2	2	8	1
Johnson	1	0	0	1	0	12	2	21	340	1
Jones	3	0	0	0	0	12	1	8	70	1
Keokuk	3	0	1	1	1	3	1	0	13	2
Kossuth	0	17	308	1	41	6	7	1	3	14
Lee	2	0	0	0	0	0	1	10	12	0
Linn	2	4	0	2	1	29	7	3	1586	2
Louisa	0	0	0	1	0	0	1	61	8	0
Lucas	1	0	0	0	1	1	1	1	2	10
Lyon	0	1	4	55	1	3	1	0	6	0
Madison	0	0	0	0	1	1	0	0	0	23
Mahaska	0	1	0	0	1	4	4	0	4	9
Marion	0	2	1	0	2	7	2	0	6	99
Marshall	2	2	0	0	0	577	11	0	3	6
Mills	0	0	0	0	0	0	0	0	0	2
Mitchell	15	60	0	0	1	3	6	0	0	1



TABLE 22 (continued)
Fall Term Enrollment

Permanent Residence by County of Iowa Residents	MERGED AREA I	MERGED AREA II	MERGED AREA III	MERGED AREA IV	MERGED AREA V	MERGED AREA VI	MERGED AREA VII	MERGED AREA IX	MERGED AREA X	MERGED AREA XI
Monona	0	3	0	3	0	2	1	0	1	0
Monroe	1	0	0	0	0	3	0	2	2	1
Montgomery	0	0	0	0	3	0	1	1	0	2
Muscatine	0	1	0	2	0	2	1	427	11	1
O'Brien	0	2	15	117	7	1	1	0	0	5
Osceola	0	0	9	30	2	2	1	0	0	0
Page	0	0	0	0	0	0	3	1	0	3
Palo Alto	1	3	199	10	9	1	3	0	4	3
Plymouth	0	0	14	18	7	5	0	0	6	4
Pocahontas	0	0	24	5	82	2	1	0	2	7
Polk	1	4	2	2	21	26	11	4	8	1248
Pottawattamie	0	0	0	0	3	1	3	0	0	5
Poweshiek	0	0	0	0	1	50	3	2	8	6
Ringgold	0	0	0	1	3	0	0	1	0	6
Sac	0	0	4	5	74	0	2	0	1	8
Scott	0	0	0	0	2	6	2	395	13	3
Shelby	1	0	0	0	2	4	0	1	1	4
Stioux	0	0	5	139	4	1	1	1	1	2
Story	2	2	0	1	4	50	6	0	7	240
Tama	0	0	0	0	3	122	30	1	25	1
Taylor	1	0	0	0	1	0	1	0	0	3
Union	0	1	0	0	0	1	1	0	1	7
Van Buren	0	0	0	0	0	0	2	2	1	1
Wapello	1	0	0	1	1	3	1	1	1	5
Warren	0	0	0	0	3	1	1	0	0	88
Washington	0	0	0	0	3	3	0	10	45	1
Wayne	0	0	0	0	4	0	1	0	0	8
Webster	1	1	2	3	616	1	3	0	0	7
Winnebago	4	35	12	0	5	0	2	0	3	1
Winneshiek	172	13	0	0	2	7	10	0	6	3
Woodbury	0	2	10	8	18	8	3	2	0	3
Worth	1	84	0	0	2	2	1	0	1	0
Wright	2	22	6	3	161	11	5	0	0	7
TOTALS	828	1433	1164	471	1822	1709	1278	1597	2706	2658



TABLE 22 (continued)

Fall Term Enrollment

Permanent Residence by County of Iowa Residents	Fall Term Enrollment						State Total
	MERGED AREA XII	MERGED AREA XIII	MERGED AREA XIV	MERGED AREA XV	MERGED AREA XVI		
Adair	0	8	39	0	0	0	68
Adams	0	18	49	0	1	1	83
Allamakee	0	0	0	0	0	0	77
Appanoose	0	0	0	169	0	0	177
Araduton	0	27	0	0	0	0	57
Benton	0	0	0	0	0	0	127
Black Hawk	0	1	0	4	1	1	741
Boone	0	0	0	0	1	1	252
Bremer	0	0	0	3	0	0	113
Buchanan	1	0	1	0	1	1	153
Buena Vista	15	2	3	2	0	0	257
Butler	0	0	0	0	0	0	133
Calhoun	2	1	0	0	0	0	100
Carroll	5	12	1	0	1	1	139
Cass	0	79	4	1	0	0	100
Cedar	0	1	0	0	1	1	114
Cerro Gordo	0	4	0	1	1	1	727
Cherokee	56	0	0	0	0	0	99
Chickasaw	0	0	0	0	0	0	122
Clarke	0	0	46	1	3	3	68
Clay	5	1	0	0	1	1	124
Clayton	0	0	0	0	0	0	121
Clinton	0	3	1	0	0	0	511
Crawford	30	18	0	0	0	0	78
Dallas	0	0	1	2	0	0	164
Davis	0	0	0	42	0	0	47
Decatur	1	3	18	5	0	0	36
Delaware	0	3	0	0	0	0	108
Des Moines	1	1	1	4	620	0	672
Dickinson	3	1	0	1	0	0	97
Dubuque	0	0	0	3	1	1	269
Emmet	0	1	0	0	0	0	303
Fayette	0	0	0	2	0	0	194

TABLE 20 (continued)

Permanent Residence by County

of Iowa Residents

TABLE 22 (continued)
Fall Term Enrollment

	MERGED AREA XII	MERGED AREA XIII	MERGED AREA XIV	MERGED AREA XV	MERGED AREA XVI	State Total
Floyd	1	0	0	0	0	145
Franklin	0	1	0	1	0	149
Fremont	2	65	0	0	0	69
Greene	1	0	1	1	0	88
Grundy	0	0	0	1	0	121
Guthrie	0	4	6	0	0	68
Hamilton	0	0	0	0	0	206
Hancock	0	0	0	2	12	150
Hardin	0	1	0	1	10	279
Harrison	1	145	1	0	0	155
Henry	0	0	0	9	74	116
Howard	0	0	0	0	0	81
Howard	1	2	0	0	0	168
Humboldt	39	1	0	0	0	73
Ida	3	3	0	3	2	76
Iowa	0	1	0	0	0	130
Jackson	1	1	0	4	1	167
Jasper	0	0	0	26	7	48
Jefferson	1	1	0	0	0	380
Johnson	0	0	1	0	1	97
Jones	0	1	0	28	7	61
Keokuk	0	1	1	1	0	401
Kossuth	0	2	0	9	379	415
Lee	2	1	1	10	2	1652
Linn	0	2	0	0	32	105
Louisa	0	0	9	14	0	40
Lucas	7	0	0	1	0	79
Lyon	1	1	16	0	0	43
Madison	1	2	1	49	0	76
Mahaska	0	0	0	15	1	75
Marion	0	1	0	2	0	604
Marshall	1	67	3	0	0	73
Mills	0	1	0	0	0	87
Mitchell	0	1	0	0	0	

TABLE 22 (continued)
Fall Term Enrollment

Permanent Residence by County of Iowa Residents	MERGED	MERGED	MERGED	MERGED	MERGED	MERGED	State Total
	AREA XII	AREA XIII	AREA XIV	AREA XV	AREA XVI		
Monona	66	12	0	0	1	89	
Monroe	0	0	1	0	0	54	
Montgomery	1	69	22	2	0	101	
Muscatine	0	0	0	2	0	447	
O'Brien	16	2	0	1	0	167	
Osceola	2	1	0	1	0	48	
Page	0	222	7	0	0	236	
Palo Alto	4	0	0	0	0	237	
Plymouth	86	2	0	1	1	144	
Pocahontas	1	0	3	1	0	128	
Polk	1	9	3	8	2	1350	
Pottawattamie	2	718	2	1	0	735	
Poweshiek	0	2	0	1	0	73	
Ringold	0	0	70	1	0	82	
Sac	12	3	0	1	0	110	
Scott	0	1	0	1	1	424	
Shelby	2	150	3	0	0	148	
Sioux	34	1	0	1	0	190	
Story	0	2	0	1	0	315	
Tama	0	0	1	0	0	183	
Taylor	0	0	1	0	0	70	
Union	1	29	35	0	0	210	
Van Buren	0	1	198	0	0	33	
Wapello	0	1	0	16	10	228	
Warren	0	1	0	213	0	95	
Washington	0	0	2	0	0	72	
Wayne	0	0	1	3	6	38	
Webster	0	0	2	23	0	642	
Winneshiek	3	4	0	1	0	63	
Winnebago	1	0	0	0	0	215	
Winneshiek	1	0	0	1	0	483	
Woodbury	421	6	0	2	0	92	
Worth	1	0	0	0	0	218	
Wright	0	0	0	1	0		
TOTALS	839	1703	554	744	1171	20,628	



GRADUATES

Table 21' presents information on the number of students graduating from preparatory career education, agricultural production for veterans and college parallel programs in each area school during the 1974 fiscal year. This table includes information on students completing preparatory career education programs that are intended to prepare students for immediate entry into employment as well as college parallel programs (including each college parallel-career option program approved by the Department of Public Instruction). The great majority of programs reporting graduates are full-time programs of at least one quarter (12 weeks) in length. The students completing programs are identified according to the type of award presented to them upon completion of the program.

Table 22 presents a composite picture of all area school graduates of career education and college parallel programs during fiscal year 1974. This table identifies the total number of students in all area schools completing preparatory career education and college parallel programs.

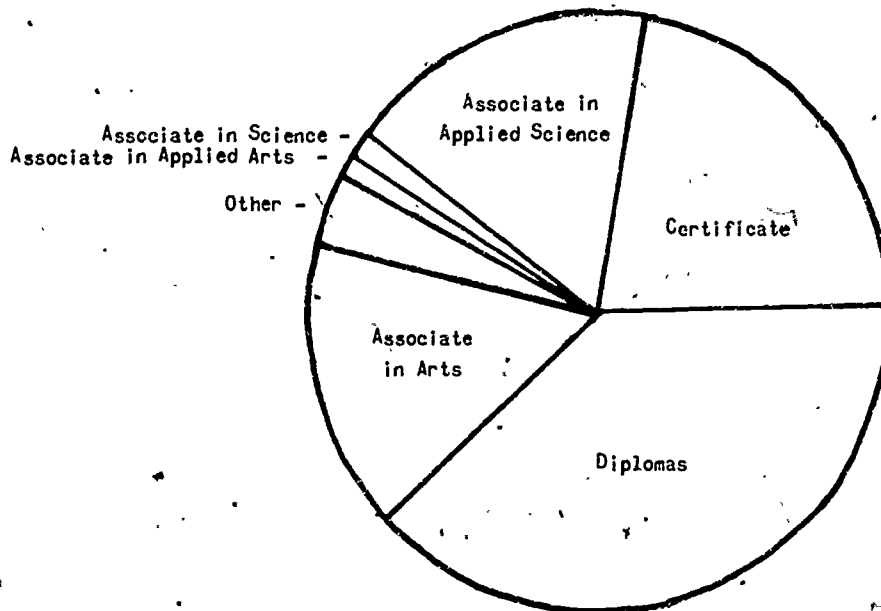


FIGURE 7
DISTRIBUTION OF AWARDS TO
GRADUATES OF PROGRAMS

Figure 7 presents the distribution of awards presented to graduates of, preparatory career education and college parallel programs. The most common award presented to graduates of these programs was a diploma. Almost 97 percent of the 10,115 students receiving awards are Iowa residents.

AWARDS GRANTED TO STUDENTS COMPLETING AREA SCHOOL PROGRAMS
(College Parallel and Preparatory Career Education Programs)
FISCAL YEAR 1974

Merged Area	Taxonomy Number	State Program Name	Degree	Sex	Residence	
					Iowa	Non-Iowa
	01-0100-0000	Agricultural Production	AAS	M	10	-
	01-0100-0000	Agricultural Production (Veterans)	Diploma	M	22	-
	01-0200-0000	Agricultural Supplies and Services	AAS	M	10	-
	01-0301-0000	Agricultural Power and Machinery	Diploma	M	10	-
	04-0800-0000	General Merchandise	Diploma	M	6	-
		" " "	F	1	-	-
	04-0900-0000	Hardware and Building Materials	Diploma	M	11	-
		" " "	Certificate	M	2	-
	07-0301-0000	Nursing Associate Degree	AAS	M	3	-
		" " "	F	3	-	-
	07-0302-0000	Practical Vocational Nurse	Diploma	M	18	3
		" " "	F	3	-	-
	07-0303-0000	Nursing Assistance Aide	Certificate	F	40	-
	09-0204-0000	Home Furnishings, Equipment, and Services	Diploma	F	103	-
		" " "	M	1	-	-
		" " "	F	11	-	-
		" " "	F	1	-	1
	14-0101-0000	Accountants	Certificate	F	1	-
		" " "	AAS	M	8	-
		" " "	F	4	-	-
	14-0102-0000	Bookkeepers	Certificate	M	1	-
		" " "	Diploma	M	2	-
		" " "	F	10	-	-
	14-0303-0000	General Office Clerks	Diploma	F	19	-
	14-0702-0000	Secretaries	Diploma	F	21	-
		" " "	Certificate	F	1	-
	16-0106-0300	Structural Technology	AAS	M	6	-
		" " "	F	1	-	-
		" " "	M	1	-	-
	17-0301-0000	Auto Body Repair	Certificate	M	1	-
		" " "	Diploma	M	4	-
		" " "	Certificate	M	1	-
	17-0302-0000	Auto Mechanics	Diploma	M	13	-
	17-1001-0000	Carpentry	Diploma	M	9	-
		" " "	Certificate	M	1	-
	17-1002-0000	Electrician	Diploma	M	14	-
	17-1004-0000	Masonry Construction	Diploma	M	9	1
		" " "	Certificate	M	3	-
	17-1007-0000	Plumbing and Pipefitting	Diploma	M	9	-
	17-2306-0000	Welding and Cutting	Diploma	M	6	-
		" " "	Certificate	M	3	-
	17-2602-0000	Cosmetology	Diploma	F	9	-

ABLE 21 (continued)

Merged Area	Taxonomy Number	State Program Name	Degree	Sex	Residence	
					Iowa	Non-Iowa
	07-0302-0000	Practical Vocational Nurse (Dubuque)	Diploma	F	35	2
	14-0101-0000	Accountants (Dubuque)	AAS	M	4	-
	14-0102-0000	Bookkeepers (Dubuque)	Diploma	M	2	-
		" " " "		F	6	-
		" " " "		M	1	-
	14-0303-0000	General Office Clerks (Dubuque)	Diploma	F	6	-
	14-0702-0000	" " " "	Certificate	F	2	-
		Secretaries (Dubuque)	Diploma	F	11	1
		" " " "	Certificate	F	2	-
	17-0302-0000	Auto Mechanics (Dubuque)	Diploma	M	10	-
		" " " "	Certificate	M	3	-
	17-2306-0000	Welding and Cutting (Dubuque)	Diploma	M	13	1
	17-2902-0000	Cook/Chef (Dubuque)	Diploma	M	1	-
				F	1	-
				F	2	-
				F	2	-
				F	2	-
				F	4	-
				F	5	-
				F	3	-
				F	6	-
				F	5	-
	04-0801-0000	General Merchandise Specialist	Diploma	M	10	-
	07-0301-0000	Nursing Associate Degree	AAS	M	1	-
		" " " "	AAS	F	32	-
	07-0302-0000	Practical Vocational Nurse	Diploma	F	29	-
	07-0303-0000	Nursing Assistance Aide	Certificate	M	13	-
		" " " "		F	49	-
	07-0904-0000	Medical Assistant	Diploma	F	13	-
	14-0303-0000	General Office Clerks	Diploma	F	11	-
	14-0702-0000	Secretaries	Diploma	F	19	-
	16-0108-0000	Electronic Technology	AAS	M	15	-
					508	9
	01-0100-0000	Agricultural Production (Veterans)	Certificate	M	29	-
	01-0200-0000	Agricultural Supplies and Services	AAS	M	17	-
	01-0301-0000	Agricultural Power and Machinery	Diploma	M	9	-
	03-0100-0000	Accounting	AA	M	2	-
		" " " "		F	1	-
	03-1400-0002	Clerical	AA	F	2	-
		" " " "	Diploma	F	2	-
	03-3400-0002	Secretarial	AA	F	2	-
		" " " "		F	4	-
	03-3410-0101	Legal Secretarial	Diploma	F	5	-
	03-3410-0102	Legal Secretarial	Diploma	F	5	-
	03-3410-0201	Medical Secretarial	AA	F	3	-
		" " " "	AA	F	6	-
		" " " "	Diploma	F	5	-
		General Merchandise Specialist	Diploma	F	10	-
		Nursing Associate Degree	AAS	M	1	-
		" " " "	AAS	F	32	-
		Practical Vocational Nurse	Diploma	F	29	-
		Nursing Assistance Aide	Certificate	M	13	-
		" " " "		F	49	-
		Medical Assistant	Diploma	F	13	-
		General Office Clerks	Diploma	F	11	-
		Secretaries	Diploma	F	19	-
		Electronic Technology	AAS	M	15	-

GRAND TOTAL

233

Merged Area	Taxonomy Number	State Program Name	Degree	Sex	Residence	
					Iowa	Non-Iowa
11	16-0113-0200	Mechanical Technology, Machine & Tool Design	AAS	M	10	-
	16-0605-0002	Law Enforcement	AA	M	5	-
	17-0100-0000	Air Conditioning	AAS	F	1	-
	17-0302-0000	Auto Mechanics	AAS	M	9	-
	17-1003-0200	Truck Driver	Certificate	M	7	-
	17-2306-0000	Welding and Cutting	Diploma	F	28	-
	18-0400-0000	College Parallel-Not Elsewhere Classified	AA	M	4	-
		"		M	9	-
		"		M	149	2
		"		F	83	-
		"	AGS	M	2	-
		"		F	2	-
	GRAND TOTAL				588	2
11	01-0100-0000	Agricultural Production (Emmetsburg)	AAS	M	13	-
	01-0100-0000	Agricultural Production (Veterans) (Emmetsburg)	AAS	M	118	-
	01-0101-0101	Dairy Cattle Management (Emmetsburg)	AAS	M	3	-
	01-0200-0000	Agricultural Supplies and Services (Emmetsburg)	AAS	M	18	1
	01-0301-0000	Agricultural Power and Machinery (Emmetsburg)	Diploma	M	15	-
	04-0310-0000	Partsmen (Emmetsburg)	Diploma	M	5	-
	04-0800-0000	General Merchandise (Emmetsburg)	Diploma	M	4	-
		"		F	3	-
	07-0301-0000	Nursing Associate Degree (Emmetsburg)	AAS	M	2	-
		"		F	13	1
	07-0302-0000	Practical Vocational Nurse (Emmetsburg)	Diploma	F	24	-
	14-0303-0000	General Office Clerks (Emmetsburg)	Diploma	F	19	-
	14-0702-0000	Secretaries (Emmetsburg)	Diploma	F	20	-
	17-0301-0000	Auto Body Repair (Emmetsburg)	Diploma	M	16	-
	17-0502-0000	Auto Mechanics (Emmetsburg)	Diploma	M	12	-
	17-3100-0000	Small Engine Repair (Emmetsburg)	Diploma	M	15	-
	18-0400-0000	College Parallel-Not Elsewhere Classified (Emmetsburg)	AA	M	15	-
		"		F	8	-
	03-3400-0001	Secretarial	Diploma	F	8	-
	07-0303-0000	Nursing Assistance Aide	Certificate	M	24	1
		"		F	190	1
	14-0101-0000	Accountants	AAS	M	7	-
		"		F	3	-
	18-0400-0000	College Parallel-Not Elsewhere Classified	AA	M	40	4
		"		F	29	-
	GRAND TOTAL				624	8

TABLE 21 (continued)

Merged Area	Taxonomy Number	State Program Name	Degree	Sex	Residence	
					Iowa	Non-Iowa
IV	01-0100-0000	Agricultural Production	Diploma	M	7	-
	01-0100-0000	Agricultural Production (Veterans)	Diploma	M	17	-
	14-0102-0000	Bookkeepers	Diploma	M	2	-
		"	"	F	15	-
	14-0303-0000	General Office Clerks	Diploma	F	15	-
	14-0702-0000	Secretaries	Diploma	F	18	-
	16-0113-0200	Mechanical Technology, Machine & Tool Design	AAS	M	9	-
		"	"	F	1	-
	17-0100-0000	Air Conditioning	Diploma	M	15	-
	17-0301-0000	Auto Body Repair	Diploma	M	16	-
	17-0302-0000	Auto Mechanics	Diploma	M	19	1
	17-1001-0000	Carpentry	Diploma	M	16	-
	17-1002-0000	Electrician	Diploma	M	15	-
	17-1007-0000	Plumbing and Pipefitting	Diploma	M	14	-
	17-1100-0000	Custodial Services	Diploma	M	8	-
	17-1100-0000	Custodial Services	Diploma	M	7	-
	17-1260-0000	Diesel Mechanic	Diploma	M	8	-
	17-1303-0000	Mechanical Drafting	Diploma	M	5	-
		"	"	F	1	-
		Industrial Electrician	AAS	M	4	-
	Lineman	Diploma	M	28	-	
	Welding and Cutting	Diploma	M	12	-	
	Welding and Cutting	Diploma	M	5	-	
GRAND TOTAL					257	1
VI	01-0100-0000	Agricultural Production (Veterans)	Other	M	22	-
	01-0200-0000	Agricultural Supplies and Services	Certificate	M	20	-
	01-0301-0000	Agricultural Power and Machinery	Certificate	M	17	-
	04-0200-0000	Apparel and Accessories	AAS	F	16	-
	04-0600-0000	Food Distribution	AAS	M	17	2
	04-0801-0000	General Merchandise Specialist	AAS	M	18	-
		"	"	F	2	-
	07-0101-0000	Dental Assisting	Certificate	F	15	-
	07-0301-0000	Nursing Associate Degree	AAS	F	37	1
	07-0302-0000	Practical Vocational Nurse	Certificate	F	32	-
	07-0303-0000	Nursing Assistance Aide	Other	M	6	-
		"	"	F	99	-
	07-0304-0000	Medical Assistant	Certificate	F	17	1
	07-0307-0000	Medical Emergency Technician	Other	M	70	-
		"	"	E	22	-

Lerged Area	Taxonomy Number	State Program Name	Degree	Sex	Residence	
					Iowa	Non-Iowa
V	14-0303-0000	General Office Clerks	Certificate	F	14	-
	14-0601-0000	Educational Assistant	AA	M	1	-
		" " "		M	12	-
	14-0701-0000	Executive Secretary	Certificate	F	36	-
	14-0901-0000	Clerk Typist	Other	F	57	-
	16-0103-0000	Electronic Technology	AAS	M	11	-
	16-0605-0002	Law Enforcement	AA	M	9	-
		" " "		F	1	-
	17-0302-0000	Auto Mechanics	AAS	M	14	1
	17-0302-0100	Service Station Mechanic	Certificate	M	6	-
	17-1003-0200	Truck Driver	Other	M	48	-
		" " "		F	8	-
	17-1004-0000	Masonry Construction	Other	M	13	-
	17-1303-0000	Mechanical Drafting	Certificate	M	9	-
	17-1599-0000	Radio and TV Broadcasting	AAS	M	7	-
	17-2302-0000	Machine Shop	Certificate	M	9	1
	18-0400-0000	College Parallel-Not Elsewhere Classified	AA	M	117	3
		" " "		F	61	1
14-0303-0000	General Office Clerks (Webster City)	Certificate	F	2	-	
14-0702-0000	Secretaries (Webster City)	Certificate	F	6	-	
18-0400-0000	College Parallel-Not Elsewhere Classified (Webster City)	AA	M	20	-	
	" " "		F	9	-	
14-0303-0000	General Office Clerks (Eagle Grove)	Certificate	F	15	-	
18-0400-0000	College Parallel-Not Elsewhere Classified (Eagle Grove)	AA	M	11	-	
	" " "		F	15	-	
03-0000-0000	Business Education (Storm Lake)	Other	F	11	-	
14-0303-0000	General Office Clerks (Storm Lake)	Other	F	9	-	
14-0702-0000	Secretaries (Storm Lake)	Other	F	25	-	
17-2602-0000	Cosmetology	Other	F	11	-	
GRAND TOTAL				977	11	
VI	03-0100-0000	Accounting	AA	M	18	-
		" " "	AAS	M	4	-
	03-1400-0001	Clerical	Certificate	F	1	-
	03-3400-0001	Secretarial	Certificate	F	4	-
	03-3400-0002	Secretarial	AA	F	5	-
		" " "	AAS	F	3	-
	" " "	Certificate	F	16	-	

TABLE 21 (continued)

Merged Area	Taxonomy Number	State Program Name	Degree	Sex	Residence		
					Iowa	Non-Iowa	
VI	05-0403-0000	Journalism	AA	M	4	-	
		"	"	F	1	-	
		"	"	M	1	-	
	07-0101-0000	Dental Assisting	Diploma	F	1	-	
		Practical Vocational Nurse	Diploma	F	20	-	
		Nursing Assistance Aide	Certificate	F	35	-	
	07-0303-0000	"	"	M	9	-	
		"	"	F	137	-	
		"	"	F	8	-	
	16-0108-0000	Medical Assistant	Diploma	F	8	-	
		Electronic Technology	AAS	M	7	-	
		Mechanical Technology, Machine & Tool Design	AAS	M	9	-	
		Auto Mechanics	Diploma	M	14	1	
		Radio/Television	Diploma	M	6	-	
		Machine Shop	Diploma	M	7	-	
		Tool and Die Making	Diploma	M	2	-	
		College Parallel-Not Elsewhere Classified	AA	M	39	3	
		"	"	F	7	-	
"		"	M	14	3		
"		"	F	11	-		
01-0100-0000		Agricultural Production (Ellsworth)	AAS	M	8	-	
	Animal Science-Production Management (Ellsworth)	AAS	M	9	-		
	Secretarial (Ellsworth)	Certificate	F	12	-		
	Apparel and Accessories (Ellsworth)	AAS	F	27	-		
	General Merchandise Specialist (Ellsworth)	AAS	M	8	-		
	Petroleum (Ellsworth)	AAS	M	4	-		
	Human Services-Institutional Child Care (Ellsworth)	Certificate	F	12	-		
	General Office Clerks (Ellsworth)	Certificate	F	8	-		
	Secretaries (Ellsworth)	Certificate	F	17	-		
	College Parallel-Not Elsewhere Classified (Ellsworth)	AA	M	104	8		
	"	"	F	62	-		
	GRAND TOTAL			Diploma	M	3	-
				F	1	-	
					658	15	
VII		01-0101-0600	Animal Science-Production Management	AAS	M	25	-
		01-0301-0000	Agricultural Power and Machinery	Diploma	M	12	-
		01-0506-0000	Turf Management	AAS	M	17	-
		04-0310-0000	Partsmen	Diploma	M	5	-
		"	"	"	F	1	-
		07-0101-0000	Dental Assisting	Diploma	F	16	-

237



Merged Area	Taxonomy Number	State Program Name	Degrees	Sex	Residence	
					Iowa	Non-Iowa
VII	07-0203-0000	Medical Laboratory Assisting	Diploma	F	22	-
	07-0302-0000	Practical Vocational Nurse	Diploma	F	86	1
	07-0303-0000	Nursing Assistance Aide	Certificate	M	2	-
	09-0202-0000	" " " "	AAA	F	76	-
	09-0204-0000	Clothing Management, Production, and Service	AAA	F	18	-
		Home Furnishings, Equipment, and Services	AAA	M	1	-
	14-0101-0000	" " " "	AAA	F	21	-
	14-0102-0000	Accountants	AAS	M	4	-
		Bookkeepers	Diploma	M	2	-
		" " " "	Diploma	M	1	-
	14-0303-0000	General Office Clerks	Certificate	F	29	-
	14-0303-0000	General Office Clerks	Diploma	F	44	-
	14-0303-0100	Medical Office Clerks	Diploma	F	18	-
	14-0701-0000	Executive Secretary	AAS	F	2	-
	14-0702-0000	Secretaries	Diploma	F	4	-
	16-0106-0300	Structural Technology	AAS	M	12	-
	16-0108-0000	Electronic Technology	AAS	M	22	-
	16-0113-0200	Mechanical Technology, Machine & Tool Design	AAS	M	10	-
		" " " "	AAS	F	1	-
	16-0605-0000	Police Science Technology	AAS	M	22	-
		" " " "	AAS	F	3	-
	17-0100-0000	Air Conditioning	Diploma	M	16	-
	17-0301-0000	Auto Body Repair	Diploma	M	14	-
	17-0302-0000	Auto Mechanics	Diploma	M	44	-
	17-0401-0000	Aircraft Maintenance	Diploma	M	15	-
	17-0700-0000	Commercial Art Occupations	AAA	M	23	-
		" " " "	AAA	F	15	-
	17-0900-0000	Commercial Photography	AAA	M	28	-
		" " " "	AAA	F	2	-
	17-1100-0000	Custodial Services	Certificate	M	23	-
		" " " "	Certificate	F	5	-
	17-1200-0000	Diesel Mechanic	Diploma	M	10	-
	17-1301-0000	Architectural Drafting	Diploma	M	11	-
		" " " "	Diploma	F	2	-
	17-1303-0000	Mechanical Drafting	Diploma	M	12	-
	17-1503-0000	Radio/Television	Diploma	M	8	-
	17-2302-0000	Machine Shop	Diploma	M	9	-
	17-2303-0000	Machine Operator	Diploma	M	5	-
		" " " "	Diploma	M	2	-

230

ABLE 21 (continued)

Merged Area	Taxonomy Number	State Program Name	Degree	Sex	Residence	
					Iowa	Non-Iowa
VII	17-2304-0000	Machine Tool Maintenance	Diploma	M	9	-
	17-2306-0000	Welding and Cutting	Diploma	M	52	-
	17-2307-0000	Tool and Die Making	Diploma	M	17	-
GRAND TOTAL					798	1
IX	07-0203-0000	Medical Laboratory Assisting	Diploma	F	15	1
	07-0302-0000	Practical Vocational Nurse	Diploma	F	67	-
	07-0305-0000	Surgical Technician O.R.T.	Diploma	M	3	-
		"	"	F	12	1
	09-0204-0000	Home Furnishings, Equipment, and Services	Diploma	F	10	2
	14-0203-0000	Programmers	AAS	M	11	-
		"	"	F	8	-
	14-0303-0000	General Office Clerks	Diploma	F	3	-
	14-0702-0000	Secretaries	Diploma	F	7	-
	16-0108-0000	Electronic Technology	AAS	M	16	-
	16-0109-0000	Electro Mechanical Technology	AAS	M	6	-
	16-0113-9900	Mechanical Technology Design and Production	AAS	M	17	-
		"	"	F	1	-
	17-0100-0000	Air Conditioning	Diploma	M	19	-
	17-0301-0000	Auto Body Repair	Diploma	M	22	1
	17-0302-0000	Auto Mechanics	Diploma	M	18	1
	17-3100-0000	Small Engine Repair	Diploma	M	35	9
	03-1400-0001	Clerical (Clinton)	Certificate	F	6	-
	07-0301-0000	Nursing Associate Degree (Clinton)	AAS	M	-	2
	"	"	F	16	-	
07-0302-0000	Practical Vocational Nurse (Clinton)	Diploma	F	18	2	
16-0108-0000	Electronic Technology (Clinton)	AAS	M	10	1	
	"	"	F	1	-	
17-1301-0000	Architectural Drafting (Clinton)	AAS	M	12	1	
18-0400-0000	College Parallel-Not Elsewhere Classified (Clinton)	AA	M	26	1	
	"	"	F	20	-	
	"	"	M	6	-	
	"	"	F	1	-	
01-0100-0000	Agricultural Production (Muscatine)	AAS	M	9	-	
01-0200-0000	Agricultural Supplies and Services (Muscatine)	AAS	M	5	1	
03-3400-0002	Secretarial (Muscatine)	AAS	F	5	-	
14-0303-0000	General Office Clerks (Muscatine)	Diploma	F	3	-	
14-0702-0000	Secretaries (Muscatine)	AAS	F	17	-	
16-0605-0002	Law Enforcement (Muscatine)	AA	M	8	-	
	"	"	M	2	-	

Merged Area	Taxonomy Number	State Program Name	Degree	Sex	Residence	
					Iowa	Non-Iowa
IX	17-1001-0000	Carpentry (Muscatine)	Diploma	M	6	-
	18-0400-0000	College Parallel-Not Elsewhere Classified (Muscatine)	AA	M	42	5
		"		F	32	-
		"	AS	M	6	1
		"		F	7	-
		"	AAS	M	1	-
GRAND TOTAL					531	27
X	01-0100-0000	Agricultural Production	AAS	M	16	-
	01-0100-0000	Agricultural Production (Veterans)	AAS	M	24	-
	01-0200-0000	Agricultural Supplies and Services	AAS	M	7	-
		"		F	1	-
		"		M	2	-
		"		F	1	-
		"		M	3	-
		"		M	8	-
		"		M	12	-
		"		F	2	-
		"		M	17	-
		"		F	1	-
		"		F	1	-
		"		F	14	-
		"		F	1	-
	"		M	5	-	
	"		M	11	-	
	"		F	4	-	
	"		F	2	-	
	"		F	1	-	
	"		F	42	-	
	"		M	10	2	
	"		F	3	-	
	"		M	10	1	
	"		F	3	-	
	"		F	47	1	
	"		M	11	-	
	"		M	6	-	
	"		F	6	-	
	"		M	1	-	
	"		F	16	-	

240



TABLE 21 (continued)

Merged Area	Taxonomy Number	State Program Name	Degree	Sex	Residence
					Low
X	14-0201-0000	Computer and Console Operators	Certificate	M	14
	14-0202-0100	Keypunch and Coding Equipment Operators	Certificate	F	15
	14-0203-0000	Programmers	Diploma	F	15
	14-0303-0000	General Office Clerks	Diploma	M	7
	14-0601-0000	Educational Assistant	AA	F	1
	14-0701-0000	Executive Secretary	AAS	F	2
	14-0702-0000	Secretaries	Diploma	F	7
	14-0702-0100	Medical Secretaries	Diploma	F	25
	14-0702-0200	Legal Secretaries	Diploma	F	12
	16-0106-0211	Wastewater Treatment	Certificate	F	17
	16-0109-0000	Electronic Technology	AAS	M	195
	16-0109-0100	Electronic Communications Technology	Diploma	M	14
	16-0113-0200	Mechanical Technology, Machine & Tool Design	AAS	M	17
	16-0606-0002	Law Enforcement	AA	M	11
	17-0301-0000	Auto Body Repair	Diploma	M	16
	17-0302-0000	Auto Mechanics	Diploma	M	22
	17-1301-0000	Architectural Drafting	Diploma	M	16
	17-1900-0000	Graphic Arts Occupations	Diploma	M	15
	17-2302-0000	Machine Shop	Diploma	F	2
	17-2302-0000	Machine Shop	Diploma	M	14
	17-2306-0000	Welding and Cutting	Certificate	F	7
	17-2902-0000	Cook/Chef	Diploma	M	19
	18-0400-0000	College Parallel-Not Elsewhere Classified	AA	M	1
	20-0405-0000	Library Assistant	AA	M	7
	07-0301-0000	Nursing Associate Degree	Certificate	F	19
	07-0302-0000	Practical Vocational Nurse	AAS	M	7
	07-0401-0000	Occupational Therapy Assistant	Diploma	M	137
			Diploma	F	3
			Diploma	M	6
			Diploma	M	6
			AA	F	1
			AS	M	97
			AA	F	43
			Certificate	M	11
			AA	F	2
			AA	F	9
			Certificate	F	1
			AAS	F	3
			Diploma	F	2
			Diploma	F	24
			Diploma	M	2
			Diploma	F	63
			Diploma	F	12
			Diploma	F	1
					1183
					13

GRAND TOTAL

Merged Area	Taxonomy Number	State Program Name	Degree	Sex	Residence	
					Iowa	Non-Iowa
XI	01-0200-0000	Agricultural Supplies and Services	Diploma	M	31	-
	01-0511-0000	Landscape, Nursery & Garden Center	Diploma	M	7	-
	04-0200-0000	Apparel and Accessories	AAS	F	2	-
	04-0310-0000	Partsmen	Diploma	F	7	-
	04-0800-0000	General Merchandise	AAS	M	16	-
	04-0801-0000	General Merchandise Specialist	Diploma	M	7	-
	04-1200-0000	Industrial Marketing	AAS	F	1	-
	07-0101-0000	Dental Assisting	Diploma	M	1	-
	07-0200-0000	Medical Laboratory Technology	AAS	F	4	-
	07-0203-0000	Medical Laboratory Assisting	Diploma	F	13	-
	07-0302-0000	Practical Vocational Nurse	Diploma	F	1	-
	07-0305-0000	Surgical Technician O.R.T.	Diploma	M	83	-
	07-0900-0000	Health Care Facility Administration	AA	F	1	-
	07-0904-0000	Medical Assistant	Diploma	M	13	-
	09-0201-0000	Care and Guidance of Children	Diploma	F	3	-
	14-0101-0000	Accountants	Diploma	F	23	-
	14-0102-0000	Bookkeepers	AAS	F	17	-
	14-0201-0000	Computer and Console Operators	Diploma	M	7	-
	14-0203-0000	Programmers	Diploma	F	6	-
	14-0303-0000	General Office Clerks	Diploma	M	6	-
14-0601-0000	Educational Assistant	AA	F	21	-	
14-0701-0000	Executive Secretary	Diploma	M	3	-	
14-0702-0000	Secretaries	AAS	F	12	-	
15-1305-0000	Community Service Associate	Diploma	M	8	-	
16-0108-0000	Electronic Technology	AA	F	10	-	
16-0504-0000	Food Service Supervisor	AAS	F	20	-	
16-0605-0002	Law Enforcement	AAS	F	4	-	
17-1013-0000	Pre-Apprentice Cement Mason Course	Diploma	F	8	-	
			AA	58	-	
			AA	7	-	
			AA	16	-	
			AAS	18	-	
			AAS	15	-	
			AA	30	-	
			AA	3	-	
			C	29	-	

TABLE 21 (continued)

Merged Area	Taxonomy Number	State Program Name	Degree	Sex	Residence	
					Iowa	Non-Iowa
XI	16-0605-0100	Criminalistics	AA	M	9	-
	16-0605-1000	Community Correction Associate	AA	F	2	-
	17-0100-0000	Air Conditioning	Diploma	M	4	-
	17-0302-0000	Auto Mechanics	Diploma	M	16	-
	17-0700-0000	Commercial Art Occupations	Diploma	M	15	-
	17-1001-0000	Carpentry	Diploma	M	11	-
	17-1004-0000	Masonry Construction	Diploma	F	11	-
	17-1200-0000	Diesel Mechanic	Diploma	M	29	-
	17-1301-0000	Architectural Drafting	Diploma	M	8	-
	17-1303-0000	Mechanical Drafting	Diploma	M	36	-
	17-1401-0000	Industrial Electrician	Diploma	M	17	-
	17-1900-0000	Graphic Arts Occupations	Diploma	F	1	-
	17-2303-0000	Machine Operator	Diploma	M	14	-
	17-2306-0000	Welding and Cutting	Diploma	F	2	-
	17-2307-0000	Tool and Die Making	Diploma	M	17	-
	17-2902-0000	Cook/Chief	Diploma	M	25	-
	18-0400-0000	College Parallel-Not Elsewhere Classified	AA	M	11	-
	07-0399-0000	Nurse Aide/Orderly	C	F	2	-
	14-0202-0100	Keypunch & Coding	C	M	1	-
	07-0302-0000	Practical Vocational Nurse (Boone)	Diploma	F	1	-
	08-0400-0000	Recreation Specialist (Boone)	AA	F	75	-
	14-0303-0000	General Office Clerks (Boone)	AA	F	37	-
	14-0702-0000	Secretaries (Boone)	Diploma	F	3	-
	15-0400-0000	College Parallel-Not Elsewhere Classified (Boone)	AAS	F	1	1
	07-0302-0000	Practical Vocational Nurse (Carroll)	Diploma	F	3	-
GRAND TOTAL					46	1
XII	01-0101-0102	Beef Cattle Production	Diploma	M	28	-
	01-0101-0600	Animal Science-Production Management	Diploma	F	26	-
	01-0301-0000	Agricultural Power and Machinery	Diploma	M	1457	4
	07-0101-0000	Dental Assisting	Diploma	M	2	-
	07-0301-0000	Nursing Associate Degree	AAS	M	17	10
					18	-
					10	2
					3	-
					12	2

TABLE 21 (continued)

Merged Area	Taxonomy Number	State Program Name	Degree	Sex	Residence	
					Iowa	Non-Iowa
X11	07-0302-0000	Practical Vocational Nurse	Diploma	M	1	-
		" " "		F	54	5
	07-0303-0000	Nursing Assistance Aide	Certificate	M	22	-
		" " "		F	174	9
	07-0399-0000	Nursing Unit Management Assistant Ward Clerk	Certificate	F	16	-
	14-0102-0000	Bookkeepers	Diploma	M	7	7
	14-0202-0100	Keypunch and Coding Equipment Operators	Certificate	M	1	-
		" " "		F	68	8
	14-0203-0000	Programmers	Certificate	M	10	1
		" " "		F	5	-
	14-0204-0000	Systems Analyst	AAS	M	8	3
	14-0303-0000	General Office Clerks	Certificate	F	31	3
	14-0702-0000	Secretaries	Diploma	F	14	-
	14-0702-0100	Medical Secretaries	Diploma	F	18	-
	16-0108-0000	Electronic Technology	AAS	M	4	3
	16-0113-0200	Mechanical Technology, Machine & Tool Design	AAS	M	10	-
	16-0605-0000	Police Science Technology	AAS	M	20	2
	17-0301-0000	Auto Body Repair	Certificate	M	12	1
	17-0302-0000	Auto Mechanics	Diploma	M	23	7
	17-0600-0000	Business Machine Maintenance	Certificate	M	9	-
	17-1003-0200	Truck Driver	Certificate	M	88	15
		" " "		F	5	4
	17-1100-0000	Custodial Services	Certificate	M	9	-
	17-1100-0000	Custodial Services	Certificate	M	4	-
	17-1303-0000	Mechanical Drafting	Diploma	M	8	-
		" " "		F	1	-
	17-1501-0000	Electronic Communications	Diploma	M	15	1
	17-1503-0000	Radio/Television	Diploma	M	13	-
	17-2101-0100	Band and Orchestra Repair	Diploma	M	3	12
		" " "		F	1	1
	17-2101-0200	Piano Tuner	Diploma	M	5	8
	17-2303-0000	Machine Operator	Diploma	M	5	1
	17-2306-0000	Welding and Cutting	Certificate	M	5	1
	17-2903-0000	Meat Cutter	Certificate	M	12	2
	07-0302-0000	Practical Vocational Nurse (Cherokee)	Diploma	F	19	-
	17-1001-0000	Carpentry (Ida Grove)	Diploma	M	5	1
	17-1001-0000	Carpentry (Ida Grove)	Diploma	M	6	-
	17-1007-0000	Plumbing and Pipefitting (Denison)	Diploma	M	11	3
	17-1002-0000	Electrician (Mapleton)	Diploma	M	5	2
GRAND TOTAL					788	114

TABLE 21 (continued)

Merged Area	Taxonomy Number	State Program Name	Degree	Sex	Residence	
					Iowa	Non-Iowa
XI11	01-0100-0000	Agricultural Production	Diploma	M	10	-
	01-0301-0000	Agricultural Power and Machinery	Diploma	M	11	-
		"	Certificate	M	1	-
	04-0310-0000	Partisan	Diploma	M	4	-
		"	Certificate	M	1	-
	07-0101-0000	Dental Assisting	Diploma	F	15	2
	07-0301-0000	Nursing Associate Degree	AAS	M	2	-
		"		F	17	-
	07-0302-0000	Practical Vocational Nurse	Diploma	M	1	-
		"		F	23	-
		"	Certificate	F	1	-
	07-0305-0000	Surgical Technician O.R.T.	Diploma	F	8	1
		"	Certificate	F	1	-
	07-0904-0000	Medical Assistant	AAS	F	1	-
		"	Diploma	F	16	1
	09-0201-0000	Care and Guidance of Children	AAS	M	-	1
		"		F	4	-
		"	Diploma	F	13	-
	14-0203-0000	Programmers	AAS	M	2	1
		"		F	2	-
	14-0303-0000	General Office Clerks	Diploma	F	10	1
		"	Certificate	F	1	-
	14-0702-0000	Secretaries	Diploma	F	10	3
		"	Certificate	F	11	-
		"	AA	F	1	-
	15-1305-0000	Community Service Associate	AAS	M	5	-
	16-0106-0300	Structural Technology	AAS	M	25	1
	16-0108-0000	Electronic Technology	Certificate	M	2	-
		"	AA	M	6	-
	16-0605-0002	Law Enforcement	Diploma	M	14	-
	17-0302-0000	Auto Mechanics	Certificate	M	1	-
		"	AAS	M	8	8
	17-0401-0000	Aircraft Maintenance	Certificate	M	4	1
		"	Diploma	M	3	-
	17-1900-0000	Graphic Arts Occupations (Disadvantaged)	Diploma	F	1	-
		"	Certificate	F	2	-
		"	Diploma	M	4	-
	17-1900-0000	Graphic Arts Occupations (Handicapped)	Certificate	F	1	-
		"	Diploma	M	1	-
		"	Certificate	M	1	-
	17-1900-0000	Graphic Arts Occupations	Diploma	M	3	1

TABLE 21 (continued)

Merged Area	Taxonomy Number	State Program Name	Degree	Sex	Iowa	Non-Iowa	Residence
X111	17-2302-0000	Machine Shop	Certificate	M	1	-	-
	17-2303-0000	Machine Operator	Diploma	M	1	1	1
		" "	Certificate	M	2	-	-
	17-2306-0000	Welding and Cutting	Diploma	M	2	-	-
		" "	Certificate	M	2	-	-
	17-2306-0000	Welding and Cutting	Diploma	M	1	-	-
		" "	Certificate	M	2	-	-
	17-2306-0000	Welding and Cutting	Diploma	M	7	2	2
		" "	Certificate	M	2	-	-
	17-2307-0000	Tool and Die Making	Diploma	M	6	-	-
	18-0400-0000	College Parallel-Not Elsewhere Classified	Diploma	M	29	-	-
		" "	AS	F	15	-	-
		" "	AS	M	5	-	-
		" "		F	3	-	-
		Secretarial (1 year) (Clarinda)	Diploma	F	8	-	5
	03-3400-0001	Secretarial (2 year) (Clarinda)	Diploma	F	1	-	-
	03-3400-0002	Practical Vocational Nurse (Clarinda)	Diploma	M	2	-	-
	07-0302-0000	" "		F	12	6	6
07-0801-0000	Mental Health Technician (Clarinda)	AA	F	1	-	-	
15-1305-0000	Community Service Associate (Clarinda)	AA	F	4	-	-	
16-0113-9900	Mechanical Technology Design and Production (Clarinda)	AAS	M	1	-	-	
16-0605-0002	Law Enforcement (Clarinda)	AA	M	2	-	-	
18-0400-0000	College Parallel-Not Elsewhere Classified (Clarinda)	AA	M	20	7	7	
	" "		F	16	4	4	
	" "		M	-	-	2	
07-0302-0000	Practical Vocational Nurse (Harlan)	Diploma	F	21	-	-	
07-0302-0000	Practical Vocational Nurse (Atlantic)	Diploma	F	12	1	1	
GRAND TOTAL							50
XIV	07-0302-0000	Practical Vocational Nurse	Certificate	F	28	-	-
	14-0303-0000	General Office Clerks	Certificate	F	16	-	-
	14-0702-0000	Secretaries	Certificate	F	10	-	-
	16-0103-0000	Electronic Technology	AAS	M	7	1	1
	15-0699-0000	Educational Media Technician	AAS	F	3	-	-
	17-0301-0000	Auto Body Repair	Certificate	M	11	-	-
	17-0302-0000	Auto Mechanics	Certificate	M	19	2	2
	17-1001-0000	Carpentry	Certificate	M	15	2	2
	17-1002-0000	Electrician	Certificate	M	8	-	-

246



TABLE 21 (continued)

Area	Taxonomy Number	State Program Name	Degree	Sex	Residence	
					Low	Non-low
XIV	17-1504-0000	Structural Drafting	Certificate	M	7	-
	17-2306-0000	Welding and Cutting	Certificate	M	4	-
	18-0400-0000	College Parallel-Not Elsewhere Classified	AA	M	19	1
		" " "		F	39	1
GRAND TOTAL					183	7
XV	01-0100-0000	Agricultural Production	AAS	M	1	-
	01-0301-0000	Agricultural Power and Machinery	AAS	M	6	-
	07-0301-0000	Nursing Associate Degree	AAS	F	50	-
	07-0302-0000	Practical Vocational Nurse	Diploma	M	1	-
		" " "		F	33	-
	14-0202-0100	Keypunch and Coding Equipment Operators	Diploma	F	12	-
	14-0203-0000	Programmers	AAS	M	4	2
		" " "		F	3	-
		" " "	Diploma	M	10	-
		" " "		F	3	-
	14-0303-0000	General Office Clerks	Diploma	F	15	-
		" " "		F	1	-
	14-0702-0000	Secretaries	Certificate	F	7	-
	16-0108-0000	Electronic Technology	Diploma	F	7	-
	17-0200-0000	Appliance Repair	AAS	M	13	-
17-0301-0000	Auto Body Repair	Diploma	M	20	1	
17-0302-0000	Auto Mechanics	Diploma	M	9	-	
17-0401-0000	Aircraft Maintenance	Diploma	M	16	-	
17-0403-0000	Aviation Ground Operations	AAS	M	13	-	
17-1502-0100	Electronic Computer Maintenance	AAS	M	3	-	
17-1503-0000	Radio/Television	AAS	M	20	-	
17-1900-0000	Graphic Arts Occupations	Diploma	M	3	-	
17-2303-0000	Machine Operator	AAS	M	5	-	
17-2306-0000	Welding and Cutting	Diploma	M	33	-	
	" " "		M	45	1	
	" " "		F	1	-	
17-2902-0000	Cook/Chef	Certificate	M	1	-	
	" " "	Diploma	M	4	-	
	" " "		M	4	-	
07-0302-0000	Practical Vocational Nurse (Centerville)	Diploma	F	4	1	
	" " "		M	1	-	
17-0302-0000	Auto Mechanic (Centerville)	Diploma	F	40	-	
17-1001-0000	Building Trades (Centerville)	Diploma	M	25	2	
17-1303-0000	Mechanical Drafting (Centerville)	Diploma	M	2	-	
18-0400-0000	College Parallel-Not Elsewhere Classified (Centerville)	AAS	M	8	-	
	" " "	AA	M	46	1	
	" " "		F	36	1	
	" " "	Certificate	M	10	-	
	" " "	AS	M	5	-	
	" " "		M	2	-	
	" " "		F	2	-	
GRAND TOTAL					480	9

Merged Area	Taxonomy Number	State Program Name	Degree	Sex	Residence	
					Iowa	Non-Iowa
XVI	07-0301-0000	Nursing Associate Degree	AAS	F	26	-
	07-0302-0000	Practical Vocational Nurse	Diploma	F	21	2
	14-0102-0000	Bookkeepers	Diploma	M	2	-
		"	"	F	6	-
	14-0303-0000	General Office Clerks	Diploma	F	13	-
	14-0702-0000	Secretaries	Diploma	F	13	-
	16-0108-0000	Electronic Technology	AAS	M	6	-
	16-0113-0200	Mechanical Technology, Machine & Tool Design	AAS	M	2	-
	16-0113-0300	Mechanical Technology Production	AAS	M	3	-
	17-0301-0000	Auto Body Repair	Diploma	M	4	-
	17-0302-0000	Auto Mechanics	AAA	M	4	-
	18-0400-0000	College Parallel-Not Elsewhere Classified	AA	M	47	3
		"	"	F	50	2
		"	"	M	21	-
		"	"	F	9	-
		"	"	F	3	-
		"	"	F	1	-
		"	"	M	3	-
	"	"	F	9	8	
	"	"	F	-	1	
	"	"	F	5	1	
	"	"	F	2	-	
	"	"	F	6	1	
	"	"	M	26	11	
	"	"	F	24	2	
	"	"	M	7	2	
	"	"	F	1	-	
	"	"	F	1	-	
	"	"	M	7	-	
	"	"	M	2	-	
	"	"	M	12	-	
	"	"	M	2	-	
	"	"	F	11	-	
	"	"	F	21	-	
				370	33	

GRAND TOTAL

AWARDS GRANTED TO STUDENTS COMPLETING AREA SCHOOL PROGRAMS
(College Parallel and Preparatory Career Education Programs)

FISCAL YEAR 1974 - STATE TOTALS

TAXONOMY NUMBER	PROGRAM NAME	MERGED AREA										XVI TOTALS					
		I	II	III	IV	V	VI	VII	IX	X	XI		XII	XIII	XIV	XV	
01-0100-0000	Agricultural Production	10	-	19	7	-	8	-	9	16	-	-	10	-	1	-	74
01-0100-0000	Agricultural Production (Veterans)	22	29	118	17	22	-	-	-	24	-	-	-	-	-	-	232
01-0101-0101	Dairy Cattle Management	-	-	9*	-	-	-	-	-	-	-	-	-	-	-	-	9
01-0101-0102	Beef Cattle Production	-	-	-	-	-	-	-	-	-	-	-	2	-	-	-	2
01-0101-0600	Animal Science - Production Management	-	-	-	-	-	9	25	-	-	-	27	-	-	-	-	61
01-0200-0000	Agricultural Supplies & Services	10	17	19	-	20	-	-	6	11	31	-	-	-	-	-	114
01-0301-0000	Agricultural Power and Machinery	10	9	15	-	17	-	12	-	3	-	18	12	-	6	-	102
01-0506-0000	Turf Management	-	-	-	-	-	-	17	-	8	-	-	-	-	-	-	25
01-0511-0000	Landscape, Nursery & Garden Center	-	-	-	-	-	-	-	-	14	9	-	-	-	-	-	23
01-0600-0000	Agricultural Resources	-	-	-	-	-	-	-	-	18	-	-	-	-	-	-	18
03-0000-0000	Business Education	-	-	-	-	11	-	-	-	-	-	-	-	-	-	-	11
03-0100-0000	Accounting	-	9	-	-	-	22	-	-	-	-	-	-	-	-	-	25
03-1400-0001	Clerical	-	-	-	-	-	1	-	6	-	-	-	-	-	-	-	7
03-1400-0002	Clerical	-	4	-	-	-	-	-	-	-	-	-	-	-	-	-	4
03-3400-0001	Secretarial	-	6	8	-	-	16	-	-	-	-	-	13	-	-	-	43
03-3400-0002	Secretarial	-	-	-	-	-	24	-	5	-	-	1	-	-	-	-	30
03-3410-0101	Legal Secretarial	-	5	-	-	-	-	-	-	-	-	-	-	-	-	-	5
03-3410-0102	Legal Secretarial	-	9	-	-	-	-	-	-	-	-	-	-	-	-	-	9
03-3410-0201	Medical Secretarial	-	11	-	-	-	-	-	-	-	-	-	-	-	-	-	11
04-0200-0000	Apparel and Accessories	-	-	-	-	16	27	-	-	1	7	-	-	-	-	-	51
04-0201-0000	Apparel and Accessories Specialist	-	-	-	-	-	-	-	-	14	-	-	-	-	-	-	14
04-0310-0000	Partisan	-	-	5	-	-	-	6	-	-	16	-	5	-	-	-	32
04-0600-0000	Food Distribution	-	-	-	-	19	-	-	-	1	-	-	-	-	-	-	20
04-0601-0000	Food Distribution Specialist	-	-	-	-	-	-	-	-	5	-	-	-	-	-	-	5
04-0800-0000	General Merchandise	7	-	7	-	-	-	-	-	-	-	-	-	-	-	-	22
04-0801-0000	General Merchandise Specialist	-	10	-	-	20	8	-	-	15	5	-	-	-	-	-	50

TABLE 22 (continued)

XONOMY NUMBER	PROGRAM NAME	MERGED AREA										XVI TOTALS					
		I	II	III	IV	V	VI	VII	IX	X	XI		XII	XIII	XIV	XV	
04-1000-0000	Hardware and Building Materials	13	-	-	-	-	-	-	-	-	-	-	-	-	-	-	13
04-1000-0000	Home Furnishings	-	-	-	-	-	-	-	-	-	-	-	-	-	-	-	2
04-1200-0000	Industrial Marketing	-	-	-	-	-	-	-	-	-	-	-	-	-	-	-	14
04-1600-0000	Petroleum	-	-	-	-	-	4	-	-	-	-	-	-	-	-	-	4
05-0403-0000	Journalism	-	-	-	-	-	7	-	-	-	-	-	-	-	-	-	7
07-0101-0000	Dental Assisting	-	-	-	-	15	20	16	-	43	42	12	17	-	-	-	165
07-0103-0000	Dental Laboratory Technology	-	-	-	-	-	-	-	-	15	-	-	-	-	-	-	15
07-0200-0000	Medical Laboratory Technology	-	-	-	-	-	-	-	-	-	2	-	-	-	-	-	2
07-0203-0000	Medical Laboratory Assisting	-	-	-	-	-	-	22	16	-	23	-	-	-	-	13	74
07-0301-0000	Nursing Associate Degree	24	33	16	-	38	-	-	18	24	-	17	19	-	30	46	265
07-0302-0000	Practical Vocational Nurse	80	29	24	-	32	35	87	87	65	148	79	79	28	75	23	871
07-0303-0000	Nursing Assistance Aide	108	62	216	-	105	146	78	-	-	272	205	-	-	-	-	1192
07-0305-0000	Surgical Technician O.R.T.	-	-	-	-	-	-	-	16	-	14	-	10	-	-	-	40
07-0399-0000	Nursing Unit Management Assistant Ward Clerk	-	-	-	-	-	-	-	-	-	-	16	-	-	-	-	16
07-0401-0000	Occupational Therapy Assistant	-	-	-	-	-	-	-	-	13	-	-	-	-	-	-	13
07-0701-0000	Environmental Health Assistant	-	-	-	-	-	-	-	-	14	-	-	-	-	-	-	14
07-0801-0000	Mental Health Technician	-	-	-	-	-	-	-	-	-	-	-	1	-	-	-	1
07-0900-0000	Health Care Facility Administration	-	-	-	-	-	-	-	-	-	3	-	-	-	-	-	3
07-0904-0000	Medical Assistant	-	13	-	-	18	8	-	-	48	23	-	18	-	-	21	149
07-0907-0000	Medical Emergency Technician	-	-	-	-	92	-	-	-	-	-	-	-	-	-	-	92
07-0910-0000	Orthopedic Assisting	-	-	-	-	-	-	-	-	11	-	-	-	-	-	-	11
08-0400-0000	Recreation Specialist	-	-	-	-	-	-	-	-	-	3	-	-	-	-	-	3
09-0201-0000	Care and Guidance of Children	-	-	-	-	-	-	-	-	-	17	-	18	-	-	-	35
09-0201-0100	Human Services - Institutional Child Care	-	-	-	-	-	12	-	-	-	-	-	-	-	-	-	12
09-0202-0000	Clothing Management, Production, and Service	-	-	-	-	-	-	18	-	-	-	-	-	-	-	-	18
09-0204-0000	Home Furnishings, Equipment, and Services	14	-	-	-	-	-	22	12	-	-	-	-	-	-	-	48
14-0101-0000	Accountants	17	-	10	-	-	-	4	-	12	13	-	-	-	-	-	56
14-0102-0000	Bookkeepers	21	-	-	17	-	-	3	-	17	27	14	-	-	-	8	107

TABLE 22 (continued)

PROGRAM NAME	MERGED AREA										XVI TOTALS					
	I	II	III	IV	V	VI	VII	IX	X	XI						
14-0201-0000 Computer and Console Operators	-	-	-	-	-	-	-	-	29	15	-	-	-	-	-	44
14-0202-0100 Key punch and Coding Equipment Operators	-	-	-	-	-	-	-	-	13	26	-	-	-	12	-	178
14-0203-0000 Programmers	-	-	-	-	-	-	-	19	8	18	-	-	-	22	-	88
14-0204-0000 Systems Analyst	-	-	-	-	-	-	-	-	-	-	-	-	-	-	-	11
14-0303-0000 General Office Clerks	27	11	19	15	40	8	73	6	10	22	34	12	16	16	20	329
14-0303-0100 Medical Office Clerks	-	-	-	-	-	-	18	-	-	-	-	-	-	-	-	18
14-0601-0000 Educational Assistant	-	-	-	-	-	-	-	-	-	3	-	-	-	-	-	20
14-0701-0000 Executive Secretary	-	-	-	-	36	-	2	-	8	8	-	-	-	-	-	54
14-0702-0000 Secretaries	96	19	20	18	91	17	4	24	25	64	14	24	10	7	22	395
14-0702-0100 Medical Secretaries	-	-	-	-	-	-	-	-	12	-	18	-	-	-	-	30
14-0702-0200 Legal Secretaries	-	-	-	-	-	-	-	-	17	-	-	-	-	-	-	17
14-0901-0000 Clerk Typist	-	-	-	-	57	-	-	-	-	-	-	-	-	-	-	57
15-1305-0000 Community Service Associate	-	-	-	-	-	-	-	-	-	23	-	5	-	-	-	28
16-0106-0211 Wastewater Treatment	-	-	-	-	-	-	-	-	-	-	-	-	-	-	-	195
16-0106-0300 Structural Technology	8	-	-	-	-	-	12	-	-	-	-	-	-	-	-	25
16-0108-0000 Electronic Technology	-	15	-	-	11	7	22	28	14	18	7	28	8	13	6	177
16-0108-0100 Electronic Communications Technology	-	-	-	-	-	-	-	-	17	-	-	-	-	-	-	17
16-0109-0000 Electro Mechanical Technology	-	-	-	-	-	-	-	6	-	-	-	-	-	-	-	6
16-0113-0200 Mechanical Technology, Machine & Tool Design	-	10	-	10	-	9	11	-	11	-	10	-	-	2	-	63
16-0113-0300 Mechanical Technology Production	-	-	-	-	-	-	-	-	-	-	-	-	-	3	-	3
16-0113-9900 Mechanical Technology Design and Production	-	-	-	-	-	-	-	18	-	-	-	7	-	-	-	25
16-0504-0000 Food Service Supervisor	-	-	-	-	-	-	-	-	-	15	-	-	-	-	-	15
16-0605-0000 Police Science Technology	-	-	-	-	-	-	25	-	-	-	22	-	-	-	-	47
16-0605-0002 Law Enforcement	-	6	-	-	10	-	-	10	16	33	-	8	-	-	-	83
16-0605-0100 Criminalistics	-	-	-	-	-	-	-	-	-	11	-	-	-	-	-	11
16-0605-1000 Community Correction Associate	-	-	-	-	-	-	-	-	-	4	-	-	-	-	-	4
16-0699-0000 Educational Media Technician	-	-	-	-	-	-	-	-	-	-	-	-	3	-	-	3
17-0100-0000 Air Conditioning	-	9	-	15	-	-	16	19	-	16	-	-	-	-	-	75



XONOMY NUMBER	PROGRAM NAME	MERGED AREA										XVI	TOTALS																
		I	II	III	IV	V	VI	VII	IX	X	XI			XII	XIII	XIV	XV												
200-0000	Appliance Repair	-	-	-	-	-	-	-	-	-	-	-	-	-	-	-	-	-	-	-	-	-	-	-	-	21	-	-	21
17-0301-0000	Auto Body Repair	5	-	16	16	-	-	14	23	22	-	-	-	13	-	-	-	-	-	-	-	-	-	11	9	4	133		
17-0302-0000	Auto Mechanics	26	7	12	20	15	15	44	19	16	15	30	15	20	43	11	308												
17-0302-0100	Service Station Mechanic	-	-	-	-	6	-	-	-	-	-	-	-	-	-	-	-	-	-	-	-	-	-	-	-	-	-	-	6
17-0401-0000	Aircraft Maintenance	-	-	-	-	-	-	15	-	-	-	-	-	21	-	-	-	-	-	-	-	-	-	-	13	-	-	49	
17-0403-0000	Aviation Ground Operations	-	-	-	-	-	-	-	-	-	-	-	-	-	-	-	-	-	-	-	-	-	-	-	3	-	-	3	
17-0600-0000	Business Machine Maintenance	-	-	-	-	-	-	-	-	-	-	9	-	-	-	-	-	-	-	-	-	-	-	-	-	-	-	9	
17-0700-0000	Commercial Art Occupations	-	-	-	-	-	-	38	-	-	22	-	-	-	-	-	-	-	-	-	-	-	-	-	-	-	-	60	
17-0900-0000	Commercial Photography	-	-	-	-	-	-	30	-	-	-	-	-	-	-	-	-	-	-	-	-	-	-	-	-	-	-	30	
17-1001-0000	Carpentry	10	-	-	16	-	-	6	-	-	29	12	15	2	2	92													
17-1002-0000	Electrician	14	-	-	15	-	-	-	-	-	-	7	8	-	44														
17-1003-0200	Truck Driver	-	32	-	-	57	-	-	-	-	-	112	-	-	201														
17-1004-0000	Masonry Construction	13	-	-	-	13	-	-	-	-	37	-	-	-	63														
17-1007-0000	Plumbing and Pipefitting	9	-	-	14	-	-	-	-	-	-	14	-	-	37														
17-1300-0000	Custodial Services	-	-	-	15	-	-	28	-	-	-	13	-	-	56														
17-1200-0000	Diesel Mechanic	-	-	-	8	-	-	10	-	-	36	-	-	-	54														
17-1301-0000	Architectural Drafting	-	-	-	-	-	-	13	13	17	20	-	-	-	63														
17-1303-0000	Mechanical Drafting	-	-	-	6	9	-	12	-	-	17	9	-	8	61														
17-1304-0000	Structural Drafting	-	-	-	-	-	-	-	-	-	-	-	7	-	7														
17-1401-0000	Industrial Electrician	-	-	-	4	-	-	-	-	17	-	-	-	-	21														
17-1402-0000	Lineman	-	-	-	28	-	-	-	-	-	-	-	-	-	28														
17-1501-0000	Electronic Communications	-	-	-	-	-	-	-	-	-	-	16	-	-	16														
17-1502-0100	Electronic Computer Maintenance	-	-	-	-	-	-	-	-	-	-	-	-	20	20														
17-1503-0000	Radio/Television	-	-	-	-	6	8	-	-	-	-	13	-	-	30														
17-1599-0000	Radio and TV Broadcasting	-	-	-	-	7	-	-	-	-	-	-	-	-	7														
17-1900-0000	Graphic Arts Occupations	-	-	-	-	-	-	-	-	21	16	-	16	-	56														
17-2101-0100	Band and Orchestra Repair	-	-	-	-	-	-	-	-	-	-	16	-	-	16														
17-2101-0200	Piano Tuner	-	-	-	-	-	-	-	-	-	-	13	-	-	13														

TABLE 22 (continued)

TAXONOMY NUMBER	PROGRAM NAME	MERGED AREA										TOTALS					
		I	II	III	IV	V	VI	VII	IX	X	XI		XII	XIII	XIV	XV	XVI
17-2302-0000	Machine Shop	-	-	-	-	10	7	9	-	27	-	-	1	-	-	-	54
17-2303-0000	Machine Operator	-	-	-	-	-	-	7	-	-	17	6	4	-	33	-	67
17-2304-0000	Machine Tool Maintenance	-	-	-	-	-	-	9	-	-	-	-	-	-	-	-	9
17-2306-0000	Welding and Cutting	23	9	-	17	-	-	52	-	146	25	6	18	4	48	-	348
17-2307-0000	Tool and Die Making	-	-	-	-	-	2	17	-	-	11	-	6	-	-	-	36
17-2602-0000	Cosmetology	9	-	-	-	11	-	-	-	-	-	-	-	-	-	-	20
17-2902-0000	Cook/Chef	1	-	-	-	-	-	-	-	7	3	-	-	-	9	12	32
17-2903-0000	Meat Cutter	-	-	-	-	-	-	-	-	-	-	14	-	-	-	-	14
17-3100-0000	Small Engine Repair	-	-	-	-	-	-	-	44	-	-	-	-	-	-	-	59
18-0400-0000	College Parallel	-	238	96	-	237	255	-	148	169	172	-	101	60	92	210	1772
20-0405-0000	Library Assistant	-	-	-	-	-	-	-	-	5	-	-	-	-	-	-	5
TOTALS		517	590	632	258	988	673	799	558	1196	1441	902	479	190	489	403	10115

253

Table 23 presents the number of students completing Adult Basic Education and High School Completion programs during the 1974 fiscal year. The Adult Basic Education program provides adults with an education equivalent to that of an eighth grade education. The High School Completion program includes work toward either a high school diploma or preparation for the high school equivalency certificate. The figures shown in Table 23 for High School Completion reflect the number of diplomas and high school equivalency certificates issued.

Table 24 presents information on the number of students who successfully completed selected supplementary career education programs through the adult education divisions of area schools during the 1974 fiscal year. The programs identified in Table 24 represent in some instances programs that area schools offered cooperatively with universities, associations, etc. These programs vary in length from one course to a series of short courses that lead to a certificate. The certificates, in many instances, were issued cooperatively by the area school and the cooperating agencies.

The programs in Table 24 are only a sampling of the many supplementary career education courses offered by area schools. More than 84,827 registrations were recorded by area schools in supplementary career education programs during the 1974 fiscal year.

TABLE 23

NUMBER OF STUDENTS COMPLETING ADULT EDUCATION PROGRAMS

Fiscal Year 1974

Area	Adult Basic Education	High School Diploma	High School Equivalency Certificates
I	149	69	125
II	64	40	117
III	39	58	60
IV	33	0	34
V	0	99	99
VI	198	8	80
VII	139	31	210
IX	138	0	270
X	807	235	222
XI	0	99	870
XII	327	111	204
XIII	367	0	241
XIV	4	0	44
XV	1,156	0	155
XVI	<u>18</u>	<u>0</u>	<u>131</u>
TOTALS	3,439	750	2,862

TABLE 24
GRADUATES OF SELECTED SUPPLEMENTARY CAREER EDUCATION PROGRAMS
Fiscal Year 1974

	AREA SCHOOL															
	I	II	III	IV	V	VI	VII	IX	X	XI	XII	XIII	XIV	XV	XVI	TOTALS
American Institute of Banking-- Basic Certificate--15 credits	86															86
Basic Police Recruit Training			78	17			30		7							180
Building Custodian Level I & II	39	21	26	27	64						50		19	16	58	320
Emergency Medical Technician-Ambulance	403	292	390	458	278	358	55	205	29	380	153	251	52	234	135	3673
Chartered Life Underwriters Program-- total of 10 courses	14	5			25			29			43	39		21		176
Nursing Home Activity Director Program				60			30					67	23			180
Occupational Safety and Health-- Construction and Industrial	143			505		357	123	22						434	74	1658
Fireman Training	214	450	192	200	127	1247	277	322	787	211	194	1285	161	128	220	6015
Keypunch	14		3				22	35	63	30		28		24		219
Nurse Aide-Orderly	308	122	171	41	266	50	230	81	122	295	57	86	350	305	73	2557
Real Estate		67	23	32		24	61			87		179	42	140	113	768
Homemaker Home Health Aide		188	23		91	20				7	29	46	18			422
TOTALS	1221	1145	906	1340	851	2056	828	694	1008	1010	526	1981	665	1350	673	16254

STAFF

The area schools employ a wide variety of professional employees to staff the diversity of programs offered by these institutions. The formal preparation level and prior experience of professional staff also varies greatly according to professional staffing needs of the curriculum.

Each staff member is selected on the basis of his individual competencies for a particular assignment and, as a consequence, the formal preparational background of a staff member may vary from less than a college degree in the case of some instructors in career education programs to a doctorate degree for instructors in other programs.

Professional staff in area schools are required to meet state certification requirements. These requirements vary considerably depending on the type of program. Ordinarily, college parallel instructors are required to possess a master's degree with a major in the subject area that the instructor teaches and career education instructors are required to meet the requirements of the Iowa State Plan for the Administration of Career Education that ordinarily also includes at least two to three years of successful work experience in the occupational program in which the instructor teaches.

Instructors in adult divisions of area schools are required to meet the same requirements as instructors in the college parallel and career education divisions in comparable teaching assignments. However, in some assignments in the adult divisions such as adult basic education and adult continuing and general education, the instructor is assigned on the basis of experiential background that must be satisfactorily demonstrated to the local institution.

Tables 25 through 39 present information on the professional staff of each area school. This information is obtained from the Iowa Professional School Employees Data Sheet (IPSEDS) that is completed by professional staff in the early fall of each school year.

This information includes virtually all administrative staff and instructional staff of the college parallel and career education divisions. However, very few instructors in adult education divisions are included in these tables since the majority of these instructors are part-time and many are not assigned teaching responsibilities until some time after the IPSEDS report is completed.

Table 40 presents a composite picture of all professional staff in area schools. This composite includes all 1,952 professional staff completing IPSEDS reports for the fall term of 1973.

TABLE 25

DATA ABOUT THE NUMBER OF PROFESSIONAL PERSONNEL, SALARY, AGE, EXPERIENCE, HIGHEST DEGREE EARNED, MAJOR POSITION, AND GRADUATE MAJORS EMPLOYED IN AREA I FOR THE 1973-74 SCHOOL YEAR

	Major Position	No. of Persons
57	Male Professional Personnel	1
33	Female Professional Personnel	3
90	All Professional Personnel	9
	Superintendent	1
	Director	3
	Coordinator	9
	Supervisor	1
	Counselor	5
	Librarian	1
	Instructor	55
	Teacher/Coordinator	8
	Chairman/Head	4
	Administrative Assistant	1
	Manager	1
	Nurse	1

\$11,783 Mean salary (all staff)
 12,374 Mean salary (full-time only)

43 yrs. Mean age - male
 38 yrs. Mean age - female
 41 yrs. Mean age - all
 8 yrs. Mean total teaching experience - male
 6 yrs. Mean total teaching experience - female
 7 yrs. Mean total teaching experience - all

47 Received highest degree in Iowa Institutions
 21 Received highest degree outside Iowa

HIGHEST DEGREE EARNED BY PERSONNEL

Type of degree	Male	Female	Total
None	15	7	22
Associate	-	3	3
Bachelor	22	18	40
Master	19	5	24
Specialist	1	-	1

125 Mean total semester hours - male
 111 Mean total semester hours - female
 120 Mean total semester hours - all

Major Business Ed.	No. of		Major Undergrad. Grad.	No. of Undergrad. Grad.
	Undergrad.	Grad.		
Accounting	14	4	Accounting	2
English	5	2	Journalism	1
Library Science	-	1	Art	1
Speech	1	1	Special Educ.	1
Psychology	1	-	Health & P.E.	5
Sociology	3	1	Nursing & Pub. Health	4
Agriculture	10	4	Trade & Industries	1
Industrial Arts	5	3	Homemaking	1
Gen. School Admin.	-	2	Biology	3
Sec. School Admin.	-	1	Gen. Science	2
Elem. School Admin.	-	1	Physical Science	1
Sec. Education	2	1	History	3
Elem. Education	2	1	Other Soc. Science	1
Guidance Counseling	-	7	Religion	1
Economics	1	-	Engineering	1
Vocational-Technical	-	1		



TABLE 26

DATA ABOUT THE NUMBER OF PROFESSIONAL PERSONNEL, SALARY, AGE, EXPERIENCE, HIGHEST DEGREE EARNED, MAJOR POSITION, AND GRADUATE MAJORS EMPLOYED IN AREA II FOR THE 1973-74 SCHOOL YEAR

	Major Position	No. of Persons
76	Male Professional Personnel	1
25	Female Professional Personnel	1
101	All Professional Personnel	6
	Superintendent	1
	Assistant Superintendent	1
	Director	6
	Manager	1
	Coordinator	4
	Counselor	5
	Librarian	1
	Instructor	72
	Chairman/Head	6
	Teacher/Coordinator	1
	Supervisor	1
	Dean	1
	Administrative Assistant	1

	Mean salary (all staff)	Mean age - male	Mean total teaching experience - male
\$13,515	13,613	44 yrs.	15 yrs.
		48 yrs.	15 yrs.
		45 yrs.	15 yrs.
			42
			48

HIGHEST DEGREE EARNED BY PERSONNEL

Type of degree	Male	Female	Total
None	3	4	7
Associate	3	2	5
Bachelor	6	6	12
Master	62	12	74
Doctor	2	1	3

	Mean total semester hours - male	Mean total semester hours - female	Mean total semester hours - all
187			
147			
177			

Major	Undergrad.	Grad.	Major	Undergrad.	Grad.	No. of Grad.
Accounting	3	1	Physical Science	3	1	2
Business Ed.	17	12	Physics	2	2	2
Dramatic Art	3	2	Economics	2	2	-
English	8	7	History	9	7	7
Library Science	-	1	Political Science	1	1	1
Speech	3	2	Psychology	1	1	1
Art	1	1	Other Soc. Sci.	6	2	2
Music	4	3	Sociology	-	3	3
German	-	1	Agriculture	4	1	1
Spanish	1	1	Industrial Arts	9	3	3
Mathematics	8	5	Trade and Indus.	3	1	1
Health and P.E.	5	2	Gen. School Admin.	-	3	3
Biology	5	4	Sec. School Admin.	-	5	5
Chemistry	3	2	Secondary Educ.	1	2	2
General Science	3	1	Elementary Educ.	1	1	1
Nursing & Public Health	3	2	Guidance Counsel.	-	9	9
Voc Tech	1	2				

DATA ABOUT THE NUMBER OF PROFESSIONAL PERSONNEL, SALARY, AGE, EXPERIENCE, HIGHEST DEGREE EARNED, MAJOR POSITION, AND GRADUATE MAJORS EMPLOYED IN AREA III FOR THE 1973-74 SCHOOL YEAR

												No. of Persons
62	Male Professional Personnel											1
13	Female Professional Personnel											1
75	All Professional Personnel											2
	Mean salary (all staff)	\$12,585										1
	Mean salary (full-time only)	13,002										1
38	Yrs. Mean age - male											1
38	Yrs. Mean age - female											1
38	Yrs. Mean age - all											2
10	Yrs. Mean total teaching experience - male											2
8	Yrs. Mean total teaching experience - female											53
9	Yrs. Mean total teaching experience - all											4
17	Received highest degree in Iowa institutions											7
47	Received highest degree outside Iowa											3

												No. of Undergrad.	No. of Grad.
	Major Business Ed.											10	7
	English											5	4
	Library Science											2	2
	Speech											1	1
	Art											1	1
	Music											4	2
	French											1	1
	Spanish											1	1
	Mathematics											5	2
	Health and P.E.											5	1
	Biology											1	2
	Chemistry											1	2
	General Science											1	1
	Accounting											2	1
	Other Soc. Science											2	1
	Industrial Arts											5	1
	Physics											1	1
	History											5	4
	Political Science											1	1
	Psychology											1	2
	Agriculture											11	2
	Trade and Indus.											5	1
	Gen. School Admin.											5	1
	Sec. School Admin.											1	1
	Secondary Education											7	2
	Guidance Counsel.											7	1
	Economics											2	6
	Sociology											2	2
	Homemaking											1	1
	Voc-Tech.											4	4
	Religion											1	1
	Social Work											1	1

HIGHEST DEGREE EARNED BY PERSONNEL

Type of degree	Male	Female	Total
None	9	2	11
Bachelor	15	4	19
Master	35	7	42
Specialist	1	-	1
Doctor	2	-	2

165	Mean total semester hours - male
138	Mean total semester hours - female
161	Mean total semester hours - all

TABLE 28

DATA ABOUT THE NUMBER OF PROFESSIONAL PERSONNEL, SALARY, AGE, EXPERIENCE, HIGHEST DEGREE EARNED, MAJOR POSITION, AND GRADUATE MAJORS EMPLOYED IN AREA IV FOR THE 1973-74 SCHOOL YEAR

	Major Position	No. of Persons	No. of Undergrad.	No. of Grad.
43	Male Professional Personnel			
2	Female Professional Personnel			
45	All Professional Personnel	1		
	Superintendent	1		
	Director	3		
	Manager	1		
	Counselor	1		
	Instructor	25		
	Teacher/Coordinator	6		
	Coordinator	3		
	Chairman/Head	5		
	Mean salary (all staff)			
	Mean salary (full-time only)			
38	Yrs. Mean age - male			
41	Yrs. Mean age - female			
38	Yrs. Mean age - all			
7	Yrs. Mean total teaching experience - male			
4	Yrs. Mean total teaching experience - female			
6	Yrs. Mean total teaching experience - all			
3	Received highest degree in Iowa institutions			
24	Received highest degree outside Iowa			
HIGHEST DEGREE EARNED BY PERSONNEL				
Type of degree	Male	Female	Total	
None	17	-	17	
Bachelor	13	2	15	
Master	10	-	10	
Doctor	1	-	1	
Associate	2	-	2	
102	Mean total semester hours - male			
168	Mean total semester hours - female			
106	Mean total semester hours - all			
	Business Education		4	1
	Mathematics		1	2
	Health and P.E.		1	1
	General School Admin.		-	1
	Guidance Counseling		-	4
	Vocational-Technical		-	2
	Physical Science		1	-
	Economics		1	-
	History		1	-
	Political Science		2	-
	Other Social Science		1	-
	Agriculture		4	-
	Industrial Arts		3	-
	Trade & Industries		6	1
	English		1	1
	Psychology		1	-
	Secondary Education		2	-

DATA ABOUT THE NUMBER OF PROFESSIONAL PERSONNEL, SALARY, AGE, EXPERIENCE, HIGHEST DEGREE EARNED,
MAJOR POSITION, AND GRADUATE MAJORS EMPLOYED IN AREA V FOR THE 1973-74 SCHOOL YEAR

	Major Position	No. of Persons
135	Male Professional Personnel	1
45	Female Professional Personnel	5
180	All Professional Personnel	3
	Superintendent	1
	Director	5
	Dean	3
	Manager	1
	Counselor	6
	Librarian	5
	Assistant Dean/Director	1
	Instructor	85
	Teacher/Coordinator	14
	Chairman/Head	2
	Specialist	1
	Coordinator	2
	Assistant Superintendent	1

\$12,400 Mean salary (all staff)
12,902 Mean salary (full-time only)

42 yrs. Mean age - male
43 yrs. Mean age - female
43 yrs. Mean age - all

14 yrs. Mean total teaching experience - male
12 yrs. Mean total teaching experience - female
14 yrs. Mean total teaching experience - all

92 Received highest degree in Iowa institutions
75 Received highest degree outside Iowa

HIGHEST DEGREE EARNED BY PERSONNEL

Type of degree	Male	Female	Total
None	10	7	17
Bachelor	9	19	28
Master	106	18	124
Specialist	1	-	1
Doctor	9	1	10

180 Mean total semester hours - male
159 Mean total semester hours - female
175 Mean total semester hours - all

Major	No. of Undergrad.	No. of Grad.
Business Ed.	31	19
Dramatic Art	-	2
English	13	12
Library Science	-	5
Speech	3	5
Art	2	3
Music	6	5
French	3	2
Spanish	-	2
Mathematics	13	11
Special Ed.	-	1
Health and P.E.	18	9
Nursing & Pub. Health	5	2
Biology	16	6
Chemistry	1	3
Gen. Science	5	1
Phys. Science	2	3
Guidance Coun.	-	17
Latin	1	-
Philosophy	2	-
Physics	-	2
Economics	-	5
History	-	8
Political Science	-	5
Psychology	-	2
Other Soc. Science	-	16
Sociology	-	1
Agriculture	-	6
Industrial Arts	-	6
Voc-Tech	-	-
Trade and Indus.	-	11
College Admin.	-	-
Gen. School Admin.	-	-
Sec. School Admin.	-	-
Elem. School Admin.	-	-
Secondary Ed.	-	1
Homemaking	-	1
Elementary Ed.	-	7
Engineering	-	1
Safety Education	-	-

262



TABLE 30

DATA ABOUT THE NUMBER OF PROFESSIONAL PERSONNEL, SALARY, AGE, EXPERIENCE, HIGHEST DEGREE EARNED, MAJOR POSITION, AND GRADUATE MAJORS EMPLOYED IN AREA VI FOR THE 1973-74 SCHOOL YEAR

	Major Position	No. of Persons
101	Male Professional Personnel	1
26	Female Professional Personnel	5
127	All Professional Personnel	3
	Mean salary (all staff)	6
\$12,299	Mean salary (full-time only)	5
12,779		1
40 yrs.	Mean age - male	1
39 yrs.	Mean age - female	6
40 yrs.	Mean age - all	5
13 yrs.	Mean total teaching experience - male	1
12 yrs.	Mean total teaching experience - female	85
13 yrs.	Mean total teaching experience - all	14
65	Received highest degree in Iowa institutions	2
52	Received highest degree outside Iowa	1

HIGHEST DEGREE EARNED BY PERSONNEL

Type of degree	Male	Female	Total
None	5	4	9
Bachelor	10	4	14
Master	81	17	98
Specialist	1	1	2
Doctor	4	-	4

182	Mean total semester hours - male
153	Mean total semester hours - female
176	Mean total semester hours - all

Major	No. of Undergrad.	No. of Grad.	Major	No. of Undergrad.	No. of Grad.
Business Ed.	16	14	Economics	6	3
Dramatic Art	3	4	Geography	3	1
English	14	8	History	10	5
Library Science	3	3	Political Science	1	2
Speech	3	3	Psychology	3	5
Art	3	3	Other Soc. Sci.	11	3
Music	6	4	Sociology	1	3
Mathematics	9	5	Industrial Arts	8	1
Special Ed.	-	4	Trade and Indus.	1	2
Health and P.E.	12	6	Gen. School Admin.	-	7
Biology	8	7	Secondary Ed.	1	3
Chemistry	3	2	Guidance Counsel.	1	13
General Science	1	1	Agriculture	5	3
Physics	2	4	Philosophy	1	-
Accounting	1	-	Homemaking	2	-
Journalism	-	1	Elem. Educ.	2	-
Spanish	2	-	Physical Science	2	-
French	1	-	College Admin.	-	1
Nursing & Public Health	1	-			

DATA ABOUT THE NUMBER OF PROFESSIONAL PERSONNEL, SALARY, AGE, EXPERIENCE, HIGHEST DEGREE EARNED, MAJOR POSITION, AND GRADUATE MAJORS EMPLOYED IN AREA VII FOR THE 1973-74 SCHOOL YEAR

	Major Position	No. of Persons
85	Male Professional Personnel	
25	Female Professional Personnel	
110	All Professional Personnel	1
\$12,238	Mean salary (all staff)	4
12,238	Mean salary (full-time only)	1
41 yrs.	Mean age - male	1
36 yrs.	Mean age - female	1
40 yrs.	Mean age - all	6
7 yrs.	Mean total teaching experience - male	1
5 yrs.	Mean total teaching experience - female	2
7 yrs.	Mean total teaching experience - all	73
48	Received highest degree in Iowa institution	10
20	Received highest degree outside Iowa	7

	Major	No. of		Major	No. of
		Undergrad.	Grad.		
	Business Ed.	10	7	Health and P.E.	1
	English	3	-	Nursing & Pub. Health	2
	Library Science	1	2	Biology	2
	Agriculture	9	4	Chemistry	1
	Trade and Industries	4	3	General Science	1
	Gen. School Admin.	-	1	History	1
	Sec. School Admin.	-	3	Psychology	2
	Guidance Counsel.	-	7	Other Soc. Science	2
	Physics	2	1	Sociology	2
	Vocational-Technical	4	2	Homemaking	1
	Journalism	1	-	Industrial Arts	4
	Speech	1	-	College Admin.	1
	Art	4	-	Sec. Education	4
	French	1	-	Elem. Educ.	1
	Mathematics	1	-	Accounting	2
	Engineering	2	1		

HIGHEST DEGREE EARNED BY PERSONNEL

Type of degree	Male	Female	Total
None	36	8	44
Associate	2	1	3
Bachelor	21	14	35
Master	23	2	25
Doctor	3	-	3

102	Mean total semester hours - male
103	Mean total semester hours - female
102	Mean total semester hours - all

TABLE 32

DATA ABOUT THE NUMBER OF PROFESSIONAL PERSONNEL, SALARY, AGE, EXPERIENCE, HIGHEST DEGREE EARNED, MAJOR POSITION, AND GRADUATE MAJORS EMPLOYED IN AREA IX FOR THE 1973-74 SCHOOL YEAR

	Major Position	No. of Persons
114	Male Professional Personnel	1
53	Female Professional Personnel	9
167	All Professional Personnel	3
\$10,947	Mean salary (all staff)	12
12,226	Mean salary (full-time only)	2
41 yrs.	Mean age - male	6
38 yrs.	Mean age - female	4
40 yrs.	Mean age - all	114*
12 yrs.	Mean total teaching experience - male	7
8 yrs.	Mean total teaching experience - female	7
11 yrs.	Mean total teaching experience - all	2
69	Received highest degree in Iowa institutions	
69	Received highest degree outside Iowa	

HIGHEST DEGREE EARNED BY PERSONNEL

Type of degree	Male	Female	Total
None	9	13	22
Associate	3	2	5
Bachelor	26	17	43
Master	72	17	89
Specialist	1	4	5
Doctor	3	-	3

170	Mean total semester hours - male
129	Mean total semester hours - female
157	Mean total semester hours - all

Major	No. of Undergrad.	No. of Grad.
Business Ed.	10	6
Dramatic Art	1	2
English	19	13
Library Science	-	4
Speech	6	2
Art	5	2
Music	3	3
French	1	1
German	2	2
Spanish	3	1
Mathematics	9	4
Engineering	3	1
Health and P.E.	9	4
Nursing & Pub. Health	12	1
Biology	9	4
Chemistry	3	3
Gen. Science	2	1
Accounting	2	1
Journalism	1	1
Elem. Education	1	1

Major	No. of Undergrad.	No. of Grad.
Physical Science	1	1
Physics	3	-
Economics	4	2
History	7	3
Political Science	2	-
Psychology	5	2
Other Soc. Sci.	9	4
Agriculture	9	3
Homemaking	1	1
Industrial Arts	10	5
Vocational-Technical	3	3
Trade and Indus.	7	3
College Admin.	-	1
Gen. School Admin.	-	6
Sec. School Admin.	-	8
Secondary Education	8	6
Guidance Counsel.	-	12
Sociology	3	1
Junior High Educ.	1	-

DATA ABOUT THE NUMBER OF PROFESSIONAL PERSONNEL, SALARY, AGE, EXPERIENCE, HIGHEST DEGREE EARNED,
MAJOR POSITION, AND GRADUATE MAJORS EMPLOYED IN AREA X FOR THE 1973-74 SCHOOL YEAR

	Major Position	No. of Persons
182	Male Professional Personnel	
80	Female Professional Personnel	1
262	All Professional Personnel	1
\$10,592	Mean salary (all staff)	1
13,009	Mean salary (full-time only)	1
40 yrs.	Mean age - male	9
34 yrs.	Mean age - female	8
38 yrs.	Mean age - all	5
8 yrs.	Mean total teaching experience - male	15
5 yrs.	Mean total teaching experience - female	2
7 yrs.	Mean total teaching experience - all	24
134	Received highest degree in Iowa institutions	2
64	Received highest degree outside Iowa	1

HIGHEST DEGREE EARNED BY PERSONNEL

Type of degree	Male	Female	Total
None	31	19	50
Associate	4	2	6
Bachelor	46	30	76
Master	87	25	112
Specialist	4	3	7
Doctor	10	1	11

148	Mean total semester hours - male
116	Mean total semester hours - female
138	Mean total semester hours - all

Major	No. of Undergrad.	No. of Grad.
Business Ed.	20	4
English	22	3
Library Science	10	3
Speech	3	7
Art	1	3
Music	5	3
Spanish	2	3
Mathematics	2	11
Special Ed.	12	4
Health and P.E.	2	1
Biology	14	3
Chemistry	10	3
Physics	4	4
Accounting	1	17
French	4	1
Engineering	4	1
Nursing & Pub. Health	5	2
Journalism	7	4
General Science	2	1
Physical Science	1	1
Dramatic Art	1	1
Philosophy	2	1

TABLE 34

DATA ABOUT THE NUMBER OF PROFESSIONAL PERSONNEL, SALARY, AGE, EXPERIENCE, HIGHEST DEGREE EARNED, MAJOR POSITION, AND GRADUATE MAJORS EMPLOYED IN AREA XI FOR THE 1973-74 SCHOOL YEAR

	Major Position	No. of Grad.	Major Position	No. of Grad.
160	Male Professional Personnel			
93	Female Professional Personnel	1	Librarian	1
253	All Professional Personnel	3	Psychologist	1
\$12,171	Mean salary (all staff)	10	Chairman/Head	26
12,531	Mean salary (full-time only)	1	Assistant Dean/Director	3
40 yrs.	Mean age - male	15	Officer	2
37 yrs.	Mean age - female	1	Instructor	152
39 yrs.	Mean age - all	1	Teacher/Coordinator	7
7 yrs.	Mean total teaching experience - male	6	Registrar	1
5 yrs.	Mean total teaching experience - female	3	Evaluator	4
6 yrs.	Mean total teaching experience - all	14	Nurse	1

121 Received highest degree in Iowa institutions
66 Received highest degree outside Iowa

HIGHEST DEGREE EARNED BY PERSONNEL

Type of degree	Male	Female	Total
None	14	31	65
Associate	2	-	2
Bachelor	39	35	74
Master	75	27	102
Specialist	3	-	3
Doctor	7	-	7

144 Mean total semester hours - male
109 Mean total semester hours - female
131 Mean total semester hours - all

Major	No. of Undergrad.	No. of Grad.	Major	No. of Undergrad.	No. of Grad.
Accounting	5	-	History	8	4
Business Ed.	41	14	Political Science	1	2
English	13	7	Psychology	4	4
Library Science	1	2	Other Soc. Science	11	5
Speech	3	3	Sociology	9	2
Art	3	1	Agriculture	15	8
Music	2	1	Homemaking	10	3
Spanish	1	1	Industrial Arts	8	5
Mathematics	9	3	Vocational-Technical	5	3
Special Ed.	2	3	Trade and Indus.	15	4
Health and P.E.	7	3	Gen. School Admin.	-	6
Safety Education	2	1	Sec. School Admin.	-	9
Biology	5	5	Secondary Education	3	1
Chemistry	4	1	Economics	5	-
Physics	4	2	Guidance Counsel.	-	22
Elementary Ed.	3	1	Engineering	3	-
Early Childhood Ed.	2	1	Nursing & Pub. Health	14	-
Dramatic Art	1	-	Geography	1	-
General Science	3	-	Philosophy	1	-
Journalism	1	-	Social Work	-	1
Reading	-	1	Junior High Ed.	1	-

DATA ABOUT THE NUMBER OF PROFESSIONAL PERSONNEL, SALARY, AGE, EXPERIENCE, HIGHEST DEGREE EARNED, MAJOR POSITION, AND GRADUATE MAJORS EMPLOYED IN AREA XII FOR THE 1973-74 SCHOOL YEAR

60	Male Professional Personnel	Major Position	No. of Persons.
28	Female Professional Personnel	Superintendent	1
88	All Professional Personnel	Director	3
	Mean salary (all staff)	Dean	1
\$12,425	Mean salary (full-time only)	Coordinator	5
12,738	Mean age - male	Supervisor	7
44 yrs.	Mean age - female	Instructor	56
41 yrs.	Mean age - all	Teacher/Coordinator	6
43 yrs.	Mean total teaching experience - male	Chairman/Head	7
8 yrs.	Mean total teaching experience - female	Assistant Superintendent	1
7 yrs.	Mean total teaching experience - all	Registrar	1
8 yrs.	Received highest degree in Iowa institutions		
19	Received highest degree outside Iowa		
33			

Major	No. of Undergrad.	No. of Grad.	Major	No. of Undergrad.	No. of Grad.
Business Ed.	14	5	Nursing & Pub. Health	3	-
English	2	-	Biology	1	-
Engineering	3	-	Gen. Science	1	-
Industrial Arts	4	2	Physics	1	1
Vocational-Technical	-	2	Economics	3	-
Gen. School Admin.	-	2	History	2	-
Sec. School Admin.	-	2	Political Science	1	-
Secondary Education	2	4	Other Soc. Science	3	-
Guidance Counsel.	-	7	Sociology	2	-
Accounting	2	-	Agriculture	5	1
Journalism	1	1	Trade & Indus.	2	-
Library Science	-	1	Elementary Educ.	1	-
Music	3	-	Special Educ.	1	-
Mathematics	4	2	Health & P.E.	1	1

HIGHEST DEGREE EARNED BY PERSONNEL

Type of degree	Male	Female	Total
None	25	16	41
Bachelor	16	7	23
Master	17	4	21
Doctor	2	1	3

105	Mean total semester hours - male
72	Mean total semester hours - female
94	Mean total semester hours - all

TABLE 36

DATA ABOUT THE NUMBER OF PROFESSIONAL PERSONNEL, SALARY, AGE, EXPERIENCE, HIGHEST DEGREE EARNED, MAJOR POSITION, AND GRADUATE MAJORS EMPLOYED IN AREA XIII FOR THE 1973-74 SCHOOL YEAR

	Major Position	No. of Persons
136	Male Professional Personnel	1
61	Female Professional Personnel	2
197	All Professional Personnel	5
\$10,307	Mean salary (all staff)	1
12,297	Mean salary (full-time only)	10
40 yrs.	Mean age - male	4
39 yrs.	Mean age - female	3
40 yrs.	Mean age - all	15
9 yrs.	Mean total teaching experience - male	131
7 yrs.	Mean total teaching experience - female	20
9 yrs.	Mean total teaching experience - all	3
43	Received highest degree in Iowa institutions	
104	Received highest degree outside Iowa	

HIGHEST DEGREE EARNED BY PERSONNEL

Type of degree	Male	Female	Total
None	34	17	51
Associate	-	1	1
Bachelor	31	20	51
Master	61	21	82
Specialist	2	-	2
Doctor	8	2	10

Mean total semester hours - male
 Mean total semester hours - female
 Mean total semester hours - all

Major	No. of Undergrad.	No. of Grad.	Major	No. of Undergrad.	No. of Grad.
Business Ed.	23	6	Physics	-	2
Dramatic Art	-	1	Economics	4	1
English	11	6	History	6	4
Library Science	-	4	Political Science	2	1
Music	8	7	Psychology	6	7
Spanish	1	2	Other Soc. Sci.	5	1
Mathematics	7	4	Sociology	5	4
Health and P.E.	9	4	Industrial Arts	4	3
Nursing & Pub. Health	6	-	Agriculture	18	2
Biology	7	5	Trade and Indus.	6	2
Chemistry	5	1	Gen. School Admin.	-	10
General Science	6	1	Sec. School Admin.	-	4
Physical Science	-	2	Secondary Ed.	10	5
Accounting	2	-	Guidance Counsel.	-	8
Speech	3	-	Vocational-Technical	5	4
Latin	2	-	Philosophy	2	-
Homemaking	4	1	Religion	1	-
Early Childhood Educ.	2	-	Elementary Educ.	5	-
German	1	-	Art	2	1
Special Ed.	1	2	Engineering	2	1
Elem. School Admin.	-	2			

DATA ABOUT THE NUMBER OF PROFESSIONAL PERSONNEL, SALARY, AGE, EXPERIENCE, HIGHEST DEGREE EARNED, MAJOR POSITION, AND GRADUATE MAJORS EMPLOYED IN AREA XIV FOR THE 1973-74 SCHOOL YEAR

	Major Position	No. of Persons
31	Male Professional Personnel	1
9	Female Professional Personnel	3
40	All-Professional Personnel	2
	Superintendent	2
	Director	1
	Dean	2
	Counselor	26
	Librarian	2
	Teacher/Coordinator	1
	Instructor	2
	Coordinator	2

\$12,326 Mean salary (all staff)
 12,501 Mean salary (full-time only)

36 yrs. Mean age - male
 45 yrs. Mean age - female
 38 yrs. Mean age - all

8 yrs. Mean total teaching experience - male
 9 yrs. Mean total teaching experience - female
 8 yrs. Mean total teaching experience - all

11 Received highest degree in Iowa institutions
 21 Received highest degree outside Iowa

HIGHEST DEGREE EARNED BY PERSONNEL

Type of degree	Male	Female	Total
None	6	2	8
Bachelor	4	2	6
Master	17	4	21
Doctor	3	1	4
Specialist	1	-	1

14A Mean total semester hours - male
 121 Mean total semester hours - female
 138 Mean total semester hours - all

Major	No. of Undergrad.	No. of Grad.	Major	No. of Undergrad.	No. of Grad.
Accounting	1	-	Physical Science	-	1
Business Ed.	3	2	Physics	1	2
English	4	2	History	3	2
Library Science	1	-	Other Soc. Sci.	-	1
Speech	1	1	Sociology	2	1
Art	-	1	Industrial Arts	4	1
Music	1	1	Gen. School Admin.	-	2
Mathematics	2	1	Sec. School Admin.	-	2
Health and P.E.	3	1	Secondary Ed.	6	1
Biology	2	1	Elementary Ed.	2	-
Chemistry	2	1	Guidance Counsel.	-	5
Spanish	1	-	Geography	-	1
Nursing & Pub. Health	2	-	Political Science	1	1
Trade & Indus.	2	1	Reading	-	1
Dramatic Art	-	1	Agriculture	1	1
Engineering	1	-	Vocational-Technical	1	1



TABLE 38

DATA ABOUT THE NUMBER OF PROFESSIONAL PERSONNEL, SALARY, AGE, EXPERIENCE, HIGHEST DEGREE EARNED, MAJOR POSITION, AND GRADUATE MAJORS EMPLOYED IN AREA XV FOR THE 1973-74 SCHOOL YEAR

	Major Position	No. of Persons
82	Male Professional Personnel	1
21	Female Professional Personnel	1
103	All Professional Personnel	2
\$12,042	Mean salary (all staff)	1
12,702	Mean salary (full-time only)	6
41 yrs.	Mean age - male	2
41 yrs.	Mean age - female	4
41 yrs.	Mean age - all	10
11 yrs.	Mean total teaching experience - male	10
7 yrs.	Mean total teaching experience - female	68
10 yrs.	Mean total teaching experience - all	4
24	Received highest degree in Iowa Institution	2
40	Received highest degree outside Iowa	2

HIGHEST DEGREE EARNED BY PERSONNEL

Type of degree	Male	Female	Total
None	27	8	35
Associate	1	2	3
Bachelor	13	7	20
Master	36	3	39
Specialist	3	1	4
Doctor	2	-	2

128	Mean total semester hours - male
107	Mean total semester hours - female
123	Mean total semester hours - all

Major	No. of	
	Undergrad.	Grad.
Business Ed.	9	6
Dramatic Art	1	1
English	5	2
Speech	1	-
Art	1	1
Mathematics	7	1
Spanish	-	1
Health and P.E.	6	3
Biology	4	2
Chemistry	-	1
General Science	1	1
Accounting	2	-
Nursing & Pub. Health	3	-
Homemaking	3	-
Political Science	2	-
Physical Science	-	1
History	1	3
Psychology	-	1
Other Soc. Sci.	6	1
Sociology	2	1
Agriculture	6	-
Industrial Arts	11	6
Voc-Tech	-	1
Trade and Indus.	-	3
Gen. School Admin.	-	4
Sec. School Admin.	-	3
Secondary Ed.	4	3
Guidance Counsel.	-	9
Physics	-	1
Religion	1	-

DATA ABOUT THE NUMBER OF PROFESSIONAL PERSONNEL, SALARY, AGE, EXPERIENCE, HIGHEST DEGREE EARNED, MAJOR POSITION, AND GRADUATE MAJORS EMPLOYED IN AREA XVI FOR THE 1973-74 SCHOOL YEAR

	Major Position	No. of Persons
70	Male Professional Personnel	1
39	Female Professional Personnel	8
109	All Professional Personnel	2
	Superintendent	2
	Director	6
	Coordinator	3
	Registrar	75
	Counselor	11
	Librarian	1
	Instructor	
	Teacher/Coordinator	
	Assistant Dean/Director	

\$12,098 Mean salary (all staff)
 12,959 Mean salary (full-time only)

42 yrs. Mean age - male
 43 yrs. Mean age - female
 42 yrs. Mean age - all

13 yrs. Mean total teaching experience - male
 9 yrs. Mean total teaching experience - female
 12 yrs. Mean total teaching experience - all

39 Received highest degree in Iowa institutions
 57 Received highest degree outside Iowa

HIGHEST DEGREE EARNED BY PERSONNEL

Type of degree	Male	Female	Total
Nore	5	4	9
Associate	3	2	5
Bachelor	8	16	24
Master	51	14	65
Specialist	1	2	3
Doctor	2	1	3

177 Mean total semester hours - male
 141 Mean total semester hours - female
 164 Mean total semester hours - all

Major	No. of		Major	No. of	
	Undergrad.	Grad.		Undergrad.	Grad.
Business Ed.	7	7	Physics	-	1
Dramatic Art	-	1	Economics	3	1
English	11	7	Geography	1	1
Library Science	-	3	History	4	5
Speech	1	2	Psychology	2	1
Art	2	2	Sociology	2	3
Music	2	2	Industrial Arts	8	2
Latin	1	1	Trade and Indus.	3	1
Mathematics	8	5	Gen. School Admin.	-	3
Special Ed.	-	1	Sec. School Admin.	-	3
Health and P.E.	7	2	Secondary Ed.	1	2
Biology	3	5	Guidance Counsel.	-	9
Chemistry	2	1	Voc-Tech	2	2
French	1	1	Other Social Sci.	5	1
German	1	-	Elem. Educ.	1	-
Spanish	2	-	General Science	1	1
Engineering	1	-	Social Work	1	-
Nursing & Pub. Health	10	-	Physical Science	1	-



TABLE 40

DATA ABOUT THE NUMBER OF PROFESSIONAL PERSONNEL, SALARY, AGE, EXPERIENCE, HIGHEST DEGREE EARNED, MAJOR POSITION, AND GRADUATE MAJORS EMPLOYED IN ALL AREA SCHOOLS FOR THE 1973-74 SCHOOL YEAR

	Male Professional Personnel	Female Professional Personnel	All Professional Personnel	Major Position	No. of Persons	Major Position	No. of Persons
1,395				Superintendent	15	Librarian	31
557				Asst't. Superintendent	11	Nurse	2
1,952				Director	82	Psychologist	1
\$12,227				Consultant	4	Specialist	2
12,709				Dean	17	Chairman/Head	132
41 yrs.				Manager	6	Ass't. Dean/Director	8
39 yrs.				Coordinator	91	Officer	3
40 yrs.				Supervisor	23	Instructor	1255
10 yrs.				Admin. Assistant	7	Teacher/Coordinator	160
7 yrs.				Registrar	11	Relator	1
9 yrs.				Counselor	78	Evaluator	10
776				Assoc. Superintendent	2		
742							

Received highest degree in Iowa institutions
 Received highest degree outside Iowa

HIGHEST DEGREE EARNED BY PERSONNEL

Type of degree	Male	Female	Total
None	266	142	408
Associate	20	15	35
Bachelor	280	201	481
Master	752	180	932
Specialist	19	11	30
Doctor	58	8	66

Mean total semester hours - male
 Mean total semester hours - female
 Mean total semester hours - all

Major	No. of Undergrad.	No. of Grad.	Major	No. of Undergrad.	No. of Grad.
Acc'tg.	28	5	0th Soc. Sci.	86	28
Bus. Ed.	253	130	Sociology	42	25
Dram. Art	9	15	Religion	5	3
English	139	83	Agriculture	119	42
Lib. Sci.	6	31	Homemaking	29	7
Speech	29	21	Indus. Arts	101	38
Art	29	21	Gen. Sch Adm.	1	57
Music	42	30	Sec. Sch Adm.	-	50
French	12	6	Elem. Sch Adm.	-	5
German	4	3	Secondary Ed.	60	42
Latin	4	1	Elem. Educ.	27	7
Spanish	13	11	Guid Counsel.	-	153
Math.	95	52	Trade & Ind.	70	31
Voc-Tech.	26	26	Engineering	22	4
Col. Admin.	-	8	Jr. High Ed.	2	-
Safety Ed.	2	2	Reading	-	2
Nurs.-Pub. Health					

Table 41 presents a comparison of area school professional employees for the 1970-71 through 1973-74 school years. The total number of professional employees increased from 1,661 in the 1970-71 school year to 1,952 in the 1973-74 school year. It is interesting to note that the number of professional employees classifying their primary assignment as administrators decreased from 218 in the 1970-71 school year to 197 in the 1973-74 school year.

Table 42 presents information on area school professional employees for the 1973-74 school year who classified their assignments as administrative.

Table 43 presents information on area school professional employees for the 1973-74 school year who classified their assignments in the area of career education.

Table 44 presents information on area school professional employees for the 1973-74 school year who classified their assignments in the area of college parallel education.

Table 45 presents information on area school professional employees for the 1973-74 school year who classified their assignments in the area of student services.

Table 46 presents information on area school professional employees for the 1973-74 school year who classified their assignments in the area of other student support.

Table 47 presents information on area school professional employees for the 1973-74 school year who classified their assignments in the area of adult education.

Figure 8 presents an illustration of the highest formal educational preparation attained by professional staff in area schools. The highest formal preparation obtained by the greatest number of professional staff was the master's degree.

Table 48 presents information on area school non-certified staff. This staff includes individuals that are not required to hold a teaching certificate and includes such staff as secretaries, clerks, custodians, food service employees, student center staff, business officers, purchasing agents and teacher aides. There were 1,106 non-certified area school employees identified at the beginning of fiscal year 1974.

TABLE 41

AREA SCHOOL PROFESSIONAL EMPLOYEES COMPARISON OF 1973-74 YEAR WITH PREVIOUS YEARS

Summary of Information Reported on All Professional Staff in Area Schools*

	1973-74 School Year	1972-73 School Year	1971-72 School Year	1970-71 School Year
Total Number of Staff	1,952	1,859	1,793	1,661
Total Amount of Salaries	\$22,421,683	\$21,361,561	\$20,266,279	\$18,496,949
Average Salary	\$ 11,487	\$ 11,491	\$ 11,303	\$ 11,136
Average Age	40	40	40	40
Average Total Experience	9	9	9	9
Average Experience in This Merged Area	4	4	4	4
Average Semester Hours of College Work	142	138	138	139
<u>SEX</u>				
All - Male	1,395	1,342	1,305	1,236
Female	557	516	490	425
Administrators Only - Male	178	183	177	197
Female	19	13	10	21
Student Service Only - Male	175	184	176	109
Female	63	75	73	43
Instructional Only - Male	1,042	975	950	930
Female	475	428	407	361
<u>AVERAGE AGE</u>				
All - Male	41	40	40	40
Female	39	40	39	40
Administrators Only - Male	43	41	41	41
Female	43	46	43	43
Student Service Only - Male	40	39	38	38
Female	40	41	41	41
Instructional Only - Male	41	40	40	40
Female	39	40	39	40
<u>AVERAGE SEMESTER HOURS</u>				
All - Male	150	146	145	164
Female	121	118	122	122
Administrators Only - Male	182	176	174	175
Female	114	127	113	128
Student Services Only - Male	178	164	164	168
Female	134	129	136	145
Instructional Only - Male	140	137	136	128
Female	120	115	119	119
<u>HIGHEST DEGREE</u>				
None - Male	266	257	267	255
Female	142	143	138	115
Associate - Male	20	15	15	12
Female	15	13	6	6
Bachelors - Male	280	271	247	225
Female	201	180	165	146
Masters - Male	752	723	707	690
Female	180	165	168	153
Specialist - Male	19	21	18	17
Female	11	9	9	2
Doctors - Male	58	55	49	37
Female	8	6	4	3
<u>RECEIVED HIGHEST DEGREE IN INSTITUTION LOCATED</u>				
In-State - Male	548	532	503	463
Female	228	202	190	161
Out-of-State - Male	567	552	533	521
Female	175	161	161	152

*Source: Iowa Professional School Employees Data Sheet

DATA ABOUT THE NUMBER OF PROFESSIONAL PERSONNEL, SALARY, AGE, EXPERIENCE, HIGHEST DEGREE EARNED, MAJOR POSITION, AND GRADUATE MAJORS EMPLOYED IN ADMINISTRATION IN ALL AREA SCHOOLS FOR THE 1973-74 SCHOOL YEAR

	Male Professional Personnel	Female Professional Personnel	All Professional Personnel	Mean salary (all staff)	Mean salary (full-time only)	Mean age - male	Mean age - female	Mean age - all	Mean total teaching experience - male	Mean total teaching experience - female	Mean total teaching experience - all	Received highest degree in Iowa inst.	Received highest degree outside Iowa
10	10	10	20										
11	10	10	20										
12	10	10	20										
13	10	10	20										
14	10	10	20										
15	10	10	20										
16	10	10	20										
17	10	10	20										
18	10	10	20										
19	10	10	20										
20	10	10	20										
21	10	10	20										
22	10	10	20										
23	10	10	20										
24	10	10	20										
25	10	10	20										
26	10	10	20										
27	10	10	20										
28	10	10	20										
29	10	10	20										
30	10	10	20										

HIGHEST DEGREE EARNED BY PERSONNEL

Type of degree	Male	Female	Total
None	1	-	1
Bachelor	8	1	9
Master	26	1	27
Specialist	4	-	4
Doctor	21	-	21

190	Mean total semester hours - male
145	Mean total semester hours - female
149	Mean total semester hours - all

Major	No. of Undergrad.	No. of Grad.	Major	No. of Undergrad.	No. of Grad.
Accounting	2	1	Economics	2	-
Business Ed.	16	5	History	1	-
English	1	-	Psychology	2	3
Speech	1	-	Journalism	1	1
Music	2	-	Other Social Science	9	-
Mathematics	6	1	Sociology	1	1
Voc-Tech	-	2	Religion	1	-
College Admin.	-	2	Agriculture	2	-
Health & P.E.	6	1	Industrial Arts	8	2
Biology	1	-	Gen. Sch. Admin.	1	24
Chemistry	2	1	Sec. Sch. Admin.	-	8
Physical Science	-	1	Elem. Sch. Admin.	-	2
Physics	1	-	Elementary Ed.	2	1
Trade & Indus.	2	3	Secondary Ed.	1	1
Guidance Counseling	-	3	General Science	2	1
Political Science	-	1			

Major Position	No. of Persons
Superintendent	13
Assistant Superintendent	8
Director	19
Dean	5
Manager	5
Coordinator	2
Supervisor	1
Administrative Assistant	7
Associate Superintendent	2

TABLE 43

DATA APPLICABLE TO THE NUMBER OF PROFESSIONAL PERSONNEL, SALARY, AGE, EXPERIENCE, HIGHEST DEGREE EARNED, MAJOR POSITION, AND GRADUATE MAJORS EMPLOYED IN CAREER EDUCATION IN ALL AREA SCHOOLS FOR THE 1973-74 SCHOOL YEAR

	Major Position	No. of Persons
633	Male Professional Personnel	1
337	Female Professional Personnel	2
970	All Professional Personnel	5
\$11,579	Mean salary (all staff)	1
12,246	Mean salary (full-time only)	2
41 yrs.	Mean age - male	5
37 yrs.	Mean age - female	1
40 yrs.	Mean age - all	4
7 yrs.	Mean total teaching experience - male	14
5 yrs.	Mean total teaching experience - female	22
6 yrs.	Mean total teaching experience - all	7
527	Received highest degree in Iowa inst.	2
266	Received highest degree outside Iowa	677

	Major Position	No. of Undergrad.	No. of Grad.
	Superintendent	16	2
	Asst't, Superintendent	145	66
	Evaluator	10	4
	Registrar	1	3
	Specialist	11	2
	Counselor	16	4
	Asst't, Dean/Director	22	18
	Director	-	4
	Coordinator	1	4
	Supervisor	17	5
	Librarian	19	4
	Chairman/Head	4	-
	Instructor	8	-
	Teacher/Coordinator	2	-
	Dean	3	-
	Manager	1	1

HIGHEST DEGREE EARNED BY PERSONNEL

Type of degree	Male	Female	Total
None	239	126	365
Associate	20	12	32
Bachelor	205	148	353
Master	163	47	210
Specialist	1	3	4
Doctor	5	1	6

	Mean total semester hours - male	Mean total semester hours - female	Mean total semester hours - all
109			
99			
105			

DATA ABOUT THE NUMBER OF PROFESSIONAL PERSONNEL, SALARY, AGE, EXPERIENCE, HIGHEST DEGREE EARNED,
MAJOR POSITION, AND GRADUATE MAJORS EMPLOYED IN COLLEGE PARALLEL IN ALL AREA SCHOOLS FOR THE 1973-74 SCHOOL YEAR

	Major Position	No. of Persons
430	Male Professional Personnel	1
117	Female Professional Personnel	5
547	All Professional Personnel	8
	Superintendent	1
	Director	37
	Coordinator	481
	Counselor	9
	Chairman/Head	3
	Instructor	1
	Teacher/Coordinator	1
	Assistant Dean/Director	
	Librarian	
	Supervisor	

Major	No. of		Major	No. of	
	Undergrad.	Grad.		Undergrad.	Grad.
Accounting	5	-	Economics	21	8
Business Ed.	56	46	Geography	5	4
Dramatic Art	8	15	History	47	46
English	85	71	Philosophy	5	-
Speech	19	19	Political Science	11	8
Art	14	17	Psychology	11	22
Music	30	28	Social Work	1	2
French	8	5	Jourhalism	2	1
German	4	3	Other Soc. Sci.	41	19
Latin	3	1	Sociology	14	17
Spanish	12	11	Homemaking	3	1
Mathematics	60	44	Industrial Arts	12	7
Voc-Tech	1	-	Gen. Sch. Admin.	-	15
Safety Ed.	2	1	Sec. Sch. Admin.	-	14
Spec. Ed.	-	3	Elem. Sch. Admin.	-	2
Health & P.E.	44	30	Secondary Ed.	19	22
Biology	47	41	Elementary Ed.	11	3
Chemistry	21	18	Guid. Counseling	-	20
General Science	11	7	Agriculture	4	-
Physical Science	6	7	Trade & Indus.	1	1
Physics	14	16	Nursing & Pub. Health	1	-
Reading	-	1			

221 Received highest degree in Iowa inst.
308 Received highest degree outside Iowa

HIGHEST DEGREE EARNED BY PERSONNEL

Type of degree	Male	Female	Total
None	8	2	10
Associate	-	1	1
Bachelor	14	13	27
Master	385	91	476
Specialist	6	4	10
Doctor	17	6	23

191 Mean total semester hours - male
173 Mean total semester hours - female
187 Mean total semester hours - all

2023

TABLE 45

DATA ABOUT THE NUMBER OF PROFESSIONAL PERSONNEL, SALARY, AGE, EXPERIENCE, HIGHEST DEGREE EARNED, MAJOR POSITION, AND GRADUATE MAJORS EMPLOYED IN STUDENT SERVICES IN ALL AREA SCHOOLS FOR THE 1973-74 SCHOOL YEAR

	Major Position	No. of Persons
116	Male Professional Personnel	22
117	Female Professional Personnel	3
133	All Professional Personnel	16
\$13,903	Mean salary (all staff)	3
13,903	Mean salary (full-time only)	16
39 yrs.	Mean age - male	3
35 yrs.	Mean age - female	9
39 yrs.	Mean age - all	63
13 yrs.	Mean total teaching experience - male	1
7 yrs.	Mean total teaching experience - female	8
12 yrs.	Mean total teaching experience - all	1
b7	Received highest degree in Iowa inst.	3
b4	Received highest degree outside Iowa	3

HIGHEST DEGREE EARNED BY PERSONNEL

Type of degree	Male	Female	Total
None	1	2	3
Bachelor	12	5	17
Master	95	9	104
Specialist	3	1	4
Doctor	5	-	5

130	Mean total semester hours - male
145	Mean total semester hours - female
120	Mean total semester hours - all

Major	No. of Undergrad.	No. of Grad.
Accounting	1	1
Business Ed.	17	4
Dramatic Art	1	1
English	9	1
Speech	4	1
Art	1	1
Music	3	1
Mathematics	5	2
Special Ed.	2	2
Health & P.E.	25	2
Biology	2	2
Physical Science	1	1
Latin	1	1
Chemistry	1	1
Trade & Indus.	-	1
Political Science	5	1

Major	No. of Undergrad.	No. of Grad.
Economics	4	1
History	12	1
Psychology	5	4
Journalism	1	1
Other Soc. Sci.	14	2
Sociology	10	2
Religion	1	1
Agriculture	5	2
Industrial Arts	12	1
Gen. Sch. Admin.	-	2
Sec. Sch. Admin.	-	8
Secondary Ed.	8	2
Elementary Ed.	2	-
Guidance Counsel.	-	87
General Science	5	-
Homemaking	1	-

DATA ABOUT THE NUMBER OF PROFESSIONAL PERSONNEL, SALARY, AGE, EXPERIENCE, HIGHEST DEGREE EARNED,
MAJOR POSITION, AND GRADUATE MAJORS EMPLOYED IN OTHER STUDENT SUPPORT IN ALL AREA SCHOOLS FOR THE 1973-74 SCHOOL YEAR

	Major Position	No. of Persons
41	Male Professional Personnel	7
27	Female Professional Personnel	3
68	All Professional Personnel	30
\$12,925	Mean salary (all staff)	
13,165	Mean salary (full-time only)	
41 yrs.	Mean age - male	27
41 yrs.	Mean age - female	2
41 yrs.	Mean age; - all	5
13 yrs.	Mean total teaching experience - male	3
9 yrs.	Mean total teaching experience - female	7
11 yrs.	Mean total teaching experience - all	1
29	Received highest degree in Iowa inst.	4
33	Received highest degree outside Iowa	1

HIGHEST DEGREE EARNED BY PERSONNEL

Type of Degree	Male	Female	Total
None	3	5	8
Bachelor	3	5	8
Master	32	17	49
Doctor	3	-	3
176	Mean total semester hours - male		
147	Mean total semester hours - female		
165	Mean total semester hours - all		

Major	No. of Undergrad.	No. of Grad.
Accounting	1	2
Business Ed.	5	7
English	10	1
Library Science	4	1
Mathematics	2	4
Voc-Tech	-	1
College Admin.	-	2
Spec. Ed.	2	5
Health & P.E.	2	-
Biology	1	3
General Science	3	1
Speech	2	6
Music	2	-
Spanish	1	1
French	1	1
Latin	1	1
Junior High Ed.	2	5
Accounting	1	1
Business Ed.	5	2
English	10	7
Library Science	4	1
Mathematics	2	4
Voc-Tech	-	1
College Admin.	-	2
Spec. Ed.	2	5
Health & P.E.	2	-
Biology	1	3
General Science	3	1
Speech	2	6
Music	2	-
Spanish	1	1
French	1	1
Latin	1	1
Junior High Ed.	2	5
Accounting	1	1
Business Ed.	5	2
English	10	7
Library Science	4	1
Mathematics	2	4
Voc-Tech	-	1
College Admin.	-	2
Spec. Ed.	2	5
Health & P.E.	2	-
Biology	1	3
General Science	3	1
Speech	2	6
Music	2	-
Spanish	1	1
French	1	1
Latin	1	1
Junior High Ed.	2	5

TABLE 47

DATA ABOUT THE NUMBER OF PROFESSIONAL PERSONNEL, SALARY, AGE, EXPERIENCE, HIGHEST DEGREE EARNED,
MAJOR POSITION, AND GRADUATE MAJORS EMPLOYED IN ALL AREA SCHOOLS FOR THE 1973-74 SCHOOL YEAR

105	Male Professional Personnel	Major Position	No. of Persons
35	Female Professional Personnel	Director	17
140	All Professional Personnel	Coordinator	52
\$12,278	Mean salary (all staff)	Supervisor	13
12,654	Mean salary (full-time only)	Chairman/Head	8
42 yrs.	Mean age - male	Instructor	35
39 yrs.	Mean age - female	Teacher/Coordinator	4
41 yrs.	Mean age - all	Dean	1
11 yrs.	Mean total teaching experience - male	Consultant	1
7 yrs.	Mean total teaching experience - female	Evaluator	1
10 yrs.	Mean total teaching experience - all	Ass't. Dean/Director	1
77	Received highest degree in Iowa inst.	Counselor	7
47	Received highest degree outside Iowa		

HIGHEST DEGREE EARNED BY PERSONNEL

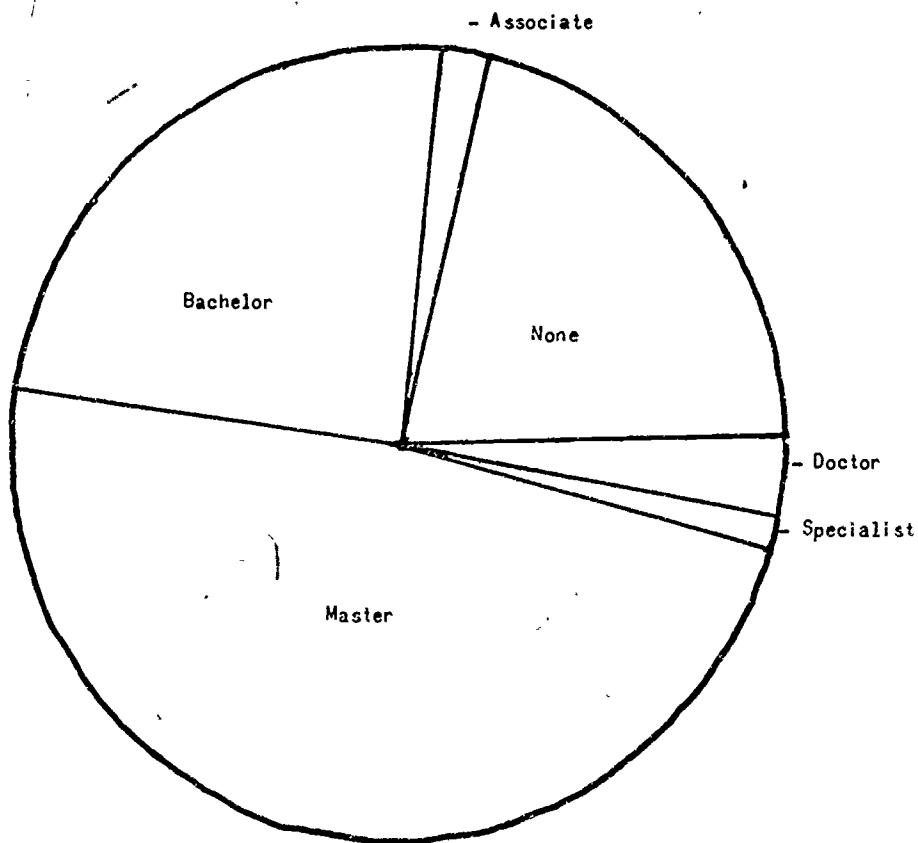
Type of degree	Male	Female	Total
None	14	4	18
Associate	-	2	2
Bachelor	31	24	55
Master	54	4	58
Specialist	4	1	5
Doctor	2	-	2

157	Mean total semester hours - male
120	Mean total semester hours - female
148	Mean total semester hours - all

Major	No. of Undergrad.	No. of Grad.	Major	No. of Undergrad.	No. of Grad.
Business Ed.	14	7	Economics	1	1
English	15	3	History	9	1
Art	2	1	Psychology	4	-
Mathematics	5	1	Sociology	5	1
Voc-Tech	4	4	Agriculture	22	6
College Admin.	-	1	Homemaking	7	-
Safety Ed.	-	1	Indus. Arts	7	5
Spec. Ed.	1	2	Gen. Sch. Admin.	-	7
Health & P.E.	9	1	Sec. Sch. Admin.	-	6
Biology	5	1	Secondary Ed.	8	6
Chemistry	1	-	Elementary Ed.	3	-
General Science	1	-	Guild, Counseling	-	14
Physical Science	3	1	Trade & Indus.	4	4
Journalism	1	-	Political Science	4	-
Speech	2	-	Other Soc. Science	8	2
Music	2	2	Religion	1	1
French	1	-	Philosophy	1	-
Reading	-	1			

FIGURE 8

HIGHEST FORMAL EDUCATIONAL ATTAINMENT OF AREA SCHOOL PROFESSIONAL EMPLOYEES



282

TABLE 48

NON-CERTIFIED STAFF
EMPLOYED BY AREA SCHOOLS IN FISCAL YEAR 1974

MERGED AREA I - (Northeast Iowa Area Vocational-Technical School) - Calmar

Category	Major Assignment	Number of Staff	Total FTE	Contractual Salaries		Hourly	
				FTE	Total Salary	FTE	Average Salary
Instructional Support Services	Instr. Support	2	1.80	-	-	1.80	2.53
Business Management	-	-	-	-	-	-	-
Clerical Secretarial	Secretarial	27	24.20	20.3	97,728	4,814	3.90
Custodial-Maintenance	Custodial	11	9.25	6.0	47,270	7,878	3.25
Food Service	Food Service	3	1.50	-	-	-	1.50
Student Center and Dormitories	Student Center	1	.75	-	-	-	.75
Total Non-Certified Staff		44	37.50				1.80

MERGED AREA II - (North Iowa Area Community College) - Mason City

Category	Major Assignment	Number of Staff	Total FTE	Contractual Salaries			Hourly	
				FTE	Total Salary	Average Salary	FTE	Average Salary
Instructional Support Services	Teacher Aide	5	3.25	2.00	\$ 7,145	\$ 3,573	1.75	2.60
	Coordinator	2	1.50	1.50	9,436	6,291	-	-
	Laboratory	1	1.00	1.00	4,200	4,200	-	-
Business Management	-	-	-	-	-	-	-	-
Clerical Secretarial	Receptionist	1	1.00	1.00	4,308	4,308	-	-
	Office Manager	2	2.00	2.00	9,516	4,758	-	-
	Secretary	21	19.00	18.50	83,175	4,496	.50	1.85
Custodial-Maintenance	Supervisor	1	1.00	1.00	10,392	10,392	-	-
	Custodian	13	12.50	12.00	74,058	6,172	.50	2.60
	Carpenter	1	1.00	1.00	8,340	8,340	-	-
	Matron	2	2.00	2.00	8,925	4,463	-	-
	Maintenance	1	1.00	1.00	8,340	8,340	-	-
	Security	2	2.00	2.00	5,322	5,322	1.00	2.50
	Storeroom	1	1.00	1.00	7,392	7,392	-	-
Food Service	-	-	-	-	-	-	-	-
Student Center and Dormitories	Lounge Supervisor	1	1.00	1.00	4,160	4,160	-	-
	Advisor	2	2.00	2.00	13,500	6,750	-	-
Total Non-Certified Staff		56	51.25					



TABLE 48 (continued)

MERGED AREA III - (Iowa Lakes Community College) - Estherville

Category	Major Assignment	Number of Staff	Total FTE	Contractual Salaries		Hourly	
				FTE	Total Salary	Average Salary	FTE
Instructional Support Services	Recruiter	1	1.00	-	\$ -	-	-
	Coordinator	5	5.00	4.00	41,654	10,414	1.00
	Journalism	1	.30	.30	1,300	4,333	-
	Adult Ed.	1	.60	-	-	-	.60
Business Management	Business Manager	1	1.00	1.00	15,000	15,000	-
	Book Store Bookkeeper	1	1.00	-	-	-	1.00
	Bookkeeper	2	2.00	-	-	-	1.00
Clerical Secretarial	Cler.-Secretarial	19	19.00	-	-	-	1.00
	Matron	2	1.00	-	-	-	1.00
Custodial-Maintenance	Custodian	3	2.50	-	-	-	2.50
	Food Service	-	-	-	-	-	-
Student Center and Dormitories	-	-	-	-	-	-	-
	-	-	-	-	-	-	-
Other	Information Officer	1	.50	.50	5,600	11,200	-
	Total Non-Certified Staff	37	33.90				

2021



MERGED AREA IV - (Northwest Iowa Vocational School) - Sheldon

Category	Major Assignment	Number of Staff	Total FTE	Contractual Salaries		Hourly Average Salary	
				FTE	Total Salary	FTE	Average Salary
Instructional Support Services	Medical	1	1.00	1.00	\$13,000	\$13,000	-
	Bookkeeper	2	2.00	2.00	10,296	5,148	-
Business Management	Secretary	2	2.00	2.00	7,592	3,796	-
	Bookstore	1	1.00	1.00	3,640	3,640	-
Clerical Secretarial	Office Manager	3	3.00	3.00	19,425	6,475	-
	Secretary	7	7.00	7.00	29,016	4,145	-
	Clerk	3	3.00	3.00	12,376	4,125	-
Custodial-Maintenance	Supervisor	1	1.00	1.00	7,090	7,090	-
	Custodian	2	2.00	2.00	11,440	5,720	-
Food Service	-	-	-	-	-	-	-
Student Center and Dormitories	Coordinator (Student Serv.)	2	2.00	2.00	18,000	9,000	-
Total Non-Certified Staff		24	24.00				

TABLE 48 (continued)

MERGED AREA V - (Iowa Central Community College) - Fort Dodge

Category	Major Assignment	Number of Staff	Total FTE	Contractual Salaries			Hourly	
				FTE	Total Salary	Average Salary	FTE	Average Salary
Instructional Support Services	Student Service	1	.50	.50	\$ 7,125	\$14,250	-	-
	Nurse	1	.85	.85	7,593	8,933	-	-
	Media Aide	1	.84	.84	7,000	8,333	-	-
	Instr. Serv.	1	1.00	1.00	7,947	7,947	-	-
Business Management	Business Manager	1	1.00	1.00	16,500	16,500	-	-
	Accountants	2	2.00	2.00	22,000	11,000	-	-
Clerical Secretarial	Clerical	12	7.83	7.83	37,065	4,734	-	-
	Secretary	24	23.10	23.10	98,888	4,281	-	-
Custodial-Maintenance	Supervisor	1	1.00	1.00	7,848	7,848	-	-
	Custodian	12	11.70	11.70	76,041	6,499	-	-
Food Service	-	-	-	-	-	-	-	-
Student Center and Dormitories	-	-	-	-	-	-	-	-
Total Non-Certified Staff		56	49.82					

MERGED AREA VI - (Iowa Valley Community College District) - Marshalltown

Category	Major Assignment	Number of Staff	Total FTE	Contractual Salaries		Hourly		
				FTE	Total Salary	Average Salary	FTE	Average Salary
Instructional Support Services	Ass't. Adult Dir.	1	1.00	1.00	\$13,500	\$13,500	-	-
	Health	1	1.00	-	8,600	8,600	-	-
	Media	1	.75	-	2,925	3,900	-	-
	Voc.-Rehab.	1	1.00	-	10,100	10,100	-	-
Business Management	Ass't. Business Man	1	1.00	1.00	10,500	10,500	-	-
	Bookkeeper	2	2.00	2.00	10,884	5,442	-	-
	Book Store Manager	1	1.00	1.00	4,357	4,357	-	-
Clerical Secretarial	Secretarial	19	17.87	17.87	86,182	4,823	-	-
	Clerical	7	4.75	4.75	18,650	3,926	-	-
Custodial-Maintenance	Custodial-Maint.	16	15.02	15.02	111,095	7,396	-	-
	Food Service	2	1.50	1.50	7,020	4,680	-	-
Student Center and Dormitories	Student Center and Dormitories	4	3.75	3.75	25,500	6,375	-	-
	Health Nurse	2	1.00	1.00	7,960	7,960	-	-
Total Non-Certified Staff		58	51.64					

TABLE 48 (continued)

MERGED AREA VII - (Hawkeye Institute of Technology) - Waterloo

Category	Major Assignment	Number of Staff	Total FTE	Contractual Salaries		Hourly Average Salary	
				FTE	Total Salary	FTE	Average Salary
Instructional Support Services	Instr. Support	-	-	-	-	-	-
Business Management	Ass't. Business Man	1	1.00	1.00	\$ 8,000	-	-
	Purchasing Agent	1	1.00	1.00	11,500	-	-
	Clerk	1	1.00	1.00	5,200	-	-
Clerical Secretarial	Clerical	5	5.00	5.00	22,672	4,534	-
	Secretarial	19	19.00	19.00	97,552	5,134	-
Custodial-Maintenance	Custodial	10	10.00	10.00	49,608	4,961	-
	Maintenance	7	7.00	7.00	52,778	7,540	-
Food Service	-	-	-	-	-	-	-
Student Center and Dormitories	-	-	-	-	-	-	-
Total Non-Certified Staff		44	44.00				

ERGED AREA IX - (Eastern Iowa Community College District) - Davenport

Category	Major Assignment	Number of Staff	Total FTE	Contractual Salaries		Hourly		
				FTE	Total Salary	Average Salary	FTE	Average Salary
Instructional Support Services	Instr. Support	1	1.00	1.00	\$10,300	\$10,300	-	-
Business Management	Coordinator	1	1.00	1.00	10,600	10,600	-	-
	Business Manager	1	1.00	1.00	14,400	14,400	-	-
	Account	1	1.00	1.00	11,000	11,000	-	-
	Purchasing Agent	1	1.00	1.00	10,300	10,300	-	-
Clerical Secretarial	Bookkeeper	3	3.00	3.00	16,432	5,477	-	-
	Secretary Clerical	35	33.32	12.37	70,549	5,703	.95	2.48
Custodial-Maintenance	Clerical	4	4.00	-	-	-	1.00	2.49
	Custodian	9	9.00	2.00	12,792	6,396	1.00	3.31
Food Service	Cook	2	2.00	2.00	7,176	3,588	-	-
	Student Center and Dormitories	-	-	-	-	-	-	-
Other	Outreach/Sp. Needs Dir, Vet's Affairs	-	-	-	-	-	-	-
	Coord. Prntg. Serv.	4	4.00	2.00	18,900	9,450	1.00	4.50
Total Non-Certified Staff		62	60.32					

TABLE 48 (continued)

MERGED AREA X - (Kirkwood Community College) - Cedar Rapids

Category	Major Assignment	Number of Staff	Total FTE	Contractual Salaries		Hourly Average Salary	
				FTE	Total Salary	FTE	Average Salary
Instructional Support Services	Instr. Support	40	35.00	33.44	\$303,704	\$ 9,082	-
Business Management	Business Mgmt.	17	17.00	17.00	182,269	10,722	-
Clerical Secretarial	Clerical	8	7.45	7.45	36,410	4,887	-
	Secretarial	49	48.35	48.35	260,732	5,393	-
	Other	21	20.25	18.25	94,424	5,174	-
Custodial-Maintenance	Dept. Head	1	1.00	1.00	11,304	11,304	7
	Other	20	18.04	18.04	136,920	7,590	-
Food Service		-	-	-	-	-	-
Student Center and Dormitories		-	-	-	-	-	-
		-	-	-	-	-	-
Other	Other	14	13.75	13.75	116,572	8,478	-
Total Non-Certified Staff		170	160.84				



ERGED AREA XI - (Des Moines Area Community College) - Ankeny

Category	Major Assignment	Number of Staff	Total FTE	Contractual Salaries			Hourly	
				FTE	Total Salary	Average Salary	FTE	Average Salary
Instructional Support Services	Instr. Support	16	16.00	15.00	\$114,292	\$ 7,619	-	-
Business Management	Business Manager	1	1.00	1.00	15,310	15,310	-	-
	Bookstore Manager	1	1.00	1.00	9,000	9,000	-	-
	I.D.P. Director	1	1.00	1.00	15,650	15,650	-	-
	Bookkeepers	3	3.00	3.00	20,509	6,835	-	-
	Accounting Clerks	7	7.00	7.00	35,337	5,048	-	-
	D.P. Clerks	5	5.00	5.00	36,306	7,261	-	-
	Purchasing Agent	1	1.00	1.00	10,666	10,666	-	-
Clerical Secretarial	Clerical	46	46.00	46.00	239,934	5,216	-	-
	Secretary	26	26.00	26.00	161,094	6,196	-	-
Custodial-Maintenance	Director	1	1.00	1.00	19,859	19,859	-	-
	Maintenance	5	5.00	5.00	47,550	9,510	-	-
	Custodial	7	7.00	7.00	55,719	7,960	-	-
Food Service	Supervisor	1	1.00	1.00	7,800	7,800	-	-
	Other	3	3.00	3.00	-	-	-	-
Student Center and Dormitories								
Total Non-Certified, Staff		124	124.00					

292

TABLE 48 (continued)

MERGED AREA XII - (Western Iowa Tech) - Sioux City

Category	Major Assignment	Number of Staff	Total FTE	Contractual Salaries		Hourly		
				FTE	Total Salary	Average Salary	FTE	Average Salary
Instructional Support Services	D.P. Programmer	1	1.00	1.00	\$ 9,600	\$ 9,600	-	-
	Other	7	7.00	7.00	35,500	5,071	-	-
Business Management	Business Mgmt.	4	4.00	4.00	23,801	5,900	-	-
Clerical Secretarial	Secretary	1	1.00	1.00	6,900	6,900	-	-
	Clerical	9	9.00	9.00	41,400	4,600	-	-
Custodial-Maintenance	Foreman	1	1.00	1.00	8,202	8,202	-	-
	Gustodian	4	4.00	4.00	25,698	6,425	-	-
Food Service								
Student Center and Dormitories								
Total Non-Certified Staff		27	27.00					

MERGED AREA XIII - (Iowa Western Community College) - Council Bluffs

Category	Major Assignment	Number of Staff	Total FTE	Contractual Salaries		Hourly		
				FTE	Total Salary	Average Salary	FTE	Average Salary
Instructional Support Services	Instr. Support	1	1.00	1.00	\$ 9,000	\$ 9,000	-	-
	Clerks	3	3.00	3.00	14,133	4,711.	-	-
Business Management	Clerk	1	1.00	1.00	4,983	4,983	-	-
	Secretaries	30	27.15	23.90	124,379	5,204	.65	2.24.
Clerical Secretarial	Foreman	1	1.00	1.00	16,259	16,259	-	-
	Custodian	23	19.05	17.20	105,870	6,155	.46	2.84
Custodial-Maintenance	Food Service	8	7.00	6.25	28,792	4,607	.75	1.90
	Student Center and Dormitories	1	.75	.75	2,943	3,924	-	-
Other	Other	8	5.35	3.00	17,102	5,701	.47	4.50
	Total Non-Certified Staff	76	65.30					

TABLE 48 (continued)

MERCED AREA XIV - (Southwestern Community College) - Creston

Category	Major Assignment	Number of Staff	Total FTE	Contractual Salaries			Hourly	
				FTE	Total Salary	Average Salary	FTE	Average Salary
Instructional Support Services	Instr. Support	3	2.75	\$ 14,000	\$ 5,091	2.75		
Business Management	Business Mgmt.	3	2.40	11,931	4,971	2.40		
Clerical Secretarial	Secretarial	6	6.00	25,928	4,321	6.00		
Custodial-Maintenance	Custodian	4	4.00	19,776	6,592	3.00	1.75	
Food Service		-	-	-	-	-	-	
Student Center and Dormitories		-	-	-	-	-	-	
Total Non-Certified Staff		16	15.15					

283-

295

REGIONAL AREA XV - (Indian Hills Community College) - Ottumwa

Category	Major Assignment	Number of Staff	Total FTE	Contractual Salaries			Hourly	
				FTE	Total Salary	Average Salary	FTE	Average Salary
Instructional Support Services	Instr. Support	1	1.00	1.00	\$ 8,456	\$ 8,456	-	-
	Business Management	1	1.00	1.00	16,750	16,750	-	-
Clerical Secretarial	Other	11	11.00	10.00	72,854	7,285	1.00	2.10
	Secretarial Clerical	18	18.00	18.00	85,496	4,750	-	-
Custodial-Maintenance	Clerical	9	9.00	9.00	40,476	4,497	-	-
	Superintendent	2	2.00	2.00	19,972	9,986	-	-
	Custodian	8	8.00	8.00	48,748	6,090	-	-
Food Service	Maintenance	4	4.00	3.00	25,466	8,389	1.00	2.00
	Food Service	2	2.00	2.00	7,200	3,600	-	-
Student Center and Dormitories								
Other	Correction Center	5	5.00	5.00	45,140	9,028	-	-
	Community Educ. C.O.C.	7	7.00	7.00	57,638	8,234	-	-
		2	2.00	2.00	13,000	6,500	-	-
	Information Officer	1	1.00	1.00	10,368	10,368	-	-
Total Non-Certified Staff		71	71.00					

TABLE 48 (continued)

MERCED AREA XVI - (Southeastern Community College) - Burlington

Category	Major Assignment	Number of Staff	Total FTE	Contractual Salaries		Hourly Average Salary	
				FTE	Total Salary	FTE	Average Salary
Instructional Support Services	Instr. Support	2	1.10	1.10	\$ 7,395	\$ 6,723	-
Business Management	Bookkeepers	3	3.00	3.00	17,160	5,720	-
	Book Store	3	1.72	1.72	12,356	7,184	-
Clerical Secretarial	Secretarial	9	8.81	8.81	49,824	5,655	-
	Clerical	10	7.30	7.30	32,148	4,404	-
Custodial-Maintenance	Foreman	1	1.00	1.00	11,232	11,232	-
	Custodians	4	4.00	4.00	24,960	6,240	-
Food Service	Food Service	2	1.46	1.46	7,722	5,289	-
Student Center and Dormitories		-	-	-	-	-	-
Total Non-Certified Staff		34	28.39				
Total Non-Certified Staff Employed By Area Schools		899	844.11				

LIBRARY

There is no better example of the unique design of the concept of Iowa's area schools than the library or instructional resource center in the fifteen merged area schools.

The library in each merged area has developed as a result of local philosophy, needs and resources. The libraries of the merged area schools have survived the external-internal demands to centralize, decentralize, add diverse types of media, concentrate on books and periodicals, use one system of card reference or another, add various recommended numbers of volumes, spend various percentages of total operating expenditures, and many other recommendations.

The libraries in the merged area schools have developed with the concept of an instructional resource center. These instructional resource centers serve the diversity of programs offered by area schools and frequently provide extensions of their services within specialized curriculums as well as accommodating branch campus requirements and other satellite attendance centers throughout the merged areas. In several area schools, major instructional resource centers are available on each of the major campuses.

The number of materials available in instructional resource centers vary considerably from one area school to another. Several of the area schools have well organized instructional resource centers with extensive materials; many of these institutions acquired a considerable portion of these materials from the former public community and junior colleges which merged with them. Other area schools have less extensive resources but are currently developing adequate instructional resource centers to meet the needs of the programs they offer.

The procedure for housing instructional resource materials also varies considerably. In some area schools the materials are housed in a single center. In other area schools the materials are dispersed to a much greater extent and are frequently housed in sites convenient to specialized programs.

Tables 49, 50, and 51 present the resources and staff of instructional resource centers in area schools. This information was obtained from an annual library report submitted to the Area Schools Division. The multi-campus area schools have combined their individual campus reports in some cases when compiling this report.

Table 49 presents information on the library staff available in instructional resource centers. This table includes all staff identified as holding positions in instructional resource centers. This table also indicates the presently vacant positions that will be filled. Table 50 presents information on resources available in instructional resource centers in area schools. This table provides information on the number of materials available as well as the materials added during the 1973-74 school year.

Table 51 presents information on library operating expenditures and library services during the 1973-74 school year. This table includes expenditures for library materials as well as library salaries.

Figure 9 presents a picture of the distribution of volumes by area schools. Area schools that merged with existing community and junior colleges generally have relatively larger holdings in proportion to student enrollments than those institutions that did not merge with any existing two-year institution although this situation is changing as other merged areas acquire needed resources.

TABLE 49.

1973-74 SCHOOL YEAR
LIBRARY STAFF

MERGED AREA	TYPE OF POSITION	SEX	HIGHEST DEGREE ATTAINED	NO. OF MONTHS EMPLOYED	SALARY	% OF TIME EMPLOYED
I - Calmar	Librarian	F	M.A.	10	\$12,711	100%
	Library Secretary	F	H.S.	12	4,800	100%
	Library Secretary	F	H.S.	6	2,200	50%
Dubuque	Head Librarian	M	M.A.	12	\$12,995	100%
	Assistant Librarian	F	M.A.	9	12,808	100%
	Media Director	M	M.A.	9	13,418	50%
	Library Secretary	F	A.A.	9	325 mo.	100%
	Library Clerk	F	Diploma	9	2.05 hr.	50%
	Library Clerk	F	A.A.	9	1.65 hr.	37%
III - Estherville	Media Assistant	F	Diploma	9	467 mo.	100%
	Dept. Head Lrng Ctr.	M	M.A.	12	\$18,264	100%
	Lrng. Ctr. Instructor	F	M.A.	12	16,234	100%
	Lrng. Ctr. Instructor	F	B.A.	12	4.00 hr.	50%
	Lrng. Ctr. Instructor	F	B.A.	12	4.80 hr.	50%
	Clerk	F	A.A.	12	4,056	100%
	Clerk	F	None	12	4,096	100%
	Clerk	F	None	12	4,056	100%
	Librarian - NIVS	F	M.A.	12	\$10,000	100%
	Head Librarian	F	1 yr.	12	5,512	100%
IV - Sheldon	Assistant Librarian	F	2 yrs.	12	4,977	100%
	Secretary & Interloan	F	1 yr.	12	2.25 hr.	33%
	Circulation Clerk	F	1 yr.	12	1.90 hr.	35%
	4 Student Pages	F	-	-	1.90 hr.	-
	Director of Libraries	M	M.A.	12	\$16,000	100%
	Librarian	M	M.A.	10	12,745	100%
	Librarian	F	M.A.	10	12,529	100%
	Clerical Aide	F	B.A.	9	9,120	100%
	Clerical Aide	F	B.A.	9	4,880	100%
	Clerical Aide	F	None	9	2,720	63%
V - Fort Dodge	Clerical Aide	F	None	9	1,036	25%
	Clerical Aide	F	None	9	3,250	75%
	Clerical Aide	F	None	9	1,318	30%
	Audio Visual Aide	M	B.A.	9	7,000	100%
	Secretary	F	A.A.	12	4,818	100%

TABLE 49 (continued)

LIBRARY STAFF

MERGED AREA	TYPE OF POSITION	SEX	HIGHEST DEGREE ATTAINED	NO. OF MONTHS EMPLOYED	SALARY	% OF TIME EMPLOYED	
VI - Marshalltown	Librarian	F	M.A.	11	\$16,843	100%	
	Librarian	F	M.A.	9	11,439	100%	
	Librarian	F	M.A.	9	5,265	50%	
	Clerical	F	H.S.	12	5,100	100%	
	Clerical	F	H.S.	9	3,168	100%	
	Iowa Falls	Director, L.R.C.	F	M.A.L.S.	11	\$14,791	100%
		Reference Librarian	F	M.A.L.S.	10.5	12,156	100%
		Media Specialist	M	M.A.	10	9,100	100%
		Secretary	F	B.A.	12	495 mo.	100%
		Secretary	F	B.A.	9	300 mo.	100%
		Clerk	F	A.A.	9.5	393 mo.	100%
		Clerk	F	A.A.	9.5	352 mo.	100%
		Clerk	F	A.A.	9.5	2.36 hr.	75%
Clerk		F	B.A.	9	1.98 hr.	40%	
VII - Waterloo		Media Dept. Chair Person	M	M.A.L.S.	12	\$13,000	100%
	Cataloger	M	M.A.L.S.	12	10,000	100%	
	Library Technician	F	M.A.L.S.	12	3,00 hr.	100%	
	Library Clerk	F	B.A. Jr., High Ed.	12	2.60 hr.	100%	
	IX - Clinton Muscatine	Director Lrng Resources	M	M.A.L.S.	12	\$11,800	100%
		Lib. Technical Ass't.	F	M.A.	12	3.00 hr.	100%
Library Secretary		F	A.A.S.	12	2.50 hr.	100%	
Library Director		M	M.A.	11	\$11,850	100%	
Assistant Librarian		F	M.A.	10	5,000	50%	
Secretary		F	H.S.	12	2.45 hr.	100%	
Scott	Librarian	M	M.S.L.S.	11	\$12,725	100%	
	Clerk	F	-	12	2.30 hr.	100%	
	Clerk	F	-	11	2.00 hr.	80%	
	Media Technician	M	B.S.	11	11,175	100%	
	Media Assistant	F	-	12	3.30 hr.	100%	

LIBRARY STAFF

MERGED AREA	TYPE OF POSITION	SEX	HIGHEST DEGREE ATTAINED	NO. OF MONTHS EMPLOYED	SALARY	% OF TIME EMPLOYED
X - Cedar Rapids	Head Librarian	F	M.A.	12	\$15,027	100%
	Associate Librarian	M	M.A.	6	6,108	100%
	Library Technical Ass't.	F	A.A.	9	5,397	100%
	Assistant Librarian	F	M.A.	6	5,292	100%
	Secretary	F	H.S.	12	5,760	100%
	Library Clerk	F	H.S.	10	4,224	100%
	Library Clerk	F	11th grade	12	4,240	100%
	Director	M	Ph.D.	12	2,735	15%
	Director	M	M.A.	12	\$18,275	100%
	Librarian	M	M.A.	12	15,500	100%
XI - Ankeny	Librarian	F	M.A.	12	10,524	100%
	Librarian	F	M.A.	12	8,500	100%
	Media Specialist	M	M.A.	12	13,000	100%
	Media Specialist	M	M.A.	12	13,000	100%
	Library Technician	F	-	12	5,760	100%
	Library Technician	F	-	12	5,799	100%
	Library Technician	M	-	12	5,094	100%
	Library Clerk	F	-	12	4,477	100%
	Librarian	M	M.A.	9 ¹	\$13,847	100%
	Library Clerk	F	-	9	4,477	100%
XII - Sioux City	Library Media Coordinator	M	M.L.S.	12	\$10,614	100%
	Library Aide	F	H.S.	12	3,837	100%
XIII - Clarinda	Librarian	F	M.A.	9	\$12,574	100%
	Clerk	F	-	12	4,983	100%
	Secretary	F	-	9	1,950	40%
	Secretary	F	-	9	2,822	75%
Co. Bluffs	Head Librarian	F	M.A.	12	\$12,000	100%
	Ass't Librarian	F	M.A.	12	9,900	100%
	Media Specialist	M	M.A.	12	11,200	100%
	Secretary	F	-	12	4,800	100%
	Media Secretary	F	-	12	4,900	100%

TABLE 49 (continued)

LIBRARY STAFF

MERGED AREA	TYPE OF POSITION	SEX	HIGHEST DEGREE ATTAINED	NO. OF MONTHS EMPLOYED	SALARY	% OF TIME EMPLOYED
XIV - Creston	Director	M	M.S.	12	\$17,800	67%
	Media Librarian	F	M.L.S.	11	12,000	67%
	Media Technician	F	A.A.	12	6,800	100%
XV - Centerville	Librarian	M	M.S.	10	\$14,819	100%
	Library Assistant	F	--	12	3,756	100%
	AV Director	M	M.S.	10	1,050	1/10%
XVI - Burlington	Librarian	F	M.A.	9	\$13,194	100%
	Media Specialist	M	M.S.	9	9,189	100%
	Evening Librarian	F	M.A.	9	1,897	50%
	Clerk	F	--	9	3,099	100%
	Librarian	M	M.A.	9	\$13,612	100%
Keokuk	Clerk	F	ADA	9	2,880	100%

1000's of Volumes

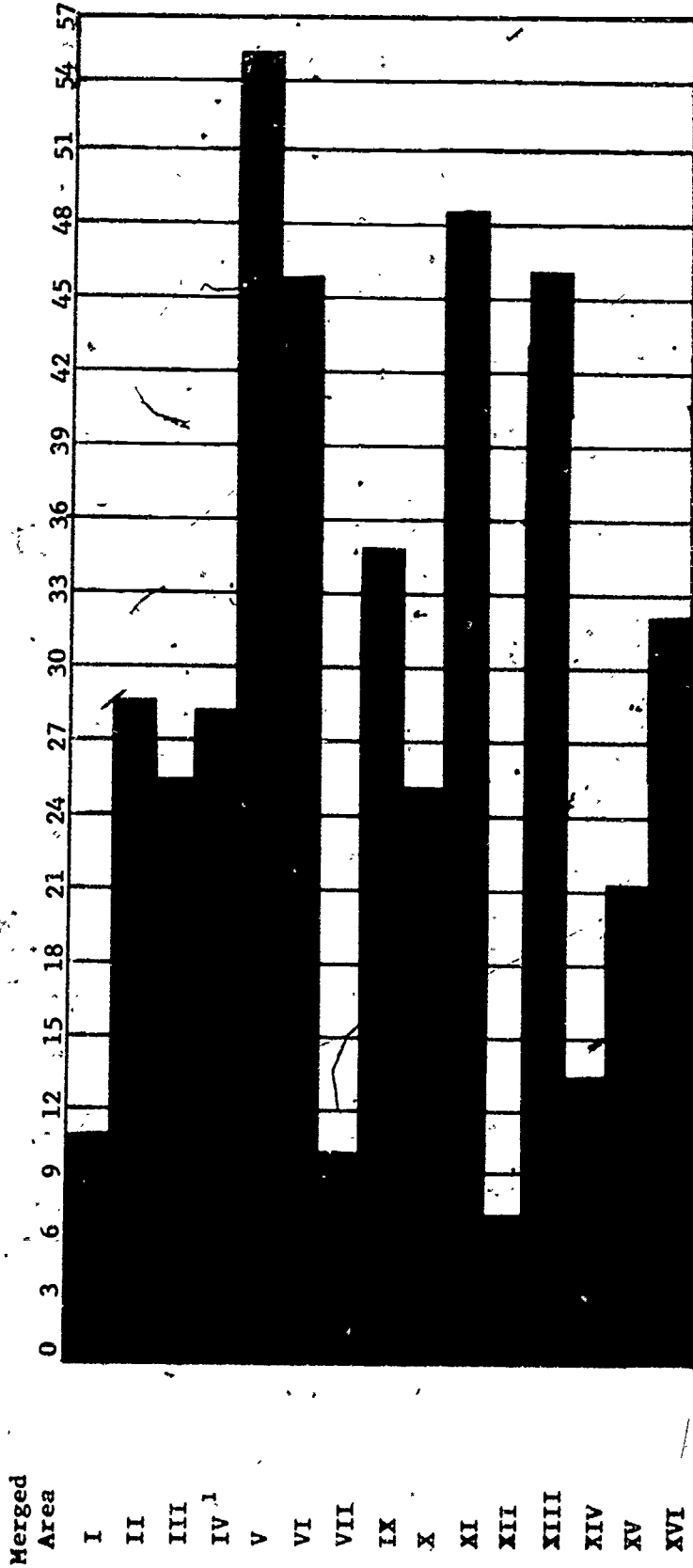


FIGURE 9
NUMBER OF VOLUMES HELD AT END OF 1973-74 SCHOOL YEAR BY AREA SCHOOLS

1.- Includes resources of Sheldon Public Library

TABLE 50

1973-74 SCHOOL YEAR
LIBRARY RESOURCES

BOOK COLLECTION	LIBRARY RESOURCES					
	AREA I Calmar	AREA II Mason City	AREA III Estherville	AREA IV Sheldon	AREA V Fort Dodge	AREA VI Marshalltown Iowa Falls
Number of volumes* held at end of previous year 1972-73	8,200	28,214	23,250	27,806	53,101	25,554
Adjusted end-of-year total	8,200	28,214	23,250	27,834	53,101	25,554
Number of volumes* added during year	1,323	1,453	1,967	676	3,099	1,627
Number of volumes* withdrawn during year	- 0 -	930	117	166	811	460
Total number of volumes* held at end of year 1973-74	9,623	28,737	25,334	28,314	55,381	26,721
*Exclude bound volumes of periodicals						
Number of back issues of periodicals	- 0 -	685	806	- 0 -	780	156
Bound volumes	- 0 -	224	381	- 0 -	1,285	2,217
Reels of microfilm						
NON-BOOK INVENTORY						
Type of Materials (Held at End of 1973-74 School Year)						
Periodicals (No. of Different Subscriptions)	168	361	282	175	682	327
Newspapers (No. of Different Subscriptions)	27	36	13	52	22	12
Charts and Pictures	31	467	- 0 -	- 0 -	150	319
Filmstrips (No. of Individual Titles)	375	324	844	36	175	154
Filmstrips, Sound (No. of Individual Titles)	- 0 -	- 0 -	- 0 -	131	55	146
Instructional Kits (No. of Complete Kits)	111	- 0 -	- 0 -	1	6	- 0 -
Maps	- 0 -	- 0 -	- 0 -	- 0 -	115	- 0 -
Microcards	- 0 -	- 0 -	- 0 -	- 0 -	- 0 -	172
Microfilm (No. of Reels)	- 0 -	224	381	- 0 -	1,285	2,224
Motion Picture - 16mm	21	34	15	35	1	- 0 -
Motion Picture - 8mm	- 0 -	- 0 -	- 0 -	- 0 -	- 0 -	183
Motion Picture - Loop Cartridge (No. of Titles)	56	- 0 -	50	5	206	- 0 -
Recordings, Cassette	76	358	780	56	300	650
Recordings, Disc	192	761	1,106	585	775	1,680
Recordings, Open Reel (Tapes)	320	- 0 -	67	- 0 -	200	19
Slides (No. of Slides)	2,472	2,901	6,244	1,800	2,520	763
Transparencies (No. of Transparencies)	1,067	- 0 -	11,063	125	1,150	20

1 Includes resources of Sheldon Public Library.



LIBRARY RESOURCES (CONTINUED)

	AREA VII ¹ Waterloo	AREA IX Clinton	Muscatine	AREA X Cedar Rapids	AREA XI Ankeny	Boone	AREA XII ² Sioux City
--	-----------------------------------	--------------------	-----------	------------------------	-------------------	-------	-------------------------------------

Number of volumes* held at end of previous year* (1972-73)	8,268	13,284	15,227	22,341	31,574	11,910	5,317
Adjusted end-of-year total	8,268	13,284	15,227	22,341	31,574	11,910	5,317
Number of volumes* added during year	1,020	876	376	2,919	4,352	743	1,389
Number of volumes* withdrawn during year	210	806	502	211	- 0 -	- 0 -	- 0 -
Total number of volumes* held at end of year 1973-74	9,078	13,354	15,101	25,049	35,926	12,653	6,708
*Exclude bound volumes of periodicals							
Number of back issues of periodicals	120	161	61	2,462	487	- 0 -	- 0 -
Bound volumes	3,586	617	736	674	1,384	454	- 0 -
Reels of microfilm							

NON-BOOK INVENTORY

Type of Materials (Held at End of 1973-74 School Year)

Periodicals (No. of Different Subscriptions)	653	270	265	290	590	85	321
Newspapers (No. of Different Subscriptions)	15	10	16	12	15	4	26
Charts and Pictures	60	33	50	50	1,062	- 0 -	447
Filmstrips (No. of Individual Titles)	247	85	34	274	200	446	324
Filmstrips, Sound (No. of Individual Titles)	- 0 -	39	46	- 0 -	932	- 0 -	478
Instructional Kits (No. of Complete Kits)	3,930*	14	10	275	112	110	61**
Maps	105	- 0 -	110	97	9	- 0 -	3
Microcards	2,215	- 0 -	12	- 0 -	856	- 0 -	- 0 -
Microfilm (No. of Reels)	3,586	617	736	674	1,314	429	- 0 -
Motion Picture - 16mm	30	2	- 0 -	10	18	- 0 -	29
Motion Picture - 8mm	25	- 0 -	- 0 -	9	- 0 -	- 0 -	- 0 -
Motion Picture - Loop Cartridge (No. of Titles)	17	- 0 -	- 0 -	159	161	4	220***
Recordings, Cassette	145	13	65	257	141	259	442
Recordings, Disc	85	268	587	371	178	880	134
Recordings, Open Reel (Tapes)	59	66	10	59	35	- 0 -	33
Slides (No. of Slides)	7,881	629	112	182	3,475	1,320	12,609
Transparencies (No. of Transparencies)	2,686***	304	- 0 -	97	891****	12	5,397

Also 2,165 Flash Cards

Also 44 Specimen

*Includes 3 Models

**Includes 61 Models

***Also 86 Video Tapes

****Includes 927 Study Prints

*****Also 137 Video Tapes

TABLE 50 (continued)

LIBRARY RESOURCES (CONTINUED)

BOOK COLLECTION	AREA XIII		AREA XIV		AREA XV		AREA XVI	
	Council Bluffs	Clarinda	Creston	Ottumwa	Centerville	Burlington	Keokuk	
Number of volumes* held at end of previous year.(1972-73)	14,189	29,418	11,954	2,200	17,071	18,551	11,736	
Adjusted end-of-year total	14,189	1,274	11,296	2,200	17,071	18,551	11,736	
Number of volumes* added during year	1,835	1,779	2,610	300	1,716	1,489	794	
Number of volumes* withdrawn during year	95	505	0	0	240	19	0	
Total number of volumes* held at end of year 1973-74	15,929	30,690	13,906	2,500	18,547	19,981	12,470	
*Exclude bound volumes of periodicals								
Number of back issues of periodicals								
Bound volumes	210	43	0	250	324	751	410	
Reels of microfilm	996	237	645	0	0	228	805	

NON-BOOK INVENTORY

Type of Materials (Held at End of 1973-74 School Year)

Periodicals (No. of Different Subscriptions)	231	180	285	100	133	172	70
Newspapers (No. of Different Subscriptions)	34	43	16	2	18	11	2
Charts and Pictures	211	605	0	0	0	46	0
Filmstrips (No. of Individual Titles)	69	282	150	0	8	98	156
Filmstrips, Sound (No. of Individual Titles)	0	64	285	1,675	112	0	85
Instructional Kits (No. of Complete Kits)	155	0	110	0	0	97	0
Maps	65	118	4	0	0	52	15
Microcards	0	0	0	0	0	0	0
Microfilm (No. of Reels)	996	237	645	0	66	228	805
Motion Picture - 16mm	11	1	0	0	0	13	26
Motion Picture - 8mm	1	0	0	0	0	1	0
Motion Picture - Loop Cartridge (No. of Titles)	120	77	250	0	0	82	134
Recordings, Cassette	139	166	581	25	260	91	42
Recordings, Disc	327	1,010	0	12	386	287	504
Recordings, Open Reel (Tapes)	88	23	0	0	250	156	38
Slides (No. of Slides)	1,405	2,839	4,100	0	5,185	2,289	511
Transparencies (No. of Transparencies)	315	572	0	0	0	1,130	56

1973-74 SCHOOL YEAR
LIBRARY OPERATING EXPENDITURES AND LIBRARY SERVICES

AMOUNTS ROUNDED OFF TO NEAREST DOLLAR.

OPERATING EXPENDITURES (1973-74 SCHOOL YEAR)

Total salaries, before deductions, of regular (non-hourly) library staff
Salary equivalents of contributed-service staff (voluntary service)
Total wages paid to students and other hourly assistants, before deductions
Expenditures for printed library materials
Expenditures for non-printed library materials
Other operating expenditures (including binding and rebinding)
Capital outlay expenditures for library materials

	AREA I Calmar	AREA II Mason City	AREA III Estherville	AREA IV Sheldon	AREA V Fort Dodge	AREA VI Marshalltown	Iowa Falls
	\$10,010	\$44,085	\$46,020	\$ - 0 -	\$75,416	\$42,095	\$52,064
	- 0 -	- 0 -	- 0 -	- 0 -	- 0 -	- 0 -	- 0 -
	4,772	8,824	8,396	- 0 -	6,341	3,130	6,923
	20,232	15,048	28,048	1,116	29,331	18,998	14,439
	- 0 -	21,248	incl. above	128	23,099	1,940	3,446
	- 0 -	11,345	12,904	585	8,265	7,385	10,968
	- 0 -	14,142	- 0 -	10,068	2,874	650	5,002
GRAND TOTAL	\$35,014	\$114,692	\$95,368	\$11,769	\$145,326	\$74,198	\$92,841

Estimated Value of Items Which Though Not Charged To Your Library Accounts, Constitute Library Materials or Services
Information services
Work study assistance (federal only)
Other (specify)

	\$ - 0 -	\$ - 0 -	\$ - 0 -	\$ - 0 -	\$ - 0 -	\$ - 0 -	\$ - 0 -
	3,200	- 0 -	5,200	- 0 -	7,910	10,225	677
	- 0 -	- 0 -	- 0 -	- 0 -	- 0 -	- 0 -	- 0 -

LIBRARY SERVICE (1973-74 SCHOOL YEAR)

Hours library open per week
Number of days library open per week
Library Open
Saturday
Sunday
School Policy allows general public (not registered as students) to check out library materials.

	40	59	60*	58	60	67	69
	5	5	6	6	6	5	6
	no	no	no	yes	no	no	no
	no	no	yes - 7-10**	no	yes	no	yes
	yes	yes	yes	yes	yes	yes	yes

*Library is open 5 days a week for a total of 57 hours at Emmetsburg Campus.

**Estherville Campus only.

LIBRARY OPERATING EXPENDITURES AND LIBRARY SERVICES (CONTINUED)

	AREA VII Waterloo	AREA IX Davenport	AREA IX Clinton	Muscatine	AREA X Cedar Rapids	AREA XI Ankeny	AREA XI Boone	AREA XII Sioux City
OPERATING EXPENDITURES (1973-74 SCHOOL YEAR)								
Total salaries, before deductions, of regular (non-hourly) library staff	\$21,350	\$14,222	\$12,767	\$18,708	\$54,827	\$99,880	\$17,776	\$16,302
Salary equivalents of contributed-service staff (voluntary service)	- 0 -	- 0 -	- 0 -	- 0 -	- 0 -	- 0 -	- 0 -	- 0 -
Total wages paid to students and other hourly assistants, before deductions	10,000	8,632	12,426	5,873	10,603	2,815	1,980	- 0 -
Expenditures for printed library materials	25,315	7,747	5,363	4,939	11,410	53,906	13,260	16,041
Expenditures for non-printed library materials	3,895	1,111	276	675	10,000	12,800	3,316	6,869
Other operating expenditures (including binding and rebinding)	2,788	1,734	939	1,330	419	15,851	578	11,584
Capital outlay expenditures for library	5,196	- 0 -	688	130	82,638	5,638	384	7,830
GRAND TOTAL	\$68,544	\$33,446	\$32,459	\$31,655	\$169,897	\$190,890	\$37,234	\$58,626

Estimated Value of Items Which Though Not Charged To Your Library Accounts, Constitute Library Materials or Services

	AREA VII	AREA IX	AREA IX	Muscatine	AREA X	AREA XI	AREA XI	AREA XII
Automation services	\$ - 0 -	\$ - 0 -	\$ - 0 -	\$ - 0 -	\$ 2,000	\$ - 0 -	\$ - 0 -	\$ - 0 -
Work study assistance (federal only)	5,130	1,078	6,127	2,165	15,067	1,471	1,584	- 0 -
Other (specify)	- 0 -	270	1,532	541	- 0 -	- 0 -	- 0 -	- 0 -

LIBRARY SERVICE (1973-74 SCHOOL YEAR)

	AREA VII	AREA IX	AREA IX	Muscatine	AREA X	AREA XI	AREA XI	AREA XII
Hours library open per week	40	48	54	48	77	68	52	40
Number of days library open per week	5	5	5	5	7	5	5	5
Library Open								
Saturday	no	no	no	no	yes	no	no	no
Sunday	no	no	no	no	yes	no	no	no
School Policy allows general public (not registered as students) to check out library materials.	yes	yes	yes	yes	no	yes	yes	no

LIBRARY OPERATING EXPENDITURES AND LIBRARY SERVICES (CONTINUED)

OPERATING EXPENDITURES (1973-74 SCHOOL YEAR)

Total salaries, before deductions, of regular (non-hourly) library staff
 Salary equivalents of contributed-service staff (voluntary service)
 Total wages paid to students and other hourly assistants, before deductions
 Expenditures for printed library materials
 Expenditures for non-printed library materials
 Other operating expenditures (including binding and rebinding)
 Capital outlay expenditures for library
 GRAND TOTAL

	AREA XIII		AREA XIV		AREA XV		AREA XVI	
	Council Bluffs	Clarinda	Creston	Ottumwa	Centerville	Burlington	Keokuk	
	\$41,835	\$20,379	\$39,597	\$2,200	\$20,506	\$25,876	\$15,287	
	- 0 -	- 0 -	- 0 -	- 0 -	- 0 -	- 0 -	- 0 -	
	5,472	6,241	5,040	- 0 -	- 0 -	8,963	4,958	
	19,500	5,287	11,405	926	14,155	14,664	4,852	
	4,000	9,476	9,490	- 0 -	952	2,282	854	
	12,269	410	7,051	- 0 -	5,609	960	451	
	7,159	- 0 -	6,593	- 0 -	952	1,382	1,502	
	\$90,056	\$41,793	\$79,156	\$3,126	\$21,668	\$54,127	\$27,884	

Estimated Value of Items Which Though Not Charged To Your Library Accounts, Constitute Library Materials or Services
 Automation services
 Work study assistance (federal only)
 Other (specify)

	\$ - 0 -	\$ - 0 -	\$ - 0 -	\$ 200	\$ - 0 -	\$ - 0 -	\$ - 0 -
	5,472	3,423	2,950	- 0 -	2,530	- 0 -	- 0 -
	- 0 -	- 0 -	- 0 -	- 0 -	1,220	- 0 -	- 0 -

LIBRARY SERVICE (1973-74 SCHOOL YEAR)

Hours library open per week
 Number of days library open per week
 Library Open

	61	55	63	30	61	61	42.5
	6	6	5	5	5	5	5
	no	no	no	no	no	no	no
	yes	yes	no	no	no	no	no
	yes	yes	yes	yes	yes	yes	no

School Policy allows general public (not registered as students) to check out library materials.

PHYSICAL FACILITIES

The area schools are currently in the midst of an extensive building program to complete the physical plant required for operating programs. Although some area schools were able to acquire facilities operated by former public community and junior colleges with which they merged, a number have had to begin operation in rented physical facilities while development was initiated on permanent facilities.

Funds for the development of physical facilities are obtained from three major sources: the local 3/4 mill levy for the Plant Fund; state grants for the construction of vocational facilities; and funds from federal sources such as the Higher Education Facilities Act of 1963.

The 3/4 mill local levy is a voted levy for a period not to exceed five years that must be approved by a majority of those voting in the merged area. The vocational grants are obtained as a result of appropriations by the General Assembly of Iowa and to date total \$15,500,000 for all area schools. The federal grants are obtained through an application procedure that is available only to institutions that meet certain federal requirements. To date, some area schools, particularly area vocational schools, have not had an opportunity to meet these federal requirements.

An amendment to Section 280A.22, approved by the Second Regular Session of the Sixty-fourth General Assembly in 1972 permits merged areas to borrow funds in anticipation of the collection of the tax voted for school facilities.

Table 52 presents the status of the state grants for the construction of vocational facilities, as of June 30, 1974. All of the funds appropriated by the General Assembly have been allocated to area schools in accord with recommendations of the Iowa State Board of Public Instruction and the State Advisory Committee for Area Schools and all of the funds appropriated by the General Assembly have been released to area schools.

Table 53 presents the status of the construction of buildings for vocational education programs as of June 30, 1974. This table includes only those buildings constructed with funds available from the state grants for vocational facilities.

Table 54 presents information on the sites acquired by area schools and the amounts expended to acquire these sites. The area school site at the Scott Campus was obtained as a gift.

Figure 10 is a graph showing in summary the amount of funds appropriated (\$15,500,000) for the construction of career education physical facilities allocated to each of the area schools.

Tables 55 and 56 present information on the number of square feet in buildings owned or rented by area schools at the end of fiscal year 1974.

Table 55 presents information on the individual buildings owned by area schools including location, date of original construction, building function, building condition and cost of building.

Table 56 presents information on the individual buildings rented by area schools including location, building function, building condition and rental payments;

100,000's of Dollars




FIGURE 10

ALLOCATION OF STATE GRANTS FOR VOCATIONAL FACILITIES

TABLE 52

 STATUS OF FUNDS FOR CONSTRUCTION OF VOCATIONAL FACILITIES
 (as of June 30, 1974)

Area	Amount Allocated	Planning	Amounts Released		Construction	Total Released	Balance
			Site Purchases				
I Calmar	\$ 840,000	\$ 35,000	\$ 49,275	\$ 755,725	\$ 840,000	\$ -----	
II Mason City	1,000,000	35,000	231,693	733,307	1,000,000	-----	
III Estherville	750,000	35,000	120,135	594,865	750,000	-----	
IV Sheldon	750,000	35,000	42,331	672,669	750,000	-----	
V Fort Dodge	850,000	35,000	100,774	714,226	850,000	-----	
VI Marshalltown	750,000	35,000	205,500	509,500	750,000	-----	
VII Waterloo	1,335,000	35,000	320,350	979,650	1,335,000	-----	
IX Bettendorf	1,190,000	35,000	GIFT-ALCOA	1,155,000	1,190,000	-----	
X Cedar Rapids	1,300,000	35,000	178,500	1,086,500	1,300,000	-----	
XI Ankeny	1,800,000	35,000	336,000	1,429,000	1,800,000	-----	
XII Sioux City	1,000,000	35,000	232,392	732,608	1,000,000	-----	
XIII Council Bluffs	1,250,000	35,000	405,600	809,400	1,250,000	-----	
XIV Creston	985,000	35,000	100,000	850,000	985,000	-----	
XV Ottumwa	950,000	35,000	217,215	697,785	950,000	-----	
XVI Burlington	750,000	35,000	280,833	434,167	750,000	-----	
	\$15,500,000	\$525,000	\$2,820,598	\$12,154,402	\$15,500,000	\$ -----	

TABLE 53

STATUS OF AREA SCHOOL BUILDING CONSTRUCTION WITH STATE GRANT MONIES
(as of June 30, 1974)

	State Allocation	Amount Released	Construction Status	Type	Square Feet	Construction Cost	Financial
Area I Calmar	840,000	840,000	Completed	Voc-Tech Shop	41,800	675,309	State Grant and 3/4 Mill Levy
			Completed	Voc-Tech Classroom	42,000	707,317	
Area II Mason City	1,000,000	1,000,000	Completed	Voc-Tech Building	53,970	1,298,382	State Grant and 3/4 Mill Levy
			Completed	Voc-Tech Building	24,250	519,600	
Area III Estherville	750,000	750,000	Completed	Voc-Tech Building	54,000	779,738	State Grant and 3/4 Mill Levy
Area IV Sheldon	750,000	750,000	Completed	Voc-Tech Building	36,270	819,216	State Grant and 3/4 Mill Levy
Area V Fort Dodge	850,000	850,000	Completed	Voc-Tech Building	50,000	773,721	State Grant and Federal Grant
Area VI Marshalltown	750,000	750,000	Completed	Voc-Tech Building	33,580	895,988	State Grant and Federal Grant 3/4 Mill Levy
Area VII Waterloo	1,335,000	1,335,000	Completed (3)	Voc-Tech Building	97,474	1,886,764	State Grant and 3/4 Mill Levy
			Completed	Voc-Tech Building	23,000	494,251	
Area IX Davenport	1,190,000	1,190,000	Completed	Voc-Tech Building	45,000	747,724	State Grant
Area X Cedar Rapids	1,300,000	1,300,000	Completed	Voc-Tech Building	199,000	3,482,388	State Grant Federal Grant 3/4 Mill Levy
Area XI Ankeny	1,800,000	1,800,000	Completed (3)	Voc-Tech Building	74,700	2,043,134	State Grant, Federal Grant, 3/4 Mill Levy
			Completed	IMC-Food Services	88,639	2,624,517	
Area XII Sioux City	1,000,000	1,000,000	Completed	Voc-Tech Building	52,200	1,249,965	State Grant 3/4 Mill Levy
Area XIII Council Bluffs	1,250,000	1,250,000	Completed	Voc-Tech Building	92,245	2,261,898	State Grant Federal Grant 3/4 Mill Levy

TABLE 53 (CONTINUED)

	State Allocation	Amount Released	Construction Status	Type	Square Feet	Construction Cost	Financial
Area XIV Creston	985,000	985,000	Completed	Voc-Tech Building & Arts & Science	104,000	1,827,653	State Grant Federal Grant 3/4 Mill Levy
Area XV Ottumwa	950,000	950,000	Completed	Voc-Tech Building	31,602	777,321	State Grant and 3/4 Mill Levy
Area XVI Burlington	750,000	750,000	Completed	Voc-Tech Building & Arts & Science	78,738	1,778,272	State Grant Federal Grant 3/4 Mill Levy

1 Does not include site cost, fees, or equipment.

TABLE 54
SUMMARY OF AREA SCHOOL SITES¹

Merged Area	Site	Total Buildings	Total Non-Buildings	Total Assigned Not in Use	Total Unassigned	Total Current Land	Total Expenditures For Land 1966-1974
I	<u>Calmar</u>						
	Main Campus	2.4	209.2	--	--	211.6	\$118460.00
	Off Campus	1.1	5.0	--	--	6.1	
	Leased Land	--	--	--	--	--	
II	<u>Mason City</u>						
	Main Campus	3.6	314.7	--	--	318.3	\$231142.00
	Off Campus	--	--	9.1	--	9.1	
	Leased Land	--	--	--	--	--	
III	<u>Emmetsburg</u>						
	Main Campus	2.0	158.0	--	--	160.0	\$171348.00
	Off Campus	--	--	--	--	--	
	Leased Land	--	--	--	--	--	
IV	<u>Estherville</u>						
	Main Campus	1.4	12.2	--	--	13.6	\$ 22321.00
	Off Campus	--	--	--	--	--	
	Leased Land	--	--	--	--	--	
V	<u>Sheldon</u>						
	Main Campus	2.2	143.7	--	--	145.9	\$120775.00
	Off Campus	.4	.5	--	--	.9	
	Leased Land	--	--	--	--	--	
VI	<u>Webster City</u>						
	Main Campus	.4	14.6	--	--	15.0	--
	Off Campus	--	--	--	--	--	
	Leased Land	.4	14.6	--	--	15.0	
VII	<u>Eagle Grove</u>						
	Main Campus	.2	.7	--	--	.9	--
	Off Campus	--	--	--	--	--	
	Leased Land	.2	.7	--	--	.9	
VIII	<u>Fort Dodge</u>						
	Main Campus	2.9	40.9	12.4	52.4	108.6	\$181960.00
	Off Campus	--	--	--	--	--	

TABLE 54 (continued)

SUMMARY OF AREA SCHOOL SITES (CON'T)

Merged Area	Site	Total Buildings	Total Non-Buildings	Total Assigned Not in Use	Total Unassigned	Total Current Land	Total Expenditures for Land 1966-1974
VI	<u>Marshalltown</u>						
	Main Campus	4.7	51.5	--	--	56.2	\$205000.00
	Off Campus Leased Land	--	--	--	--	--	
		1.3	159.9	--	--	161.2	
	<u>Ellsworth</u>						
	Main Campus	2.4	10.8	.4	--	13.6	\$128500.00
	Off Campus	--	--	--	--	--	
	Leased Land	.9	5.1	--	--	6.0	
VII	<u>Waterloo</u>						
	Main Campus	4.56	315.44	--	--	320.0	\$282150.00
	Off Campus	2.19	16.24	--	--	18.43	
	Leased Land	2.19	16.24	--	--	18.43	
IX	<u>Muscatine</u>						
	Main Campus	1.1	2.5	1.2	12.4	17.2	\$100131.00
	Off Campus	--	--	--	--	--	
	Leased Land	--	--	--	--	--	
		.8	13.21	1.0	--	15.0	\$117562.00
	Off Campus	--	--	--	--	--	
	Leased Land	1.0	--	--	--	1.0	
X	<u>Scott</u>						
	Main Campus	.7	.5	179.8	--	181.0	
	Off Campus	.8	.3	--	--	1.1	
	Leased Land	--	--	--	--	--	
	<u>Cedar Rapids</u>						
	Main Campus	3.8	311.2	--	--	315.0	\$408020.00
	Off Campus	1.0	--	--	--	1.0	
	Leased Land	1.0	--	--	--	1.0	

TABLE 54 (continued)

SUMMARY OF AREA SCHOOL SITES (CON'T)

Merged Area	Site	Total Buildings	Total Non-Buildings	Total Assigned Not in Use	Total Unassigned	Total Current Land	Total Expenditures for Land 1966-1974
XI	<u>Ankeny</u>						
	Main Campus	6.8	64.1	204.1	45.0	320.0	\$440000.00
	Off Campus Leased Land	-- --	-- --	-- --	-- --	-- --	-- --
XII	<u>Boone</u>						
	Main Campus	1.6	26.4	--	--	28.0	--
	Off Campus Leased Land	-- 1.6	-- 26.4	-- --	-- --	-- 28.0	-- --
XIII	<u>Sioux City</u>						
	Main Campus	3.3	11.8	128.2	--	143.3	\$234250.00
	Off Campus Leased Land	-- .3	-- --	-- --	-- --	-- .3	-- --
XIV	<u>Council Bluffs</u>						
	Main Campus	18.19	266.81	--	--	285.00	\$483699.00
	Off Campus Leased Land	-- --	-- --	-- --	188.75 --	188.75 --	-- --
XV	<u>Clarinda</u>						
	Main Campus	1.2	3.2	--	--	4.4	--
	Off Campus Leased Land	-- 1.2	-- 3.2	-- --	-- --	-- 4.4	-- --
XVI	<u>Creston</u>						
	Main Campus	2.4	384.6	10.0	--	397.00	\$160000.00
	Off Campus Leased Land	-- --	-- --	-- --	-- --	-- --	-- --
XVII	<u>Ottumwa</u>						
	Main Campus	4.3	210.8	--	--	215.1	\$215000.00
	Off Campus Leased Land	-- --	-- --	-- --	-- --	-- --	-- --
XVIII	<u>Centerville</u>						
	Main Campus	1.3	6.6	14.4	56.0	78.3	\$ 64500.00
	Off Campus Leased Land	-- --	-- --	-- --	-- --	-- --	-- --

TABLE 54 (continued)

SUMMARY OF AREA SCHOOL SITES (CON'T)

Merged Area	Site	Total Buildings	Total Non-Buildings	Total Assigned Not in Use	Total Unassigned	Total Current Land	Total Expenditures for Land 1966-1974
XVI	<u>Burlington</u>						
	Main Campus	2.29	107.88*	13.0	6.74	129.91*	\$263555.00
	Off Campus Leased Land	--	--	--	--	.18	
	<u>Keokuk</u>						
	Main Campus	.52	--	--	--	.52	--
	Off Campus Leased Land	--	--	--	--	.52	
TOTAL	Main Campus	75.06	2681.34	568.5	172.54	3493.43	\$3948373.00
	Off Campus	5.49	22.04	9.1	188.75	225.38	
	Leased Land	10.5	226.14	--	--	236.93	

1 - All totals expressed in acres.

*Resulted from condemnation purchase of 26.27 acres of the North Campus by Highway Commission.

TABLE 55
SUMMARY OF AREA SCHOOL PHYSICAL FACILITIES
(BUILDINGS)

MERGED AREA	DATE OF ORIG. CONST.	BUILDING NAME OR FUNCTION	BLDG CNID.	SOURCE OF FUNDS TO ACQUIRE BUILDINGS			LEASE PURCHASE ONLY			AREA IN SQUARE FEET										
				STATE APPROPRIATION	TAX LEVY PLANT FUND	FEDERAL GRANT TITLE I HEFA PL 88-204	PROCEEDS FROM SALE OF BUILDING	GIFTS AND GRANTS	PLANT FUND		GENERAL FUND		TOTAL COST OF BUILDING	GROSS SQUARE FEET	NET ASSIGNABLE SQUARE FEET					
									F.Y. 1974 PAYMENT	CUMULATIVE PAYMENTS	F.Y. 1974 PAYMENT	CUMULATIVE PAYMENTS								
I Calmar	1968	T & I	1	669,306																
	1968	Classroom	1	170,694	583,253															
	1970	Admins.	1		272,568															
	1970	Student Union	1		307,364															
II Mason City	1970	Tech Sc I	1	768,857	116,532	500,000														
	1970	Tech Sc 4	1		578,800															
	1971	Classroom	1																	
	1971	Library & Adm.	1																	
	1971	Science	1																	
	1971	Fine Arts	1																	
	1971	Multipurpose	1		325,564															
III Emetsburg	1970	Vocational	1	750,000	135,000															
	1971	Temporary	2	16,000	21,000															
	1971	Portable	3		7,000															
	1973	Libr. & Class	1		332,000	331,000														
IV Estherville	1972	Classroom	1		413,000	366,000														
	1972	Libr. & Office	1		30,000															
IV Sheldon	1967	Mech. Tech.	1	750,000	176,000															
	1935	Downtown Class.	1		8,123															
	1970	Bus & Ag.	1		261,000															
	1970	Construction	1		646,746															
	1973	Service Bldg.	1		95,232															

324



MERGED AREA	DATE OF ORIG. CONST.	BUILDING NAME OR FUNCTION	BLDG. COND.	SOURCE OF FUNDS TO ACQUIRE BUILDINGS				LEASE PURCHASE ONLY				AREA IN			
				STATE APPROPRIATION	TAX LEVY PLANT FUND	FEDERAL GRANT TITLE I HEFA PL. 88-204	PROCEEDS FROM SALE OF BUILDING	GIFTS AND GRANTS	PLANT FUND		GENERAL FUND		TOTAL COST OF BUILDING	GROSS SQUARE FEET	NET ASSIGNABLE SQUARE FEET
									F.Y. 1974 PAYMENT	CUMULATIVE PAYMENTS	F.Y. 1974 PAYMENT	CUMULATIVE PAYMENTS			
V	1974	Admin. Bldg.	1		276,153								10,219	9,247	
	1974	Voc-Tech Addl. Complex Bldg.	1		1,425,139								75,526	68,046	
Fort Dodge	1966		1		220,722								12,011	11,345	
	1967	Lib & Class	1		316,770	309,525							38,397	26,719	
	1967	Academic	1		406,768	397,475							45,801	39,210	
	1967	Voc-Tech	1	686,041	196,505	402,243							50,178	46,917	
	1940	Dodger Bldg.	1										19,344	17,389	
	N/A	Activity Ctr.	1	61,200									8,598	8,288	
	N/A	4H East	1	4,700									3,047	2,974	
	N/A	P.E. & Intram	1	10,800	16,990								5,920	5,782	
Eagle Grove	1966	Adm & Class	1							25,800	170,863		19,980	17,014	
Webster City	1968	Admin.	1										3,784	3,354	
	1968	Science	1										5,304	4,920	
	1968	Library	1							35,000	197,000		16,728	15,047	
VI	1969	Voc-Tech	1	505,086		500,000							33,100	22,720	
Marshalltown	N/A	Statehouse (Student Ctr.)	1										21,600	17,620	
	1968	McClure Hall	1		208,500								10,620	9,184	
Ellsworth	1972	Math Science	1		213,747	289,779							18,743	16,156	
VII	1969	Power Mech.	1	529,748	558,525								55,182	40,441	
Waterloo	1969	Mech Tech.	1	361,565	381,420								38,422	30,161	
	1969	Physical Plant	1	117,978	124,110								3,787		
	1909	Farm House.	1	13,000									1,234	1,049	
	1909	Barn-Other Bldg	1	21,200	800								13,000	11,688	
	1971	Electronics	1		559,960								22,182	16,750	
	1971	Engine Test	1		4,750								264	200	
	1972	Pole Barn	1		15,231								4,800	4,440	
	1972	Greenhouse	1		6,182								1,320	1,266	
	1972	Police Lab.	1		117,673								6,194	5,578	
	1972	Phys. Plant Adm.	1		152,081								6,589	5,383	
	1974	Tech Arts	1		1,106,395								44,968	30,949	

TABLE 55 (continued)

MERGED AREA	DATE OF ORIG. CONST.	BUILDING NAME OR FUNCTION	BLDG. COND.	SOURCE OF FUNDS TO ACQUIRE BUILDINGS				LEASE PURCHASE ONLY				AREA IN			
				STATE APPROPRIATION	TAX LEVY PLANT FUND	FEDERAL GRANT TITLE I HEFA PL 88-204	PROCEEDS FROM SALE OF BUILDING	GIFTS AND GRANTS	PLANT FUND		GENERAL FUND		TOTAL COST OF BUILDING	GROSS SQUARE FEET	NET ASSIGNABLE SQUARE FEET
									F.Y. 1974 PAYMENT	CUMULATIVE PAYMENTS	F.Y. 1974 PAYMENT	CUMULATIVE PAYMENTS			
IX															
Muscatine	1967	Office Annex	1		11,455									800	583
	1966	Building #4	1		27,355									2,940	2,420
	1971	Gackla Hall	1		205,437		205,437							14,938	7,500
	1950	Adult Ed	3		10,000									3,316	2,946
	1963	Strahan Hall	1		358,139									26,400	17,991
	1965	Student Person	1		9,428									1,056	1,003
Clinton	1965	Adm. & Instr.	1		715,410									36,000	28,724
	1970	Instruction	1		28,359									1,800	1,625
Scott	1969	Instruction	1	1,050,727											
	N/A	Instruction	2		133,428									39,000	26,233
	N/A	Instruction	2		285,499									14,950	11,539
														24,240	20,487
X															
Cedar Rapids	1969	Linn Hall	1	986,000	2,356,000	884,000								190,000	136,427
	1972	Farrowing	1											2,880	2,832
	1971	Storage	1											3,456	3,456
	N/A	Farm Lab	3		3,000										
	1971	Dairy Bldg.	1											12,592	12,592
	1968	Y Science	1											3,200	3,200
	1968	QP Seminar	1											1,520	1,500
	1968	UV Art Bldg.	1											848	848
	1968	WY Lounge	1											2,096	2,056
	1968	LRC Library	1											2,096	2,056
	1968	O Physics	1											7,584	7,424
	1968	AB Classroom	1											1,040	1,000
	1968	S Lecture	1											1,524	1,484
	1968	R Music	1											2,027	1,987
	1968	CD Classroom	1											1,520	1,500
	1968	EF Classroom	1											1,524	1,484
	1968	RR Restroom	1											1,524	1,484
	1968	1 Office	1											1,136	1,086
	1968	2 Office	1											1,524	1,484
	1968	3 Office	1											1,524	1,484

323



MERGED AREA	DATE OF ORIG. CONST.	BUILDING NAME OR FUNCTION	BLDG. COND.	SOURCE OF FUNDS TO ACQUIRE BUILDINGS			LEASE PURCHASE ONLY				AREA IN SQUARE FEET					
				STATE APPROPRIATION	TAX LEVY PLANT FUND	FEDERAL GRANT TITLE I HEFA PL 88-204	PROCEEDS FROM SALE OF BUILDING	GIFTS AND GRANTS	PLANT FUND: F.Y. 1974 PAYMENT	CUMULATIVE PAYMENTS	GENERAL FUND: F.Y. 1974 PAYMENT	CUMULATIVE PAYMENTS	TOTAL COST OF BUILDING	GROSS SQUARE FEET	NET ASSIGNABLE SQUARE FEET	
X Cedar Rapids (continued)	1973	CC-DD Offices	1							5,669	5,669	5,669	28,300	1,536	1,344	
	1973	AA-88 Classroom	1							5,670	5,670	5,670	28,301	1,536	1,344	
	1968	HG Classroom	1							16,345	16,345	16,345	33,666	1,524	1,484	
	1968	JJ Classroom	1							16,345	16,345	16,345	33,666	1,524	1,484	
	1968	LK Classroom	1							16,345	16,345	16,345	33,666	1,524	1,484	
	1968	T Science	1							16,266	16,266	16,266	33,514	1,520	1,520	
	1968	MN Classroom	1							16,345	16,345	16,345	33,666	1,524	1,484	
	1974	Hort. Bldg.	1							17,005	17,005	17,005	51,017	12,068	11,804	
	1974	Ag. Sanit. Bldg.	1							33,889	33,889	33,889	67,778	3,200	2,054	
	XI Ankeny	1969	Utility Bldg.	1	128,000	118,000	84,000							330,000	4,100	
		1969	Ind. Mfg.	1	290,000	271,000	189,000							750,000	28,700	21,121
		1969-74	Health Science	1	213,000	848,000	139,000							1,200,000	37,000	26,207
		1969-72	Data Proc.	1	163,000	596,000	106,000							865,000	51,000	21,034
		1970	Media Center	1	728,000	677,000	475,000							1,880,000	64,500	45,677
1970		Food Services	1	278,000	260,000	182,000							720,000	24,800	18,379	
1968		Building #1	1								471,720	471,720	720,000	39,340	33,196	
1968		Building #2	1								93,305	93,305	134,000	8,100	7,146	
1968		Building #3	1								93,305	93,305	134,000	8,100	6,726	
1968		Building #4	1								93,305	93,305	134,000	8,100	6,456	
1968		Building #5	1								93,305	93,305	134,000	8,100	6,586	
1969		Building #6	1								119,232	596,160	170,000	11,700	9,225	
1969		Building #7	1										300,000	20,700	16,391	
XI Boone		1968	Academic	1							86,865	388,330	1,020,000	48,000	45,423	
	1968	Phys. Ed.	1									328,000	22,200	19,609		
XII Sioux City	1970	T & I Bldg.	1	569,608	891,502							1,461,110	52,152	43,268		
	1974	Para Prof.	1		2,364,583							2,364,583	127,771	90,188		
XIII Council Bluffs	1969	Lee DeForest	2	1,250,000	680,540	500,000						2,430,540	75,993	44,201		
	1972	Hoover Lib.	2									222,377	6,163	6,119		
	1972	Kanesville Ctr.	2									551,209	15,556	12,120		
	1972	Dodge Bldg.	2									96,849	48,218	42,084		
	1972	Lewis Bldg.	2									90,041	19,928	16,544		

324

TABLE 55 (continued)

MERGED AREA	DATE OF ORIG. CONST.	BUILDING NAME OR FUNCTION	BLDG. COND.	SOURCE OF FUNDS TO ACQUIRE BUILDINGS			LEASE PURCHASE ONLY				AREA IN SQUARE FEET				
				STATE APPROPRIATION FUND	TAX LEVY PLANT FUND	FEDERAL GRANT TITLE I HEFA FL 88-204	PROCEEDS FROM SALE OF BUILDING	GIFTS AND GRANTS	PLANT FUND		GENERAL FUND		TOTAL COST OF BUILDING	GROSS SQUARE FEET	NET ASSIGNABLE SQUARE FEET
									F.Y. 1974 PAYMENT	CUMULATIVE PAYMENTS	F.Y. 1974 PAYMENT	CUMULATIVE PAYMENTS			
XIV Creston	1970	Acad.-Tech	1	985,000	741,152	646,769							2,372,921	104,416	97,810
XV Ottumwa	1943	Pol. Aca. (3)	1										30,000	12,240	9,717
	1943	Admin. (4)	1										30,000	12,240	8,895
	1943	Hlth Occ. (5)	1										30,000	12,240	8,269
	1943	Career Orientation (17)	1										13,000	12,240	8,644
	1943	Medla Ctr (18)	1										17,000	12,240	8,750
	1943	Stnt. Ctr (40)	2										49,000	16,536	12,589
	1943	Com Educa (41)	2										49,000	16,536	12,091
	1943	Cul Arts (42)	1										35,000	10,269	9,343
	1943	Maint Shop (43)	2										2,000	1,513	1,401
	1943	Building (44)	2										70,000	22,983	22,044
	1943	Maint Stor (45)	2										2,000	1,152	1,000
	1943	Storage (54)	4										20,000	46,033	
	1943	Farm Mach. (56)	1										20,000	7,742	6,214
	1971	Bus & Tech (58)	1	698,000	31,000								729,000	31,000	20,753
Centerville	1949	Stor. Shed	4		500								500	1,200	1,200
	1970	Phys Ed	1		34,271								34,271	2,972	2,930
	1939	Stnt Lounge	3		16,000								16,000	4,620	4,345
	1939	Maintenance	3		1,000								1,000	858	858
	1970	Art	1		19,992								19,992	1,760	1,333
	1970	Business	1		19,992								19,992	1,760	1,610
	1970	Ind. Arts	1		77,109								77,109	6,480	6,061
	1970	Library	1		19,992								19,992	6,480	5,695
	1970	Science	1		77,109								77,109	6,480	5,782
	1971	Student Pers.	2		6,000								6,000	1,760	1,709
	1939	Soc Sci Off	2		3,500								3,500	816	616
	1970	Lecture #4	1		19,992								19,992	1,760	1,610
	1970	Lecture #17	1		19,992								19,992	1,760	1,610
	1970	Lecture #18	1		19,992								19,992	1,760	1,610
	1970	Lecture #19-20	1		19,992								19,992	1,760	1,610
	1970	Lecture #15-16	1		19,992								19,992	1,760	1,610
	1939	Administration	2		20,000								20,000	4,800	4,523
	1973	Multi-Purpose	1		154,263								154,263	15,600	14,636



XVI

MERGED AREA	DATE OF ORIG. CONST.	BUILDING NAME OR FUNCTION	BLDG. COND.	SOURCE OF FUNDS TO ACQUIRE BUILDINGS				LEASE PURCHASE ONLY				AREA IN SQUARE FEET			
				STATE APPROPRIATION	TAX LEVY PLANT FUND	FEDERAL GRANT TITLE I HEFA PL 88-204	GIFTS FROM SALE OF BUILDING	PLANT FUND		GENERAL FUND		TOTAL COST OF BUILDING	GROSS SQUARE FEET	NET ASSIGNABLE SQUARE FEET	
								F.Y. 1974 PAYMENT	CUMULATIVE PAYMENTS	F.Y. 1974 PAYMENT	CUMULATIVE PAYMENTS				
Burlington	1972	Instruction	1	514,444	1,135,279	295,543	95,006**						84,833	2,039,272	65,783
	1967	Mobile Unit I	1		8,738								800	8,738	750
	1967	Mobile Unit II	1		8,738								800	8,738	750
	1967	Mobile Unit III	1		8,738								800	8,738	750
	1967	Mobile Unit IV	1		8,738								800	8,738	750
	1967	Mobile Unit V	1		8,738								800	8,738	750
	1967	Mobile Unit VI	1		8,738								800	8,738	750
	1969	Mobile Unit 1	1		1,000								490	1,000	490
Keokuk	1967	Mobile Unit 1	6		8,895								800	8,895	750
	1967	Mobile Unit 2	6		8,895								800	8,895	750

*Four (4) buildings under one (1) lease-purchase agreement. Payments include interest. Total cost of buildings including interest 626,746.29. Total cost of excluding interest 574,818.18.

**Interest from investments in plant fund.

BUILDING CONDITION

1. Satisfactory - Suitable for continued use with normal maintenance.
2. Remodeling A - Requires restoration to present acceptable standards without major room use changes, alterations, or modernizations. The approximate cost of "Remodeling A" is not greater than 25% of the estimated replacement cost of the building.
3. Remodeling B - Requires major updating and/or modernization of the building. The approximate cost of "Remodeling B" is greater than 25%, but not greater than 50% of the estimated replacement cost of the building.
4. Remodeling C - Requires major remodeling of the building. The approximate cost of "Remodeling C" is greater than 50% of the replacement cost of the building.
5. Demolition - Should be demolished or abandoned because the building is unsafe or structurally unsound, irrespective of the need for the space or the availability of funds for a replacement. This category takes precedence over categories 1, 2, 3, and 4. If a building is scheduled for demolition, its condition is recorded as "demolition," regardless of its condition.
6. Termination - Planned termination or relinquishment of occupancy of the building for reasons other than unsafeness or structural unsoundness, such as abandonment of temporary units or vacation of leased space. This category takes precedence over categories 1, 2, 3, and 4. If a building is scheduled for termination, its condition is recorded as "termination," regardless of its condition.

TABLE 56
SUMMARY OF AREA SCHOOL PHYSICAL FACILITIES
BUILDINGS - LEASED (NOT OWNED OR IN PROCESS OF LEASE-PURCHASE)

MERGED AREA	SITE	EXPIRATION DATE OF LEASE	BUILDING NAME OR FUNCTION	BUILDING CONDITION	1974 RENT PAYMENT	AREA IN SQUARE FEET	
						GROSS SQUARE FEET	NET ASSIGNABLE SQUARE FEET
I - Calmar	Decorah Haugen	June 30, 1975	Cosmetology	1	2,100	4,401	3,625
	Ft. Atkinson Kopel	June 30, 1976	South	1	4,200	9,280	6,713
	City Gym	June 30, 1975	North	1	1,020	6,214	6,214
Dubuque	Dubuque Building	June 30, 1976	Off	1	42,000	19,599	16,155
	Hackney Building	June 30, 1975	Welding	1	4,000	2,568	2,428
	Wahlert	August 31, 1974	Child Care	1	728	702	702
	Even	June 30, 1975	Auto Mechanics, Heating and Air Conditioning	1	13,008	7,200	7,001
	Nessler Elks	August 31, 1976 May 31, 1974	Dental Assistant Food Service	1	4,440 2,925	1,754 1,167	1,599 1,167
III - Mason City	Mason City	July 31, 1974	Mid-states Spl Carpentry	6	1,800	3,600	3,200
	Mason City	August 31, 1974	Portland Quanset Storage	1	2,000	8,000	8,000
III - Emmetsburg	Anderson Highway Mtrs.	July 1, 1975	Carpentry	2	3,240	4,000	3,735
	Kossuth Co Hospital	June 30, 1975 (annual) June 30, 1975 (annual)	Secondary Power Mech. Health Occupations	2	4,200 1,200	5,000 1,000	4,884 750
	Co. State Bank Great Plains	June 30, 1975 (perpetual) June 30, 1975 (perpetual)	Adm. Office Adult Ed.	3	1,200	2,256	2,256
IV - Sheldon	NONE			2	780	836	836
	Classrooms	June 30, 1974	Ag. Business, Business Ed. Voc. Off. Clerical, Sec. Cosmetology, Engine Mech. and Health Occupations	1	3,000	19,127	17,211
V - Storm Lake	Classrooms	June 30, 1974	Health Occupations, Engine Mechanics, Public Serv.	1	5,400	5,339	4,508

327



TABLE 56 (continued)

MERGED AREA	SITE	EXPIRATION DATE OF LEASE	BUILDING NAME OR FUNCTION	BUILDING CONDITION	1974 RENT PAYMENT	AREA IN SQUARE FEET	
						GROSS SQUARE FEET	NET ASSIGNABLE SQUARE FEET
VI - Marshalltown	Central Building	June 30, 1975	Arts & Science	4		30,000	26,995
	John Childs	June 30, 1975	Arts & Science	4	28,577	7,840	7,063
	Gym Building	June 30, 1975	Arts & Science	4		14,470	13,033
	Coliseum	August 15, 1975	Arts & Science	4	12,200	9,300	8,347
	Mach West	June 30, 1975	Health Occupations	4	3,500	1,800	1,620
	ILC	April 30, 1975	Special Needs	4	3,900	3,260	1,850
	Admin.	June 30, 1975	Adm. Offices	4	5,244	3,800	3,400
	New Main	June 30, 1993	Arts & Science	1		19,600	17,655
	Caroline Hall	June 30, 1993	Arts & Science	2		17,400	15,655
	Bullock-Jones	June 30, 1993	Arts & Science	4	24,434	5,900	5,323
VII - Waterloo	Huntz Hall	June 30, 1993	Arts & Science	4		1,300	1,164
	North Elementary	June 30, 1975	Arts & Science	1	10,500	6,450	5,795
	High School	June 30, 1975	Arts & Science	1		6,500	4,100
	Airline Hwy. Front	December 31, 1976	Vocational	1		20,000	17,234
	Airline - Rear	December 31, 1976	Vocational	1	43,420	16,000	9,933
	2800 Falls Avenue	December 31, 1977	Vocational	1		12,600	9,284
	Falls Ave Annex	December 31, 1975	Vocational	1	9,216	1,101	832
	224 Commercial	April 30, 1978	Spec. Needs, Lng. Ctr. Activ.	2	10,500	25,600	19,053
	Ansborough School	July 31, 1976	Learn Ctr., Police Sci.	2	6,538	6,026	5,176
	Lafayette School	April 5, 1976	Vocational	2	1,000	17,393	11,393
IX - Davenport	Central Office	June 30, 1974	Administration	1	7,800	4,000	3,800
	Career Assist. Cent.	June 30, 1974	Special Needs	3	15,000	9,000	4,860
	Miss Valley Fairgrounds	August 31, 1974	Autobody Repair	2	7,800	9,950	9,121
	Reg. Comp. Center	June 30, 1974	Computer	1	6,000	4,400	4,048
	W.J. Yound Gym	June 30, 1974	Arts & Science, Phys. Ed.	1	3,902	7,650	7,650
	Jane Lamb Hosp. Nurses Home	June 30, 1974	LPN	1	1,500	2,608	2,608
	C.R.-S.W. Rockford Road	June 30, 1975	Skill Ctr & Ag. Mechanics	3	42,000	50,501	42,806
	Career Center-Iowa City	June 30, 1976	Career Center	1	4,800	2,700	2,700

TABLE 56 (continued)

MERGED AREA	SITE	EXPIRATION DATE OF LEASE	BUILDING NAME OR FUNCTION	BUILDING CONDITION	1974 RENT PAYMENT	AREA IN SQUARE FEET	
						GROSS SQUARE FEET	NET ASSIGNABLE SQUARE FEET
XI - Ankeny	Des Moines MDTA - 2600B	September 30, 1974	Manpower Program	1	64,236	37,588	28,191
	MDTA - 2403B	September 30, 1974	Manpower Program	1	54,000	32,500	24,375
	Urban Center	August 1, 1974	SCC-Clerical, College				
	Urban Center	30 day lease	Trans, Adult, Career	2	36,000	12,800	9,600
	Adult Ed.-401 E.6th	December 31, 1974	Masonry Construction	2	5,500	2,000	1,700
	Manning	January 1, 1975	Adult	3	3,600	2,400	1,800
	Menlo	October 30, 1974	Vets. Ag.	2	700	700	500
	Guthrie Center	December 31, 1974	Vets. Ag.	2	350	1,500	1,200
	Denison	-----	Vets. Ag.	2	500	4,500	3,000
	Mapleton	October 1, 1973	Meat Cutting, Plumbing	1	2,100	2,113	1,831
XII - Sioux City	Ida Grove	-----	Electrician	1	1,020	2,063	1,866
	Cherokee	-----	Carpentry /	1	2,580	10,200	10,122
	Air Base	-----	Practical Nurse	1	900	1,612	1,549
	Clarinda	-----	Truck Driving	1	900	750	641
	Clarinda	June 30, 1974	Student Union	2	2,935	2,935	935
	Clarinda	June 30, 1974	Royal Hall	2	2,380	2,380	2,195
	Clarinda	June 30, 1974	Rowland Hall	2	32,500	13,200	9,971
	Clarinda	June 30, 1974	Opitz	2	10,104	10,104	6,874
	Clarinda	June 30, 1974	Library	2	5,189	4,131	4,131
	Clarinda	June 30, 1974	Wibholm Hall	2	2,842	2,320	2,320
XIII - Council Bluffs	Clarinda	June 30, 1974	Cow Palace	2	3,506	9,336	9,154
	Harlan	June 30, 1974	Harlan P.N.	2	1,200	3,634	3,350
	Atlantic	August 31, 1974	Atlantic P.N.	2	2,800	1,757	1,206
	Council Bluffs	June 30, 1974	1810 Avenue E.	2	1,440	580	531
	Council Bluffs	June 30, 1974	217 South 7th	2	6,000	2,779	1,940
	Creston	August 13, 1975	Building Trades	2	1,700	11,662	10,150
	Fairfield-Dennis Adams	June 30, 1975	Vets. Farm Coop	1			
	Keosauqua-High School	June 30, 1975	Vets. Farm Coop	1			
	Fairfield-Postmaster	June 30, 1975	Vets. Farm Coop	1			
	Oskaloosa-Farm Serv. Bureau	June 30, 1975	Vets. Farm Coop	1			
XIV - Creston	Lovilia-Francis Smith	June 30, 1975	Aging Program	1	400	400	400
	Corydon-American Legion	June 30, 1975	Aging Program	1	550	550	550
	Lineville-Lions Club	June 30, 1975	Aging Program	1	450	450	450
	Bloomfield-Nancy Logan Trst. Fd.	June 30, 1975	Aging Program	1	600	600	600
	Milton-Methodist Church	June 30, 1975	Aging Program	1			
	Albia-Monroe Co. Health	June 30, 1975	Aging Program	1			
	Seymour-United Methodist	June 30, 1975	Aging Program	1			
	Chariton-Hotel Chariton	June 30, 1975	Aging Program	1			

323



MERGED AREA	SITE	EXPIRATION DATE OF LEASE	BUILDING NAME OR FUNCTION	BUILDING CONDITION	1974 RENT PAYMENT	AREA IN SQUARE FEET		
						GROSS SQUARE FEET	NET ASSIGNABLE SQUARE FEET	
XV - Ottumwa (cont.)	Building 46	March 1, 1975	Printing	1	1,644	4,497	4,373	
	Chariton-Nat'l. Bank	June 30, 1975	Vets. Farm Coop	1				
	Bloomfield-High School	June 30, 1975	Vets. Farm Coop	1				
	Com. Serv. Ctr., 229 E. 2nd St.	July 1, 1978	Youth Service	1	1,296	1,170	1,076	
	Com. Serv. Ctr., 229 E. 2nd St.	July 1, 1978	Aging Program	1	7,320	4,345	3,997	
	Com. Serv. Ctr., 229 E. 2nd St.	July 1, 1978	Student Activities	1	7,344	6,675	6,325	
	Oskaloosa-Downing Hotel	July 1, 1978	Aging Program	1	1,500	567	522	
	Fairfield-Zillman Constr.	July 1, 1978	Aging Program	1	5,700	2,880	2,650	
	Sigourney-Memorial Hall	July 1, 1978	Aging Program	1	208	2,916	2,683	
	Centerville-Bank Building	July 1, 1978	Auto Lab.	1	3,000	8,517	8,020	
	Sigourney-High School	June 30, 1975	Vets. Farm Coop	1				
	Mobil Unit #2	July 1, 1975	Gen. & Rel. Instr.	1	4,542	901	850	
	Mobil Unit #3	July 1, 1975	Gen. & Rel. Instr.	1	4,542	901	850	
	Mt. Pleasant	Mental Health	Year to year until cancelled	Medical Lab Ass't. and Medical Assistant	1	None	7,705	5,029
		Keokuk	Building 301-Arts & Science Building 311-Career Educ.	Arts & Science Associate Degree Nursing, Clerical-Secretarial	6 6	9,162 6,900	27,443 6,747	16,310 6,148

BUILDING CONDITION

- Satisfactory - Suitable for continued use with normal maintenance.
- Remodeling A - Requires restoration to present acceptable standards without major room use changes, alterations, or modernizations. The approximate cost of "Remodeling A" is not greater than 25% of the estimated replacement cost of the building.
- Remodeling B - Requires major updating and/or modernization of the building. The approximate cost of "Remodeling B" is greater than 25%, but not greater than 50% of the estimated replacement cost of the building.
- Remodeling C - Requires major remodeling of the building. The approximate cost of "Remodeling C" is greater than 50% of the replacement cost of the building.
- Demolition - Should be demolished or abandoned because the building is unsafe or structurally unsound, irrespective of the need for the space or the availability of funds for a replacement. This category takes precedence over categories 1, 2, 3, and 4. If a building is scheduled for demolition, its condition is recorded as "demolition," regardless of its condition.
- Termination - Planned termination or relinquishment of occupancy of the building for reasons other than unsafeness or structural unsoundness, such as abandonment of temporary units or vacation of leased space. This category takes precedence over categories 1, 2, 3, and 4. If a building is scheduled for termination, its condition is recorded as "termination," regardless of its condition.

FINANCIAL

Tables 57 through 71 present information on financial resources, expenditures and tuition and fee income of area schools. This information is collected in accord with the uniform financial accounting system for area schools adopted by all area schools during the 1969-70 school year.

The information presented on financial resources and expenditures was taken from records submitted by area schools. The figures from fiscal year 1974 submitted by area schools have not been compared with audited figures from the State Auditor's office since audited figures on all area schools were not available at the time this publication was prepared.

Income to the General Fund in fiscal year 1974 for each of the area schools was derived from four major sources. These sources were state general aid, tuition vocational aid (state and federal) and the local support derived from the 3/4 mill levy for operational purposes.

Table 57 presents a comparison of the total revenue and expenditure of the General Fund for fiscal years 1973 and 1974. Expenditures in the General Fund are grouped in nine functions. The first four functions (vocational technical (career education), arts and sciences (college parallel), adult education and activities related to instruction) are for direct program expenditures and the last five (administration, student services, learning resources, physical plant and function nine) for recording expenditures in the support functions. Total expenditures for fiscal year 1974 increased \$6,296,928 over fiscal year 1973 expenditures.

Figure 11 presents the revenue and expenditures of the General Fund of all area schools for fiscal year 1974.

Table 58 presents a summary of information on General Fund actual revenue and expenditures for fiscal year 1974 and the budgeted revenue and expenditures for fiscal year 1975 and projected revenue and expenditures for fiscal year 1976.

Table 59 presents a summary of actual revenue and expenditures in the General Fund for fiscal year 1974 by area school that indicates the percent of each item according to account number.

Table 60 presents a summary of actual revenue and expenditures in the General Fund for fiscal year 1974 that indicates the specific components for each of the major account classifications. A percent is also included for each figure.

Table 61 presents a comparison of actual revenue as opposed to the projection of revenue prepared by each area school prior to fiscal year 1974. Area schools projected \$1,925,363 less revenue than they actually received and the single greatest source of revenue that was underestimated was state general aid. The source of revenue overestimated the greatest was federal support.

Table 62 presents a comparison of actual expenditures as opposed to the projection of expenditures prepared by each area school prior to fiscal year 1974 by the nine major functions. Actual expenditures for all area schools

were \$1,181,592 more than projected expenditures. The function that was underestimated the most was the vocational-technical function. This underestimate probably occurred since the actual state appropriations were made last in the session and the increased appropriation presented an opportunity to start many new preparatory career education programs.

Figure 12 indicates the revenue and expenditures for fiscal year 1974 assigned to the four educational functions in the General Fund as required by Section 286A.12, Code of Iowa. This assignment of funds requires a pro-ration of the five indirect functions that is primarily based on contact hours. The undistributed revenue consists for the most part of the income obtained from the local 3/4 mill levy for operational purposes.

Table 63 presents information on the assignment of state general aid and vocational aid to the three major educational divisions of area schools for fiscal year 1974.

Table 64 presents information on the assignment of state general aid only to the three major educational divisions of area schools for fiscal year 1974.

Table 65 presents information on the assignment of state vocational aid only to the vocational-technical (career education) and adult education divisions of area schools for fiscal year 1974.

Table 66 presents information on the revenue received by area schools for the Plant Fund for fiscal year 1974. The greatest single source of revenue to the Plant Fund was the revenue obtained from the local 3/4 mill voted levy for the Plant Fund.

Table 67 presents information on the expenditures made by area schools from the Plant Fund for fiscal year 1974. Over ninety-two percent of the expenditures from the Plant Fund was made for capital outlay.

Table 68 presents information on the tuition charged by area schools during fiscal year 1974. Tuition charges for non-Iowa residents are required by statute to be not less than one hundred fifty percent and not more than two hundred percent of the tuition charged to Iowa residents.

Table 69 presents information on the fees charged by area schools during fiscal year 1974. Area schools are authorized to receive revenue from fees by Section 280A.18(7), Code of Iowa. The expenditure of funds collected for activities is determined by the student government unit with administrative and board approval.

Table 70 presents information on the tuition charged by area schools for students enrolled in selected adult education programs during fiscal year 1974. Tuition is not charged for students in the federally funded adult basic education program.

Table 71 presents summary information on the cost of programs in area schools for fiscal year 1974. This table includes the total program cost as well as the program cost per contact hour of instruction and per full-time equivalent enrollment (FTEE). The costs per contact hour and per full-time equivalent enrollment indicate the costs including capital outlay (equipment) and excluding capital outlay (equipment). These figures are subject to change when the state audit is completed.

TABLE 57

AREA SCHOOLS COMPARISON OF 1973 GENERAL FUND
REVENUE AND EXPENDITURES TO 1974
REVENUE AND EXPENDITURES

Revenue	1973		1974	
	Dollars	Percent	Dollars	Percent
Student Fees	\$ 506,364	1.13	\$ 545,430	1.06
Tuition	10,116,819	22.58	11,282,168	21.95
Local Property Tax	6,000,072	13.39	6,147,444	11.96
State General Aid	13,799,999	30.80	16,110,909	31.35
State Vocational Aid	5,095,736	11.37	5,365,910	10.44
Other State Aid	421,862	0.94	1,661,405	3.23
Federal Support	7,722,957	17.23	8,792,843	17.11
Other Income	1,146,802	2.56	1,489,189	2.90
Sub-Total	\$44,810,611	<u>100.00%</u>	\$ 51,395,298	<u>100.00%</u>
Unrestricted Fund Bal.	279,563*		735,575**	
TOTAL REVENUE	<u>\$45,090,174</u>		<u>\$ 52,130,873</u>	
Expenditures				
Arts and Sciences	\$ 8,386,493	18.60	\$ 8,162,464	15.88
Vocational-Technical	15,141,418	33.58	18,818,763	36.62
Adult Education	5,594,132	12.40	5,872,776	11.43
Activities Related to Instr.	2,259,300	5.01	3,499,233	6.81
Administration	3,170,477	7.03	3,696,440	7.19
Student Services	3,546,841	7.87	3,956,486	7.70
Learning Resources	1,502,317	3.33	1,767,058	3.44
Physical Plant	5,359,777	11.89	5,455,282	10.62
Function 9	129,419	.29	158,600	.31
TOTAL EXPENDITURES	<u>\$45,090,174</u>	<u>100.00%</u>	<u>\$ 51,387,102</u>	<u>100.00%</u>

* Represents a decrease in unrestricted fund balance. Eight schools utilized unrestricted fund balance in the amount of \$903,651.

** Represents a decrease in unrestricted fund balance. Seven schools utilized unrestricted fund balance in the amount of \$679,959.

FIGURE 11

AREA SCHOOL REVENUE AND EXPENDITURES
FOR FISCAL YEAR 1974

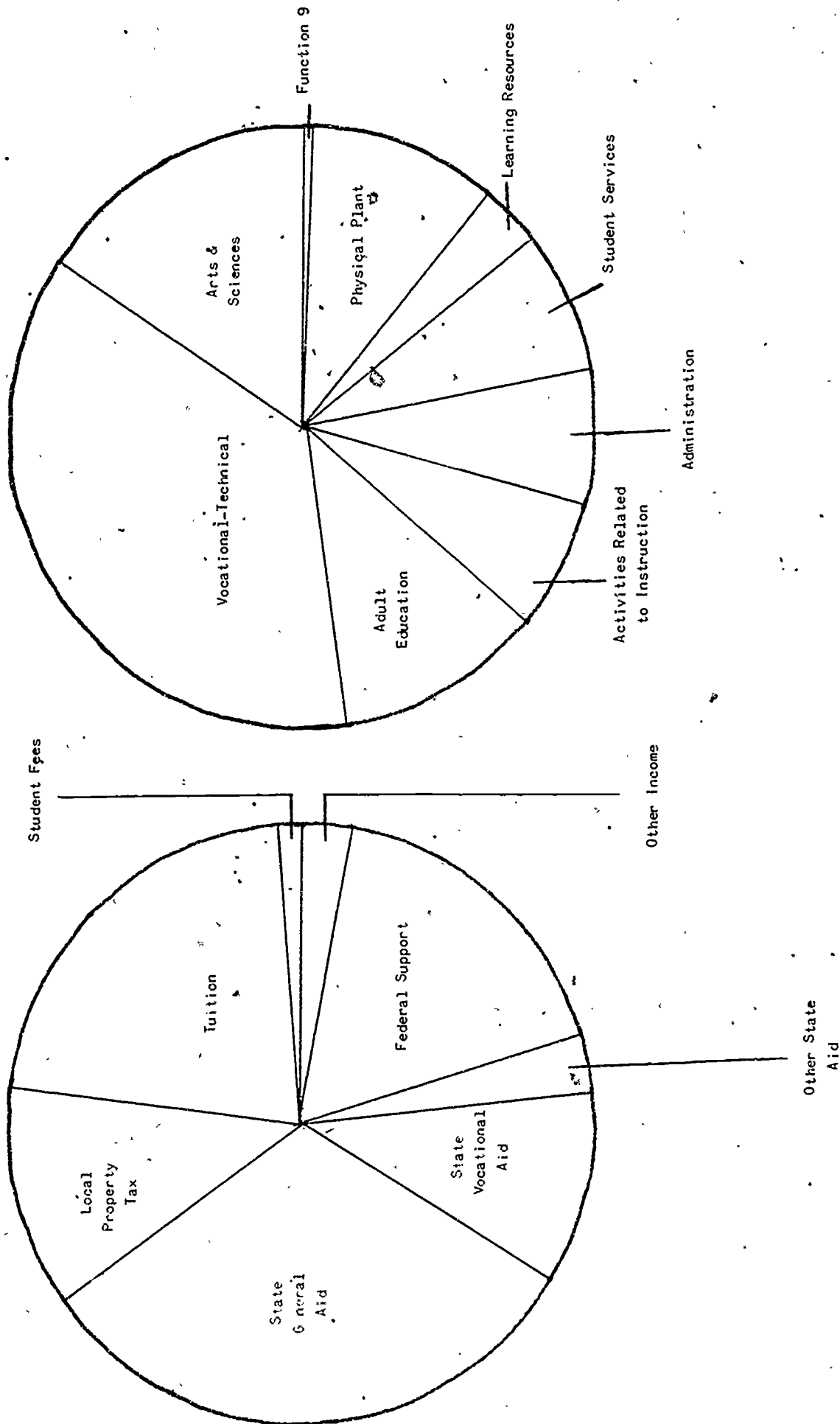


TABLE 58

Summary

Comparison of Area Schools FY 1974 Actual, FY 1975 Anticipated and FY 1976 Budgeted Revenue and Expenditures

Revenue	1974	1975	1976
	Actual	Budgeted	Projected
Student Fees	\$ 545,430	\$ 562,184	\$ 570,551
Tuition	11,282,168	12,515,203	12,988,385
Local Support	6,147,444	6,531,612	6,628,260
State General Aid	16,118,969	17,357,300	30,258,126
State Vocational Aid	5,557,938	5,965,540	7,724,315
State Equipment			
Replacement	40,123	210,912	2,549,821
State Vocational Aid			
Other	-0-	-0-	-0-
State Aid Other	1,491,777	3,403,902	1,571,532
Federal Support	8,722,260	12,532,464	11,884,146
Sales and Service	726,985	1,064,160	841,400
Other Income	762,204	617,275	642,134
Total Revenue	51,395,298	60,760,552	75,658,670
Use of Unrestricted			
Fund Balance	735,575	2,566,580	-0-
Grand Total Revenue	\$52,130,873	\$63,327,132	\$75,658,670
<u>Expenditures</u>			
Liberal Arts and			
Sciences	\$ 8,162,464	\$ 9,105,842	\$10,235,055
Vocational Technical	18,818,764	22,066,155	28,335,398
Adult Education	5,872,775	7,964,262	9,476,856
Activities Related to			
Instruction	3,499,233	6,232,113	6,808,580
Administrator	3,696,440	4,666,289	5,415,782
Student Services	3,956,486	4,685,723	5,440,174
Learning Processes	1,767,058	1,991,988	2,473,423
Physical Plant	5,455,282	6,444,210	7,271,312
Function 9	158,600	170,550	202,080
Total Expenditures	\$51,387,102	\$63,327,132	\$75,658,660

TABLE 59

SUMMARY OF AREA SCHOOLS 1973-74 ACTUAL REVENUE AND EXPENDITURES BY AMOUNT AND PERCENTAGE

GENERAL FUND ACTUAL REVENUE	Area I Caleau		Area II Mason City		Area III Eastherville		Area IV Swanton		Area V Fort Dodge		Area VI Marshalltown		Area VII Waterloo		Area IX Oversport	
	Amount	%	Amount	%	Amount	%	Amount	%	Amount	%	Amount	%	Amount	%	Amount	%
400 STUDENT FEES	\$ 12,153	.51	\$ 24,057	.80	\$ 15,403	.65	\$ 30,465	2.11	\$ 35,976	.99	\$ 35,968	1.11	\$ 14,311	.40	\$ 50,048	1.34
410 TUITION	489,599	20.42	796,070	26.34	636,320	26.74	178,534	12.40	885,154	24.37	766,649	23.66	715,772	20.02	843,378	22.66
415 LOCAL SUPPORT	395,719	16.50	373,365	12.36	249,091	10.43	204,940	14.23	506,005	13.96	266,560	8.23	599,161	11.19	556,255	14.95
421 STATE GENERAL AID	556,825	23.22	1,114,265	36.87	730,080	30.57	363,598	24.55	1,334,440	36.82	1,521,630	46.95	1,042,945	29.25	1,162,505	31.24
424-26 STATE VOCATIONAL AID	467,656	19.50	320,392	10.60	150,285	6.29	158,958	11.05	509,824	14.15	198,586	6.13	592,810	16.62	412,573	11.09
429 OTHER STATE AID	21,894	.91	36,085	1.19	124,519	5.21	25,872	1.80	4,478	.12	27,812	.86	1,510	.04	97,691	2.63
439 FEDERAL VOCATIONAL AID	191,107	7.97	114,369	3.79	80,923	3.39	85,592	5.94	160,475	4.43	100,061	3.09	319,205	8.95	222,155	5.97
441 FEDERAL SPECIAL NEEDS	50,382	2.10	42,137	1.39	84,174	3.52	32,475	2.25	81,067	2.24	38,300	1.18	72,776	2.04	79,779	2.14
430-90 OTHER FEDERAL AID	135,512	5.65	152,851	5.06	305,020	12.77	25,861	1.80	115,795	3.20	211,417	6.52	256,050	7.18	208,951	5.62
450-59 SALES AND SERVICE	25,896	1.08	5,001	.17	-0-	-0-	429	.03	177,590	4.90	10,182	.31	-0-	-0-	18,794	.51
460-90 OTHER INCOME	16,866	.71	43,325	1.43	10,156	.43	14,734	1.02	15,081	.42	63,499	1.96	62,617	1.76	9,017	.24
499 USE OF UNRESTRICTED FUNDS	34,206	1.43	-0-	-0-	-0-	-0-	328,984	22.84	-0-	-0-	-0-	-0-	90,937	2.55	59,753	1.61
TOTAL REVENUE	\$2,397,835	100.00	\$3,021,937	100.00	\$2,388,181	100.00	\$1,440,462	100.00	\$3,623,885	100.00	\$3,240,564	100.00	\$3,566,094	100.00	\$3,721,079	100.00
ACTUAL EXPENDITURES BY FUNCTION																
1. GENERAL ARTS & SCIENCES	-0-	-0-	741,361	25.48	517,072	22.13	-0-	-0-	1,033,196	29.05	1,247,165	41.27	-0-	-0-	654,185	22.96
2. VOCATIONAL TECHNICAL	1,282,179	55.47	691,751	23.78	927,963	39.71	906,176	62.91	974,637	27.40	473,248	15.66	1,675,230	52.53	1,422,351	58.22
3. ADULT EDUCATION	475,922	19.85	519,256	10.97	225,620	9.65	140,374	9.75	460,860	12.96	330,178	10.93	422,555	11.85	450,006	12.09
4. ACTIVITIES RELATED	23,971	1.00	31,294	1.08	112,524	4.82	15,113	1.05	-0-	-0-	56,608	1.87	87,561	2.45	-0-	-0-
5. ADMINISTRATION	152,760	6.37	296,402	10.19	158,966	6.80	102,453	7.11	287,823	7.25	132,161	4.30	240,154	5.73	148,975	4.00
6. STUDENT SERVICES	235,233	9.81	240,673	8.27	146,164	6.25	117,532	8.16	378,509	10.64	274,426	9.08	291,609	8.18	350,795	9.43
7. LEARNING RESOURCES	39,061	1.63	114,692	3.94	84,634	3.62	2,494	.17	145,327	4.09	172,546	5.71	81,513	2.29	167,099	4.49
8. PHYSICAL PLANT	188,709	7.87	474,011	16.29	164,059	7.02	156,320	10.85	306,347	8.61	336,459	11.10	569,472	15.97	327,666	8.81
9. FUNCTION 9	-0-	-0-	-0-	-0-	-0-	-0-	-0-	-0-	-0-	-0-	-0-	-0-	-0-	-0-	-0-	-0-
TOTAL EXPENDITURES	\$2,397,835	100.00	\$2,909,440	100.00	\$2,337,002	100.00	\$1,440,462	100.00	\$3,556,701	100.00	\$3,021,791	100.00	\$3,566,094	100.00	\$3,721,079	100.00

TABLE 59 (continued)

GENERAL FUND ACTUAL REVENUE	Area X Cedar Rapids		Area XI Antony		Area XII Stoux City		Area XIII Council Bluffs		Area XIV Creston		Area XV Ottumwa		Area XVI Burlington		TOTALS	
	Amount	%	Amount	%	Amount	%	Amount	%	Amount	%	Amount	%	Amount	%	Amount	%
400/ STUDENT FEES	\$ 133,811	1.87	\$ 91,330	1.11	\$ 24,597	1.02	\$ 16,345	.44	\$ 5,992	.50	\$ 30,014	.85	\$ 24,960	1.00	\$ 545,430	1.05
410 TUITION	1,516,879	21.15	1,616,371	19.69	499,644	20.78	911,495	24.45	272,533	22.59	491,136	13.94	664,414	26.71	11,282,168	21.64
415 LOCAL SUPPORT	675,469	9.39	1,142,120	13.92	394,463	16.41	318,524	8.55	170,608	14.14	265,889	7.54	231,275	9.30	6,147,444	11.79
421 STATE GENERAL AID	1,932,455	27.22	2,190,205	26.68	716,725	29.81	1,109,545	29.76	451,405	37.41	1,006,320	28.56	876,016	35.21	16,118,969	30.92
424-26 STATE VOCATIONAL AID	818,508	11.41	578,570	7.05	344,745	14.34	461,204	12.37	109,901	9.11	417,509	11.85	256,540	10.31	5,598,061	10.74
429 OTHER STATE AID	595,135	8.30	207,362	2.53	42,399	1.76	29,082	.78	13,310	1.10	259,793	7.37	4,635	.19	1,491,777	2.86
439 FEDERAL VOCATIONAL AID	323,961	4.52	303,157	3.69	185,633	7.72	249,340	6.66	59,177	4.91	224,811	6.38	138,137	5.55	2,757,103	5.29
441 FEDERAL SPECIAL NEEDS	119,900	1.67	132,475	1.61	57,502	2.39	96,524	2.59	33,331	2.76	60,217	1.71	113,843	4.58	1,094,882	2.10
430-90 OTHER FEDERAL AID	736,558	10.27	1,779,295	21.68	68,534	2.85	139,790	3.75	72,912	6.04	544,167	15.44	117,562	4.73	4,870,275	9.34
450-59 SALES & SERVICE	132,680	1.83	-	-	-	-	188,977	5.07	65	.01	107,276	3.04	95	.00	726,985	1.40
460-90 OTHER INCOME	2,323	.03	167,416	2.04	70,088	2.92	148,065	3.97	17,256	1.43	61,410	1.74	60,331	2.42	762,204	1.46
499 USE OF UNRESTRICTED FUNDS	106,093	1.48	-	-	1	-	59,980	1.61	-	-	55,616	1.58	-	-	735,575	1.41
TOTAL REVENUE	\$7,171,777	100.00	\$8,208,301	100.00	\$2,404,331	100.00	\$3,727,871	100.00	\$1,206,490	100.00	\$3,524,158	100.00	\$2,487,808	100.00	\$52,130,873	100.00
1. LIBERAL ARTS & SCIENCE	721,443	10.06	1,066,336	13.14	-	-	715,482	19.19	251,291	22.80	306,018	8.68	708,915	29.62	8,162,464	15.88
2. VOCATIONAL TECHNICAL	2,586,983	36.07	2,423,984	29.88	1,274,021	52.99	1,458,071	39.11	313,782	28.47	1,380,170	39.16	830,218	34.58	18,818,764	36.82
3. ADULT EDUCATION	549,901	7.67	876,837	10.81	503,172	20.93	417,267	11.19	116,491	10.57	359,739	10.21	224,995	9.38	5,872,775	11.43
4. ACTIVITIES RELATED	1,083,963	15.11	1,457,104	17.96	-	-	6,636	.18	51,950	4.71	572,509	16.25	-	-	3,499,233	6.81
5. ADMINISTRATION	665,186	9.28	561,401	6.92	149,806	6.23	282,110	7.57	106,634	9.68	247,775	7.03	193,832	8.10	3,696,440	7.19
6. STUDENT SERVICES	449,401	6.27	560,399	7.15	192,906	8.02	216,800	5.82	72,071	6.54	217,249	6.16	192,719	8.05	3,956,486	7.70
7. LEARNING RESOURCES	250,282	3.49	288,606	3.56	58,627	2.44	150,643	4.04	79,324	7.20	50,200	1.42	82,010	3.43	1,767,058	3.44
8. PHYSICAL PLANT	760,494	10.60	821,270	10.12	225,738	9.39	471,678	12.65	110,501	10.03	382,216	10.85	161,281	6.74	5,455,282	10.62
9. PUPATION 9	104,124	1.45	37,010	.46	-	-	9,184	.25	-	-	8,282	.24	-	-	158,600	.31
TOTAL EXPENDITURES	\$7,171,777	100.00	\$8,112,947	100.00	\$2,404,331	100.00	\$3,727,871	100.00	\$1,102,044	100.00	\$3,524,158	100.00	\$2,393,570	100.00	\$51,387,102	100.00

TABLE 60

SUMMARY OF AREA SCHOOLS 1973-74 ACTUAL REVENUE AND EXPENDITURES BY AMOUNT AND PERCENTAGE

GENERAL FUND ACTUAL REVENUE	Area I Calmar		Area II Mason City		Area III Estherville		Area IV Sheldon		Area V Fort Dodge		Area VI Marshalltown		Area VII Waterloo		Area IX Ovenport	
	Amount	%	Amount	%	Amount	%	Amount	%	Amount	%	Amount	%	Amount	%	Amount	%
STUDENT FEES																
400 Laboratory	\$ -0-	-0-	\$ -0-	-0-	\$ 14,202	.60	\$ 24,475	1.70	\$ 20,520	.57	\$ 10,641	.33	\$ -0-	-0-	\$ 18,861	.51
401 Application	10,060	.42	17,790	.59	-0-	-0-	4,974	.34	14,900	.41	11,890	.37	14,351	.40	13,983	.37
403 Graduation	2,093	.09	5,175	.17	-0-	-0-	-0-	-0-	-0-	-0-	-0-	-0-	-0-	-0-	-0-	-0-
304 Transcripts	-0-	-0-	1,009	.04	-0-	-0-	-0-	-0-	556	.01	-0-	-0-	-0-	-0-	373	.01
405 Activities	-0-	-0-	-0-	-0-	-0-	-0-	-0-	-0-	-0-	-0-	-0-	-0-	-0-	-0-	-0-	-0-
406 Other Fees	-0-	-0-	983	.03	1,201	.05	1,026	.07	-0-	-0-	13,437	.41	-0-	-0-	16,831	.45
407 Fee Refund	-0-	-0-	(900)	(.03)	-0-	-0-	(10)	-0-	-0-	-0-	-0-	-0-	(40)	-0-	-0-	-0-
TOTAL STUDENT FEES	\$ 12,153	.51	\$ 24,067	.80	\$ 15,403	.65	\$ 30,465	2.11	\$ 35,976	.99	\$ 35,968	1.11	\$ 14,311	.40	\$ 50,048	1.34
TUITION																
410 Resident	\$ 483,928	20.18	\$ 795,365	26.32	\$ 623,421	26.11	\$ 1,177,124	12.50	\$ 860,941	23.76	\$ 712,655	21.99	\$ 712,654	19.99	\$ 778,802	20.92
411 Non-Resident	5,671	.24	4,200	.14	15,099	.63	5,250	.23	22,213	.61	64,320	1.99	5,760	.16	77,032	2.07
412 Tuition Refund	-0-	-0-	(3,495)	(.12)	-0-	-0-	(1,820)	(.13)	-0-	-0-	(10,325)	(.32)	(4,622)	(.13)	(12,456)	(.34)
TOTAL TUITION	\$ 489,599	20.42	\$ 796,070	26.34	\$ 638,520	26.74	\$ 1,178,154	12.40	\$ 883,154	24.37	\$ 766,649	23.66	\$ 715,772	20.02	\$ 843,378	22.66
LOCAL SUPPORT																
416 Property Tax-Operation	\$ 395,719	16.50	\$ 373,385	12.36	\$ 249,091	10.43	\$ 204,940	14.23	\$ 506,005	13.96	\$ 262,018	8.09	\$ 399,161	11.19	\$ 556,235	14.95
417 Property Tax-Plant Fund	-0-	-0-	-0-	-0-	-0-	-0-	-0-	-0-	-0-	-0-	-0-	-0-	-0-	-0-	-0-	-0-
418 Property Tax-Debt Serv.	-0-	-0-	-0-	-0-	-0-	-0-	-0-	-0-	-0-	-0-	4,542	.14	-0-	-0-	-0-	-0-
TOTAL LOCAL SUPPORT	\$ 395,719	16.50	\$ 373,385	12.36	\$ 249,091	10.43	\$ 204,940	14.23	\$ 506,005	13.96	\$ 266,560	8.23	\$ 399,161	11.19	\$ 556,235	14.95
STATE SUPPORT																
420 General Aid	\$ 556,825	23.22	\$ 1,114,265	36.87	\$ 730,090	30.57	\$ 353,598	24.55	\$ 1,334,440	36.82	\$ 1,521,630	46.95	\$ 1,042,945	29.25	\$ 1,162,505	31.24
424 Vocational Aid	467,656	19.50	320,392	10.60	150,285	6.29	158,958	11.05	298,024	8.22	185,826	5.74	592,810	16.62	412,573	11.09
425 State Capital Outlay	-0-	-0-	-0-	-0-	-0-	-0-	-0-	-0-	11,800	.33	12,760	.39	-0-	-0-	-0-	-0-
426 Vocational Work Study	-0-	-0-	-0-	-0-	-0-	-0-	-0-	-0-	-0-	-0-	-0-	-0-	-0-	-0-	-0-	-0-
427 Special Needs	-0-	-0-	-0-	-0-	-0-	-0-	-0-	-0-	-0-	-0-	-0-	-0-	-0-	-0-	-0-	-0-
428 MOTA	-0-	-0-	-0-	-0-	-0-	-0-	-0-	-0-	-0-	-0-	-0-	-0-	-0-	-0-	-0-	-0-
429 Other State Support	21,894	.91	36,085	1.19	124,519	5.21	25,572	1.80	4,478	.12	27,812	.86	1,510	.04	97,891	2.63
TOTAL STATE SUPPORT	\$ 1,046,375	43.63	\$ 1,470,742	48.66	\$ 1,004,694	42.07	\$ 538,428	37.36	\$ 1,648,742	45.49	\$ 1,748,028	53.94	\$ 1,637,265	45.91	\$ 1,672,969	44.96

TABLE 60 (continued)

GENERAL FUND ACTUAL REVENUE	Area X Cedar Rapids		Area XI Antony		Area XII Sioux Cty.		Area XIII Council Bluffs		Area XIV Creston		Area XV Ottumwa		Area XVI Burlington		TOTALS	
	Amount	%	Amount	%	Amount	%	Amount	%	Amount	%	Amount	%	Amount	%		Amount
400 STUDENT FEES																
401 Laboratory	\$ 60,191	.84	\$ 10,953	.13	\$ -	-	\$ 3,707	.10	\$ 1,112	.09	\$ 13,771	.398	\$ 6,291	.25	\$ 164,724	.36
402 Application	49,882	.70	53,046	.65	14,975	.62	7,762	.21	2,328	.19	16,247	.46	11,408	.46	243,696	.47
403 Graduation	-	-	-	-	4,056	.17	-	-	1,350	.12	-	-	2,176	.09	14,880	.03
404 Transcripts	2,927	.04	-	-	-	-	448	.01	160	.01	179	-	1,170	.04	6,850	.01
405 Activities	-	-	-	-	-	-	30	-	-	-	-	-	-	-	50	-
406 Other Fees	22,418	.31	28,484	.35	6,380	.27	8,513	.23	1,017	.09	1,244	.04	4,753	.19	106,287	.20
407 Fee Refund	(1,707)	(.02)	(1,153)	(.02)	(842)	(.04)	(4,115)	(.11)	(5)	(.00)	(1,427)	(.04)	(858)	(.03)	(11,037)	(.02)
TOTAL FEES	\$ 133,811	1.87	\$ 91,350	1.11	\$ 24,597	1.02	\$ 16,345	.44	\$ 5,992	.50	\$ 30,014	.85	\$ 24,960	1.00	\$ 545,430	1.05
410 TUITION																
411 Resident	\$1,505,410	20.99	\$1,645,341	20.04	\$415,799	17.29	\$876,559	23.51	\$266,240	22.07	\$481,757	13.67	\$604,999	24.32	\$10,940,935	20.99
412 Non-Resident	35,255	.49	-	-	88,838	3.70	55,134	1.48	7,305	.61	15,441	.44	68,645	2.76	468,163	.90
413 Tuition Refund	(23,786)	(.33)	(28,970)	(.35)	(4,933)	(.21)	(20,196)	(.54)	(1,012)	(.09)	(6,082)	(.17)	(9,190)	(.37)	(126,930)	(.25)
TOTAL TUITION	\$1,516,879	21.15	\$1,616,371	19.69	\$499,644	20.78	\$911,495	24.45	\$272,533	22.59	\$491,136	13.94	\$664,414	26.71	\$11,282,168	21.64
415 LOCAL SUPPORT																
416 Property Tax-Operation	\$ 673,469	9.39	\$1,142,120	13.92	\$394,463	16.41	\$318,524	8.55	\$170,608	14.14	\$265,869	7.54	\$231,275	9.30	\$6,142,902	11.78
417 Property Tax-Plant Fund	-	-	-	-	-	-	-	-	-	-	-	-	-	-	-	
418 Property Tax-Debt Serv.	-	-	-	-	-	-	-	-	-	-	-	-	-	-	-	
TOTAL LOCAL SUPPORT	\$ 673,469	9.39	\$1,142,120	13.92	\$394,463	16.41	\$318,524	8.55	\$170,608	14.14	\$265,869	7.54	\$231,275	9.30	\$6,142,902	11.78
420 STATE SUPPORT																
421 General Aid	\$1,952,455	27.22	\$2,190,205	26.68	\$716,725	29.81	\$1,109,545	29.76	\$451,405	37.41	\$1,006,320	28.56	\$876,016	35.21	\$16,118,969	30.92
422 Vocational Aid	818,508	11.41	563,007	6.86	344,745	14.34	461,204	12.37	109,901	9.11	417,509	11.85	256,540	10.31	5,557,938	10.66
423 State Capital Outlay	-	-	15,563	.19	-	-	-	-	-	-	-	-	-	-	40,123	.08
424 Vocational Workstudy	-	-	-	-	-	-	-	-	-	-	-	-	-	-	-	-
425 Special Needs	-	-	-	-	-	-	-	-	-	-	-	-	-	-	-	-
426 MTA	-	-	-	-	-	-	-	-	-	-	-	-	-	-	-	-
429 Other State Support	395,155	5.30	207,362	2.53	42,399	1.76	29,082	.78	13,310	1.10	259,793	7.37	4,635	.19	1,491,777	2.86
TOTAL STATE SUPPORT	\$3,366,098	46.93	\$2,376,137	26.26	\$1,103,869	45.91	\$1,599,831	42.91	\$574,616	47.62	\$1,683,622	47.78	\$1,137,191	45.71	\$23,208,807	44.52

TABLE 60 (continued)

GENERAL FUND ACTUAL REVENUE	Area I Calemar		Area II Nason City		Area III Estherville		Area IV Shaldon		Area V Fort Dodge		Area VI Marshalltown		Area VII Waterloo		Area IX Davenport	
	Amount	%	Amount	%	Amount	%	Amount	%	Amount	%	Amount	%	Amount	%	Amount	%
430 FEDERAL SUPPORT																
431 Title II - Library	\$ 5,000	.21	\$ 5,000	.17	\$ 10,000	.42	\$ -	-	\$ -	-	\$ -	-	\$ 5,000	.14	\$ 10,000	.27
432 Title III - Dev. of Inst.	-	-	-	-	-	-	-	-	-	-	45,000	1.39	-	-	20,000	.54
433 Title IV - EOG	-	-	-	-	-	-	-	-	-	-	-	-	-	-	-	-
434 Title IV - Workstudy	-	-	36,912	1.22	32,184	1.35	3,324	.23	29,203	.81	92,227	2.84	45,890	1.23	53,057	1.43
435 Title IV - NDSL	-	-	-	-	-	-	-	-	-	-	-	-	-	-	-	-
437 Title VI - Improv. of Inst.	-	-	18,500	.61	28,289	1.18	-	-	-	-	-	-	-	-	7,353	.20
438 Title I - Higher Education	-	-	-	-	-	-	-	-	-	-	-	-	-	-	-	-
439 Vocational Aid	191,107	7.97	114,369	3.79	80,923	3.39	85,592	5.94	160,475	4.43	100,061	3.09	319,206	8.95	222,155	5.97
440 Vocational Workstudy	23,079	.96	-	-	7,497	.31	-	-	-	-	-	-	22,663	.63	-	-
441 Special Needs	50,382	2.10	42,137	1.39	84,174	3.52	32,475	2.25	81,067	2.24	36,300	1.18	72,776	2.04	79,779	2.14
443 MDTA	13,772	.58	7,115	.23	6,074	.25	-	-	-	-	-	-	80,498	2.26	25,480	.68
445 Civil Defense	-	-	-	-	-	-	-	-	-	-	-	-	-	-	-	-
446 Adult Basic Education	60,045	2.50	29,220	.97	31,186	1.31	12,104	.84	42,256	1.17	37,000	1.14	46,200	1.30	59,200	1.59
Other Federal Funds	33,616	1.40	56,104	1.86	189,790	7.95	10,433	.73	44,336	1.22	37,190	1.15	57,799	1.62	33,861	.91
TOTAL FEDERAL FUNDS	\$ 377,001	15.72	\$ 309,357	10.24	\$ 470,117	19.68	\$ 143,928	9.99	\$ 357,337	9.67	\$ 349,776	10.79	\$ 648,031	18.17	\$ 510,885	13.75
SALES & SERVICE																
450 Food	-	-	-	-	-	-	-	-	-	-	-	-	-	-	-	-
451 Housing	-	-	-	-	-	-	-	-	-	-	-	-	-	-	-	-
452 Vending Machine	-	-	-	-	-	-	-	-	-	-	-	-	-	-	-	-
453 Rental of College Fac.	-	-	3,584	.12	-	-	429	.03	3,100	.09	10,182	.31	-	-	18,794	.51
454 Other Sales & Serv.	25,896	1.08	1,417	.05	-	-	-	-	174,490	4.81	-	-	-	-	-	-
455 Bookstore - Text	-	-	-	-	-	-	-	-	-	-	-	-	-	-	-	-
456 Bookstore - Other Items	-	-	-	-	-	-	-	-	-	-	-	-	-	-	-	-
459 Sales Returns	-	-	-	-	-	-	-	-	-	-	-	-	-	-	-	-
TOTAL SALES & SERVICE	\$ 25,896	1.06	\$ 5,001	.17	\$ -	-	\$ 429	.03	\$ 177,590	4.90	\$ 10,182	.31	\$ -	-	\$ 18,794	.51

TABLE 60 (continued)

GENERAL FUND ACTUAL REVENUE	Area X Cedar Rapids		Area XI Ankeny		Area XII Sioux City		Area XIII Council Bluffs		Area XIV Creston		Area XV Ottumwa		Area XVI Burlington		TOTALS	
	Amount	%	Amount	%	Amount	%	Amount	%	Amount	%	Amount	%	Amount	%	Amount	%
430-49 FEDERAL SUPPORT																
431 Title II - Library	\$ -0-	-0-	\$ 10,000	.12	\$ -0-	-0-	\$ 10,000	.27	\$ 5,000	.41	\$ -0-	-0-	\$ 5,000	.20	\$ 65,000	.13
432 Title III - Dev. of Inst.	-0-	-0-	-0-	-0-	-0-	-0-	-0-	-0-	20,000	1.66	-0-	-0-	-0-	-0-	85,000	.16
433 Title IV - EOG	-0-	-0-	-0-	-0-	-0-	-0-	-0-	-0-	-0-	-0-	-0-	-0-	-0-	-0-	-0-	-0-
434 Title IV - Work Study	92,788	1.29	72,895	.89	-0-	-0-	58,440	1.57	14,187	1.17	38,373	1.09	21,982	.89	589,462	1.13
435 Title IV NDSL	-0-	-0-	-0-	-0-	-0-	-0-	-0-	-0-	-0-	-0-	-0-	-0-	-0-	-0-	-0-	-0-
437 Title VI - Impr. of Inst.	-0-	-0-	-0-	-0-	-0-	-0-	-0-	-0-	-0-	-0-	-0-	-0-	4,308	.17	58,450	.11
438 Title I - Higher Ed. Fac.	-0-	-0-	-0-	-0-	-0-	-0-	-0-	-0-	-0-	-0-	-0-	-0-	-0-	-0-	-0-	-0-
439 Vocational Aid	323,961	4.52	303,157	3.69	185,633	7.72	248,340	6.66	59,177	4.91	224,811	6.38	138,137	5.55	2,757,103	5.29
440 Vocational Work Study	119,900	1.67	132,475	1.61	20,702	.86	-0-	-0-	-0-	-0-	60,217	1.71	6,513	.26	80,455	.15
441 Special Needs	412,920	5.76	822,850	10.03	57,502	2.39	96,524	2.59	33,331	2.76	60,217	1.71	113,843	4.59	1,094,882	2.10
443 MOIA	-0-	-0-	-0-	-0-	-0-	-0-	33,566	.89	-0-	-0-	26,435	.75	-0-	-0-	1,428,510	2.74
445 Civil Defense	-0-	-0-	-0-	-0-	-0-	-0-	-0-	-0-	-0-	-0-	-0-	-0-	-0-	-0-	-0-	-0-
446 Adult Basic Education	78,404	1.09	109,025	1.33	32,602	1.36	36,015	.97	7,808	.65	49,600	1.41	54,800	2.20	685,465	1.32
449 Other Federal Funds	152,445	2.13	764,525	9.31	15,250	.63	1,969	.05	25,917	2.15	429,759	12.19	24,959	1.01	1,877,935	3.60
TOTAL FEDERAL FUNDS	\$ 1,180,419	16.46	\$ 2,214,927	26.98	\$ 311,669	12.96	\$ 484,654	13.00	\$ 165,420	13.71	\$ 829,195	23.53	\$ 369,542	14.96	\$ 8,722,260	16.73
450-59 SALES & SERVICE																
450 Food	-0-	-0-	-0-	-0-	-0-	-0-	-0-	-0-	-0-	-0-	38,158	1.08	-0-	-0-	38,158	.07
451 Housing	-0-	-0-	-0-	-0-	-0-	-0-	-0-	-0-	-0-	-0-	-0-	-0-	-0-	-0-	-0-	-0-
452 Vending Machine	7,512	.11	-0-	-0-	-0-	-0-	-0-	-0-	-0-	-0-	20	.01	-0-	-0-	7,532	.02
453 Rental of College Fac.	100	-0-	-0-	-0-	-0-	-0-	75	.02	65	.01	175	.05	10	.01	36,514	.07
454 Other Sales & Serv.	184,927	2.58	-0-	-0-	-0-	-0-	188,801	5.07	-0-	-0-	68,900	1.96	95	.01	644,516	1.24
455 Bookstore - Text	141	-0-	-0-	-0-	-0-	-0-	101	.03	-0-	-0-	17	.01	-0-	-0-	259	.01
456 Bookstore - Other Items	-0-	-0-	-0-	-0-	-0-	-0-	-0-	-0-	-0-	-0-	6	.01	-0-	-0-	6	.01
457 Sales Returns	-0-	-0-	-0-	-0-	-0-	-0-	-0-	-0-	-0-	-0-	-0-	-0-	-0-	-0-	-0-	-0-
TOTAL SALES & SERVICE	\$ 192,880	2.63	-0-	-0-	-0-	-0-	\$ 188,977	5.07	65	.01	107,276	3.04	95	.01	726,985	1.40

TABLE 60 (continued)

GENERAL FUND ACTUAL REVENUE	Area I Cairair		Area II Mason City		Area III Estherville		Area IV Sheldon		Area V Fort Dodge		Area VI Marshalltown		Area VII Waterloo		Area IX Devenport	
	Amount	%	Amount	%	Amount	%	Amount	%	Amount	%	Amount	%	Amount	%	Amount	%
460 OTHER INCOME																
461 Interest	\$ 1,386	.06	\$ 32,565	1.08	\$ -0-	-0-	\$ 10,535	.73	\$ 9,569	.27	\$ 43,926	1.36	\$ 33,220	.93	\$ 6,750	.18
462 Gain & Loss on Sale Inv.	-0-	-0-	-0-	-0-	-0-	-0-	-0-	-0-	-0-	-0-	-0-	-0-	-0-	-0-	-0-	-0-
463 Gifts & Grants	15,500	.65	1,000	.03	-0-	-0-	-0-	-0-	1,119	.03	-0-	-0-	-0-	-0-	-0-	-0-
477 Fines & Penalties	-0-	-0-	629	.02	-0-	-0-	-0-	-0-	626	.02	-0-	-0-	-0-	-0-	157	.04
480 Proceeds Sale of Bonds	-0-	-0-	-0-	-0-	-0-	-0-	-0-	-0-	-0-	-0-	-0-	-0-	-0-	-0-	-0-	-0-
485 Misc. Revenue	-0-	-0-	9,131	.30	10,156	.43	4,199	.29	3,767	.10	19,573	.60	29,397	.83	1,440	.04
486 Proceeds - Sale of Fixed Assets	-0-	-0-	-0-	-0-	-0-	-0-	-0-	-0-	-0-	-0-	-0-	-0-	-0-	-0-	670	.02
490 Transfers	-0-	-0-	-0-	-0-	-0-	-0-	-0-	-0-	-0-	-0-	-0-	-0-	-0-	-0-	-0-	-0-
TOTAL OTHER INCOME	\$ 16,886	.71	\$ 43,325	1.43	\$ 10,156	.43	\$ 14,734	1.02	\$ 15,083	.42	\$ 63,499	1.96	\$ 62,617	1.76	\$ 9,017	.24
TOTAL REVENUE	\$ 2,363,629	98.57	\$ 3,021,937	100.00	\$ 2,388,181	100.00	\$ 1,111,478	77.16	\$ 3,623,885	100.00	\$ 3,240,664	100.00	\$ 3,475,157	97.45	\$ 3,661,326	98.36
Use of Unrestricted Funds	34,206	1.43	-0-	-0-	-0-	-0-	328,984	22.84	-0-	-0-	-0-	-0-	90,937	2.55	59,753	1.61
GRAND TOTAL REVENUE	\$ 2,397,835	100.00	\$ 3,021,937	100.00	\$ 2,388,181	100.00	\$ 1,440,462	100.00	\$ 3,623,885	100.00	\$ 3,240,664	100.00	\$ 3,566,094	100.00	\$ 3,721,079	100.00

TABLE 60 (continued)

GENERAL FUND ACCOUNT NUMBER	Area X Cedar Rapids		Area XI Ankeny		Area XII Sioux City		Area XIII Council Bluffs		Area XIV Creston		Area XV Ottumwa		Area XVI Burlington		TOTALS	
	Amount	%	Amount	%	Amount	%	Amount	%	Amount	%	Amount	%	Amount	%	Amount	%
460 OTHER INCOME																
461 Interest	\$ -0-	-0-	\$ 10,060	.75	\$ 7,590	.32	\$ -0-	-0-	\$ 9,809	.81	\$ -0-	-0-	\$ 6,804	.27	\$ 222,204	.43
462 Gain & Loss On Sale Inv	337	-0-	-0-	-0-	-0-	-0-	-0-	-0-	-0-	-0-	-0-	-0-	-0-	-0-	137	-0-
463 Gifts & Grants	1,467	.02	-0-	-0-	-0-	-0-	72,730	1.95	-0-	-0-	-0-	-0-	926	.04	92,742	.18
477 Fees & Penalties	-0-	-0-	-0-	-0-	-0-	-0-	63	-0-	-0-	-0-	125	-0-	838	.03	2,438	-0-
480 Proceeds Sale of Bonds	719	.01	-0-	-0-	-0-	-0-	-0-	-0-	-0-	-0-	-0-	-0-	-0-	-0-	719	-0-
485 Misc Revenue	-0-	-0-	107,356	1.31	7,508	2.60	6,486	.17	7,444	.62	52,210	1.48	51,763	2.08	365,433	.70
486 Proceeds - Sale of Fixed Assets	-0-	-0-	-0-	-0-	-0-	-0-	-0-	-0-	-0-	-0-	9,075	.26	-0-	-0-	9,745	.02
490 Transfers	-0-	-0-	-0-	-0-	-0-	-0-	68,786	1.85	-0-	-0-	-0-	-0-	-0-	-0-	68,786	.13
TOTAL OTHER INCOME	\$ 7,523	.03	\$ 167,416	2.04	\$ 7,088	2.92	\$ 148,065	3.97	\$ 17,256	1.43	\$ 61,410	1.74	\$ 60,331	2.42	\$ 762,204	1.46
TOTAL REVENUE	\$ 7,005,679	98.52	\$ 8,209,301	100.00	\$ 2,404,330	100.00	\$ 3,667,891	98.39	\$ 1,206,490	100.00	\$ 3,468,542	98.42	\$ 2,487,808	100.00	\$ 51,395,298	98.59
Use of Unrestricted Funds	106,098	1.48	-0-	-0-	1	-0-	59,980	1.61	-0-	-0-	55,616	1.58	-0-	-0-	735,575	1.41
GRAND TOTAL REVENUE	\$ 7,111,777	100.00	\$ 8,209,301	100.00	\$ 2,404,331	100.00	\$ 3,727,871	100.00	\$ 1,206,490	100.00	\$ 3,524,158	100.00	\$ 2,487,808	100.00	\$ 52,130,873	100.00

TABLE 60 (continued)

GENERAL FUND ACTUAL EXPENSE	Area I Calmar		Area II Pason City		Area III Estherville		Area IV Sheldon		Area V Fort Dodge		Area VI Marshalltown		Area VII Waterloo		Area IX Davenport	
	Amount	%	Amount	%	Amount	%	Amount	%	Amount	%	Amount	%	Amount	%	Amount	%
SALARIES																
600 Administrative	\$ 85,250	3.56	\$ 166,668	5.73	\$ 58,000	2.48	\$ 105,796	7.34	\$ 256,681	7.22	\$ 173,596	5.74	\$ 279,208	7.83	\$ 229,706	6.17
601 Professional	259,833	10.84	250,225	8.60	249,622	10.68	112,974	7.84	301,509	8.48	265,703	8.79	176,485	4.95	294,686	7.92
602 Instructional	925,648	39.60	1,219,638	41.92	986,696	42.23	500,769	34.76	1,756,103	49.37	1,393,687	46.12	1,347,695	37.75	1,659,365	44.60
603 Secretarial & Clerical	127,599	5.32	169,091	5.75	103,968	4.45	89,282	6.20	125,068	3.51	123,629	4.09	141,577	3.97	254,574	6.84
604 Service Staff	67,696	2.83	112,209	3.89	33,146	1.42	26,903	1.87	94,958	2.67	115,949	3.84	103,684	2.91	83,258	2.24
605 Student Wages (Fed.)	27,960	1.16	40,432	1.39	38,605	1.65	7,796	0.54	36,251	1.02	115,284	3.81	49,571	1.39	51,279	1.38
606 Student Wages (Voc.)	-0-	-0-	-0-	-0-	9,371	0.40	2,044	0.14	-0-	-0-	-0-	-0-	28,329	0.79	12,756	0.34
607 Related Payroll Costs	57,233	2.39	7,100	0.24	7,083	0.31	4,547	0.32	-0-	-0-	11,056	0.37	16,973	0.48	911	0.03
608 Workmans Comp. Ins.	2,120	0.09	4,096	0.14	23,195	0.99	24,701	1.72	51,220	1.44	52,387	1.73	50,021	1.40	61,476	1.65
609 FICA	77,337	3.22	84,399	2.90	71,559	3.06	42,659	2.96	126,149	3.55	105,348	3.49	108,937	3.06	131,823	3.54
609 IPERS	37,371	1.56	47,728	1.64	39,504	1.69	24,213	1.68	73,320	2.06	59,124	1.96	58,964	1.65	71,821	1.93
609 Auto Allowance	-0-	-0-	-0-	-0-	10,093	0.43	-0-	-0-	-0-	-0-	-0-	-0-	-0-	-0-	-0-	-0-
TOTAL SALARIES	\$1,118,047	69.57	\$2,088,787	71.79	\$1,634,084	69.92	\$942,674	63.44	\$2,824,476	79.41	\$2,417,783	80.01	\$2,364,649	66.31	\$2,851,684	76.64
CONTRACTUAL SERVICES																
600 Professional	28,443	1.19	7,722	0.27	38,957	1.67	18,541	1.29	34,864	0.98	6,514	0.22	48,976	1.37	31,365	0.84
601 Custodial	314	0.01	-0-	-0-	368	0.02	1,027	0.07	-0-	-0-	-0-	-0-	-0-	-0-	1,226	0.03
602 Membership	3,842	0.16	3,497	0.12	4,470	0.19	2,533	0.17	6,109	0.17	2,055	0.07	804	0.02	7,726	0.21
603 Publications (Legal)	1,060	0.04	1,379	0.05	423	0.02	530	0.04	409	0.01	1,753	0.06	235	0.01	200	0.01
604 Main & Repair Equip.	1,922	0.08	8,828	0.30	12,051	0.51	32,437	2.25	20,564	0.58	11,636	0.39	14,028	0.39	34,774	0.94
605 Main & Repair Bldgs.	1,637	0.11	10,240	0.49	10,908	0.47	2,144	0.15	2,334	0.08	3,156	0.10	5,776	0.16	10,411	0.28
606 Main & Repair Grounds	268	0.01	140	0.00	2,062	0.09	-0-	-0-	6,617	0.19	85	0.00	760	0.02	2,283	0.06
607 Reproductive Services	1,405	0.06	12,804	0.44	7,897	0.34	14,677	1.02	3,890	0.11	5,826	0.19	10,379	0.30	33,047	0.89
608 Printing & Repro Serv.	10,472	0.45	6,954	0.24	14,073	0.60	6,472	0.45	11,796	0.33	16,411	0.54	14,901	0.42	7,204	0.19
609 Community Port	24,012	1.00	23,702	0.81	30,527	1.30	14,370	1.00	27,839	0.78	26,660	0.88	29,607	0.83	40,949	1.10
610 Increase	11,005	0.46	19,656	0.68	13,324	0.57	9,904	0.69	14,687	0.42	22,717	0.75	24,193	0.68	24,312	0.65
611 Rental of Materials	48,470	2.02	59,434	2.04	58,645	2.51	44,201	3.07	99,289	2.79	74,605	2.47	141,106	3.96	94,508	2.54
612 Rental of Equip.	1,419	0.06	2,823	0.10	-0-	-0-	304	0.02	5,033	0.14	89,515	2.96	7,400	0.21	40,229	1.06
613 Rental of Bldgs.	61,196	2.40	137,334	4.72	22,904	0.98	930	0.06	29,870	0.84	15,242	0.43	4,493	0.12	11,435	0.31
614 Rental of Equip.	102	0.01	13,471	0.46	35,681	1.53	27,214	1.89	16,242	0.45	15,778	0.45	6,752	0.19	9,519	0.26
615 Rental of Equip.	15,368	0.59	14,108	0.49	12,631	0.55	5,454	0.38	16,715	0.47	15,778	0.45	6,752	0.19	9,519	0.26
616 Rental of Equip.	43	0.00	33,548	1.16	6,931	0.30	1,626	0.12	30,136	0.85	36,709	1.20	33,597	0.93	26,322	0.68
TOTAL CONTRACTUAL SERVICES	\$ 11,117	0.45	\$ 19,775	0.67	\$ 272,272	11.65	\$ 182,564	12.67	\$ 285,998	9.17	\$ 317,410	10.50	\$ 405,594	11.52	\$ 377,497	10.15

TABLE 60 (continued)

GENERAL FUND	Area X		Area XI		Area XII		Area XIII		Area XIV		Area XV		Area XVI		TOTALS	
	Cedar Rapids	Ankeny	Sioux City	Council Bluffs	Creston	Ottumwa	Burlington	Amount	%	Amount	%	Amount	%	Amount		%
ACTUAL REVENUE	\$ 396,785	4.31	\$ 351,833	4.34	\$ 107,240	4.46	\$ 235,036	6.31	\$ 122,600	11.13	\$ 140,567	3.99	\$ 212,816	8.89	\$ 2,833,782	5.52
401 Administration	894,093	12.47	854,224	10.53	191,477	7.97	233,858	6.27	83,214	7.55	520,201	14.76	149,099	6.23	4,837,203	9.41
410 Professional-Teaching	2,644,445	36.87	3,078,916	37.95	1,117,127	46.46	1,707,784	45.81	416,905	37.83	1,185,107	32.63	1,245,541	52.04	21,185,626	41.23
420 Instructional	489,578	6.81	538,430	6.64	85,805	3.46	200,817	5.38	43,427	3.94	199,407	5.66	104,843	4.36	2,704,895	5.26
430 Secretarial & Clerical	250,593	3.49	160,617	1.98	43,764	1.82	130,932	3.51	26,328	2.39	145,242	4.06	36,518	1.53	1,430,797	2.78
440 Service Staff	111,793	1.56	87,947	1.08	15,706	.65	67,878	1.82	17,466	1.58	47,777	1.36	29,827	1.25	745,569	1.45
450 Student wages (Fed)	-	-	19,345	.24	10,247	.43	-	-	-	-	6,602	.19	8,143	.34	96,837	.19
460 Student wages (Other)	85,917	1.20	7,239	.09	4,939	.21	120	-	13,492	1.22	5,359	.15	11,474	.48	176,200	.34
470 Related Payroll Costs	102,630	1.43	106,182	1.31	49,710	2.07	94,791	2.54	25,040	2.27	60,903	1.73	24,821	1.00	629,720	1.62
480 Veterans Com. Insur.	4,805	.07	-	-	7,054	.30	-	-	527	.05	-	-	2,828	.11	33,944	.07
490 FICA	234,192	3.26	261,625	3.22	80,668	3.36	130,426	3.50	37,064	3.36	113,610	3.22	86,764	3.63	1,692,560	3.29
500 IPERS	134,650	1.89	137,700	1.70	43,230	1.80	74,732	2.01	20,249	1.84	62,699	1.78	45,989	1.92	931,294	1.81
510 Auto Allowance	-	-	-	-	-	-	-	-	-	-	-	-	-	-	10,093	.02
TOTAL SALARIES	\$ 1,231,491	72.95	\$ 1,604,058	69.08	\$ 1,754,367	72.99	\$ 2,876,171	77.15	\$ 896,312	73.16	\$ 2,485,474	70.53	\$ 1,957,863	81.80	\$ 37,588,520	72.99
CONTRACTUAL SERVICES	92,700	4.09	44,076	.54	10,942	.45	16,667	.45	7,215	.65	110,589	3.14	25,935	1.08	723,506	1.41
601 Professional	5,003	.07	67,056	.83	-	-	-	-	-	-	10,940	.31	4,880	.20	30,834	.18
603 Custodial	8,043	.11	5,185	.06	1,754	.07	5,481	.15	7,162	.65	10,722	.31	3,384	.14	72,767	.14
604 Membership	310	-	106	.01	163	.01	542	.01	602	.06	340	.01	873	.04	8,925	.02
605 Publications (Legal)	43,036	.60	75,091	.93	18,227	.76	26,677	.72	14,493	1.31	24,151	.69	6,798	.28	356,523	.69
609 Mail & Repair-Equip.	6,464	.09	12,050	.15	7,433	.31	3,714	.10	2,218	.20	17,580	.50	2,250	.09	103,915	.20
610 Mail & Repair-Bldg.	5,364	.08	9,580	.12	-	-	2,322	.06	959	.09	1,112	.03	936	.04	32,708	.06
611 Information Services	22,342	.31	12,743	.17	22,328	.93	11,142	.30	8,142	.74	8,684	.25	16,799	.70	217,873	.43
612 Printing & Repro. Serv.	22,648	.32	62,029	.76	9,025	.38	9,843	.26	4,348	.39	20,541	.58	18,724	.76	255,719	.46
613 Publications	53,822	.74	41,285	.51	10,859	.83	24,361	.65	5,573	.51	42,596	1.21	11,168	.47	318,460	.62
614 Insurance	161,763	2.26	227,096	2.80	56,423	2.35	110,881	2.97	35,184	3.19	99,746	2.83	45,408	1.90	1,356,959	2.64
615 Utilities	2,038	.03	-	-	777	.03	4,268	.12	1,394	.13	6,194	.16	1,690	.07	94,368	.18
616 Rental of Equip.	83,040	1.16	461,268	5.68	45,214	1.88	55,456	1.49	-	-	32,478	1.49	21,821	.91	1,129,007	2.20
617 Travel	19,178	.27	47,044	.58	13,880	.58	7,095	.19	-	-	32,644	.93	12,884	.54	240,453	.47
618 Other	5,548	.08	35,739	.45	9,656	.40	14,808	.40	5,420	.49	12,812	.36	6,562	.26	196,049	.38
TOTAL CONTRACTUAL SERVICES	\$ 1,169,146	11.69	\$ 1,994,146	17.18	\$ 259,716	10.64	\$ 396,809	10.64	\$ 100,446	9.57	\$ 600,688	17.20	\$ 414,110	16.80	\$ 556,306	1.08



TABLE 60 (continued)

GENERAL FUND ACT. A. EXP. E	Area I Calmar		Area II Mason City		Area III Estherville		Area IV Sheldon		Area V Fort Dodge		Area VI Marshalltown		Area VII Waterloo		Area IX Davenport	
	Amount	%	Amount	%	Amount	%	Amount	%	Amount	%	Amount	%	Amount	%	Amount	%
MATERIALS, SUPPLIES & TRAVEL																
Client on Expense	\$ 5,115	.13	\$ 529	.01	\$ 558	.02	\$ 903	.06	\$ 90	-.01	\$ 1,523	.06	\$ 9,082	.25	\$ 1,715	.05
Exp. Materials & Supplies	10,204	4.46	65,681	2.26	54,296	2.53	53,025	3.68	92,081	2.59	63,286	2.09	255,938	7.18	97,004	2.41
Office Materials & Sup.	20,504	.87	22,474	.88	30,283	1.30	20,483	1.42	57,707	1.62	18,856	.62	36,899	1.03	22,271	.60
Printing	4,774	.20	4,107	.14	239	.01	1,116	.08	15,558	.44	8,595	.27	12,468	.35	11,156	.30
Library Materials & Sup.	-	-	1,566	.05	3,974	.17	-	-	5,958	.17	8,058	.27	1,263	.03	1,538	.04
Signs, Consts, Mtls & Sup.	1,011	.04	10,789	.37	2,297	.10	6,579	.46	5,143	.15	2,649	.09	6,003	.17	14,293	.38
Janitorial Mtls & Sup.	27,192	1.13	6,920	.24	15,697	.67	8,654	.61	16,361	.46	9,077	.30	11,565	.32	16,053	.43
Books Mtls & Sup.	11,395	.77	3,493	.12	19,883	.85	6,396	.49	3,677	.10	1,335	.05	3,867	.11	17,984	.48
Other Mtls & Sup.	488	.02	258	.01	-	-	2,563	.18	-	-	451	.02	7,712	.22	118	.00
Other Mtls & Sup.	5,800	.24	1,614	.05	157	.01	2,151	.15	-	-	9,608	.32	10,218	.29	-	-
Mgmt., Recruit. & Gen. Tra.	49,969	2.08	46,484	1.60	59,704	2.55	26,599	1.84	85,950	2.36	51,598	1.71	45,615	1.28	48,290	1.30
TOTAL MTL, SLP. & TRA.	\$ 236,752	9.94	\$ 166,715	5.73	\$ 187,088	8.01	\$ 129,129	8.97	\$ 280,525	7.89	\$ 175,536	5.81	\$ 400,630	11.23	\$ 230,422	6.19
OTHER CURRENT EXPENSES																
Contribution for Resale	-	-	2,275	.08	-	-	-	-	-	-	-	-	-	-	-	-
Cost of Sales	-	-	-	-	-	-	-	-	-	-	-	-	-	-	-	-
Interest on Debt	3,396	.14	-	-	-	-	739	.05	168	.01	-	-	14,559	.41	10,218	.27
Pay. on Debt Prin.	-	-	-	-	-	-	-	-	-	-	-	-	-	-	-	-
Scholarships	-	-	-	-	-	-	-	-	-	-	-	-	-	-	-	-
Trainers	-	-	-	-	-	-	-	-	-	-	-	-	-	-	-	-
Depreciation	-	-	-	-	-	-	-	-	-	-	-	-	-	-	-	-
Employer Tax	-	-	-	-	-	-	-	-	63	.00	-	-	-	-	-	-
Employer Social	-	-	-	-	-	-	-	-	-	-	-	-	-	-	-	-
Student Serv.	-	-	-	-	-	-	-	-	-	-	-	-	-	-	-	-
Student Consumation	6,972	.27	-	-	-	-	-	-	-	-	-	-	-	-	-	-
Other Current Exp.	400	.02	11,987	.41	-	-	-	-	9,051	.25	14,450	.46	2,474	.07	-	-
TOTAL OTHER CURRENT EXP.	10,368	.43	14,562	.49	-	-	739	.05	9,302	.26	14,450	.46	17,035	.48	10,218	.27

TABLE 60 (continued)

GENERAL FUND ACTUAL REVENUE	Area X Clear Falls		Area XI Akeny		Area XII Sigox City		Area XIII Council Bluffs		Area XIV Creston		Area XV Ottumwa		Area XVI Burlington		TOTALS		
	Amount	%	Amount	%	Amount	%	Amount	%	Amount	%	Amount	%	Amount	%	Amount	%	
MATERIALS, SUPPLIES & TRAVEL																	
630																	
631	Election Expense	\$ 2,662	.03	\$ 1,258	.05	\$ 587	.02	\$ 1,285	.12	\$ 1,301	.04	\$ 1,301	.04	\$ 4	-.00	\$ 25,607	.05
632	El. Materials & Supplies	190,952	2.66	122,971	5.11	104,486	2.80	45,039	4.09	85,866	2.44	1,653,131	3.22	46,374	1.94	1,653,131	3.22
633	Office Matls. & Supplies	53,468	.62	27,619	1.15	10,706	.29	3,671	.33	20,717	.59	401,810	.78	8,598	.36	401,810	.78
634	Periodicals	7,956	.09	4,493	.19	6,683	.18	3,065	.28	5,951	.17	95,177	.19	3,504	.15	95,177	.19
635	Library Materials & Sup.	17,431	.20	4,492	.19	1,044	.03	3,784	.34	626	.02	1,645	.03	1,645	.07	58,132	.11
636	Books, Matls. & Supplies	6,619	.08	32,265	.40	8,779	.24	3,202	.29	13,240	.37	2,682	.11	135,551	.27	135,551	.27
641	Journal, Matls. & Sup.	13,087	.15	21,468	.26	3,655	.10	3,980	.36	6,972	.20	5,547	.23	187,515	.37	187,515	.37
642	Vehicles, Matls. & Sup.	15,398	.18	7,150	.30	2,201	.06	1,962	.18	39,504	1.12	1,059	.05	149,948	.29	149,948	.29
643	Land, Matls. & Supplies	2,207	.03	9,511	.12	7,499	.20	170	.01	107	.00	551	.02	31,615	.06	31,615	.06
644	Other Matls. & Supplies	9,516	.11	8,494	.10	-	-	4,144	.38	3,907	.11	2,706	.11	58,315	.11	58,315	.11
645	Wagr. Recruit & Gen Travel	130,576	1.62	41,887	1.74	58,664	1.57	30,657	2.78	43,201	1.22	23,995	1.00	828,430	1.61	828,430	1.61
	TOTAL MATLS., SUP. & TRAVEL	455,431	6.35	231,338	9.62	204,504	5.49	100,989	9.16	221,412	6.28	96,646	4.04	3,625,231	7.06	3,625,231	7.06
OTHER CURRENT EXPENSES																	
650																	
651	Purchase for Resale	\$ 53,811	.47	-	-	-	-	-	-	-	-	-	-	-	-	\$ 59,720	.12
652	Inv. Sales	-	-	67	.00	-	-	-	-	-	-	-	-	-	-	67	.00
670	Interest on Debt	12,974	.19	-	-	15,181	.41	3,364	.31	5,685	.16	67,795	.13	543	.02	67,795	.13
672	Payment on Debt Prin.	-	-	-	-	-	-	-	-	-	-	-	-	-	-	-	-
673	Scholarships	-	-	-	-	-	-	-	-	-	-	-	-	-	-	-	-
680	Transfers	-	-	-	-	-	-	-	-	-	-	-	-	-	-	-	-
682	Depreciation	495	.01	-	-	-	-	-	-	-	-	-	-	-	-	495	.00
683	Property Tax	-	-	-	-	-	-	-	-	-	-	-	-	-	-	113	.00
684	Encl. serv. Serv.	-	-	-	-	-	-	-	-	-	-	-	-	-	-	-	-
685	Student Serv.	-	-	5,909	.25	-	-	-	-	-	-	-	-	-	-	5,909	.01
686	Student Comp.	-	-	-	-	-	-	-	-	-	-	-	-	-	-	-	-
687	Student Equip. Exp.	-	-	-	-	-	-	-	-	-	-	-	-	-	-	6,572	.01
688	Other Equip. Exp.	-	-	-	-	-	-	-	-	-	-	-	-	-	-	46,901	.09
	TOTAL OTHER CURRENT EXP.	\$ 45,080	.67	\$ 5,976	.25	\$ 15,181	.41	\$ 3,364	.31	\$ 31,460	.89	\$ 181,572	.35	\$ 959	.04	\$ 181,572	.35

TABLE 60 (continued)

LOCAL FUND	Area I Culbar		Area II Marion City		Area III Estherville		Area IV Sheldon		Area V Fort Dodge		Area VI Marshalltown		Area VII Waterloo		Area IX Davenport	
	Amount	%	Amount	%	Amount	%	Amount	%	Amount	%	Amount	%	Amount	%	Amount	%
700 CAPITAL OUTLAY																
710 Education, Furn & Equip.	\$ 146,257	6.10	\$ 169,404	5.79	\$ 163,037	6.98	\$ 136,206	9.59	\$ 52,915	1.49	\$ 62,043	2.06	\$ 209,530	5.88	\$ 181,795	4.88
720 Office Furn & Equip.	19,755	.82	49,823	1.69	1,444	.06	10,152	.71	37,454	1.05	6,123	.20	4,351	.12	11,122	.30
730 Construc. Furn. & Equip.	2,219	.09	6,175	.21	1,437	.05	1,185	.08	2,830	.08	295	.01	137,044	3.84	1,454	.04
740 Vehicles Furn. & Equip.	12,826	.52	20,116	.69	26,275	1.12	20,533	1.43	-0-	-0-	-0-	-0-	-0-	-0-	21,473	.58
750 Literary Books & Films	31,322	1.31	23,918	.82	28,048	1.20	9,133	.63	23,203	.65	28,168	.93	29,243	.82	18,226	.49
760 Misc. & Fixed Equip.	-0-	-0-	-0-	-0-	-0-	-0-	1,125	.08	-0-	-0-	-0-	-0-	-0-	-0-	441	.01
770 Land	-0-	-0-	-0-	-0-	-0-	-0-	-0-	-0-	-0-	-0-	-0-	-0-	-0-	-0-	-0-	-0-
780 Other Struct. & Equip.	1,701	.07	7,247	.25	23,619	1.01	5,022	.35	-0-	-0-	-0-	-0-	-0-	-0-	1,822	.05
790 Other Capital Outlay	-0-	-0-	5,205	.18	-0-	-0-	-0-	-0-	-0-	-0-	-0-	-0-	-0-	-0-	14,825	.40
TOTAL CAPITAL OUTLAY	\$ 215,750	8.91	\$ 279,888	9.62	\$ 245,558	10.42	\$ 185,356	12.87	\$ 116,402	3.27	\$ 96,629	3.20	\$ 380,188	10.66	\$ 251,158	6.75
TOTAL DISBURSEMENTS	2,397,835	100.00	2,909,440	100.00	2,337,002	100.00	1,440,462	100.00	3,556,701	100.00	3,021,791	100.00	3,566,094	100.00	3,721,079	100.00

TABLE 60 (continued)

GENERAL FUND	Area X Cedar Falls		Area XI Ankeny		Area XII Sioux City		Area XIII Council Bluffs		Area XIV Creston		Area XV Ottumwa		Area XVI Burlington		TOTALS	
	Amount	%	Amount	%	Amount	%	Amount	%	Amount	%	Amount	%	Amount	%	Amount	%
CAPITAL OUTLAY																
700 Educ. Furn. & Equip.	\$ 204,899	2.86	\$ 462,168	5.70	\$ 120,999	5.05	\$ 177,450	4.76	\$ 44,796	4.07	\$ 220,510	6.26	\$ 100,444	4.20	\$ 2,453,453	4.77
720 Office Furn. & Equip.	34,836	.48	49,129	.60	14,475	.60	16,284	.44	5,743	.52	11,591	.33	4,877	.20	276,199	.54
730 Cons. Furn. & Equip.	6,689	.09	5,204	.06	4,480	.19	881	.02	1,992	.18	359	.01	3,267	.14	175,211	.34
740 Vehicles Furn. & Equip.	36,669	1.35	11,233	.14	337	.01	-0-	-0-	1,348	.12	33,173	.94	1,269	.05	244,850	.48
750 Literary Books & Film	21,410	.30	75,174	.93	16,041	.67	-0-	-0-	19,271	1.75	15,592	.44	16,075	.67	354,894	.69
760 Bldgs. & Fixed Equip.	204,637	2.85	5,321	.07	-0-	-0-	40,761	1.09	2,594	.24	-0-	-0-	-0-	-0-	254,879	.49
770 Land	-0-	-0-	-0-	-0-	-0-	-0-	-0-	-0-	9,749	.88	-0-	-0-	-0-	-0-	9,749	.02
780 Other Structures & Equip.	-0-	-0-	-0-	-0-	-0-	-0-	-0-	-0-	-0-	-0-	-0-	-0-	-0-	39,411	.08	
790 Other Capital Outlay	14,844	.21	-0-	-0-	-0-	-0-	-0-	-0-	440	.04	3,911	.11	-0-	-0-	39,246	.08
TOTAL CAPITAL OUTLAY	\$ 1,04,034	8.14	\$ 608,229	7.50	\$ 156,332	6.50	\$ 235,376	6.31	\$ 86,933	7.80	\$ 285,126	8.09	\$ 125,932	5.26	\$ 3,687,891	7.49
TOTAL DISBURSEMENTS	\$ 7,171,777	100.00	\$ 8,112,947	100.00	\$ 2,404,331	100.00	\$ 3,727,871	100.00	\$ 1,102,044	100.00	\$ 3,524,158	100.00	\$ 2,393,570	100.00	\$ 51,387,102	100.00

349

TABLE 61

A DOLLAR COMPARISON BETWEEN 1974 BUDGET REVENUE FROM BUDGET FORM
AND 1974 ACTUAL REVENUE FROM ANNUAL REPORT FORM BY SOURCE

	1974 Budget Revenue	1974 Actual Revenue	Different Budget Over (Under) Actual
Student Fees	\$ 472,052	\$ 545,430	\$ 73,378
Tuition	11,124,491	11,282,168	156,677
Local Support	6,447,273	6,147,444	(299,829)
General Aid	15,099,967	16,118,969	1,019,002
Vocational Aid	4,940,620	5,557,938	617,318
Other State Aid	631,557	1,531,900	900,343
Federal Support	9,420,060	8,722,260	(697,800)
Sales and Service	590,614	726,985	136,371
Other Income	233,030	762,204	529,174
Use of Unrestricted Fund Balance	<u>1,245,846</u>	<u>735,575</u>	<u>510,271</u>
TOTAL REVENUE	<u>\$50,205,510</u>	<u>\$52,130,873</u>	<u>\$ 1,925,363</u>

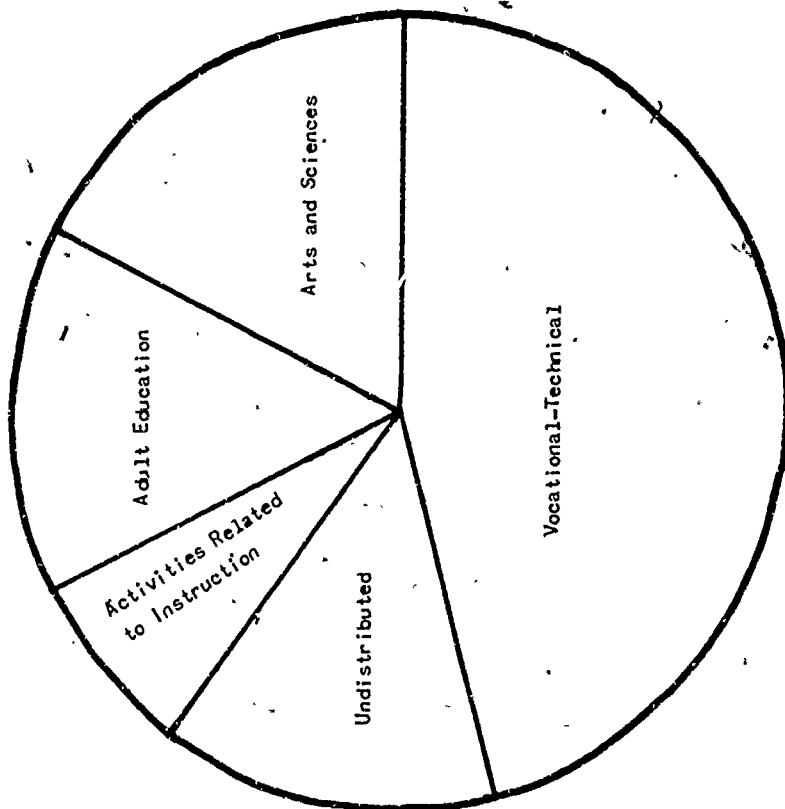
TABLE 62

A DOLLAR COMPARISON BETWEEN 1974 BUDGET EXPENDITURES FROM BUDGET FORM
AND 1974 ACTUAL EXPENDITURES FROM ANNUAL REPORT FORM - BY CATEGORY

	1974 Budget Expenditure	1974 Actual Expenditure	Different Budget Over (Under) Actual
Liberal Arts & Sciences	\$ 8,446,666	\$ 8,162,464	(284,202)
Vocational-Technical	16,742,112	18,818,764	2,076,652
Adult Education	6,210,846	5,872,775	(338,071)
Activities Related	3,620,857	3,499,233	(121,624)
Administration	3,978,124	3,696,440	(281,684)
Student Services	3,964,784	3,956,486	(8,298)
Learning Resources	1,722,287	1,767,058	44,771
Physical Plant	5,358,252	5,455,282	97,030
Function 9	<u>161,582</u>	<u>158,600</u>	<u>(2,982)</u>
TOTAL EXPENDITURES	\$50,205,510	\$51,387,102	\$ 1,181,592

351

REVENUE



EXPENDITURES

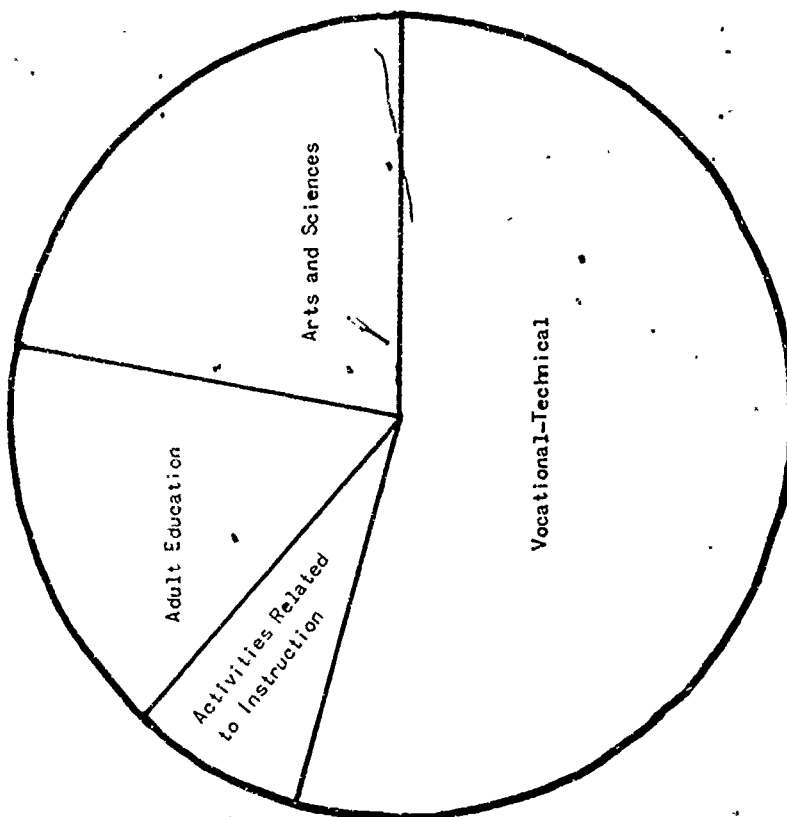


FIGURE 12
1974 AREA SCHOOLS GENERAL FUND
REVENUE AND EXPENDITURES AS ASSIGNED
TO THE FOUR EDUCATIONAL FUNCTIONS

TABLE 63

AREA SCHOOLS STATE GENERAL AND VOCATIONAL AID*
FOR FISCAL YEAR 1974

<u>Merged Area.</u>	<u>Arts & Sciencea</u>	<u>Voc-Tech</u>	<u>Adult</u>	<u>Total</u>
I - Calmar	\$ - 0 -	\$ 762,666	\$ 210,639	\$ 973,305
II - Mason City	501,419	612,427	278,299	1,392,145
III - Eatherville	289,740	522,471	126,396	938,607
IV - Sheldon	- 0 -	489,676	60,499	550,175
V - Fort Dodge	560,465	835,129	277,388	1,672,982
VI - Marshalltown	791,248	576,653	374,191	1,742,092
VII - Waterloo	- 0 -	1,447,426	281,361	1,728,787
IX - Davenport	360,377	1,090,344	216,376	1,667,097
X - Cedar Rapids	527,244	1,780,759	441,203	2,749,206
XI - Ankeny	569,453	1,768,957	578,677	2,917,087
XII - Sioux City	- 0 -	831,920	300,940	1,132,860
XIII - Co. Bluffa	299,577	1,027,821	310,827	1,638,225
XIV - Creston	121,879	259,409	184,312	565,600
XV - Ottumwa	161,011	1,009,860	346,336	1,517,207
XVI - Burlington	394,207	565,671	159,047	1,118,925
TOTAL	<u>\$4,576,620</u>	<u>\$13,581,189</u>	<u>\$4,146,491</u>	<u>\$22,304,300</u>

* State general aid for each area school is a line-item allocation which has been divided among the three functions based on actual FTEE. Vocational aid for each area school is an actual reimbursement. A portion of this is accounted for in adult for vocational supplementary programs.

TABLE 64

AREA SCHOOL STATE GENERAL AID*
FOR FISCAL YEAR 1974

<u>Merged Area</u>	<u>Arts & Sciences</u>	<u>Voc-Tech</u>	<u>Adult</u>	<u>Total</u>
I - Calmar	\$ - 0 -	\$ 361,936	\$ 194,889	\$ 556,825
II - Mason City	501,419	345,422	267,424	1,114,265
III - Estherville	289,740	318,714	115,896	724,350
IV - Sheldon	- 0 -	289,271	55,099	344,370
V - Fort Dodge	560,465	507,087	266,888	1,334,440
VI - Marshalltown	791,248	365,191	365,191	1,521,630
VII - Waterloo	- 0 -	782,209	260,736	1,042,945
IX - Davenport	360,377	604,503	197,625	1,162,505
X - Cedar Rapids	527,244	1,015,433	410,078	1,952,755
XI - Ankeny	569,453	1,073,200	547,552	2,190,205
XII - Mason City	- 0 -	430,035	286,690	716,725
XIII - Co. Bluffs	299,577	510,391	299,577	1,109,545
XIV - Creston	121,879	148,964	180,562	451,405
XV - Ottumwa	161,011	513,223	332,086	1,006,320
XVI - Burlington	394,207	332,886	148,922	876,015
TOTAL	<u>\$4,576,620</u>	<u>\$7,598,465</u>	<u>\$3,929,215</u>	<u>\$16,104,304</u>

* State general aid for each area school is line-item allocation which has been divided among the three functions based on actual FTEE.

TABLE 65

AREA SCHOOLS STATE VOCATIONAL AID*
FOR FISCAL YEAR 1974.

<u>Merged Area</u>	<u>Voc-Tech</u>	<u>Adult</u>	<u>Total</u>
I - Calmar	\$ 400,730	\$ 15,750	\$ 416,480
II - Mason City	267,005	10,875	277,880
III - Estherville	203,757	10,500	214,257
IV - Sheldon	200,405	5,400	205,805
V - Fort Dodge	328,042	10,500	338,542
VI - Marshalltown	211,462	9,000	220,462
VII - Waterloo	665,217	20,625	685,842
IX - Davenport	485,841	18,751	504,592
X - Cedar Rapids	765,326	31,125	796,451
XI - Ankeny	695,757	31,125	726,882
XII - Sioux City	401,885	14,250	416,135
XIII - Co. Bluffs	517,430	11,250	528,680
XIV - Creston	110,445	3,750	114,195
XV - Ottumwa	496,637	14,250	510,887
XVI - Burlington	232,785	10,125	242,910
TOTAL	<u>\$5,982,724</u>	<u>\$217,276</u>	<u>\$6,200,000</u>

* Vocational aid for each area school is an actual reimbursement. A portion of this is accounted for in adult for vocational supplementary programs.

TABLE 66

ACTUAL PLANT FUND REVENUE BY AREA SCHOOL FOR
FISCAL YEAR 1974 FROM ANNUAL REPORT

Area School	Local Support Property Tax	State Support	Federal Support	Sales and Service	Other Income*	Unrestricted Fund Usage	Total Revenue
I	395,719	-0-	-0-	828	301,308	-0-	697,855
II	369,455	-0-	24,360	3,000	54,756	-0-	451,571
III	249,091	-0-	71,273	-0-	3,106	45,668	369,138
IV	204,940	-0-	-0-	-0-	-0-	-0-	204,940
V	506,005	-0-	-0-	-0-	28,886	970,612	1,505,503
VI	262,018	-0-	41,442	-0-	85,725	199,726	588,911
VII	317,480	-0-	-0-	-0-	1,343	148,807	467,630
IX	545,735	-0-	-0-	2,205	52,238	911,518	1,511,696
X	666,541	-0-	-0-	-0-	38,228	310,411	1,015,180
XI	1,133,056	-0-	-0-	-0-	196,052	1,819,270	3,148,378
XII	390,653	-0-	-0-	-0-	85,169	1,348,323	1,824,145
XIII	310,843	-0-	-0-	6,985	31,279	36,292	385,399
XIV	166,056	-0-	23,053	13,542	109,848	416,093	728,592
XV	265,890	-0-	-0-	150	14,910	-0-	280,950
XVI	226,149	-0-	-0-	4,590	75,840	-0-	306,579
TOTAL	6,009,631	-0-	160,128	31,300	1,078,688	6,206,720	13,486,467

*Less Transfers

TABLE 67

ACTUAL PLANT FUND EXPENDITURES BY AREA SCHOOL
FOR FISCAL YEAR 1974 FROM ANNUAL REPORT

Area School	Salaries	Contractual Services	Materials Supplies and Travel	Other Current Expenses*	Capital Outlay	Total Expenditures
I	-0-	-0-	4,154	283,288	345,363	632,805
II	-0-	-0-	-0-	33,608	364,740	398,348
III	-0-	-0-	-0-	-0-	369,138	369,138
IV	-0-	-0-	-0-	3,299	198,916	202,215
V	-0-	16,768	-0-	29,531	1,459,204	1,505,503
VI	-0-	-0-	-0-	27,445	561,466	588,911
VII	-0-	-0-	-0-	-0-	467,630	467,630
IX	-0-	-0-	-0-	6,972	1,504,724	1,511,696
X	-0-	1,707	-0-	6,303	1,007,170	1,015,180
XI	-0-	-0-	-0-	86,631	3,061,747	3,148,378
XII	-0-	-0-	-0-	243,750	1,580,395	1,824,145
XIII	-0-	-0-	-0-	117,228	268,171	385,399
XIV	1,585	14,260	3,047	143,972	565,728	728,592
XV	-0-	453	279	-0-	222,709	223,441
XVI	-0-	-0-	-0-	-0-	16,441	16,441
TOTAL	<u>1,585</u>	<u>33,188</u>	<u>7,480</u>	<u>982,027</u>	<u>11,993,542</u>	<u>13,017,822</u>

TABLE 68
AREA SCHOOL TUITION FOR 1973-74 SCHOOL YEAR

Area School	IOWA RESIDENTS										NON-IOWA RESIDENTS							
	Term Tuition			Year Tuition			Increase/Decrease* Year Tuition			Term Tuition			Year Tuition			Increase/Decrease* Year Tuition		
	Quarter	Semester	Three Quarter	Quarter	Semester	Three Quarter	Quarter	Semester	Three Quarter	Quarter	Semester	Three Quarter	Quarter	Semester	Three Quarter	Quarter	Semester	Three Quarter
	Year Tuition	Year Tuition	Year Tuition	Year Tuition	Year Tuition	Year Tuition	Year Tuition	Year Tuition	Year Tuition	Year Tuition	Year Tuition	Year Tuition	Year Tuition	Year Tuition	Year Tuition	Year Tuition	Year Tuition	Year Tuition
01-Cedar	\$175.00	\$--	\$375.00	\$25.00	\$--	\$75.00	\$250.00	\$--	\$750.00	\$50.00	\$--	\$150.00	\$--	\$--	\$--	\$--	\$--	\$--
02-Waterloo	--	200.00	--	--	5.00	--	--	300.00	--	--	600.00	--	--	7.50	--	--	15.00	--
03-Esterville	173.73	--	400.00	8.33	--	25.00	200.00	--	600.00	12.50	--	37.50	--	--	--	--	--	--
04-Shellhorst	100.00	--	300.00	--	--	--	150.00	--	450.00	--	--	--	--	--	--	--	--	--
05-Des Moines	--	200.00	--	--	5.00	--	--	300.00	--	--	600.00	--	--	7.50	--	--	15.00	--
06-Marshalltown	--	200.00	--	--	5.00	--	--	300.00	--	--	600.00	--	--	7.00	--	--	14.00	--
07-Waterloo	140.00	--	420.00	20.00	--	60.00	280.00	--	840.00	40.00	--	120.00	--	--	--	--	--	--
08-Des Moines	175.00	202.50	405.00	5.00	7.50	15.00	202.50	303.75	607.50	7.50	11.25	22.50	22.50	--	--	--	--	--
09-Cedar Rapids	175.00	--	405.00	10.00	--	30.00	202.50	--	607.50	15.00	--	45.00	--	--	--	--	--	--
10-Anchor (Career) (Col Park)	175.00	--	375.00	15.00	--	45.00	250.00	--	750.00	30.00	--	90.00	--	--	--	--	--	--
11-Des Moines	175.00	--	405.00	5.00	--	15.00	270.00	--	810.00	10.00	--	30.00	--	--	--	--	--	--
12-Des Moines	110.00	--	330.00	15.00	--	45.00	220.00	--	660.00	30.00	--	90.00	--	--	--	--	--	--
13-Des Moines	140.00	--	420.00	--	--	--	240.00	--	720.00	(80.00)	--	(240.00)	--	--	--	--	--	--
14-Des Moines	--	185.00	--	--	20.00	--	--	280.00	--	--	560.00	--	--	30.00	--	--	60.00	--
15-Des Moines	15.00	--	75.00	--	--	--	187.50	--	562.50	--	--	--	--	--	--	--	--	--
16-Des Moines	--	50.00	--	--	--	--	--	300.00	--	--	600.00	--	--	--	--	--	--	--
17-Des Moines	140.00	--	420.00	8.00	--	24.00	210.00	--	630.00	10.00	--	30.00	--	--	--	--	--	--
18-Des Moines	197.90	295.83	390.83	12.87	8.00	24.11	221.87	297.29	665.87	11.70	6.71	20.10	25.30	--	--	--	--	--

* If increase or decrease in tuition from 1st to 7th school year.
** If decrease in tuition from 1st to 7th school year.



TUITION RATES FOR ADULTS ENROLLED IN
SELECTED ADULT EDUCATION PROGRAMS IN AREA SCHOOLS DURING FY '74

The below tuitions in area schools are normally charged Iowa adults for enrolling in the adult education programs listed. Most area schools will have the opportunity to deviate from the below fees whenever it is necessary to do so. The programs listed below are not necessarily all administered by the Adult Education Divisions of the area schools. Unless otherwise indicated, the amounts shown reflect the tuition rates charged per contact hour.

Area School	General Adult and Continuing (Eligible for State General Aid)	General Adult and Continuing (Non-Eligible for State General Aid)	Career Supplementary	Adult College Parallel
I	2-5 hours \$2, 6-8 hours \$3, 9-11 hours \$4, 12-15 hours \$5, 16-20 hours \$7, 21-25 hours \$8, 26-30 hours \$9, 31-35 hours \$10, 36-40 hours \$12, 41-50 hours \$14 Fees for programs exceeding 50 hours in length will be determined on an individual basis.			
II	.50 cents	.50 cents	.50 cents	\$16.50 per credit hour
III	.30	.45	.30	\$12 per qtr. credit hr. for part-time students and \$8.35 per qtr. credit hr. on full-time students.
IV	.25-40	.35-40	.25-40	
V	.50	.50	.50	\$17 per semester credit hour
VI	.30	.40	.30	
VII	.40	.40	.40	
IX Davenport	.60	.60	.50	\$19.50 per semester hour
IX Muscatine	.60	.60	.60	\$13 per quarter hour
IX Clinton	.50	.50	.50	
X	.70	.70	.70	\$12 per quarter credit hour
XI	.25	.40	.50	
XII	.30	Cost of course prorated	.30	
XIII	.30	.60	.60	\$14 per quarter credit hour
XIV	.40	.60	.40	
XV	.60	.60	.60	\$.60 per contact hour
XVI	.55	.60	.55 for lecture hrs. .90 for shop (lab) hrs.	\$10 per quarter credit hour

TABLE 71
SUMMARY OF COST ANALYSIS FOR FY 1974

Agency Number	State Name	Total Contact Hour	Total Expenditures	Total Cost Per		Total Expenditures		Cost Per Contact		Total FTEE	Total Cost Per	
				Contact Hour	Expenditures	Contact Hour	Expenditures	Hour Without Capital Outlay	Capital Outlay		Total FTEE	Total FTEE
01-00000000	Agricultural Education	21,794	29,563	1.36	28,537	1.31	167.52	1.51	176.47	170.35	1,785.63	1,524.13
01-01000000	Agricultural Production	313,944	692,324	2.21	590,934	1.88	387.72	1.88	785.63	1,524.13	1,785.63	1,524.13
01-01000000	Farm Vets	587,424	599,327	1.02	578,713	0.99	848.16	0.99	706.62	682.32	706.62	682.32
01-01010101	Dairy Cattle Management	7,116	52,200	7.00	19,878	2.67	10.30	2.67	5,057.96	1,929.90	5,057.96	1,929.90
01-01010102	Beef Cattle Production	7,116	22,458	3.16	20,788	2.92	10.04	2.92	2,236.85	2,070.52	2,236.85	2,070.52
01-01010103	Animal Science - Horses	21,166	134,195	6.34	109,903	5.19	28.81	5.19	4,657.93	3,814.75	4,657.93	3,814.75
01-01010100	Animal Science - Poultry Management	127,572	221,753	1.74	212,637	1.67	173.36	1.67	1,279.03	1,226.56	1,279.03	1,226.56
01-02000000	Crop Science Production	4,170	53,218	12.76	27,149	6.51	5.54	6.51	9,606.14	4,900.54	9,606.14	4,900.54
01-02000000	Agricultural Supplies & Services	247,395	495,339	2.00	475,209	1.92	326.24	1.92	1,518.33	1,456.62	1,518.33	1,456.62
01-03020000	Agricultural Power & Machinery	260,751	650,858	2.50	607,833	2.33	284.96	2.33	2,284.03	2,133.06	2,284.03	2,133.06
01-05000000	Ornamental Horticulture	4,158	7,009	1.69	6,479	1.56	5.78	1.56	7,790.46	6,116.21	7,790.46	6,116.21
01-05020000	Floriculture	36,801	80,391	2.18	73,201	1.99	49.20	1.99	1,633.96	1,487.83	1,633.96	1,487.83
01-05030000	Landscape, Nursery & Garden	49,156	129,068	2.63	110,417	2.25	70.08	2.25	1,841.58	1,575.59	1,841.58	1,575.59
01-06000000	Agricultural Resources	92,095	161,494	1.75	137,813	1.50	127.74	1.50	1,264.24	1,078.86	1,264.24	1,078.86
01-06000000	Other Agriculture	40,854	79,111	1.94	69,770	1.71	59.87	1.71	1,321.38	1,165.36	1,321.38	1,165.36
03-00000000	Business Education	5,940	18,561	3.12	16,807	2.83	7.33	2.83	2,532.20	2,292.91	2,532.20	2,292.91
04-00000000	Distributive Education	6,244	11,650	1.87	10,805	1.73	9.33	1.73	1,248.06	1,158.09	1,248.06	1,158.09
04-02000000	Apparel & Accessories	190,614	273,220	1.43	261,938	1.37	259.77	1.37	1,051.78	1,088.35	1,051.78	1,088.35
04-03000000	Partners	46,537	112,858	2.43	107,956	2.32	58.32	2.32	1,935.15	1,851.10	1,935.15	1,851.10
04-04000000	Finance and Credit Banking	10,542	36,374	3.45	26,310	2.50	17.56	2.50	1,071.41	1,498.29	1,071.41	1,498.29
04-04010000	Finance and Credit - Consumer Credit	72	3,297	45.79	3,219	44.71	.11	44.71	25,361.54	24,761.54	25,361.54	24,761.54
04-04020000	Finance and Credit - Securities	338	4,027	11.91	3,818	11.30	.63	11.30	6,392.06	6,060.32	6,392.06	6,060.32
04-04030000	Finance and Credit - Agri. Banking	3,854	11,700	3.04	7,159	1.86	6.03	1.86	1,940.30	1,877.23	1,940.30	1,877.23
04-06000000	Food Distribution	71,350	128,940	1.81	123,762	1.73	97.33	1.73	1,324.77	1,271.57	1,324.77	1,271.57
04-06000000	General Merchandise	56,416	134,179	2.38	114,340	2.03	65.25	2.03	2,056.38	1,752.34	2,056.38	1,752.34
04-08010000	General Merchandise Specialist	256,214	374,169	1.58	340,706	1.44	323.41	1.44	1,156.95	1,053.48	1,156.95	1,053.48
04-09000000	Hardware and Building Material	16,510	34,475	2.09	32,926	1.99	18.73	1.99	1,840.63	1,757.93	1,840.63	1,757.93
04-10000000	Home Furnishings	12,998	22,703	1.75	21,582	1.66	17.97	1.66	1,263.38	1,201.00	1,263.38	1,201.00
04-11000000	Hotel and Lodging	6,924	49,612	7.17	26,493	3.83	10.04	3.83	4,941.43	2,628.75	4,941.43	2,628.75
04-12000000	Industrial Marketing	52,077	69,832	1.34	66,727	1.28	73.82	1.28	945.98	903.91	945.98	903.91
04-13000000	Insurance	3,911	24,391	6.24	22,665	5.80	6.06	5.80	4,024.92	3,740.10	4,024.92	3,740.10
04-14000000	Petroleum	17,231	40,740	2.36	40,271	2.34	22.87	2.34	1,797.09	1,776.40	1,797.09	1,776.40
04-15000000	Real Estate	1,833	6,865	3.75	6,656	3.63	3.39	3.63	2,025.07	1,963.42	2,025.07	1,963.42
04-16000000	Reading Improvement	3,938	18,581	4.72	17,848	4.53	6.53	4.53	2,845.48	2,733.23	2,845.48	2,733.23
04-17000000	Health Occupation Education	36,243	51,181	1.41	49,433	1.36	46.85	1.36	1,092.44	1,065.13	1,092.44	1,065.13
04-18000000	Central Assisting	258,842	491,402	1.90	440,210	1.70	352.29	1.70	1,394.88	1,249.57	1,394.88	1,249.57
04-19000000	Central Assisting - Preventive	524	7,261	8.81	3,155	3.80	1.11	3.80	6,541.44	2,824.32	6,541.44	2,824.32
04-20000000	Central Hygiene	-0-	126,279	-	16,797	-	-0-	-	-	-	-	-

TABLE 71 (continued)

Agency	State Name	Total Contact Hour	Total Expenditures \$	Total Cost Per Contact Hour \$	Total Expenditures w/o Capital Outlay \$	Cost Per Contact Hour Without Capital Outlay \$	Total FTEE	Total Cost Per Total FTEE \$	Cost Per FTEE w/o Capital Outlay \$
01-010000	Central Laboratory Technician	43,650	86,588	1.98	82,165	1.88	51.91	1,668.04	1,582.84
01-010000	Medical Laboratory Technician	3,126	13,292	4.25	7,022	2.25	3.85	3,452.47	1,823.90
01-010000	Medical Laboratory Assisting	127,311	232,376	1.83	214,324	1.68	152.18	1,526.98	1,408.36
01-031000	Nursing Associate Degree	832,567	1,431,889	1.72	1,365,857	1.60	1,068.4	1,335.95	1,230.57
01-032000	Practical Voc. Nurse	1,220,458	2,146,638	1.76	2,074,053	1.70	1,647.6	1,302.88	1,258.83
01-033000	Nursing Assistant Aide	8,040	14,368	1.79	13,769	1.71	11.11	1,293.25	1,239.33
01-034000	Surgical Technician, O.R.T.	110,773	232,009	2.09	222,748	2.01	134.48	1,722.23	1,656.37
01-041000	Occupational Therapy Asst.	29,960	52,698	1.76	50,225	1.68	38.55	1,367.00	1,302.85
01-042000	Environmental Health Technology	21,843	35,622	1.63	33,345	1.53	30.85	1,154.69	1,080.88
01-043000	Environmental Health Technician	3,454	14,719	4.26	13,797	3.99	5.76	2,555.38	2,395.31
01-044000	Health Care Facility Admin.	15,750	32,105	2.04	31,540	2.00	29.17	1,100.62	1,081.25
01-045000	Operative Therapy	54,771	69,314	1.27	53,779	.98	67.77	1,022.78	793.55
01-046000	Medical Assistant	241,180	360,522	1.49	335,563	1.39	312.45	1,153.66	1,073.97
01-047000	Orthopedic Assisting	26,004	52,945	2.04	50,457	1.94	30.84	1,716.89	1,636.09
01-048000	Care and Guidance of Children	194,145	154,145	2.01	145,335	2.00	92.61	1,664.45	1,569.32
01-049000	Cleaning Management, Production & Serv.	40,214	48,348	1.20	45,808	1.14	51.98	930.13	881.26
01-051000	Home Furnishings, Equip. and Services	79,224	125,942	1.59	118,869	1.50	101.89	1,236.06	1,166.64
01-052000	Off or Occupations - Secondary	180	1,221	6.78	1,217	6.76	.27	4,522.22	4,507.41
01-053000	Accountants	256,273	441,998	1.72	375,693	1.47	364.58	1,212.35	1,030.48
01-054000	Bookkeepers	170,089	359,809	2.12	298,057	1.75	222.62	1,616.25	1,338.86
01-055000	Computer Console Operator	40,525	74,500	1.84	69,461	1.71	56.68	1,314.40	1,225.49
01-056000	Typewriter and Coding Equip. Operator	16,327	61,040	2.32	58,919	2.24	32.20	1,895.65	1,829.78
01-057000	Programers	239,620	940,915	3.93	708,023	2.95	338.67	2,778.26	2,090.60
01-058000	Systems Analyst	12,174	22,933	1.88	22,532	1.85	13.77	1,665.43	1,636.31
01-059000	Pre-Office Clerical	25,132	53,937	2.15	40,593	1.62	37.10	1,453.83	1,094.15
01-060000	General Office Clerks	390,035	876,424	2.25	757,013	1.94	506.89	1,729.02	1,493.45
01-061000	Medical Office Clerks	20,376	32,199	1.58	30,313	1.49	25.41	1,267.18	1,192.96
01-062000	Executive Secretary	114,447	168,125	1.47	151,899	1.33	161.84	1,038.83	938.58
01-063000	Secretaries	479,739	816,829	1.70	745,044	1.55	628.66	1,185.13	1,185.13
01-064000	Medical Secretaries	96,533	141,684	1.47	136,077	1.41	135.74	1,043.79	1,002.48
01-065000	Legal Secretaries	59,096	144,751	2.45	93,640	1.59	85.40	1,694.98	1,098.83
01-066000	Insurance Secretaries	1,313	25,745	1.96	16,360	10.61	2.31	11,445.02	7,082.25
01-067000	Other Typists	2,168	3,917	1.76	3,730	1.72	3.26	1,170.86	1,144.17
01-068000	Pres. Clerical Training Program	-0-	5,408	-	5,408	-	-0-	-	-
01-069000	Technical Technicians	61,269	205,352	3.35	188,585	3.08	80.57	2,549.11	2,340.64
01-070000	Electronic Technicians	449,730	1,029,353	2.29	1,003,635	2.23	64.13	1,680.81	1,548.51
01-071000	Electronic Technicians	32,350	62,914	2.07	61,609	1.90	41.34	1,595.52	1,468.98
01-072000	Electronic Technicians and Production	15,954	45,133	3.04	47,213	2.96	21.90	2,197.85	2,156.07
01-073000	Electronic Technicians, Machines and Tool Tech	12,140	43,339	2.83	42,451	2.66	218.61	2,087.64	1,959.69
01-074000	Electronic Technicians and Production	11,229	3,831	3.33	37,514	3.33	13.58	2,281.72	2,262.61

TABLE 71 (continued)

Agency	State	State Name	Total Contact Hour	Total Expenditures	Total Cost Per Contact Hour	Total Expenditures w/o Capital Outlay	Cost Per Contact		Total FTEE	Total Cost Per Total FTEE	Cost Per FTEE w/o Capital Outlay
							Hour	Capital Outlay			
12-0119900	12	Mechanical, Tech, Design & Prod	18,111	\$ 95,610	\$ 5.17	\$ 92,438	\$ 4.99	25.55	\$ 3,742.07	\$ 3,617.93	
12-0040000	12	Food Service Supervisee	45,109	76,254	1.25	53,284	1.18	58.27	965.40	914.43	
12-0070000	12	Police Science Technolgy	112,282	263,408	2.35	241,009	2.15	160.53	1,640.86	1,501.33	
12-0090000	12	Educator Media Technolgy	8,247	37,615	4.56	35,767	4.34	15.77	2,463.33	2,342.31	
12-0100000	12	Air Conditioning	184,859	421,434	2.27	319,012	2.06	199.60	2,109.28	1,596.66	
12-0000000	12	Appliance Repair	15,369	25,891	1.68	25,325	1.55	20.93	1,237.03	1,209.99	
12-0100000	12	Automotive Services	30,966	44,008	1.42	43,390	1.40	37.54	1,172.50	1,155.85	
12-0100000	12	Auto Body Repair	220,659	569,516	2.58	532,362	2.41	264.89	2,146.23	2,009.82	
12-0100000	12	Auto Mechanics	657,370	1,589,082	2.42	1,434,422	2.18	811.60	1,957.96	1,767.40	
12-0100000	12	Service Station Mechanic	17,512	40,870	2.33	39,795	2.27	21.76	1,878.22	1,828.81	
12-0401000	12	Aircraft Maintenance	105,826	356,191	3.37	334,668	3.16	140.71	2,536.78	2,378.42	
12-0000000	12	Aviation Ground Operator	9,230	42,804	4.64	42,534	4.61	13.50	3,170.67	3,150.67	
12-0000000	12	Business Machine Maintenance	6,127	19,694	2.93	19,401	2.88	7.83	2,515.20	2,477.78	
12-0000000	12	Commercial Art Occupat on	147,477	228,205	1.55	202,770	1.37	186.10	1,826.25	1,089.58	
12-0000000	12	Commercial Photography	73,826	167,865	2.27	114,816	1.55	92.08	1,823.01	1,246.92	
12-1000000	12	Carpentry	249,233	619,933	2.50	536,700	2.16	319.11	1,942.69	1,681.87	
12-1000000	12	Electrician	73,077	145,706	1.99	152,728	1.82	90.12	1,616.80	1,472.79	
12-1000000	12	Heavy Equip Construction	12,232	69,917	7.34	39,995	3.26	15.44	5,823.64	2,590.35	
12-1000000	12	Masonry Construction	21,648	107,299	3.39	83,514	2.64	39.72	2,771.15	2,156.87	
12-1000000	12	Plumbing and Pipelining	37,925	84,808	2.24	79,439	2.09	47.59	1,782.06	1,669.24	
12-1100000	12	Custodial	31,119	66,928	2.15	64,154	2.08	36.81	1,818.20	1,742.84	
12-1200000	12	Label Mechanics	154,590	497,332	3.22	305,365	1.98	201.35	2,469.99	1,516.59	
12-1301000	12	Architectural Drafting	120,409	223,372	1.86	209,188	1.74	153.54	1,454.81	1,362.43	
12-1300000	12	Mechanical Drafting	133,274	246,218	1.85	230,243	1.73	175.21	1,405.27	1,314.10	
12-1400000	12	Structural Drafting	7,551	22,982	2.99	21,612	2.86	13.99	1,614.87	1,544.82	
12-1400000	12	Electrical Drafting	7,063	9,057	1.28	8,816	1.25	8.92	1,015.36	988.34	
12-1400000	12	Industrial Electrician	53,152	167,952	2.97	121,467	2.29	72.47	2,179.55	1,676.10	
12-1400000	12	Industrial Electrician	54,840	129,736	2.37	97,457	1.78	70.26	1,846.80	1,587.09	
12-1400000	12	Electrical Communication	37,394	34,135	1.05	32,511	1.00	41.01	832.36	794.96	
12-1400000	12	Industrial Electrician	35,952	34,803	.97	30,884	.86	52.05	668.65	593.35	
12-1400000	12	Electrical Computer Maintenance	57,750	157,141	2.72	129,068	2.23	87.85	1,788.74	1,489.07	
12-1400000	12	Other Telephone	33,979	121,495	2.25	112,704	2.09	71.49	1,699.47	1,576.50	
12-1400000	12	Telephone Construction	39,104	73,243	1.85	62,606	1.60	54.62	1,342.79	1,148.19	
12-1400000	12	Telephone Equipment	10,827	37,589	3.97	29,502	2.74	126.13	2,517.95	2,319.05	
12-1400000	12	Telephone Repair	27,892	48,479	1.77	43,323	1.32	38.62	1,265.26	1,121.78	
12-1400000	12	Telephone	11,017	4,074	.37	42,754	.50	38.64	1,217.34	1,106.47	
12-1400000	12	Telephone	54,970	242,627	4.41	242,627	4.26	113.41	2,315.76	2,139.38	
12-1400000	12	Telephone	101,39	187,207	1.84	179,434	1.77	108.44	1,655.82	1,555.32	
12-1400000	12	Telephone Maintenance	14,262	49,346	2.46	43,309	3.03	18.44	2,676.03	2,348.64	

TABLE 71 (continued)

Location Number	State Name	Total Contact Hour	Total Expenditures	Total Cost Per Contact Hour	Total Expenditures w/o Capital Outlay	Cost Per Contact Hour Without Capital Outlay	Total FTEE	Total Cost Per Total FTEE	Cost per FTEE w/o Capital Outlay
1-000000	Welding and Cutting	315,462	\$ 727,281	\$ 2.31	\$ 677,452	\$ 2.15	424.58	\$ 1,712.94	\$ 1,595.58
1-000000	Tool and Die Making	95,499	219,058	2.29	200,938	2.10	120.69	1,815.05	1,664.91
1-000000	Cosmetology	33,580	54,541	1.62	52,728	1.57	37.23	1,464.97	1,416.28
1-000000	Public Service Occupations	4,958	5,746	1.16	5,581	1.13	6.12	938.89	911.93
1-000000	Cook/Chief	51,712	181,036	3.50	171,339	3.37	65.99	2,743.23	2,641.90
1-000000	Meat Cutter	10,722	28,287	2.64	27,117	2.53	14.00	2,020.50	1,936.93
1-000000	Small Engine Repair	154,328	310,648	2.01	298,986	1.94	193.59	1,606.33	1,546.03
1-000000	Driver Secondary School Level	58,484	71,782	1.23	68,531	1.17	108.31	662.75	632.73
1-000000	Self Concept Development	-0-	47,709	--	47,709	--	-0-	--	--
1-000000	General Education	-0-	12,403	--	12,403	--	-0-	--	--
1-000000	Vocational Information	11,639	129,790	11.15	126,382	10.86	16.30	7,962.58	7,755.50
1-000000	Practical Work Experience	2,440	18,918	7.75	18,110	7.41	50.81	372.33	356.43
1-000000	Specialized Vocational Preparation	-0-	9,912	--	9,912	--	-0-	--	--
1-000000	Other Voc. and Vocational Skill Devel.	4,105	32,038	7.80	31,652	7.71	7.60	4,215.53	4,164.74
1-000000	Occupational Competence Initial	156,336	503,793	3.22	479,923	3.07	114.59	4,396.48	4,188.18
1-000000	Reorientation	55,576	171,588	3.09	155,049	2.79	79.57	2,156.06	1,948.59
1-000000	Self-Understanding	90,567	293,214	3.24	283,237	3.12	112.48	2,606.81	2,518.11
1-000000	Skill-Associated with Area	1,940	6,804	3.51	6,803	3.51	3.59	1,895.26	1,894.99
1-000000	Career Counseling	20,215	295,322	14.61	248,992	12.32	32.97	8,957.29	7,552.08
1-000000	Parent Approval Services	45,604	59,634	1.31	56,392	1.24	82.09	726.45	686.95
1-000000	Coordination w/ Community Agencies	4,013	133,277	33.21	132,225	32.95	5.10	26,132.75	25,926.47
1-000000	Work Study	-0-	44,302	--	44,302	--	-0-	--	--
1-000000	Vocational Supplementary	336	937	2.79	931	2.77	1.44	2,129.55	2,115.91
1-000000	Secondary Career Curriculum Project	-0-	41,791	--	41,791	--	-0-	--	--
1-000000	Career Awareness and Exploration	-0-	26,294	--	26,294	--	-0-	--	--
TOTAL FTEES		12,790,458	27,910,230	2.18	24,984,741*	1.95	16,960.28	1,645.63	1,473.13
TOTAL CONTACT HOURS		5,586,320	11,782,742	2.11	11,283,934	2.02	9,267.19	1,571.44	1,217.52
TOTAL CONTACT HOURS REQUIRING		878,312	3,469,069	3.95	3,228,819	3.69	1,027.63	3,375.82	3,142.01

* Includes 1,645.63 FTEEs assigned to Administration and Supervision. These are not included in the total FTEEs reported in the table.

TABLE 71 (continued)

Agency Number	State Name	Total Contact Hour	Total Expenditures	Total Cost Per Contact Hour	Total Expenditures w/o Capital Outlay	Cost Per Contact Hour		Total FTEE	Total Cost Per Total FTEE	Cost Per FTEE w/o Capital Outlay
						Hour Without Capital Outlay	Capital Outlay			
	Adult Educator									
	Adult Basic Education	1,037,686	\$ 1,351,633	\$ 1.28	\$ 1,287,950	\$	1.24	\$ 1,937.45	\$ 687.31	\$ 664.77
	High School Completion	424,580	891,691	1.63	670,601		1.58	722.25	957.97	928.49
	Course for Drinking Drivers	14,199	26,227	1.85	25,636		1.81	14.46	1,813.76	1,772.89
	Continuing and General Education	1,266,897	1,550,044	1.22	1,495,341		1.18	1,196.64	1,295.33	1,249.62
	Supplementary	1,375,585	2,099,633	1.53	2,036,945		1.48	2,253.48	931.73	903.91
	Apprentice	67,438	136,307	2.02	132,535		1.97	116.71	1,167.91	1,135.59
	NERIT	19,472	47,476	2.44	46,861		2.41	30.98	1,532.47	1,512.62
	College Parallel	87,918	131,936	1.50	126,373		1.44	162.01	814.37	780.03
	Senior Citizens Project	30,602	31,914	1.04	30,959		1.01	56.67	565.16	546.30
	Aid to Early Living	-0-	4,778	-	4,485		-	-0-	-	-
	Grant	-0-	5,184	-	5,184		-	-0-	-	-
	Continuing Health Occupations	-0-	19,384	-	19,120		-	-0-	-	-
	SAAI	72,940	71,966	.99	70,184		.96	67.54	1,065.53	1,039.15
	HITACE	2,045	4,097	2.00	4,050		1.98	1.89	2,167.72	2,142.86
	Fun Vets	700,044	1,048,621	1.50	1,012,234		1.45	1,268.35	826.76	798.07
	Voluntary Assistance Aide	156,592	234,047	1.49	226,961		1.45	256.55	912.29	887.28
	Homearing Prep. for Personal	-0-	31,906	-	30,494		-	53.67	-	-
	Full/3 Consumer Education	72,727	97,423	1.34	95,599		1.31	62.41	1,561.02	1,531.79
	Neighborhood Coding Equipment	5,730	8,266	1.44	8,097		1.41	6.86	1,204.96	1,180.32
	Educational Assistant	-0-	180	-	180		-	-0-	-	-
	Jack Typist	10,936	18,311	1.67	17,859		1.63	15.19	1,205.46	1,175.71
	MTA Solid Waste	4,732	18,878	3.99	18,677		3.95	8.76	2,155.02	2,132.08
	Waste Equipment Construction	6,840	18,286	2.67	18,011		2.63	11.08	1,650.36	1,625.54
	Truck Driver	47,981	160,665	3.34	152,501		3.17	75.96	2,378.42	2,005.02
	Welder and Cutting	4,480	7,283	1.63	7,101		1.59	6.22	1,170.90	1,141.64
	Public Service Occupations	3,341	8,831	2.64	8,236		2.47	3.87	2,152.71	2,128.17
	Welding and Cutting	19,248	26,637	1.39	22,201		1.36	29.50	30,269.32	25,228.41
	Welding and Cutting	17,323	51,382	2.97	49,588		2.88	35.64	1,441.69	1,391.36
	Welding and Cutting	38,819	26,571	0.68	25,884		0.67	32.07	828.53	807.11
	Welding and Cutting	54,745	57,377	1.05	55,438		1.03	71.87	798.34	771.36
	Welding and Cutting	-0-	219,372	4.01	211,750		3.87	95.35	2,300.70	2,220.77
	Welding and Cutting	5,443.45	\$ 8,223,618**	\$ 1.48	\$ 7,932,260**		\$ 1.43	\$ 8,564.81	\$ 960.16	\$ 926.15
	Welding and Cutting	24,795,561	\$ 51,385,642	\$ 2.07	\$ 47,429,754		\$ 1.91	\$ 35,819.91	\$ 1,434.56	\$ 1,324.12

These capital expenditures were not directly assigned to any programs. These capital expenditures were not directly assigned to any programs.

FOLLOW-UP

The follow-up information included in this study is indicative of the status of former area school students as of June 1, 1974. Included in this study are students who terminated their enrollment in career education programs and college parallel career-option programs in area schools during the 1972-73 school year. This information includes only students in approved career education programs that prepare students for immediate employment (preparatory programs) and college parallel career-option programs and does include students enrolled in college parallel courses who are not registered for a career-option program or the great majority of students enrolled in adult education divisions.

The information contained in Table 72 was collected by the staff of individual area schools and submitted to the Iowa State Department of Public Instruction. This information includes 7,518 students completing programs during the 1972-73 school year and indicates the status of completers by major program area for each of the merged area schools.

The great majority of students employed (4,938) indicated they were employed in Iowa. This was over 84% of the total number of students reporting employment. Of those students available for employment, almost 90% were employed in occupations for which they were trained by area schools or in closely related occupations. The average weekly wage of students employed in occupations related to their training was \$131.63.

Follow-up information included in this chapter actually represents students terminating programs during fiscal year 1973 rather than fiscal year 1974. However, this information represents the most recent data available on students terminating area school programs and includes the status of these students near the conclusion of fiscal year 1974. Information on the status of students terminating area school programs during fiscal year 1974 will be collected near the conclusion of fiscal year 1975 and will be reported in future publications.

Additional information relating to students terminating area school programs during fiscal year 1973 is available from the Guidance Services Section of the Department of Public Instruction.

TABLE 72

FOLLOW-UP OF STUDENTS TERMINATING PREPARATORY CAREER EDUCATION PROGRAMS AND COLLEGE PARALLEL-CAREER OPTION PROGRAMS DURING FISCAL YEAR 1974 (1973-74 School Year)

AGRICULTURE	TOTAL NO. COMPLETIONS	CONTINUING EDUCATION	STATUS UNKNOWN	OTHER	AVAILABLE FOR EMPLOYMENT	NUMBER	PER	EMPLOYED IN RELATED OCCUPATION			EMPLOYED IN STATE	EMPLOYED OUT STATE
								AVERAGE WEEKLY WAGE	EMPLOYED IN UNRELATED OCCUPATIONS	UNEMPLOYED		
I	36	-	5	-	31	29	93.5	\$147.75	2	-	31	-
II	19	-	6	-	13	13	100.0	124.51	-	-	13	-
III	42	2	-	-	40	36	90.0	218.77	3	1	38	1
IV	7	-	-	-	7	7	100.0	-	-	-	6	1
V	30	1	-	-	29	28	96.5	142.17	1	-	26	3
VI	12	-	-	-	12	11	91.6	100.00	1	-	11	1
VII	61	-	2	-	59	55	93.2	150.14	4	-	48	11
IX	36	1	-	-	35	34	97.1	170.00	1	-	26	9
X	121	3	-	1	117	117	100.0	142.26	-	-	115	2
XI	31	1	-	-	30	29	96.6	195.65	1	-	30	-
XII	44	-	-	-	44	43	97.7	153.25	1	-	34	10
XIII	12	-	1	-	11	11	100.0	165.00	-	-	11	-
XV	20	-	-	1	19	16	84.2	138.75	3	-	18	1
TOTAL	471	8	14	2	447	429	95.9	\$151.21	17	1	407	39

THE INFORMATION CONTAINED IN THIS REPORT INCLUDES THE STATUS OF STUDENTS COMPLETING AREA SCHOOL PROGRAMS AS OF JUNE 1, 1974.

DISTRIBUTIVE EDUCATION	TOTAL NO. COMPLETIONS	CONTINUING EDUCATION	STATUS UNKNOWN	OTHER	AVAILABLE FOR EMPLOYMENT	NUMBER	PER CENT	AVERAGE WEEKLY WAGE	EMPLOYED IN UNRELATED OCCUPATIONS	UNEMPLOYED	EMPLOYED IN STATE	EMPLOYED OUT STATE
I	25	1	6	-	18	17	94.4	\$119.82	1	-	16	2
II	12	-	1	-	11	8	72.7	112.00	3	-	9	2
III	14	-	2	-	12	12	100.0	140.00	-	-	10	2
V	45	-	4	1	40	39	97.5	136.43	1	-	32	8
VI	41	2	1	-	38	38	100.00	118.81	-	-	32	6
VII	5	-	3	-	2	2	100.00	133.00	-	-	2	-
X	28	-	1	-	27	23	85.1	118.00	3	1	25	1
XI	45	1	1	1	42	42	100.00	114.76	-	-	40	2
XIII	4	1	-	-	3	3	100.00	130.00	-	-	2	1
TOTAL	219	5	19	2	193	184	95.3	\$123.03	8	1	168	24
I	216	16	71	13	116	106	90.5	\$ 89.84	10	1	107	8
II	68	-	19	4	45	44	97.7	124.50	-	1	36	8
III	192	40	9	39	104	95	91.3	67.73	8	1	84	19
IV	87	2	31	13	41	22	53.6	68.00	14	5	36	-
V	217	8	54	12	143	129	90.2	94.24	9	5	127	11
VI	197	-	153	-	44	41	93.1	104.00	3	-	42	2
VII	155	2	28	7	118	115	97.4	102.96	1	2	97	19
IX	188	9	9	8	162	146	90.1	127.35	10	6	141	15
X	211	1	6	6	198	191	96.4	123.38	4	3	164	31

TABLE 72 (continued)

HEALTH OCCUPATIONS (CONT.)	TOTAL NO. COMPLETIONS	CONTINUING EDUCATION	STATUS UNKNOWN	OTHER	AVAILABLE FOR EMPLOYMENT	EMPLOYED IN RELATED OCCUPATION				EMPLOYED OUT STATE		
						NUMBER	PER	AVERAGE WEEKLY WAGE	EMPLOYED IN UNRELATED OCCUPATIONS		UNEMPLOYED	EMPLOYED IN STATE
XI	264	7	30	-	227	221	97.3	100.44	6	-	214	13
XII	266	38	25	16	187	167	89.3	96.73	20	-	138	49
XIII	146	-	20	8	118	118	100.00	124.38	-	-	90	28
XIV	17	-	1	1	15	13	86.6	124.00	2	-	12	3
XV	213	10	68	14	121	108	89.2	102.44	3	10	106	5
XVI	106	3	34	1	68	59	86.7	123.25	7	2	56	10
TOTAL	2543	136	558	142	1707	1574	92.2	\$105.71	97	36	1450	221
HOME ECONOMICS FOR GAINFUL EMPLOYMENT												
I	16	1	4	-	11	6	54.5	\$ 62.00	4	1	10	-
VII	30	1	2	1	26	19	73.0	95.05	7	-	16	10
IX	14	-	1	1	12	10	83.3	90.00	1	1	10	1
X	14	1	4	-	9	-	-	-	6	3	6	-
XI	22	2	2	-	18	15	83.3	76.00	3	-	17	1
XIII	16	1	-	2	13	12	92.3	80.00	1	-	8	5
TOTAL	112	6	13	4	89	62	69.6	\$ 83.51	22	5	67	17
OFFICE OCCUPATIONS												
I	92	2	12	3	75	59	78.6	\$ 87.85	14	2	67	6
II	31	3	7	-	21	21	100.0	88.71	-	-	16	5
III	37	1	6	4	26	24	92.3	90.00	2	-	22	4
IV	62	-	6	4	52	42	80.7	80.03	9	1	44	7
V	170	6	28	8	128	103	80.4	87.81	18	7	113	8

369

OFFICE OCCUPATIONS	TOTAL NO. COMPLETIONS	CONTINUING EDUCATION	STATUS UNKNOWN	OTHER	AVAILABLE FOR EMPLOYMENT	NUMBER	PER	AVERAGE WEEKLY WAGE	EMPLOYED IN RELATED OCCUPATION			EMPLOYED OUT STATE
									EMPLOYED UNRELATED OCCUPATIONS	UNEMPLOYED	EMPLOYED IN STATE	
VI	27	2	1	1	23	23	100.00	95.00	-	-	23	-
VII	57	-	1	4	52	46	88.4	87.21	4	2	50	-
IX	33	-	-	1	32	31	96.8	114.35	1	-	28	4
X	199	4	1	4	190	182	95.7	115.81	7	1	185	4
XI	139	7	8	-	124	119	95.9	107.08	5	-	118	6
XII	183	13	2	14	154	115	74.6	101.73	35	4	138	12
XIII	51	-	-	3	48	48	100.00	117.43	-	-	8	40
XIV	33	-	5	-	28	27	96.4	105.25	1	-	25	3
XV	65	6	1	1	57	45	78.9	115.44	7	5	45	7
XVI	22	-	9	-	13	13	100.00	89.23	-	-	11	2
TOTAL	1201	44	87	47	1023	898	87.7	\$102.12	103	22	893	108
TECHNICAL OCCUPATIONS												
I	8	-	1	-	7	6	85.7	\$171.00	1	-	5	2
II	22	1	8	-	13	8	61.5	124.50	5	-	9	4
IV	6	-	-	-	6	2	33.3	132.00	4	-	6	-
V	11	-	-	-	11	9	81.8	155.00	2	-	8	3
VI	14	-	-	-	14	13	92.8	180.00	1	-	14	-
VII	69	4	5	-	60	55	91.6	173.65	5	-	54	6
IX	40	1	2	-	37	35	94.5	179.28	2	-	30	7
X	187	26	9	3	149	144	96.6	147.81	2	3	55	91
XI	25	-	1	-	24	24	100.0	163.62	-	-	13	11
XII	35	1	1	1	32	31	96.8	166.93	1	-	19	13

TECHNICAL
OCCUPATIONS

270

TABLE 72 (continued)

TECHNICAL OCCUPATIONS	TOTAL NO. COMPLETIONS	CONTINUING EDUCATION	STATUS UNKNOWN	OTHER	AVAILABLE FOR EMPLOYMENT	NUMBER	PER	EMPLOYED IN RELATED OCCUPATIONS			EMPLOYED IN UNRELATED OCCUPATIONS	EMPLOYED IN STATE	EMPLOYED OUT STATE
								AVERAGE WEEKLY WAGE	UNEMPLOYED	STATE			
XIII	26	1	2	-	23	22	95.6	190.20	1	-	11	12	
XIV	19	-	3	1	15	12	80.0	150.00	3	-	11	4	
XV	17	-	-	1	16	15	93.7	160.00	1	-	10	6	
XVI	16	-	4	-	12	8	66.6	160.00	4	-	9	3	
TOTAL	495	34	36	6	419	384	91.6	\$161.20	32	3	254	162	
TRADE AND INDUSTRIAL OCCUPATIONS													
I	103	-	28	1	74	67	90.5	\$132.79	6	1	68	5	
II	21	-	4	-	17	14	82.3	138.57	3	-	14	3	
III	48	1	7	1	39	25	64.1	115.60	13	1	36	2	
IV	163	30	5	-	128	120	93.7	138.78	8	-	112	16	
V	108	5	8	1	94	77	81.9	142.07	14	3	83	8	
VI	28	-	4	-	22	16	72.7	100.80	5	1	21	-	
VII	247	14	16	8	209	191	91.3	144.34	17	1	189	19	
IX	189	3	17	4	165	148	89.6	136.18	15	2	133	30	
X	258	2	24	11	221	201	90.9	158.99	15	5	210	6	
XI	259	5	11	1	242	222	91.7	129.35	20	-	225	17	
XII	305	3	16	7	279	269	96.4	179.96	10	-	210	69	
XIII	87	4	6	-	77	72	93.5	145.44	5	-	27	50	
XIV	57	1	6	2	48	27	56.2	156.77	19	2	38	8	
XV	327	9	63	7	248	188	75.8	198.95	53	7	171	70	

EMPLOYED IN RELATED OCCUPATIONS

TRADE AND INDUSTRIAL OCCUPATIONS	TOTAL NO. COMPLETIONS	CONTINUING EDUCATION	STATUS UNKNOWN	OTHER	AVAILABLE FOR EMPLOYMENT	NUMBER	PER	AVERAGE WEEKLY WAGE	EMPLOYED IN RELATED OCCUPATIONS			EMPLOYED OUT STATE
									EMPLOYED IN UNRELATED OCCUPATIONS	UNEMPLOYED	EMPLOYED IN STATE	
XVI	55	-	29	-	26	22	84.6	133.40	-	-	24	2
TOTAL	2255	79	244	43	1889	1659	87.8	\$153.57	23	207	1561	306
COLLEGE PARALLEL (CAREER OPTION)												
II	42	-	8	3	31	22	70.9	\$ 91.04	-	9	27	4
III	13	9	-	-	4	4	100.0	247.50	-	-	4	-
V	9	3	-	1	5	3	60.0	90.00	-	2	4	1
VI	32	14	-	2	16	15	93.7	101.26	-	1	13	3
IX	37	4	-	-	33	30	90.9	158.33	-	3	33	-
XI	62	9	10	-	43	40	93.0	130.72	-	3	41	2
XIII	26	5	1	-	20	20	100.0	130.54	-	-	15	5
XIV	1	-	-	-	1	1	100.0	-	-	-	1	-
TOTAL	222	44	19	6	153	135	88.2	\$136.78	-	18	138	15
GRAND TOTAL	7518	356	990	252	5920	5325	89.9	\$131.63	91	504	4938	891

372

A D D E N D U M

373

TABLE 73

1974 ESTIMATED POPULATION*
BY MERGED AREA

<u>Area</u>	<u>Estimated Population</u>	<u>% of Total</u>
I - Calmar	221,527	7.83
II - Mason City	136,629	4.83
III - Estherville	81,437	2.88
IV - Sheldon	71,145	2.52
V - Fort Dodge	168,787	5.97
VI - Marshalltown	101,223	3.58
VII - Waterloo	208,829	7.38
IX - Davenport	265,333	9.38
X - Cedar Rapids	326,919	11.56
XI - Ankeny	547,797	19.37
XII - Sioux City	180,566	6.38
XIII - Council Bluffs	177,649	6.28
XIV - Creston	73,059	2.58
XV - Ottumwa	150,601	5.33
XVI - Burlington	<u>116,822</u>	<u>4.12</u>
TOTALS	2,828,323	100.00

*Information taken from reports as submitted by merged area.

274

TABLE 74

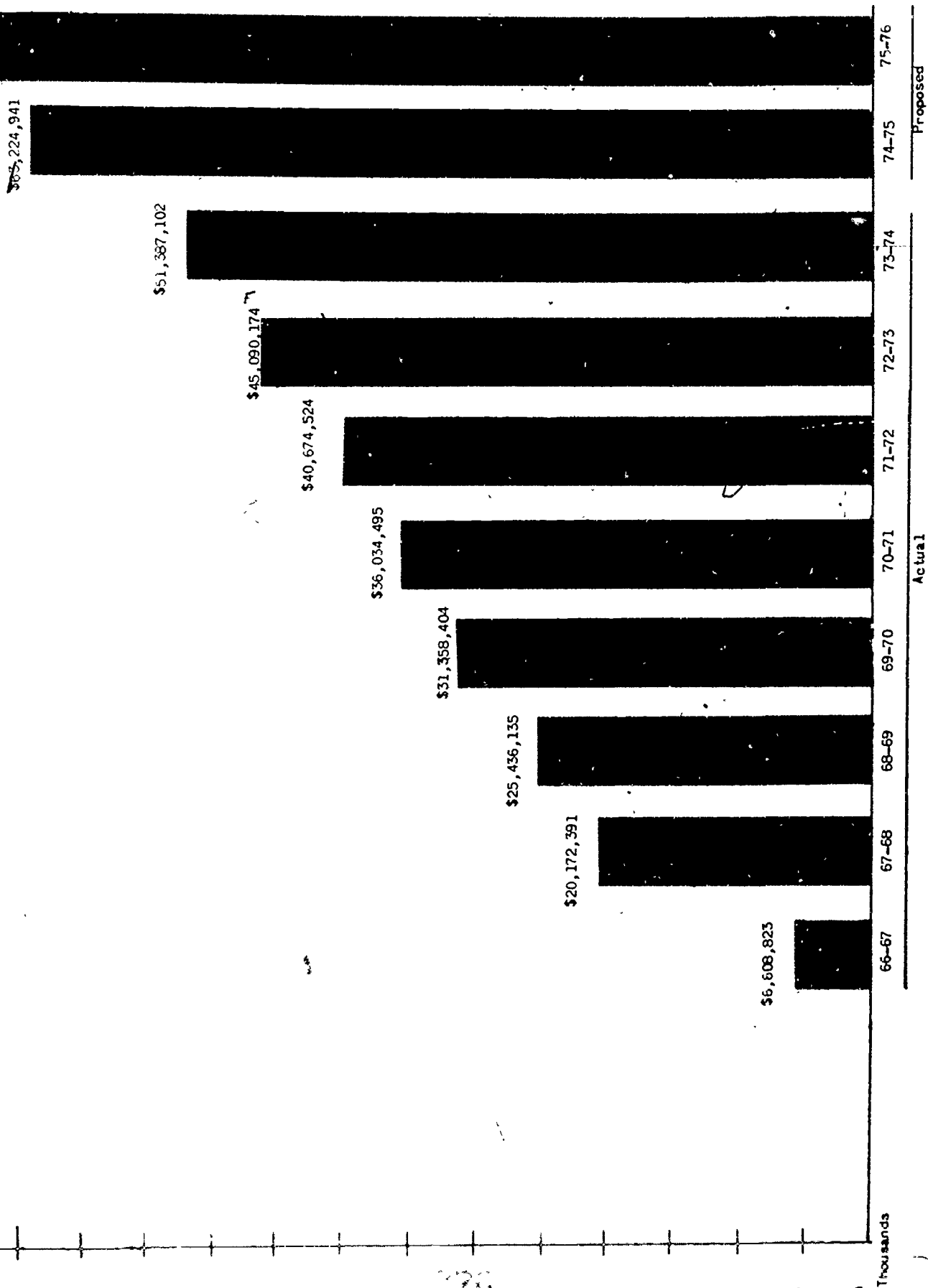
1974 ESTIMATED SIZE OF MERGED AREAS
(SQUARE MILES)

<u>Area</u>	<u>Estimated Square Miles</u>	<u>% of Total</u>
I - Calmar	4,857	8.66
II - Mason City	3,621	6.46
III - Estherville	2,935	5.24
IV - Sheldon	2,514	4.48
V - Fort Dodge	5,052	9.01
VI - Marshalltown	2,477	4.42
VII - Waterloo	2,740	4.89
IX - Davenport	2,466	4.40
X - Cedar Rapids	4,292	7.66
XI - Ankeny	6,560	11.70
XII - Sioux City	3,903	6.96
XII - Council Bluffs	4,454	7.95
XIV - Creston	3,804	6.79
XV - Ottumwa	4,755	8.48
XVI - Burlington	<u>1,623</u>	<u>2.90</u>
<u>TOTALS</u>	56,053	100.00

275

TABLE 75

AREA SCHOOLS ACTUAL AND PROPOSED EXPENDITURES
Fiscal Years 1967 Through 1976



Thousands

Actual

Proposed

TABLE 76

GRADUATE FOLLOW-UP
STUDENTS COMPLETING SECONDARY SCHOOL PROGRAMS
DURING THE 1972-73 SCHOOL YEAR *

The graduate follow-up data was collected by the Department of Public Instruction on the primary status of spring, 1973 graduates one full year after graduation (status of graduates on or about June 1, 1974)

GRADUATES OF SECONDARY SCHOOLS IN MERGED AREA I

	In State			Out State			Total	%
	M	F	T	M	F	T		
STUDENTS CONTINUING EDUCATION								
4-Year College, Private	143	126	18	31	318	9.30		
4-Year College, Public	196	198	27	20	441	12.89		
Area Schools	194	224	-	-	418	12.22		
Comm. or Jr. Coll., Private	14	22	-	2	38	1.11		
Comm. or Jr. Coll., Public	-	-	8	10	18	.53		
Business, Trade, Tech Sch. Priv.	3	35	8	21	67	1.96		
Business, Trade, Tech Sch. Public	-	-	4	3	7	.20		
Nursing Other than Univ. or ADN	-	47	-	6	53	1.55		
Other Special Schools	8	6	1	5	20	.58		
Apprenticeship Training	7	-	-	-	7	.20		
TOTAL STUDENTS CONT. EDUC.	565	658	66	98	1,387	40.54		

GRADUATES OF SECONDARY SCHOOLS IN MERGED AREA II

	In State			Out State			Total	%
	M	F	T	M	F	T		
STUDENTS CONTINUING EDUCATION								
4-Year College, Private	63	71	19	25	178	7.15		
4-Year College, Public	132	140	15	16	303	12.17		
Area Schools	299	276	-	-	575	23.09		
Comm. or Jr. Coll., Private	27	29	2	6	64	2.57		
Comm. or Jr. Coll., Public	-	-	3	8	11	.44		
Business, Trade, Tech Sch. Priv.	20	59	9	11	99	3.98		
Business, Trade, Tech Sch. Public	-	-	2	3	5	.20		
Nursing Other than Univ. or ADN	-	21	-	9	30	1.20		
Other Special Schools	5	8	2	1	16	.64		
Apprenticeship Training	11	-	-	-	12	.48		
TOTAL STUDENTS CONT. EDUC.	557	604	55	79	1,293	51.93		

TOTAL STUDENTS EMPLOYED

Homemaker Only	6	143	-	9	158	6.35		
Active Military Service	85	5	28	5	123	4.94		
Deceased	-	1	-	-	1	.04		
Institutionalized	-	-	-	-	-	.00		
Unemployed	26	45	1	-	72	2.89		
Unknown	33	30	2	4	69	2.77		
TOTAL	150	224	31	18	423	16.99		

TOTAL STUDENTS EMPLOYED

TOTAL STUDENTS EMPLOYED	445	316	4	9	774	31.02		
GRAND TOTAL OF ALL STUDENTS	1,560	1,525	181	155	3,421	100.00		

*Source: Iowa Guidance Survey, The Graduate - One Year After, State of Iowa, June, 1975.

TABLE 76 (continued)

GRADUATE FOLLOW-UP (CONTINUED)

GRADUATES OF SECONDARY SCHOOLS IN MERGED AREA 111

GRADUATES OF SECONDARY SCHOOLS IN MERGED AREA IV

	In State		Out State		Total	%
	M	F	M	F		
STUDENTS CONTINUING EDUCATION						
4-Year College, Private	41	43	10	21	115	7.84
4-Year College, Public	86	83	34	30	233	15.89
Area Schools	151	137	-	-	288	19.65
Comm. or Jr. Coll., Private	12	6	-	4	22	1.50
Comm. or Jr. Coll., Public	-	-	7	6	13	.89
Business, Trade, Tech Sch. Private	5	39	3	23	70	4.77
Business, Trade, Tech Sch. Public	-	-	1	1	2	.14
Nursing Other than Univ. or ADN	-	17	1	1	19	1.30
Other Special Schools	2	7	1	4	14	.95
Apprenticeship Training	2	-	-	-	2	.14
TOTAL STUDENTS CONT. EDUC.	299	332	57	90	778	53.07
STUDENTS CONTINUING EDUCATION						
4-Year College, Private	86	74	12	30	202	16.12
4-Year College, Public	60	55	35	35	185	14.76
Area Schools	84	58	-	-	142	11.33
Comm. or Jr. Coll., Private	4	7	-	1	12	.96
Comm. or Jr. Coll., Public	-	-	4	8	12	.96
Business, Trade, Tech Sch. Private	9	16	7	29	61	4.87
Business, Trade, Tech Sch. Public	-	-	2	6	8	.64
Nursing Other than Univ. or ADN	6	14	-	13	33	2.63
Other Special Schools	4	5	1	4	14	1.12
Apprenticeship Training	1	-	-	-	1	.08
TOTAL STUDENTS CONT. EDUC.	254	229	61	126	670	53.47
EMPLOYMENT STATUS						
Homemaker Only	-	49	-	6	55	4.39
Active Military Service	5	1	25	4	35	2.79
Deceased	3	1	-	1	5	.40
Institutionalized	-	-	-	-	-	.00
Unemployed	2	8	-	-	10	.80
Unknown	14	21	1	-	36	2.87
TOTAL	24	80	26	11	141	11.25
TOTAL STUDENTS EMPLOYED	263	147	11	21	442	35.28
GRAND TOTAL OF ALL STUDENTS	541	456	98	158	1,253	100.00

7

TABLE 76 (continued)

GRADUATES OF SECONDARY SCHOOLS IN MERGED AREA V

	In State - Out State			Total	%	
	M	F	Total			
STUDENTS CONTINUING EDUCATION						
4-Year College, Private	110	85	34	41	270	9.07
4-Year College, Public	195	167	41	35	438	14.72
Area Schools	326	345	-	-	671	22.55
Comm. or Jr. Coll., Private	19	18	2	1	40	1.34
Comm. or Jr. Coll., Public	-	-	7	3	10	.34
Business, Trade, Tech Sch. Private	12	74	13	24	123	4.13
Business, Trade, Tech Sch. Public	-	-	2	2	4	.13
Nursing Other than Univ. or ADN	-	49	-	3	52	1.75
Other Special Schools	4	13	3	3	23	.77
Apprenticeship Training	1	-	2	-	3	.10
TOTAL STUDENTS CONT. EDUC.	667	751	104	112	1,634	54.91
Homemaker Only						
Active Military Service	55	6	49	8	118	3.97
Deceased	3	-	-	-	3	.10
Institutionalized	1	-	-	-	1	.03
Unemployed	20	35	3	1	59	1.98
Unknown	18	19	2	3	42	1.41
TOTAL	97	223	54	23	397	13.34
TOTAL STUDENTS EMPLOYED	593	321	15	16	945	31.75
GRAND TOTAL OF ALL STUDENTS	1,357	1,295	173	151	2,976	100.00

GRADUATE FOLLOW-UP (CONTINUED)

GRADUATES OF SECONDARY SCHOOLS IN MERGED AREA VI

	In State			Out State			Total	%
	M	F	Total	M	F	Total		
STUDENTS CONTINUING EDUCATION								
4-Year College, Private	61	42	15	16	134	7.98		
4-Year College, Public	123	98	6	19	246	14.65		
Area Schools	171	153	-	-	324	19.30		
Comm. or Jr. Coll., Private	16	12	1	1	30	1.79		
Comm. or Jr. Coll., Public	-	-	2	-	2	.12		
Business, Trade, Tech Sch. Private	5	17	5	5	32	1.91		
Business, Trade, Tech Sch. Public	-	-	-	-	-	.00		
Nursing Other than Univ. or ADN	1	22	-	-	23	1.37		
Other Special Schools	-	9	1	1	11	.66		
Apprenticeship Training	23	3	-	-	26	1.55		
TOTAL STUDENTS CONT. EDUC.	400	356	30	42	828	49.32		
Homemaker Only								
Active Military Service	19	2	44	9	74	4.41		
Deceased	-	-	-	-	-	.00		
Institutionalized	1	-	-	-	1	.06		
Unemployed	14	23	-	1	38	2.26		
Unknown	31	27	1	3	62	3.69		
TOTAL	65	151	45	27	268	17.15		
TOTAL STUDENTS EMPLOYED	548	208	4	3	563	33.53		
GRAND TOTAL OF ALL STUDENTS	815	715	79	72	1,679	100.00		

TABLE 76 (continued)

GRADUATES OF SECONDARY SCHOOLS IN MERGED AREA VII

GRADUATE FOLLOW-UP (CONTINUED)

GRADUATES OF SECONDARY SCHOOLS IN MERGED AREA IX

	In State			Out State			Total	%
	M	F		M	F			
STUDENTS CONTINUING EDUCATION								
4-Year College, Private	74	77	10	20	181		5.62	9.49
4-Year College, Public	372	327	17	7	723		22.44	15.71
Area Schools	234	218	-	-	452		14.03	10.19
Comm. or Jr. Coll., Private	6	9	1	-	16		.50	3.07
Comm. or Jr. Coll., Public	-	-	15	13	28		.87	.49
Business, Trade, Tech Sch. Private	19	23	1	10	53		1.64	3.30
Business, Trade, Tech Sch. Public	-	-	16	13	29		.90	.26
Nursing Other than Univ. or ADN	-	36	-	-	36		1.12	1.32
Other Special Schools	3	5	2	3	13		.40	.64
Apprenticeship Training	10	3	8	-	21		.65	1.06
TOTAL STUDENTS CONT. EDUC.	718	698	70	66	1,552		48.17	45.54
STUDENTS CONTINUING EDUCATION								
Homemaker Only	-	193	-	7	200		6.21	5.21
Active Military Service	16	3	77	17	113		3.51	5.05
Deceased	1	-	-	-	1		.03	.04
Institutionalized	-	-	-	-	-		.00	.05
Unemployed	14	36	-	-	50		1.55	2.97
Unknown	113	130	-	2	245		7.60	8.67
TOTAL	144	362	77	26	609		18.90	22.01
TOTAL STUDENTS EMPLOYED								
	627	423	3	8	1,061		32.93	32.46
GRAND TOTAL OF ALL STUDENTS	1,489	1,483	150	100	3,222		100.00	100.00

68-2
GPO

TABLE 76 (continued)

GRADUATES OF SECONDARY SCHOOLS IN MERGED AREA X

GRADUATE FOLLOW-UP (CONTINUED)

GRADUATES OF SECONDARY SCHOOLS IN MERGED AREA XI

	In State		Out State		Total	%
	M	F	M	F		
STUDENTS CONTINUING EDUCATION						
4-Year College, Private	171	183	47	77	478	10.98
4-Year College, Public	462	454	66	45	1,027	23.58
Area Schools	264	250	-	-	514	11.80
Comm. or Jr. Coll., Private	16	15	3	5	39	.90
Comm. or Jr. Coll., Public	-	-	5	1	6	.14
Business, Trade, Tech Sch. Private	20	41	3	10	74	1.70
Business, Trade, Tech Sch. Public	-	-	4	1	5	.11
Nursing Other than Univ. or ADN	2	43	-	1	48	1.10
Other Special Schools	6	23	8	10	47	1.08
Apprenticeship Training	19	1	2	-	22	.51
TOTAL STUDENTS CONT. EDUC.	960	1,012	138	150	2,260	51.89
STUDENTS CONTINUING EDUCATION						
4-Year College, Private	258	283	85	127	753	9.47
4-Year College, Public	669	688	111	110	1,558	19.59
Area Schools	449	459	-	-	908	11.42
Comm. or Jr. Coll., Private	136	124	10	6	276	3.47
Comm. or Jr. Coll., Public	-	-	12	4	16	.20
Business, Trade, Tech Sch. Private	40	87	19	23	169	2.12
Business, Trade, Tech Sch. Public	-	-	4	11	15	.19
Nursing Other than Univ. or ADN	3	88	-	2	93	1.17
Other Special Schools	15	52	12	21	100	1.26
Apprenticeship Training	30	-	-	1	31	.39
TOTAL STUDENTS CONT. EDUC.	1,600	1,761	253	305	3,919	49.27
EMPLOYMENT STATUS						
Homemaker Only	-	-	340	-	340	4.60
Active Military Service	53	8	249	28	338	4.25
Deceased	7	-	2	-	9	.11
Institutionalized	1	-	-	1	2	.03
Unemployed	164	178	-	-	342	4.30
Unknown	191	174	6	7	378	4.75
TOTAL	416	700	257	62	1,435	18.04
TOTAL STUDENTS EMPLOYED	1,394	1,149	21	26	2,600	32.69
GRAND TOTAL OF ALL STUDENTS	3,410	3,610	531	403	7,954	100.00

TABLE 7b (continued)

GRADUATES OF SECONDARY SCHOOLS IN MERGED AREA XII

GRADUATE FOLLOW-UP (CONTINUED)

GRADUATES OF SECONDARY SCHOOLS IN MERGED AREA XIII

	In State			Out State			Total	%
	M	F	Total	M	F	Total		
STUDENTS CONTINUING EDUCATION								
4-Year College, Private	140	145	43	48	376	13.78		7.83
4-Year College, Public	161	128	86	74	449	16.46		15.10
Area Schools	123	97	-	-	220	8.06		11.22
Comm. or Jr. Coll., Private	11	6	5	8	70	1.10		.45
Comm. or Jr. Coll., Public	2	2	1	4	13	.48		.35
Business, Trade, Tech Sch., Private	9	27	12	29	77	2.82		3.84
Business, Trade, Tech Sch., Public	-	-	3	2	5	.18		.10
Nursing Other than Univ. or ADN	4	29	4	1	38	1.39		2.29
Other Special Schools	1	9	22	2	74	1.25		1.32
Apprenticeship Training	13	-	6	-	19	.70		.83
TOTAL STUDENTS CONT. EDUC.	447	447	188	168	1,261	46.22		43.33
TOTAL STUDENTS EMPLOYED								
Homemaker Only	2	144	18	18	164	6.01		5.23
Active Military Service	9	-	82	6	37	3.56		3.36
Deceased	6	-	-	-	3	.11		.21
Institutionalized	2	-	-	-	2	.07		.00
Unemployed	15	23	3	3	41	1.50		1.84
Unknown	31	34	2	2	119	4.36		3.60
TOTAL	112	201	87	26	726	15.62		14.24
TOTAL STUDENTS EMPLOYED	517	341	179	188	1,225	42.43		42.43
GRAND TOTAL OF ALL STUDENTS	1,119	1,031	320	228	2,728	100.00		100.00

GRADUATE FOLLOW-UP (CONTINUED)

GRADUATES OF SECONDARY SCHOOLS IN MERCED AREA XIV

	In State		Out State		Total	%	In State		Out State		Total	%
	M	F	M	F			M	F	M	F		
STUDENTS CONTINUING EDUCATION												
4-Year College, Private	46	40	11	20	117	9.46	79	74	23	20	196	7.91
4-Year College, Public	59	54	24	28	145	11.72	141	104	28	62	335	13.51
Area Schools	128	72	-	-	200	16.17	154	134	-	-	288	11.62
Comm. or Jr. Coll., Private	1	-	-	2	3	.24	34	71	1	1	107	4.32
Comm. or Jr. Coll., Public	-	-	3	2	5	.40	-	-	1	8	9	.36
Business, Trade, Tech Sch. Private	10	20	6	21	63	5.09	26	41	5	6	78	3.15
Business, Trade, Tech Sch. Public	-	-	2	4	6	.49	-	-	2	-	2	.08
Nursing Other than Univ. or ADN	-	5	2	7	14	1.13	-	10	-	1	11	.44
Other Special Schools	1	8	-	7	16	1.29	4	14	3	9	30	1.21
Apprenticeship Training	10	15	-	-	29	2.34	3	2	1	-	6	.24
TOTAL STUDENTS CONT. EDUC.	267	262	48	91	598	48.34	441	450	64	107	1,062	42.84

TOTAL STUDENTS CONT. EDUC.												
Homemaker Only	1	101	-	2	104	8.41	3	197	-	7	207	8.35
Active Military Service	7	2	29	5	43	3.48	13	4	43	7	67	2.70
Deceased	1	1	-	-	2	.16	2	-	-	-	2	.08
Institutionalized	-	-	-	-	-	.00	1	-	-	-	1	.04
Unemployed	5	3	-	-	8	.65	42	48	-	-	90	3.63
Unknown	20	10	2	2	34	2.75	74	75	-	1	150	6.05
TOTAL	34	117	31	9	191	15.44	135	324	43	15	517	20.86
TOTAL STUDENTS EMPLOYED	274	146	10	18	448	36.22	332	320	9	13	900	36.50
GRAND TOTAL OF ALL STUDENTS	575	455	89	118	1,257	100.00	1,128	1,100	116	133	2,479	100.00

371-83

TABLE 76 (continued)

GRADUATES OF SECONDARY SCHOOLS IN MERGED AREA XVI

GRADUATE FOLLOW-UP (CONTINUED)

TOTAL GRADUATES OF ALL SECONDARY SCHOOLS

STUDENTS CONTINUING EDUCATION	In State		Out State		Total	%
	M	F	M	F		
4-Year College, Private	32	46	23	22	123	8.87
4-Year College, Public	77	72	26	18	193	13.91
Area Schools	132	140	-	-	272	19.61
Comm. or Jr. Coll., Private	-	2	4	8	14	1.01
Comm. or Jr. Coll., Public	-	-	1	5	6	.43
Busin., Trade, Tech Sch., Private	6	19	6	13	44	3.17
Busin., Trade, Tech Sch., Public	-	-	1	-	1	.07
Nursing Other than Univ. or ADN	-	2	-	-	2	.14
Other Special Schools	4	5	2	-	11	.79
Apprenticeship Training	-	-	-	-	-	.00
TOTAL STUDENTS CONT. EDUC.	251	286	63	66	666	48.02
Homemaker Only	-	81	-	3	84	6.06
Active Military Service	5	-	60	9	74	5.34
Deceased	-	-	-	-	-	.00
Institutionalized	-	-	-	-	-	.00
Unemployed	12	16	-	1	29	2.09
Unknown	14	19	-	1	34	2.45
TOTAL	31	116	60	14	221	15.93
TOTAL STUDENTS EMPLOYED	285	191	10	14	500	36.05
GRAND TOTAL OF ALL STUDENTS	567	593	133	94	1,387	100.00

ALL PERCENTAGE FIGURES HAVE BEEN ROUNDED.

STUDENTS CONTINUING EDUCATION	In State		Out State		Total	%
	M	F	M	F		
4-Year College, Private	1,494	1,477	459	605	4,035	9.30
4-Year College, Public	3,166	2,857	666	632	7,321	16.86
Area Schools	3,076	2,915	-	-	5,991	13.80
Comm. or Jr. Coll., Private	354	382	32	55	823	1.90
Comm. or Jr. Coll., Public	-	2	91	85	178	.41
Busin., Trade, Tech Sch., Private	215	638	129	267	1,249	2.88
Busin., Trade, Tech Sch., Public	-	-	50	52	102	.23
Nursing other than Univ. or ADN	19	452	7	91	569	1.31
Other Special Schools	69	191	66	86	412	.95
Apprenticeship Training	183	29	29	3	244	.56
TOTAL STUDENTS CONT. EDUC.	8,576	8,943	1,529	1,876	20,924	48.20
Homemaker Only	19	2,266	1	153	2,439	5.62
Active Military Service	483	56	1,127	154	1,820	4.19
Deceased	38	10	2	1	51	.12
Institutionalized	10	-	1	1	12	.03
Unemployed	440	599	29	7	1,075	2.48
Unknown	1,001	947	43	41	2,032	4.68
TOTAL	1,991	3,878	1,203	357	7,429	17.11
TOTAL STUDENTS EMPLOYED	8,413	5,742	403	499	15,057	34.69
GRAND TOTAL OF ALL STUDENTS	18,980	18,563	3,135	2,732	43,410	100.00



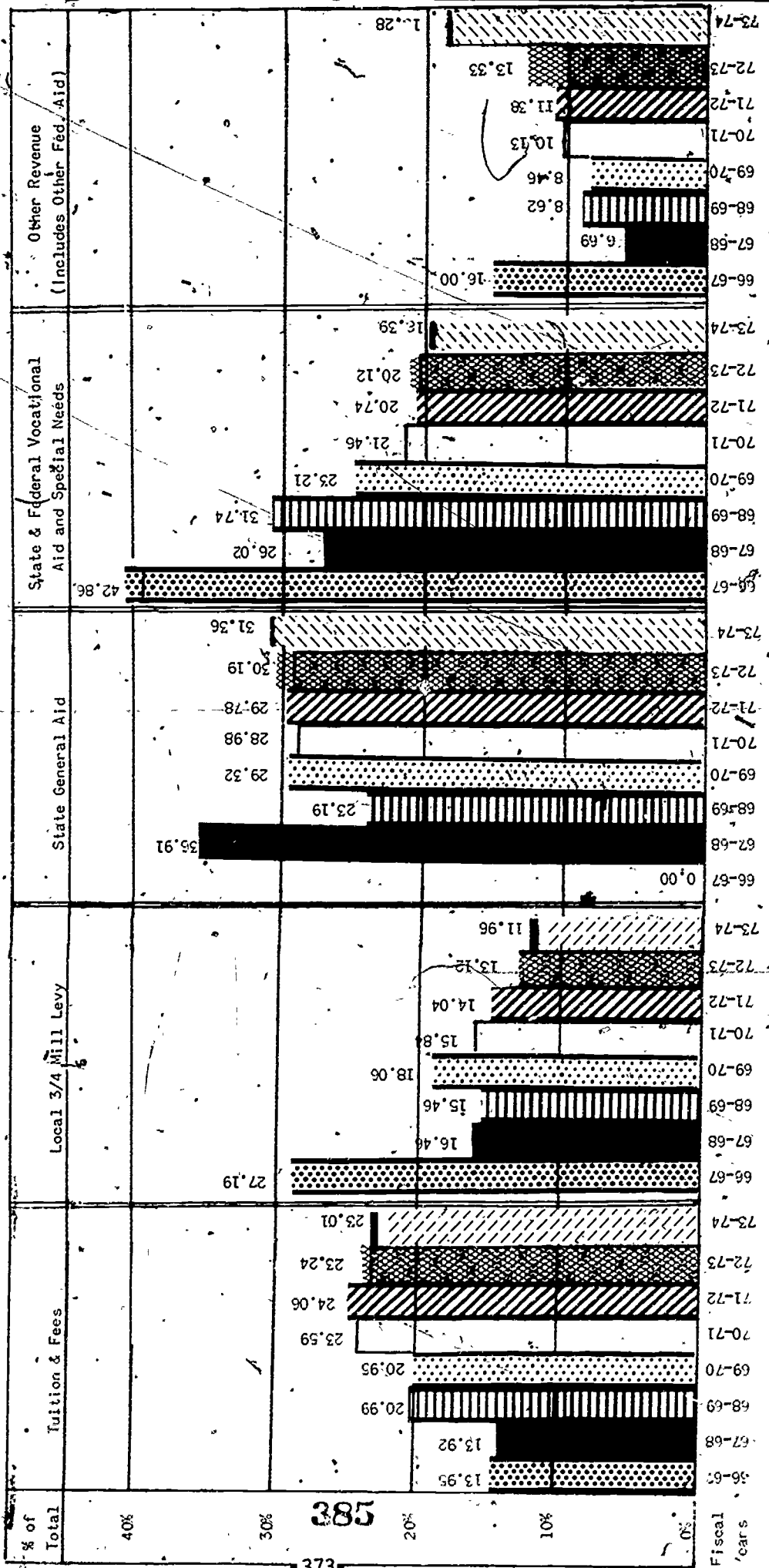
TABLE 77

AREA SCHOOLS
COMPARISON OF GENERAL FUND REVENUE SOURCES
Fiscal Years 1967-74

UNIVERSITY OF CALIF.
LOS ANGELES

OCT 1975

CLEARINGHOUSE FOR
JUNIOR COLLEGE
INFORMATION



* Use of unrestricted funds not included.

