

DOCUMENT RESUME

ED 108 831.

RC 008 638

TITLE Selected 1970 Census Data for Alaska Communities.  
 Part 2 - Northwest Alaska.

INSTITUTION Alaska State Dept. of Community and Regional Affairs,  
 Juneau. Div. of Community Planning.

SPONS AGENCY Department of Housing and Urban Development,  
 Washington, D.C.

PUB DATE Mar 74

NOTE 40p.; For related documents, see RC 008 637-642

EDRS PRICE MF-\$0.76 HC-\$1.95 PLUS POSTAGE

DESCRIPTORS Age Groups; \*American Indians; Caucasians; \*Census  
 Figures; \*Demography; \*Eskimos; Family Structure;  
 Females; Geographic Regions; \*Housing; Males;  
 Plumbing; Population Trends; Racial Distribution;  
 Tables (Data)

IDENTIFIERS \*Alaska; Alaska Natives; Aleuts; Northwest Alaska


ABSTRACT

As 1 of 6 regional reports supplying statistical information on Alaska's incorporated and unincorporated communities (those of 25 or more people), this report on Northwest Alaska presents data derived from the 1970 U.S. Census first-count microfilm. Organized via the 3 Northwest Alaska census division, data are presented for the 32 communities of Barrow, Kobuk, and Nome census divisions. Presented in tabular form, the selective data provide the following information: (1) Population Trends (1950, 1960, and 1970); (2) Race (Alaskan Native, White, and Negro); (3) Families (total and total persons in family); (4) Age Breakdowns: Total Population and Native Population (males and females from under 5 to 65 and over and median age); (5) Housing Occupancy (# of units owner occupied, renter occupied, vacant year round, seasonal, and total); (6) Type of Housing Structure-Year Round Units (# of 1 unit structures, 2 or more units, and mobile homes); (7) Persons Per Unit (# of rooms and units and average); (8) Rooms Per Unit (# of rooms and units and average); (9) Persons Per Room (1.00 or less to 1.51 or more); (10) Plumbing Facilities: Year Round Units (# with all facilities and # lacking 1 or more facilities); (11) Value of Owner Occupied Units (\$5,000 to \$50,000); (12) Toilet Facilities: Year Round Units (private, shared, and no flush toilets). (JC)

\*\*\*\*\*  
 \* Documents acquired by ERIC include many informal unpublished \*  
 \* materials not available from other sources. ERIC makes every effort \*  
 \* to obtain the best copy available. nevertheless, items of marginal \*  
 \* reproducibility are often encountered and this affects the quality \*  
 \* of the microfiche and hardcopy reproductions ERIC makes available \*  
 \* via the ERIC Document Reproduction Service (EDRS). EDRS is not \*  
 \* responsible for the quality of the original document. Reproductions \*  
 \* supplied by EDRS are the best that can be made from the original. \*  
 \*\*\*\*\*

ED106

U S DEPARTMENT OF HEALTH,  
EDUCATION & WELFARE  
NATIONAL INSTITUTE OF  
EDUCATION  
THIS DOCUMENT HAS BEEN REPRO-  
DUCED EXACTLY AS RECEIVED FROM  
THE PERSON OR ORGANIZATION ORIGIN-  
ATING IT. POINTS OF VIEW OR OPINIONS  
STATED DO NOT NECESSARILY REPRESENT  
OFFICIAL NATIONAL INSTITUTE OF  
EDUCATION POSITION OR POLICY



**SELECTED 1970 CENSUS DATA  
FOR ALASKA COMMUNITIES**

**Part II - Northwest Alaska**

**Prepared by**  
**Department of Community and Regional Affairs**  
**Division of Community Planning**  
*State of Alaska*  
*Juneau*

**March, 1974**

**Ac008638**

The preparation of this report was financed in part through a grant from the Department of Housing and Urban Development, under the provisions of Section 701 of the Housing Act of 1954, as amended.

This publication presents selected 1970 U.S. Census data for incorporated Alaskan communities and unincorporated communities having a population of 25 persons or more. The data is derived from the 1970 census first-count microfilm.

The communities located in Alaska's 29 census divisions are grouped into six regional reports, as shown on the regional map. The table of contents in each report lists the communities included in each census division.

Note also that, although the U.S. Bureau of Census revised its population count for a few communities, detailed population and housing data was not corrected. The original first-count figures have been used throughout this publication.

The past populations of a number of communities are not listed. This is due to the lack of comparable historical data.

A useful reference work which can be used with this publication is the Alaska 1970 Census Atlas published by the Alaska Department of Labor, Employment Security Division. This atlas lists the population of every enumeration district in all of the State's 29 census divisions and shows the geographic location of the census divisions and of the enumeration districts as well.

A brief explanation of some terms may be helpful.


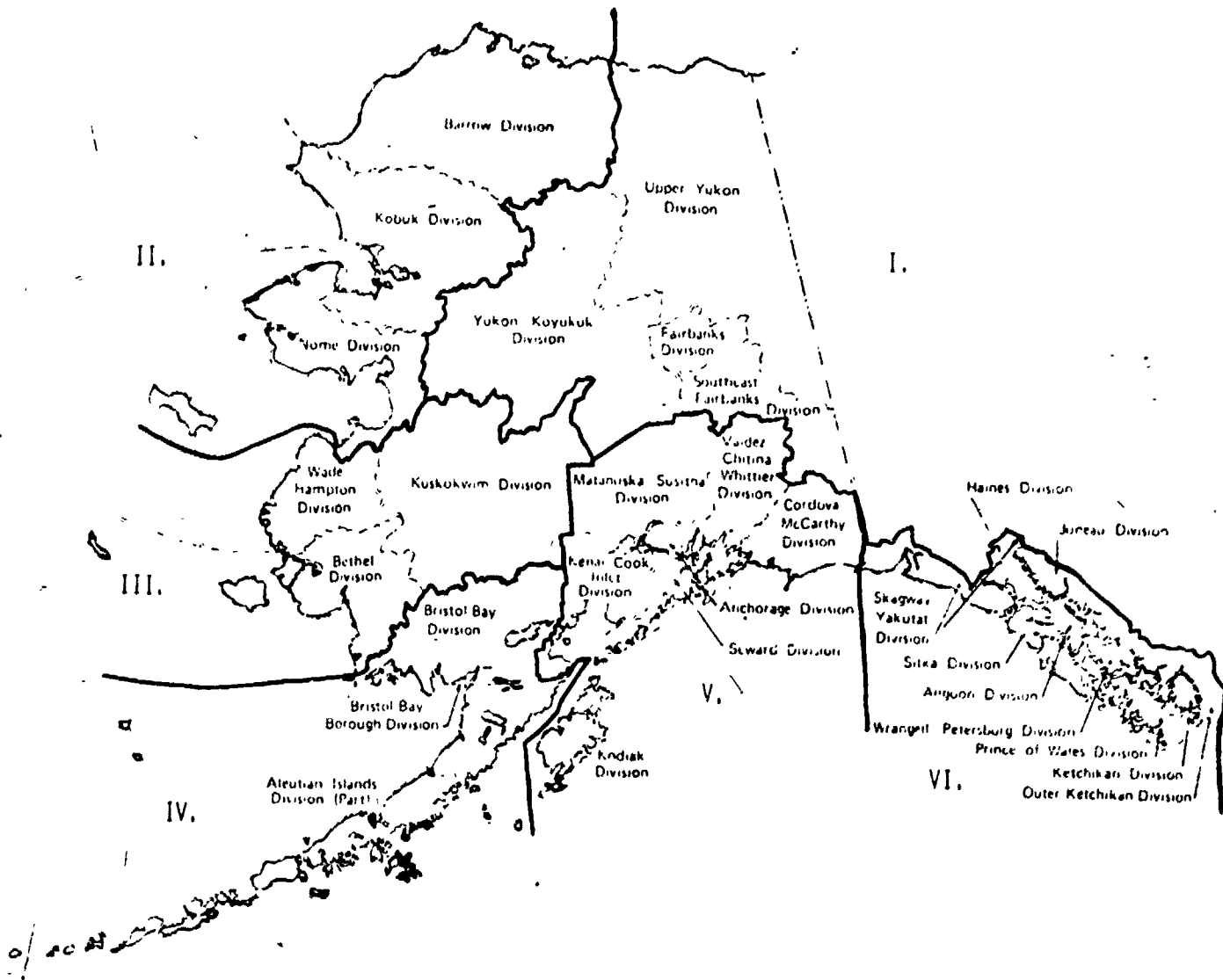
Race. The term "Alaska Native" includes Aleut, Eskimo, Indian, and others (Japanese, Filipino, and so on). The first-count data does not tally Alaska Natives separately so this figure was derived by subtracting the "White" and "Negro" subtotals from total population figures. Although this procedure overstates Alaskan Native population in a few communities with significant Japanese, Filipino, or other residents, it should be generally accurate for most Alaskan communities.

Median Age. This statistic was calculated only for groups of 25 or more persons.

Plumbing Facilities. The phrase "lacking one or more facilities" may include the lack of piped cold water, a toilet, some type of bathing facility, or hot water only. A comparison with the next heading, Toilet Facilities, might indicate whether the missing facility is hot water only or includes other utilities as well.

Value of Owner-Occupied Units. This statistic is based on the self-reported estimate of home owners. The total number of owners reporting housing values and the total number of owner-occupied homes are given at the end of this category to provide a quick comparison.

# REGIONAL MAP



## PROJECT REGIONS

- I. INTERIOR ALASKA
- II. NORTHWEST ALASKA
- III. SOUTHWEST ALASKA
- IV. BRISTOL BAY-ALEUTIAN REGION
- V. SOUTHCENTRAL ALASKA
- VI. SOUTHEAST ALASKA

## TABLE OF CONTENTS - NORTHWEST ALASKA

	<u>Page</u>
I. Barrow Census Division . . . . .	1
Anaktuvuk Pass . . . . .	2
Barrow . . . . .	3
Cape Lisburne . . . . .	4
Wainwright . . . . .	5
II. Kobuk Census Division . . . . .	6
Ambler . . . . .	7
Buckland . . . . .	8
Deering . . . . .	9
Klana . . . . .	10
Kivalina . . . . .	11
Kobuk . . . . .	12
Kotzebue . . . . .	13
Noatak . . . . .	14
Noorvik . . . . .	15
Point Hope . . . . .	16
Selawik . . . . .	17
Shungnak . . . . .	18
III. Nome Census Division . . . . .	19
Brevig Misslon . . . . .	20
Diomedea . . . . .	21
Elim . . . . .	22
Gambell . . . . .	23
Colovin . . . . .	24
Koyuk . . . . .	25
Nome . . . . .	26
Saint Michael . . . . .	27
Savoonga . . . . .	28
Shaktoolik . . . . .	29
Shishmaref . . . . .	30
Stebbins . . . . .	31
Teller . . . . .	32
Unalakleet . . . . .	33
Wales . . . . .	34
White Mountain . . . . .	35

Barrow Census Division

L

1.

0006

SELECTED DATA 1970 CENSUS

ANAKTUVUK PASS

POPULATION TRENDS

RACE

FAMILIES

<u>Year</u>	<u>Population</u>
1950	
1960	66
1970	99

Alaskan Native *	97
Negro	0
White	2
<u>TOTAL</u>	<u>99</u>

Total Families	17
Total Persons in Families	95

AGE BREAKDOWNS: TOTAL POPULATION

NATIVE POPULATION \*

<u>Age Groups</u>	<u>Male</u>	<u>Female</u>
Under 5	7	6
5-9	7	10
10-14	8	7
15-19	4	1
20-24	5	2
25-34	8	4
35-44	5	5
45-54	4	5
55-64	3	2
<u>65 &amp; Over</u>	<u>5</u>	<u>1</u>
<u>TOTAL</u>	<u>56</u>	<u>43</u>
Median Age:	22.5	14.3

<u>Age Groups</u>	<u>Male</u>	<u>Female</u>
Under 5	7	6
5-14	15	17
15-24	9	3
25-34	8	4
35-44	5	5
45-54	3	4
55-64	3	2
<u>65 &amp; Over</u>	<u>5</u>	<u>1</u>
<u>TOTAL</u>	<u>55</u>	<u>42</u>
Median Age:	21.7	14.1

HOUSING OCCUPANCY

TYPE OF STRUCTURE - YEAR-ROUND UNITS

	<u># Units</u>
Owner Occupied	16
Renter Occupied	5
Vacant	5
<u>TOTAL YEAR-ROUND UNITS</u>	<u>26</u>
Seasonal Units	0
<u>TOTAL HOUSING UNITS</u>	<u>26</u>

	<u># Units</u>
One Unit Structures	25
Two or More Units	1
Mobile Homes or Trailers	0
<u>TOTAL YEAR-ROUND UNITS</u>	<u>26</u>

PERSONS PER UNIT

ROOMS PER UNIT

PERSONS PER ROOM

<u># Persons</u>	<u># Units</u>
1	4
2	2
3	2
4	2
5	3
6	2
7	2
<u>8 or More</u>	<u>4</u>
<u>TOTAL</u>	<u>21</u>

<u># Rooms</u>	<u># Units</u>
1	22
2	3
3	0
4	1
5	0
6	0
7	0
<u>8 or More</u>	<u>0</u>
<u>TOTAL</u>	<u>26</u>

<u># Persons</u>	<u># Units</u>
1.00 or Less	5
1.01 - 1.50	0
<u>1.51 or More</u>	<u>16</u>
<u>TOTAL</u>	<u>21</u>

Average Persons/Unit: 4.7

Average Rooms/Unit: 2.2

PLUMBING FACILITIES: YEAR-ROUND UNITS

VALUE OF OWNER-OCCUPIED UNITS

	<u># Units</u>
With All Facilities	1
Lacking One or More Facilities	25
<u>TOTAL</u>	<u>26</u>

<u>Reported Value</u>	<u># Units</u>
Less Than \$5,000	15
\$5,000-\$9,999	0
\$10,000-\$14,999	1
\$15,000-\$19,999	0
\$20,000-\$24,999	0
\$25,000-\$34,999	0
\$35,000-\$49,999	0
<u>\$50,000 or More</u>	<u>0</u>
<u>TOTAL UNITS REPORTED</u>	<u>16</u>

TOILET FACILITIES: YEAR-ROUND UNITS

	<u># Units</u>
Private Flush Toilet	1
Shared Flush Toilet	0
No Flush Toilet	25
<u>TOTAL</u>	<u>26</u>

TOTAL OWNER OCCUPIED 16

\* Native is defined as Alaut, Eskimo, Indian and others, excluding White and Negro

SELECTED DATA 1970 CENSUS

BARROW

POPULATION TRENDS

<u>Year</u>	<u>Population</u>
1950	951
1960	1,314
1970	2,104

RACE

Alaskan Native *	1,909
Negro	4
White	191
<u>TOTAL</u>	<u>2,104</u>

FAMILIES

Total Families	336
Total Persons in Families	2,059

AGE BREAKDOWNS: TOTAL POPULATION

<u>Age Groups</u>	<u>Male</u>	<u>Female</u>
Under 5	152	154
5-9	175	186
10-14	151	127
15-19	123	127
20-24	89	86
25-34	152	127
35-44	108	80
45-54	61	59
55-64	52	39
65 & Over	32	24
<u>TOTAL</u>	<u>1,095</u>	<u>1,009</u>
Median Age:	17.8	16.5

NATIVE POPULATION \*

<u>Age Groups</u>	<u>Male</u>	<u>Female</u>
Under 5	134	142
5-14	315	302
15-24	198	199
25-34	113	103
35-44	94	71
45-54	55	51
55-64	46	35
65 & Over	28	23
<u>TOTAL</u>	<u>983</u>	<u>926</u>
Median Age:	17.2	16.0

HOUSING OCCUPANCY

	<u># Units</u>
Owner Occupied	259
Renter Occupied	114
Vacant	22
<u>TOTAL YEAR-ROUND UNITS</u>	<u>395</u>
Seasonal Units	0
<u>TOTAL HOUSING UNITS</u>	<u>395</u>

TYPE OF STRUCTURE - YEAR-ROUND UNITS

	<u># Units</u>
One Unit Structures	341
Two or More Units	54
Mobile Homes or Trailers	0
<u>TOTAL YEAR-ROUND UNITS</u>	<u>395</u>

PERSONS PER UNIT

<u># Persons</u>	<u># Units</u>
1	34
2	39
3	38
4	50
5	37
6	35
7	33
8 or More	107
<u>TOTAL</u>	<u>373</u>

ROOMS PER UNIT

<u># Rooms</u>	<u># Units</u>
1	56
2	94
3	96
4	65
5	47
6	21
7	8
8 or More	8
<u>TOTAL</u>	<u>395</u>

PERSONS PER ROOM

<u># Persons</u>	<u># Units</u>
1.00 or Less	122
1.01 - 1.50	54
1.51 or More	197
<u>TOTAL</u>	<u>373</u>

Average Persons/Unit: 5.6      Average Rooms/Unit: 3.2

PLUMBING FACILITIES: YEAR-ROUND UNITS

	<u># Units</u>
With All Facilities	48
Lacking One or More Facilities	347
<u>TOTAL</u>	<u>395</u>

VALUE OF OWNER OCCUPIED UNITS

<u>Reported Value</u>	<u># Units</u>
Less Than \$5,000	18
\$5,000-\$9,999	64
\$10,000-\$14,999	71
\$15,000-\$19,999	51
\$20,000-\$24,999	32
\$25,000-\$34,999	7
\$35,000-\$49,999	8
\$50,000 or More	0
<u>TOTAL UNITS REPORTED</u>	<u>251</u>

TOILET FACILITIES: YEAR-ROUND UNITS

	<u># Units</u>
Private Flush Toilet	49
Shared Flush Toilet	0
No Flush Toilet	346
<u>TOTAL</u>	<u>395</u>

TOTAL OWNER OCCUPIED 259

\* Native is defined as Aleut, Eskimo, Indian and others, excluding White and Negro



SELECTED DATA 1970 CENSUS

CAPE LISBURNE

POPULATION TRENDS

Year	Population
1950	
1960	
1970	83

RACE

Alaskan Native *	3
Negro	10
White	70
<u>TOTAL</u>	<u>83</u>

FAMILIES

Total Families	0
Total Persons in Families	0

AGE BREAKDOWNS: TOTAL POPULATION

Age Groups	Male	Female
Under 5	0	0
5-9	0	0
10-14	0	0
15-19	1	0
20-24	41	0
25-34	28	0
35-44	11	0
45-54	1	0
55-64	1	0
65 & Over	0	0
<u>TOTAL</u>	<u>83</u>	<u>0</u>
Median Age:	24.9	

NATIVE POPULATION \*

Age Groups	Male	Female
Under 5	N/A	
5-14		
15-24		
25-34		
35-44		
45-54		
55-64		
65 & Over		
<u>TOTAL</u>		
Median Age:		

HOUSING OCCUPANCY

	# Units
Owner Occupied	N/A
Renter Occupied	
Vacant	
<u>TOTAL YEAR-ROUND UNITS</u>	
Seasonal Units	
<u>TOTAL HOUSING UNITS</u>	

TYPE OF STRUCTURE - YEAR-ROUND UNITS

	# Units
One Unit Structures	N/A
Two or More Units	
Mobile Homes or Trailers	
<u>TOTAL YEAR-ROUND UNITS</u>	

PERSONS PER UNIT

# Persons	# Units
1	N/A
2	
3	
4	
5	
6	
7	
8 or More	
<u>TOTAL</u>	
Average Persons/Unit:	

ROOMS PER UNIT

# Rooms	# Units
1	N/A
2	
3	
4	
5	
6	
7	
8 or More	
<u>TOTAL</u>	
Average Rooms/Unit:	

PERSONS PER ROOM

# Persons	# Units
1.00 or Less	N/A
1.01 - 1.50	
1.51 or More	
<u>TOTAL</u>	

PLUMBING FACILITIES: YEAR-ROUND UNITS

	# Units
With All Facilities	N/A
Lacking One or More Facilities	
<u>TOTAL</u>	

VALUE OF OWNER OCCUPIED UNITS

Reported Value	# Units
Less Than \$5,000	N/A
\$5,000-\$9,999	
\$10,000-\$14,999	
\$15,000-\$19,999	
\$20,000-\$24,999	
\$25,000-\$34,999	
\$35,000-\$49,999	
\$50,000 or More	
<u>TOTAL UNITS REPORTED</u>	

TOILET FACILITIES: YEAR-ROUND UNITS

	# Units
Private Flush Toilet	N/A
Shared Flush Toilet	
No Flush Toilet	
<u>TOTAL</u>	

TOTAL OWNER OCCUPIED

\* Native is defined as Aleut, Eskimo, Indian and others, excluding White and Negro

SELECTED DATA 1970 CENSUS

WAINWRIGHT

POPULATION TRENDS

<u>Year</u>	<u>Population</u>
1950	227
1960	253
1970	315

RACE

Alaskan Native *	307
Negro	0
White	8
<u>TOTAL</u>	<u>315</u>

FAMILIES

Total Families	50
Total Persons in Families	310

AGE BREAKDOWNS: TOTAL POPULATION

<u>Age Groups</u>	<u>Male</u>	<u>Female</u>
Under 5	18	21
5-9	27	21
10-14	28	31
15-19	19	19
20-24	10	8
25-34	18	15
35-44	18	17
45-54	9	6
55-64	8	9
65 & Over	10	3
<u>TOTAL</u>	<u>165</u>	<u>150</u>
Median Age:	17.6	21.6

NATIVE POPULATION \*

<u>Age Groups</u>	<u>Male</u>	<u>Female</u>
Under 5	18	20
5-14	55	52
15-24	28	26
25-34	17	14
35-44	18	16
45-54	9	6
55-64	7	8
65 & Over	10	3
<u>TOTAL</u>	<u>162</u>	<u>145</u>
Median Age:	18.0	15.4

HOUSING OCCUPANCY

	<u># Units</u>
Owner Occupied	46
Renter Occupied	7
Vacant	2
<u>TOTAL YEAR-ROUND UNITS</u>	<u>55</u>
Seasonal Units	0
<u>TOTAL HOUSING UNITS</u>	<u>55</u>

TYPE OF STRUCTURE - YEAR-ROUND UNITS

	<u># Units</u>
One Unit Structures	51
Two or More Units	4
Mobile Homes or Trailers	0
<u>TOTAL YEAR-ROUND UNITS</u>	<u>55</u>

PERSONS PER UNIT

<u># Persons</u>	<u># Units</u>
1	3
2	3
3	7
4	9
5	6
6	4
7	3
8 or More	18
<u>TOTAL</u>	<u>53</u>

ROOMS PER UNIT

<u># Rooms</u>	<u># Units</u>
1	20
2	16
3	11
4	4
5	3
6	1
7	0
8 or More	0
<u>TOTAL</u>	<u>55</u>

PERSONS PER ROOM

<u># Persons</u>	<u># Units</u>
1.00 or Less	7
1.01 - 1.50	5
1.51 or More	41
<u>TOTAL</u>	<u>53</u>

Average Persons/Unit: 5.9      Average Rooms/Unit: 2.2

PLUMBING FACILITIES: YEAR-ROUND UNITS

	<u># Units</u>
With All Facilities	0
Lacking One or More Facilities	55
<u>TOTAL</u>	<u>55</u>

VALUE OF OWNER OCCUPIED UNITS

<u>Reported Value</u>	<u># Units</u>
Less Than \$5,000	34
\$5,000-\$9,999	8
\$10,000-\$14,999	0
\$15,000-\$19,999	0
\$20,000-\$24,999	0
\$25,000-\$34,999	0
\$35,000-\$49,999	0
\$50,000 or More	0
<u>TOTAL UNITS REPORTED</u>	<u>42</u>

TOILET FACILITIES: YEAR-ROUND UNITS

	<u># Units</u>
Private Flush Toilet	0
Shared Flush Toilet	0
No Flush Toilet	55
<u>TOTAL</u>	<u>55</u>

TOTAL OWNER OCCUPIED 46

\* Native is defined as Aleut, Eskimo, Indian and others, excluding White and Negro

Kobuk Census Division

SELECTED DATA 1970 CENSUS

AMBLER

POPULATION TRENDS

<u>Year</u>	<u>Population</u>
1950	
1960	70
1970	169

RACE

Alaskan Native *	159
Negro	0
White	10
<u>TOTAL</u>	<u>169</u>

FAMILIES

Total Families	29
Total Persons in Families	163

AGE BREAKDOWNS: TOTAL POPULATION

<u>Age Groups</u>	<u>Male</u>	<u>Female</u>
Under 5	20	12
5-9	15	16
10-14	14	12
15-19	12	5
20-24	1	12
25-34	10	9
35-44	7	7
45-54	5	5
55-64	2	2
65 & Over	1	2
<u>TOTAL</u>	<u>87</u>	<u>82</u>
Median Age:	14.9	16.5

NATIVE POPULATION \*

<u>Age Groups</u>	<u>Male</u>	<u>Female</u>
Under 5	19	11
5-14	29	28
15-24	13	15
25-34	7	7
35-44	7	7
45-54	4	5
55-64	2	2
65 & Over	1	2
<u>TOTAL</u>	<u>82</u>	<u>77</u>
Median Age:	12.8	14.9

HOUSING OCCUPANCY

	<u># Units</u>
Owner Occupied	26
Renter Occupied	5
Vacant	2
<u>TOTAL YEAR-ROUND UNITS</u>	<u>33</u>
Seasonal Units	0
<u>TOTAL HOUSING UNITS</u>	<u>33</u>

TYPE OF STRUCTURE - YEAR-ROUND UNITS

	<u># Units</u>
One Unit Structures	33
Two or More Units	0
Mobile Homes or Trailers	0
<u>TOTAL YEAR-ROUND UNITS</u>	<u>33</u>

PERSONS PER UNIT

<u># Persons</u>	<u># Units</u>
1	2
2	3
3	3
4	5
5	5
6	3
7	1
8 or More	9
<u>TOTAL</u>	<u>31</u>

ROOMS PER UNIT

<u># Rooms</u>	<u># Units</u>
1	20
2	9
3	3
4	1
5	0
6	0
7	0
8 or More	0
<u>TOTAL</u>	<u>33</u>

PERSONS PER ROOM

<u># Persons</u>	<u># Units</u>
1.00 or Less	3
1.01 - 1.50	1
1.51 or More	27
<u>TOTAL</u>	<u>31</u>

Average Persons/Unit: 5.5 Average Rooms/Unit: 1.5

PLUMBING FACILITIES: YEAR-ROUND UNITS

	<u># Units</u>
With All Facilities	0
Lacking One or More Facilities	33
<u>TOTAL</u>	<u>33</u>

VALUE OF OWNER OCCUPIED UNITS

<u>Reported Value</u>	<u># Units</u>
Less Than \$5,000	23
\$5,000-\$9,999	0
\$10,000-\$14,999	1
\$15,000-\$19,999	0
\$20,000-\$24,999	0
\$25,000-\$34,999	0
\$35,000-\$49,999	0
\$50,000 or More	0
<u>TOTAL UNITS REPORTED</u>	<u>24</u>

TOILET FACILITIES: YEAR-ROUND UNITS

	<u># Units</u>
Private Flush Toilet	0
Shared Flush Toilet	0
No Flush Toilet	33
<u>TOTAL</u>	<u>33</u>

TOTAL OWNER OCCUPIED 26

\* Native is defined as Aleut, Eskimo, Indian and others, excluding White and Negro

POPULATION TRENDS

Year	Population
1950	108
1960	87
1970	104

RACE

Alaskan Native *	103
Negro	0
White	1
<u>TOTAL</u>	<u>104</u>

FAMILIES

Total Families	17
Total Persons in Families	101

AGE BREAKDOWNS: TOTAL POPULATION

Age Groups	Male	Female
Under 5	10	7
5-9	10	7
10-14	7	10
15-19	10	4
20-24	1	4
25-34	2	3
35-44	4	3
45-54	7	3
55-64	4	0
65 & Over	1	3
<u>TOTAL</u>	<u>56</u>	<u>48</u>
Median Age:	15.8	15.6

NATIVE POPULATION \*

Age Groups	Male	Female
Under 5	10	7
5-14	17	17
15-24	11	8
25-34	2	3
35-44	4	3
45-54	7	7
55-64	3	0
65 & Over	1	3
<u>TOTAL</u>	<u>55</u>	<u>48</u>
Median Age:	15.9	15.6

HOUSING OCCUPANCY

	# Units
Owner Occupied	17
Renter Occupied	3
Vacant	4
<u>TOTAL YEAR-ROUND UNITS</u>	<u>24</u>
Seasonal Units	0
<u>TOTAL HOUSING UNITS</u>	<u>24</u>

TYPE OF STRUCTURE - YEAR-ROUND UNITS

	# Units
One Unit Structures	24
Two or More Units	0
Mobile Homes or Trailers	0
<u>TOTAL YEAR-ROUND UNITS</u>	<u>24</u>

PERSONS PER UNIT

# Persons	# Units
1	3
2	1
3	3
4	2
5	3
6	2
7	2
8 or More	4
<u>TOTAL</u>	<u>20</u>

ROOMS PER UNIT

# Rooms	# Units
1	16
2	5
3	2
4	1
5	0
6	0
7	0
8 or More	0
<u>TOTAL</u>	<u>24</u>

PERSONS PER ROOM

# Persons	# Units
1.00 or Less	4
1.01 - 1.50	0
1.51 or More	16
<u>TOTAL</u>	<u>20</u>

Average Persons/Unit: 5.2

Average Rooms/Unit: 1.5

PLUMBING FACILITIES: YEAR-ROUND UNITS

	# Units
With All Facilities	0
Lacking One or More Facilities	24
<u>TOTAL</u>	<u>24</u>

VALUE OF OWNER OCCUPIED UNITS

Reported Value	# Units
Less Than \$5,000	9
\$5,000-\$9,999	7
\$10,000-\$14,999	0
\$15,000-\$19,999	0
\$20,000-\$24,999	0
\$25,000-\$34,999	0
\$35,000-\$49,999	0
\$50,000 or More	0
<u>TOTAL UNITS REPORTED</u>	<u>16</u>

TOILET FACILITIES: YEAR-ROUND UNITS

	# Units
Private Flush Toilet	0
Shared Flush Toilet	0
No Flush Toilet	24
<u>TOTAL</u>	<u>24</u>

TOTAL OWNER OCCUPIED 17

\* Native is defined as Aleut, Eskimo, Indian and others, excluding White and Negro

SELECTED DATA 1970 CENSUS

DEERING

POPULATION TRENDS

<u>Year</u>	<u>Population</u>
1950	174
1960	95
1970	85

RACE

Alaskan Native *	83
Negro	0
White	2
<u>TOTAL</u>	<u>85</u>

FAMILIES

Total Families	15
Total Persons in Families	77

AGE BREAKDOWNS: TOTAL POPULATION

<u>Age Groups</u>	<u>Male</u>	<u>Female</u>
Under 5	4	3
5-9	10	11
10-14	7	8
15-19	2	5
20-24	4	3
25-34	3	3
35-44	5	4
45-54	2	1
55-64	3	4
<u>65 &amp; Over</u>	<u>1</u>	<u>2</u>
<u>TOTAL</u>	<u>41</u>	<u>44</u>
Median Age:	14.9	15.5

NATIVE POPULATION \*

<u>Age Groups</u>	<u>Male</u>	<u>Female</u>
Under 5	4	3
5-14	17	19
15-24	5	7
25-34	3	3
35-44	5	4
45-54	2	1
55-64	3	4
<u>65 &amp; Over</u>	<u>1</u>	<u>2</u>
<u>TOTAL</u>	<u>40</u>	<u>43</u>
Median Age:	14.7	14.9

HOUSING OCCUPANCY

	<u># Units</u>
Owner Occupied	16
Renter Occupied	3
Vacant	0
<u>TOTAL YEAR-ROUND UNITS</u>	<u>19</u>
Seasonal Units	0
<u>TOTAL HOUSING UNITS</u>	<u>19</u>

TYPE OF STRUCTURE - YEAR-ROUND UNITS

	<u># Units</u>
One Unit Structures	19
Two or More Units	0
Mobile Homes or Trailers	0
<u>TOTAL YEAR-ROUND UNITS</u>	<u>19</u>

PERSONS PER UNIT

<u># Persons</u>	<u># Units</u>
1	4
2	2
3	2
4	2
5	3
6	0
7	1
<u>8 or More</u>	<u>5</u>
<u>TOTAL</u>	<u>19</u>

ROOMS PER UNIT

<u># Rooms</u>	<u># Units</u>
1	9
2	5
3	2
4	2
5	1
6	0
7	0
<u>8 or More</u>	<u>0</u>
<u>TOTAL</u>	<u>19</u>

PERSONS PER ROOM

<u># Persons</u>	<u># Units</u>
1.00 or Less	7
1.01 - 1.50	0
1.51 or More	12
<u>TOTAL</u>	<u>19</u>

Average Persons/Unit: 4.5 Average Rooms/Unit: 2.0

PLUMBING FACILITIES: YEAR-ROUND UNITS

	<u># Units</u>
With All Facilities	0
Lacking One or More Facilities	19
<u>TOTAL</u>	<u>19</u>

VALUE OF OWNER OCCUPIED UNITS

<u>Reported Value</u>	<u># Units</u>
Less Than \$5,000	15
\$5,000-\$9,999	0
\$10,000-\$14,999	1
\$15,000-\$19,999	0
\$20,000-\$24,999	0
\$25,000-\$34,999	0
\$35,000-\$49,999	0
\$50,000 or More	0
<u>TOTAL UNITS REPORTED</u>	<u>16</u>

TOILET FACILITIES: YEAR-ROUND UNITS

	<u># Units</u>
Private Flush Toilet	0
Shared Flush Toilet	0
No Flush Toilet	19
<u>TOTAL</u>	<u>19</u>

TOTAL OWNER OCCUPIED 16

\* Native is defined as Aleut, Eskimo, Indian and others, excluding White and Negro

SELECTED DATA 1970 CENSUS

KIANA

POPULATION TRENDS

<u>Year</u>	<u>Population</u>
1950	181
1960	253
1970	278

RACE

Alaskan Native *	268
Negro	0
White	10
<u>TOTAL</u>	<u>278</u>

FAMILIES

Total Families	48
Total Persons in Families	273

AGE BREAKDOWNS: TOTAL POPULATION

<u>Age Groups</u>	<u>Male</u>	<u>Female</u>
Under 5	14	23
5-9	22	24
10-14	29	27
15-19	13	14
20-24	4	10
25-34	15	13
35-44	12	15
45-54	16	7
55-64	2	3
65 & Over	5	10
<u>TOTAL</u>	<u>132</u>	<u>146</u>
Median Age:	15.6	14.9

NATIVE POPULATION \*

<u>Age Groups</u>	<u>Male</u>	<u>Female</u>
Under 5	14	23
5-14	51	51
15-24	17	21
25-34	14	12
35-44	11	15
45-54	13	6
55-64	2	3
65 & Over	5	10
<u>TOTAL</u>	<u>127</u>	<u>141</u>
Median Age:	14.8	14.4

HOUSING OCCUPANCY

	<u># Units</u>
Owner Occupied	41
Renter Occupied	11
Vacant	20
<u>TOTAL YEAR-ROUND UNITS</u>	<u>72</u>
Seasonal Units	0
<u>TOTAL HOUSING UNITS</u>	<u>72</u>

TYPE OF STRUCTURE - YEAR-ROUND UNITS

	<u># Units</u>
One Unit Structures	68
Two or More Units	4
Mobile Homes or Trailers	0
<u>TOTAL YEAR-ROUND UNITS</u>	<u>72</u>

PERSONS PER UNIT

<u># Persons</u>	<u># Units</u>
1	4
2	7
3	9
4	1
5	6
6	5
7	10
8 or More	10
<u>TOTAL</u>	<u>52</u>

ROOMS PER UNIT

<u># Rooms</u>	<u># Units</u>
1	33
2	20
3	10
4	5
5	3
6	0
7	1
8 or More	0
<u>TOTAL</u>	<u>72</u>

PERSONS PER ROOM

<u># Persons</u>	<u># Units</u>
1.00 or Less	10
1.01 - 1.50	3
1.51 or More	39
<u>TOTAL</u>	<u>52</u>

Average Persons/Unit: 5.3      Average Rooms/Unit: 2.0

PLUMBING FACILITIES: YEAR-ROUND UNITS

	<u># Units</u>
With All Facilities	3
Lacking One or More Facilities	69
<u>TOTAL</u>	<u>72</u>

VALUE OF OWNER OCCUPIED UNITS

<u>Reported Value</u>	<u># Units</u>
Less Than \$5,000	18
\$5,000-\$9,999	16
\$10,000-\$14,999	3
\$15,000-\$19,999	0
\$20,000-\$24,999	0
\$25,000-\$34,999	0
\$35,000-\$49,999	0
\$50,000 or More	0
<u>TOTAL UNITS REPORTED</u>	<u>37</u>

TOILET FACILITIES: YEAR-ROUND UNITS

	<u># Units</u>
Private Flush Toilet	3
Shared Flush Toilet	0
No Flush Toilet	69
<u>TOTAL</u>	<u>72</u>

TOTAL OWNER OCCUPIED 41

\* Native is defined as Aleut, Eskimo, Indian and others, excluding White and Negro

SELECTED DATA 1970 CENSUS

KIVALINA

POPULATION TRENDS

RACE

FAMILIES

<u>Year</u>	<u>Population</u>	<u>Alaskan Native *</u>	<u>Negro</u>	<u>White</u>	<u>TOTAL</u>	<u>Total Families</u>	
1950		183	0			21	
1960						131	
1970	188				188		

AGE BREAKDOWNS: TOTAL POPULATION

NATIVE POPULATION \*

<u>Age Groups</u>	<u>Male</u>	<u>Female</u>	<u>Age Groups</u>	<u>Male</u>	<u>Female</u>
Under 5	20	13	Under 5	19	13
5-9	15	18	5-14	25	30
10-14	10	12	15-24	14	16
15-19	11	13	25-34	11	9
20-24	4	3	35-44	8	4
25-34	13	10	45-54	8	8
35-44	8	4	55-64	3	2
45-54	8	8	65 & Over	5	8
55-64	3	2	TOTAL	93	90
65 & Over	4	8	Median Age:	17.1	16.6
TOTAL	97	91			
Median Age:	16.8	16.1			

HOUSING OCCUPANCY

TYPE OF STRUCTURE - YEAR-ROUND UNITS

	<u># Units</u>		<u># Units</u>
Owner Occupied	16	One Unit Structures	30
Renter Occupied	5	Two or More Units	3
Vacant	12	Mobile Homes or Trailers	0
TOTAL YEAR-ROUND UNITS	33	TOTAL YEAR-ROUND UNITS	33
Seasonal Units	0		
TOTAL HOUSING UNITS	33		

PERSONS PER UNIT

ROOMS PER UNIT

PERSONS PER ROOM

<u># Persons</u>	<u># Units</u>	<u># Rooms</u>	<u># Units</u>	<u># Persons</u>	<u># Units</u>
1	0	1	12	1.00 or Less	1
2	1	2	12	1.01 - 1.50	0
3	0	3	6	1.51 or More	20
4	3	4	1	TOTAL	21
5	6	5	0		
6	3	6	1		
7	0	7	1		
8 or More	8	8 or More	3		
TOTAL	21	TOTAL	33		

Average Persons/Unit: 9.0      Average Rooms/Unit: 2.2

PLUMBING FACILITIES: YEAR-ROUND UNITS

VALUE OF OWNER OCCUPIED UNITS

	<u># Units</u>	<u>Reported Value</u>	<u># Units</u>
With All Facilities	0	Less Than \$5,000	16
Lacking One or More Facilities	33	\$5,000-\$9,999	0
TOTAL	33	\$10,000-\$14,999	0
		\$15,000-\$19,999	0
		\$20,000-\$24,999	0
		\$25,000-\$34,999	0
		\$35,000-\$49,999	0
		\$50,000 or More	0
		TOTAL UNITS REPORTED	16
		TOTAL OWNER OCCUPIED	16

TOILET FACILITIES: YEAR-ROUND UNITS

	<u># Units</u>
Private Flush Toilet	0
Shared Flush Toilet	0
No Flush Toilet	33
TOTAL	33

\* Native is defined as Aleut, Eskimo, Indian and others, excluding White and Negro



SELECTED DATA 1970 CENSUS

KOBUK

POPULATION TRENDS

<u>Year</u>	<u>Population</u>
1950	
1960	
1970	56

RACE

Alaskan Native *	54
Negro	0
White	2
<u>TOTAL</u>	<u>56</u>

FAMILIES

Total Families	9
Total Persons in Families	51

AGE BREAKDOWNS: TOTAL POPULATION

<u>Age Groups</u>	<u>Male</u>	<u>Female</u>
Under 5	2	1
5-9	4	7
10-14	6	4
15-19	3	5
20-24	1	1
25-34	3	2
35-44	0	2
45-54	2	3
55-64	3	3
<u>65 &amp; Over</u>	<u>2</u>	<u>2</u>
<u>TOTAL</u>	<u>26</u>	<u>30</u>
Median Age:	17.5	18.5

NATIVE POPULATION \*

<u>Age Groups</u>	<u>Males</u>	<u>Female</u>
Under 5	2	1
5-14	10	11
15-24	4	6
25-34	3	1
35-44	0	2
45-54	2	3
55-64	3	3
<u>65 &amp; Over</u>	<u>1</u>	<u>2</u>
<u>TOTAL</u>	<u>25</u>	<u>29</u>
Median Age:	17.5	20.0

HOUSING OCCUPANCY

	<u># Units</u>
Owner Occupied	13
Renter Occupied	1
Vacant	0
<u>TOTAL YEAR-ROUND UNITS</u>	<u>14</u>
Seasonal Units	0
<u>TOTAL HOUSING UNITS</u>	<u>14</u>

TYPE OF STRUCTURE - YEAR-ROUND UNITS

	<u># Units</u>
One Unit Structures	14
Two or More Units	0
Mobile Homes or Trailers	0
<u>TOTAL YEAR-ROUND UNITS</u>	<u>14</u>

PERSONS PER UNIT

<u># Persons</u>	<u># Units</u>
1	5
2	2
3	0
4	1
5	1
6	2
7	1
<u>8 or More</u>	<u>2</u>
<u>TOTAL</u>	<u>14</u>

ROOMS PER UNIT

<u># Rooms</u>	<u># Units</u>
1	9
2	0
3	2
4	2
5	1
6	0
7	0
<u>8 or More</u>	<u>0</u>
<u>TOTAL</u>	<u>14</u>

PERSONS PER ROOM

<u># Persons</u>	<u># Units</u>
1.00 or Less	6
1.01 - 1.50	1
1.51 or More	7
<u>TOTAL</u>	<u>14</u>

Average Persons/Unit: 4.0 Average Rooms/Unit: 2.0

PLUMBING FACILITIES: YEAR-ROUND UNITS

	<u># Units</u>
With All Facilities	1
Lacking One or More Facilities	13
<u>TOTAL</u>	<u>14</u>

VALUE OF OWNER OCCUPIED UNITS

<u>Reported Value</u>	<u># Units</u>
Less Than \$5,000	10
\$5,000-\$9,999	1
\$10,000-\$14,999	0
\$15,000-\$19,999	0
\$20,000-\$24,999	0
\$25,000-\$34,999	0
\$35,000-\$49,999	0
\$50,000 or More	0
<u>TOTAL UNITS REPORTED</u>	<u>11</u>

TOILET FACILITIES: YEAR-ROUND UNITS

	<u># Units</u>
Private Flush Toilet	1
Shared Flush Toilet	0
No Flush Toilet	13
<u>TOTAL</u>	<u>14</u>

TOTAL OWNER OCCUPIED 13

\* Native is defined as Aleut, Eskimo, Indian and others, excluding White and Negro

**SELECTED DATA 1970 CENSUS**

**KOTZEBUE**

**POPULATION TRENDS**

Year	Population
1950	623
1960	1,290
1970	1,696

**RACE**

Alaskan Native *	1,352
Negro	0
White	344
<b>TOTAL</b>	<b>1,696</b>

**FAMILIES**

Total Families	306
Total Persons in Families	1,623

**AGE BREAKDOWNS: TOTAL POPULATION**

Age Groups	Male	Female
Under 5	116	126
5-9	145	127
10-14	124	140
15-19	91	86
20-24	33	53
25-34	110	189
35-44	77	75
45-54	68	56
55-64	54	44
65 & Over	27	25
<b>TOTAL</b>	<b>845</b>	<b>851</b>
Median Age:	17.1	16.9

**NATIVE POPULATION \***

Age Groups	Male	Female
Under 5	96	90
5-14	230	230
15-24	113	119
25-34	63	72
35-44	53	64
45-54	49	43
55-64	46	39
65 & Over	21	24
<b>TOTAL</b>	<b>671</b>	<b>681</b>
Median Age:	15.9	16.8

**HOUSING OCCUPANCY**

	# Units
Owner Occupied	216
Renter Occupied	139
Vacant	55
<b>TOTAL YEAR-ROUND UNITS</b>	<b>410</b>
Seasonal Units	10
<b>TOTAL HOUSING UNITS</b>	<b>420</b>

**TYPE OF STRUCTURE - YEAR-ROUND UNITS**

	# Units
One Unit Structures	298
Two or More Units	111
Mobile Homes or Trailers	1
<b>TOTAL YEAR-ROUND UNITS</b>	<b>410</b>

**PERSONS PER UNIT**

# Persons	# Units
1	47
2	51
3	39
4	51
5	44
6	32
7	26
8 or More	65
<b>TOTAL</b>	<b>355</b>

**ROOMS PER UNIT**

# Rooms	# Units
1	93
2	104
3	68
4	56
5	61
6	21
7	5
8 or More	2
<b>TOTAL</b>	<b>410</b>

**PERSONS PER ROOM**

# Persons	# Units
1.00 or Less	148
1.01 - 1.50	42
1.51 or More	165
<b>TOTAL</b>	<b>355</b>

Average Persons/Unit: 4.8      Average Rooms/Unit: 3.0

**PLUMBING FACILITIES: YEAR-ROUND UNITS**

	# Units
With All Facilities	129
Lacking One or More Facilities	281
<b>TOTAL</b>	<b>410</b>

**VALUE OF OWNER OCCUPIED UNITS**

Reported Value	# Units
Less Than \$5,000	85
\$5,000-\$9,999	69
\$10,000-\$14,999	35
\$15,000-\$19,999	6
\$20,000-\$24,999	1
\$25,000-\$34,999	3
\$35,000-\$49,999	1
\$50,000 or More	1
<b>TOTAL UNITS REPORTED</b>	<b>201</b>

**TOILET FACILITIES: YEAR-ROUND UNITS**

	# Units
Private Flush Toilet	131
Shared Flush Toilet	3
No Flush Toilet	276
<b>TOTAL</b>	<b>410</b>

**TOTAL OWNER OCCUPIED 216**

\* Native is defined as Aleut, Eskimo, Indian and others, excluding White and Negro

POPULATION TRENDS

<u>Year</u>	<u>Population</u>
1950	326
1960	275
1970	293

RACE

Alaskan Native *	286
Negro	0
White	7
<u>TOTAL</u>	<u>293</u>

FAMILIES

Total Families	43
Total Persons in Families	288

AGE BREAKDOWNS: TOTAL POPULATION

<u>Age Groups</u>	<u>Male</u>	<u>Female</u>
Under 5	21	28
5-9	31	23
10-14	25	21
15-19	15	12
20-24	10	7
25-34	13	16
35-44	18	13
45-54	7	4
55-64	8	9
65 & Over	9	3
<u>TOTAL</u>	<u>157</u>	<u>136</u>
Median Age:	15.7	14.2

NATIVE POPULATION \*

<u>Age Groups</u>	<u>Male</u>	<u>Female</u>
Under 5	21	28
5-14	56	44
15-24	25	18
25-34	12	14
35-44	16	12
45-54	7	4
55-64	8	9
65 & Over	9	3
<u>TOTAL</u>	<u>154</u>	<u>132</u>
Median Age:	15.2	13.8

HOUSING OCCUPANCY

	<u># Units</u>
Owner Occupied	42
Renter Occupied	11
Vacant	4
<u>TOTAL YEAR-ROUND UNITS</u>	<u>57</u>
Seasonal Units	0
<u>TOTAL HOUSING UNITS</u>	<u>57</u>

TYPE OF STRUCTURE - YEAR-ROUND UNITS

	<u># Units</u>
One Unit Structures	56
Two or More Units	1
Mobile Homes or Trailers	0
<u>TOTAL YEAR-ROUND UNITS</u>	<u>57</u>

PERSONS PER UNIT

<u># Persons</u>	<u># Units</u>
1	5
2	7
3	4
4	5
5	4
6	5
7	10
8 or More	13
<u>TOTAL</u>	<u>53</u>

ROOMS PER UNIT

<u># Rooms</u>	<u># Units</u>
1	36
2	9
3	6
4	4
5	1
6	0
7	1
8 or More	0
<u>TOTAL</u>	<u>57</u>

PERSONS PER ROOM

<u># Persons</u>	<u># Units</u>
1.00 or Less	11
1.01 - 1.50	1
1.51 or More	41
<u>TOTAL</u>	<u>53</u>

Average Persons/Unit: 5.5      Average Rooms/Unit: 1.8

PLUMBING FACILITIES: YEAR-ROUND UNITS

	<u># Units</u>
With All Facilities	0
Lacking One or More Facilities	57
<u>TOTAL</u>	<u>57</u>

VALUE OF OWNER OCCUPIED UNITS

<u>Reported Value</u>	<u># Units</u>
Less Than \$5,000	29
\$5,000-\$9,999	12
\$10,000-\$14,999	1
\$15,000-\$19,999	0
\$20,000-\$24,999	0
\$25,000-\$34,999	0
\$35,000-\$49,999	0
\$50,000 or More	0
<u>TOTAL UNITS REPORTED</u>	<u>42</u>

TOILET FACILITIES: YEAR-ROUND UNITS

	<u># Units</u>
Private Flush Toilet	0
Shared Flush Toilet	0
No Flush Toilet	57
<u>TOTAL</u>	<u>57</u>

TOTAL OWNER OCCUPIED 42

\* Native is defined as Aleut, Eskimo, Indian and others, excluding White and Negro

SELECTED DATA 1970 CENSUS

NOORVIK

POPULATION TRENDS

<u>Year</u>	<u>Population</u>
1950	243
1960	384
1970	462

RACE

Alaskan Native *	443
Negro	0
White	19
<u>TOTAL</u>	<u>462</u>

FAMILIES

Total Families	68
Total Persons in Families	458

AGE BREAKDOWNS: TOTAL POPULATION

<u>Age Groups</u>	<u>Male</u>	<u>Female</u>
Under 5	37	28
5-9	37	51
10-14	41	35
15-19	36	29
20-24	14	11
25-34	18	12
35-44	30	23
45-54	14	14
55-64	9	7
65 & Over	8	8
<u>TOTAL</u>	<u>244</u>	<u>218</u>
Median Age:	16.0	14.4

NATIVE POPULATION \*

<u>Age Groups</u>	<u>Male</u>	<u>Female</u>
Under 5	37	26
5-14	75	83
15-24	48	37
25-34	17	11
35-44	29	22
45-54	13	13
55-64	9	7
65 & Over	8	8
<u>TOTAL</u>	<u>236</u>	<u>207</u>
Median Age:	16.4	14.4

HOUSING OCCUPANCY

	<u># Units</u>
Owner Occupied	50
Renter Occupied	21
Vacant	5
<u>TOTAL YEAR-ROUND UNITS</u>	<u>76</u>
Seasonal Units	0
<u>TOTAL HOUSING UNITS</u>	<u>76</u>

TYPE OF STRUCTURE - YEAR-ROUND UNITS

	<u># Units</u>
One Unit Structures	74
Two or More Units	2
Mobile Homes or Trailers	0
<u>TOTAL YEAR-ROUND UNITS</u>	<u>76</u>

PERSONS PER UNIT

<u># Persons</u>	<u># Units</u>
1	3
2	5
3	8
4	3
5	10
6	9
7	3
8 or More	30
<u>TOTAL</u>	<u>71</u>

ROOMS PER UNIT

<u># Rooms</u>	<u># Units</u>
1	42
2	19
3	7
4	5
5	2
6	0
7	0
8 or More	1
<u>TOTAL</u>	<u>76</u>

PERSONS PER ROOM

<u># Persons</u>	<u># Units</u>
1.00 or Less	9
1.01 - 1.50	3
1.51 or More	59
<u>TOTAL</u>	<u>71</u>

Average Persons/Unit: 6.5 Average Rooms/Unit: 1.8

PLUMBING FACILITIES: YEAR-ROUND UNITS

	<u># Units</u>
With All Facilities	3
Lacking One or More Facilities	73
<u>TOTAL</u>	<u>73</u>

VALUE OF OWNER OCCUPIED UNITS

<u>Reported Value</u>	<u># Units</u>
Less Than \$5,000	40
\$5,000-\$9,999	9
\$10,000-\$14,999	0
\$15,000-\$19,999	0
\$20,000-\$24,999	0
\$25,000-\$34,999	0
\$35,000-\$49,999	0
\$50,000 or More	0
<u>TOTAL UNITS REPORTED</u>	<u>49</u>

TOILET FACILITIES: YEAR-ROUND UNITS

	<u># Units</u>
Private Flush Toilet	3
Shared Flush Toilet	0
No Flush Toilet	73
<u>TOTAL</u>	<u>76</u>

TOTAL OWNER OCCUPIED 50

\* Native is defined as Aleut, Eskimo, Indian and others, excluding White and Negro

SELECTED DATA 1970 CENSUS

POINT HOPE

POPULATION TRENDS

<u>Year</u>	<u>Population</u>
1950	38
1960	54
1970	386

RACE

Alaskan Native *	369
Negro	0
White	17
<u>TOTAL</u>	<u>386</u>

FAMILIES

Total Families	53
Total Persons in Families	362

AGE BREAKDOWNS: TOTAL POPULATION

<u>Age Groups</u>	<u>Male</u>	<u>Female</u>
Under 5	26	22
5-9	38	35
10-14	39	26
15-19	29	18
20-24	9	10
25-34	21	17
35-44	26	15
45-54	12	10
55-64	9	10
65 & Over	8	7
<u>TOTAL</u>	<u>217</u>	<u>169</u>
Median Age:	16.0	15.8

NATIVE POPULATION \*

<u>Age Groups</u>	<u>Male</u>	<u>Female</u>
Under 5	26	20
5-14	74	57
15-24	37	27
25-34	20	16
35-44	24	13
45-54	12	10
55-64	8	10
65 & Over	8	7
<u>TOTAL</u>	<u>209</u>	<u>160</u>
Median Age:	16.4	16.3

HOUSING OCCUPANCY

	<u># Units</u>
Owner Occupied	1
Renter Occupied	55
Vacant	11
<u>TOTAL YEAR-ROUND UNITS</u>	<u>67</u>
Seasonal Units	2
<u>TOTAL HOUSING UNITS</u>	<u>69</u>

TYPE OF STRUCTURE - YEAR-ROUND UNITS

	<u># Units</u>
One Unit Structures	54
Two or More Units	13
Mobile Homes or Trailers	0
<u>TOTAL YEAR-ROUND UNITS</u>	<u>67</u>

PERSONS PER UNIT

<u># Persons</u>	<u># Units</u>
1	3
2	1
3	6
4	3
5	7
6	9
7	6
8 or More	21
<u>TOTAL</u>	<u>66</u>

ROOMS PER UNIT

<u># Rooms</u>	<u># Units</u>
1	26
2	20
3	11
4	6
5	3
6	0
7	1
8 or More	0
<u>TOTAL</u>	<u>67</u>

PERSONS PER ROOM

<u># Persons</u>	<u># Units</u>
1.00 or Less	8
1.01 - 1.50	6
1.51 or More	42
<u>TOTAL</u>	<u>66</u>

Average Persons/Unit: 5.8      Average Rooms/Unit: 2.2

PLUMBING FACILITIES: YEAR-ROUND UNITS

	<u># Units</u>
With All Facilities	0
Lacking One or More Facilities	67
<u>TOTAL</u>	<u>67</u>

VALUE OF OWNER OCCUPIED UNITS

<u>Reported Value</u>	<u># Units</u>
Less Than \$5,000	
\$5,000-\$9,999	
\$10,000-\$14,999	
\$15,000-\$19,999	
\$20,000-\$24,999	
\$25,000-\$34,999	
\$35,000-\$49,999	
\$50,000 or More	
<u>TOTAL UNITS REPORTED</u>	

TOILET FACILITIES: YEAR-ROUND UNITS

	<u># Units</u>
Private Flush Toilet	0
Shared Flush Toilet	0
No Flush Toilet	67
<u>TOTAL</u>	<u>67</u>

TOTAL OWNER OCCUPIED 1

\* Native is defined as Aleut, Eskimo, Indian and others, excluding White and Negro

<u>POPULATION TRENDS</u>		<u>RACE</u>		<u>FAMILIES</u>	
<u>Year</u>	<u>Population</u>	<u>Alaskan Native *</u>		<u>Total Families</u>	
1950	273		420		
1960	348	<u>Negro</u>	0	<u>Total Persons</u>	419
1970	429	<u>White</u>	9	<u>in Families</u>	
		<u>TOTAL</u>	429		

<u>AGE BREAKDOWNS: TOTAL POPULATION</u>			<u>NATIVE POPULATION *</u>		
<u>Age Groups</u>	<u>Male</u>	<u>Female</u>	<u>Age Groups</u>	<u>Male</u>	<u>Female</u>
Under 5	26	22	Under 5	25	21
5-9	47	31	5-14	77	71
10-14	30	41	15-24	41	36
15-19	29	21	25-34	15	14
20-24	13	15	35-44	23	18
25-34	17	16	45-54	17	14
35-44	23	18	55-64	9	15
45-54	18	14	<u>65 &amp; Over</u>	<u>12</u>	<u>12</u>
55-64	9	15	<u>TOTAL</u>	<u>219</u>	<u>201</u>
<u>65 &amp; Over</u>	<u>12</u>	<u>12</u>	<u>Median Age:</u>	<u>17.0</u>	<u>17.5</u>
<u>TOTAL</u>	<u>224</u>	<u>205</u>			
<u>Median Age:</u>	<u>16.6</u>	<u>17.1</u>			

<u>HOUSING OCCUPANCY</u>		<u>TYPE OF STRUCTURE - YEAR-ROUND UNITS</u>	
	<u># Units</u>		<u># Units</u>
Owner Occupied	75	One Unit Structures	87
Renter Occupied	5	Two or More Units	2
Vacant	9	<u>Mobile Homes or Trailers</u>	<u>0</u>
<u>TOTAL YEAR-ROUND UNITS</u>	<u>89</u>	<u>TOTAL YEAR-ROUND UNITS</u>	<u>89</u>
<u>Seasonal Units</u>	<u>0</u>		
<u>TOTAL HOUSING UNITS</u>	<u>59</u>		

<u>PERSONS PER UNIT</u>		<u>ROOMS PER UNIT</u>		<u>PERSONS PER ROOM</u>	
<u># Persons</u>	<u># Units</u>	<u># Rooms</u>	<u># Units</u>	<u># Persons</u>	<u># Units</u>
1	10	1	72	1.00 or Less	15
2	7	2	6	1.01 - 1.50	2
3	6	3	4	<u>1.51 or More</u>	<u>63</u>
4	11	4	2	<u>TOTAL</u>	<u>80</u>
5	7	5	3		
6	8	6	1		
7	12	7	0		
<u>8 or More</u>	<u>19</u>	<u>8 or More</u>	<u>1</u>		
<u>TOTAL</u>	<u>80</u>	<u>TOTAL</u>	<u>89</u>		
<u>Average Persons/Unit: 5.4</u>		<u>Average Rooms/Unit: 1.5</u>			

<u>PLUMBING FACILITIES: YEAR-ROUND UNITS</u>		<u>VALUE OF OWNER OCCUPIED UNITS</u>	
	<u># Units</u>	<u>Reported Value</u>	<u># Units</u>
With All Facilities	2	Less Than \$5,000	48
Lacking One or More Facilities	87	\$5,000-\$9,999	25
<u>TOTAL</u>	<u>89</u>	\$10,000-\$14,999	1
		\$15,000-\$19,999	1
		\$20,000-\$24,999	0
		\$25,000-\$34,999	0
		\$35,000-\$49,999	0
		<u>\$50,000 or More</u>	<u>0</u>
		<u>TOTAL UNITS REPORTED</u>	<u>75</u>
<u>TOILET FACILITIES: YEAR-ROUND UNITS</u>			
	<u># Units</u>		
Private Flush Toilet	2	<u>TOTAL OWNER OCCUPIED</u>	<u>75</u>
Shared Flush Toilet	0		
No Flush Toilet	87		
<u>TOTAL</u>	<u>89</u>		

\* Native is defined as Aleut, Eskimo, Indian and others, excluding White and Negro

SELECTED DATA 1970 CENSUS

SHUNGNAK

POPULATION TRENDS

<u>Year</u>	<u>Population</u>
1950	141
1960	135
1970	165

RACE

Alaskan Native *	160
Negro	0
White	5
<u>TOTAL</u>	<u>165</u>

FAMILIES

Total Families	28
Total Persons in Families	162

AGE BREAKDOWNS: TOTAL POPULATION

<u>Age Groups</u>	<u>Male</u>	<u>Female</u>
Under 5	11	13
5-9	15	12
10-14	15	13
15-19	13	9
20-24	1	8
25-34	8	3
35-44	7	11
45-54	7	6
55-64	2	3
65 & Over	4	4
<u>TOTAL</u>	<u>83</u>	<u>82</u>
Median Age:	15.4	16.9

NATIVE POPULATION \*

<u>Age Groups</u>	<u>Male</u>	<u>Female</u>
Under 5	10	12
5-14	30	25
15-24	14	17
25-34	6	2
35-44	7	11
45-54	7	6
55-64	2	3
65 & Over	4	4
<u>TOTAL</u>	<u>80</u>	<u>80</u>
Median Age:	15.4	17.1

HOUSING OCCUPANCY

	<u># Units</u>
Owner Occupied	27
Renter Occupied	3
Vacant	1
<u>TOTAL YEAR-ROUND UNITS</u>	<u>31</u>
Seasonal Units	0
<u>TOTAL HOUSING UNITS</u>	<u>31</u>

TYPE OF STRUCTURE - YEAR-ROUND UNITS

	<u># Units</u>
One Unit Structures	29
Two or More Units	2
Mobile Homes or Trailers	0
<u>TOTAL YEAR-ROUND UNITS</u>	<u>31</u>

PERSONS PER UNIT

<u># Persons</u>	<u># Units</u>
1	2
2	5
3	6
4	2
5	4
6	0
7	0
8 or More	11
<u>TOTAL</u>	<u>30</u>

ROOMS PER UNIT

<u># Rooms</u>	<u># Units</u>
1	16
2	9
3	4
4	0
5	2
6	0
7	0
8 or More	0
<u>TOTAL</u>	<u>31</u>

PERSONS PER ROOM

<u># Persons</u>	<u># Units</u>
1.00 or Less	5
1.01 - 1.50	2
1.51 or More	23
<u>TOTAL</u>	<u>30</u>

Average Persons/Unit: 5.5 Average Rooms/Unit: 1.8

PLUMBING FACILITIES: YEAR-ROUND UNITS

	<u># Units</u>
With All Facilities	0
Lacking One or More Facilities	31
<u>TOTAL</u>	<u>31</u>

VALUE OF OWNER OCCUPIED UNITS

<u>Reported Value</u>	<u># Units</u>
Less Than \$5,000	19
\$5,000-\$9,999	6
\$10,000-\$14,999	0
\$15,000-\$19,999	0
\$20,000-\$24,999	0
\$25,000-\$34,999	0
\$35,000-\$49,999	0
\$50,000 or More	0
<u>TOTAL UNITS REPORTED</u>	<u>25</u>

TOILET FACILITIES: YEAR-ROUND UNITS

	<u># Units</u>
Private Flush Toilet	0
Shared Flush Toilet	0
No Flush Toilet	31
<u>TOTAL</u>	<u>31</u>

TOTAL OWNER OCCUPIED 27

\* Native is defined as Aleut, Eskimo, Indian and others, excluding White and Negro

**Nome Census Division**



SELECTED DATA 1970 CENSUS

BREVIG MISSION

POPULATION TRENDS

<u>Year</u>	<u>Population</u>
1950	
1960	
1970	123

RACE

Alaskan Native *	118
Negro	0
White	5
<u>TOTAL</u>	<u>123</u>

FAMILIES

Total Families	16
Total Persons in Families	101

AGE BREAKDOWNS: TOTAL POPULATION

<u>Age Groups</u>	<u>Male</u>	<u>Female</u>
Under 5	4	8
5-9	15	10
10-14	12	11
15-19	9	6
20-24	4	6
25-34	8	2
35-44	5	8
45-54	2	1
55-64	3	2
65 & Over	4	3
<u>TOTAL</u>	<u>66</u>	<u>57</u>
Median Age:	16.4	14.9

NATIVE POPULATION \*

<u>Age Groups</u>	<u>Male</u>	<u>Female</u>
Under 5	4	7
5-14	27	21
15-24	13	11
25-34	7	2
35-44	5	8
45-54	2	1
55-64	2	1
65 & Over	4	3
<u>TOTAL</u>	<u>64</u>	<u>54</u>
Median Age:	16.2	14.8

HOUSING OCCUPANCY

	<u># Units</u>
Owner Occupied	15
Renter Occupied	3
Vacant	0
<u>TOTAL YEAR-ROUND UNITS</u>	<u>18</u>
Seasonal Units	0
<u>TOTAL HOUSING UNITS</u>	<u>18</u>

TYPE OF STRUCTURE - YEAR-ROUND UNITS

	<u># Units</u>
One Unit Structures	18
Two or More Units	0
Mobile Homes or Trailers	0
<u>TOTAL YEAR-ROUND UNITS</u>	<u>18</u>

PERSONS PER UNIT

<u># Persons</u>	<u># Units</u>
1	2
2	2
3	2
4	3
5	1
6	1
7	0
8 or More	7
<u>TOTAL</u>	<u>18</u>

Average Persons/Unit: 6.8

ROOMS PER UNIT

<u># Rooms</u>	<u># Units</u>
1	10
2	6
3	1
4	1
5	0
6	0
7	0
8 or More	0
<u>TOTAL</u>	<u>18</u>

Average Rooms/Unit: 1.6

PERSONS PER ROOM

<u># Persons</u>	<u># Units</u>
1.00 or Less	4
1.01 - 1.50	0
1.51 or More	14
<u>TOTAL</u>	<u>18</u>

PLUMBING FACILITIES: YEAR-ROUND UNITS

	<u># Units</u>
With All Facilities	0
Lacking One or More Facilities	18
<u>TOTAL</u>	<u>18</u>

TOILET FACILITIES: YEAR-ROUND UNITS

	<u># Units</u>
Private Flush Toilet	0
Shared Flush Toilet	0
No Flush Toilet	18
<u>TOTAL</u>	<u>18</u>

VALUE OF OWNER OCCUPIED UNITS

<u>Reported Value</u>	<u># Units</u>
Less Than \$5,000	15
\$5,000-\$9,999	0
\$10,000-\$14,999	0
\$15,000-\$19,999	0
\$20,000-\$24,999	0
\$25,000-\$34,999	0
\$35,000-\$49,999	0
\$50,000 or More	0
<u>TOTAL UNITS REPORTED</u>	<u>15</u>

TOTAL OWNER OCCUPIED 15

\* Native is defined as Aleut, Eskimo, Indian and others, excluding White and Negro

SELECTED DATA 1970 CENSUS

DIOMEDE

POPULATION TRENDS

<u>Year</u>	<u>Population</u>
1950 *	103
1960	88
1970	84

RACE

Alaskan Native *	82
Negro	0
<u>White</u>	<u>2</u>
<b>TOTAL</b>	<b>84</b>

FAMILIES

Total Families	16
Total Persons in Families	79

AGE BREAKDOWNS: TOTAL POPULATION

<u>Age Groups</u>	<u>Male</u>	<u>Female</u>
Under 5	8	7
5-9	6	2
10-14	7	3
15-19	7	4
20-24	1	6
25-34	6	0
35-44	3	4
45-54	5	3
55-64	4	3
<u>65 &amp; Over</u>	<u>3</u>	<u>2</u>
<b>TOTAL</b>	<b>50</b>	<b>34</b>
Median Age:	18.2	21.3

NATIVE POPULATION \*

<u>Age Groups</u>	<u>Male</u>	<u>Female</u>
Under 5	8	7
5-14	13	5
15-24	8	10
25-34	6	0
35-44	3	4
45-54	5	3
55-64	4	2
<u>65 &amp; Over</u>	<u>2</u>	<u>2</u>
<b>TOTAL</b>	<b>49</b>	<b>33</b>
Median Age:	20.0	20.0

HOUSING OCCUPANCY

	<u># Units</u>
Owner Occupied	16
Renter Occupied	3
Vacant	6
<u>TOTAL YEAR-ROUND UNITS</u>	<u>25</u>
Seasonal Units	1
<b>TOTAL HOUSING UNITS</b>	<b>26</b>

TYPE OF STRUCTURE - YEAR-ROUND UNITS

	<u># Units</u>
One Unit Structures	25
Two or More Units	0
Mobile Homes or Trailers	0
<u>TOTAL YEAR-ROUND UNITS</u>	<u>25</u>

PERSONS PER UNIT

<u># Persons</u>	<u># Units</u>
1	2
2	3
3	4
4	0
5	1
6	6
7	1
<u>8 or More</u>	<u>2</u>
<b>TOTAL</b>	<b>19</b>
Average Persons/Unit:	4.4

ROOMS PER UNIT

<u># Rooms</u>	<u># Units</u>
1	21
2	3
3	1
4	0
5	0
6	0
7	0
<u>8 or More</u>	<u>0</u>
<b>TOTAL</b>	<b>25</b>
Average Rooms/Unit:	1.2

PERSONS PER ROOM

<u># Persons</u>	<u># Units</u>
1.00 or Less	3
1.01 - 1.50	2
<u>1.51 or More</u>	<u>14</u>
<b>TOTAL</b>	<b>19</b>

PLUMBING FACILITIES: YEAR-ROUND UNITS

	<u># Units</u>
With All Facilities	0
Lacking One or More Facilities	25
<u>TOTAL</u>	<u>25</u>

VALUE OF OWNER OCCUPIED UNITS

<u>Reported Value</u>	<u># Units</u>
Less Than \$5,000	16
\$5,000-\$9,999	0
\$10,000-\$14,999	0
\$15,000-\$19,999	0
\$20,000-\$24,999	0
\$25,000-\$34,999	0
\$35,000-\$49,999	0
<u>\$50,000 or More</u>	<u>0</u>
<b>TOTAL UNITS REPORTED</b>	<b>16</b>

TOILET FACILITIES: YEAR-ROUND UNITS

	<u># Units</u>
Private Flush Toilet	0
Shared Flush Toilet	0
No Flush Toilet	25
<u>TOTAL</u>	<u>25</u>

TOTAL OWNER OCCUPIED

16

\* Native is defined as Aleut, Eskimo, Indian and others, excluding White and Negro

SELECTED DATA 1970 CENSUS

ELIM

POPULATION TRENDS

<u>Year</u>	<u>Population</u>
1950	154
1960	145
1970	174

RACE

Alaskan Native *	168
Negro	0
White	6
<u>TOTAL</u>	<u>174</u>

FAMILIES

Total Families	33
Total Persons in Families	171

AGE BREAKDOWNS: TOTAL POPULATION

<u>Age Groups</u>	<u>Male</u>	<u>Female</u>
Under 5	12	10
5-9	19	11
10-14	8	15
15-19	11	13
20-24	7	7
25-34	7	8
35-44	8	7
45-54	10	2
55-64	5	6
<u>65 &amp; Over</u>	<u>3</u>	<u>3</u>
<u>TOTAL</u>	<u>92</u>	<u>82</u>
Median Age:	18.4	17.1

NATIVE POPULATION \*

<u>Age Groups</u>	<u>Male</u>	<u>Female</u>
Under 5	12	10
5-14	27	26
15-24	17	17
25-34	9	8
35-44	8	7
45-54	9	1
55-64	5	6
<u>65 &amp; Over</u>	<u>3</u>	<u>3</u>
<u>TOTAL</u>	<u>90</u>	<u>78</u>
Median Age:	18.8	17.1

HOUSING OCCUPANCY

	<u># Units</u>
Owner Occupied	27
Renter Occupied	7
Vacant	8
<u>TOTAL YEAR-ROUND UNITS</u>	<u>42</u>
Seasonal Units	0
<u>TOTAL HOUSING UNITS</u>	<u>42</u>

TYPE OF STRUCTURE - YEAR-ROUND UNITS

	<u># Units</u>
One Unit Structures	42
Two or More Units	0
Mobile Homes or Trailers	0
<u>TOTAL YEAR-ROUND UNITS</u>	<u>42</u>

PERSONS PER UNIT

<u># Persons</u>	<u># Units</u>
1	1
2	5
3	4
4	8
5	5
6	1
7	2
<u>8 or More</u>	<u>8</u>
<u>TOTAL</u>	<u>34</u>

ROOMS PER UNIT

<u># Rooms</u>	<u># Units</u>
1	19
2	14
3	7
4	1
5	0
6	1
7	0
<u>8 or More</u>	<u>0</u>
<u>TOTAL</u>	<u>42</u>

PERSONS PER ROOM

<u># Persons</u>	<u># Units</u>
1.00 or Less	4
1.01 - 1.50	3
<u>1.51 or More</u>	<u>27</u>
<u>TOTAL</u>	<u>34</u>

Average Persons/Unit: 5.1      Average Rooms/Unit: 1.9

PLUMBING FACILITIES: YEAR-ROUND UNITS

	<u># Units</u>
With All Facilities	1
Lacking One or More Facilities	41
<u>TOTAL</u>	<u>42</u>

VALUE OF OWNER OCCUPIED UNITS

<u>Reported Value</u>	<u># Units</u>
Less Than \$5,000	26
\$5,000-\$9,999	1
\$10,000-\$14,999	0
\$15,000-\$19,999	0
\$20,000-\$24,999	0
\$25,000-\$34,999	0
\$35,000-\$49,999	0
<u>\$50,000 or More</u>	<u>0</u>
<u>TOTAL UNITS REPORTED</u>	<u>27</u>

TOILET FACILITIES: YEAR-ROUND UNITS

	<u># Units</u>
Private Flush Toilet	1
Shared Flush Toilet	0
No Flush Toilet	41
<u>TOTAL</u>	<u>43</u>

TOTAL OWNER OCCUPIED 27

\* Native is defined as Aleut, Eskimo, Indian and others, excluding White and Negro

POPULATION TRENDS

Year	Population
1950	309
1960	358
1970	372

RACE

Alaskan Native *	357
Negro	0
White	15
<u>TOTAL</u>	<u>372</u>

FAMILIES

Total Families	54
Total Persons in Families	327

AGE BREAKDOWNS: TOTAL POPULATION

Age Groups	Male	Female
Under 5	34	18
5-9	31	27
10-14	18	27
15-19	25	11
20-24	12	18
25-34	26	21
35-44	24	17
45-54	8	5
55-64	11	14
65 & Over	13	14
<u>TOTAL</u>	<u>202</u>	<u>170</u>
Median Age:	18.7	21.3

NATIVE POPULATION \*

Age Groups	Male	Female
Under 5	34	16
5-14	66	50
15-24	37	28
25-34	24	20
35-44	22	16
45-54	8	5
55-64	11	14
65 & Over	12	14
<u>TOTAL</u>	<u>194</u>	<u>163</u>
Median Age:	19.7	20.7

HOUSING OCCUPANCY

	# Units
Owner Occupied	53
Renter Occupied	4
Vacant	9
<u>TOTAL YEAR-ROUND UNITS</u>	<u>66</u>
Seasonal Units	4
<u>TOTAL HOUSING UNITS</u>	<u>70</u>

TYPE OF STRUCTURE - YEAR-ROUND UNITS

	# Units
One Unit Structures	60
Two or More Units	6
Mobile Homes or Trailers	0
<u>TOTAL YEAR-ROUND UNITS</u>	<u>66</u>

PERSONS PER UNIT

# Persons	# Units
1	3
2	3
3	8
4	9
5	3
6	6
7	8
8 or More	17
<u>TOTAL</u>	<u>57</u>

ROOMS PER UNIT

# Rooms	# Units
1	11
2	23
3	16
4	7
5	8
6	1
7	0
8 or More	0
<u>TOTAL</u>	<u>66</u>

PERSONS PER ROOM

# Persons	# Units
1.00 or Less	13
1.01 - 1.50	4
1.51 or More	40
<u>TOTAL</u>	<u>57</u>

Average Persons/Unit: 6.5      Average Rooms/Unit: 2.7

PLUMBING FACILITIES: YEAR-ROUND UNITS

	# Units
With All Facilities	2
Lacking One or More Facilities	64
<u>TOTAL</u>	<u>66</u>

VALUE OF OWNER OCCUPIED UNITS

Reported Value	# Units
Less Than \$5,000	40
\$5,000-\$9,999	10
\$10,000-\$14,999	0
\$15,000-\$19,999	0
\$20,000-\$24,999	0
\$25,000-\$34,999	0
\$35,000-\$49,999	0
\$50,000 or More	0
<u>TOTAL UNITS REPORTED</u>	<u>50</u>

TOILET FACILITIES: YEAR-ROUND UNITS

	# Units
Private Flush Toilet	2
Shared Flush Toilet	0
No Flush Toilet	64
<u>TOTAL</u>	<u>66</u>

TOTAL OWNER OCCUPIED 53

\* Native is defined as Aleut, Eskimo, Indian and others, excluding White and Negro

POPULATION TRENDS		RACE	FAMILIES
Year	Population	Alaskan Native *	Total Families
1950	94	111	18
1960	59	Negro 0	Total Persons 113
1970	117	White 6	in Families
		TOTAL 117	

AGE BREAKDOWNS: TOTAL POPULATION			NATIVE POPULATION *		
Age Groups	Male	Female	Age Groups	Male	Female
Under 5	8	12	Under 5	7	11
5-9	5	8	5-14	12	18
10-14	8	11	15-24	11	8
15-19	9	6	25-34	8	6
20-24	2	2	35-44	4	4
25-34	9	7	45-54	6	5
35-44	4	4	55-64	2	2
45-54	6	5	65 & Over	3	4
55-64	2	2	TOTAL	53	58
65 & Over	3	4	Median Age:	22.3	15.6
TOTAL	56	61			
Median Age:	19.2	14.9			

HOUSING OCCUPANCY		TYPE OF STRUCTURE - YEAR-ROUND UNITS	
	# Units		# Units
Owner Occupied	18	One Unit Structures	22
Renter Occupied	4	Two or More Units	2
Vacant	2	Mobile Homes or Trailers	0
TOTAL YEAR-ROUND UNITS	24	TOTAL YEAR-ROUND UNITS	24
Seasonal Units	0		
TOTAL HOUSING UNITS	24		

PERSONS PER UNIT		ROOMS PER UNIT		PERSONS PER ROOM	
# Persons	# Units	# Rooms	# Units	# Persons	# Units
1	4	1	10	1.00 or Less	5
2	2	2	9	1.01 - 1.50	3
3	3	3	3	1.51 or More	14
4	0	4	2	TOTAL	22
5	2	5	0		
6	4	6	0		
7	1	7	0		
8 or More	6	8 or More	0		
TOTAL	22	TOTAL	24		

Average Persons/Unit: 5.3 Average Rooms/Unit: 1.9

PLUMBING FACILITIES: YEAR-ROUND UNITS		VALUE OF OWNER OCCUPIED UNITS	
	# Units	Reported Value	# Units
With All Facilities	0	Less Than \$5,000	15
Lacking One or More Facilities	24	\$5,000-\$9,999	0
TOTAL	24	\$10,000-\$14,999	0
		\$15,000-\$19,999	0
		\$20,000-\$24,999	0
		\$25,000-\$34,999	0
		\$35,000-\$49,999	0
		\$50,000 or More	0
		TOTAL UNITS REPORTED	15
		TOTAL OWNER OCCUPIED	18

TOILET FACILITIES: YEAR-ROUND UNITS	
	# Units
Private Flush Toilet	0
Shared Flush Toilet	0
No Flush Toilet	24
TOTAL	24

\* Native is defined as Aleut, Eskimo, Indian and others, excluding White and Negro

SELECTED DATA 1970 CENSUS

KOYUK

POPULATION TRENDS

<u>Year</u>	<u>Population</u>
1950	134
1960	129
1970	122

RACE

Alaskan Native *	121
Negro	0
White	1
<u>TOTAL</u>	<u>122</u>

FAMILIES

Total Families	17
Total Persons in Families	110

AGE BREAKDOWNS: TOTAL POPULATION

<u>Age Groups</u>	<u>Male</u>	<u>Female</u>
Under 5	5	6
5-9	13	7
10-14	9	13
15-19	10	10
20-24	5	4
25-34	7	5
35-44	8	7
45-54	5	0
55-64	4	3
65 & Over	1	0
<u>TOTAL</u>	<u>67</u>	<u>55</u>
Median Age:	18.5	16.0

NATIVE POPULATION \*

<u>Age Groups</u>	<u>Male</u>	<u>Female</u>
Under 5	5	6
5-14	22	20
15-24	15	14
25-34	7	5
35-44	7	7
45-54	5	0
55-64	4	3
65 & Over	1	0
<u>TOTAL</u>	<u>66</u>	<u>55</u>
Median Age:	19.3	16.4

HOUSING OCCUPANCY

	<u># Units</u>
Owner Occupied	3
Renter Occupied	17
Vacant	5
<u>TOTAL YEAR-ROUND UNITS</u>	<u>25</u>
Seasonal Units	0
<u>TOTAL HOUSING UNITS</u>	<u>25</u>

TYPE OF STRUCTURE - YEAR-ROUND UNITS

	<u># Units</u>
One Unit Structures	24
Two or More Units	1
Mobile Homes or Trailers	0
<u>TOTAL YEAR-ROUND UNITS</u>	<u>25</u>

PERSONS PER UNIT

<u># Persons</u>	<u># Units</u>
1	3
2	2
3	0
4	1
5	3
6	0
7	5
8 or More	6
<u>TOTAL</u>	<u>20</u>

ROOMS PER UNIT

<u># Rooms</u>	<u># Units</u>
1	16
2	7
3	2
4	0
5	0
6	0
7	0
8 or More	0
<u>TOTAL</u>	<u>25</u>

PERSONS PER ROOM

<u># Persons</u>	<u># Units</u>
1.00 or Less	3
1.01 - 1.50	0
1.51 or More	17
<u>TOTAL</u>	<u>20</u>

Average Persons/Unit: 6.1 Average Rooms/Unit: 1.4

PLUMBING FACILITIES: YEAR-ROUND UNITS

	<u># Units</u>
With All Facilities	0
Lacking One or More Facilities	25
<u>TOTAL</u>	<u>25</u>

VALUE OF OWNER OCCUPIED UNITS

<u>Reported Value</u>	<u># Units</u>
Less Than \$5,000	N/A
\$5,000-\$9,999	
\$10,000-\$14,999	
\$15,000-\$19,999	
\$20,000-\$24,999	
\$25,000-\$34,999	
\$35,000-\$49,999	
\$50,000 or More	
<u>TOTAL UNITS REPORTED</u>	

TOILET FACILITIES: YEAR-ROUND UNITS

	<u># Units</u>
Private Flush Toilet	0
Shared Flush Toilet	0
No Flush Toilet	25
<u>TOTAL</u>	<u>25</u>

TOTAL OWNER OCCUPIED 3

\* Native is defined as Aleut, Eskimo, Indian and others, excluding White and Negro

SELECTED DATA 1970 CENSUS

NOME

POPULATION TRENDS

<u>Year</u>	<u>Population</u>
1950	1,876
1960	2,316
1970	2,488

RACE

Alaskan Native *	1,554
Negro	14
White	920
<u>TOTAL</u>	<u>2,488</u>

FAMILIES

Total Families	488
Total Persons in Families	2,235

AGE BREAKDOWNS: TOTAL POPULATION

<u>Age Groups</u>	<u>Male</u>	<u>Female</u>
Under 5	163	135
5-9	163	171
10-14	171	176
15-19	126	131
20-24	75	71
25-34	179	166
35-44	135	122
45-54	127	110
55-64	89	79
65 & Over	62	38
<u>TOTAL</u>	<u>1,290</u>	<u>1,198</u>
Median Age:	21.5	19.5

NATIVE POPULATION \*

<u>Age Groups</u>	<u>Male</u>	<u>Female</u>
Under 5	118	88
5-14	231	236
15-24	133	133
25-34	104	91
35-44	63	73
45-54	57	60
55-64	43	59
65 & Over	37	28
<u>TOTAL</u>	<u>786</u>	<u>768</u>
Median Age:	18.3	19.5

HOUSING OCCUPANCY

	<u># Units</u>
Owner Occupied	304
Renter Occupied	322
Vacant	176
<u>TOTAL YEAR-ROUND UNITS</u>	<u>802</u>
Seasonal Units	31
<u>TOTAL HOUSING UNITS</u>	<u>833</u>

TYPE OF STRUCTURE - YEAR-ROUND UNITS

	<u># Units</u>
One Unit Structures	618
Two or More Units	180
Mobile Homes or Trailers	4
<u>TOTAL YEAR-ROUND UNITS</u>	<u>802</u>

PERSONS PER UNIT

<u># Persons</u>	<u># Units</u>
1	120
2	127
3	77
4	77
5	64
6	53
7	39
8 or More	69
<u>TOTAL</u>	<u>626</u>

ROOMS PER UNIT

<u># Rooms</u>	<u># Units</u>
1	168
2	138
3	150
4	136
5	105
6	61
7	22
8 or More	22
<u>TOTAL</u>	<u>802</u>

PERSONS PER ROOM

<u># Persons</u>	<u># Units</u>
1.00 or Less	390
1.01 - 1.50	86
1.51 or More	150
<u>TOTAL</u>	<u>626</u>

Average Persons/Unit: 4.0    Average Rooms/Unit: 3.3

PLUMBING FACILITIES: YEAR-ROUND UNITS

	<u># Units</u>
With All Facilities	249
Lacking One or More Facilities	553
<u>TOTAL</u>	<u>802</u>

VALUE OF OWNER OCCUPIED UNITS

<u>Reported Value</u>	<u># Units</u>
Less Than \$5,000	105
\$5,000-\$9,999	88
\$10,000-\$14,999	45
\$15,000-\$19,999	28
\$20,000-\$24,999	6
\$25,000-\$34,999	3
\$35,000-\$49,999	3
\$50,000 or More	1
<u>TOTAL UNITS REPORTED</u>	<u>279</u>

TOILET FACILITIES: YEAR-ROUND UNITS

	<u># Units</u>
Private Flush Toilet	280
Shared Flush Toilet	21
No Flush Toilet	501
<u>TOTAL</u>	<u>802</u>

TOTAL OWNER OCCUPIED 304

\* Native is defined as Aleut, Eskimo, Indian and others, excluding White and Negro

SELECTED DATA 1970 CENSUS

ST. MICHAEL

POPULATION TRENDS

RACE

FAMILIES

<u>Year</u>	<u>Population</u>	<u>Alaskan Native *</u>	<u>Negro</u>	<u>White</u>	<u>TOTAL</u>	<u>Total Families</u>	<u>Total Persons in Families</u>
1950	157	192	0	15	207	36	201
1960	205						
1970	207						

AGE BREAKDOWNS: TOTAL POPULATION

NATIVE POPULATION \*

<u>Age Groups</u>	<u>Male</u>	<u>Female</u>	<u>Age Groups</u>	<u>Male</u>	<u>Female</u>
Under 5	10	17	Under 5	9	16
5-9	13	20	5-14	22	41
10-14	9	23	15-24	19	20
15-19	10	15	25-34	9	9
20-24	13	7	35-44	10	11
25-34	9	9	45-54	7	9
35-44	10	11	55-64	4	3
45-54	10	10	65 & Over	2	1
55-64	4	3	TOTAL	82	110
65 & Over	3	1	Median Age:	20.5	14.6
TOTAL	91	116			
Median Age:	21.5	14.7			

HOUSING OCCUPANCY

TYPE OF STRUCTURE - YEAR-ROUND UNITS

	<u># Units</u>		<u># Units</u>
Owner Occupied	30	One Unit Structures	43
Renter Occupied	11	Two or More Units	0
Vacant	2	Mobile Homes or Trailers	0
TOTAL YEAR-ROUND UNITS	43	TOTAL YEAR-ROUND UNITS	43
Seasonal Units	1		
TOTAL HOUSING UNITS	44		

PERSONS PER UNIT

ROOMS PER UNIT

PERSONS PER ROOM

<u># Persons</u>	<u># Units</u>	<u># Rooms</u>	<u># Units</u>	<u># Persons</u>	<u># Units</u>
1	4	1	16	1.00 or Less	11
2	8	2	14	1.01 - 1.50	3
3	2	3	8	1.51 or More	27
4	5	4	5	TOTAL	41
5	7	5	0		
6	2	6	0		
7	4	7	0		
8 or More	9	8 or More	0		
TOTAL	41	TOTAL	43		

Average Persons/Unit: 5.0 Average Rooms/Unit: 2.0

PLUMBING FACILITIES: YEAR-ROUND UNITS

VALUE OF OWNER OCCUPIED UNITS

	<u># Units</u>	<u>Reported Value</u>	<u># Units</u>
With All Facilities	1	Less Than \$5,000	30
Lacking One or More Facilities	42	\$5,000-\$9,999	0
TOTAL	43	\$10,000-\$14,999	0
		\$15,000-\$19,999	0
		\$20,000-\$24,999	0
		\$25,000-\$34,999	0
		\$35,000-\$49,999	0
		\$50,000 or More	0
		TOTAL UNITS REPORTED	30

TOILET FACILITIES: YEAR-ROUND UNITS

	<u># Units</u>	<u>TOTAL OWNER OCCUPIED</u>
Private Flush Toilet	1	30
Shared Flush Toilet	0	
No Flush Toilet	42	
TOTAL	43	

\* Native is defined as Aleut, Eskimo, Indian and others, excluding White and Negro



SELECTED DATA 1970 CENSUS

SAVOONGA

POPULATION TRENDS

<u>Year</u>	<u>Population</u>
1950	219
1960	
1970	364

RACE

Alaskan Native *	357
Negro	0
White	7
<u>TOTAL</u>	<u>364</u>

FAMILIES

Total Families	52
Total Persons in Families	359

AGE BREAKDOWNS: TOTAL POPULATION

<u>Age Groups</u>	<u>Male</u>	<u>Female</u>
Under 5	27	20
5-9	32	30
10-14	36	24
15-19	15	16
20-24	17	13
25-34	33	22
35-44	26	15
45-54	7	5
55-64	9	8
65 & Over	5	4
<u>TOTAL</u>	<u>207</u>	<u>157</u>
Median Age:	18.0	16.6

NATIVE POPULATION \*

<u>Age Groups</u>	<u>Male</u>	<u>Female</u>
Under 5	25	19
5-14	68	54
15-24	31	29
25-34	31	21
35-44	26	15
45-54	7	5
55-64	9	8
65 & Over	5	4
<u>TOTAL</u>	<u>202</u>	<u>155</u>
Median Age:	17.7	16.7

HOUSING OCCUPANCY

	<u># Units</u>
Owner Occupied	49
Renter Occupied	5
Vacant	0
<u>TOTAL YEAR-ROUND UNITS</u>	<u>54</u>
Seasonal Units	0
<u>TOTAL HOUSING UNITS</u>	<u>54</u>

TYPE OF STRUCTURE - YEAR-ROUND UNITS

	<u># Units</u>
One Unit Structures	42
Two or More Units	12
Mobile Homes or Trailers	0
<u>TOTAL YEAR-ROUND UNITS</u>	<u>54</u>

PERSONS PER UNIT

<u># Persons</u>	<u># Units</u>
1	1
2	3
3	5
4	4
5	6
6	6
7	7
8 or More	22
<u>TOTAL</u>	<u>54</u>

ROOMS PER UNIT

<u># Rooms</u>	<u># Units</u>
1	16
2	24
3	8
4	5
5	1
6	0
7	0
8 or More	0
<u>TOTAL</u>	<u>54</u>

PERSONS PER ROOM

<u># Persons</u>	<u># Units</u>
1.00 or Less	7
1.01 - 1.50	2
1.51 or More	45
<u>TOTAL</u>	<u>54</u>

Average Persons/Unit: 6.7 Average Rooms/Unit: 2.1

PLUMBING FACILITIES: YEAR-ROUND UNITS

	<u># Units</u>
With All Facilities	1
Lacking One or More Facilities	53
<u>TOTAL</u>	<u>54</u>

VALUE OF OWNER OCCUPIED UNITS

<u>Reported Value</u>	<u># Units</u>
Less Than \$5,000	35
\$5,000-\$9,999	1
\$10,000-\$14,999	0
\$15,000-\$19,999	0
\$20,000-\$24,999	0
\$25,000-\$34,999	0
\$35,000-\$49,999	0
\$50,000 or More	0
<u>TOTAL UNITS REPORTED</u>	<u>36</u>

TOILET FACILITIES: YEAR-ROUND UNITS

	<u># Units</u>
Private Flush Toilet	1
Shared Flush Toilet	0
No Flush Toilet	53
<u>TOTAL</u>	<u>54</u>

TOTAL OWNER OCCUPIED 49

\* Native is defined as Aleut, Eskimo, Indian and others, excluding White and Negro

SELECTED DATA 1970 CENSUS

SHAKTOOLIK

POPULATION TRENDS

<u>Year</u>	<u>Population</u>
1950	127
1960	187
1970	151

RACE

Alaskan Native	145
Negro	0
White	6
<u>TOTAL</u>	<u>151</u>

FAMILIES

Total Families	23
Total Persons in Families	150

AGE BREAKDOWNS: TOTAL POPULATION

<u>Age Groups</u>	<u>Male</u>	<u>Female</u>
Under 5	7	7
5-9	15	10
10-14	8	12
15-19	9	16
20-24	12	10
25-34	5	7
35-44	3	5
45-54	8	4
55-64	4	4
65 & Over	2	3
<u>TOTAL</u>	<u>73</u>	<u>78</u>
Median Age:	18.9	18.3

NATIVE POPULATION \*

<u>Age Groups</u>	<u>Male</u>	<u>Female</u>
Under 5	7	7
5-14	23	21
15-24	19	25
25-34	5	7
35-44	3	5
45-54	7	3
55-64	4	4
65 & Over	2	3
<u>TOTAL</u>	<u>70</u>	<u>75</u>
Median Age:	17.9	19.0

HOUSING OCCUPANCY

	<u># Units</u>
Owner Occupied	13
Renter Occupied	11
Vacant	0
<u>TOTAL YEAR-ROUND UNITS</u>	<u>24</u>
Seasonal Units	0
<u>TOTAL HOUSING UNITS</u>	<u>24</u>

TYPE OF STRUCTURE - YEAR-ROUND UNITS

	<u># Units</u>
One Unit Structures	24
Two or More Units	0
Mobile Homes or Trailers	0
<u>TOTAL YEAR-ROUND UNITS</u>	<u>24</u>

PERSONS PER UNIT

<u># Persons</u>	<u># Units</u>
1	1
2	4
3	2
4	1
5	3
6	1
7	2
8 or More	10
<u>TOTAL</u>	<u>24</u>

ROOMS PER UNIT

<u># Rooms</u>	<u># Units</u>
1	7
2	13
3	3
4	1
5	0
6	0
7	0
8 or More	0
<u>TOTAL</u>	<u>24</u>

PERSONS PER ROOM

<u># Persons</u>	<u># Units</u>
1.00 or Less	3
1.01 - 1.50	2
1.51 or More	19
<u>TOTAL</u>	<u>24</u>

Average Persons/Unit: 6.3 Average Rooms/Unit: 1.9

PLUMBING FACILITIES: YEAR-ROUND UNITS

	<u># Units</u>
With All Facilities	1
Lacking One or More Facilities	23
<u>TOTAL</u>	<u>24</u>

VALUE OF OWNER OCCUPIED UNITS

<u>Reported Value</u>	<u># Units</u>
Less Than \$5,000	7
\$5,000-\$9,999	6
\$10,000-\$14,999	0
\$15,000-\$19,999	0
\$20,000-\$24,999	0
\$25,000-\$34,999	0
\$35,000-\$49,999	0
\$50,000 or More	0
<u>TOTAL UNITS REPORTED</u>	<u>13</u>

TOILET FACILITIES: YEAR-ROUND UNITS

	<u># Units</u>
Private Flush Toilet	1
Shared Flush Toilet	0
No Flush Toilet	23
<u>TOTAL</u>	<u>24</u>

TOTAL OWNER OCCUPIED 13

\* Native is defined as Aleut, Eskimo, Indian and others, excluding White and Negro

SELECTED DATA 1970 CENSUS

SHISHMAREF

POPULATION TRENDS

<u>Year</u>	<u>Population</u>
1950	194
1960	217
1970	267

RACE

Alaskan Native *	249
Negro	0
White	18
<u>TOTAL</u>	<u>267</u>

FAMILIES

Total Families	43
Total Persons in Families	255

AGE BREAKDOWNS: TOTAL POPULATION

<u>Age Groups</u>	<u>Male</u>	<u>Female</u>
Under 5	21	24
5-9	27	17
10-14	16	18
15-19	11	19
20-24	7	9
25-34	14	16
35-44	18	13
45-54	9	9
55-64	9	5
65 & Over	1	4
<u>TOTAL</u>	<u>133</u>	<u>134</u>
Median Age:	16.4	14.5

NATIVE POPULATION \*

<u>Age Groups</u>	<u>Male</u>	<u>Female</u>
Under 5	19	21
5-14	40	30
15-24	18	27
25-34	12	14
35-44	18	13
45-54	9	9
55-64	9	5
65 & Over	1	4
<u>TOTAL</u>	<u>126</u>	<u>123</u>
Median Age:	17.5	19.1

HOUSING OCCUPANCY

	<u># Units</u>
Owner Occupied	40
Renter Occupied	9
Vacant	9
<u>TOTAL YEAR-ROUND UNITS</u>	<u>58</u>
Seasonal Units	0
<u>TOTAL HOUSING UNITS</u>	<u>58</u>

TYPE OF STRUCTURE - YEAR-ROUND UNITS

	<u># Units</u>
One Unit Structures	57
Two or More Units	1
Mobile Homes or Trailers	0
<u>TOTAL YEAR-ROUND UNITS</u>	<u>58</u>

PERSONS PER UNIT

<u># Persons</u>	<u># Units</u>
1	6
2	6
3	2
4	9
5	6
6	3
7	3
8 or More	14
<u>TOTAL</u>	<u>49</u>

ROOMS PER UNIT

<u># Rooms</u>	<u># Units</u>
1	30
2	10
3	12
4	4
5	1
6	0
7	1
8 or More	0
<u>TOTAL</u>	<u>58</u>

PERSONS PER ROOM

<u># Persons</u>	<u># Units</u>
1.00 or Less	8
1.01 - 1.50	2
1.51 or More	39
<u>TOTAL</u>	<u>49</u>

Average Persons/Unit: 5.4 Average Rooms/Unit: 2.0

PLUMBING FACILITIES: YEAR-ROUND UNITS

	<u># Units</u>
With All Facilities	0
Lacking One or More Facilities	58
<u>TOTAL</u>	<u>58</u>

VALUE OF OWNER OCCUPIED UNITS

<u>Reported Value</u>	<u># Units</u>
Less Than \$5,000	13
\$5,000-\$9,999	23
\$10,000-\$14,999	2
\$15,000-\$19,999	0
\$20,000-\$24,999	0
\$25,000-\$34,999	0
\$35,000-\$49,999	0
\$50,000 or More	0
<u>TOTAL UNITS REPORTED</u>	<u>38</u>

TOILET FACILITIES: YEAR-ROUND UNITS

	<u># Units</u>
Private Flush Toilet	0
Shared Flush Toilet	0
No Flush Toilet	58
<u>TOTAL</u>	<u>58</u>

TOTAL OWNER OCCUPIED 40

\* Native is defined as Aleut, Eskimo, Indian and others, excluding White and Negro

POPULATION TRENDS

Year	Population
1950	115
1960	158
1970	231

RACE

Alaskan Native *	223
Negro	0
White	8
<u>TOTAL</u>	<u>231</u>

FAMILIES

Total Families	41
Total Persons in Families	229

AGE BREAKDOWNS: TOTAL POPULATION

Age Groups	Male	Female
Under 5	22	14
5-9	10	16
10-14	17	10
15-19	12	13
20-24	17	12
25-34	11	15
35-44	9	10
45-54	11	8
55-64	4	8
65 & Over	3	0
<u>TOTAL</u>	<u>125</u>	<u>106</u>
Median Age:	17.1	20.2

NATIVE POPULATION \*

Age Groups	Male	Female
Under 5	21	14
5-14	36	26
15-24	27	24
25-34	10	14
35-44	9	10
45-54	10	7
55-64	4	8
65 & Over	3	0
<u>TOTAL</u>	<u>120</u>	<u>103</u>
Median Age:	16.3	20.0

HOUSING OCCUPANCY

	# Units
Owner Occupied	34
Renter Occupied	8
Vacant	1
<u>TOTAL YEAR-ROUND UNITS</u>	<u>43</u>
Seasonal Units	0
<u>TOTAL HOUSING UNITS</u>	<u>43</u>

TYPE OF STRUCTURE - YEAR-ROUND UNITS

	# Units
One Unit Structures	43
Two or More Units	0
Mobile Homes or Trailers	0
<u>TOTAL YEAR-ROUND UNITS</u>	<u>43</u>

PERSONS PER UNIT

# Persons	# Units
1	1
2	3
3	8
4	6
5	6
6	4
7	6
8 or More	8
<u>TOTAL</u>	<u>42</u>

ROOMS PER UNIT

# Rooms	# Units
1	19
2	15
3	7
4	0
5	2
6	0
7	0
8 or More	0
<u>TOTAL</u>	<u>43</u>

PERSONS PER ROOM

# Persons	# Units
1.00 or Less	7
1.01 - 1.50	1
1.51 or More	34
<u>TOTAL</u>	<u>42</u>

Average Persons/Unit: 5.5

Average Rooms/Unit: 1.9

PLUMBING FACILITIES: YEAR-ROUND UNITS

	# Units
With All Facilities	1
Lacking One or More Facilities	42
<u>TOTAL</u>	<u>43</u>

VALUE OF OWNER OCCUPIED UNITS

Reported Value	# Units
Less Than \$5,000	34
\$5,000-\$9,999	0
\$10,000-\$14,999	0
\$15,000-\$19,999	0
\$20,000-\$24,999	0
\$25,000-\$34,999	0
\$35,000-\$49,999	0
\$50,000 or More	0
<u>TOTAL UNITS REPORTED</u>	<u>34</u>

TOILET FACILITIES: YEAR-ROUND UNITS

	# Units
Private Flush Toilet	1
Shared Flush Toilet	0
No Flush Toilet	42
<u>TOTAL</u>	<u>43</u>

TOTAL OWNER OCCUPIED 34

\* Native is defined as Alut, Eskimo, Indian and others, excluding White and Negro

SELECTED DATA 1970 CENSUS

TELLER

POPULATION TRENDS

<u>Year</u>	<u>Population</u>
1950	160
1960	217
1970	220

RACE

Alaskan Native *	192
Negro	0
White	28
<u>TOTAL</u>	<u>220</u>

FAMILIES

Total Families	42
Total Persons in Families	210

AGE BREAKDOWNS: TOTAL POPULATION

<u>Age Groups</u>	<u>Male</u>	<u>Female</u>
Under 5	15	5
5-9	12	18
10-14	24	17
15-19	17	13
20-24	3	2
25-34	12	10
35-44	16	9
45-54	18	8
55-64	8	3
65 & Over	3	9
<u>TOTAL</u>	<u>128</u>	<u>92</u>
Median Age:	20.0	18.3

NATIVE POPULATION \*

<u>Age Groups</u>	<u>Male</u>	<u>Female</u>
Under 5	14	4
5-14	32	33
15-24	18	14
25-34	9	7
35-44	15	7
45-54	13	7
55-64	7	1
65 & Over	3	8
<u>TOTAL</u>	<u>111</u>	<u>81</u>
Median Age:	20.6	17.9

HOUSING OCCUPANCY

	<u># Units</u>
Owner Occupied	15
Renter Occupied	30
Vacant	20
<u>TOTAL YEAR-ROUND UNITS</u>	<u>65</u>
Seasonal Units	1
<u>TOTAL HOUSING UNITS</u>	<u>66</u>

TYPE OF STRUCTURE - YEAR-ROUND UNITS

	<u># Units</u>
One Unit Structures	61
Two or More Units	3
Mobile Homes or Trailers	1
<u>TOTAL YEAR-ROUND UNITS</u>	<u>65</u>

PERSONS PER UNIT

<u># Persons</u>	<u># Units</u>
1	3
2	4
3	12
4	4
5	4
6	3
7	7
8 or More	8
<u>TOTAL</u>	<u>45</u>

ROOMS PER UNIT

<u># Rooms</u>	<u># Units</u>
1	21
2	24
3	5
4	4
5	7
6	1
7	1
8 or More	2
<u>TOTAL</u>	<u>65</u>

PERSONS PER ROOM

<u># Persons</u>	<u># Units</u>
1.00 or Less	15
1.01 - 1.50	3
1.51 or More	27
<u>TOTAL</u>	<u>45</u>

Average Persons/Unit: 4.9 Average Rooms/Unit: 2.5

PLUMBING FACILITIES: YEAR-ROUND UNITS

	<u># Units</u>
With All Facilities	6
Lacking One or More Facilities	59
<u>TOTAL</u>	<u>65</u>

VALUE OF OWNER OCCUPIED UNITS

<u>Reported Value</u>	<u># Units</u>
Less Than \$5,000	8
\$5,000-\$9,999	4
\$10,000-\$14,999	2
\$15,000-\$19,999	0
\$20,000-\$24,999	0
\$25,000-\$34,999	0
\$35,000-\$49,999	1
\$50,000 or More	0
<u>TOTAL UNITS REPORTED</u>	<u>15</u>

TOILET FACILITIES: YEAR-ROUND UNITS

	<u># Units</u>
Private Flush Toilet	7
Shared Flush Toilet	0
No Flush Toilet	58
<u>TOTAL</u>	<u>65</u>

TOTAL OWNER OCCUPIED 15

\* Native is defined as Aleut, Eskimo, Indian and others, excluding White and Negro

SELECTED DATA 1970 CENSUS

UNALAKLEET

POPULATION TRENDS

<u>Year</u>	<u>Population</u>
1950	469
1960	574
1970	434

RACE

Alaskan Native *	407
Negro	0
White	27
<u>TOTAL</u>	<u>434</u>

FAMILIES

Total Families	72
Total Persons in Families	409

AGE BREAKDOWNS: TOTAL POPULATION

<u>Age Groups</u>	<u>Male</u>	<u>Female</u>
Under 5	17	17
5-9	39	39
10-14	36	41
15-19	22	29
20-24	16	11
25-34	24	22
35-44	18	17
45-54	23	17
55-64	11	11
65 & Over	14	10
<u>TOTAL</u>	<u>220</u>	<u>214</u>
Median Age:	19.2	16.8

NATIVE POPULATION \*

<u>Age Groups</u>	<u>Male</u>	<u>Female</u>
Under 5	16	17
5-14	73	75
15-24	37	39
25-34	21	20
35-44	17	15
45-54	19	14
55-64	11	11
65 & Over	14	8
<u>TOTAL</u>	<u>208</u>	<u>199</u>
Median Age:	19.2	17.1

HOUSING OCCUPANCY

	<u># Units</u>
Owner Occupied	68
Renter Occupied	22
Vacant	30
<u>TOTAL YEAR-ROUND UNITS</u>	<u>120</u>
Seasonal Units	0
<u>TOTAL HOUSING UNITS</u>	<u>120</u>

TYPE OF STRUCTURE - YEAR-ROUND UNITS

	<u># Units</u>
One Unit Structures	112
Two or More Units	8
Mobile Homes or Trailers	0
<u>TOTAL YEAR-ROUND UNITS</u>	<u>120</u>

PERSONS PER UNIT

<u># Persons</u>	<u># Units</u>
1	17
2	14
3	9
4	6
5	8
6	4
7	12
8 or More	20
<u>TOTAL</u>	<u>90</u>

ROOMS PER UNIT

<u># Rooms</u>	<u># Units</u>
1	26
2	46
3	19
4	23
5	4
6	4
7	0
8 or More	0
<u>TOTAL</u>	<u>120</u>

PERSONS PER ROOM

<u># Persons</u>	<u># Units</u>
1.00 or Less	33
1.01 - 1.50	13
1.51 or More	44
<u>TOTAL</u>	<u>90</u>

Average Persons/Unit: 4.8      Average Rooms/Unit: 2.5

PLUMBING FACILITIES: YEAR-ROUND UNITS

	<u># Units</u>
With All Facilities	19
Lacking One or More Facilities	101
<u>TOTAL</u>	<u>120</u>

VALUE OF OWNER OCCUPIED UNITS

<u>Reported Value</u>	<u># Units</u>
Less Than \$5,000	41
\$5,000-\$9,999	12
\$10,000-\$14,999	4
\$15,000-\$19,999	2
\$20,000-\$24,999	2
\$25,000-\$34,999	2
\$35,000-\$49,999	2
\$50,000 or More	0
<u>TOTAL UNITS REPORTED</u>	<u>65</u>

TOILET FACILITIES: YEAR-ROUND UNITS

	<u># Units</u>
Private Flush Toilet	64
Shared Flush Toilet	0
No Flush Toilet	56
<u>TOTAL</u>	<u>120</u>

TOTAL OWNER OCCUPIED 68

\* Native is defined as Aleut, Eskimo, Indian and others, excluding White and Negro

**SELECTED DATA 1970 CENSUS**

**WALES**

**POPULATION TRENDS**

Year	Population
1950	141
1960	128
1970	131

**RACE**

Aleaskan Native *	121
Negro	0
White	10
<b>TOTAL</b>	<b>131</b>

**FAMILIES**

Total Families	22
Total Persons in Families	125

**AGE BREAKDOWNS: TOTAL POPULATION**

Age Groups	Male	Female
Under 5	5	4
5-9	9	4
10-14	15	13
15-19	14	8
20-24	9	5
25-34	2	1
35-44	6	7
45-54	10	5
55-64	7	3
65 & Over	1	3
<b>TOTAL</b>	<b>78</b>	<b>53</b>
Median Age:	18.4	18.8

**NATIVE POPULATION \***

Age Groups	Male	Female
Under 5	3	4
5-14	22	15
15-24	22	13
25-34	2	1
35-44	5	6
45-54	10	5
55-64	6	2
65 & Over	1	3
<b>TOTAL</b>	<b>72</b>	<b>49</b>
Median Age:	19.8	19.6

**HOUSING OCCUPANCY**

	# Units
Owner Occupied	22
Renter Occupied	6
Vacant	7
<b>TOTAL YEAR-ROUND UNITS</b>	<b>35</b>
Seasonal Units	1
<b>TOTAL HOUSING UNITS</b>	<b>36</b>

**TYPE OF STRUCTURE - YEAR-ROUND UNITS**

	# Units
One Unit Structures	35
Two or More Units	0
Mobile Homes or Trailers	0
<b>TOTAL YEAR-ROUND UNITS</b>	<b>35</b>

**PERSONS PER UNIT**

# Persons	# Units
1	6
2	5
3	3
4	0
5	4
6	0
7	3
8 or More	7
<b>TOTAL</b>	<b>28</b>

**ROOMS PER UNIT**

# Rooms	# Units
1	8
2	16
3	6
4	3
5	2
6	0
7	0
8 or More	0
<b>TOTAL</b>	<b>35</b>

**PERSONS PER ROOM**

# Persons	# Units
1.00 or Less	9
1.01 - 1.50	3
1.51 or More	16
<b>TOTAL</b>	<b>28</b>

Average Persons/Unit: 4.7 Average Rooms/Unit: 2.3

**PLUMBING FACILITIES: YEAR-ROUND UNITS**

	# Units
With All Facilities	0
Lacking One or More Facilities	35
<b>TOTAL</b>	<b>35</b>

**VALUE OF OWNER OCCUPIED UNITS**

Reported Value	# Units
Less Than \$5,000	22
\$5,000-\$9,999	0
\$10,000-\$14,999	0
\$15,000-\$19,999	0
\$20,000-\$24,999	0
\$25,000-\$34,999	0
\$35,000-\$49,999	0
\$50,000 or More	0
<b>TOTAL UNITS REPORTED</b>	<b>22</b>

**TOILET FACILITIES: YEAR-ROUND UNITS**

	# Units
Private Flush Toilet	0
Shared Flush Toilet	0
No Flush Toilet	35
<b>TOTAL</b>	<b>35</b>

**TOTAL OWNER OCCUPIED 22**

\* Native is defined as Aleut, Eskimo, Indian and others, excluding White and Negro

SELECTED DATA 1970 CENSUS

WHITE MOUNTAIN

POPULATION TRENDS

RACE

FAMILIES

<u>Year</u>	<u>Population</u>	<u>Alaskan</u>	<u>Native *</u>	<u>Negro</u>	<u>White</u>	<u>TOTAL</u>	<u>Total Families</u>	<u>Total Persons</u>	<u>in Families</u>
1950	129		84	0			15	79	
1960	151				3				
1970	87				87				

AGE BREAKDOWNS: TOTAL POPULATION

NATIVE POPULATION \*

<u>Age Groups</u>	<u>Male</u>	<u>Female</u>	<u>Age Groups</u>	<u>Male</u>	<u>Female</u>
Under 5	4	1	Under 5	4	1
5-9	7	6	5-14	14	11
10-14	7	6	15-24	11	7
15-19	7	7	25-34	4	2
20-24	5	0	35-44	4	2
25-34	5	3	45-54	6	4
35-44	4	2	55-64	4	5
45-54	7	4	<u>65 &amp; Over</u>	<u>3</u>	<u>2</u>
55-64	4	5	<u>TOTAL</u>	<u>50</u>	<u>34</u>
<u>65 &amp; Over</u>	<u>3</u>	<u>2</u>	<u>Median Age:</u>	<u>21.8</u>	<u>22.9</u>
<u>TOTAL</u>	<u>51</u>	<u>36</u>			
<u>Median Age:</u>	<u>22.0</u>	<u>18.9</u>			

HOUSING OCCUPANCY

TYPE OF STRUCTURE - YEAR-ROUND UNITS

	<u># Units</u>		<u># Units</u>
Owner Occupied	15	One Unit Structures	22
Renter Occupied	6	Two or More Units	0
Vacant	1	<u>Mobile Homes or Trailers</u>	<u>0</u>
<u>TOTAL YEAR-ROUND UNITS</u>	<u>22</u>	<u>TOTAL YEAR-ROUND UNITS</u>	<u>22</u>
<u>Seasonal Units</u>	<u>0</u>		
<u>TOTAL HOUSING UNITS</u>	<u>22</u>		

PERSONS PER UNIT

ROOMS PER UNIT

PERSONS PER ROOM

<u># Persons</u>	<u># Units</u>	<u># Rooms</u>	<u># Units</u>	<u># Persons</u>	<u># Units</u>
1	6	1	5	1.00 or Less	10
2	3	2	12	1.01 - 1.50	1
3	2	3	1	<u>1.51 or More</u>	<u>10</u>
4	1	4	2	<u>TOTAL</u>	<u>21</u>
5	1	5	1		
6	2	6	0		
7	3	7	1		
<u>8 or More</u>	<u>3</u>	<u>8 or More</u>	<u>0</u>		
<u>TOTAL</u>	<u>21</u>	<u>TOTAL</u>	<u>22</u>		

Average Persons/Unit: 4.1      Average Rooms/Unit: 2.4

PLUMBING FACILITIES: YEAR-ROUND UNITS

VALUE OF OWNER OCCUPIED UNITS

	<u># Units</u>	<u>Reported Value</u>	<u># Units</u>
With All Facilities	1	Less Than \$5,000	13
Lacking One or More Facilities	21	\$5,000-\$9,999	1
<u>TOTAL</u>	<u>22</u>	\$10,000-\$14,999	1
		\$15,000-\$19,999	0
		\$20,000-\$24,999	0
		\$25,000-\$34,999	0
		\$35,000-\$49,999	0
		<u>\$50,000 or More</u>	<u>0</u>
		<u>TOTAL UNITS REPORTED</u>	<u>15</u>
		<u>TOTAL OWNER OCCUPIED</u>	<u>15</u>

TOILET FACILITIES: YEAR-ROUND UNITS

	<u># Units</u>
Private Flush Toilet	1
Shared Flush Toilet	0
<u>No Flush Toilet</u>	<u>21</u>
<u>TOTAL</u>	<u>22</u>

\* Native is defined as Aleut, Eskimo, Indian and others, excluding White and Negro