

DOCUMENT RESUME

ED 104 322

HE 006 469

AUTHOR Miller, George E., Ed.; Fulop, Tamas, Ed.
TITLE Educational Strategies for the Health Professions.
Public Health Papers No. 61.
INSTITUTION World Health Organization, Geneva (Switzerland).
PUB DATE 74
NOTE 109p.
AVAILABLE FROM Q Corporation, 49 Sheridan Avenue, Albany, New York
12210


EDRS PRICE MF-\$0.76 HC-\$5.70 PLUS POSTAGE
DESCRIPTORS *Educational Methods; Educational Objectives;
*Educational Strategies; *Health Occupations
Education; *Higher Education; Learning Activities;
*Medical Education; Teaching Methods; Teaching
Procedures

ABSTRACT

Because of the constant increase in knowledge, students can no longer be taught all they need to learn. The focus of education must therefore shift toward assisting them to learn how to learn, how to be independent, and how to equip themselves to cope with an ever changing environment. One of the nine papers presented describes a method by which teachers can facilitate learning. Another urges that teachers should give up their traditional role as purveyors of information and instead help students to define the objective of each learning experience and identify the methods of learning they must adopt. Teachers must also appraise each student's progress toward the educational goals set, and this raises the question of examinations, which is dealt with in another paper. There is also a discussion of the appraisal of the teachers themselves in the light of how they are perceived by the students, of the process of teaching, and of the end products of that teaching process. Other subjects covered included the teaching of large groups, the dynamics of learning groups, and an assessment of what has been achieved by educational science in a specific university medical school. (NHJ)

ED104322

61



EDUCATIONAL STRATEGIES FOR THE HEALTH PROFESSIONS

"PERMISSION TO REPRODUCE THIS COPY-
RIGHTED MATERIAL HAS BEEN GRANTED BY

*World Health
Organization*

TO ERIC AND ORGANIZATIONS OPERATING
UNDER AGREEMENTS WITH THE NATIONAL IN-
STITUTE OF EDUCATION FURTHER REPRO-
DUCTION OUTSIDE THE ERIC SYSTEM RE-
QUIRES PERMISSION OF THE COPYRIGHT
OWNER "

U S DEPARTMENT OF HEALTH,
EDUCATION & WELFARE
NATIONAL INSTITUTE OF
EDUCATION

THIS DOCUMENT HAS BEEN REPRO-
DUCED EXACTLY AS RECEIVED FROM
THE PERSON OR ORGANIZATION ORIGIN-
ATING IT. POINTS OF VIEW OR OPINIONS
STATED DO NOT NECESSARILY REPRE-
SENT OFFICIAL NATIONAL INSTITUTE OF
EDUCATION POSITION OR POLICY

AE 106469



***T**HE studies published in the Public Health Papers series draw attention to modern trends and changing concepts in public health and are intended primarily to stimulate discussion and encourage planning. Some reflect purely personal opinions, others are of the symposium type, yet others are surveys of existing knowledge or practical approaches to tasks facing the public health or medical profession.*

The issues appear at irregular intervals and the series covers a wide range of subjects. A French edition is available under the title Cahiers de Santé publique and a Spanish edition under the title Cuadernos de Salud Pública. Most issues are also available in Russian under the title Tetradi obščestvennogo zdra-voohranenija.

PUBLIC HEALTH PAPERS

No. 61

**EDUCATIONAL STRATEGIES
FOR THE HEALTH PROFESSIONS**

EDUCATIONAL STRATEGIES FOR THE HEALTH PROFESSIONS

Edited by

GEORGE E. MILLER

*Director,
Center for Educational
Development,
University of Illinois
College of Medicine,
Chicago, Ill., USA*

TAMÁS FÜLÖP

*Director,
Division of Health
Manpower Development,
World Health Organization,
Geneva,
Switzerland*

WORLD HEALTH ORGANIZATION

GENEVA

1974

5

ISBN 92 4 130061 2

© World Health Organization 1974

Publications of the World Health Organization enjoy copyright protection in accordance with the provisions of Protocol 2 of the Universal Copyright Convention. For rights of reproduction or translation of WHO publications, in part or *in toto*, application should be made to the Office of Publications and Translation, World Health Organization, Geneva, Switzerland, The World Health Organization welcomes such applications.

The designations employed and the presentation of the material in this publication do not imply the expression of any opinion whatsoever on the part of the Director-General of the World Health Organization concerning the legal status of any country or territory or of its authorities, or concerning the delimitation of its frontiers.

The mention of specific companies or of certain manufacturers' products does not imply that they are endorsed or recommended by the World Health Organization in preference to others of a similar nature that are not mentioned. Errors and omissions excepted, the names of proprietary products are distinguished by initial capital letters.

PRINTED IN BELGIUM

CONTENTS

	Page
Preface	7
Curriculum theory and curriculum practice — <i>Allan W. Walldren</i>	9
Simulation in instruction and evaluation in medicine — <i>Christine H. McGuire & Frederick H. Wezeman</i>	18
Examinations and decision-making — <i>James A. Bobula</i>	35
Dynamics of a learning group — <i>Shirley Perlmutter</i>	46
Teaching large groups — <i>George E. Miller</i>	55
Evaluation of teachers and teaching effectiveness — <i>Christine H. McGuire</i>	67
Microteaching for teacher training — <i>Richard P. Foley</i>	80
The implementation of WHO's training programme for teachers of the health professions — <i>Tamás Fülöp</i>	89
Principle into practice — <i>George E. Miller</i>	99

PREFACE

The importance of educational science in improving both the efficiency and the effectiveness of educational programmes for the health professions can no longer be seriously questioned. Through a variety of activities the World Health Organization has attempted to promote the incorporation of this new discipline into the programme planning and implementation efforts of health professions schools. As a result of the worldwide WHO teacher training programme for the health professions there is a steadily increasing pool of teachers who are more knowledgeable about the principles underlying the educational process, and skilled in their application.

As a WHO Collaborating Institute the Center for Educational Development at the University of Illinois College of Medicine has contributed to this work, inter alia, by preparing reports that summarize significant ideas from the vast field of educational science in a way that illustrates their applicability to health professions programmes. The first group of these papers was published in 1973.¹ The second series is offered here as a companion to that earlier volume. All but one of the papers included in this volume were prepared by staff members of the Center for Educational Development.

¹ *Development of educational programmes for the health professions*, Geneva, World Health Organization, 1973 (Public Health Papers, No. 52).

CURRICULUM THEORY AND CURRICULUM PRACTICE

Allan W. Walldren¹

To many teachers and administrators, curriculum theory may seem far removed from the practical, day-to-day operation of medical education. The purpose of this paper is to advance the view that curriculum theory is altogether integral to the daily practice of education, and to persuade the reader that the judgement of a school's quality is in large part a reflection of that school's success in applying curriculum theory.

Obviously a curriculum theory and a curriculum theorist deal with curriculum. The words "theory" and "theorist" have no hidden meanings and their definitions are universally accepted but the word "curriculum" does not enjoy the same acceptance. A curriculum is many things to different people. Generally it is regarded as a programme of instruction for an educational institution. To students, curriculum is usually an array of required or elective courses that must be taken in order to graduate. To teachers, curriculum may be a sequence of "packages of knowledge" to be "taught" in certain ways at certain times by subject specialists. To administrators, curriculum is a way of organizing and departmentalizing a school into manageable administrative units. To society, curriculum often represents a time continuum of "school activities" that have been designed to prepare students for future roles in the community. Additionally, curriculum can be thought of as the content for instruction; the standards for student learning; a programme for processing students; a tradition for the school to follow; a set of guidelines to serve society's needs; or a primary vehicle for change in education. All of these perceptions are appropriate and, indeed, necessary for full understanding of curriculum theory and its translation into practice. With curriculum serving so many functions, it is obvious that theory must draw upon *all* of these elements and

¹ Center for Educational Development, University of Illinois College of Medicine, Chicago, Ill., USA.

synthesize them into a meaningful plan that considers both process and product of education.

A widespread, but overly simplistic, view suggests that the ultimate criterion for measuring curriculum in medical education is the quality of health service provided by its graduates. If health care is less than adequate — and it is always inadequate in some way — it is predictable that someone will propose some curricular change that in his view will correct the purported deficiency. The critic may be a member of the faculty who feels that too many people are dying of heart disease and demands extra hours of instruction in cardiac transplantation and its immunological determinants; he may be a practitioner who feels there are too many specialists and proposes a course of study that will prepare more generalists; he may be a patient who complains that doctors charge too much and suggests a practical course in medical economics; he may be a taxpayer who thinks that it costs too much to train physicians and demands that the programme of study be shortened; or he may be a politician who is outraged that physicians congregate in urban settings and insists upon preparing more doctors to practise rural medicine. All these critics have curriculum solutions, but few recognize that curriculum is only one of the variables to which attention must be directed if serious problems of health service delivery are to be solved.

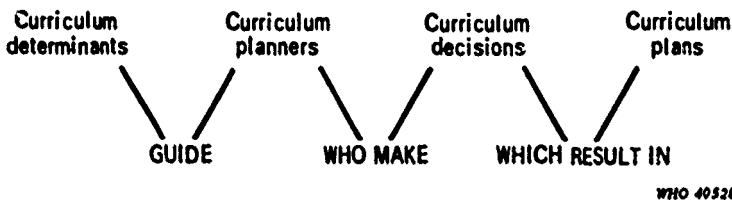
Because curriculum is important, even though not the sole determinant of outcome, it is all the more critical that faculty members have some solid theoretical framework against which to judge the potential usefulness of the programme they offer.

CURRICULUM MODELS

One model of curriculum development that seems to offer both simple and rational guidelines is illustrated in Fig. 1.

The linear logic of this model suggests a termination — i.e., the creation of “curriculum plans” marks the end-point of the planning process. Administratively this model seems to make sense: it has a data source (determinants); it identifies the planning personnel; it clarifies the realm of their decision-making; and the process culminates in a product (plans) that specifies the programme of instruction for a school; then planning stops and teaching begins. It is unfortunate that this oversimplification too often represents the reality of practice, for to say that curriculum planning stops when instruction begins is like suggesting that learning stops when the class bell ends an anatomy lecture or a

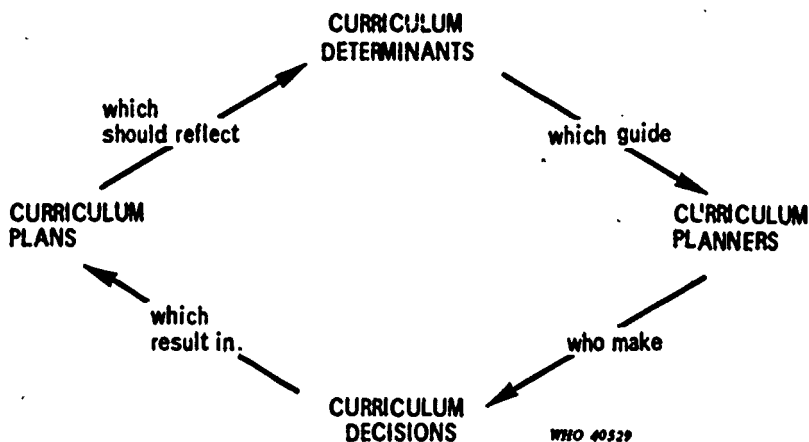
FIG. 1. CURRICULUM MODEL—LINEAR FORM



pathology laboratory session. Curriculum, like learning, should be a dynamic process that is responsive to the needs of learners and of society. If a curriculum process must truly be accountable to those it serves then another model is required.

Instead of following a linear pathway the process should be looped to avoid any termination, to assure the dynamism of curriculum implementation and to provide a measure of accountability that is missing in the linear model. It is illustrated schematically in Fig. 2 as a closed circle, but the intention is to suggest a never-ending spiral.

FIG. 2. CURRICULUM MODEL—CIRCULAR FORM



The four parts of this "accountable" model (determinants, planners, decisions, and plans) are linked by qualifying verbs that integrate curriculum product with curriculum processes and provide a rational framework against which to assess the adequacy of a programme.

CURRICULUM DETERMINANTS

Curriculum determinants are those factors that establish the need for and describe the scope of a programme. In this model determinants initiate the process (guide the planners) as well as provide the standards for measuring the effectiveness of the plans. The importance of identifying the determinants and of considering the implications of each for the planning process cannot be overstated.

Generally, four types of curriculum determinants can be identified: (1) academic; (2) social; (3) economic; and (4) political. These categories are neither all-inclusive nor mutually exclusive; however, they are generally useful.

Academic determinants are probably the most significant influences on contemporary curriculum planning and in many instances may be virtually the sole determinant. Each discipline has an organized body of knowledge that is championed by a vigorous group of faculty protagonists who demand adequate time and opportunity to teach what they have learned. Those academicians who represent the biomedical sciences are sometimes countered by other academic forces that reflect a different set of concerns, and specifically concern for the nature of the student body as well as the process of learning. The content specialists may press for a core curriculum to serve what they see as the similar needs of a variety of health professionals in training; the process specialists emphasize the differences among these students, in academic preparation, intellectual calibre, and ultimate goals and plead for more individually tailored curricula for each group. They further cite the persuasive evidence that individuals learn differently, and thus make the point for individualized opportunities for learning through multiple tracks and active involvement in learning rather than passive absorption of information. When these and other principles of learning are cast against widespread and traditional teaching practices, turmoil and conflict are inevitable. But these forces are an important ingredient of the academic determinants of curriculum that must not be overlooked by curriculum planners.

Social needs should also influence curriculum development and there should be overt acknowledgement that such needs will almost inevitably vary from nation to nation, or even among groups within a single country. In a developing country an overwhelming need for basic health measures may dictate a curriculum designed to prepare professionals primarily for public health practice, while in a highly industrialized country with a well-established and comprehensive health service system there may be far greater need for curricula that prepare young people for highly specialized areas of medical diagnosis and

therapy. There need be no invidious comparisons of the two approaches; one is not good and the other bad. Each is merely a reflection of social need that must be considered in sound curriculum planning.

Economic determinants should influence both the nature of a curriculum for physicians and the nature of the nation's decisions about the kinds of health professionals to be trained. In a country with a physician/patient ratio of 1 : 15 000, it seems only rational to plan a curriculum that prepares physicians for the role of managers of health resources rather than as direct purveyors of individual health services. An institution with a budget of \$3000 per student per year should consciously plan a very different kind of curriculum than one with a budget of \$10 000 per student per year, not merely leave that economic factor to be dealt with after the curriculum planning has been completed. Feasibility as well as desirability should concern planners, for otherwise their work may lead only to frustration when the implementation of unrealistic plans becomes clearly impossible.

Political determinants of curriculum cannot, and should not, be ignored. In a developing nation the contribution to national pride made by a medical school that takes as a model the most advanced institution in the developed world may be as significant an influence upon curriculum planning as the political need in a developed country to establish programmes that will increase the production of physicians and shorten the period required to train them. In neither situation should the political needs alone determine the outcome, but at the same time it is necessary to deal with them in a forthright fashion.

When considering the four general categories of curriculum determinants, planners will expect to encounter conflict—conflict between determinants, conflict between theory and practice, and conflict among planning priorities. The anxieties and frustrations that result are inherent in and integral to a dynamic and sound planning process.

CURRICULUM PLANNERS

Obviously, a medical school curriculum cannot be designed by a very large group, but those who are immediately affected should certainly be represented in any planning committee. Ideally the planners would include faculty, administrators, and students who will first examine and evaluate the curriculum determinants in their specific setting.

To be effective, this group must become fully involved in and committed to the planning activity. They must be willing to put aside past

practice, present power, personal preferences, and differences in personality as well as philosophy. They must be prepared to confront the conflicts rationally and to deal with each in turn, for otherwise priorities will be very difficult to establish. There should be no disagreement that cannot be resolved by this group; if there is, then either the area of conflict is not within their decision-making power, or the group does not have the necessary resources for effective educational planning.

CURRICULUM DECISIONS

In the past, curriculum planners have generally made organizational decisions. They have manipulated blocks of subject-matter or content (courses in anatomy, physiology, surgery, or interdisciplinary offerings in organ-system packages) or academic time units (terms, semesters, clerkship periods, laboratory hours). But these kinds of decisions are merely tactical; those required in the "accountable curriculum model" must deal with the level of professional competence that must be achieved in order to qualify for graduation from the programme or for the practice of medicine. The curriculum decisions demanded here will stress performance, not subject organization or assignment of time. An illustration of such a formulation is given in Fig. 3.

The process of curriculum development employed by the planners of this programme began with identification of the areas in which competence should have been acquired by medical students by the end of a medical school programme. Once agreement had been reached on this core, specific learning objectives were delineated, with the organization of clusters of learning activities through which these objectives might be achieved. There followed a set of instructional decisions through which such a curriculum would be implemented: the specifics of who would do what and when, i.e., the curriculum plan.

Such curriculum decisions as these focus on the learner, not the teacher, and the resulting thrust of instruction is designed to facilitate specific learnings that have been identified in terms of performance and competence, not courses and content. A medical student embarking upon such a programme can shift his energies from engaging in feats of memory to acquiring the competence that medical practice requires. He can become actively involved in meaningful learning and take much of the responsibility for it. And since demonstration of defined learning rather than passing through a specified set of instructional experiences is the intent of such a programme, students, faculty, and administration

FIG. 3. FORMULATION OF ACTION SKILLS IN A CURRICULUM*

Action skills

At the time of graduation from medical school it is unrealistic to expect all students to have acquired a level of professional competence sufficient to justify independent management of any significant number of health problems. There are some areas, however, in which this competence should have been achieved, and these are listed below. In addition, any student should be able to formulate a general plan of management for the disease processes he is expected to recognize (and which are listed in an earlier section of this document). He should also be prepared to outline a diagnostic approach to prominent presenting symptoms and signs not immediately recognizable as specific diseases.

1. Independent management

- Routine screening procedure for adults, adolescents, children, infants
- Pre-marital and marital counselling, including contraceptive advice
- Normal pregnancy and delivery
- Emergency care, acute traumatic injury
- Emergency care, cardiac arrest
- Emergency care, acute poisoning (aspirin, lye, barbiturate, hydrocarbons, mescaline)
- Anterior nasal haemorrhage
- etc

2. General management plan

- See list of diseases to be recognized
- Physical rehabilitation for patients who have suffered myocardial infarction, stroke
- Schedule of immunization for infants, special risk groups
- To minimize health hazards according to age, sex, race, socio-economic status and place of residence
- etc.

3. Diagnostic plan - symptoms and signs

- Fever
- Pallor
- Weakness
- Jaundice
- Vomiting
- etc.

* Extracted from the curriculum of the Abraham Lincoln School of Medicine, University of Illinois College of Medicine.

alike can be freed from the artificial constraints of instructional time and sequence.

CURRICULUM PLANS

Traditionally a curriculum plan takes the form of a descriptive outline of courses, their arrangement and sequence, the time assigned to them, the content that will be covered in them, and the instructional methods that will be employed. Such a document guides faculty in preparing their instruction, tells students where to go and what experiences they can expect, and provides for external reviewers the kind of evidence that is generally sought when judgements are made about educational quality. But it tells none of these individuals or groups what the product of the curriculum is intended to be.

The "accountable curriculum" plan, on the other hand, would also be an outline but would focus upon a description of learning outcomes and the varied resources to which students might turn to achieve those goals. These resources might include formal course offerings, where they were appropriate and useful, but only as one of many modes that might be employed. This document would also serve faculty, but as a constant reminder that there is no single-curriculum-optimal for all students and as regular encouragement to create options and alternatives rather than pursue the unreachable goal of *the* curriculum. It would serve students as a definitive guide to what they are expected to become, not merely a timetable of what they are expected to do. And it would serve external reviewers (as well as internal faculty and administration) as a point of reference for judging educational quality in terms of planned learning outcome rather than designed instructional content.

With such a curriculum plan in hand the task of evaluating student achievement is substantially simplified, since the first and most critical step in that process — specification of learning objectives — will have been completed as part of the planning. And this is where evaluation must begin, rather than being tacked on at the end.

But equally important is the opportunity such a plan provides for examining the outcome in terms of the social, economic, and political as well as the academic determinants. In any careful programme review each such determinant in turn should be used as a criterion against which the curriculum is judged. To the extent that it fails to meet these criteria, both the plan and the planning process must be re-examined to determine what went wrong. Were the determinants appropriately identified? Were the necessary interests and expertise represented in

the planning group? Were priorities clearly established and did the planners adhere to these priorities in making curriculum decisions? Were those priority decisions reflected in the final curriculum plan as well as in the instructional tactics? It is through such systematic review that faults are identified and corrected.

But even if the criteria seem to have been met, the task of review does not end; instead the cycle should begin once more. Academic, social, economic, and political determinants are not static; the world changes, and with it the curriculum must also change to meet new needs as well as to exploit new opportunities. Curriculum theory demands that the process of planning be continuous, dynamic, and never-ending if it is to serve best the needs of individual students, educational institutions, and the society to which both are ultimately accountable. The time is at hand for that theory to be more fully reflected in contemporary curriculum planning practices.

ADDITIONAL READING

- Bennis, W. G. et al. (1969) *The planning of change*, New York, Holt, Rinehart & Winston
- Berman, L. M. (1968) *New priorities in the curriculum*, Columbus, Ohio, Merrill
- Bruner, J. S. (1960) *The process of education*, Cambridge, Mass., Harvard University Press
- Goodman, P. (1964) *Compulsory mis-education*, New York, Horizon Press
- Mager, R. F. (1962) *Preparing instructional objectives*, Palo Alto, Calif., Fearon
- Schwab, J. J. (1964) *Structure of the disciplines: meanings and significance*.
In: Ford, G. W. & Pugno, L., ed., *The structure of knowledge and the curriculum*, Chicago, Rand McNally
- Tyler, R. W. (1949) *Basic principles of curriculum and instruction*, Chicago, University of Chicago Press
- Tyler, R. W. et al. (1967) *Perspectives of curriculum evaluation, No. 1*, Chicago, Rand McNally

SIMULATION IN INSTRUCTION AND EVALUATION IN MEDICINE

Christine H. McGuire¹ & Frederick H. Wezeman²

Sound clinical judgement requires not only a broad knowledge and understanding of health and disease and relevant professional habits and attitudes concerning the delivery of health care but also the application of complex cognitive and psychomotor skills. These skills include the collection, processing, and interpretation of data; using a variety of resources (including expert advice); ordering priorities and decision-making; manipulating a situation to alter it (including interacting with others to effect change); and monitoring the consequences of these manipulations and modifying decisions or actions to respond to the altered situation. Conventional methods of instructing and evaluating students, residents, and clinicians are often not optimally suited to the development and assessment of these important components of physician competence. Analogous problems in other fields have sometimes been resolved by the introduction of sophisticated simulators designed for both teaching and testing.

For example, with the advent of the space age, scientists throughout the world were made dramatically aware of the need to develop simulators capable of creating, in the gravitational field of the earth, the conditions and problems that astronauts would encounter in leaving that field, living from hours to weeks in a very confined area under conditions of zero gravity and finally re-entering the once familiar environment. The resulting simulators represent engineering feats that in some respects rival the space ships themselves. Yet no one questions that these costly technological marvels were indispensable: first, in assisting scientists to anticipate and work out alternative solutions to problems in a deliberate, step-by-step fashion, free of any pressures that

¹ Associate Director, Center for Educational Development, University of Illinois College of Medicine, Chicago, Ill., USA.

² Formerly, Center for Educational Development, University of Illinois College of Medicine, Chicago, Ill., USA. Presently, Moraine Valley Community College, Palos Hills, Ill., USA.

time and danger ordinarily impose; and second, in providing space-flight crews with ample opportunity to practise these solutions in a risk-free environment, so that all could be assured of appropriate responses in the potentially dangerous situation of the real universe.

But space simulators for training astronauts are merely the most recent and technically the most sophisticated of a growing number of devices that have long enjoyed a deservedly favoured status as instructional adjuncts in the education of such diverse personnel as athletes, business executives, lawyers, and many other groups. However, despite widespread familiarity with the principles that underlie these intriguing approaches, and almost universal acknowledgement of their demonstrated effectiveness, simulation technology has only recently been introduced in medical education. Perhaps such limited exploitation to date is in part owing to the vision of astronomical costs conjured up by the word "simulator". However, recent developments suggest that, within reasonable financial limits, this exciting technology can be made available to medical educators to enhance the efficiency and effectiveness of learning and the validity and reliability of assessment.

THE ESSENCE OF SIMULATION

Reduced to its essence, simulation consists merely in placing an individual in a setting that imitates some aspect of reality, and designing a problem around that setting which requires that learner's active participation in initiating and carrying through a sequence of inquiries, decisions, and actions. The total situation must be arranged so that each of the learner's activities triggers appropriate feedback that he can utilize in subsequent decisions about pending action—decisions that may in turn modify the problem. Certainly one of the most important characteristics of simulation is that a problem can be initiated in standard form for everyone but evolve in quite different ways depending on the unique configuration of interventions that each respondent makes.

In continuing experimental work (Fig. 1) this essence has been captured in a variety of simulation modalities whose use is economically and technologically feasible in the development and assessment of critical components of physician competence.

TYPES OF SIMULATION IN CURRENT USE

The various types of simulation outlined below are based on a recognition that clinical and laboratory data come to the physician

FIG. 1. GROUPS EXPERIMENTING WITH SIMULATION

The following groups are currently engaged in experimental work with one or more types of simulations for instruction or evaluation.

University of Illinois
College of Medicine,
Chicago, Ill., USA

University of Southern California
School of Medicine,
Los Angeles, Calif., USA

University of Miami
School of Medicine,
Miami, Fla., USA

University of Iowa
School of Medicine,
Iowa City, Iowa, USA

Michigan State University
School of Human Medicine,
East Lansing, Mich., USA

McMaster University
Faculty of Medicine,
Hamilton, Ontario, Canada

The Royal College of Family
Physicians of Canada,
Toronto, Ontario, Canada

The Australian Academy of
General Practice,
Melbourne, Australia

The American Board of
Orthopaedic Surgery,
Chicago, Ill., USA

At WHO headquarters, Geneva, Switzerland, a demonstration laboratory of instructional aids including simulations has been established under the direction of Dr. M. A. C. Dowling and certain Inter-country studies initiated on the relative efficacy of some of the simulation models described in this paper

through various sensory modalities (e.g., visual, auditory, tactile) and that highly complex cognitive and psychomotor skills are involved in collecting and processing such data. These important facts are commonly ignored in much of the teaching and most of the testing characteristic of medical education, where all too frequently almost exclusive reliance is placed on verbal descriptions of highly complex and varied phenomena and processes.

Reproductions of visual and auditory stimuli

The utility of photographic reproductions of X-rays, lesions, gross and microscopic specimens, tracings of electrocardiograms, or electroencephalograms and the like — all presented in a form that imitates life as closely as possible — has long been recognized. More recently electronic techniques have been developed for the playback of high-fidelity recordings of heart, breath, and abdominal sounds using

individual stethophones in a manner that simulates what the physician hears during his examination of a patient. Similarly, high-quality ciné-films or videotapes depicting patient interviews and examinations are generally recognized as invaluable for the presentation of data consisting of a combination of sound, colour, and movement.

For purposes of instruction, presentation of data in these forms makes it possible to control the difficulty of the material and to enable a student to focus on the essential elements, freed from the multiplicity of distractions that real life intrudes. For purposes of assessment, data presented in this manner can be employed in standardized test exercises that require the student to demonstrate that he has observed the salient findings and can describe them accurately, interpret their significance, and anticipate other findings to which they may be related. While such methods are being increasingly used in the instruction of the medical student, their utility in the evaluation of the student's competence is only now beginning to be recognized and is, as yet, inadequately exploited.

Three-dimensional models

More recently, prototypes of several three-dimensional simulators (e.g., breast, pelvis, prostate, eye, ear, larynx, infusion arm, intubation, spinal tap, etc.) have become available.¹ Varied pathology can be inserted in these devices to assist the student in learning and to require him to demonstrate that he has mastered the skill of using sophisticated instruments to elicit the findings and to interpret them.

For example, the Iowa Eye Model consists of a hollow styrofoam head with realistic, transparent cornea and pupils. The interior of the head is fitted with slots into which ordinary 35-mm slides of the fundus are inserted in front of a silvered surface designed to reflect the light from an ophthalmoscope back through the 35-mm transparency in a manner that enables the physician to visualize the retina much as he would in a real patient. Since standard 35-mm slides are used in a manner that makes them readily interchangeable, it is obvious that the findings in this model are capable of almost infinite variation. This important feature means that for purposes of instruction the findings can be carefully graduated in difficulty, while for purposes of assessment they can be selected to require the student or physician to demonstrate that he can make interpretations ranging from the gross distinctions expected of the beginner to the most subtle expected of the specialist.

¹ Penta, F. & Kofman, S. (1973) *J. med. Educ.*, 48, 442.

Automated robots

As an indication of the level of realism that can even now be attained in three-dimensional models, SIM I (developed at the University of Southern California for use by anaesthetists) and the new Cardiac Simulator (developed at the University of Miami) may be instructive. SIM I¹ is a computer-managed, extraordinarily life-like robot that can be programmed to present combinations of findings capable of modification in an almost infinite number of ways, to simulate a variety of problems, and to respond appropriately to different interventions of the anaesthetist. SIM I may even "die" if the student manages it inappropriately or responds inadequately to changes in its condition. The Cardiac Simulator,² although not computer managed, is equipped with a large number of programmes presenting varied auscultatory findings coordinated with appropriate visual pulses built into a life-like torso.

While these robots are at present available only in prototype form, they suggest some of the possibilities for using sophisticated simulation technology in the training and testing of medical students and residents.

Paper-and-pencil simulations

At the other extreme of the cost continuum are the written simulations of clinical problems,³ widely known as branched problems in patient management (PMP), designed to imitate the decision-making process involved in the "work-up" and management of a patient. In these problems a clinical situation is introduced with a brief statement of a complaint such as a physician might elicit from the patient himself, from a friend, from a relative who accompanied him, or from a colleague who referred him. It may consist of a few written lines or a brief length of a film in which the patient indicates his reason for "seeing the doctor".

The statement of the problem is followed by a list of interventions or of general strategies; from these an initial approach may be selected, e.g., further history, physical examination, laboratory evaluation, or immediate therapy. This decision is recorded by erasing the opaque overlay or developing the latent image on a specially treated answer-sheet to reveal the requested information or further instructions.

¹ Abrahamson, S. et al. (1969) *J. med. Educ.*, 44, 515.

² Gordon, M. (1971) *Computerized automated mannequin, a self-testing method* (unpublished, available from the University of Florida School of Medicine, Miami, Fla., USA).

³ McGuire, C. & Solomon, L., ed. (1971) *Clinical simulations: selected problems in patient management*. New York, Appleton-Century-Crofts.

In each new section possible interventions that may yield further information about the patient or modify the patient's condition are listed. The respondent selects as many or as few as seem appropriate in light of the specific circumstances obtaining at that stage of the problem. As each decision is recorded the results of that intervention are revealed in realistic verbal or visual form. As the problem unfolds, the student must make further choices based on the *specific* responses of the patient evoked by *his own* earlier decisions. The complications that the student must manage will depend, as they do in the consulting room or clinic, on the unique combination of specific procedures that were selected at earlier stages.

This type of paper-and-pencil simulation has been found suitable for both diagnostic and management problems ranging from emergency to long-term chronic disease conditions that may involve psychosocial as well as organic factors. Recent technical developments make it possible for the local faculty to devise such simulations and to reproduce small quantities of them in latent image by means available in any secretarial office and at a cost comparable with other inexpensive duplicating procedures.¹

Computer-aided simulations

A rationale analogous to that used in the construction of written simulations has been employed in the development of a variety of types of computer-assisted simulations of the clinical encounter. Although the specific details vary, in essence all are designed to imitate some aspect of the decision-making process in the investigation and management of patients.

In some such simulations the student makes selections from a list of options presented by the computer; in others he must formulate his own inquiries and interventions with neither the assistance nor the constraints of a list. For example, in the CASE format, developed at the University of Illinois,² the computer takes the role of a patient and the session is introduced by a computer statement describing the setting (physician's consulting room, hospital, emergency room, etc.) and the patient's age, sex, and general appearance. The computer may go on to state, as a patient would, the reason why the patient has come to see the physician. Or alternatively the session might simply begin as follows:

Student: What brings you to see me?

¹ McGuire, C. et al. (1974) *Written simulations: their construction and analysis* (unpublished, available from Center for Educational Development, University of Illinois College of Medicine, Chicago, Ill., USA).

² Harless, W. et al. (1971) *J. med. Educ.*, 46, 443.

Computer: Well, I am just tired all the time. I don't ever feel rested and all my energy is gone.

Student: How long has this been going on?

Computer: About six months ago I started feeling tired all the time. I finally felt I had to do something about it.

Student: What did you do?

In this fashion, the student may question the computer-patient about the history and presenting complaints and the computer responds as the patient would. At any point in this interaction a physical examination or laboratory evaluation may be initiated. In response to each *specific* inquiry the computer provides a technical description of the physical findings or the laboratory report requested. At the conclusion of this data collection the student records both his diagnosis and his plan of management. At this point the computer assumes the role of a consultant and immediately responds with a display comparing the data actually gathered with the optimal data base and the proposed diagnosis and management plan with the consultant's conclusions and recommendations.

In an alternative type of computer programme for simulating the patient-physician encounter, developed at the National Institutes of Health,¹ the student must also manage simulated time and cost in a realistic manner. Here, the task is to arrive at the correct diagnosis with a minimum appropriate expenditure of time and money. At any point in the session the diagnosis may be entered; the computer will then respond with an evaluation of its accuracy and a summary of the time and money cost incurred compared with the cost of the optimum approach.

Irrespective of their specific focus and methodology, all computer-assisted simulations are designed to provide the student with instantaneous feedback on the results of his decisions and an immediately retrievable record of his entire decision-making sequence for objective analysis and evaluation.

Live simulations

Realistic clinical problems can also be posed through live simulations in which an actor, housewife, another student, or almost anyone can be "programmed" to simulate a patient in an interview setting. In principle, live simulations differ from written and computer problems in only two respects: first, the student/physician must necessarily generate

¹ Friedman, R.A. (1973) *J. med. Educ.*, 48, 92.

his own inquiries and interventions; and second, he must formulate them in a manner that is meaningful to the "patient".

In a simulated diagnostic interview,¹ for example, the student may be directed to interview the programmed patient and elicit data from him; in a management or therapeutic interview it may be the student's task to persuade the simulated patient to accept a recommended plan of management. In either case, the simulated patient is programmed to display the reluctance, anxiety, and need for understanding and emotional support that such patients display in real life. And it is the student's task to communicate clearly and convincingly with the patient in order to gain his full cooperation.

Skills in data collection, long-term care, or crisis management have been explored by means of a variety of such techniques. In a telephone simulation, for example, the student is seated in a setting similar to a consulting room when the telephone rings and a frantic voice on the other end of the line reports some emergency—an accident, a child suspected of ingesting poison, a suicide threat, or the like. The physician is required to respond as he would to a real-life emergency and the adequacy of his response can be reliably analysed, either for purposes of certification or for further learning.

Live simulations have also been used to teach and to assess various skills in patient examination. Of special note in this regard is the experience of Dr Howard Barrows and his associates in programming simulated patients to display the physical findings of various neurological disorders.²

Similarly, the physician's interpersonal skills and attitudes can be enhanced as well as assayed by carefully designed simulated interviews and conferences in which an individual—again, not necessarily a professional actor—is programmed to take the part of a patient, a colleague, or other member of the health team.³ Such interviews can be developed to focus primarily on the student's sensitivity and skill in handling various types of patients; on important referral, consultation, and conference skills, including those required in the delicate situations in which colleagues differ sharply about the management of a particular patient; or on skill in communicating with other members of the health team (e.g., instructing a nurse, requesting assistance from dietitian or social worker, or making a presentation in a staff conference). Such simulations are useful in assisting the student to develop, and his mentors to evaluate, the range of communication and interpersonal skills essential to effective functioning as a physician.

¹ Levine, H. & McGuire, C. (1970) *J. educ. Meas.*, 7, 63.

² Barrows, H. (1972) *Simulated patients*, Springfield, Ill., Thomas.

³ Levine, H. & McGuire, C. (1970) *J. med. Educ.*, 46, 700.

Future directions

In short, reproductions of clinical and laboratory data, three-dimensional models, automated robots, written simulations, computer simulations, and live simulations can all be used to present clinical problems in a realistic form that (a) enables the student to learn, and requires him to demonstrate that he has learned, how to respond as he would in the consulting-room or clinic setting; (b) permits him to receive life-like feedback from the simulator; and (c) forces him to cope with the results of a sequence of inquiries and interventions, much as he will have to do in his actual practice.

Though simulation technology is still relatively new to medicine these methods are already being employed in teaching and testing medical students, residents, and clinicians. It may in the near future be possible to combine various simulation modalities in a manner that further enhances their utility. For example, a computer simulation could be merged with a live simulation so that a constantly updated computerized data bank is made available to supply information about the pathology (e.g., physical and laboratory findings) that a live simulator is incapable of providing. Such a simulation could be extended to cover the full time period beginning with the presentation of the patient and concluding only after appropriate treatment has resolved the problem and the evident changes in the "patient's" condition have met suitable criteria for discharge. In such a problem changes over time in the patient's condition induced by, and resulting from, intervention by the physician would be reflected not only in modified findings supplied by the computerized data bank but also in changes in the specific roles and reactions of the simulated patient and of the physician. Thus, a complete clinical encounter could be simulated in a condensed time period. But merging live and computer simulations is only one of the many possible ways of combining all types of simulation modalities to increase their versatility and effectiveness in medical settings.

THE USE OF SIMULATIONS

In instruction

As indicated above, the various simulation methods now available in medicine can be employed as instructional resources not only in the development of diagnostic and problem-solving skills, but also in the development of psychomotor and interpersonal skills. Clearly, these simulations can provide more valid educational experience than many of our conventional modes of instruction. However, this increased

validity depends upon the fidelity of the simulation, whether it is presented in a live, computer, paper-and-pencil, or other format. While fidelity is a relevant consideration in all simulation methods, the problem is particularly acute in the development of three-dimensional models, in which it has been especially difficult to simulate tissue characteristics accurately. With the advent of improved materials and better production techniques it has now become possible to develop sufficiently accurate representations of human anatomy for teaching some of the skills of physical diagnosis. Analogous advances in electronics have led to the development of more compact electronic simulation devices (such as the Hymetric Sound Device) that electronically synthesize heart sounds and other phenomena in the body. These, too, have proved of great value in assisting medical students to develop skill in interpreting certain types of physical findings.

Such innovations afford more *efficient* means of (a) focusing upon a specific learning objective; (b) rendering the experience reproducible; and (c) allowing a standardized approach for all students. In the use of simulation devices it is important to keep clearly in mind the nature of the desired behavioural outcomes, since the ultimate goal is the subsequent independent performance of the skill in a non-simulated setting. The degree to which a learned skill is transferable from a simulated setting to a live patient situation depends not only on the fidelity of the device itself but also on its incorporation into a systematic total educational approach. Mere *exposure* to a device affords the student a chance to experiment with or interact with the device only at a superficial level. On the other hand, the development of associated programmed instructional guides that direct the student-device interaction magnify the relevant aspects of the experience. Thus, statements of the goals and objectives of the experience with the device, performance skill expectations, methodological instructions, and evaluation items expedite the acquisition of the skill, direct the interaction with the device, and guarantee a profitable experience.

In assessment

The results of current research suggest that simulation techniques of the types described here are especially useful in evaluating (a) skill in gathering and interpreting clinical and laboratory data; (b) judgement in patient management; and (c) the professional skills and attitudes required for effective interaction with patients and colleagues (Table 1).

Interpretative skills. Clearly, greater reliability can be placed on any judgement about a student's interpretative skills if he asked to interpret data presented in the form in which he usually encounters them rather

TABLE 1. SIMULATION AS AN EVALUATION TECHNIQUE

Competence tested	Type of simulation	Illustrative technique
Interpretative skills	Simulated clinical and laboratory data	Photographic reproductions Sound simulators Ciné-films and videotape Three-dimensional models Automated robot — SIM I
Problem-solving skills and clinical judgement	Simulated problems in patient management	Written simulations (PMP) Computer-assisted simulations (CASE) Automated robot simulations (SIM I) Live simulations (telephone, surgery, etc.)
Interpersonal skills and attitudes	Simulated interviews and conferences	Programmed patients Programmed colleagues Programmed teams

than verbal descriptions of such data. For this reason, the use of photographic reproductions, sound simulators, motion pictures and videotape, three-dimensional models, and more sophisticated robots are of particular use in assessing this important aspect of clinical competence.

Problem-solving skills and clinical judgement. Patients ordinarily present with a chief complaint, which the physician must explore and manage. Thus there is a certain "face validity" to any technique that confronts the student with a problem in this form, provides him with an opportunity for considerable latitude in choosing his own approach, and enables him to receive prompt feedback on the results of any inquiry or intervention he makes. Clearly it will be more useful in assessing the student's clinical judgment than the more traditional exercises that ask him to list the signs and symptoms of various diseases, and the most probable diagnosis from a carefully predigested summary of the salient data.

Professional skills and attitudes. Too often in the past, medical educators have either failed to evaluate psychomotor and interpersonal skills or have attempted to make inferences about these essential components of competence from the student's verbal description of his interaction with a patient or from the written record of a patient investigation. Clearly, both sources of data are inadequate for a valid assessment of skills and attitudes. These can be judged only by observing

the student with a patient. However, since the student may behave differently with different patients and since patients must not be put at risk from incompetent interventions, observation of the student with simulators, both mechanical and live, would seem to be the most promising alternative.

CRITERIA FOR USING SIMULATION

In instruction

Certain criteria for the use of simulation devices have been implied in the preceding discussion; it would be possible to identify others that are especially pertinent to the instructional uses of simulators. To catalogue them, however, would be unrewarding since many relate merely to common sense and good judgement. First among these is the requirement that the development and use of a simulator parallel curricular needs. This assurance, together with the advice of members of the teaching faculty, guarantees that experience with the device will be a supportive extension of the stated curriculum, as well as one that gathers support for further application of such aids to the teaching programme by the faculty members themselves.

No matter how clearly the experience coincides with stated curricular needs, or how apparently acceptable it may be to teaching faculty and students, other sources of difficulty may jeopardize the validity of an experience with simulators. Such problems may arise from the physical nature of the devices themselves. In the area of anatomical replications, commercial development in the past has poorly satisfied the need for instructional accuracy in terms of texture, size, apparent "tissue" density, or mobility. The resulting lack of structural reality sets an incomplete stage for the interaction of the student with the device.

In addition, careful attention must be given to the level of education in question, the placement of skill learning in the educational continuum, and the knowledge that must be attained before experience with a specific simulation device is of maximum benefit. Obviously, the simple skill of performing a pelvic examination can be acquired without understanding the normal or abnormal pathology and physiology of the female reproductive system. Appreciating the importance and value of either the simulated or real experience demands a knowledge of basic sciences, pathology, and some fundamentals of obstetrics and gynaecology. Thus, it is of greater value to expose a student to a simulated learning device at an appropriately defined time in his training.

In assessment

In selecting simulation techniques for purposes of evaluating individual competence and/or curricular effectiveness, the same considerations apply as in the choice of any other testing and evaluation technique. As with the instructional uses of simulation, it is first necessary to decide exactly what aspect of competence is to be measured at each level of education and experience. Once this decision has been made, then the most appropriate technique is that which requires the student to perform a task resembling as closely as possible the real-life performance for which he is being examined (test validity). Secondly, it is necessary to design the task in such a manner that different observers who are evaluating the student will agree about the character of his performance in the test situation (objectivity or inter-rater reliability). Third, it is essential to create a sufficient number and variety of tasks to ensure that one can safely generalize from the student's performance on the test exercises to his overall level of competence (sampling reliability). Finally, both economic feasibility and logistic considerations must be taken into account in selecting any assessment technique. These four criteria should be borne in mind in reviewing the advantages and limitations of the simulation techniques elaborated upon below.

ADVANTAGES AND LIMITATIONS OF SIMULATION

Simulation *imitates*, it does not *duplicate*, life; this is both its greatest advantage and, in the view of some, its greatest limitation. Clearly there are some aspects of reality that cannot at the present time be economically simulated, if they can be simulated at all. Thus, it is necessary to be very cautious about predicting on the basis of responses to a simulated situation how an individual *will* behave in reality; at best it is possible to predict how well that individual is *capable* of behaving. (The same caution must, of course, be observed in predicting how an individual will behave in a *new* life situation on the basis of how he behaved in a *prior*, necessarily *different*, life situation).

Further, it is important to recognize that simulation is not an appropriate method for teaching or for measuring all aspects of performance. For example, factual information is more economically conveyed and more directly measured by conventional techniques of instruction and testing. On the other hand, appropriate professional habits are most firmly entrenched by repeated reinforcement over a long time-span in diverse settings; they are most reliably assayed by careful and repeated observation under similar conditions. Between these two extremes simulation provides the following important advantages.

Perceived relevance. As compared with more conventional teaching and testing techniques, simulation offers the possibility of designing instructional and assessment exercises so that they correspond more closely to the situations a physician actually faces. Such materials appear to the student as far more relevant than typical readings, lectures, multiple-choice tests, or traditional oral quizzes. Such perceived relevance is at the very least of psychological and motivational benefit.

Predetermination and preselection of the task. It is important to note that this relevance can be achieved without dependence on the flow of patients available at the particular place and the specific moment in time that instruction is to take place or assessment is to be made. Thus simulation makes it possible to predetermine precisely the exact task that students are to learn or to demonstrate that they can perform. Further, by suppressing the undesired distractions always present in reality, it is possible in a simulation to focus on the elements of primary concern and to eliminate irrelevant, confusing complexities that complicate learning and contaminate assessment.

The fact that simulated tasks can be preselected also means that they can be carefully graduated in difficulty as a student or resident progresses through training—a factor of prime significance in increasing the efficiency and effectiveness of both instruction and evaluation. Finally, by developing standard parallel simulations it is possible to confront a student again and again with challenging variations of what is essentially the same task until he has mastered it and can demonstrate that mastery to any examining body.

Standardization of the task. Just as a single student can be repeatedly confronted with the same task, simulation enables an examining body to standardize the task for all examinees, and to do so without subjecting one or a few patients to repeated harassment by a large number of students. In short, all examinees can be given exactly the same problem to cope with and this can be accomplished without risk to any patient.

Improved sampling of performance. By standardizing the tasks and focusing on the most significant aspects in each it is possible in a given time period to expose the student to, and to sample his performance on, a much broader and more representative group of problems. This, of course, requires careful selection and definition of the tasks, but that is precisely the luxury simulation affords that reality can rarely provide in a reasonable time frame.

Improved rating of performance. When the exact tasks that are to compose an instructional unit or an evaluation exercise are precisely defined and preselected it is possible to record the student's

performance in detail for subsequent feedback in a manner that maximizes his learning. Further, for purposes of evaluation it is possible to develop specific criteria for judging performance, and to train examiners in applying these criteria equitably and consistently. Thus the degree of inter-rater reliability that can be achieved in scoring examinee performance with simulated problems and simulated interviews is far superior to that achievable with real patients.

Increased responsibility and realistic feedback in a practical time frame. One of the most important advantages of simulation over reality consists in the fact that all students and residents can be allowed full responsibility for the work-up and management of the simulated patient without any risk whatsoever to actual patients. Even if the student's interventions with the simulated patient are grossly inappropriate he can be allowed to continue without supervision, to receive realistic feedback, and to learn the consequences of his action from first-hand experience, without harm to anyone. The simulated patient can develop complications induced by faulty management, get very much worse, die, commit suicide, and yet be repeatedly revived, tirelessly to serve in the edification and examination of the same or other students.

Compression of real time. Furthermore, it is often essential to provide a student experience with, and to test his mastery in the handling of, chronic disease without his spending months or years observing the gradual deterioration of a real patient. In carefully developed simulations a lifetime of chronic disease can be compressed into a half-hour problem, at each stage of which the student can be provided with feedback about his interventions in a form that is more instructive than life itself usually yields.

Increased learning. The nature of the feedback provided in simulations as compared with that available in either conventional educational settings or in reality should be stressed. While the former rarely provides any genuinely relevant feedback, the latter often furnishes it only indirectly, equivocally, and after a long delay. In contrast, the prompt, specific, and unambiguous feedback characteristic of well-designed simulations makes them a powerful tool for the enhancement of learning.

RELATIONSHIP OF SIMULATION TO OTHER INSTRUCTIONAL AND EVALUATION STRATEGIES

Enumeration of the foregoing advantages should *not* be construed as a recommendation that conventional, instructional and evaluation strategies be entirely replaced by simulation techniques; nor should it

be interpreted as suggesting that simulation is a pale, but adequate, substitute for the real thing when the latter is unavailable. Rather, simulations should be viewed as important adjuncts to other educational methods. Their power lies in the fact that they select out manageable segments of the total physician/patient relationship for study. However, this very fragmentation, in turn, requires that provision be made for the student to experience through conventional patient contact the total interaction at appropriate points in his professional development.

CONCLUSION

In summary, the evidence from studies of the use of simulation at several levels of medical education and with a variety of types of groups suggests that when these techniques are properly exploited, simulation technology gives considerable promise of increasing the effectiveness of instruction and the validity and reliability of assessments of more relevant and complex objectives of medical education. Simulation appears to offer special advantages as an effective technique not only in teaching and assaying specific, circumscribed skills but also in developing and evaluating that most significant objective of all—clinical judgement.

ADDITIONAL READING

Abrahamson, S. et al. (1969) *J. med. Educ.*, **44**, 515

A description of a computer-managed automated robot designed for use in the instruction of residents in anaesthetics.

Barrows, H. (1972) *Simulated patients*, Springfield, Ill., Thomas

A description of the techniques of training and experience in using simulated patients for instructing medical students in neurological examination.

Friedman, R. (1973) *J. med. Educ.*, **48**, 92

A description of the method of interacting with the computer on a series of problems into which real time and money costs are programmed and where management of these aspects is an essential part of the diagnostic process.

Gordon, M. (1971) *Computerized automated mannequin, a self-testing-training method, progress report. American Heart Association 44th Annual Scientific Session, Anaheim, California, Nov. 11-14, 1971* (mimeographed document available from Section of Cardiology, Dept. of Medicine, University of Miami School of Medicine, Miami, Fla., USA).

Description of a mannequin designed to receive a variety of programmes in which auscultatory findings are simulated and coordinated with the visual presentation of pulses in the mannequin.

Harless, W. et al. (1971) *J. med. Educ.*, **46**, 443

Description of the interaction with the computer in simulated clinical encounters in which the student addresses the computer in unconstrained natural language without resort to any cueing list.

Levine, H. & McGuire, C. (1970) *J. educ. Meas.*, **7**, 63

Description of the experience of a major surgical specialty board in using simulations to assess candidates' diagnostic and management skills.

Levine, H. & McGuire, C. (1970) *J. med. Educ.*, **45**, 700

Description of the experience of a major surgical specialty board in using simulated patients to assess skill in communicating with the patient and gaining the patient's cooperation in a plan of management.

McGuire, C. & Solomon, L., ed. (1971) *Clinical simulations: selected problems in patient management*, New York, Appleton-Century-Crofts

Twenty selected problems in patient management, presented in the form of paper-and-pencil simulations, in paediatrics, internal medicine, surgery, neurology, orthopaedics, obstetrics, and gynaecology.

McGuire, C. et al. (1974) *Written simulations: their construction and analysis* (unpublished, available from Center for Educational Development, University of Illinois College of Medicine, Chicago, Ill., USA)

A Handbook describing in detail the techniques of constructing, reproducing, scoring, and analyzing paper-and-pencil simulations.

Penta, F. & Kofman, S. (1973) *J. med. Educ.*, **48**, 442

A report of the relative effectiveness of conventional instruction as compared with that instruction supplemented by the use of three-dimensional models in the teaching of selected fields of physical diagnosis.

Williamson, J. (1972) Personal communication (available from the author, School of Public Health, Johns Hopkins University, Baltimore, Md., USA)

A set of telephone simulations with instructions for their use in the assessment of personnel readiness to man a suicide prevention centre.

EXAMINATIONS AND DECISION-MAKING

James A. Bobula¹

One of the most challenging tasks facing medical educators is that of developing examinations that measure accurately and assess appropriately the adequacy of student knowledge, skills, and professional attitudes. This evaluative task is of such importance because it is chiefly through examination data that teachers monitor student progress through medical school, identify those who are to qualify as physicians, and thus ultimately control both the quantity and quality of the physicians available to society. This paper deals in an introductory, non-technical fashion with the systematic planning, scoring, and reporting of examinations to serve those critically important functions.

No single examination can provide adequate data for all the decisions a faculty must make about medical students. Each examination, however, is most likely to serve a particular evaluative need if it is designed from an explicit statement of the decision a faculty must make and is developed to provide the specific data required for that decision. For example:

A Proficiency Examination will be administered to incoming first-year students to determine whether any student has sufficient mastery of: (a) one or more disciplines within the basic science curriculum to warrant either placement into advanced courses or exemption from regular courses in such disciplines; or (b) the basic medical sciences as a whole to warrant placement directly into a clinical curriculum.

Given such a statement of purpose, the particular examination characteristics that are consistent with the decision to be made must be specified and the examination planned on the basis of those specifications. The example summarized in Table 1 is further developed below.

¹ Center for Educational Development, University of Illinois College of Medicine, Chicago, Ill., USA.

TABLE 1. EXAMINATION PLAN

Examination characteristics	Proficiency examination example
1. Scope of material covered	The content will systematically represent the entire basic science curriculum, according to a blueprint developed by a special faculty committee composed of one representative from each basic science discipline.
2. Format	Multiple-choice questions with only one correct answer will be employed exclusively in the examination.
3. Nature of data (i.e., type of scores)	A student will receive a score indicating the percentage of his answers that were correct in each discipline and in the examination as a whole.
4. Basis for decision (i.e., standard of adequate performance)	A minimum passing percentage score will be established by the faculty committee prior to the examination for each discipline and for the total examination. A student will be considered at least minimally competent in a particular discipline or in the basic sciences as a whole if he obtains a percentage score equal to or greater than its corresponding minimum passing percentage score.
5. Critical review	The faculty's Appraisal Committee will review the examination blueprint prior to administration of the examination to approve its specifications. After the examination is administered, the Committee will assess the reliability (internal consistency) of the examination and will perform an item analysis to determine whether any of the multiple-choice questions were ambiguous to the students and must be deleted from scoring.
6. Reports	A report of each student's percentage scores and the minimum passing percentage score for each discipline and for the total examination will be made available to the student himself, to his faculty adviser, and to the faculty committee responsible for deciding on advance placements.

Step 1: state the purpose

A statement of purpose should indicate the reason for which an examination is being constructed and administered, specifying (a) the group of students to be examined, (b) the areas on which they are to be examined, and (c) the decision that the staff must take on the basis of the examination results.

Specification of the group of students to be examined enables definition in *broad* terms of the skills required (e.g., students at the end of the first year and of the fourth year might both be expected to know something about cardiac arrhythmias, but at quite different levels of competence). Specification of the content about which the students are to be examined tells what *particular* areas are to be dealt with in this examination. Specification of the decision to be made about the students indicates how the examination data are going to be used in evaluating student performance, i.e., to monitor a student's progress (diagnostic examinations) or to judge competence at some significant transitional point (certifying examinations).

Diagnostic examinations assess mastery of a *specific unit* of instruction so that a decision may be made whether or not further learning experiences are necessary. Their purpose is to advise students in planning subsequent learning activities. Diagnostic examinations include pre-tests to determine what a student knows about certain topics before they are formally treated in the curriculum, mid-unit tests to assess progress during instruction, and post-tests to determine whether the expected levels of proficiency have been achieved by the end of an instructional unit.

Certifying examinations, on the other hand, assess mastery of an *entire area* of study so that a decision may be made on promotion, graduation, or licensure. Certifying procedures include placement examinations, which permit a student to bypass formal instruction in areas that he has already mastered; comprehensive examinations, which document a student's achievement of professional competence at the end of a formal course of study; and licensing examinations, which testify to the right of professional practice.

Step 2: determine what is to be examined

In order to achieve a specified purpose, it is necessary to develop a detailed blueprint outlining both the content of the examination and the performance processes the students are expected to demonstrate with respect to that content. "Content" refers to the body of knowledge, set

of skills, or focus of attitudes on which the students are to be examined. "Performance processes" refer to what the students are expected to be able to do with the content being examined. In the area of cognitive performance processes, for example, students might be expected: (1) to simply *recall* information ("What is X?"); (2) to *interpret data* using this information ("Knowing what X is, what do these data mean?"); or (3) to *solve a problem* by fitting this information together with other information in reaching a conclusion about a complex phenomenon ("Knowing the nature of X and its relationships to A, B, and C, what is the nature of Z?").

An examination blueprint is best presented as a table of specifications that lists relevant content areas on one axis, relevant performance processes on the other, and the proportion of the examination to be devoted to each content/process combination within the cells (Table 2). The proportions generally reflect the relative importance of these elements: more important areas are given greater weight in the examination; less important areas receive a smaller portion or are eliminated entirely.

TABLE 2. EXAMINATION BLUEPRINT : COGNITIVE DOMAIN

Content areas	% of examination	Performance processes		
		Recall	Interpretation	Problem-solving
		30	40	30
Area 1	20	12	8	0
Area 2	35	5	10	20
Area 3	10	3	4	3
Area 4	20	8	6	6
Area 5	15	2	12	1

The development of a blueprint and preparation of test materials according to that design increase the probability that the examination's content will be consistent with its purpose and that the performance data will provide a sound base on which to make the decisions for which the examination is intended.

Step 3: determine the format

"Format" refers to the types of examination materials and methods selected to measure the specified contents and processes. Formats are broadly categorized as "free-response" or "fixed-response" types. Free-

response methods, which allow a student to respond to a question or a situation with his own words or actions, include oral examinations, extended-response written questions (essays), and short-response written questions (simple direct questions, sentence completions). The unstructured description of student behaviour by faculty observers is also a free-response type, although in this case the response is made by the observer and not by the student himself. Fixed-response materials, which require adherence to a predetermined form, include true/false, multiple-choice, and matching questions, patient management problems, and checklists or rating scales completed by examiners observing student behaviour in either an oral examination or a natural performance setting.

Free-response examinations have the advantage of requiring a student to respond independently, drawing solely on his own resources. They have the disadvantage of being virtually impossible to correct and score mechanically and are often subject to such extraneous influences as an examinee's general verbal fluency, an examiner's lack of clear criteria for essential elements of a correct response, or differences in judgements made by various examiners. Fixed-response examinations, on the other hand, can be scored mechanically or by any examiner with a listing of the correct responses. Their major disadvantages are that students might respond correctly by guessing or might be cued to correct responses by the options offered. Since skilful development of fixed-response formats allows testing of many complex as well as simple objectives of medical education, the additional advantage of objectivity and ease of scoring recommend them highly for most examination purposes.

Selection of a particular format should be determined primarily by the degree to which it requires a student to perform the desired process in the specified content area. For example, when the *purpose* of an examination is to assess the student's competence in obtaining a patient's medical history it is *more* appropriate to have a trained examiner with a fixed-response checklist observe him taking a history than to ask him, "What questions should be used routinely in obtaining a patient's medical history?"

Finally, an examination need not be limited to a single format. The blueprint can prescribe the use of different formats within an examination wherever they are most appropriate.

Step 4: develop a scoring system

The purpose of a scoring system is to summarize performance in some symbolic form that can serve as a basis for rational decision about

the adequacy of that performance. Selection of the specific method should begin with a clear statement of exactly what the score is intended to mean. Such a statement might read: "A student's score in each discipline included in the Proficiency Examination will indicate the percentage of the total content of that discipline that he has mastered."

In order for a score to have this meaning, the examination blueprint must ensure that the total content of each discipline is systematically represented. Unless it is the score cannot indicate a mastery of the total discipline but only the components that were included.

Assuming that the blueprint supports the scoring purpose, it will then be necessary to assign some numerical value to each response a student makes. Since the form of the response depends upon examination format, assignment of values must be consistent with that format. If, for example, multiple-choice items having a single correct response are employed, then a correct response might be given a value of 1 and any other a value of 0. Multiple-choice items having several correct options would require a different procedure. For example, with three correct responses each might be assigned a value of 1 (so that a student could receive values of 0, 1, 2 or 3 for the item) or a value of $1/3$ (so that a student could receive values of 0, $1/3$, $2/3$ or 1 for the item).

Finally, the values assigned to each response must be capable of summarization in a single score by means of some mathematical formula that clearly expresses the intended meaning. In the Proficiency Examination example, a formula meaning "percentage of the total content of a discipline that a student has mastered" would be: the sum of the values assigned to each of the student's correct responses in a discipline divided by the sum of the values assigned to *all* correct responses in that discipline. Following this formula, if a student correctly answered 96 of 120 multiple-choice items with single correct responses in a given discipline, his score would be $96/120$, or 80%. The meaning of this score is: "The student has mastered 80% of the content of this discipline."

So long as the desired meaning of a score can be stated and that meaning supported by the examination content, the method of assigning values to correct responses, and the summary formula, it is possible to generate scores assessing nearly any skill expected of the students.

Step 5: set standards appropriate for the decisions to be made

Since examinations are the principal method of determining the adequacy of student performance, each aspect of performance about which a decision is to be made must be assigned an appropriate score

in accordance with step 4 of the examination plan. These scores provide the *data* from which judgements will be made. In step 5, a standard of acceptable performance is established for each component of the examination in order to provide faculty with a basis for a *decision* about whether individual performance is adequate or inadequate.

There are two principal approaches to the establishment of performance standards: normative and criterion. In the former, an individual student's performance is assessed only in comparison with the performance of all others taking the examination. In the latter, the adequacy of an individual student's performance is determined in relation to an absolute standard established before the examination is administered.

Whatever the method, application of a standard to a student's score results in the assignment of an assessment symbol. For example, based on the total scores in a comprehensive examination the faculty might wish to award special recognition to the three top students. Here a normative standard is employed, ranking performance according to total score and giving special acknowledgement to the first three ranks. In another case, the faculty might merely wish to determine who "passes" and who "fails". Here a criterion standard is employed, and each student's score is compared with the minimum acceptable performance level, resulting in an assessment symbol of *P* (pass) or *F* (fail).

Table 3 illustrates several sets of commonly used assessment symbols that might be assigned to the performance of twenty medical students in a single examination. Each set of symbols is further explained below.

Normative standards

1. *Rank*: the place an individual score occupies in an ordered listing of all scores sequenced according to magnitude. The symbol 1 indicates first, 2 indicates second, etc. If more than one person has a particular score, all persons with that score are assigned the same rank symbol, e.g., 5.5 is assigned to students *e* and *f*, who together occupy the fifth and sixth rank positions.

2. *Percentile rank*: the percentage of students with scores below a particular score. The symbol 80 for student *d* indicates that 80% of the students had scores below his.

3. *Z-scores*: the number of standard deviation units by which a particular score departs from the group average (mean) score. The standard deviation is a statistic that describes the variability in a set of scores. The z-score of 1.08 indicates that student *c* is 1.08 standard deviations above the group average (the standard deviation in this

TABLE 3. ILLUSTRATIVE ASSESSMENT SYMBOLS

Student	Score	Normative			Criterion		
		Rank	Percentile	Z-score	Letter	Pass/Fail	Letter
a	89	1	95	1.50	A	P	O
b	87	2	90	1.29	A	P	O
c	85	3	85	1.08	B	P	O
d	81	4	80	.67	B	P	S
e	80	5.5	70	.57	B	P	S
f	80	5.5	70	.57	B	P	S
g	79	7.5	60	.46	C	P	S
h	79	7.5	60	.46	C	P	S
i	77	9	55	.26	C	P	S
j	75	10.5	45	.05	C	P	S
k	75	10.5	45	.05	C	P	S
l	74	12	40	-.05	C	P	S
m	72	13	35	-.26	C	P	S
n	71	14.5	25	-.36	C	P	S
o	71	14.5	25	-.36	C	P	S
p	69	16.5	15	-.57	D	P	S
q	69	16.5	15	-.57	D	P	S
r	68	18	10	-.67	D	F	U
s	65	19	5	-.98	F	F	U
t	44	20	0	-3.15	F	F	U

illustration is 9.68, the mean is 74.5, and the student's score is 85). Z-scores are useful in comparing a student's relative position in the group on a series of different examinations.

4. *Letter-grades*: in this case the symbols A, B, C, D, and F indicate excellent, very good, average, poor, and unsatisfactory respectively, and are based upon percentile ranks so that the categories include approximately the following distribution: 10% A, 20% B, 40% C, 20% D, and 10% F.

Criterion standards

1. *Pass/fail*: the assessment symbol P is assigned to all scores at or above the predetermined passing score, and F to those below. For this examination, the faculty determined that a score of 69 would be required for passing.

2. *Letter-grades*: in this case, the faculty agreed in advance that

scores of 84 and above would be considered outstanding (O), between 69 and 83 satisfactory (S), and 68 or below unsatisfactory (U).

The standard selected for judging student performance must be consistent with the purposes of the examination. In a Proficiency Examination designed "to determine whether any student has sufficient mastery of one or more disciplines within the basic science curriculum or of the basic medical sciences as a whole," it would be inappropriate to apply a normative standard. It is entirely possible that *none* of the students is proficient enough in all disciplines to merit certification. The only sensible standard would be a predetermined criterion requirement—a minimum passing score established in advance as the minimum acceptable evidence of mastery of the examination's content. If the standard employed in evaluating student scores is not consistent with the purpose of the examination, it is impossible for a faculty to make sound decisions.

Step 6: establish procedures for examination review

Even the best efforts of skilled examiners do not always yield a perfect examination, one that accurately characterizes the abilities of the students. Consequently it is necessary to establish procedures to evaluate the examination itself before reporting results. Important areas for such evaluation include the following.

Adequacy of content. The examination blueprint should be reviewed to determine whether the examination covers the intended content and process categories in a manner consistent with the purposes of the examination. The examination materials should also be reviewed to determine whether or not they meet the specifications set forth in the blueprint. These analyses are best undertaken before the examination is administered and by persons sufficiently familiar with the curriculum to make judgements on content adequacy (but not the same persons who developed the blueprint and examination materials). Whenever deficiencies are discovered, the content must be improved before the examination is given.

Clarity of items. It is also important to review individual items for conceptual and verbal clarity. This is accomplished not only by pre-examination editorial review but also by statistical item analysis after the examination is administered.

For example, the author of a multiple-choice question may hold the following opinion of the 5 possible responses:

- option 1—incorrect, easily recognized as such;
- option 2—correct;
- option 3—incorrect, easily recognized as such;

option 4—incorrect, difficult to distinguish from correct; and option 5—incorrect, somewhat difficult to distinguish from correct. From this description it would be expected that very few students would select options 1 and 3, that a larger proportion would select option 5, and that even more would select options 2 (the correct option) and 4; and actual results might take the form shown in line A of Table 4. If, however, the results shown in line B were obtained, the author might suspect either that the students do not know the content or that there is some deficiency—some ambiguity—in the item itself. Any items found to be ambiguous by this post-examination review should be deleted from the examination before final scores and assessment symbols are assigned.

TABLE 4. ITEM ANALYSIS

Option	1	2	3	4	5
A. % students	2	58	4	25	11
B. % students	2	31	4	25	38

Consistency of results. Two general methods of assessing reliability (consistency) may be employed: repeated administration of the examination to see whether it assigns similar scores to each student each time (test-retest methods); and comparison of parts within the examination to see whether scores assigned to a student by one part are similar to scores assigned by other parts (internal consistency methods). For example, an examination with low reliability as determined by internal consistency methods might have several items that many of the better students (with high total scores) missed and the poorer students (with low total scores) answered correctly. Such an examination would be improved by deletion of these items before final scores are computed for the students.

Because it is important that both faculty and students can have confidence in the decisions made on the basis of an examination, it is essential that every examination be adequately evaluated. Any examination that fails to meet technical standards of adequacy cannot serve as a rational basis for decisions about student performance.

Step 7: report the results

The final step is that of reporting the results to all persons involved in the decisions being made on the basis of that examination. Exactly

what is reported and to whom depends upon the purposes for which the examination was administered.

For example, the results of a diagnostic examination aimed at assessing a student's mastery of five content areas and his ability to perform three cognitive processes would be sent to the student and to his faculty adviser, showing a separate score and/or assessment symbol for each content area and for each cognitive process. This set of scores would then enable the student and his adviser to pinpoint specific weaknesses that warrant special attention. Because of the diagnostic nature of the examination, no report would be entered on the student's permanent record.

In the case of a certifying examination it may only be necessary to report the student's total score and its associated assessment symbol, since here the purpose is usually to record overall competence and not the specific components of competence. This information would be reported to the student and to the faculty committee responsible for certification and become part of the student's permanent record.

In any case, the contents of the reports and persons who receive them must be consistent with the purposes of the examination, to ensure that all relevant information is reported appropriately to all (and *only* those) persons entitled to knowledge of it.

ADDITIONAL READING

This paper outlines the basic issues involved in using examination data for decision-making but does not provide detailed explanations of the skills necessary for carrying out an examination plan. The following texts are recommended to those who wish to learn more.

- Bloom, B. S. et al. (1971) *Handbook on formative and summative evaluation of student learning*, New York, McGraw Hill
- Ebel, R. L. (1965) *Measuring educational achievement*, Englewood Cliffs, N.J., Prentice-Hall
- Furst, E. J. (1958) *Constructing evaluation instruments*, New York, McKay
- Miller, G. E. et al. (1962) *Teaching and learning in medical school*, Cambridge, Mass., Harvard University Press
- Thorndike, R. L., ed. (1971) *Educational measurement*, 2nd ed., Washington, D.C., American Council on Education

DYNAMICS OF A LEARNING GROUP

Shirley Perlmutter¹

The knowledge explosion of the last 25 years has vastly increased the subject-matter to be taught in today's medical schools, and the demand for trained physicians has also accelerated. Medical schools are often understaffed and overextended, yet faculties must face students who have become increasingly vocal in demanding that classroom content be more relevant to the skills needed on the job. The medical school teacher of today finds himself facing a dilemma very much like that of the sorcerer's apprentice, whose every effort to stem the tide merely sent the waters higher. The purpose of this paper is to propose one way by which health professions teachers may be released from the demand that seems to be imposed by the unending growth of knowledge and heightened student expectations. To attain this goal, some of the assumptions underlying traditional teacher practices must first be examined in order to explore alternative approaches.

TRADITIONAL TEACHER BEHAVIOUR

Traditionally, the behaviour of teachers in medical schools has been characterized by a high degree of control over and direction of students, a posture presumably based on the assumptions that (1) if left to their own devices students would be apathetic about or resistant to the task of learning; (2) students do not know what they need in order to achieve effective professional performance goals; and (3) the teacher has the necessary expertise to determine the nature and scope of the subject-matter to be mastered. Thus it is commonly regarded as a

¹ Center for Educational Development, University of Illinois College of Medicine, Chicago, Ill., USA.

faculty responsibility to motivate and direct students, to control their actions and influence their behaviour in such ways that the educational goals will be achieved. Teachers see themselves, and are seen by their students, as the experts who will present material and determine the extent to which students have mastered it. With the pressure of time and a constantly expanding factual content, teachers are rarely encouraged, or provided with the opportunity, to slow down and examine more closely the implications of these teaching practices for learning.

While this traditional approach to teaching is undoubtedly an efficient means of transmitting large quantities of information to large numbers of students, there is a real question of whether they grasp what is presented. It is also clear that such an instructional format produces students who are dependent upon experts for direction rather than independent in the pursuit of learning that must be lifelong. They come to believe that all expertise *does* reside in their teachers, and that performance should be judged by the expert standards that teachers alone establish. It should come as no surprise, then, that students are particularly concerned with how their behaviour is perceived by teachers, and express urgent needs to be directed, assigned specific tasks, and told that they are carrying out those tasks in the proper way. When deprived of these accustomed external sources of support and direction it is also understandable that they may experience considerable anxiety, if not frank hostility. And all this occurs in an atmosphere that is regularly described as impersonal and lacking in the important element of close interaction sought by both students and teachers.

A NEW FORMAT

As it becomes increasingly apparent that students can no longer be taught all they will need to learn, the focus of education must shift to teaching students *how* to learn and how to be independent, self-directed, and equipped to deal with an ever-changing environment. It has been said that if a student can be trained to be an effective and independent learner he need not be filled with all the information he can contain before going into a new job. He will have the capacity to learn whatever he needs to learn. Indeed, he will have to generate that capacity in any case, whether he is trained to do so or not, since no classroom can prepare him for every contingency, for every aspect of life and work encountered outside the classroom.

Training students to become self-directed learners implies a set of

postulates about students and the learning process different from those described earlier. It assumes: (1) that each student enters the learning situation with an inherent desire to learn and a capacity to accept responsibility for his own learning; (2) that he has untapped resources that he may utilize to identify his own learning needs, assess potential learning resources available in his environment, and participate with teachers in determining the content to be mastered; (3) that significant and rapid learning will occur when he perceives the subject-matter as relevant to *his* purposes; and (4) that encouraging students to confront in an educational setting the kinds of practical problems they must face in the real world is one of the most effective modes of promoting learning.

One place in which to foster such independent learning is the small group. The idea of reducing class size to improve the quality of learning is not new. It has often been proposed in the hope that smaller numbers will allow more opportunity for student-teacher interaction, for the quiet and shy student to participate more freely, and for all students to become more actively involved with the content. But the expectation that a reduction in class size will bring about these changes is unrealistic. A one-way flow of communication from teacher to students can occur in a small group as well as a large one—and often does. If the potential of the small group (10—20 students) is to be realized fully, then traditional teaching behaviour must be modified to match the assumptions about students and learning listed above. In order to accomplish successfully this different teaching style, a teacher must be knowledgeable about the dimensions of the group process, the developmental stages of groups, and how to conduct himself in a manner that supports group development and the achievement of small group goals.

DIMENSIONS OF THE GROUP PROCESS

In order to avoid any possible misunderstanding it should be noted at once that group discussion is not intended to be random but rather to deal with some identified *content*. But whatever the content, all groups develop an operational *process*—a style of working together that has great impact on the quality of the product—and a set of relationships—patterns of interaction among the participants that affect the character of the experience. Whether the teacher recognizes them or not, these factors are at work, either facilitating or impeding the achievement of group goals. It is the teacher's task to be sure that the former, rather than the latter, is the dominant mode. If he is sensitive to this process he will give particular attention to (1) the amount of

individual participation; (2) how members try to influence each other; (3) how group decisions are made; (4) how subgroupings are formed; and (5) how feelings are expressed.

In all groups, regardless of the purpose for which they have been formed or the nature of their participants, the process evolves through six general stages:

(1) Stage 1, *getting acquainted*, is characterized by polite and superficial interaction between the members. Even when they have met before, or even worked together, the formation of a new group creates an unfamiliar setting in which members must get to know each other anew.

(2) During stage 2, *What am I here for?*, members experience a period of ambiguity, a lack of direction or purpose. They become frustrated, angry, confused, and impatient.

(3) Out of this sense of disorder stage 3, *a bid for power and influence*, emerges. Members begin to attempt to create order out of what has become intolerable confusion. It is at this time that working rules for the group begin to be established and commitment to membership begins.

(4) In stage 4, *What can I do to help?*, group cohesion appears. Natural resources and leaders are identified and members negotiate around *who will do what*, and *when* to achieve the group task.

(5) Stage 5 is characterized by a *sense of accomplishment*. Through the negotiations that occurred during the stage 4 members are able to *collaborate*, to execute and complete the task.

If a group is formed for the purpose of accomplishing more than one task, each time a task is completed and another proposed the group will recycle through the first five stages. While the stage of *getting acquainted* may be less obvious the second time round, even this does occur. A new task usually creates the need for different resources and behaviours that were not required by the previous task. Thus as new tasks arise members must get to know each other in new ways.

(6) Finally stage 6, *termination*, occurs when the members recognize that at a specific time the group will come to an end and the participants will disperse. During this last stage (such as the final week of a 4-week workshop or the last month of a school year) members begin to disengage from the group and to reduce their involvement with and commitment to group issues. Some time may be spent in this stage reviewing events during the life of the group, in an attempt to summarize and put a closure to the experience.

One of the functions served by the model just outlined is that of providing a perspective for certain cyclic phenomena inherent in group

work. For example, a let-down feeling and sense of disorganization often follow the "high" feelings associated with the sense of accomplishment in stage 5. This reappearance of "disorganization" is frequently interpreted as indicating poor group functioning, when it is in fact a natural phenomenon that recurs during the life of any group. The model also underlines the sequential nature of the stages and the importance of each. Even the period of ambiguity and chaos in stage 2 is productive. If members can tolerate some degree of frustration and uncertainty and refrain from prematurely organizing the group (stage 3), opportunities for potentially innovative and creative problem-solving around tasks will be enhanced.

CONDUCTING AN EFFECTIVE GROUP

In such small groups the ideal teacher is one who more often listens than talks, questions rather than answers, moderates rather than dictates, and stimulates others rather than performs himself. In such a setting the personal commitment to *learning* becomes overt and shared; both students and teacher can ask for feedback; personalized two-way communication can develop among students, and between students and teacher; and evaluation can be immediate, ongoing, and multidimensional from self, peers, and teacher.

In order to help readers to gain some concrete notion of how these principles can be translated into practice, a sequence of events is described below, illustrating how a teacher might facilitate the development of a climate that encourages self-directed and independent learning in the small group setting:

(1) The teacher opens with a description of his goals by presenting an overview of the objectives, the content to be mastered, and a proposed schedule of activities. Additional staff resources may also be introduced or otherwise identified.

(2) After this general introduction students are asked to describe *their* goals. These expectations are explored together through a problem census depicting individual learning needs.

(3) Teacher and students then compare the general programme objectives with the individual learning needs, noting similarities as well as differences.

(4) Learning needs identified by *both* teachers and students are translated into specific objectives and listed in order of priority.

(5) Teacher and students then identify jointly the objectives they can reasonably expect to achieve during the programme.

It is important that these five activities occur at the outset, in order to establish as a norm the active dialogue among students themselves as well as between students and faculty. The five steps assume that while the faculty has a set of general objectives and an instructional strategy to implement their achievement, there is sufficient flexibility in the programme to allow responsiveness to student input. This does not imply that students determine what will be taught but that the opportunity exists for shifting emphasis from one topic to another, for the inclusion of a related issue not originally planned, or for the elimination of something already learned, for example. It is also worth noting that the five steps correspond to the five stages of group development. The staff introduction and statement of goals *vis-à-vis* the student expressions of individual learning needs and expectations is a way for faculty and students to *begin to get acquainted* (I). The expression of individual learning interests and needs is often elaborate as well as diffuse, so that students and teachers alike may experience a sense of confusion (II) and of being overwhelmed (How will all this get done?). Comparing student and teacher goals, listing them according to perceived importance, is a way of *creating order* (III) out of the confusion. *Negotiating* (IV) a joint statement of goals also involves necessary collaboration (V).

This sequence, which generally takes 2–3 hours, illustrates the basic steps required to build a cooperative learning group. It may seem excessive in a class that meets for only one hour three times a week for a term, but the time invested in this way at the beginning will pay handsome dividends in the rapidity and solidity of subsequent learning.

But not all small groups enjoy the luxury of an extended period during which participants may work together; some may meet only once, and then for a short period. Yet even in the course of a single hour a skilful teacher may put into practice some of the principles that have been cited as critical contributions to productive group work and to the long-range goal of encouraging self-sustained independent learning. An illustration of such an effort, one that was created and tested by a participant in a recent teacher-training programme, is set forth in the accompanying table.

A teacher's primary concern, when he is trying to adapt small-group learning methodology to settings where the content is relatively fixed, is to devise a means of actively engaging students in the learning process. Even when time and content do not permit the group to evolve through all five stages, the model may be useful in identifying ways in which the learning activities may be designed to elicit maximum student participation.

For example, in the biodegradation exercise (see the accompanying

BIODEGRADATION — SMALL-GROUP EXERCISE*

Objectives: At the conclusion of the 1-hour session students will be able to:

- (1) identify the reasons for modern sewage disposal;
- (2) predict the effect on the ecology of a large lake of the release of a large volume of untreated or partially treated sewage;
- (3) predict the possible effect on the health of a community of the release of a large volume of untreated or partially treated sewage in nearby water courses;
- (4) evaluate data on the biochemical oxygen demand of a specified sample of water.

Design:

- (1) Introduction.
Teacher introduces the topic and provides an overview of the hour.
10 min
- (2) Class breaks into groups of 3.
Handouts distributed on Lake Erie ("Death of a Lake") and on gastrointestinal outbreaks.
15 min
Task - list the diseases spread via sewage
- understand the concept of biochemical oxygen demand.
- (3) Return to full group — one member of each trio summarizes the deliberations under 2 above.
20 min
- (4) Short lecture, illustrated with visual aids, followed by a discussion of sewage treatment.
- (5) Class forms two groups of 6.
Handouts distributed on biochemical oxygen demand.
10 min
Task - to understand tests and interpret their significance.
- (6) Return to full group.
Final summary and distribution of a synopsis of the session.

* Reproduced by permission of Dr Adrian Lee, Department of Medical Microbiology, Faculty of Medicine, University of New South Wales, Sydney, Australia.

figure) the teacher began with stage two. When he had identified himself as the authority with the intention of directing students to a specific topic, stage 2 was not an issue for the full group or the smaller groupings. The real group work was initiated with stage 3, when the class was divided into trios, each of which was required to designate a reporter. Stages 1 and 2 then occurred briefly as members began to

know each other through the ways in which each responded to the task in hand, and as they sought to ascertain whether there was any residual confusion about the task. But the emphasis in stage 3 was on identifying resources within the group, so that they could progress through stages 4 and 5 to completion of the task. This sequence would then be repeated when groups of six were formed for the second task. Stage 6, *termination*, occurred when the groups reassembled as a full class for the final summary and distribution of a synopsis. But at every stage the focus was upon the students and their responsibility for learning, not upon the teacher and his opportunity to instruct.

CONCLUSION

Self-direction and independent learning are important general objectives in any programme of medical education, but this does not imply that even the most vigorous proponents of this stance advocate anarchy, in which every student does what he wants to do, any more than it is tolerable for every faculty member to do only what he wants to do without regard for others. There is a place for lectures and drill, for student listening as well as faculty talking. But if individual learning is to be optimized, faculty members must be prepared to exploit the principles outlined here, whether they are working with a few or with many students. It is, of course, more difficult with large numbers, but the teacher who accepts the fundamental validity of the assumptions upon which such an approach is based will find ways to incorporate those principles wherever he teaches. Subgrouping a large class to allow smaller numbers to engage even briefly in an active process of learning may seem a waste of precious time — but only if the teacher's role is seen as information source rather than learning facilitator. To the extent that they encourage students to find in their peers some of the stimulus and guidance that in conventional instruction depend upon teachers alone, they create an ever-widening group that can continue to provide mutual support in the act of learning independently and outside the classroom. And that, of course, is where it must occur for the rest of a professional career.

ADDITIONAL READING

- Rogers, C. R. (1969) *Freedom to learn*, Columbus, Ohio, Merrill, ch. 8, p. 169.
- Harrison, R. & Hopkins, R. (1971) *The design of cross-cultural training: an alternate to the university model*. In: Kolb et al., ed., *Organizational psychology: a book of readings*, Englewood Cliffs, N.J., Prentice-Hall.
- Bradford, L. (1962) *The teaching-learning transaction*. In: Bennis et al., ed., *The planning of change*, New York, Holt, Rinehart & Winston

- Gardner, J. (1963) *Self-renewal: the individual and the innovative society*, New York, Harper & Row
- Miles, M. B. (1964) *On temporary systems*. In: Miles, M. B., ed., *Innovation in education*, New York, Columbia University Teachers' College
- Ward, B. (1966) *Development: the irreversible revolution*. In: van Zile Hyde, H., ed., *Manpower for the world's health*, Washington, D.C., Association of American Medical Colleges
- Cartwright, D. (1963) *Achieving change in people: some applications of group dynamics theory*. In: Charters, W. W. & Gage, N. L., ed., *Readings in the social psychology of education*, Boston, Mass., Allyn & Bacon
- Anderson, R. C. (1963) *Learning in discussions: a résumé of the authoritarian-democratic studies*. In: Charters, W. W. & Gage, N. L., ed., *Readings in the social psychology of education*, Boston, Mass., Allyn & Bacon
-

TEACHING LARGE GROUPS

George E. Miller¹

As higher education throughout the developed world has evolved from the privileged experience of a small elite to the reasonable expectation of a substantial segment of contemporary youth, a growing volume of complaints are heard about decline in quality of that experience as the number of students increases. Today, in developed and developing countries alike, those responsible for health professions education programmes are confronted with the problem that the social demand for trained professionals has dictated a substantial increase in student numbers in the absence of a proportionate expansion in what are believed to represent minimal resources of personnel and facilities. There is no faculty dissent from the demonstrable fact that large numbers of students can be processed through these educational programmes; their concern arises from the apparent impediment large numbers pose to producing graduates who have acquired not only the necessary body of information about health and disease but also the capacity to apply that information successfully in the management of the medical problems they must ultimately face, and the attitudes of personal responsibility for continuing their own self-education if the socially unacceptable alternative of professional obsolescence is to be avoided.

The issue is how to resolve the educational problem created by a discrepancy between large numbers of students and limited resources with which to train them. Rational analysis suggests three possible solutions:

1. *Reducing the number of students* is probably not a viable approach. It would be difficult to mount any convincing argument that large

¹ Director, Center for Educational Development, University of Illinois College of Medicine, Chicago, Ill, USA.

numbers decrease educational quality, for the limited evidence available suggests that class size is not the critical variable in the quality of individual learning.^{1,2} In addition there is still too much to be accomplished in improving man's health, too much faith that this cannot be done without a substantial increase in the number of practitioners, and too much prestige associated with the physician role, to expect that society will reverse a trend that has won such widespread support.

2. *Increasing the resources* seems an equally unproductive path to pursue. This does not imply that medical schools have all the resources they need or that faculties should relax their efforts to acquire more. But the economic fact is inescapable that medical education is already among the most expensive of university programmes and there are other important claims on that portion of the gross national product of any nation that can legitimately be assigned to education or to health. There will certainly be continuing discussion of the issue of funding but it is unrealistic to expect an early solution to the problem of numbers as a result of a substantial and widespread increase in resources.

3. *Using the available resources differently.* Since the major resource in any educational enterprise is the faculty, whose members are surely capable of learning how to use themselves differently, this approach would appear to have the greatest immediate and long-term potential utility. The areas of teaching staff change that might be most fruitfully explored are: (a) altered perception of the teaching role; (b) the employment of different instructional strategies and tactics; and (c) the development of new instructional skills.

THE TEACHER ROLE

Medical teachers have generally won teaching appointments only after long study and the achievement of recognition as biomedical scientists or medical practitioners. Under these circumstances it is understandable that so many teachers should see their principal function as that of sharing with students the knowledge they have acquired, the skills they have developed, and the wisdom they have won. The teacher role thus becomes one of telling and showing, and the student role that of listening and watching until the teacher's learning has been transmitted.

¹ US Government Printing Office (1960) *Effectiveness in teaching. New dimensions in higher education, No. 2*, Washington, D.C.

² Sanazaro, P. J. (1966) Class size in medical school. *J. med. Educ.*, 41, 1017.

Such a role may be appropriate in a static field where final (or at least semi-final) truth has been established and the student task is simply one of absorbing fixed patterns of behaviour. It is surely not appropriate in a rapidly developing field where "facts" are always changing, new professional skills are constantly emerging, and the student's task is that of learning how to weigh and judge both the new and the old throughout his professional career. Here the teacher's responsibility is not to transfer his knowledge to students but to join them in a never-ending search for knowledge. In some instances what he has learned may prove useful to them, in others their challenges may prove useful to him, but in either instance the exchange is in both directions, not merely one way from authority to apprentice.

Many teachers who are intellectually prepared to accept such a role find it difficult to translate into practice. If they are not to engage primarily in showing and telling, what are they to do? Three major tasks can be clearly identified:

1. *Helping students to define the objective of a learning experience.* Anyone who has tried to "assist" a neophyte to learn anything knows how frustrating the work can be for both parties. The teacher who loses patience or fails to understand the purpose of the effort may respond too quickly when students cry, "just tell me what to learn and I will learn it." Only as a teacher comes to accept as his primary role that of helping students to learn how to learn, rather than to learn what he knows, will the interaction become both fruitful and satisfying. Once a student clearly understands the educational objectives in terms of his own career goals, his learning will generally proceed at a pace that astonishes both himself and his instructor.

"People learn what they want to learn" is an old aphorism too often overlooked by teachers who forget that their most important function is that of helping students to discover a need to know (i.e., the objective) — and then getting out of their way.

2. *Helping students to identify the available learning resources.* Among these resources are certainly individual teachers, but if there is honest acceptance of the principle that all knowledge does not reside in one teacher—or one department—the students will be helped to discover and use the many others that can be found on all sides. The most generally available resources are the printed materials collected in libraries, now increasingly supplemented by a growing array of other learning aids such as audiotapes, slides, films, videotapes, and programmed devices.

The problem is really not one of availability (although in some parts of the world the supply of books and journals may be limited) but of

acceptance. Teachers who see their major teaching function as that of transmitting information often find it difficult to identify a source as accurate, as current, or as complete as their own knowledge, and thus are unable or unwilling even to recommend a textbook — unless they have written it. More consistent with the role highlighted here is the attitude of teachers who recognize the ever-changing nature of knowledge and are comfortable with having students learn things they may not personally accept — even things they may think wrong — provided that at the same time those students also learn how to make judgements and to defend with logic and reason the conclusions they have drawn. Such teachers will help students to see, appreciate, and use the infinitely varied learning resources a medical school provides, not merely the faculty member who stands before them.

3. *Providing students with non-judgemental feedback* on the extent to which they are achieving the learning objectives that have been agreed upon. The keyword in this phrase is “non-judgemental.” To be sure, it is essential for quality control of education to make a judgement at some point of the extent of the individual student’s learning, but the best evidence now available suggests that any student who has the intellectual ability required for admission to medical school is able to master its programme of study if given appropriate guidance and adequate time. The most important guidance function a teacher can fulfil is that of regular and systematic determination *with* each student of progress towards educational goals—a joint appraisal of what has been learned and what has yet to be learned, so that subsequent study can be directed towards filling the remaining gaps rather than further refining what has already been achieved. If such periodic, non-judgemental feedback is accomplished effectively, a student can face the ultimate judgemental assessment confident that he is able to meet the minimum performance requirements.

Assumption of the teaching role described here and employment of the instructional strategies enumerated may demand a fundamental change in the attitudes of many teachers. Not least, there must be a willingness to accept students as responsible individuals who are able to learn independently and who need support more than instruction.

NEW INSTRUCTIONAL TACTICS

It is almost inevitable that, when encountered for the first time, the views set forth above will be interpreted as an attack on the lecture

method of instruction. The removal of emphasis from "teaching" (in the sense of telling) and the placing of emphasis upon individual and independent learning certainly suggest such a conclusion. But it is important to draw a sharp distinction between the lecture *method* of instruction, and the lecture *system* of education. It is the latter, not the former, that must be discarded if the broad educational goals set forth in the opening paragraphs are to be achieved. A teacher who abandons the role of primary information source and accepts the role of learning facilitator may still use lectures but will use them sparingly and in a manner that serves goals more general than the transfer of information.

At the same time it must be acknowledged that in some parts of the world printed or audiovisual instructional materials in the native tongue of most students are virtually nonexistent. Here the alternatives seem to be: (a) the use of lectures or (b) the provision of printed information in a second language. Since books are often beyond the means of individual students the lecture system may thus by default become the dominant instructional mode, but such a system is attended by very serious hazards. Quite apart from the dependent learning habits that it encourages, anyone who has read carefully the literature on lectures will be appalled by the inaccuracies that occur as the lecturer's notes become the student's notes and by the serious limitation on information absorption that occurs after a relatively short time (15–30 minutes). Under these circumstances it is probably wiser for teachers to record their words for transcription in the native tongue or for playback by individual students or groups. This will at least introduce some measure of flexibility into the programme and an opportunity to use for other instructional purposes in later years the time that might be invested in repeating the same lectures. Despite the feeling teachers often have that lectures must be updated each year, the fundamental concepts to which such instruction for medical students should be addressed rarely change so rapidly.

But whether lectures are used as the principal method of instruction or merely as one element of a more varied instructional programme, the method can probably be used far more effectively than it is in most classrooms today. A change in dominant lecture style is especially important when the student body is large and opportunities for individual encounters with teachers are limited. A skilful lecturer can convey even to an audience of 500 some sense of personal interaction if he will avoid the impulse to tell all he knows, interrupt his discourse with concrete and relevant illustrations, and challenge his audience periodically to apply what has gone before or anticipate what is to come. The details of how to modify and improve lectures have been

described elsewhere¹; the purpose here is merely to remind readers that even this most widely used instructional method can be employed to serve more general objectives that are particularly significant if the problems associated with large classes are to be met successfully.

There are other methodological tactics that require no additional resources, merely a willingness to accept the new role already outlined. A simple illustration is the distribution of a clear and concise statement of learning objectives for a programme or course before instruction begins. Such a statement must be more meaningful than, for example, "to appreciate the importance of tranquillizers in the treatment of emotional disturbances". It must be couched in terms of what a student must do to ensure that both he and his teachers know that he has gained such appreciation. The methods of deriving and stating educational objectives have also been dealt with elsewhere²; it is the use to which they are put as instructional tools that is of concern here. Too often students are placed in the uncomfortable and frustrating position of having to guess the objective of an educational offering and waste untold energy in trying to anticipate what a teacher really wants them to learn (not to mention for what purpose). When the objective is both specified and shared in advance many students find ways to accomplish that learning in a manner more closely matched to a personal learning style than the faculty-designed method, and often in significantly less time. In the case of large groups, making such provision for individual differences is particularly important.

If it is also possible to provide a wide array of aids to independent study, so much the better. First among these are printed materials, available in such rich variety in so many parts of the world. More sophisticated instructional technology such as single concept films, audio-cassettes, programmed instructional devices, and simulations may have greater appeal but what is important is not the device itself but how that tool is used. Too often these aids to learning are regarded as add-ons, mere supplements to the conventional source of wisdom, the "teacher". If a new sense of personal responsibility for individual learning is ever to be achieved by health professions students, these instruments must be integral elements of a flexible and individualized programme, not merely extras to be enjoyed if time permits.

Among the most readily available, yet least used, aids to such an educational enterprise are the students themselves as teachers. Staff

¹ Bughman, E. (1973) *The lecture method of instruction*. In: *Development of educational programmes for the health professions*, Geneva, World Health Organization (*Public Health Papers*, No. 52) p. 52.

² Miller, G.E. (1973) *Educational objectives*. In: *Development of educational programmes for the health professions*, Geneva, World Health Organization (*Public Health Papers*, No. 52), p. 26.

may not be prepared to acknowledge it, but the evidence is persuasive that a substantial amount of the most persistent learning that occurs in any educational programme results from peer interaction. Rather than allow this to take place in unplanned and random fashion, teachers who are willing to accept the primary role of guide might harness this vast potential to serve defined educational objectives. Encouraging the more advanced students to help the less advanced, the more senior to tutor the more junior, not only multiplies the instructional resources of an institution but also provides those who teach with an unparalleled opportunity to further their own learning. A fifth-year medical student may not be able to provide for a second-year student the depth of instruction in biochemistry that a biochemist would offer, but the communication is more likely to match the learning readiness of the novice. It will at the same time crystallize his own understanding of the topic, for in the most successful teaching/learning exchange the teacher profits quite as much as the taught. Such factors should encourage the utilization of students as teachers in any setting; where classes are large, the further advantage of reducing the size of learning groups, through increasing the number of teachers, is also achieved.

While peers may provide the most readily accessible pool of additional teaching talent there are others, rarely used, from whom health professionals can also learn: the practitioners of these professions. So long as the teaching role is regarded principally as that of information source it is understandable that academics at the frontiers of a discipline are reluctant to entrust students to practitioners who are not always "up to date." But if the teacher becomes a guide, one who helps a student to identify what he needs to learn and who provides opportunities through which that learning can occur, then practitioners can become important contributors to this effort. What they have to offer may also be considerably closer to the career for which most students are preparing than the contributions of academic specialists, who now play the dominant role in most programmes of medical education.

Finally, if such non-traditional activities are to further the most effective learning and the most efficient use of learning resources there must be some ongoing mechanism for students and faculty to assure themselves that learning is being accomplished. It is here that the diagnostic examination fulfils such an important function. Students everywhere have been conditioned to perceive examinations as a threat to their academic survival, and unfortunately too many teachers still use examinations in a manner that justifies such a conclusion. It may take time, and will certainly require that teachers behave more in keeping with the role of facilitator rather than judge, but with these provisos there is no reason to doubt that students can be brought to

the point of seeking out diagnostic examinations to help them define more precisely both what they have learned and what they have yet to master. The mechanisms for implementing such a programme have been dealt with at length elsewhere¹ and need not be repeated here. But it may be important to emphasize that accomplishing the aim of increasing individualization of learning opportunities for large classes is unlikely unless there is some provision for regular, personal, non-judgemental feedback of learning achievements and remaining deficiencies.

NEW SKILLS

Even teachers who are persuaded that they must accept a new role and are willing to try new instructional methods will probably discover that their preparation has not provided the necessary skills for conducting educational programmes so different from those they have known. In fact, there is little hope that what has been outlined here can be achieved unless teachers are willing to develop new pedagogic skills and further refine some they may already have acquired (e.g., developing greater proficiency in delivering lectures).

Among the most vital is the skill of educational planning. It is probably no exaggeration to say that most medical teachers now develop an educational plan on the basis of subject-matter content. Either through personal experience with the field in which they are expert or through the guidance provided by standard textbooks, they decide what must be taught, and in what sequence. But the goal of education is learning, not teaching; and the distinction is more than semantic: learning implies a change in behaviour, not merely exposure to instruction. Thus educational planning must begin with clear delineation of what students should be able to *do* at the conclusion of a course of study, after which the knowledge they need can be more rationally defined. Since the primary purpose of health professions education is to produce practitioners who are able to promote the health of society, this definition will relate directly to the health of the community they are to serve. The derivation and specification of objectives, and the mechanism for their incorporation into educational programmes, has also been described elsewhere^{2, 3}; it is to these descriptions that teachers

¹McGuire, C.H. (1973) *Diagnostic examinations in medical education. In: Development of educational programmes for the health professions*, Geneva, World Health Organization (Public Health Papers, No. 52), p. 59.

²Miller, G.E. (1973) *Educational objectives. In: Development of educational programmes for the health professions*, Geneva, World Health Organization (Public Health Papers, No. 52), p. 26.

³Pochyly, D.F. (1973) *Educational programme planning. In: Development of educational programmes for the health professions*, Geneva, World Health Organization (Public Health Papers, No. 52), p. 17.

ready to acquire new skills for dealing with large classes may wish to turn for further guidance.

Obviously, if individualized instruction is to be made available to a large body of students it will be necessary to produce or to select many new aids to learning. The means of accomplishing these goals have also been described.¹ It is important to insert a cautionary reminder here. The purpose is not merely to develop new materials that exploit the mechanical potential of a growing array of simple and complex devices, it is to facilitate learning. Tools have no value in and of themselves. If they are misused their potential to impede learning may be realized. Thus in this arena the skill that teachers must acquire is not only one of *developing* suitable materials to aid learning, but also of *using* them appropriately as an integral element of a total learning system.

Most important, however, may be the ability to provide individual students with the encouragement, guidance, and support they need in order to learn most successfully. Although such skills are important in any educational environment they become critical elements in a programme that must accommodate large numbers of students and where the opportunities for individual or small-group exchanges between teacher and student are so limited that each encounter must be maximally effective.

The techniques for organizing and moderating small-group discussion have already been dealt with.² Rather than repeat here what has been said more fully there, only three items will be mentioned that seem to be central to the dialogue which, to facilitate learning, must encourage students to disclose their ignorance, assist them to discover a need to know new things, and acknowledge the achievements that they demonstrate. In order to accomplish this a teacher must develop a high level of skill in questioning thoughtfully, listening perceptively, and responding supportively.

It may seem strange that the first of these skills is questioning, since quizzing is already extensively used in educational programmes for the health professions. It is important, however, to focus upon the difference between *interrogation*, which is certainly widespread, and *inquiring*, which is far less commonly practised. One takes the form of a catechism, where question and answer match a predetermined pattern and substance; the other takes the form of exploration, in which question and answer are the beginning of a search, not its end. In the former a teacher sets the questions and the student is expected to

¹ Penta, F.B. & Telder, T.V. (1973) *Audiovisual aids to learning*. In: *Development of educational programmes for the health professions*, Geneva, World Health Organization (Public Health Papers, No. 52), p. 40.

² See p. 46.

provide correct responses, while in the latter a teacher may set the stage for questions but does not set the limits. The interrogator is interested primarily in assessing the knowledge a student has acquired; the inquirer is more concerned with identifying how he can be helpful in furthering a student's learning. Where the former, following a specific reading assignment on perforated peptic ulcer, might ask "What are the signs and symptoms of...?", the latter would ask "What still puzzles you about...?". The interrogator seeks facts, the inquirer looks for reasons.

The second critical element is the skill of listening. It must be surprising to any objective analyst of formal education to discover how completely the process is dominated by teachers talking, as though listening were equivalent to learning. Communication is the keystone upon which the educational arch is built, but to be effective the flow must be in two directions. This requires teachers not only to be quiet at more than infrequent intervals but also, by thoughtful listening and inquiring response, to encourage students to question and challenge as fully as they are being questioned and challenged. The skilful listener is also sensitive to messages communicated by more than words—to the non-verbal expressions that may signal anxiety, hostility, lack of interest, or preoccupation with other things—and will use these data, as well as the words, in fashioning a response. Students may prefer to avoid what is not verbalized, but the purpose of the interaction is not to do what they want but to do what is necessary to facilitate their learning.

The supportive skill thus comes into focus. Support is provided by encouragement and approbation, which should be given sincerely and as often as is justified. But support is also provided by revelation and critique offered with kindness and without judgement. Few students want their deficiencies highlighted and it is particularly regrettable that few faculty members are skilled in accomplishing this necessary task in a manner that is perceived as helpful rather than censorious. To provide critique without conveying negative criticism is the goal, for the one fosters further learning while the other merely arouses a defence reaction. Until a teacher acquires this skill his effectiveness in the role of educational counsellor and guide will always be limited.

CONCLUSION

The problem of large class size, which is encountered in so many medical schools in both developed and developing countries, is unlikely to vanish in the foreseeable future and the associated educational

problems are unlikely to be resolved by the massive infusion of new resources. The most realistic approach to the question seems to be that of using differently the resources now available, and particularly the most critical of these—the teacher.

While this paper has drawn attention to a different role, alternative educational strategies, and refined pedagogic skills that individual teachers can employ to increase their effectiveness in dealing with large numbers of students in a more individualized manner, no concrete proposal for altering curriculum organization has been made, since structure seems less important than the process by which learning is

FACULTY MAN-HOURS REQUIRED FOR A 20-WEEK BASIC SCIENCE COURSE FOR 300 STUDENTS

	Conventional organization		Non-traditional organization	
	Senior staff	Assistants	Senior staff	Assistants
Lecture (full class) delivery	100		20	
preparation	200		40	
Laboratory ^a delivery	80	320		50
preparation	40	160	20	100
Independent study ^b (identification and preparation of materials)			80	190
Individual conference ^c (office hours)			100	200
Small-group work ^d (30 per group)			100	
Total man - hours	420	480	360	540
	900		900	

^a Laboratory—4 hours per week, 5 laboratory groups in a conventional programme. Laboratory available at scheduled hours for students' use, staffed by assistants only in non-traditional organization.

^b Time necessary to identify or prepare texts, articles, or self-testing devices for students to use independently at home, in the library, in the laboratory, or in the classroom.

^c Provision for each student to have two 30-minute individual conferences during the 20-week course.

^d Provision for one-hour small-group conference every other week for each group of 30 students.

facilitated.¹ But structure can impede that process and the accompanying table offers an illustration of how a specific lecture/laboratory programme for 300 students might be modified to achieve the goal of greater individualization without any change in the amount of faculty time devoted to the educational tasks. There is ample evidence to support the view that such practices are effective.² The question of whether teachers are willing to adopt them cannot be answered with a comparable degree of confidence. Unless they do, however, it is unlikely that the educational problems of teaching large groups will ever be solved.

¹ Rodin, A.E. & Levine, H.G. (1973) *J. med. Educ.*, 48, 349.

² Postlethwaite, S.N. (1965) *Plant science: a workbook with an audio program approach*, Minneapolis, Burgess.

THE EVALUATION OF TEACHERS AND TEACHING EFFECTIVENESS

Christine H. McGuire¹

Fundamentally, the goals of education are not unlike the goals of therapy, i.e., to facilitate optimum functioning of the organism. Hence the methodology for evaluating teachers and teaching is, in essence, analogous to that employed in evaluating any other therapeutic agent, and the pitfalls of research in this area parallel those in any field of clinical research.

A DESCRIPTION OF CURRENT APPROACHES

The three approaches to the evaluation of teachers and teaching that are currently most widely employed and that appear to hold the greatest promise can be distinguished in terms of the primary object towards which assessment efforts are directed: *perceptions, process, and product*. As shown in Table 1, each approach has its analogue in clinical research and, like the latter, its characteristic data type and source. The methods of collecting these data, their interpretation, and their limitations are outlined below. In this brief synopsis, discussion is limited to a definition of the approach and the identification of the question or questions each is designed to answer.

Assessment of learner perceptions

Although the oldest, this approach is still widely used and very commonly misused. It is designed to answer the question: "How did students feel about the quality of the teacher, the teaching, and the programme?" Formal or informal student reactions and/or ratings

¹ Associate Director, Center for Educational Development, University of Illinois College of Medicine, Chicago, Ill., USA.

TABLE 1. APPROACHES TO EVALUATION OF
TEACHERS AND TEACHING

Approach	Data source	Clinical equivalent
Assessment of perceptions	Reports of student reactions	Evaluation of patient's subjective feelings
Assessment of process	Observations of student-teacher interaction	Evaluation of therapeutic rationale on pathophysiological principles
Assessment of product, outcome, or effect	Tests of student performance	Evaluation of therapeutic efficacy

constitute the data for answering the question. Typically, these data are collected by interview and/or questionnaire that may range from highly structured to completely open-ended inquiries. These may be couched in a form that invites the student to comment directly on his reactions, or in a form that induces him to respond to a series of indirect probes in a manner that reveals reactions about which he would be less able or less willing to be candid.

Assessment of process

In contrast to the assessment of perceptions, which deliberately seeks *opinions about the merits* of various elements in the instructional programme, process assessment is designed to determine *what actually occurred* in the encounter between teacher and learner. The basic question that it attempts to answer is: "What was the nature and quality of the setting and of the communication (interaction) between student and teacher?"

The information needed to answer that question is simple descriptive data obtained from systematic, impartial, skilled observation of the teacher and the learner in the instructional situation. Since, however, there is an unmanageably large number of attributes of the learning situation (ranging from the temperature of the room to the "heat" of the student-teacher exchange) on which observations could be made, it is necessary to select those characteristics likely to be most important in facilitating or inhibiting achievement of the desired outcomes. This decision is, at least implicitly, based on a theory of learning; and thus the observations made are, in fact, designed to answer the question: "To what extent does the teacher create an environment in which the actual conditions for learning are congruent with those that a selected theory of learning asserts as optimal?"

Assessment of product

Whether a recommended set of conditions for learning is, in fact, optimal can be determined only by examining their consequences. It is to this issue that the assessment of educational product or outcome is addressed. All product assessment is designed to answer the question: "To what extent is the educational agent effective in accomplishing the educational goals?" If it is true that teaching is undertaken mainly for the purpose of producing student learning, it follows that teacher effectiveness must ultimately be assayed in terms of the extent to which this intended outcome is achieved, and teacher efficiency judged only after the costs are documented and charged against the changes in student knowledge, judgement, skills, habits, and attitudes that are realized.

Two types of data are therefore indispensable in answering the question posed in this approach: those derived from comprehensive measures of relevant aspects of student performance, and those obtained from careful cost accounting of teacher and student time expended, other resources consumed, and undesired side effects induced in the educational programme.

THE METHODOLOGY OF CURRENT APPROACHES

Assessment of perceptions

The basic data on student satisfaction are variously obtained: some institutions employ a standard *rating form* in which students evaluate an instructor or a course, ranking each in relation to others he has known; other institutions use a more detailed *questionnaire* designed to elicit candid reactions to multiple elements (e.g., a particular lecture, the required text, tutorial hours, etc.) of the instructional situation. With respect to each, students may be asked to indicate what they liked or disliked and the intensity of that feeling, what was found valuable or useless, what experiences they would prefer to have expanded or reduced, and the like. Both rating forms and questionnaires are often combined with a third type of student reaction form designed to probe specific feelings that actions of the instructor have evoked. In general, such questions (illustrated in Fig. 1) are selected on the basis of contemporary learning theory and represent those aspects of the student-teacher relationship thought to influence the efficiency and effectiveness of learning.

Data collected from the ratings, questionnaires, and other reaction forms are summarized to show general tendencies in student evaluations.

FIG. 1. EXCERPTS FROM A STUDENT REACTION FORM

- Did you feel free to challenge the instructor when you thought something he said was incorrect? Yes No
- Did you feel free to ask the instructor a question about something you did not understand? Yes . . . No . . .
- How often were you stimulated to think about additional applications of concepts and principles the instructor was discussing? Practically always Occasionally . . . Rarely Never
- Did you find that the instructor was sufficiently flexible in modifying his plans to suit your needs? Yes No

When possible, responses are correlated with intellectual and personality characteristics so as to enhance their usefulness in faculty efforts to individualize instruction.

Process assessment

Broadly speaking, two quite different rationales and associated methodologies characterize most forms of process assessment: (1) analysis of the conditions for learning samples the elements that characterize the total learning situation; (2) interaction analysis focuses only on those elements (primarily verbal) that characterize teacher behaviour and/or student-teacher interaction.

An *analysis of the conditions of learning* begins by identifying as concretely as possible the outcomes sought in a particular instructional situation — a course, a lecture, a seminar, a laboratory, ward rounds, and the like. For example, the general outcome of “developing skill in physical examination of the patient” could, if specified by a detailed

FIG. 2. SELECTED PRINCIPLES OF LEARNING RELEVANT TO THE LEARNING OF A SKILL

- Learning tends to be more efficient when the objectives are clearly understood by the learner.
- Learning of a skill is facilitated by frequent, brief practice periods spaced over an extended time period.
- Prompt, specific feedback that enables the learner to identify errors in his performance facilitates the learning of a skill.
- Prompt, specific feedback that reinforces correct elements of a performance facilitates learning.

definition of the components of that skill, be used as the starting point. Once the desired outcome has been determined, the next step must be to identify the learning principles that apply most directly to the specified learning goal. For the illustration given above, the principles stated in Fig. 2 would be among those isolated for consideration. Using such principles as a frame of reference, an evaluator then proceeds to construct a highly structured questionnaire, interview, or observation form that will yield objective, descriptive data about the extent to which the specified conditions are met in the actual situation. An excerpt from such a form, developed for the illustration cited above, is shown in Fig. 3. Note that, with minor changes, the questions listed there could be employed as a checklist by an observer, as an interview schedule by a trained interviewer, or as a structured questionnaire for direct distribution to students. In whatever mode they are employed, the two essential elements are: (1) that each question be derived from a

FIG. 3. EXCERPT FROM A FORM DESIGNED TO ASSESS THE CONDITIONS FOR LEARNING A SPECIFIC SKILL

Were the objectives of the course (the instructional unit, the instructional exercise) explained to the students?

What is the evidence that these objectives were actually understood by the students?

How much opportunity did the students have to practise each manoeuvre involved in the physical examination of the patient? How frequently were these practice periods scheduled? When (in relation to the relevant didactic material) were they scheduled? How long was each practice period? Were variable opportunities provided to students in accordance with individual differences in proficiency?

How often did the instructor actually observe the student examining a patient?

Did the instructor provide any feedback to the student on the accuracy of his findings? If yes, when was the feedback provided? In what form was it provided?

Did the instructor provide any feedback to the student regarding his technical skill in eliciting these findings? If yes, when was this feedback provided? In what form was it provided?

principle of learning that is relevant to the educational outcomes sought; and (2) that each question be formulated in a manner that will yield objective, descriptive information, not opinions or preferences.

Finally, it should be noted that, since communication of some kind is inherent in any instructional situation, assessment of the conditions for

learning will also include at least a few generally applicable questions that yield data about the basic characteristics of the communication. This evidence would be derived from such questions as, for example: "Could the speaker be heard by all parties to the communication?"; "Did he use terms that were understandable to his listeners?"; "When introducing a new term did he define it?"; "Were abstract concepts illustrated with concrete examples?"; "Conversely, were specific bits of illustrated with concrete examples?"; "Conversely, were specific items of information and data related to a general frame of reference?"; "What variety of media was used to supplement the spoken word?"; Responses to questions such as these yield the necessary data for determining whether the most elementary requirements of the communication process have been met, and thus whether there is some probability that communication has occurred.

In contrast with the approach described above, the various forms of *interaction analysis* focus exclusively on the nature of the communication process. This is accomplished through detailed, systematic analysis of the behaviour (predominantly verbal) of teacher and/or students. Originally developed for use in a formal classroom situation, most forms of interaction analysis are also useful in other instructional settings. Some adherents of this technique (e.g., D. G. Ryans, B. O. Smith¹) focus attention primarily on teacher behaviour; others (e.g. R. F. Bales, N. A. Flanders and E. J. Amidon²) use the method to examine the quantity and quality of interaction between teachers and students.

Irrespective of the precise emphasis, the general methodology is similar for most variants of this approach. Specifically, observers are trained to record at specified intervals (e.g., every 3 seconds), on a form (such as that shown in Fig. 4), the nature of the verbal behaviour then occurring. These recordings are made for predefined periods (e.g., 10–15 minutes) and the periods are selected to sample different points (e.g., the beginning, middle, and end) during an instructional session or during several sessions extending over a school term. The recordings are then summarized and analysed in terms of such variables as percentage of teacher talk as compared with students talk, percentage of teacher talk in each behavioural category, percentage of student talk in each category, characteristic sequences of teacher—student behaviour, and the like.

Certain proponents of this approach define the variables to be observed in strictly behavioural terms (as in Fig. 5) in a manner that requires the observer to make only minimal interpretation. Others, in

¹ Pi Lambda Theta (1967) *The evaluation of teaching*, Washington, D.C., Banta.

² Amidon, E. J. & Hough, J. B. (1967) *Interaction analysis: theory, research and application*, Reading, Mass., Addison-Wesley.

FIG. 4. EXCERPT FROM A FORM FOR RECORDING
STUDENT - TEACHER INTERACTION

INSTRUCTIONS	Using the symbols shown below, make a notation every three (3) seconds for ten (10) consecutive minutes to indicate the nature of the behaviour occurring at each three-second interval.
LEGEND	Teacher behaviour: 1 = asks a question 2 = gives instructions 3 = provides information 4 = reflects student comment 5 = etc. Student behaviour: 6 = asks a question 7 = answers a question 8 = provides information 9 = etc. Other: 10 = silence 11 = etc.
Date:	Hour: Class:
Instructor:	Observer:
First recording-time :

an attempt to get at more dynamic elements in the interaction and to identify potentially facilitative and inhibitory roles played by each participant, include such terms as "clarifies", "summarizes", "obstructs", "expresses hostility", and "challenges" in the list of behaviours that the observer is to record. Inclusion of such terms requires more interpretation of the observed phenomena, introduces greater subjectivity into the observations, and imposes the need for more extended training of observers, in order to achieve acceptable levels of inter-observer reliability. However, irrespective of the specific categories of teacher and/or student behaviour selected for recording, this approach is explicitly limited to observation of the interaction process *per se*; no attempt is made to relate that process to objectives or to outcomes, either directly or indirectly through general learning theory.

Product assessment

In contrast, product assessment in its pure form is concerned exclusively with *objectives* (product sought) and *outcome* (product realized), and thus requires that the goals of the educational programme be clearly specified, that they be defined in terms of behavioural changes to be brought about in the learner, that test situations be designed to sample these behaviours, and that these test situations be administered to the learner to determine whether he is able to perform in the desired manner and at the prescribed level of competence.

The techniques used to assess performance range from conventional tests of information, through sophisticated simulations of clinical problems, to long-term, systematic observations of the learner in varied professional settings. These techniques, extensively described elsewhere,¹ do not differ in kind from those regularly employed to certify student competence. Only their scheduling and the method of summarizing their results need be modified when performance tests are administered to students for purposes of teacher, rather than student, evaluation. Since in the former case the emphasis is on the *change* brought about in the behaviour of the learner, it is necessary to administer the same or comparable tests at the beginning and again at the end of the instructional period under scrutiny. Further, if long-term effects are included in the objectives of the programme, a complete evaluation requires follow-up data regarding subsequent performance of the learners.

Just as the timing of any assessment is determined by the purpose for which it is made, so must the method of summarizing the data be dictated by the purpose for which they are collected. In certifying student competence it is adequate to report merely whether the student does or does not meet the required performance standards. For programme evaluation it is also important to know how many students do or do not meet each of these standards. Indeed, if large groups persistently fail to meet any of them this is a clear sign that something is wrong somewhere — in the teaching, the students, the test, or the standards. However, for purposes of evaluating teaching such a summary is insufficient.

To serve this purpose the performance data must be presented in a manner that helps to answer the following questions: (1) How much *gain* was made by the total and by relevant subgroups of students?; (2) What are the characteristics of the students who appear to gain

¹ See Charvat, J. et al. (1968) *A review of the nature and uses of examinations in medical education*, Geneva, World Health Organization (*Public Health Papers*, No. 36).

most (or least) from the current instructional programme?; (3) What are the *specific areas* (e.g., concepts, skills, professional demeanour) of greatest and of least gain?; (4) What *specific* misconceptions (or other forms of inadequacy) are still relatively common among students at the end of the instructional programme?

Clearly, conventional student performance reports showing the distribution of scores at different points in time yield very little evidence that is useful in answering such questions. Only detailed item analyses of the results of each administration of the performance tests will suffice. Such analyses can be designed to report the number of students in each group and each relevant subgroup who give each possible response and who make each type of error, and the changes over time in this performance pattern. Such information is particularly valuable when supplemented by various item statistics that report the correlations between each response and appropriate criterion variables, and between each response and relevant student characteristics and/or programme or instructional variables. Techniques of summarizing performance data in this manner are explained in standard texts on test analysis.

No product evaluation is complete without *cost analysis*, particularly since evidence is mounting that, given adequate time, personal instruction, and self-instructional resources, virtually all students of normal intelligence and emotional stability can master almost any element among the objectives of higher education. The issue therefore becomes an economic one of determining whom a country can afford to educate and at what level of mastery, i.e., at what cost in resources. Given the enormous attention currently devoted to the economics of health care delivery, it is astonishing how little consideration is being given to the economic issues of health professional education. Most presently available data are deficient on two counts: (1) they are chiefly retrospective; and (2) the data categories are defined in such gross terms that it is usually impossible to allocate costs along genuinely functional lines.

In order to evaluate teaching and teachers in cost-benefit terms, a detailed recording of the amounts of all resources that go into any instructional effort is urgently needed. If we are to avoid the notorious unreliability of retrospective data, this implies investigating representative samples of students and faculty to determine how much of their time is actually devoted to some kind of instructional activity, the exact nature of that activity, and the way in which the quantity and distribution of such activities change with different instructional methodologies. It also suggests the importance of costing out other elements in the instructional situation, such as, for example, the additional laboratory and hospital costs where patients are used as "teaching material". At

present the only usable data tend to be those concerned with the direct money costs attributable to the construction and maintenance of specialized facilities (e.g., lecture halls, student laboratories) and materials (educational films, slides, self-instructional programmes).

In the absence of hard facts, it is difficult to escape the suspicion that, because their costs are hidden, we continue to cling to traditional methods that are not only ineffectual but may also be inexcusably uneconomic, for they rely on the most costly resources of all—professional time and patient disability.

USES AND LIMITATIONS OF CURRENT APPROACHES

Since, if properly interpreted, *some* data are usually better than *no* data, it could be argued that the primary limitation of all current approaches lies in their inadequate usage. However, each one also has certain additional shortcomings that must be assessed if serious errors in interpretation are to be minimized.

Assessment of perceptions — the fallacy that truth is in the eyes of the beholder

Clearly, when perceptions are used as the primary data for evaluating teachers or teaching, there is always the danger that student reactions will be interpreted as if they were statements of *facts*, rather than highly subjective, individual, and variable *opinions*. Thus, when a student says: "The programme was very valuable; I learned a great deal," there is a natural tendency to believe this to be so. Unfortunately, there is no evidence to support the view that enjoyment, satisfaction, hard work, or any other reported "positive" reaction is necessarily correlated with learning. On the other hand, there is also no evidence to support the view that something distasteful (either medical or educational) is necessarily "good" for the recipient. Nonetheless, *provided* the data are properly interpreted as simple statements of consumer satisfactions and dissatisfactions, the assessment of teaching through student perceptions can (1) assist in the diagnosis of some causes of inadequate achievement; and (2) contribute to the identification and creation of conditions that will enhance motivational and other affective responses that facilitate learning.

Assessment of process — the fallacy that fads and fetishes produce results

The history of therapeutics is replete with examples of interventions

earnestly advocated and consistently employed by one generation of physicians, only to be proved useless or even harmful by a subsequent generation. Widespread adoption of the current "treatment of choice", in the absence of supportive data about its relative efficacy, epitomizes the pitfalls of a preoccupation with process assessment, independent of product assessment. For, like therapeutics, education is a victim of process fads.

While educational science has been successful in demonstrating that teachers are intolerably costly and inexcusably inefficient purveyors of information, or dictators of concepts more accurately recorded in readily available literature, it has unfortunately not been so successful in defining the teacher's role positively. Repeated experimental studies of the relative effectiveness of varied instructional methodologies — lecture, discussion, programmed instruction — have produced conflicting evidence and inconclusive results. It may have been naive to expect any definitive outcome from experiments that, on reflection, appear to represent a simplistic search for an educational panacea — a pursuit no less futile than the quest for an all-purpose, miracle drug.

In rejecting the role of lecturer and accepting the view that mature students are responsible for their own learning, however, some teachers have gone through what can only be described as an "identity crisis". In this anxious state many have abdicated all responsibility for defining objectives, planning the educational programmes, creating appropriately stimulating conditions and adequately varied resources, setting standards of student performance, and gathering the requisite data for ensuring that students meet those standards. Regrettably, there has been little evidence that adherents of the newer and more sophisticated forms of process assessment have attempted to solve this identity crisis by utilizing their potentially powerful tools in systematic studies of the relation between teacher behaviour and student achievement.

Until the basic connexions between process and product are established, the utility of process assessment must remain limited to research, training, and diagnostic applications. As a research tool, process analysis opens up the opportunity of determining the relative effectiveness of alternative elements in teaching strategies; as a training tool it enables the teacher to hold a mirror to his performance and to determine the extent to which his actual conduct was a true reflection of his intended strategy; as a diagnostic tool, process assessment, when used in conjunction with product assessment, yields data that may be of value in suggesting alternative hypotheses to explain actual outcomes that fall short of intended outcomes. At this stage of educational development, process assessment *cannot* be used in direct evaluation of teachers and teaching effectiveness; it can best be used only in

conjunction with other methods to assist teachers in improving their performance.

Product assessment—the fallacy of confusing concurrence with causality

Although product assessment furnishes the only data that are directly relevant in the ultimate evaluation of teaching effectiveness, it also presents the greatest difficulties in fundamental study design, for four reasons: (1) all the factors that normally confound any research on human subjects are present in all studies of educational outcome; (2) the study population is never randomly selected and its small size and lack of comparability with other populations undergoing alternative educational treatments make generalization hazardous, even when conventional statistical safeguards have been applied; (3) the teaching being evaluated usually constitutes such a small proportion of the total educational influences operating on the student subjects that it becomes almost impossible to establish plausible causal linkages; and (4) the usual controlled experiment (even less, the double blind) design is rarely feasible and almost never suitable. Indeed, Glaser asserts that the tyranny of the controlled experiment has probably done more to retard educational progress than any other single influence. He bases this conclusion on the observation that the only issues that can be studied by this method are so trivial that they are hardly worth the effort, that the findings are available only at a point in time when they are useless for decision-making, and that the requirements of the design are such that the conditions to which the findings apply can rarely be duplicated.

In addition to these inherent limitations, product assessment imposes one additional hardship on the conscientious evaluator: the necessity of estimating *all* elements of the product that are relevant to a particular instructional programme. Addressing a very limited range of objectives (e.g., increase in factual knowledge) continues to be one of the most common failings of studies utilizing this approach.

Given such severe limitations, it may appear that product assessment is of little practical utility. However, at the same time, it is the one indispensable approach to the evaluation of teaching. This apparent paradox is readily explained: although it may be impossible to establish by this method that a given strategy is responsible for success, it is the only method by which failure to achieve the goals of teaching can be documented and the warning clearly sounded that “something is wrong”. Other approaches can then be employed in the effort to identify and remedy the deficiency.

CONCLUSION

Dissonance between the results yielded in the assessment of product and those obtained from the assessment of process and perceptions is sufficiently common to impose the necessity of collecting a variety of types of data as a basis for making inescapable decisions about the effectiveness of teaching. Three approaches to the evaluation of teaching have therefore been described as sources of the required data. The methodology of each has been presented, together with a discussion of its utility and its characteristic limitations. In the light of these limitations a combination of all three approaches is recommended as indispensable.

ADDITIONAL READING

Amidon, E. J. & Hough, J. B. (1967) *Interaction analysis: theory, research and application*, Reading, Mass., Addison-Wesley

This book of readings with chapters by leading authorities describes in detail the philosophy, rationale, and methods of conducting, summarizing, analysing, and interpreting the most widely used forms of interaction analysis.

Pi Lambda Theta (1967) *The evaluation of teaching*, Washington, D.C., Banta
A compendium of chapters by authors who advocate different approaches to the evaluation of teaching. The chapter by McGuire will be found useful as a review of the total scope of the problem; the chapters by D. G. Ryans and B. O. Smith elaborate their respective approaches to the study of teacher behaviour as discussed in this paper.

Charvat, J. et al. (1968) *A review of the nature and uses of examinations in medical education*, Geneva, World Health Organization (*Public Health Papers*, No. 36)

Chapter 4 provides a succinct summary of new techniques for product assessment and a description of certain approaches to process assessment other than interaction analysis.

Gage, N. L., ed. (1963) *Handbook of research on teaching: a project of the American Educational Research Association*, Chicago, Rand McNally

Only for the reader who desires a comprehensive, sophisticated discussion of the merits and limitations of alternative research designs. That reader will find this volume an extraordinarily valuable resource in suggesting alternative solutions to the problems of research design in this area.

MICROTEACHING FOR TEACHER TRAINING

Richard P. Foley¹

In response to student dissatisfaction with traditional modes of training, medical educators everywhere have been engaged in thoughtful examination of faculty training programmes, since it has become increasingly evident that more systematic and economical methods are needed for evident teachers to acquire increased pedagogic skill.

One alternative to present teacher-training methods that has been widely applied by educators from other disciplines is *microteaching*. It is the purpose of this paper to describe the technique conceptually and operationally, and to offer suggestions for the incorporation of the method into the programmes of schools for the health professions.

MICROTEACHING: A DESCRIPTION

A graduate student in microbiology holds up an agar plate before four first-year medical students to demonstrate its use in isolating bacterial colonies. Fifteen feet away, a professor of microbiology who is supervising the teacher aims the camera of a videotape recorder at the group and occasionally writes down some notes. Although the teaching lasts for only 10 minutes, two significant things happen. The medical students have had an opportunity to learn one method for isolating bacterial colonies, and the teacher has had an opportunity to practise the instructional technique of presenting a laboratory demonstration. After the presentation is concluded, the supervisor asks each student to fill in a questionnaire regarding the teacher's performance. The students then leave the room and a 15-minute critique follows in which the supervisor and instructor discuss the demonstration, review

¹ Center for Educational Development, University of Illinois College of Medicine, Chicago, IL, USA.

the written comments of both supervisor and students, and view segments of the videotape. After a short break, during which the practice teacher has the opportunity to incorporate suggestions from the critique, the entire process is repeated with a different group of medical students. The teacher, the supervisor, and the students have all been involved in a microteaching exercise.

Microteaching is designed for teachers who want to improve their teaching skills. The key elements of this training method, illustrated in the above example, include:

(1) *A controlled, constructed setting for producing instructional skills.* By reducing the length of the presentation, the scope of the content, and the number of students, the graduate student in microbiology can practise an instructional skill, such as giving a laboratory demonstration, in a setting free of many of the complexities of the actual classroom.

(2) *Feedback from multiple sources.* After giving the 10-minute microlesson the teaching assistant is provided with suggestions or feedback for improving his performance from a content expert acting as the supervisor, from the students he has taught, and from a videotape playback.

(3) *The opportunity for immediate integration and application of feedback.* After the feedback has been received there is an opportunity to integrate and apply these suggestions in reteaching to a different group of medical students.

Five essential propositions underlie microteaching as a training method:

1. The most effective way to master the skills of teaching is to practise one skill at a time

Too often a teacher may be informed by his department chairman, students, or colleagues that he needs to "liven up his lectures" or "allow students more opportunity to participate". Such advice is rarely helpful, for if the teacher knew how to deliver an exciting lecture or increase student involvement he would probably be doing so.

In microteaching, an individual wishing to improve his instructional effectiveness concentrates on the objective of practising a single instructional skill, mastery of a unique set of curricular materials, or demonstration of one teaching method. Focusing on specific objectives, rather than the teaching-learning process in general, allows a teacher to discriminate among the elements of teaching, and assists him in practising a particular technique and incorporating it in his behaviour. For example, if the objective of a health educator were to increase

student participation in the classroom, he might concentrate on using positive verbal reinforcement (such encouraging comments as "Good", "Excellent", or other statements indicating satisfaction with the response); or non-verbal reinforcement (such actions as nodding his head affirmatively, smiling, or moving towards the student).

By concentrating on a particular skill, a teacher can begin to recognize the behavioural components of that technique and the situational factors that dictate their use. For example, the health personnel educator who has learned what kinds of verbal and non-verbal cues constitute reinforcement and how to use them can then employ this skill to bring about maximum participation. When a teacher has mastered a variety of instructional techniques and knows the effect of each, he can apply them to achieve instructional aims in a planned rather than a chance arrangement.

2. The complexities of the actual classroom situation limit its value in the training of teachers

Most teachers learn how to teach on the job, but classroom practice has significant limitations. First, there is simply too little opportunity for trial and error. A beginning teacher, in particular, is often anxious about making a good impression on his students. Consequently, if his first lecture is a success and his first group discussion a failure, the chances are that he will become committed to the lecture method of instruction as the most effective way to teach. Secondly, there is only limited opportunity for a teacher to receive feedback on his performance in the classroom, and even that is rarely sought. Finally, and most important, students are in a classroom to be taught effectively, not to be practised on.

Microteaching is designed to provide a safe setting for the acquisition or refinement of educational skills and techniques. A beginning teacher might find delivering a lengthy lecture to a large body of students an awesome task. Practising this method of instruction in a microteaching setting, where the class size, the time, and the scope of content are reduced, considerably alleviates this anxiety. Rather than deliver a 50-minute presentation to a group of 75 students, he can concentrate on one aspect of the lecture, perhaps the introduction only, and practise this component in a 5-10-minute microlesson to a group of 4-5 students. Having mastered the introduction, he is ready to practise the body of the lecture and the conclusion. Since the students observing the lesson would usually not be the teacher's, he is freer to experiment and less anxious about receiving student feedback.

3. The more knowledge a teacher has of his performance during a practice session, the more valuable the experience

Supervision is generally equated with evaluation and is therefore regarded by many teachers as something to be avoided. This is unfortunate, since constructive supervision can be one of the best resources in a teacher's professional development.

Microteaching greatly increases the opportunity for feedback. Since the emphasis is on practising a specific skill or achieving some other precise objective, the teacher, the supervisor, and the students have a clear picture of the purpose of the microlesson before it is presented. As a result, the critique that follows is concerned not with the overall performance, but with only one aspect of teaching behaviour. This approach is generally less threatening and results in more specific recommendations for improving teaching.

The several sources of feedback are designed to provide a teacher with maximum insight into his performance in the light of his goals. The teacher and the supervisor together review student comments, as well as video or audio playbacks, and analyse the way in which the performance might be further improved. This feedback can then be immediately translated into practice by reteaching the lesson to a different group of students. The emphasis in microteaching is on helping a teacher to improve, *not* on judging his performance.

4. A training method that can be varied is superior to one that is rigid

The most prevalent model for training beginning teachers takes the form of education courses supplemented by practice teaching in which they observe and work with highly competent "master teachers", with the expectation that practice teaching will help the student's transition from the theory to the "real world" of teaching.

This model has grave limitations. Its value for the trainee depends both upon the expertise of the master teacher and his relationship with the trainee. The supervisor simply may not allow much opportunity for the beginning teacher to practise, or may not provide him with adequate supervision. Even in the ideal relationship, however, there are drawbacks. For example, the master teacher cannot interrupt the classroom session to offer constructive suggestions, and there is no opportunity for the trainee to stop his presentation and repeat some portion that needs improvement. Also, practice in the classroom must be integrated into the flow of the subject-matter: the skill or technique being practised must fit well with the content specified for that day.

Microteaching, on the other hand, allows for maximum control of the

practice session. The length of the teaching, the number and kinds of students, and the method of feedback can be varied according to the goals of the particular session. For example, the teacher, referred to earlier, who is interested in improving his skills in lecturing, can, after gaining comfort in presenting a 10-minute lecture to 4-5 students, give a 20-minute lecture to 10-12 students, thus more closely approximating his teaching in the actual classroom. Unlike conventional practice teaching, microteaching provides an opportunity to practise the skill of lecturing until it is mastered, using videotape and written comments from the supervisor as a record of progress.

Since a number of variables can be easily manipulated in this constructed setting, microteaching is also an excellent research method. By manipulating a single variable, such as the nature of the supervision, countless hypotheses related to the improvement of teacher effectiveness can be investigated. Videotapes and the written feedback supply the researcher with recorded data from which he can work.

5. A genuine teaching experience is superior to an artificial one

Peer teaching, role playing, and other simulated teaching experiences are being widely applied in teacher-training programmes. Although these methods do offer better opportunities for teachers to practise skills than the classroom, there has been a good deal of questioning about the transfer of learning from these experiences to the actual teaching situation. Fundamental to the microteaching concept is the fact that it is real. Although the setting is constructed, *bona fide* teaching of real students occurs.

INCORPORATING MICROTEACHING INTO THE PROGRAMME OF A SCHOOL FOR THE HEALTH PROFESSIONS

Health personnel educators face the dual task of improving the instructional skills of existing faculties in schools for the health professions and of developing these skills in graduate students about to begin teaching. Perhaps one of the soundest and most economical routes for achieving both ends is to train the two groups simultaneously, using microteaching as the vehicle.

Where to begin

Graduate students in both basic and clinical sciences frequently function as teachers under an experienced faculty member as part of their academic work, but rarely does any formal training in education

accompany this experience. This situation provides an excellent opportunity to introduce microteaching as a method for assisting these students to acquire the necessary instructional skills. Short-term programmes could be designed to increase their competence in conducting lectures, demonstrations, or group discussions. Since these programmes would not necessarily have to constitute a formal, academic course, both established faculty and graduate students might be offered this opportunity. The faculty members could be asked to present a live or videotaped lecture or laboratory demonstration to serve as a model for introducing the graduate student to these techniques, to function as supervisors in microteaching sessions, or to serve as consultants in designing the training programmes.

Designing and implementing a microteaching training programme

One of the most important decisions in designing a microteaching programme is identification of the specific techniques or strategies to be practised by the participants. Since training in instructional skills that are not relevant to trainee needs is generally wasted effort, it is prudent to involve potential participants in the planning stage through interviews or questionnaires that can quickly isolate those instructional areas in which they feel some need for assistance.

An expert in education is needed to assist participants in this identification, to provide the educational content of the programme, and to oversee the operational details of the microteaching setting. For a small programme with 15–20 trainees, one educator and 3–4 faculty supervisors familiar with the content of the programme and trained in the microteaching process are sufficient. If videotape recorders are used, an operator must be available to man the equipment. If the supervisor can be spared this task, it permits him more time to concentrate on the teacher's performance. If not, supervisors can be quickly trained to operate the equipment. For a larger training programme, staff should be increased accordingly.

Although several options are available for introducing this training activity to participating teachers, it will be most productive if at least one day before the microteaching programme begins participants read the material that describes the skill to be practised; take part in a discussion that leads to the formulation of those criteria that demonstrate effective use of the skill; view a live or videotaped presentation of the skill to which they can apply the criteria; design the evaluation forms to be used by students and supervisors; plan a microlesson that incorporates the skill to be practised; and become familiar with such operational details as the expected length of their lesson, the time of the reteach, and the kinds of students to be taught.

Since microteaching is real teaching, students must be recruited who approximate, as nearly as possible, to those that the teacher ordinarily encounters. If, for example, one is conducting a microteaching programme to improve the questioning skills of teachers responsible for a basic science programme in a medical school, then beginning medical students would be the most suitable choice.

Although the number in a microteaching session can range from 1 to 10 students, depending upon the purpose of the lesson, 4 or 5 students is usual. In deciding upon the number it is well to keep in mind that microteaching is designed to assist teachers, not students. The setting, therefore, should be one in which teachers feel free to experiment without fear of failure. Unless a large number of students can be justified, the groups should be kept small so that concentration of the skill and maximum feedback can be achieved.

There is no prescribed length for the microlessons; they could vary in length from 3 to 30 minutes, depending upon the goals of the programme, the number of participants, and the time available. The most frequent length is 5–10 minutes, since this period generally affords adequate opportunity to practise a particular skill and to cover a significant amount of content.

Similarly, the length of the critique may vary. Ten minutes is generally adequate to allow feedback from students, supervisors, and videotape. With the format of a 5-minute teaching session and 10-minute critique, two teachers can complete a teach-critique-reteach-critique cycle in an hour. For example:

9.00-9.05	teacher "A" — teach
9.05-9.15	critique
9.15-9.20	teacher "B" — teach
9.20-9.30	critique
9.30-9.35	teacher "A" — reteach
9.35-9.45	critique
9.45-9.50	teacher "B" — reteach
9.50-10.00	critique

Although the length of time between the teach and the reteach can be varied, if the reteach is given immediately after the first critique there is generally not sufficient time for the teacher to incorporate in reteaching the suggestions offered. On the other hand, reteaching a day or two later weakens the effect of the feedback received from the critique. An interval of 15 minutes to an hour between the teach and the reteach enables a teacher to plan a second lesson with the feedback suggestions freshly in mind.

Supervision is of critical importance to successful microteaching and

merits the following considerations. First, as the focus of the critique increases, its effectiveness decreases. If more than two suggestions are offered for changing performance, a teacher often becomes confused, defensive, or discouraged. Secondly, supervision should be supportive and lead the trainee towards self-diagnosis. This can best be achieved by allowing time for the subject to comment upon his own performance. The supervisor can assist by asking such questions as: "What did you think of the lesson?"; "Do you feel that you met the goals you set out to accomplish?"; "What will you do differently in your reteach?". If

EVALUATION SHEET : SELF-ANALYSIS LESSON

Teacher _____ Date _____

Instructions: Complete questions 1 and 2 before your first lesson.

Complete questions 3 and 4 before your reteach lesson.

Complete question 5 after your reteach lesson.

Take this completed form with you to the conference with your supervisor.

1. List the objectives of your lesson. _____

2. How do you intend to accomplish these objectives? _____

3. How successful was the lesson? Cite positive and negative aspects.

4. What changes do you intend to make for the reteach lesson?

5. How effective were the changes you made from the first lesson?

the teacher identifies his own problems, he is much more likely to seek and reach solutions that will lead to improvement of that performance. Thirdly, if videotape replays are available, the supervisor should use this opportunity to reinforce effective behaviour, as well as to point out deficiencies. Whenever appropriate, the tape should be stopped, comments given, and the segment replayed. Deferring comments until the end of the replay minimizes the reinforcement potential of the experience.

Finally, evaluation forms provide another valuable source of feedback. They can be used to record reactions from students, supervisors, peers, and the teacher himself. A sample form that a teacher might use in analysing his own performance is reproduced in the accompanying figure. The question could obviously be reworked into reaction forms appropriate to students and supervisors. The most appropriate evaluation forms, however, are those designed to respond to the specific objectives of the microlesson and the individuals responsible for evaluation.

CONCLUSION

Microteaching should not be viewed as a panacea for all the problems related to the training of teachers. While it may, for example, help a teacher to become more conscious of his behaviour, it cannot transform a dull teacher into an intellectually exciting one. Its great advantage is that several valuable training functions occur simultaneously: it provides a setting that focuses on specific skills, enriches supervision, facilitates continuous training and research, and offers safe but realistic practice in instructional techniques.

Above all, microteaching is a flexible teacher-training method and should not be abandoned if, for example, videotape equipment or experienced supervisors are unavailable. Since these and other variables can be adjusted, a precise definition of the microteaching context can vary according to the objectives desired and resources available.

ADDITIONAL READING

- Allen, D. W. & Gross, R. E. (1965) *National Education Association Journal*, 54, 25
Allen, D. W. & Ryan, K. A. (1969) *Microteaching*, Reading, Mass., Addison Wesley
Bush, R. N. (1967) *Theory into Practice*, 6, 246
Dugas, D. G. (1967) *Modern Language Journal*, 51, 161
Fortune, J. C. et al. (1967) *Journal of Teacher Education*, 18, 389

THE IMPLEMENTATION OF WHO'S TRAINING PROGRAMME FOR TEACHERS OF THE HEALTH PROFESSIONS

Tamás Fülöp¹

The background and content of WHO's comprehensive, coordinated long-term programme for teachers of medical and allied health sciences have been described elsewhere.² This paper is concerned with the implementation of that programme, the purpose of which is to contribute to the improvement in the delivery of both preventive and curative health care.

A Memorandum of Agreement was signed between WHO and the University of Illinois, Chicago, Ill., USA, on 30 September 1970. It states in its preamble that "it is the desire and intention of the parties to bring about a comprehensive and co-ordinated training programme for teachers from schools of medicine and allied health sciences which will enable the participating WHO Regions to set up regional and local (intercountry and country) Health Personnel Teacher Training Centres and thereby contributing to improve not only the teaching standards of schools of health personnel, but also to meet the quantitative needs, i.e., manpower planning in relation to teaching staff". The operational paragraphs state, *inter alia*, that:

(1) The University shall provide in each of the academic years 1970/71 through 1973/74 within and by its Center for Educational Development various training programmes and courses for selected candidates from each of WHO's participating Regions,

(2) ... the training programmes and courses shall include the following:

(a) A programme of one-year duration for two to four fellows each academic year which may lead to a degree in Medical (Health Personnel) Education;

(b) One course (seminar/workshop) of four weeks duration each academic year for 12 to 14 participants per course from WHO's participating Regions;

¹ Director, Division of Health Manpower Development, World Health Organization, Geneva, Switzerland.

² Fülöp, T. (1973) *Training teachers of health personnel*. In: *Development of educational programmes for the health professions*, Geneva, World Health Organization (*Public Health Papers*, No. 52), p. 84.

(c) One two to four week workshop on-site in the Regions each academic year for a maximum of 25 participants.

The one-year course is designed to train the future full-time members of Regional Teacher Training Centres (RTTCs), among them the directors and deputy-directors. The 4-week seminar/workshops are intended for those who will become part-time teachers for the RTTCs. Finally, the 2-week on-site workshops are designed to "prepare the ground" for the RTTCs by discussing relevant problems with the teaching staff of the institution where the RTTCs will be located.

The goals and objectives for these three types of training have been properly defined (see Annex). The training activities within the framework of this Agreement started in June 1971, when the Center for Educational Development (CED), University of Illinois College of Medicine, Chicago, started to function as an Interregional Teacher Training Centre for Schools of Health Personnel (IRTTC).

In 1971 the WHO Regional Offices for Africa, the Eastern Mediterranean, South-East Asia, and the Western Pacific proceeded to select sites for RTTCs. First the Eastern Mediterranean, then the Western Pacific, and finally the South-East Asia regional offices called upon consultants to assist in the selection of a site and in drawing up a plan of operations. The site of the RTTC for the African Region was selected by the regional office staff.

Consultant visits were arranged in Shiraz (Iran), Sydney (Australia), Bangkok (Thailand), and Peradeniya (Sri Lanka). For the purpose of these feasibility studies, criteria were elaborated and adopted by the consultant groups to standardize procedures for site selection. These criteria were intended to be used as a guide in the data collection and subsequent evaluation during consultants' visits. The consultants also drew up recommendations for the case where the site of an RTTC is selected by the regional office concerned.

In 1971-1973 the regional offices proceeded with the implementation of the programmes as follows:

The WHO Regional Office for Africa assisted in the establishment of an English-language RTTC at Makerere University, Kampala (Uganda) and of a French-language RTTC at the University Centre of Health Sciences, Yaoundé (Cameroon).

The WHO Regional Office for the Americas assisted in the establishment of a Latin American Centre for Educational Technology in Health Sciences in Mexico City (Mexico) and another in Rio de Janeiro (Brazil), which perform the functions of an RTTC.

The WHO Regional Office for the Eastern Mediterranean assisted

in the establishment of an RTTC at the Pahlavi University Medical School, Shiraz (Iran).

The Regional Office for Europe, considering teacher training to be a high-priority matter, planned activities such as educational meetings.

The WHO Regional Office for South-East Asia assisted in the establishment of regional centres at the Faculty of Medicine, Chulalongkorn University, Bangkok (Thailand) and at the Faculty of Medicine, University of Sri Lanka, Peradeniya (Sri Lanka).

The WHO Regional Office for the Western Pacific assisted in the establishment of an RTTC at the University of New South Wales Medical Faculty, Sydney (Australia).

The establishment of National Teachers Training Centres (NTTCs) is now being considered in all the regions.

The following training activities have been conducted by the IRTTC within the scope of the above-mentioned agreement, with a view to preparing future leaders and collaborators of RTCCs, where leaders and teachers for NTTCs will later be prepared: three 1-year courses in 1971/72, 1972/73, and 1973/74, with a total of 15 participants; two 4-week seminar/workshops in 1972 and one in 1973, with a total of 49 participants; and a number of 2-week on-site workshops, including those in Sydney, Shiraz, and Bangkok (on-site workshops were also organized in many other places without the assistance of the IRTTC).

An Interregional Seminar on Teacher Training for Schools of Medicine and Allied Health Sciences was held at the IRTTC in 1971, with 12 participants, including top-level administrators of schools for health personnel where RTTCs or NTTCs may be established. The purpose of this seminar was to give participants a greater insight into the nature of educational leadership and the requirements for facilitating the implementation both of basic educational programmes for the health professions and of programmes designed to train teachers for the health professions. A similar seminar in the French language was held in Yaoundé (Cameroon) in 1972.

The network of RTTCs in those WHO regions wishing to establish them was completed by the end of 1973. The first NTTCs started their activities in 1974, and all Member States wishing to establish such centres may have at least one by the end of this decade. Centres for educational research and development at the level of individual schools have already started to develop in several countries.¹ A more rapid development may be expected in the second half of this decade after the NTTCs have started working. The activity of these centres in the

¹ See *Educational research and development centres for the health professions* (unpublished document WHO/EDUC/74.172).

schools in the field of training, research, and service is, of course, not an end in itself. Their main purpose is to assist the schools in training health workers who will meet the real health needs and demands of the community they will later serve.

Now, a further development is being considered—teacher training centres to serve as nuclei for the establishment of so-called health manpower development centres (HMDCs).¹ These would be structures within the framework of which the three main elements of the health manpower delivery process—the planning, “production”, and surveillance of health personnel—would be integrated. These three main elements are mostly being developed separately in a somewhat isolated way, and their development has reached different stages in different countries. The planning of health manpower, i.e., defining the quality and quantity of manpower needed for the efficient coverage by health services of the entire population, is being developed in many countries, but in most cases it has no or hardly any influence on the second element, the “production” of manpower. This means that health manpower production is all too often isolated from the planning process and thus from the health services for which it is supposed to cater, with the result that the manpower that is trained is not always appropriate to the country's needs. The third element, the monitoring of health manpower, i.e., the control of whether or not the trained health personnel are able and ready to cope with the tasks for which they were trained and to feed the data back into the planning and production phases so that any necessary corrections may be made (to close the cybernetic cycle of the manpower process), is hard to find anywhere.

The mission of the planned HMDCs would be to promote the balanced development of these elements, to ensure that the health manpower process fulfils its main task, namely the provision and maintenance of manpower for the total health coverage of the entire population by health personnel who are motivated and able to serve their community.

¹ Such centres do not exist anywhere yet, as they are only now (1974) being planned.

GOALS AND OBJECTIVES FOR EDUCATIONAL ACTIVITIES
TO BE CARRIED OUT BY
THE CENTER FOR EDUCATIONAL DEVELOPMENT,
UNIVERSITY OF ILLINOIS COLLEGE OF MEDICINE,
CHICAGO, ILLINOIS,
WITHIN THE FRAMEWORK
OF THE WHO TEACHER TRAINING PROGRAMME

ONE-YEAR FELLOWSHIP PROGRAMME

A fellowship year at the Center for Educational Development provides a setting for an individual to define his role as an educational leader in the health professions. Some may elect to move towards this goal by enrolling in the Graduate Programme leading to a Master's degree in education, others by engaging in more focused work on a specific project. Whether through formal courses, independent study, or project work, each Fellow will be provided with the opportunity to develop skills in such areas as educational planning, educational programme implementation, and educational research and evaluation.

Educational planning

Fellows will be afforded opportunities to engage in several kinds of educational planning during the course of a year, including short units of instruction (e.g., 1-3 hours), short-term training programmes (e.g., 1-4 weeks) for health personnel, or instructional programmes in the biomedical discipline from which they come. Participants may expect to acquire such skills essential for effective planning as:

- deriving objectives from multiple sources
- defining programme goals
- formulating objectives in terms of expected student outcomes
- using generally accepted principles of adult learning to develop strategies for implementing planned programmes
- specifying concrete, manageable evaluation strategies
- articulating alternative techniques to achieving specified objectives, emphasizing the advantages and disadvantages of each
- facilitating the active involvement of educational specialists when appropriate
- identifying and utilizing varied kinds of educational resources
- identifying potential sources of funding and procedures for acquiring them.

Programme implementation

In addition to increasing their competence in programme planning, participants will also be afforded multiple opportunities to acquire some

of the skills necessary for effective programme implementation. During the year they can expect to increase their competence in some or all of the following areas:

- translating learning objectives into realistic instructional sequences
- stimulating faculty and student enthusiasm and capturing commitment to a programme plan
- facilitating the constructive resolution of interpersonal conflicts that interfere with the effective implementation of planned programmes
- recognizing the advantages and disadvantages, as well as skilful use, of such methods as the lecture or small-group discussion
- recognizing the strengths and limitations of such instructional media as films, audiotapes, television, and skilful incorporation of educational technology into instructional efforts
- facilitating the professional growth of colleagues as teachers
- assessment of personal as well as programme strengths and weaknesses
- systematic experimentation with both organizational and personal implementation strategies.

Research and evaluation

The focus of the fellowship programme will be upon the acquisition of those research and evaluation skills that can aid in the conduct of action research rather than in basic investigations. While it is unrealistic to expect that participants will become sophisticated investigators, the skills they acquire should make it possible for them to assess the major elements of student achievement and programme effectiveness. This capability should be manifested as increased proficiency in some of the following areas:

- utilizing formative and summative evaluation procedures
- selecting evaluation techniques that will measure at different levels:
 - (a) cognitive processes
 - (b) attitudes, interests, motivations
 - (c) skills
- constructing performance tests appropriate to such objectives
- using and interpreting standardized evaluation instruments
- interpreting evaluation data
- formulating a research problem
- utilizing work reported in the literature to identify areas for further study in medical education
- using basic statistical techniques (e.g., probability, parametric and non-parametric statistics)
- writing reports for publication.

FOUR-WEEK SEMINAR/WORKSHOP TEACHER TRAINING PROGRAMMES

The general purpose of the 4-week workshop is to provide participants with an opportunity to refine educational leadership skills that can be applied to the educational problems encountered in the home setting.

The intention is not that they will leave merely with an increased store of information about the educational process but rather that they will be better prepared to use both old and newly acquired knowledge in a manner that will:

- stimulate local improvements in educational practices
- provide a personal example of the application of educational principles to teaching activities
- allow them to teach colleagues some of what they have learned.

More specifically, attention will be directed towards five broad areas that represent the core of effective educational planning and implementation:

- (1) The nature of learning
 - principles of adult learning
 - application to curriculum and instructional planning
 - experimental set
- (2) Curriculum development
 - the nature, source, and specification of educational objectives
 - influence of social forces upon programme planning
 - rationale for specific planning system
 - design of programme
- (3) The nature of teaching
 - selection of instructional methods
 - development of greater skill in selected techniques (e.g., lecture, group discussion)
 - sensitivity to individual and group needs
- (4) Instructional media
 - strengths and weaknesses of basic communication devices (e.g., slides, films, television, audiotapes)
 - selection of media
 - skill in preparation of simple media (e.g., 2 mm × 2 mm slides, audiotapes, transparencies)
 - more skilful use of selected media
- (5) Evaluation
 - principles of student, teacher, or programme evaluation
 - strengths and weaknesses of specific testing methods (e.g., oral, essay, multiple-choice, practical examination)
 - assessment of problem-solving, clinical performance, attitudes
 - test scoring and reporting
 - use of tests as teaching tools.

The programme is organized so as to allow each participant an opportunity to pursue in greater detail a special interest in one of these areas and will require all participants to develop at least one instructional unit that he can take back to his home setting and share with colleagues.

The 4 weeks will include:

- 3 sessions dealing with learning
- 10 sessions dealing with curriculum (of which 2 will specifically relate to objectives)
- 18 sessions dealing with teaching (including 5 half-days specifically devoted to microteaching, during which each participant will have an opportunity to teach his special instructional unit to others)
- 10 sessions dealing with instructional media
- 10 sessions dealing with evaluation principles and techniques.

In addition, time will be set aside for individual reading, personal consultation with staff members, and participation in colloquia at which distinguished visitors will serve as discussion leaders.

WHO ON-SITE WORKSHOPS

General goal

At the conclusion of a 2-week on-site programme each participant should be able to demonstrate that he comprehends the elementary components of a sound educational process, that he can plan the application of such general principles to solve specific educational problems in his own setting, that he can use at least one instructional or evaluation technique with greater skill than prior to the workshop, and that he appreciates the importance of systematic educational studies.

Specific objectives

Achievement of the general goals will be approached through the following activities in three broad areas:

(1) Educational programme planning

- identify major sources of programme objectives, from within an institution and from outside
- plan a rational system for the review and selection of institutional and departmental goals
- identify conflicts in determining goals and priorities and suggest mechanisms for their resolution
- recognize ways in which one's own actions may facilitate or impede the planning process
- recognize the implications for teacher performance of a faculty commitment to independent student study.

(2) Instructional strategies

- identify the major elements of adult learning
- recognize teaching practices that facilitate and impede learning
- distinguish among cognitive, psychomotor, and affective learning objectives
- write behavioural objectives in each of these domains



Full Text Provided by ERIC

- justify the selection of specific instructional methods (either old or new) in terms of the objectives they are intended to serve
- develop a preliminary plan for an instructional unit, with clearly stated goals and appropriate materials and methods
- identify the cost-benefit issues in connexion with the selection or development of audiovisual aids to learning.

(3) Evaluation tactics

- define in non-technical terms the concepts of test reliability, validity, norm-related and criterion-related measures, and formative and summative evaluation
- describe the several levels of complexity in the taxonomy of educational objectives (cognitive domain and affective domain)
- compare and contrast the relative merits of essay, oral, practical, and multiple-choice examinations and such newer procedures as PMP, role-playing, and chart review in assessing specific kinds of educational goals
- develop an evaluation instrument for the instructional unit under (2) above
- list criteria upon which teaching effectiveness may be judged.

Evaluation procedures

The assessment of programme impact will be directed more towards general goals than specific objectives since the latter are principally means by which the former are to be achieved. The mechanisms for accumulating data upon which an evaluative judgment may be made include:

(1) Preliminary background information. This will include questionnaire data about each participants' educational responsibilities, his prior study of the educational process, a description of the educational problems he is facing, and the means by which he is attempting to solve them. In addition, each participant will be asked to prepare a solution to an educational workshop experience.

(2) Performance during the workshop. Staff and participants will together develop means of assessing individual and group progress towards the specific objectives ultimately accepted by the full group. This ongoing assessment will provide continuing feedback designed to influence programme evolution in a fashion that will optimize the group's output.

(3) Terminal judgement. Participants and staff will, at the conclusion of the workshop, independently identify the extent to which specific objectives have been achieved. A sharing of these independently generated views will serve as a terminal assessment. In addition, each participant will be asked to summarize what he now intends to do with what he has learned and what he expects to achieve in the following 6 months.

(4) Follow-up. Six months after the workshop there will be a follow-up of each participant to determine the extent to which he has been able

to translate his learning into practice. The questionnaire to generate such information will be developed jointly by participants and staff in the course of the workshop.

Special exceptions

Since each workshop serve a different participant group it can be anticipated that both needs and wants will vary. The general goals and specific objectives set forth here will serve as the basic guide for most programmes but it is essential to preserve options; thus general emphasis, as well as specific content, may vary with the needs of different regions.

PRINCIPLE INTO PRACTICE

George E. Miller¹

Translating into institutional or classroom practices the principles suggested in this volume and in the earlier WHO publication² on the subject is not easy. In fact, to accomplish the fundamental system changes that must ultimately accompany full implementation of these educational strategies will always be arduous, often frustrating, and frequently discouraging work. For this reason the final paper deals with perspective, so that those who encounter trying problems, seemingly insuperable impediments, disheartening apathy, or outright hostility among staff colleagues will not feel entirely alone and can see that there is light at the end of the tunnel.

The systematic application of educational science to problems of medical education is a relatively recent event. It was only 15 years ago that the first formal units of educational research and development were established almost simultaneously at three medical schools in the United States; the first primitive efforts to bring educationists and medical teachers together in prolonged collaboration on common problems had been initiated only 5 years earlier at the University of Buffalo School of Medicine. Despite the seminal influence exerted by the small group that began the work there, this pilot effort left scarcely a trace in that institution when the leaders moved on to pursue their work elsewhere. To explain this apparent defection one might use a biomedical analogy: antigenic stimulus produces an antibody response which if sufficiently intense may lead to rejection of a transplant.

There seems little doubt that such a series of events took place in Buffalo. Vigorous exploration and espousal of unfamiliar ideas about

¹ Director, Center for Educational Development, University of Illinois College of Medicine, Chicago, Ill., USA.

² World Health Organization (1973) *Development of educational programmes for the health professions*, Geneva (*Public Health Papers*, No. 52).

educational process which also challenged long-standing practices of established medical teachers almost inevitably aroused a defence reaction on their part. And a missionary group of youthful enthusiasts was not sufficiently skilful in anticipating, preventing, or dealing with that reaction to dissipate its force. Fortunately, significant learning accompanied that experience, and those who moved on were able to manage more effectively in other settings the human dynamics that are predictably set in motion by the introduction of new and unfamiliar ideas. Since many who read this volume will encounter such reactions if they attempt to translate educational principles into institutional teaching practices the experience of another worker may be comforting, and even helpful.

The University of Illinois College of Medicine, now the site of what is probably the most comprehensive unit of educational research and development in a health professions school in the United States, was no more advanced in its educational practices than most other medical schools when the Office of Research in Medical Education was established there in 1959. The unique features were a Dean who was persuaded that systematic study by full-time staff members professionally qualified in medicine and education was essential to sound educational programme planning or implementation, and a group of teachers who had thought enough about these issues to have some feeling for the dimensions of the problems as well as a willingness to attack them in a new way. Although there was no clear and widespread understanding of what such a unit would do, the appearance of a physician/educator and an educational psychologist was greeted with cautious enthusiasm.

This feeling lasted for nearly a year while these new members of the College faculty devoted themselves to the task of asking individual teachers, faculty committees, administrators, and students about general educational goals, the educational problems they were meeting, and what they thought was required to solve them. But the inquiry was more than simple data-gathering; it also communicated the kinds of things such professionals saw as important issues: the specification of objectives, the match between objectives and instructional programmes, and the reliability and validity of evaluation procedures in gathering data on student achievement and programme effectiveness, for example. The anxiety such probing produced was generally tolerable, although the educational implications were often harshly discussed.

Somewhat greater uneasiness was produced among the faculty by a second data-gathering procedure that had been tested earlier in the Buffalo project: direct observation and systematic documentation of the teaching/learning interaction. Literally hundreds of hours were spent in

lecture halls, classrooms, laboratories, clinics, and wards gaining what proved to be a remarkable first-hand picture of the educational experiences, as well as the instructional content, to which students were exposed.

The scepticism with which this work was greeted by teachers who had expected action, not merely study by a team of professional educators, was further heightened when they were asked to authorize or participate in specific investigations designed to elicit more detailed information about particular aspects of the educational programme — for example: (1) student and faculty attitudes and values; (2) student and faculty perceptions of institutional climate (incentives and rewards); (3) student problem-solving and reading skills and their influence upon achievement; and (4) the retention by students and by faculty of knowledge gained in basic science courses.

Out of the evidence accumulated in these ways emerged conclusions that provided a base for suggestions, proposals, and recommendations that the educational development staff now felt justified in making. Unfortunately, but predictably, they were neither the kinds of conclusions nor the types of recommendations that most teaching staff wanted to hear. Two illustrations may serve to highlight this discrepancy.

First, one outcome of the study was a clear impression that it was the examination system rather than educational objectives, curriculum organization, or instructional techniques that had the most profound impact upon student learning. For no matter how appealing the statement of goals, how logical the programme organization, how dazzling the teaching methods, it was the examinations that communicated most vividly to students what was expected of them. Unfortunately, the medical school examinations seemed more often at odds with explicit or implicit instructional objectives and programme organization than consistent with them. For example, there was widespread agreement among the teaching staff on the importance of helping students to acquire the skill of identifying, analysing, and managing problems, but the examinations tested chiefly their skill in recalling isolated fragments of information. And since the examinations were conducted by individual departments, while content was often common to several departments, the rewards went not only to the students who could recall facts fully but also to those who could recall different facts to answer the same question depending upon who asked it, e.g., whether internist, surgeon, or psychiatrist asked about the management of peptic ulcer. Such an observation suggested that real change in the educational programme should begin with the examination system not with curriculum manipulation. Ideally, such a system should include

both a guidance function for students and faculty, in order to facilitate learning, and a quality control function, to certify that required learning has been achieved. Its accomplishment requires more than the sincere efforts of teachers working independently in isolated departmental enclosures; it demands both institutional organization, with checks and balances upon individual or departmental enthusiasm for a particular facet of knowledge, and a professional support staff well informed about theory and skilled in the practice of educational evaluation.

A second illustration is drawn from the arena of curriculum organization. There was general acknowledgment that the body of biomedical knowledge is so large and is changing so rapidly that "coverage" in the course of a basic programme of medical education is impossible. A more important educational goal than covering content was that of helping students to learn how to learn independently so that they would be prepared to deal with changing biomedical knowledge throughout their professional career. Nonetheless curriculum planning was dominated by the battle for teaching time in order to provide for all students what teachers claimed to be a bare minimum from each discipline. But when those bare minimums were brought together the resulting curriculum was so loaded with teaching that students had virtually no opportunity to learn how to learn independently. And having thus been encouraged to become dependent, it should have come as no surprise when they exhibited little interest in "keeping up" after graduation. The solution to the problem of continuing physician education, about which teaching staff were very concerned, seemed to lie not so much in providing more postgraduate continuing education programmes as in establishing new patterns of basic medical education that truly encouraged and rewarded independent learning. But this inevitably meant giving up "teaching time", and few departments were ready to take that step, although many were ready to agree that other departments could easily do so. As in the case of change in the examination system, this required more than individual efforts — it demanded an institutional system of checks and balances in instructional programme planning and implementation.

As such data and ideas were surfaced, faculty scepticism shifted to poorly concealed hostility, for it became clear that the educational experts imported to assist teaching staff in carrying out their mission were not going to be content with merely restructuring the curriculum in some more fashionable mode or introducing more varied instructional technology; they were advocating fundamental changes in educational decision-making as well as teaching practices. And thus the battle was joined, as it will be in any medical school that undertakes such basic self-scrutiny. The ultimate outcome of this confrontation will depend

upon many things, but three seem particularly important if the concepts advocated here are to prevail: administrative support, faculty involvement, and the maintenance of a spirit of inquiry.

The Dean, Vice-President, or Vice-Chancellor need not be expert in educational science, but without their understanding and advocacy this basic reorientation to programme planning and teaching roles is unlikely to survive the direct attacks and indirect sabotage to which proposals for significant change in educational practices will be subjected. If these leaders are unwilling to face disgruntled associates who protest invasion of previously inviolate departmental autonomy, or are not convinced that the body of knowledge accumulated by professionals in education has clear applicability to health professions programmes, then the likelihood of such efforts becoming an integral element of institutional programming is very small.

It is equally small if those attempting to introduce the principles of educational science are insensitive to the interests, questions, and anxieties of their teaching colleagues or ignore the usual channels of communication and authority. If a school is fortunate enough to have a faculty organization and committee structure through which policies are established and programmes operated, then working changes with, or through, such groups is the optimal path. If a school is organizationally no more than a loose federation of essentially autonomous departments, then working patiently within this structure towards the development of coordinated or cooperative and ultimately collegial decision-making is the most reasonable path. Either of these methods is more time-consuming than instituting programme changes within a more limited area of personal responsibility. And the easier way may provide an overt model of new instructional strategies or tactics for others to see, but it will not necessarily have any impact upon the educational practices of others. The real task facing an agent of educational change is to facilitate modification of the educational spirit of institutional programmes rather than merely demonstrate that change can occur within one small unit.

To accomplish this task, it is essential for an innovator to avoid the role of a missionary who comes with ready answers to educational problems, and to cultivate the role of an inquirer who seeks those answers with others. There are no universal solutions to be applied without regard for the social, cultural, economic, and organizational realities of a particular institution. Although general findings may be useful in a specific institutional context, even more helpful will be the systematic assembly of institutional data that can replace the intuitive thrusts that underlie so much decision-making in contemporary medical education. It is unrealistic to expect that teachers will be persuaded by

evidence alone, but without data the opinions that support one view have no more substance than those that support another. And where data are sparse, opinions are almost invariably strong, which means that irrelevant matters such as individual status or departmental prestige rather than substantive information may become decisive influences in the process of educational planning.

The presence of administrative support, faculty involvement, and a persistent spirit of inquiry does not assure the successful incorporation of educational science into a medical school programme, but their absence heightens the probability of failure. The Illinois programme was fortunate in having the enthusiastic backing of successive senior administrators, a faculty committee structure that allowed leadership responsibility to be taken by teaching staff who increasingly came to value the contributions of professional educators, and a growing educational research and development staff who brought to their support role not only a high level of technical expertise but also a willingness to put their views to the test of study in the medical school setting. Yet even these advantages, coupled with sufficient funds to allow the work to proceed without major budgetary constraints, did not mean quick acceptance. Only after a decade has the widespread resistance to such proposals as those described earlier been replaced by grudging respect; but there are still recognizable and sometimes vocal pockets of resentment because of the significant erosion of departmental autonomy that has attended these changes.

And such feelings are by no means merely manifestations of parochial interests. There are some who believe sincerely that dilution of departmental dominance in programme planning and decision-making has substantially weakened academic quality. Those who regard the medical school, like the University of which it is a part, as primarily a community of scholars responsible only to that community for the content and quality of the programme would probably agree with this stand. But others, who see the medical school as an instrument of society, not of the faculty alone, would probably note that the introduction of the science of education has forced the critical scrutiny of purpose and procedure that science always demands of its practitioners, and has fostered a system of accountability based upon planned study and assembly of evidence rather than upon opinion.

Taken in the perspective of 15 years this work has not simply survived, it has thrived. The original staff of 2 has grown to nearly 50; their initial role of observers and reporters has changed to that of partners in the development of educational strategies and tactics; the limited educational research programme with which they started has grown into a major multi-project enterprise; the informal persuasion

of local faculty that there was something about education worth knowing has developed into a teacher-training effort that even includes a formal degree programme and attracts trainees from all parts of the world. But taken in the perspective of a month, or even a year, progress sometimes seems very meagre. Even after so many years of experience, discouragement and frustration not infrequently attend what staff members perceive as the snail-like pace of new developments, or the distance yet to travel before important goals are fully achieved. Taken together, these observations may highlight two qualities beyond technical competence that are essential to the successful practitioner of educational science in medicine.

The first is patience. Significant changes occur slowly, and the more significant the change the less swiftly it is likely to occur. No matter how expert the impregnator or how eager the carrier, it still takes 9 months for the united sperm and ovum to evolve into a fully developed and functionally secure new being. The creation of a new curriculum is hard and time-consuming educational work, but it is nothing compared with the creation of a new educational spirit that is essentially independent of curricular structure. Quick change in the appearance of educational programmes is certainly possible and many schools have carried it out, only to wonder several years later why things really seem very little different from what they were. To accomplish more than face-lifting requires patience, a quality with which too few are generously endowed.

The second is clear vision of an idealized goal without losing sight of the starting point that is an equally important referent. It is easy to be critical of any programme that has obvious flaws and falls short of what it has set out to accomplish, and such critique offered as part of a feedback loop, rather than as ultimate judgement, can be very helpful. But it is equally important to look in the other direction, to determine whether what has been achieved represents movement *towards* the long term goal. In heightening aspiration, few things are more effective than success, and thus periodic recognition that intermediate goals are being achieved is as important as continued vision of the ideal, which may still be very far away.

* *
*

The 15-year experience summarized here and the guiding principles extracted from it are neither more nor less than a personal distillate. They certainly do not represent a new gospel to be grasped or a new set of theories to be tested. They describe what took place in a large, conventional, well-established, state-supported medical school in the

United States as it struggled to integrate a new and unfamiliar discipline — that of education — into its institutional fabric. The experience would certainly have been different in a small school or one that was in the process of development. Although there is a steadily growing number of new schools in the world, many seem to age very quickly as the bold ideas with which they were born harden into new orthodoxy. And the problems of large institutional size are the subject of comment everywhere. For these reasons even such an account as that given here may have some practical usefulness to other medical educators. At least as they encounter problems and experience discouragement it may bring some comfort to know that they are not alone.

PUBLIC HEALTH PAPERS

No.	Sw.fr.
42. THE PREVENTION OF PERINATAL MORBIDITY AND MORTALITY. Report on a Seminar (1972) 97 pages	6.—
43. PRINCIPLES OF HEALTH PLANNING IN THE USSR. G. A. Popov (1971) 172 pages	9.—
44. PLANNING AND PROGRAMMING FOR NURSING SERVICES (1971) 123 pages	7.—
45. MASS HEALTH EXAMINATIONS (1971) 99 pages	6.—
46. APPROACHES TO NATIONAL HEALTH PLANNING. H. E. Hilleboe, A. Barkhuus & W. C. Thomas, Jr (1972) 106 pages	7.—
47. ASPECTS OF MEDICAL EDUCATION IN DEVELOPING COUNTRIES. Various authors (1972) 113 pages	8.—
48. EVALUATION OF COMMUNITY HEALTH CENTRES. Milton I. Roemer (1972) 42 pages	5.—
49. INTERRELATIONSHIPS BETWEEN HEALTH PROGRAMMES AND SOCIO-ECONOMIC DEVELOPMENT (1973) 54 pages	5.—
50. HOSPITAL LEGISLATION AND HOSPITAL SYSTEMS. R. F. Bridgman & M. I. Roemer (1973) 236 pages	12.—
51. HEALTH PRACTICE RESEARCH AND FORMALIZED MANAGERIAL METHODS. F. Grundy & W. A. Reinke (1973) 196 pages	10.—
52. DEVELOPMENT OF EDUCATIONAL PROGRAMMES FOR THE HEALTH PROFESSIONS (1973) 103 pages	7.—
53. FAMILY PLANNING IN THE EDUCATION OF NURSES AND MIDWIVES (1973) 50 pages	5.—
54. CONTROL OF AIR POLLUTION IN THE USSR. N. F. Izmerov (1973) 157 pages	9.—
55. MODERN MANAGEMENT METHODS AND THE ORGANIZATION OF HEALTH SERVICES (1974) 100 pages	7.—
56. THE TRAINING AND UTILIZATION OF FELDERS IN THE USSR (1974) 52 pages	5.—
57. THE TEACHING OF HUMAN SEXUALITY IN SCHOOLS FOR HEALTH PROFESSIONALS. D. R. Macé, R. H. O. Bannerman & J. Burton (1974) 47 pages	5.—
58. SUICIDE AND ATTEMPTED SUICIDE (1974) 128 pages	8.—
59. ADMINISTRATION OF ENVIRONMENTAL HEALTH PROGRAMMES. A SYSTEMS VIEW. Morris Schaefer (1974) 242 pages	12.—
60. THE MEDICAL ASSISTANT: AN INTERMEDIATE LEVEL OF HEALTH CARE PERSONNEL. D. M. Plicain & D. Flahault (1974) 171 pages	10.—

WHO publications may be obtained, direct or through booksellers, from:

ALGERIA
ARGENTINA

AUSTRALIA

Société nationale d'Édition et de Diffusion, 3 bd Zlout Youcef, ALGIERS.
Librería de las Naciones, Cooperativa Ltda, Alsina 500, BUENOS AIRES
— Editorial Sudamericana S.A., Humberto 1° 545, BUENOS AIRES.
Mail Order Sales, Australian Government Publishing Service, P.O.
Box 84, CANBERRA A.C.T. 2600; or over the counter from Australian
Government Publications and Inquiry Centres at: 113 London Circuit,
CANBERRA CITY; 347 Swanston Street, MELBOURNE; 309 Pitt Street,
SYDNEY; Mr. Newman House, 200 St. George's Terrace, PERTH; Industry
House, 12 Pirie Street, ADELAIDE; 156-162 Macquarie Street, HOBART —
Hunter Publications, 58a Gipps Street, COLLENGWOOD, Vic. 3066.

AUSTRIA
BELGIUM
BRAZIL

Gerold & Co., 1. Graben 31, VIENNA 1.
Office international de Librairie, 30 avenue Marnix, BRUSSELS.
Biblioteca Regional de Medicina OMS/OPS, Unidad de Venta de Publica-
ciones, Caixa Postal 20381, Vila Clementino, 01000 SÃO PAULO — S.P.
see India, WHO Regional Office.

BURMA
CANADA

Information Canada Bookstore, 171 Slater Street, OTTAWA, Ontario K1A
0S9; Main Library, University of Calgary, CALGARY, Alberta; 1683 Bar-
rington Street, HALIFAX, N.S. B3J 1Z9; 640 Ste Catherine West,
MONTREAL, Quebec H3B 1B8; 221 Yonge Street, TORONTO, Ontario M5B
1N4; 806 Granville Street, VANCOUVER, B.C. V6Z 1K4; 393 Portage
Avenue, WINNIPEG, Manitoba R3B 2C6. *Mail orders to* 171 Slater Street,
OTTAWA, Ontario K1A 0S9.

CHINA
COLOMBIA
COSTA RICA
CYPRUS
**CZECHO-
SLOVAKIA**

China National Publications Import Corporation, P.O. Box 88, PEKING.
Distribuidores Ltd, Pío Alfonso García, Carrera 4a, Nos 36-119, CARTAGENA.
Imprenta y Librería Trejo S.A., Apartado 1313, SAN JOSÉ.
MAM, P.O. Box 1674, NICOSIA.
Artia, Smecky 30, 111 27 PRAGUE 1.

DENMARK
ECUADOR
EGYPT
FIJI
FINLAND
FRANCE
**GERMANY,
FEDERAL
REPUBLIC OF**
GREECE

Ejnar Munksgaard, Ltd, Nørregade 6, COPENHAGEN.
Librería Científica S.A., P.O. Box 362, Luque 223, GUAYAQUIL.
Nabaa El Fikr Bookshop, 55 Saad Zaghloul Street, ALEXANDRIA.
The WHO Representative, P.O. Box 113, SUVA.
Akateeminen Kirjakauppa, Keskuskatu 2, HELSINKI 10.
Librairie Arnette, 2 rue Casimir-Delavigne, PARIS 6°.
Govt-Verlag GmbH, Beethovenplatz 1-3, FRANKFURT A.M. 6 — W. E.
Saarbach, Postfach 1510, Follerstrasse 2, 5 COLOGNE 1 — Alex. Horn,
Spiegelgasse 9, 62 WIESBADEN.
G. C. Eleftheroudakis S.A., Librairie internationale, rue Nikis 4, ATHENS
(T. 126).

HAITI
HUNGARY
ICELAND
INDIA

Max Bouchereau, Librairie "A la Caravelle", Boite postale 111-B, PORT-
AU-PRINCE.
Kultura, P.O.B. 149, BUDAPEST 62 — Akadémiai Könyvesbolt, Váci utca
22, BUDAPEST V.
Snaebjörn Jonsson & Co., P.O. Box 1131, Hafnarstraeti 9, REYKJAVIK.
WHO Regional Office for South-East Asia, World Health House, Indra-
prastha Estate, Ring Road, NEW DELHI 1 — Oxford Book & Stationery
Co., Scindia House, NEW DELHI; 17 Park Street, CALCUTTA 16 (Sub-agent).
see India, WHO Regional Office.

INDONESIA
IRAN
IRELAND
ISRAEL
ITALY

Mesrob Grigorian, Naderi Avenue (Arbab-Gulv Building), TEHRAN.
The Stationery Office, DUBLIN.
Heiliger & Co., 3 Nathan Strauss Street, JERUSALEM.
Edizioni Minerva Medica, Corso Bramante 83-85, TURIN; Via Lamarmora
3, MILAN.

JAPAN
KENYA

Maruzen Co. Ltd, P.O. Box 5050, TOKYO International, 100-31.
The Caxton Press Ltd, Head Office: Gathani House, Huddersfield Road,
P.O. Box 1742, NAIROBI.
The WHO Representative, P.O. Box 111, PHNOM-PENH.

**KHMER
REPUBLIC**
LAOS
LEBANON
LUXEMBOURG
MALAYSIA

The WHO Representative, P.O. Box 343, VIENTIANE.
Documenta Scientifica/Redico, P.O. Box 5641, BEIRUT.
Librairie du Centre, 49 bd Royal, LUXEMBOURG.
The WHO Representative, P.O. Box 2550, KUALA LUMPUR — Jubilee
(Book) Store Ltd, 97 Jalan Tuanku Abdul Rahman, P.O. Box 629, KUALA
LUMPUR — Parry's Book Center, K.L. Hilton Hotel, KUALA LUMPUR.
La Prensa Médica Mexicana, Ediciones Científicas, Pasco de las Faculta-
des, 26, MEXICO CITY 20, D.F.
see India, WHO Regional Office.

MEXICO
MONGOLIA
MOROCCO
NEPAL

Editions La Porte, 281 avenue Mohammed V, RABAT.
see India, WHO Regional Office.

WHO publications may be obtained, direct or through booksellers, from:

NETHERLANDS	N.V. Martinus Nijhoff's Boekhandel en Uitgevers Maatschappij, Lange Voorhout 9, THE HAGUE.
NEW ZEALAND	Government Printing Office, Government Bookshops at: Rutland Street, P.O. Box 5344, AUCKLAND; 130 Oxford Terrace, P.O. Box 1721, CHRISTCHURCH; Alma Street, P.O. Box 857, HAMILTON; Princes Street, P.O. Box 1104, DUNEDIN; Mulgrave Street, Private Bag, WELLINGTON — R. Hill & Son Ltd, Ideal House, Cnr. Gilles Avenue & Eden Street, Newmarket, AUCKLAND S.E. 1.
NIGERIA	University Bookshop Nigeria, Ltd, University of Ibadan, IBADAN.
NORWAY	Johan Grundt Tanum Bokhandel, Karl Johansgt. 43, OSLO 1.
PAKISTAN	Mirza Book Agency, 65 Shahrah Quaid-E. Azam, P.O. Box 729, LAHORE 3.
PARAGUAY	Agencia de Librerías Nizza S.A., Estrella No. 721, ASUNCIÓN.
PERU	Distribuidora Inca S.A., Apartado 3115, Emilio Althaus 470, LIMA.
PHILIPPINES	World Health Organization, Regional Office for the Western Pacific, P.O. Box 2932, MANILA — The Modern Book Company Inc., P.O. Box 632, 926 Rizal Avenue, MANILA.
POLAND	Skladnica Ksiegarska, ul. Mazowiecka 9, WARSAW (except periodicals) — BKWZ Ruch, ul. Wronia 23, WARSAW (periodicals only).
PORTUGAL	Livraria Rodrigues, 186 Rua Aurea, LISBON.
REPUBLIC OF KOREA	The WHO Representative, Central P.O. Box 540, SEOUL.
REPUBLIC OF VIET-NAM	The WHO Representative, P.O. Box 242, SAIGON.
SINGAPORE	The WHO Representative, 144 Moulmein Road, G.P.O. Box 3457, SINGAPORE 1.
SOUTH AFRICA	Van Schaik's Bookstore (Pty) Ltd, P.O. Box 724, PRETORIA.
SPAIN	Comercial Athenaeum S.A., Consejo de Ciento 130-136, BARCELONA 15; General Moscardó 29, MADRID 20 — Librería Diaz de Santos, Lagasca 95, MADRID 6.
SRI LANKA	see India, WHO Regional Office.
SWEDEN	Aktiebolaget C.E. Fritzes Kungl. Hovbokhandel, Fredsgatan 2, STOCKHOLM 16.
SWITZERLAND	Medizinischer Verlag Hans Huber, Länggass Strasse 6, 3012 BERNE 9.
THAILAND	see India, WHO Regional Office.
TUNISIA	Société Tunisienne de Diffusion, 5 avenue de Carthage, TUNIS.
TURKEY	Librairie Hachette, 469 avenue de l'Indépendance, ISTANBUL.
UGANDA	see address under KENYA.
UNITED KINGDOM	H. M. Stationery Office: 49 High Holborn, LONDON WC1V 6HB; 13a Castle Street, EDINBURGH EH2 3AR; 109 St Mary Street, CARDIFF CF1 1JW; 80 Chichester Street, BELFAST BT1 4JY; Brazennose Street, MANCHESTER M60 8AS; 258 Broad Street, BIRMINGHAM B1 2HE; 50 Fairfax Street, BRISTOL BS1 3DE. All mail orders should be sent to P.O. Box 569, LONDON SE1 9NH.
UNITED REP. OF TANZANIA	see address under KENYA.
UNITED STATES OF AMERICA	Single and bulk copies of individual publications (NOT subscriptions): Q Corporation, 49 Sheridan Avenue, ALBANY, N.Y. 12210. Subscriptions: Subscription orders, accompanied by check made out to the Chemical Bank, New York, Account World Health Organization, should be sent to the World Health Organization, P.O. Box 5284, Church Street Station, New York, N.Y. 10249. Correspondence concerning subscriptions should be forwarded to the World Health Organization, Distribution and Sales Service, 1211 GENEVA 27, Switzerland. Publications are also available from the United Nations Bookshop, New York, N.Y. 10017 (retail only). For readers in the USSR requiring Russian editions: Komsomolskij prospekt 18, Medicinskaja Kniga, Moscow — For readers outside the USSR requiring Russian editions: Kuzneckij most 18, Meždunarodnaja Kniga, Moscow G-200.
USSR	
VENEZUELA	Editorial Interamericana de Venezuela C.A., Apartado 50785, CARACAS — Librería del Este, Av. Francisco de Miranda 52, Edificio Galipán, CARACAS.
YUGOSLAVIA	Jugoslovenska Knjiga, Terazije 27/II, BELGRADE.

Orders from countries where sales agents have not yet been appointed may be addressed to: World Organization, Distribution and Sales Service, 1211 Geneva 27, Switzerland, but must be paid for in pounds sterling, US dollars, or Swiss francs.