

DOCUMENT RESUME

ED 100 162

FL 006 513

TITLE Communication with the Hearing Impaired.
INSTITUTION Oregon State School for the Deaf, Salem.; Oregon State Univ., Corvallis.
PUB DATE 74
NOTE 173p.
EDRS PRICE MF-\$0.75 HC-\$7.80 PLUS POSTAGE
DESCRIPTORS *Aurally Handicapped; *Deaf; Deaf Children; *Deaf Education; Hearing Loss; Instructional Materials; *Manual Communication; Manuals; *Video Tape Recordings; *Visible Speech; Visual Aids; Vocabulary Skills

ABSTRACT

This manual, which is intended to accompany a series of video tapes, is designed to provide a basic sign vocabulary for use by hearing persons in communicating with the deaf. The manual consists of an introduction, explanation of the illustrated signs, seventeen lessons, and an alphabetical index of signs. Each lesson in the manual contains an alphabetical vocabulary list, a story text, a second text with test questions and answers, and the illustrated sign for each vocabulary word. Used in conjunction with the video tape, the student would learn both to identify and to sign each word through a process of watching, practicing, writing and self-testing. At the end of the seventeen lessons, a vocabulary of more than 600 words would be acquired. The video tapes can be obtained from the Director, Oregon State School for the Deaf, Oregon State Department of Education, 999 Locust St., N.E., Salem, Oregon 97310. (CK)

ED 100 162

A manual for use with video taped lessons

Communication with the Hearing Impaired

A course designed for parents, staff members, and interested persons to provide a basic sign vocabulary which has been approved by and is in use at the Oregon State School for the Deaf.

prepared by

Oregon State University

and the

Oregon State School for the Deaf

ED 100 513

This project was made possible through Title I, E.S.E.A. Grant No. 74090A.

U.S. DEPARTMENT OF HEALTH
EDUCATION & WELFARE
NATIONAL INSTITUTE OF
EDUCATION
THE INFORMATION HAS BEEN REPRODUCED EXACTLY AS RECEIVED FROM THE PERSON OR ORGANIZATION ORIGINATOR. POINTS OF VIEW OR OPINIONS STATED DO NOT NECESSARILY REPRESENT THE NATIONAL INSTITUTE OF EDUCATION OR THE U.S. DEPARTMENT OF HEALTH, EDUCATION & WELFARE.



This project was made possible through Title I, E.S.E.A. Grant No. 74090A. Many thanks to the National Association of the Deaf, the Washington School for the Deaf, and all the people who helped make the teaching package a reality.

Spring and Summer, 1974

3

Table of Contents

Introduction

How to "Read" Our Signs

Lesson 1

Lesson 2

Lesson 3

Lesson 4

Lesson 5

Lesson 6

Lesson 7

Lesson 8

Lesson 9

Lesson 10

Lesson 11

Lesson 12

Lesson 13

Lesson 14

Lesson 15

Lesson 16

Lesson 17

Alphabetical Index of Signs

INTRODUCTION

A series of lessons have been prepared and recorded on video tape to help you learn sign language. You can move through these lessons as fast or as slowly as you like. It depends on you.

You should have received a packet containing the following items:

1. Introduction
2. How to read our illustrations
3. Lesson 1
 - a. Vocabulary Words list (1)
 - b. Vocabulary Words response sheet (3)
 - c. Story Text (1)
 - d. Questions for Story Without Written Text (1)
 - e. Text and Answers for the Second Story on the Tape (1)
 - f. Drawings of signs (corresponding to the vocabulary list) (4 pages)

When you finish all the lessons, you will know over 600 words.

Here is some specific information and instructions to help you get the most out of each lesson. Each lesson follows the same pattern.

First, the vocabulary words are presented in the following manner:

1. The person on video-tape shows you the word but does not say the word.
2. He signs and says the word simultaneously.
3. He explains how to make the sign.
4. He signs and says the word again.

The words are presented in alphabetical order. Your packet contains a list of the vocabulary words given in the lesson.

You have two objectives for each vocabulary word:

1. learn to identify the word when you see it, and
2. learn to sign the word.

You can practice signing the word along with the man on the tape. He not only shows you how to sign the word, but also gives you some verbal explanation to help you make the correct hand shapes. You can test yourself by using the vocabulary list and signing each of the words. You should not proceed to the next lesson until you can sign all the words. When you are practicing the words, you should say and sign the words simultaneously. To use total communication correctly, you should say and sign every word simultaneously.

When the person on tape signs the word without saying it, you have a chance to test yourself. You will find a Vocabulary Words Response Sheet in each learning packet. Watch the word, write it in the space provided, and check it immediately when he says the word. Do this as often as you like, but at least once before proceeding to the next lesson. You should not proceed to the next lesson until you can correctly identify all the words.

Following the vocabulary words, you will see the first story. It is told using signs only. Try to "read" the signs and understand the story. A written text of the story is provided so that you may follow it if you wish. You may also use the story to help you practice signing sentences. Read, sign and say the sentences simultaneously. Proceed to the next lesson when you are able to "read" and understand all the signs in the story and you are able to sign the sentences while reading them.

Last, you will see a second story. It is also told using signs only. Try to "read" the signs and understand the story. Your learning packet contains a sheet titled "Questions for Story Without Written Text." Try to answer the questions. The text of the story and answers to the questions are on the next page (title: Text and Answers for the Second Story on the Tape). You may wish to have someone else correct your answers from the answer sheet. If you did not get all the answers correct, you can try again on your next viewing of the tape.

In summary, before you move on to the next lesson you should:

1. be able to identify each sign when presented with the sign only on the vocabulary portion of the video tape.
2. be able to sign each word listed on the vocabulary word list.
3. be able to understand the signs (sentences) from stories 1 and 2.
4. be able to sign the sentences from story 1 when reading the text.
5. be able to answer the questions in writing from story 2.

HOW TO "READ" OUR ILLUSTRATIONS

Most of the illustrations can be understood and reproduced with a minimum of confusion if you know how to "read" the whole picture. This means that you must determine the correct angle of view from which the illustration was drawn. The four most commonly used are: Over-the-shoulder, Side-view, Straight-ahead view, and Bird's-eye view.

Here are some examples of each of the above mentioned view points:

THING



OVER-THE-SHOULDER

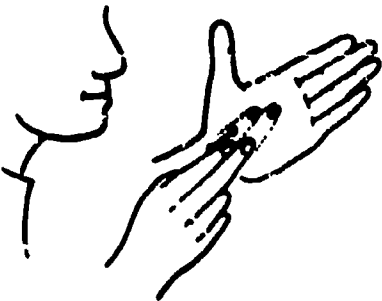
HABIT



WHILE



BUTTER (B.M.)




SIDE-VIEW


WATER



YOUR



ALLOW




STRAIGHT-AHEAD VIEW

SIT



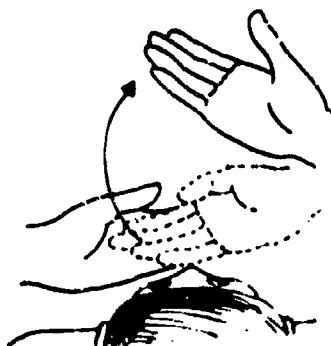
LET



COLLAGE



BUY



PART



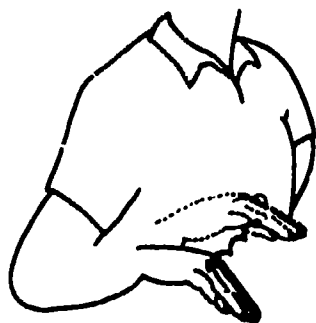
(M.M.) stands for Multiple Motion and indicates the motion is to be repeated a few times. How many times? Well, maybe three or four. Why? To give the signs some emphasis. Your facial expressions will take the place of "tone of voice". The repeated motions are insurance against "deadpans" in a way. So put some life and repetition into the following

MM's:


DUCK (M.M.)



CHILDREN (M.M.)

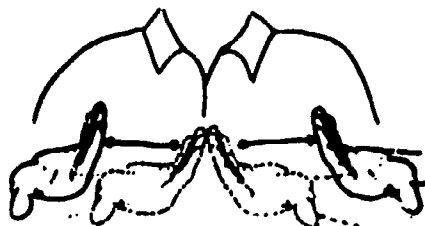


SPRING (M.M.)



(O.D.) indicates Opposite Direction when two hands are used. A strict opposite direction is depicted in the following examples:


SEPARATE (O.D.)



Be careful with many of the other words that have the "O.D." notation after them. Nearly all of them are "opposite" only in the sense that you must move your hands either back-and-forth or circle-wise alternatively.

Note the following examples:

COMMUNICATE (O.D.)



EXPLAIN (O.D.)




MAYBE (O.D.)



Once you know how to get your bearings by determining the correct angle of view, you will have taken a giant step toward reproducing the sign correctly. (If you are left-handed, don't get the idea that you must become a "righty.") The illustrations were made for the right-handed majority, but reversing the hands will not effect the sign.

Many of the illustration contain dotted outline images to help you locate the starting point of the hand(s). From there, you must continue the movement toward the solid outline with the help of directional arrows. The sign is then completed. Here are some examples of how it is done.

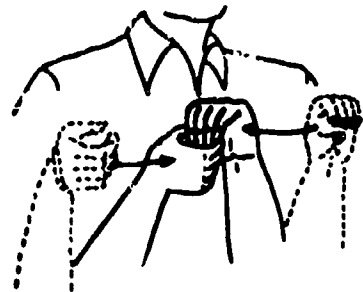
LEAD



PLACE



OWN




Do not overlook or disregard the parenthetical notations which may come after some words. They are (D.M.), (M.M.), and (O.D.). The first one indicates a double motion, the second a multiple motion and the last one indicates the opposite direction. (If there is no notation, then it is a single motion.) Each one is important because many signs will not be complete without the proper repetition or directional movement.

(D.M.) stands for Double Motion and indicates that the motion is to be repeated only twice. Try these examples:


BROWN (D.M.)



KNOW (D.M.)



WINTER (D.M.)



For regular verbs in the past tense: A regular verb ends in the suffix "ed". All you do is sign the verb and fingerspell "D" to denote it is in the past tense. For example, sign the verb "play", then fingerspell "D" which means "played."

For irregular verbs in the past tense (verbs such as "sing", "run", "throw" which change their form to "sang", "ran", "threw"), we sign the verb and then add the sign for the past tense.

For the participle (such as "thrown", "sung", "risen"), we sign the verb then fingerspell the last letter of the verb in its changed form. Hence, the verb "thrown" would be signed "throw" and the last letter of the changed verb which is "n" would be fingerspelled.

For the progressive tense, sign the verb and add the sign for "ing."

Name _____

Lesson Number _____

**VOCABULARY WORDS
RESPONSE SHEET**

- | | |
|-----|-----|
| 1. | 37. |
| 2. | 38. |
| 3. | 39. |
| 4. | 40. |
| 5. | 41. |
| 6. | 42. |
| 7. | 43. |
| 8. | 44. |
| 9. | 45. |
| 10. | 46. |
| 11. | 47. |
| 12. | 48. |
| 13. | 49. |
| 14. | 50. |
| 15. | 51. |
| 16. | 52. |
| 17. | 53. |
| 18. | 54. |
| 19. | 55. |
| 20. | 56. |
| 21. | 57. |
| 22. | 58. |
| 23. | 59. |
| 24. | 60. |
| 25. | 61. |
| 26. | 62. |
| 27. | 63. |
| 28. | 64. |
| 29. | 65. |
| 30. | 66. |
| 31. | 67. |
| 32. | 68. |
| 33. | 69. |
| 34. | 70. |
| 35. | 71. |
| 36. | 72. |

12/23

LESSON 1
VOCABULARY WORDS

a	question mark
am	sign
are	some
ask	talk
bread	the
can	thing
child	want
cookie	we
cracker	what
do (aux.)	with
eat	you
egg	
for	
he	
him	
hungry	
I	
ing	
is	
learn	
milk	
now	
our	

34 words

LESSON 1
STORY TEXT

We are learning to sign. Our child is learning to sign. Now we can talk with him. We can ask him what he wants. He asks for the things he wants. Do you want some milk? What do you want to eat? Do you want some bread, some eggs, a cookie, a cracker? Are you hungry? I am hungry, I want a cookie.

Name _____

LESSON 1

QUESTIONS FOR STORY WITHOUT WRITTEN TEXT

1. Is the child hungry?

2. What does he want to do?

3. What three signs are the parents learning?

4. What does the parent want to eat?

LESSON 1

TEXT AND ANSWERS FOR THE SECOND STORY ON THE TAPE

Text

Our child is hungry. He wants to eat. We sign with him, he can ask for what he wants. We are learning the signs for eggs, cookie, cracker. He wants some cookies. I am hungry too, I want a cracker.

Answers

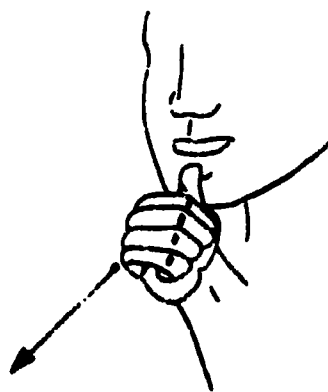
1. yes
2. eat
3. eggs, cookie, cracker
4. cracker

Lesson 1

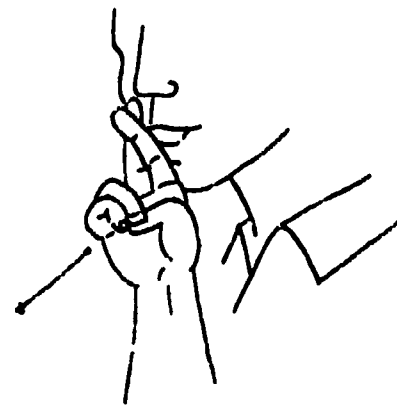
A




AM



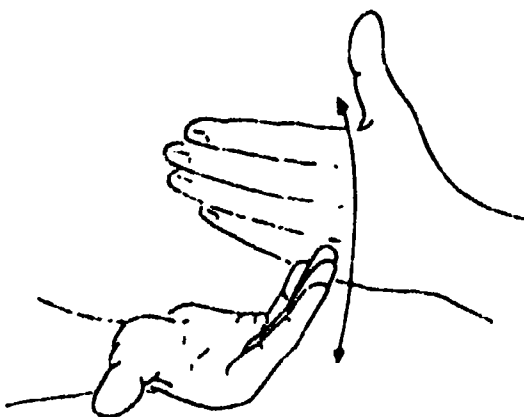
ARE



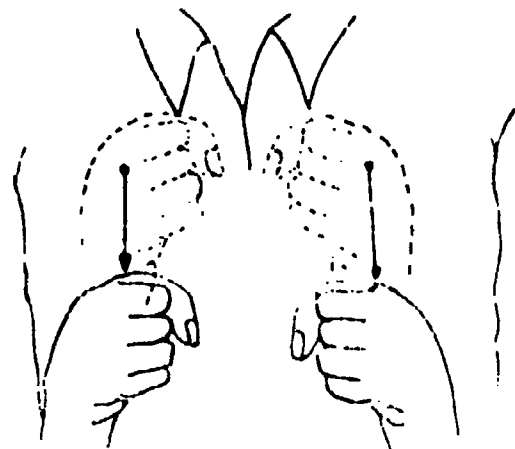
ASK




BREAD



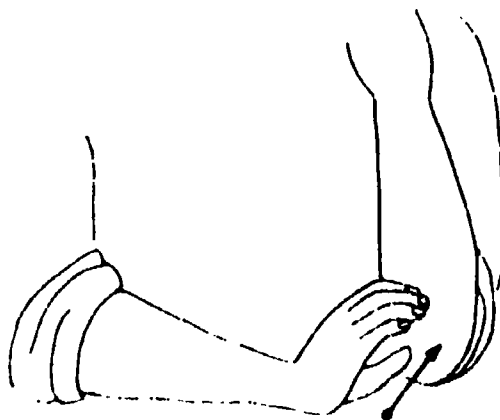
CAN




CHILD (D.M.)



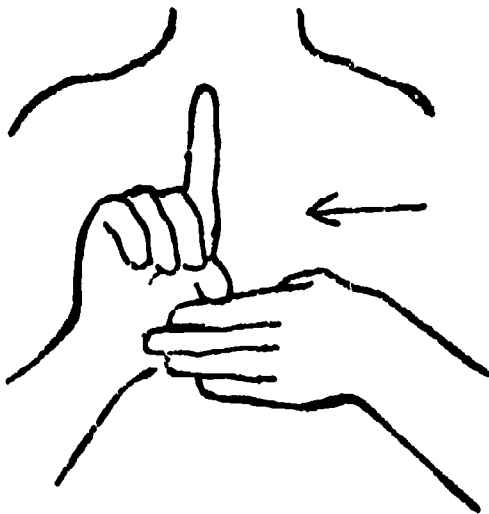
COOKIE (D.M.)



CRACKER (D.M.)



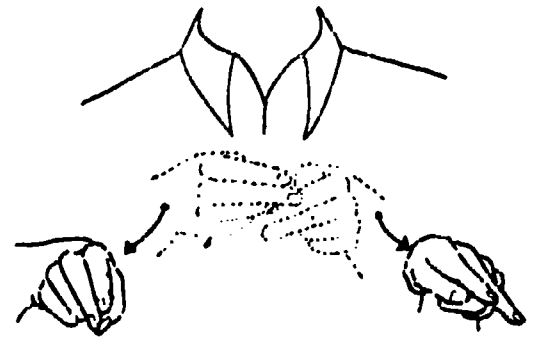
DO (aux.)



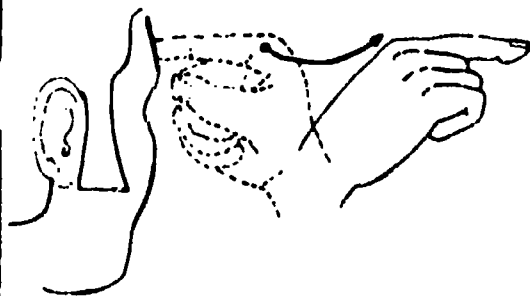
EAT (D.M.)



EGG (D.M.)



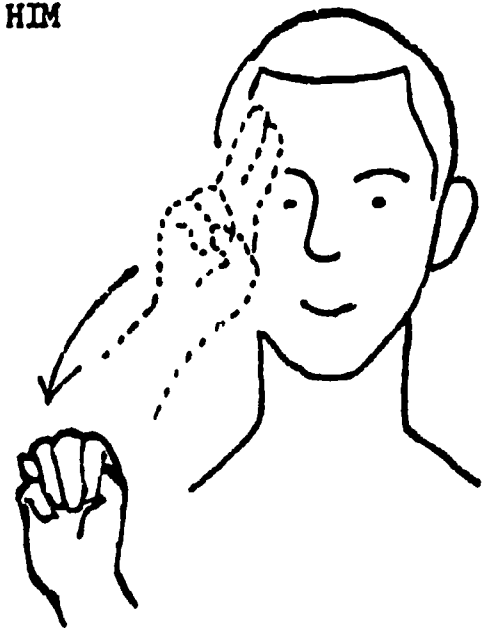
FOR



HE



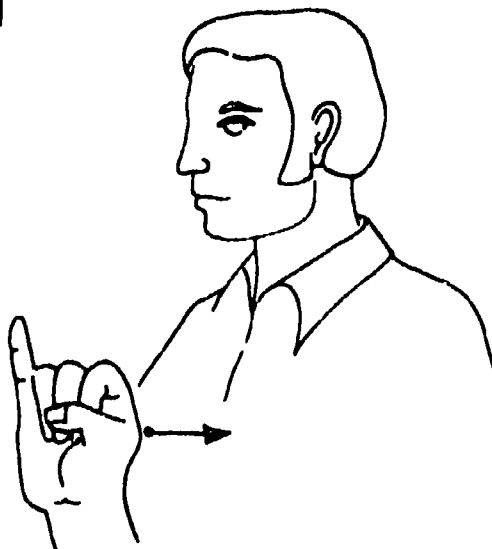
HIM




HUNGRY



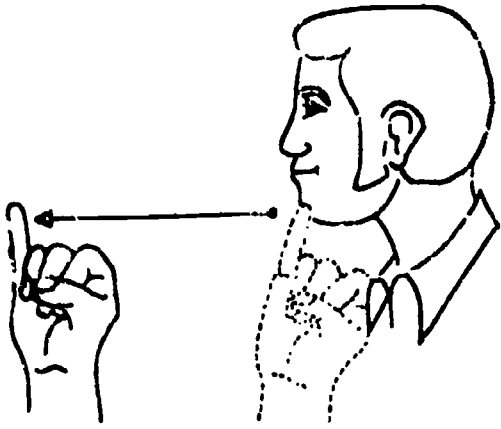
I



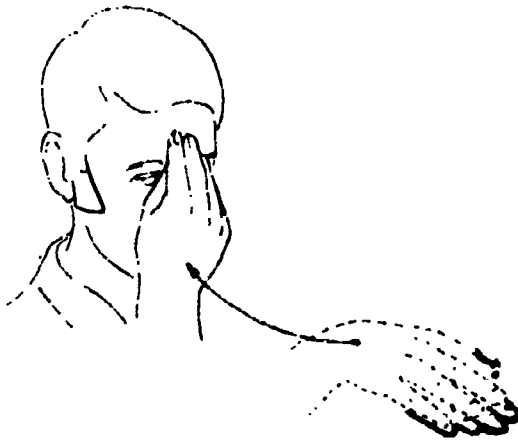
-ING



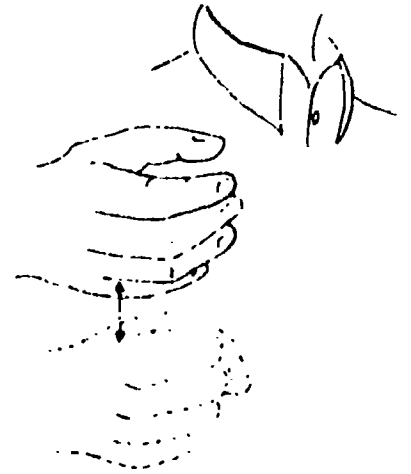
IS




LEARN



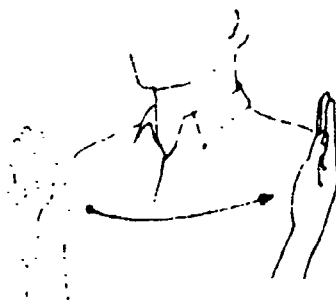
MILK (M.M.)



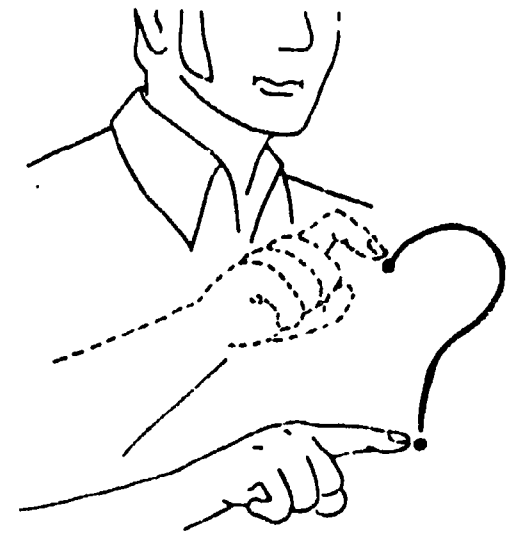
NOW




OUR,




QUESTION (Mark)



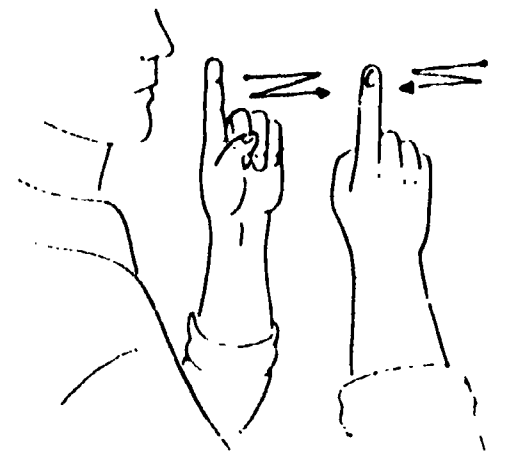
SIGN (M.M.)



SOME



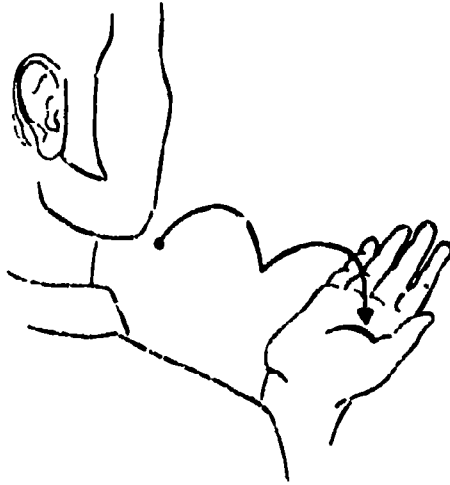
TALK (O.D. and M.M.)



THE



THING



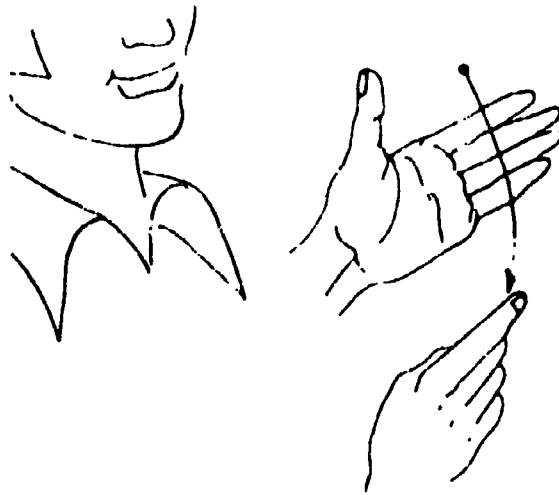
WANT



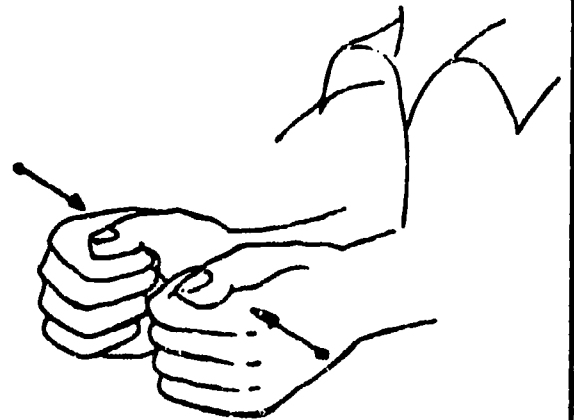
WE



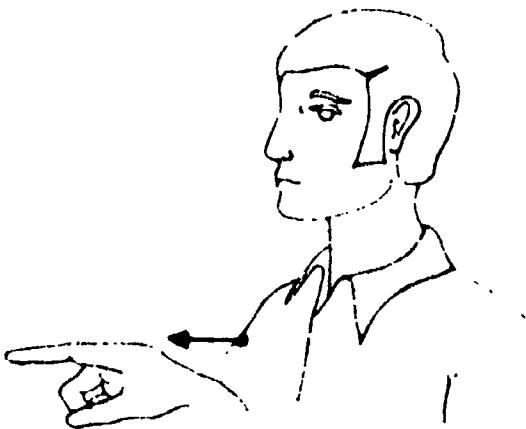
WHAT



WITH



YOU (singular)



LESSON 2
VOCABULARY WORDS

all	really
and	rub
bathe	see
bathroom	shower
clean	take
cold	that
come	them
face	they
good	this
hands	together
here	toilet
hot	us
in	use (v.)
let	wash (hands)
not	wash (face)
on	water
or	why
please	your
put	

36 words

LESSON 2
STORY TEXT

Come here, please. I am in the bathroom. Why don't you use the toilet now. Wash your hands and wash your face. That is the hot and this is the cold. Put the soap in your hands and really rub them together. Let's see your hands. They are all clean now, good. Do you want to bathe? Take your towel and put it on the floor.

Name _____

LESSON 2
QUESTIONS FOR STORY WITHOUT WRITTEN TEXT

1. What does the parent ask the child?
2. How do you think the child responds?
3. Are the child's hands clean?
4. What instructions does the parent give the child about his hands?
5. What should the child do before he leaves the bathroom?

BEST COPY AVAILABLE


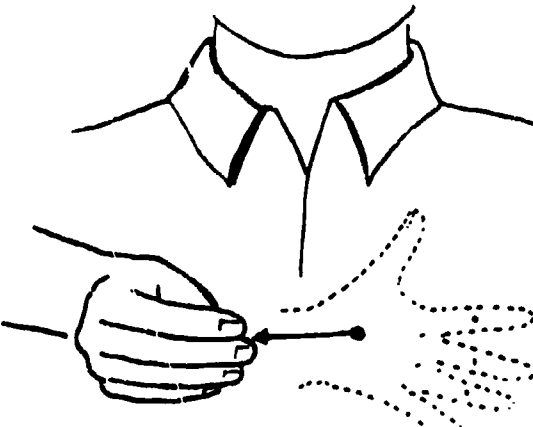
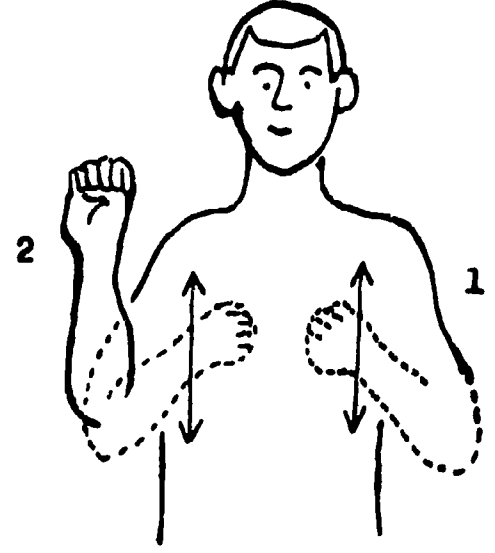

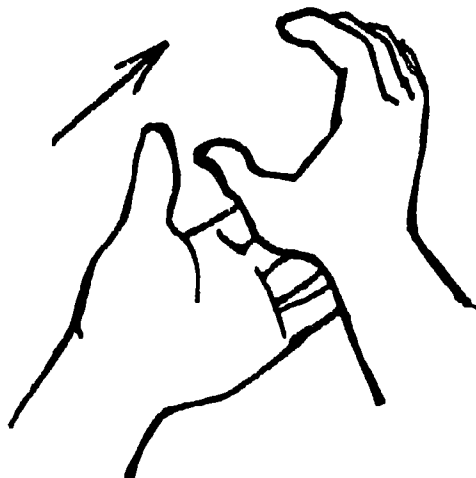

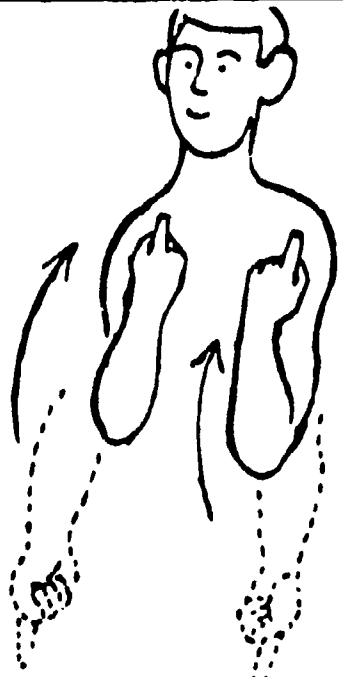

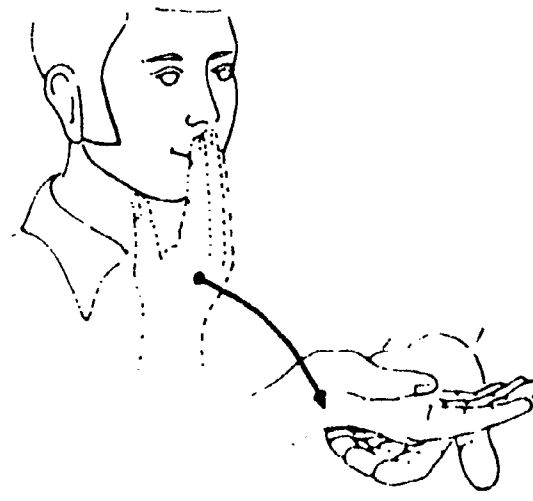
LESSON 2
TEXT AND ANSWERS FOR SECOND STORY ON TAFL

Text

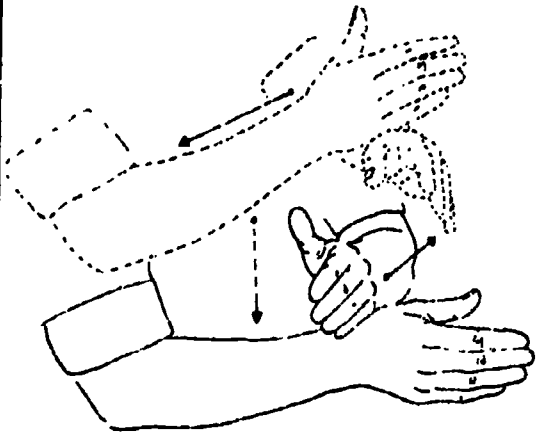
Why don't you want to take a shower? Do you want to bathe? Why not? Don't you like to bathe or shower? Let me see your hands and face. They are not clean at all. Please wash your hands with this soap and use some hot water. Fealliv rub them together. Good, they are clean now. Use the toilet before you leave the bathroom.

Answers

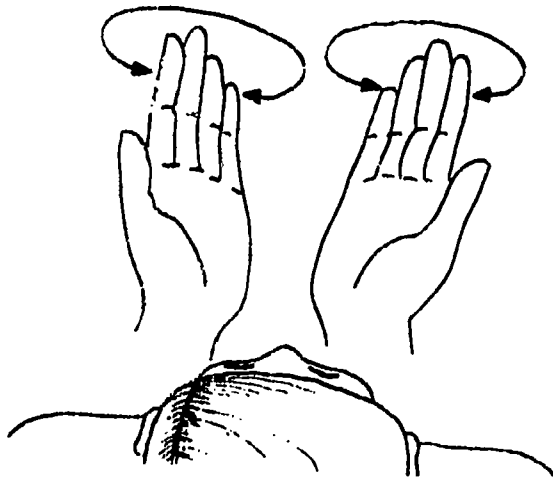
1. shower, bathe
2. no
3. no
4. wash them with soap and hot water
5. use the toilet

<p>ALL</p> 	<p>AND</p> 	<p>BATHE (D.M.)</p> 
<p>BATHROOM</p> 	<p>CLEAN</p> 	<p>COLD (M.M.)</p> 
<p>COME</p> 	<p>FACE</p> 	<p>GOOD</p> 

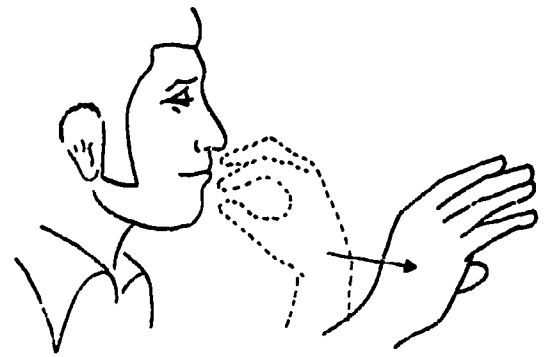
HAND



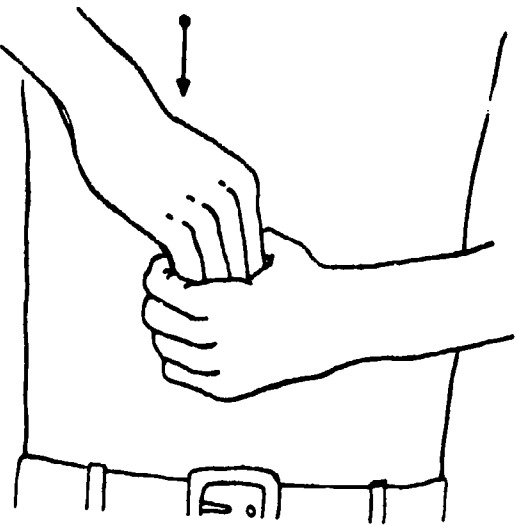
HERE (O.D.) (D.M.)



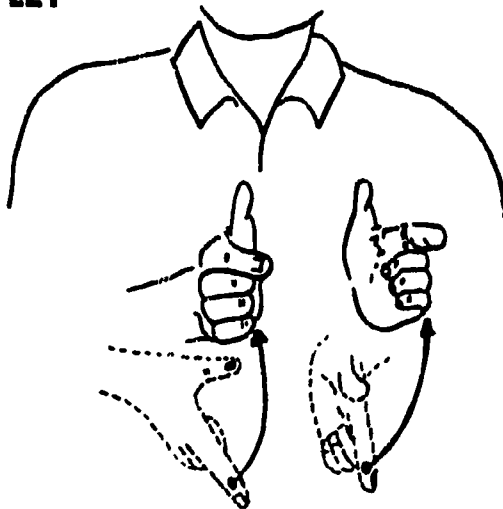
HOT



IN



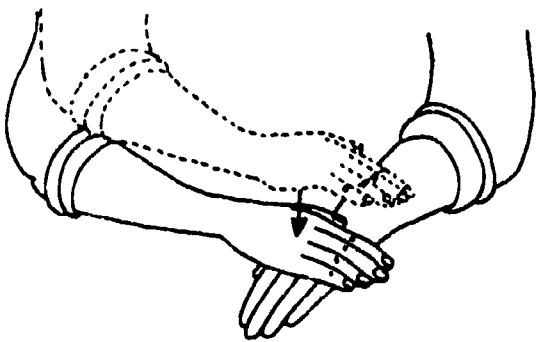
LET



NOT,



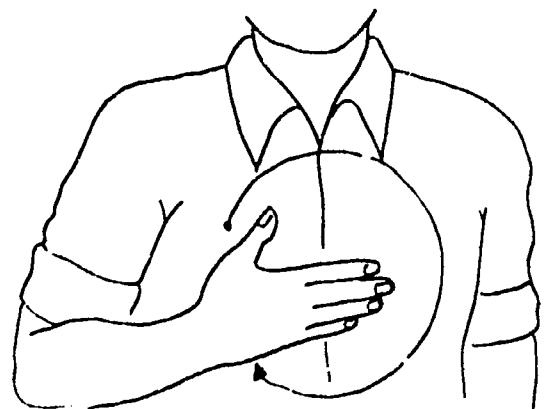
ON



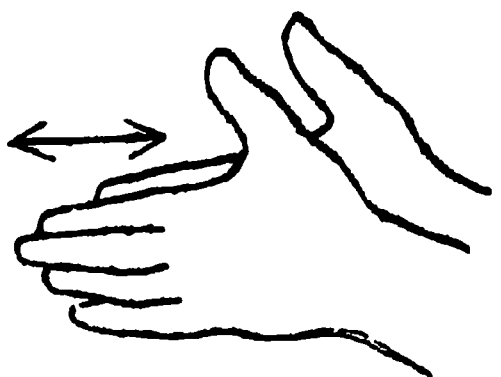

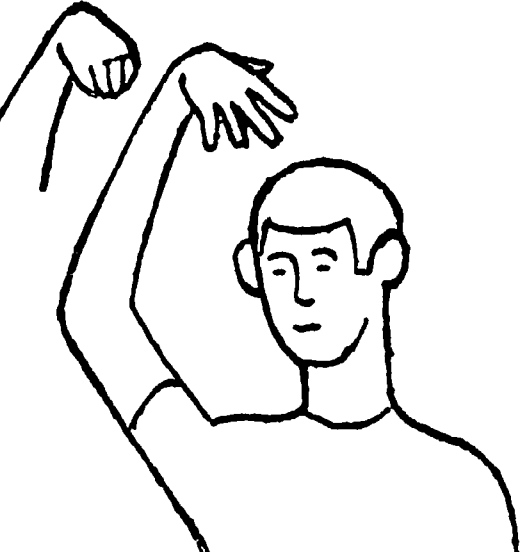
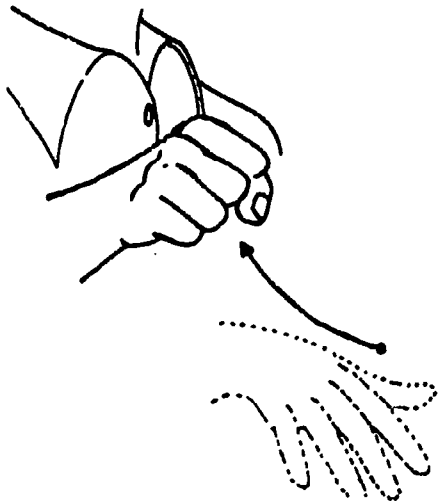

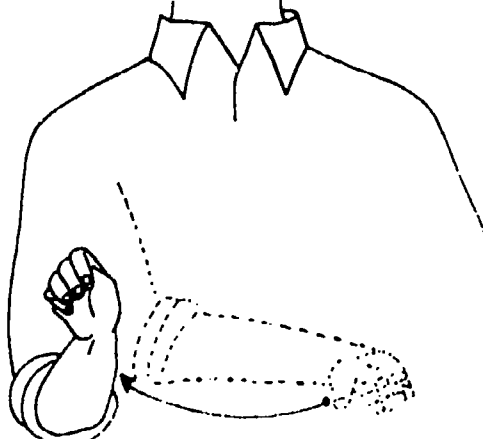
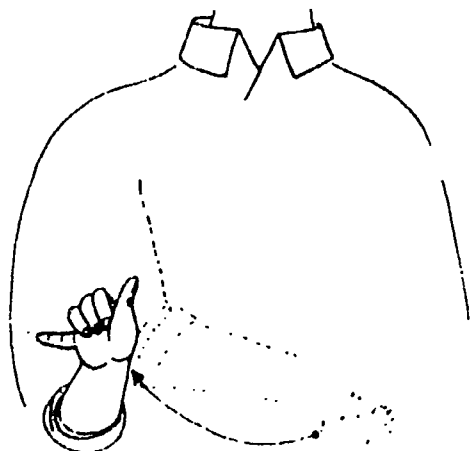






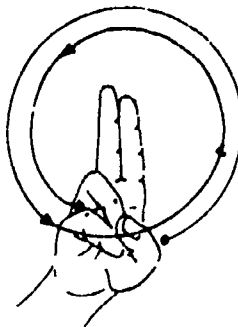



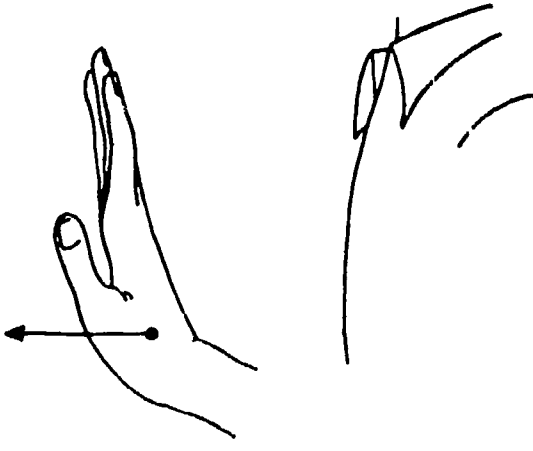
OR



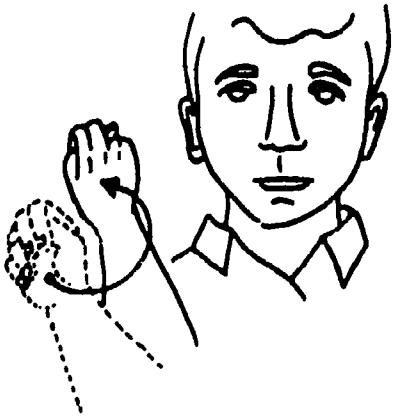
PLEASE



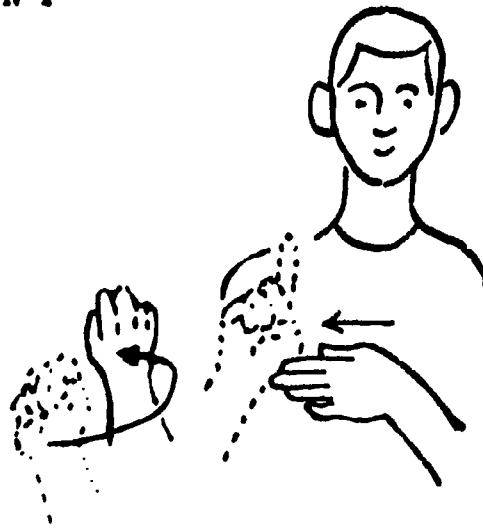
<p>PUT (something in your hand)</p>	<p>REALLY</p>	<p>RUB (O.D. AND M.M.)</p>
		
<p>SEE</p>	<p>SHOWER (O.D. AND D.M.)</p>	<p>TAKE</p>
		
<p>THAT</p>	<p>THEM</p>	<p>THEY</p>
		

<p>THIS</p> 	<p>TOGETHER</p> 	<p>TOILET (M.M.)</p> 
<p>US</p> 	<p>USE,</p> 	<p>WASH (hands) (D.M.)</p> 
<p>WATER</p> 	<p>WHY</p> 	<p>YOUR</p> 

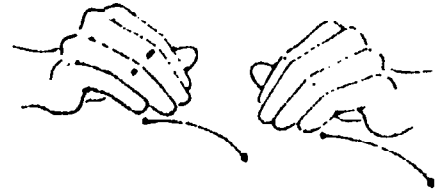
N'T



DON'T



PUT (something away from you.)



WASH (FACE) (D.M.)



LESSON 3
VOCABULARY WORDS

alive	pants
awake	put
bed	shirt
breakfast	sit
close (eyes)	sleep
clothes	take
do (action)	these
eyes	thing
have (possessive)	time
it	today
like (same)	up
like (enjoy)	wash (clothes)
many	when
morning	
must	

LESSON 3
STORY TEXT

It's morning. Time to get out of bed. You're not awake, but you are alive. Open your eyes. Sit up on your bed. Take off your pajamas and put on your clothes. Here's your shirt. Wear these pants, please. You look like you're sleeping when you close your eyes like that. We have many things that we must do today. What do you want for breakfast this morning? Good, I like eggs and milk. We like the same things.

Name _____

LESSON 3

QUESTIONS FOR STORY WITHOUT WRITTEN TEXT

1. What does the speaker like to eat in the morning?

2. Does the speaker like to take a shower before breakfast?

3. Where does the speaker like to eat breakfast?

4. What does the speaker do to look awake?

5. What will the speaker do today?

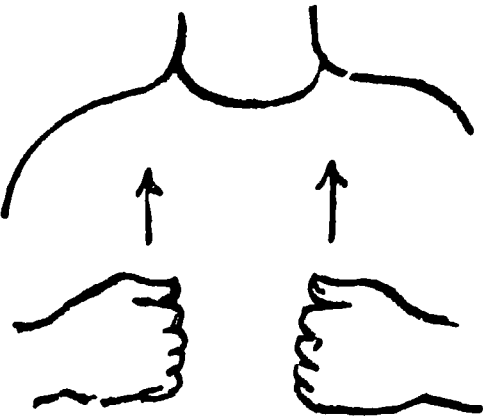
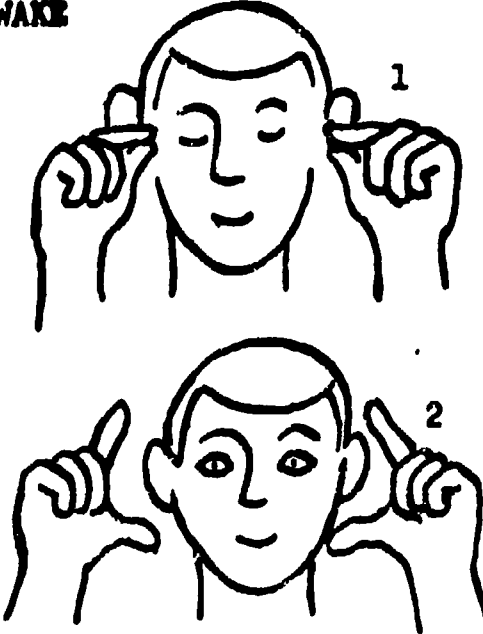



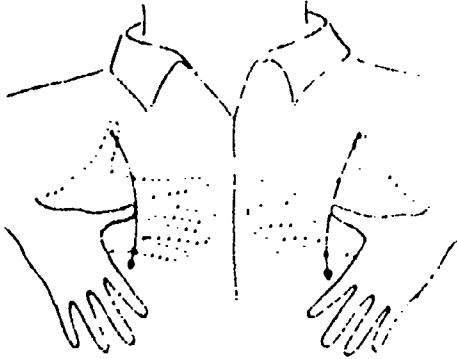
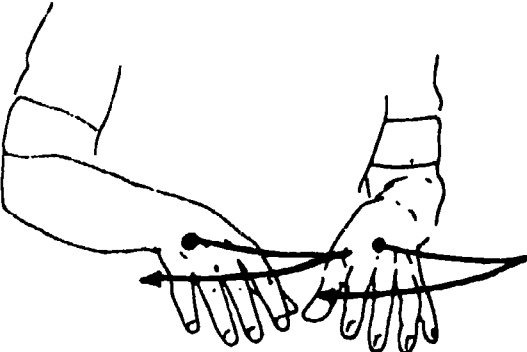

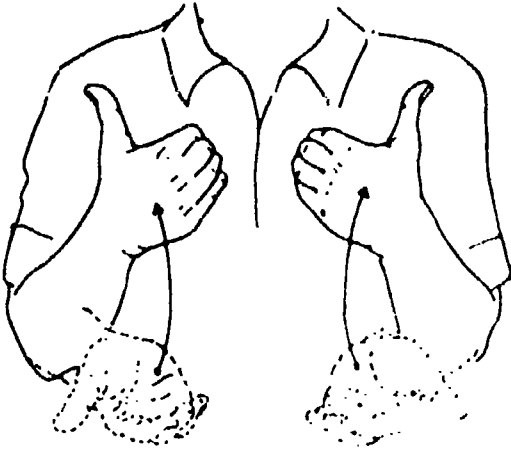
LESSON 3
TEXT AND ANSWERS TO SECOND STORY ON TAPE

Text

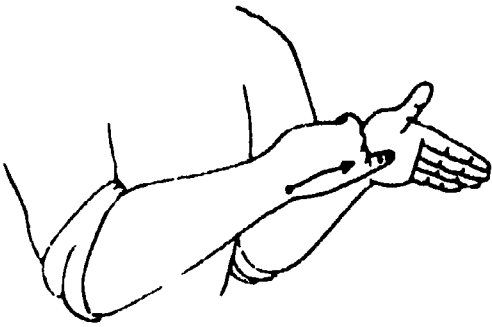
In the morning, I like to eat cookies. Really, I eat eggs and bread. I don't like to take a shower before I eat breakfast. In the morning, I like to eat in bed. I can be asleep with my eyes open, and look like I am awake. I do that when I must do many things in a day. Today I will wash my shirt and get it really clean.

Answers

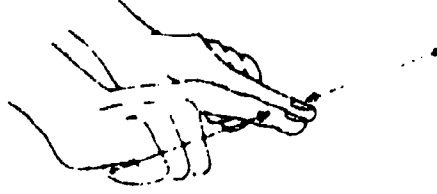
1. cookies
2. no
3. in bed
4. sleeps with eyes open
5. wash shirt

<p>ALIVE</p> 	<p>AWAKE</p> 	<p>BED</p> 
<p>BREAKFAST (D.M.)</p> 	<p>CLOSE (EYES)</p> 	<p>CLOTHES (DM)</p> 
<p>DO (D.M.) (Action)</p> 	<p>EYES</p> 	<p>HAVE (possessive)</p> 

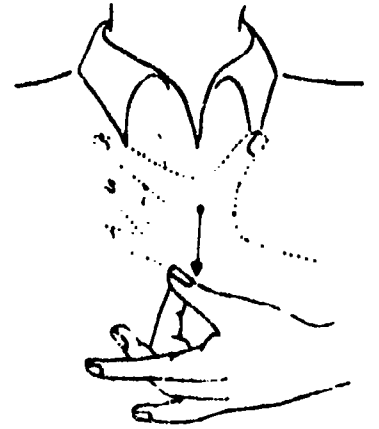
IT



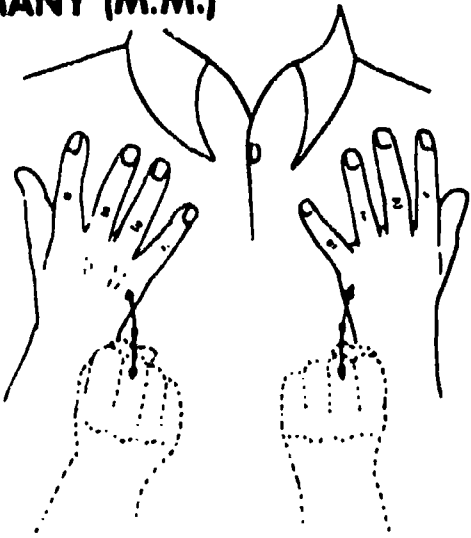
LIKE (the same)




LIKE (enjoy)




MANY (M.M.)



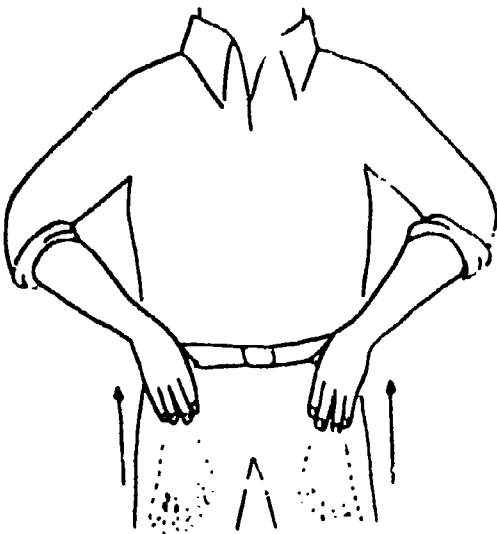
MORNING




MUST




PANTS

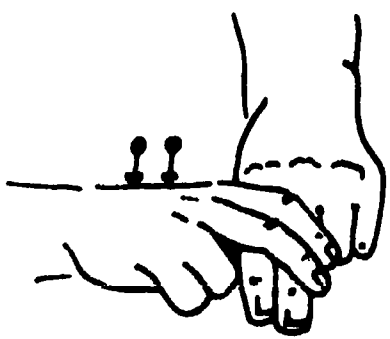
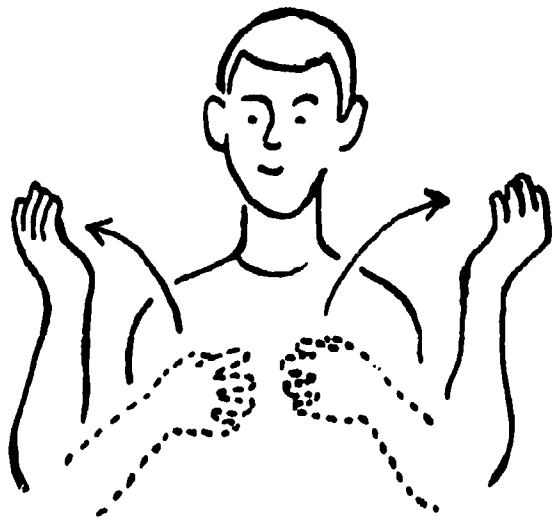




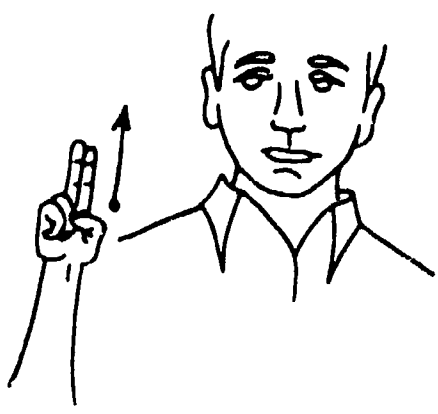

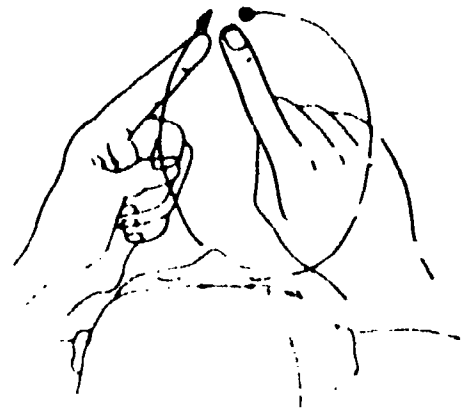


PUT (on something)



SHIRT



<p>SIT</p> 	<p>TAKE (off something)</p> 	<p>THESE</p> 
<p>THING</p> 	<p>TIME</p> 	<p>TODAY</p> 
<p>UP</p> 	<p>WASH (Items)</p> 	<p>WHEN</p> 

SLEEP



LESSON 4
VOCABULARY WORDS

baby	marry
boy	my
brother	mother
children	other
daughter	parent
each	she
family	sister
father	son
girl	were
got	wife
grandfather	woman
grandmother	young
grandparent (fingerspell)	's
her	1) past tense marker -d (regular verbs)
his	2) past tense marker for irregular verbs
husband	
love	
man	
married	

LESSON 4
STORY TEXT

When your grandmother and grandfather were young, they wanted to get married. Your grandparents were in love and wanted to marry each other.

My mother is your grandmother.

She had a baby daughter.

I am her daughter.

She did not have a son or other children.

Your father and I got married and we had a girl and a boy.

We are your parents.

You are our daughter, and your brother is our son.

You are your brother's sister.

Your father is my husband and I am his wife.

All of us together are a family.

Name _____

LESSON 4

QUESTIONS FOR STORY WITHOUT WRITTEN TEXT

1. Who is coming to see the speaker today?

2. Where is Grandmother staying?

3. When will the family all be together?

4. Who is arriving from Portland?

5. Does she have a husband?

6. What does the family enjoy doing when they are together?

LESSON 4

TEXT AND ANSWERS FOR SECOND STORY ON TAPE

Text

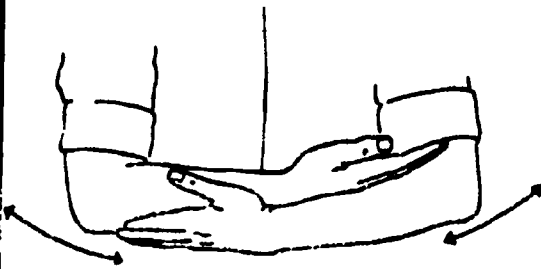
My grandfather is coming to see me today. Grandmother is staying with my brother and his wife. My parents like it when we are all together. On Monday morning the family will all be together. My sister will come from Portland. She is a young woman and is not married. My family really likes to eat and talk together.

Answers


1. grandfather
2. with brother and his wife
3. Monday
4. sister
5. no
6. eat and talk

BEST COPY AVAILABLE
Lesson 4


BABY (D.M.)



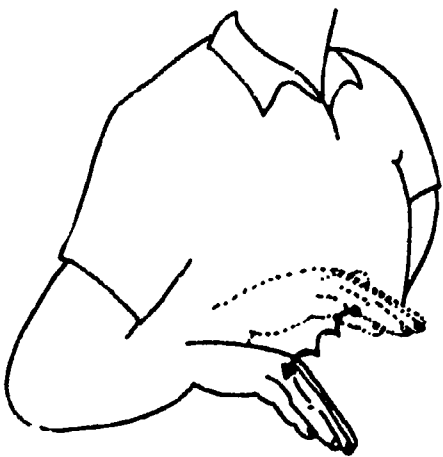
BOY



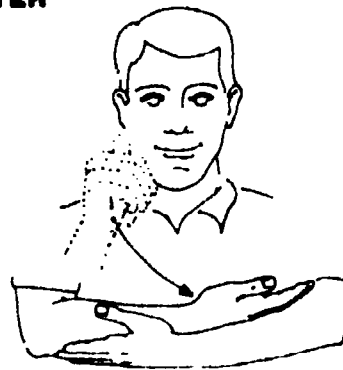
BROTHER



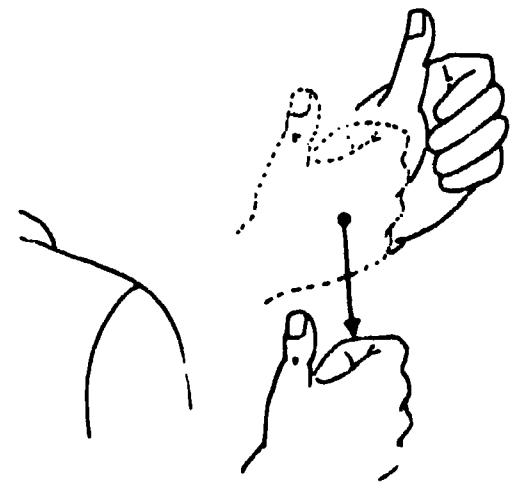
CHILDREN (M.M.)



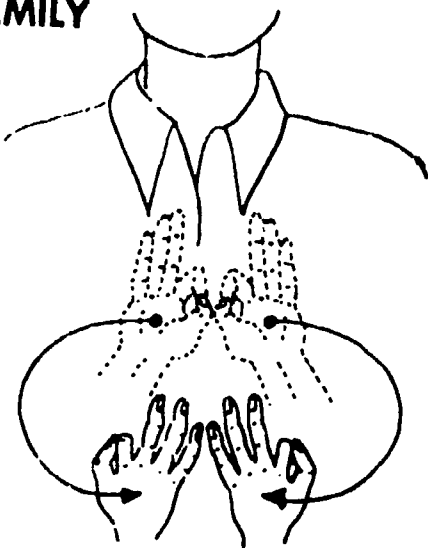
DAUGHTER




EACH



FAMILY




FATHER




GIRL



GRANDFATHER




GRANDMOTHER



GRANDPARENT (fingerspell)

HER (possessive)



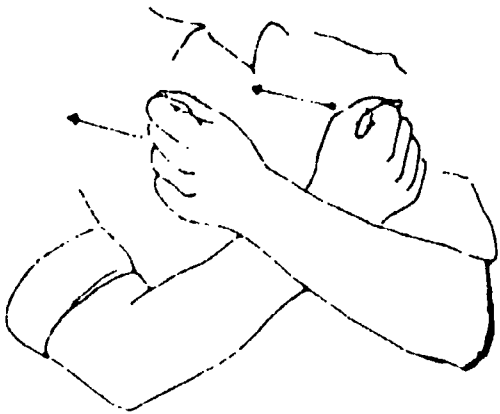
HIS



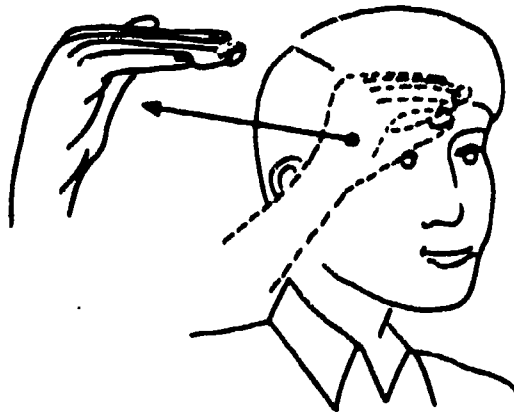
HUSBAND




LOVE



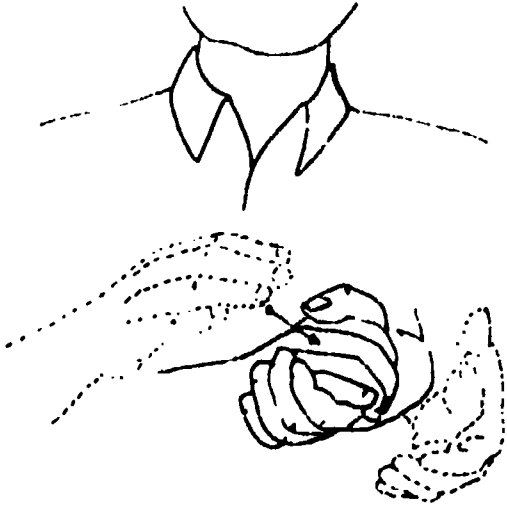
MAN



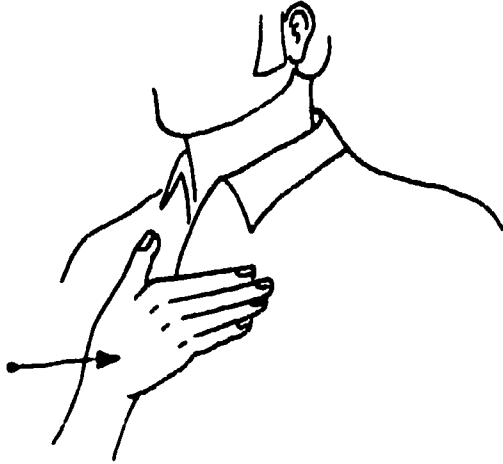
MARRIED



MARRY



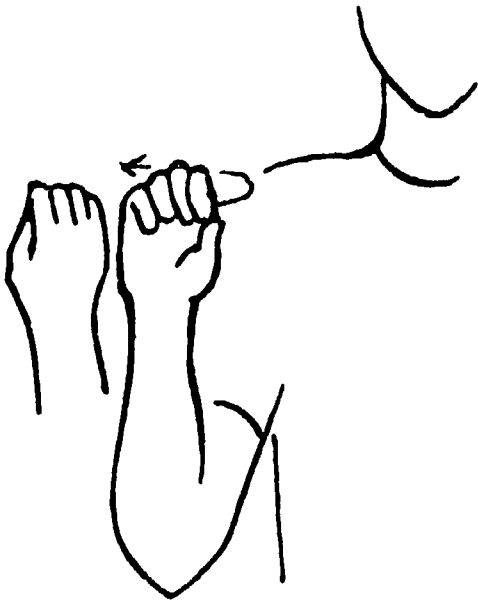
MY




MOTHER



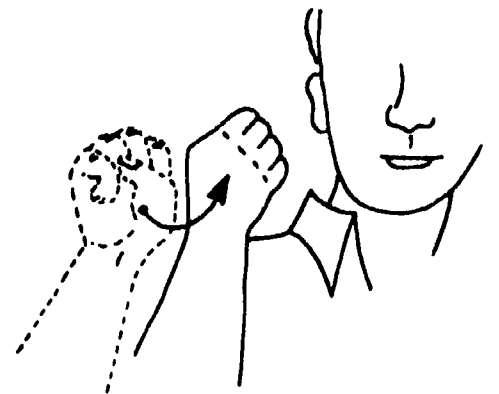
OTHER




PARENT



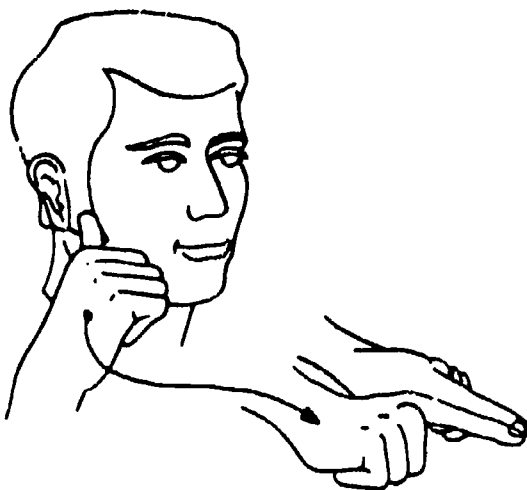
'S



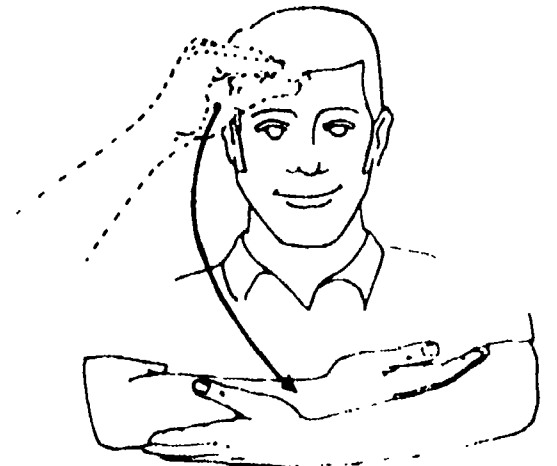
SHE



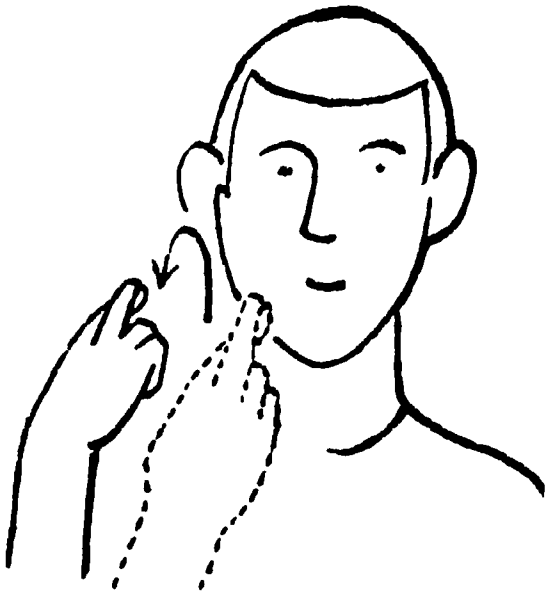
SISTER



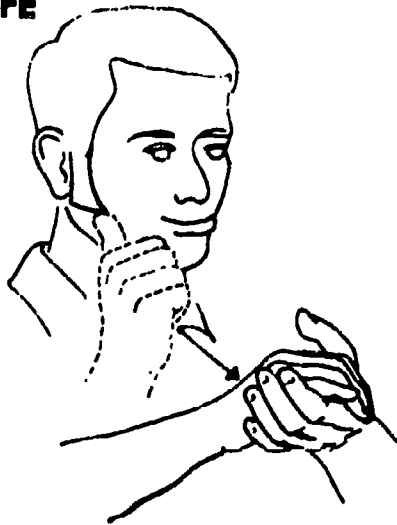
SON




WERE



WIFE




WOMAN



YOUNG



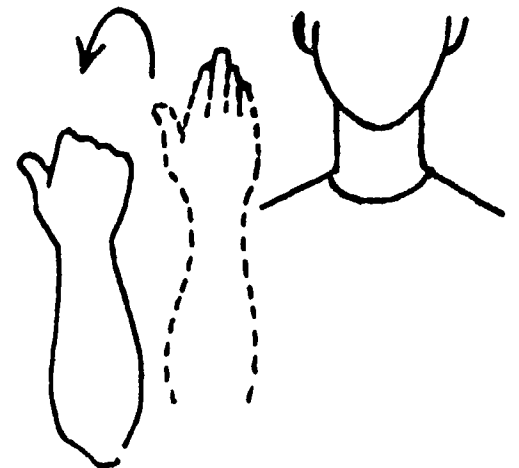
GET



 D (past tense of regular verb)



Past tense of irregular verb



LESSON 5
VOCABULARY WORDS

bandage	office
be	pain
become	pill
been	people
but	seem (appears to be)
dentist	sick
doctor	stop
from	stomach
give	stomachache
go	teeth
has (poss.)	throat
has (aux.)	try
have (aux.)	very
headache	weak
healthy	where
help	will
hospital	yes
make	
me	
medicine	
need	42 words
no	
no	
nurse	

LESSON 5

STORY TEXT

Today we are all going to the doctor.

She is a very nice woman, and you do not need to be afraid of her.

The dentist checks your teeth, not the doctor.

The dentist does not have a office in the hospital.

Yes, the doctor will look at your throat, your eyes, and your stomach.

Now, please try to help me with your brother.

He is sick and has a stomachache, but you seem very healthy.

Your brother has been weak and seems to be sick.

The doctor or her nurse will give us some medicine to help him become better and to make the pain stop.

Medicine is like the pills people take to make headaches stop.

Come on, let us go now.

Name _____

LESSON 5

QUESTIONS FOR STORY WITHOUT TEXT

1. What job does the speaker have?

2. Where is the speaker's office?

3. Are all of the people who come to see the speaker ill?

4. What 2 things (illnesses) are common?

5. Who else can help many of the families?

LESSON 5

TEXT AND ANSWERS FOR SECOND STORY ON TAPE

Text

I am a doctor and my office is in a hospital.

Many of the people that come to see me are healthy.

All they want is someone to talk with and some medicine to make a headache stop.

Many people have stomachaches too.

To be a good doctor, you can't have a weak stomach.

Really, the nurses can try to help many of the families.

I have learned to let my nurse help many of the children and parents.

I see people that are very sick.

Answers


1. doctor
2. in the hospital
3. no
4. stomachache, headache
5. the nurses

Lesson 5


BANDAGE




BE



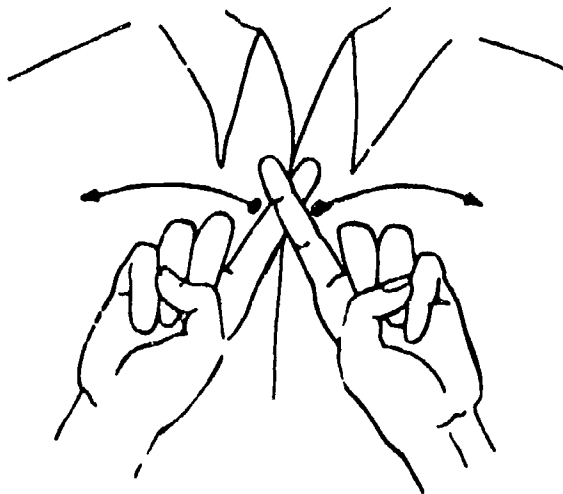
BECOME




OPEN



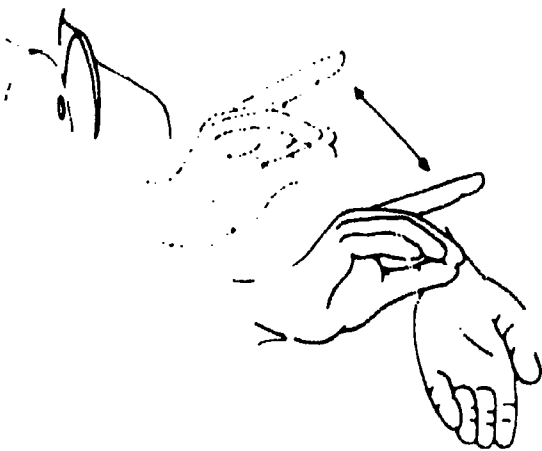
BUT



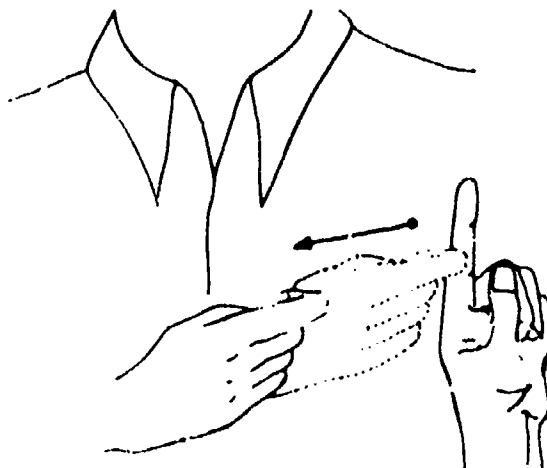
DENTIST (D.M.)




DOCTOR (D.M.)

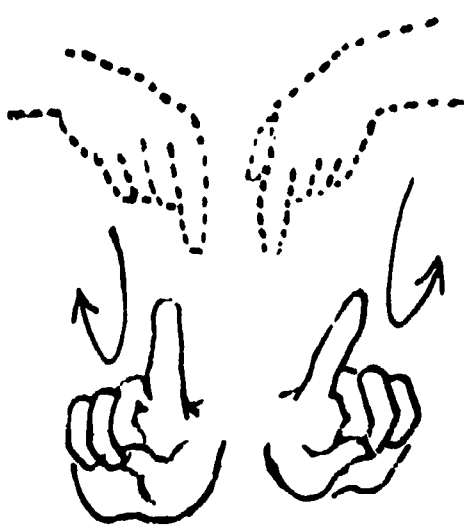
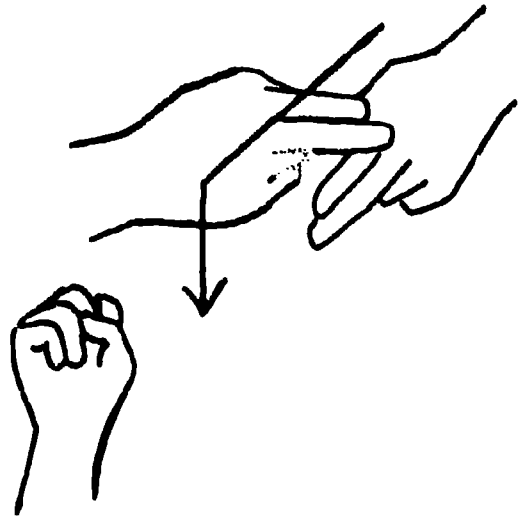

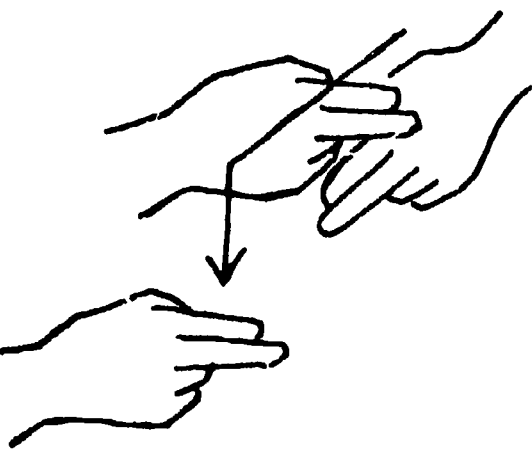


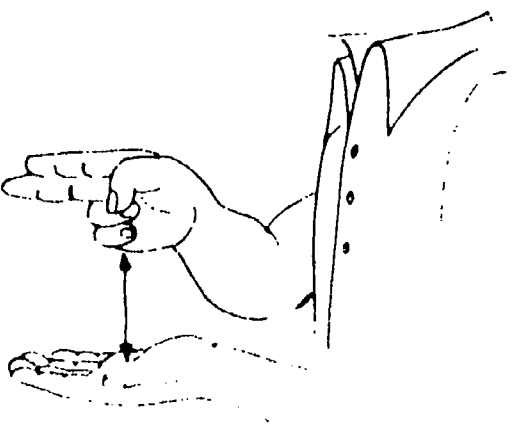
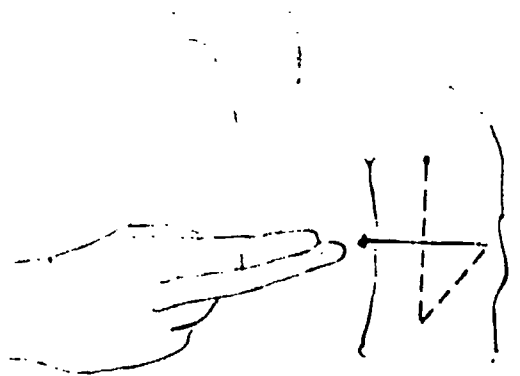
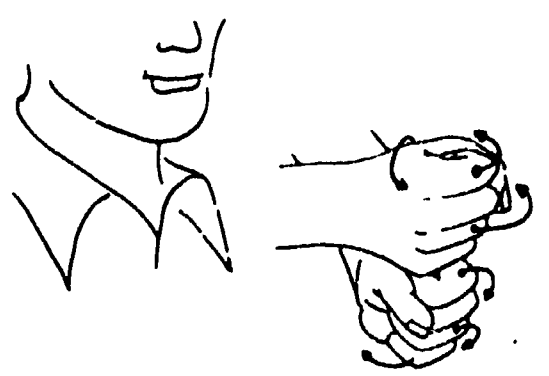


FROM

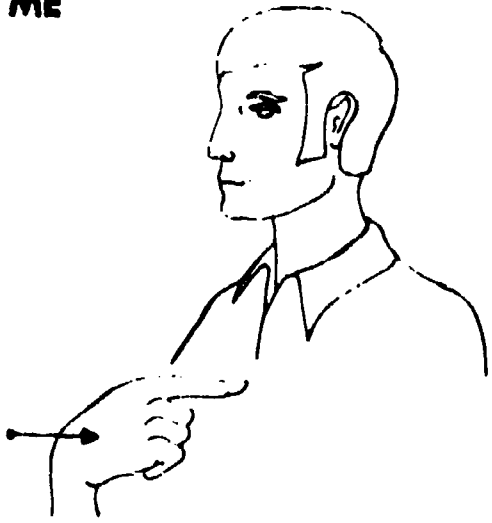


GIVE (to us)




<p>70</p> 	<p>HAS (aux.)</p> 	<p>HAS (poss.)</p> 
<p>HAVE (aux.)</p> 	<p>HEADACHE</p> 	<p>HEALTHY</p> 
<p>HELP</p> 	<p>HOSPITAL</p> 	<p>MAKE (O.D.) (D.M.)</p> 

ME



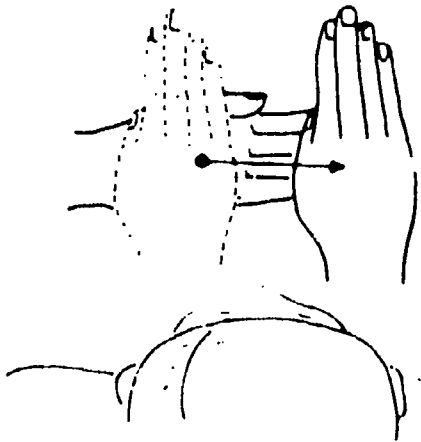
MEDICINE



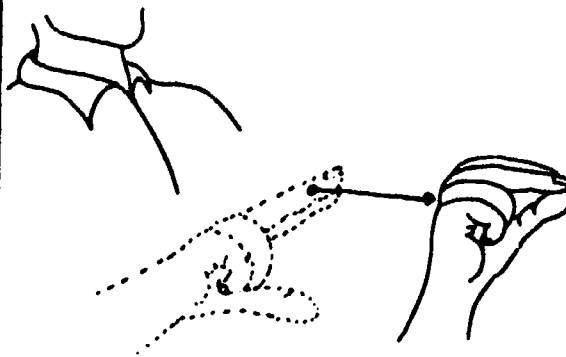
NEED (D.M.)




NICE



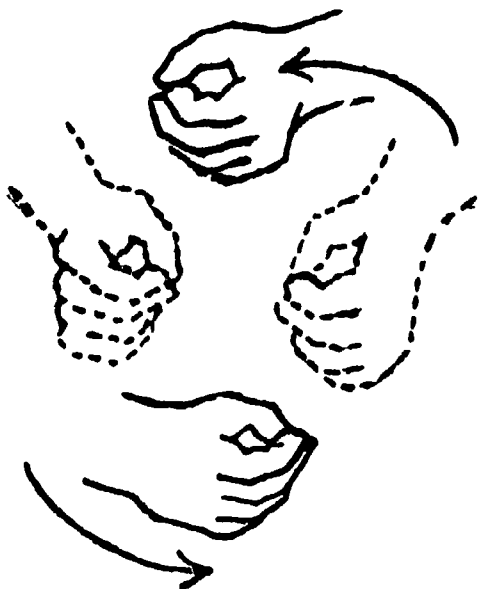
NO



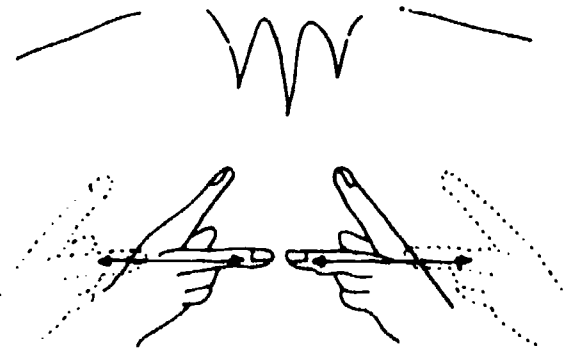
NURSE (D.M.)



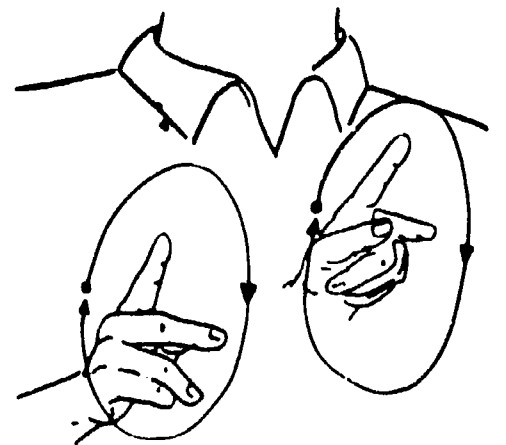
OFFICE




PAIN (D.M.)



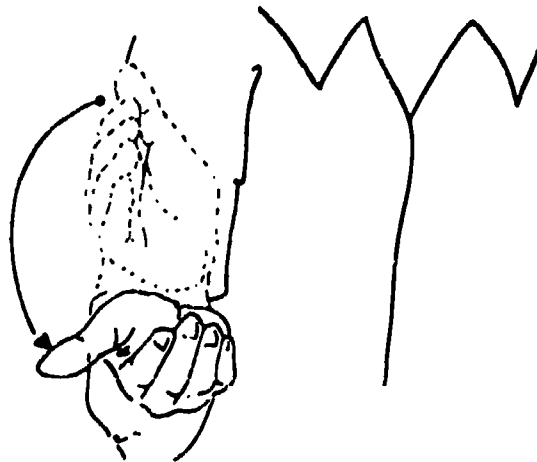
PEOPLE (M.M.)



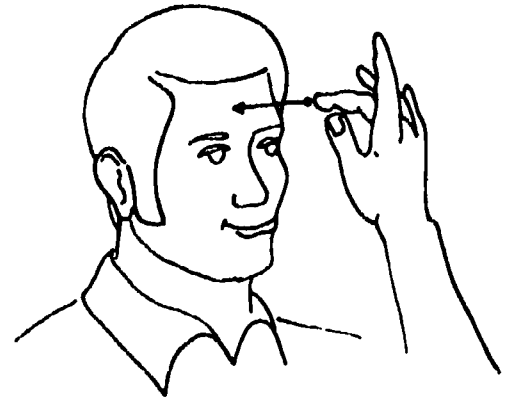
PILL



SEEM



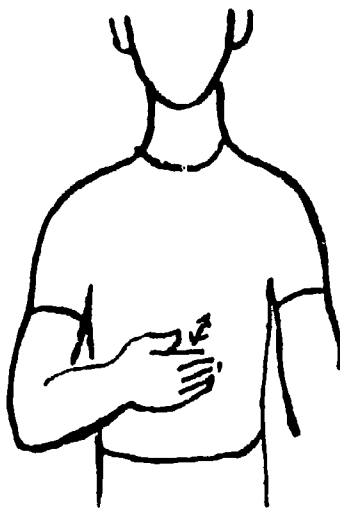
SICK (M.M.)




STOP




STOMACH




STOMACHACHE



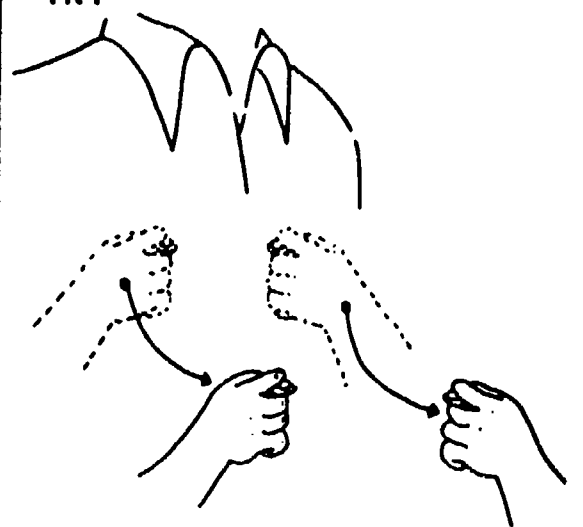
TEETH




THROAT



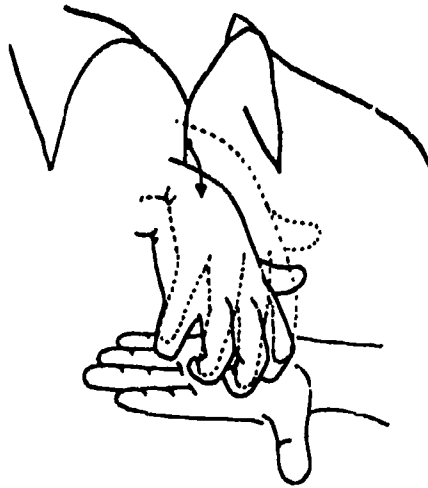
TRY



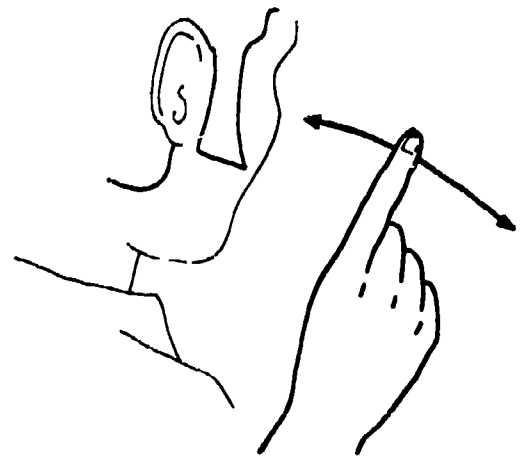
VERY



WEAK (D.M.)



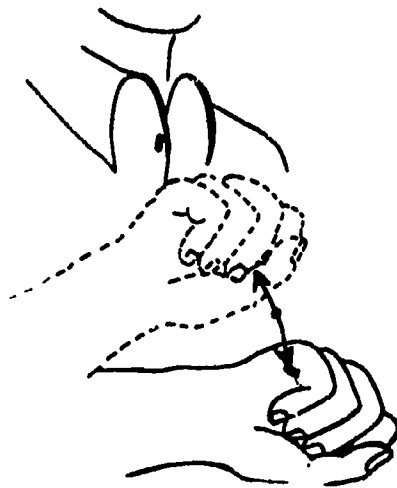
WHERE



WILL



YES (D.M.)



LESSON 6
VOCABULARY WORDS

April	month
August	name
best	November
birthday	October
calendar	Saturday
day	say
December	September
February	someone
Friday	Sunday
January	Thursday
July	Tuesday
June	Wednesday
March	week
May	which
Monday	year

30 words

LESSON 6

STORY TEXT

Your birthday is in May.

It is on May 6th.

That is on a Sunday this year.

Someone has a birthday in every month of the year.

Let us look at a calendar together and say the names of the months.

January, February, March, April, May, June, July, August, September,

October, November, December.

Good, now let us say the days of the week together.

Sunday, Monday, Tuesday, Wednesday, Thursday, Friday, and Saturday.

Which month do you like best?

Which days do you like best?

Name _____

LESSON 6

QUESTIONS FOR STORY WITHOUT WRITTEN TEXT

1. In which month is the speaker's birthday?
2. What 2 events happen in December?
3. What month does the speaker like best?
4. Why does she like that month best?
5. Which day doesn't the speaker like?
6. Why doesn't she like it?

LESSON 6

TEXT AND ANSWERS FOR SECOND STORY ON TAPE

Test

My birthday is on April the 8th and my husband's birthday is in December.

We became married in December on my husband's birthday.

I like the month of December, but I like June the best of all.

In June our family is all together.

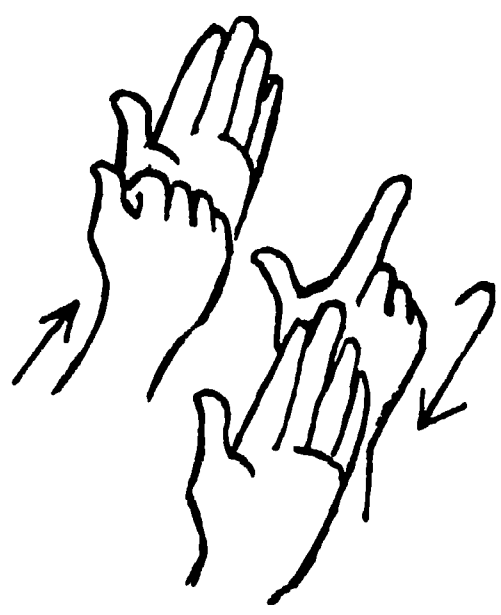
I do not like Tuesday because I have to (must) get out of bed at 4 in the morning.

All the other days of the week I can sleep until 8.

Answers

1. April
2. husband's birthday, wedding anniversary
3. June
4. her family is all together
5. Tuesday
6. has to get out of bed at 4


APRIL



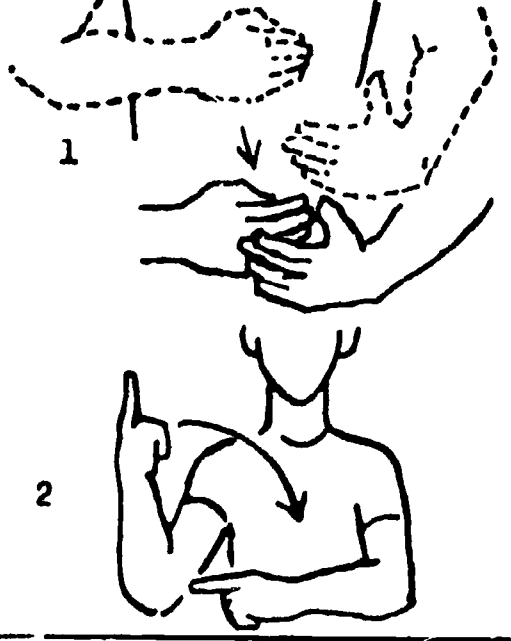
AUGUST



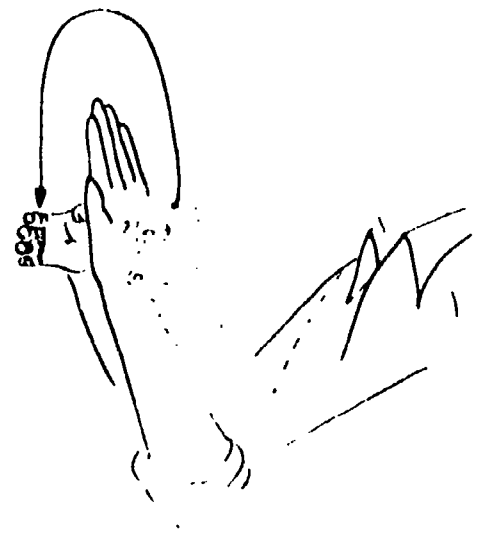
BEST




BIRTHDAY



CALENDAR



DAY



DECEMBER



FEBRUARY




FRIDAY



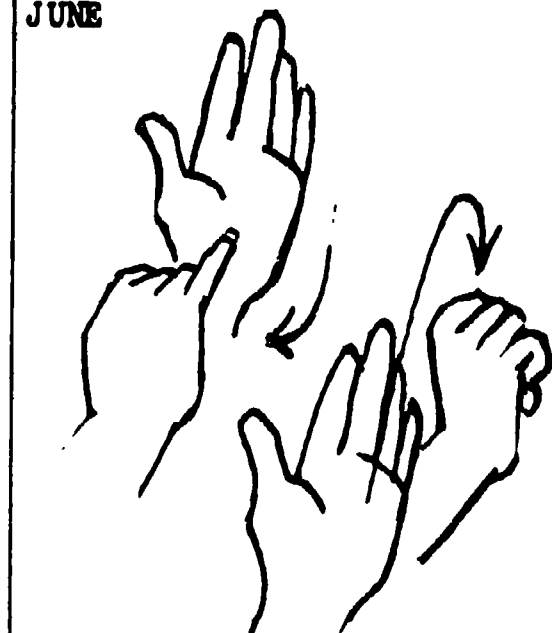
JANUARY



JULY



JUNE



MARCH



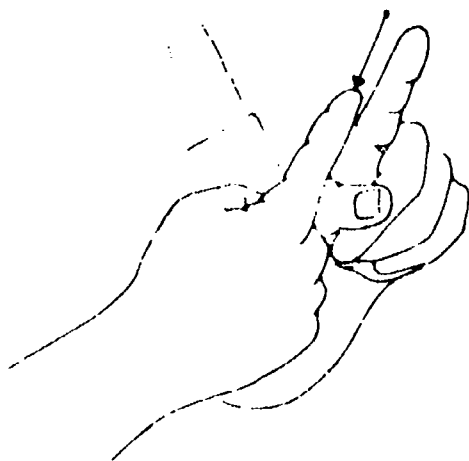
MAY




MONDAY



MONTH



NAME (D.M.)



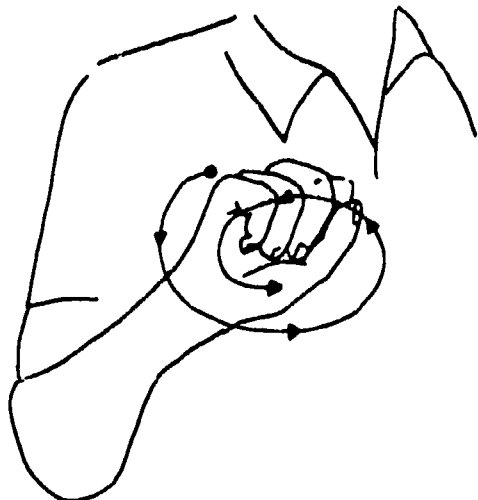
NOVEMBER



OCTOBER




SATURDAY




SAY (D.M.)



SEPTEMBER



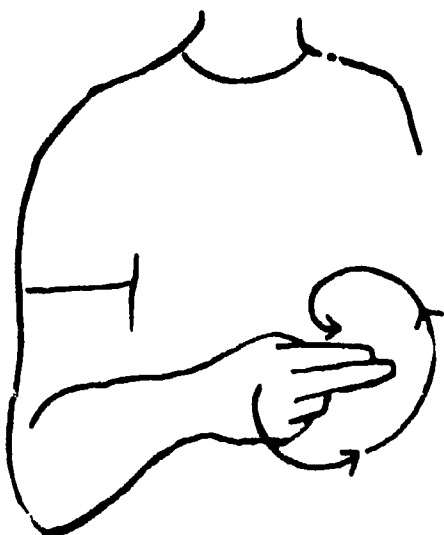
SOMEONE



SUNDAY



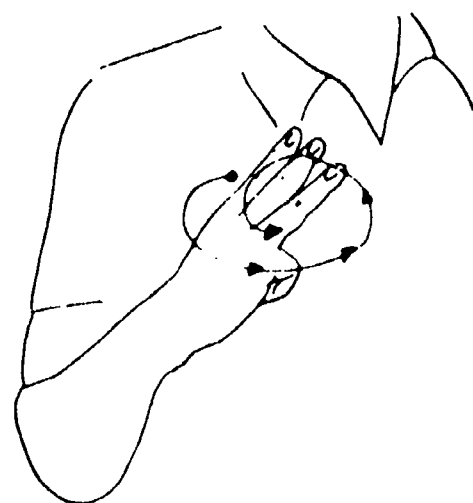
THURSDAY

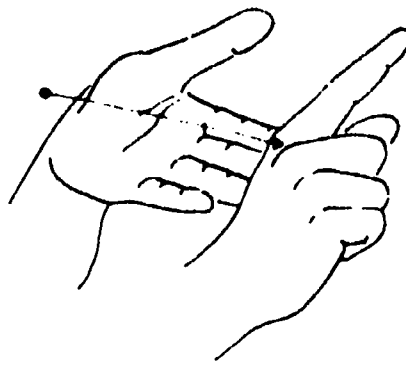

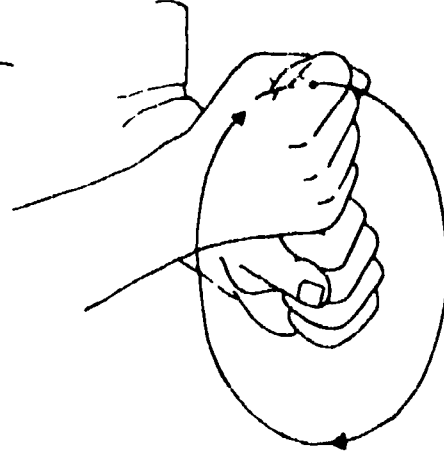


TUESDAY



WEDNESDAY



WEEK 	WHICH (O.D.) (D.M.) 	YEAR 

LESSON 7
VOCABULARY WORDS

about	important	trouble
afternoon	improve	was
allow	language	were
always	learn	when
another	lesson	word
answer	listen	work
any	mistake	write
arithmetic	most	written
believe	much	wrong (SM)
better	school	
boring	sentence	
class	smart	
classroom	story	
communicate	student	
correct	teach	
did (helping verb)	teacher	
everyday (DM)	test	
finish	than	
get	think	
guess	there	51 words
hard	to (direction)	

LESSON 7

STORY TEXT

Jean Bill, what do you remember the most about going to school when you were a child?

Bill I guess I remember my 1st grade teacher and the other kids in that class. There was one student that was really smart. She always got everything correct on tests. I don't think she answered anything wrong.

Jean I did not have that trouble with arithmetic. I got about 5 mistakes on every lesson. What was your 1st grade teacher like?

Bill I really don't remember much about her, but we really learned a lot that year. We worked hard for her.

Jean Did you learn important things everyday?

Bill We learned to write sentences, we learned many words. We learned to do arithmetic and to improve our language. She taught us to communicate well with each other. In the afternoon when we finished our written lessons, we were allowed to listen to stories in another classroom.

Jean I believe your school was better than my school. My school was boring.

Name _____

LESSON 7

QUESTIONS FOR STORY WITHOUT WRITTEN TEXT

1. Has it been a long time since Jean has seen any of the students from her classroom?
2. When does Jean see this person?
3. Where does this person work?
4. What does he do?
5. What does he believe is important?
6. What does Bill think about the man's method of teaching teachers?

LESSON 7

TEXT AND ANSWERS FOR SECOND STORY ON TAPE

Text

- Bill Has it been a long time since you have seen any of the students from you classroom?
- Jean No. I see one man from my class everyday in the afternoon. He works at the school now. He is a language teacher for the other teachers. He believes it is important to improve the way a person communicates in the classroom.
- Bill I think that would be hard work. How do you test another teacher? How do you say to him that he has made a mistake?
- Jean He said that the teachers get together to write their goals for what they want to learn to teach and do. When they have finished, they make lessons for each day. They grade their work and my friend helps them improve.
- Bill I guess that is a good way to learn. I think that is better than having another person make you learn something.

Answers

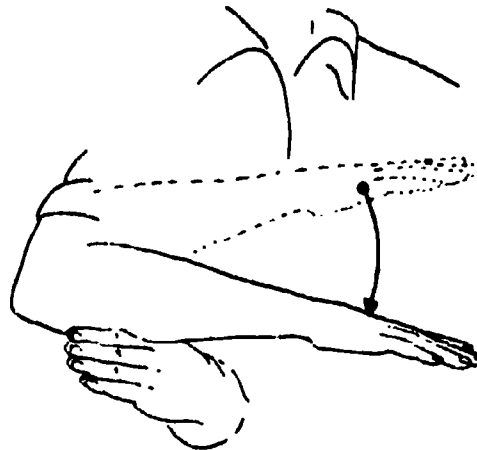
1. no
2. everyday in the afternoon
3. at school
4. he is a language teacher for other teachers
5. improve the way a person communicates in the classroom
6. It's a good way to learn, better than another person making you learn something.

Lesson 7

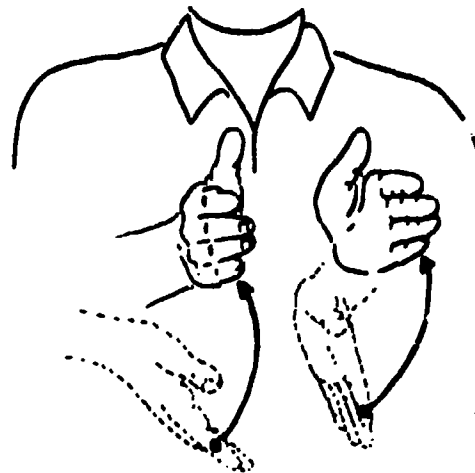
ABOUT




AFTERNOON



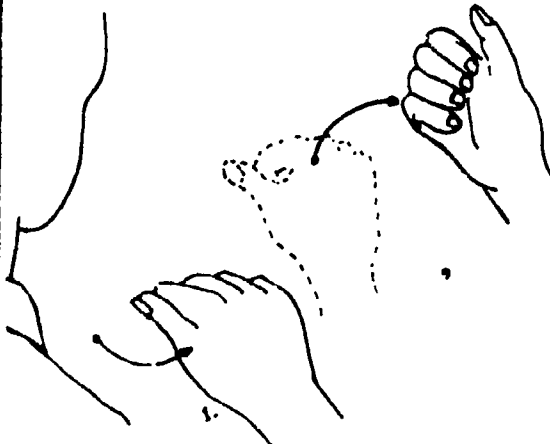
ALLOW



ALWAYS




ANOTHER



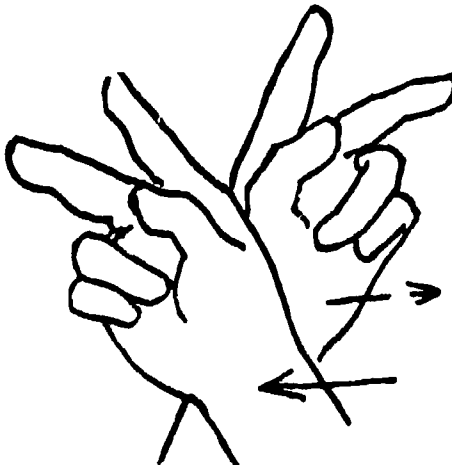
ANSWER



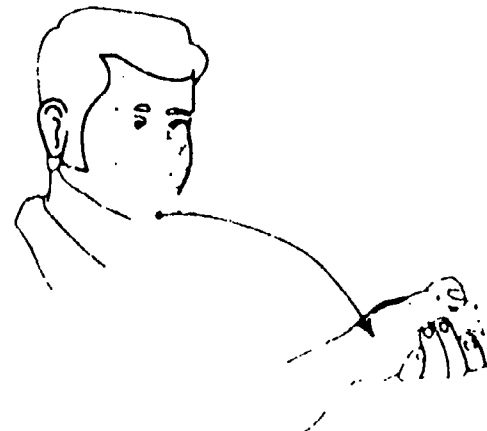
ANY



ARITHMETIC



BELIEVE



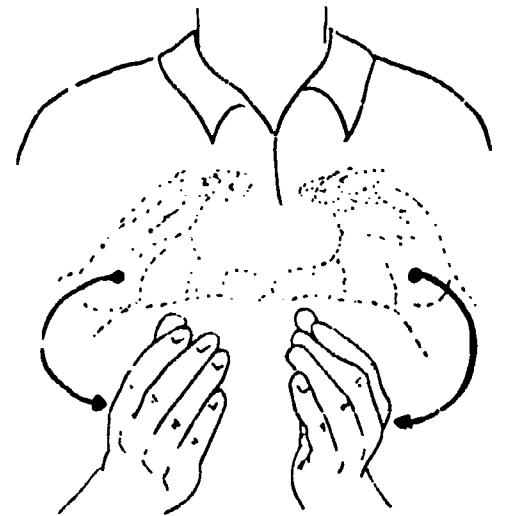
BETTER



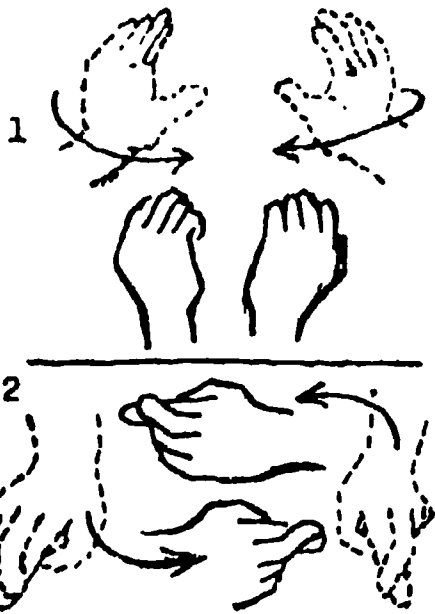
BORE
BORING (bore + ing)



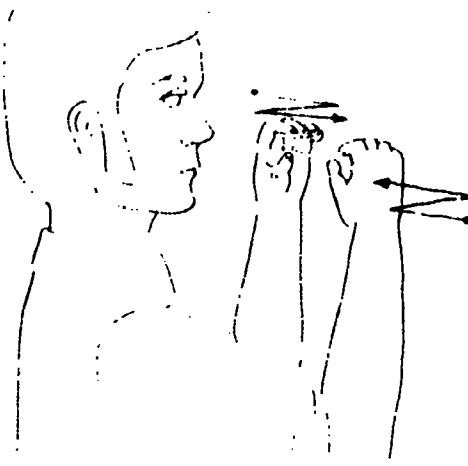
CLASS



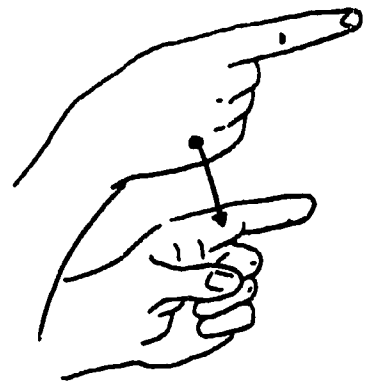
CLASSROOM



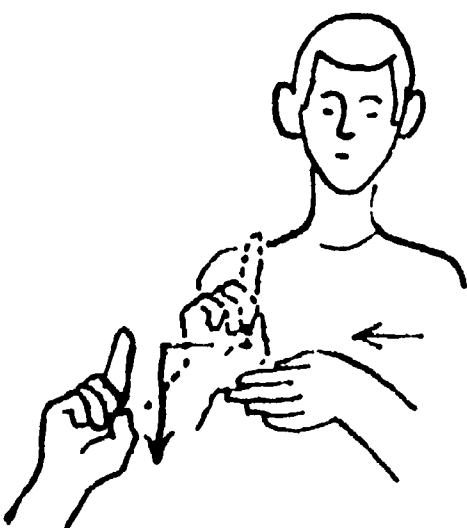
COMMUNICATE (O.D.)




CORRECT



DID (aux.)

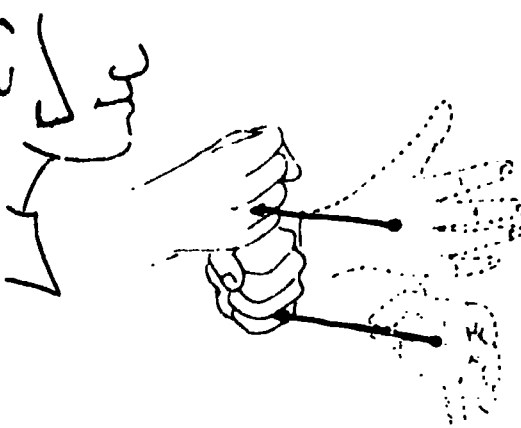
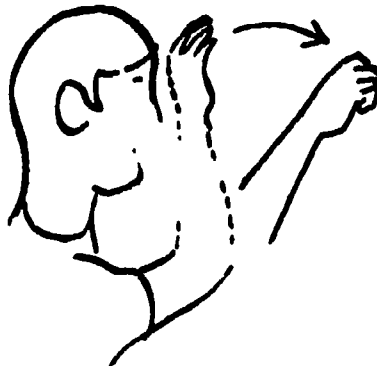
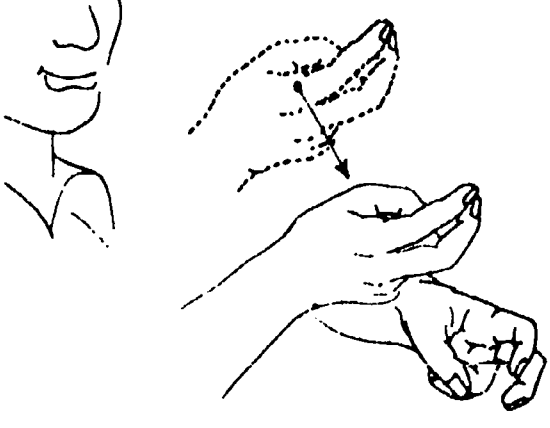

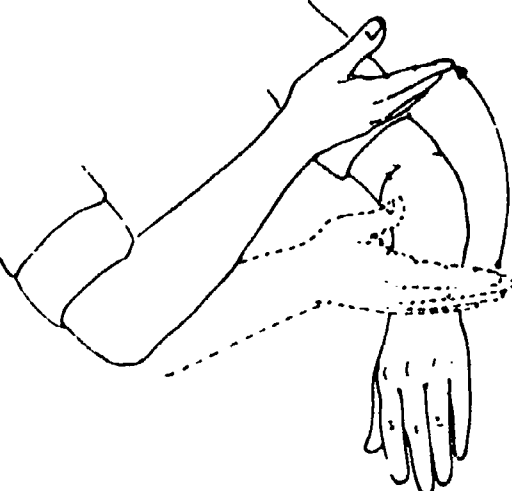






EVERY DAY



FINISH,



<p>GET</p> 	<p>GUESS</p> 	<p>HARD</p> 
<p>IMPORTANT</p> 	<p>IMPROVE</p> 	<p>LANGUAGE</p> 
<p>LEARN</p> 	<p>LESSON</p> 	<p>LISTEN</p> 

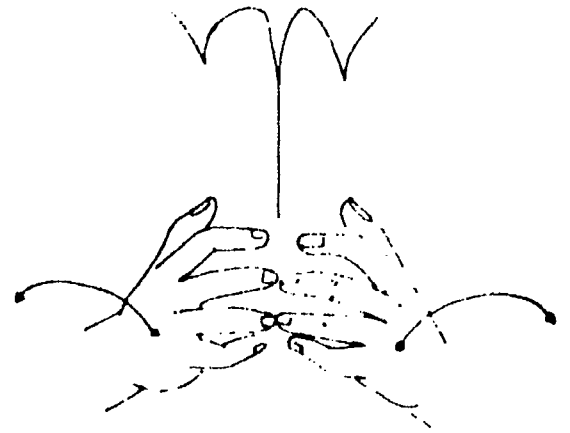
MISTAKE



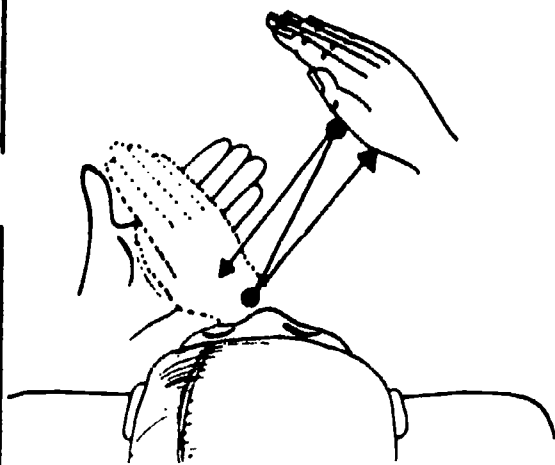
MOST



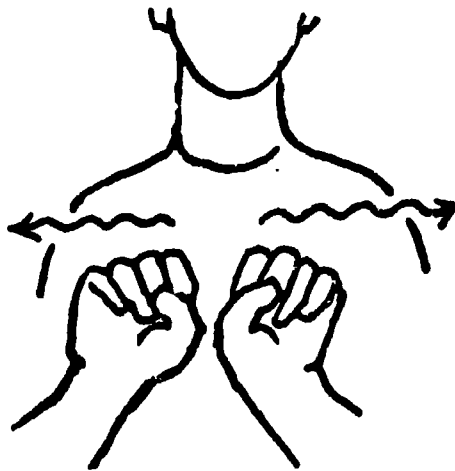
MUCH




SCHOOL (M.M.)



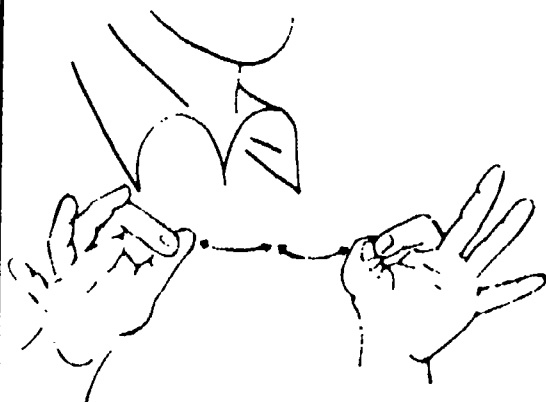
SENTENCE



SMART



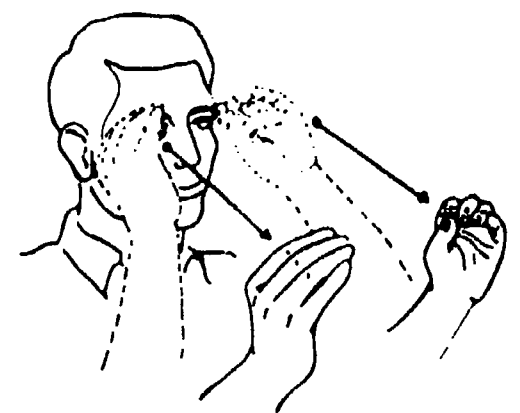
STORY (D.M.)



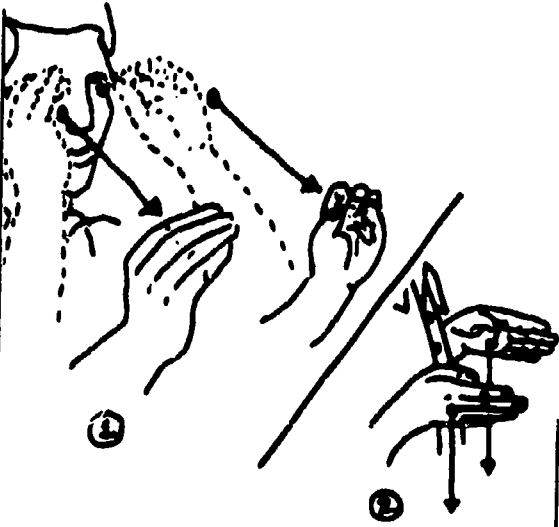
STUDENT



TEACH



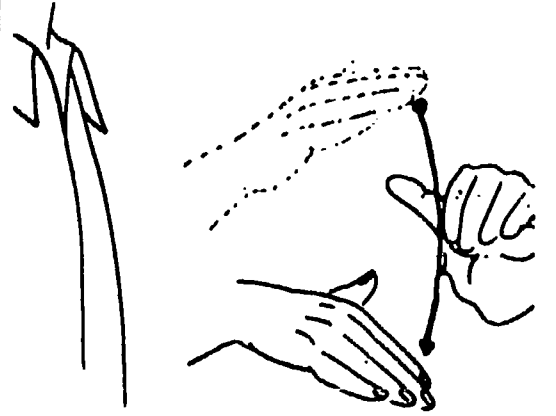
TEACHER




TEST




THAN



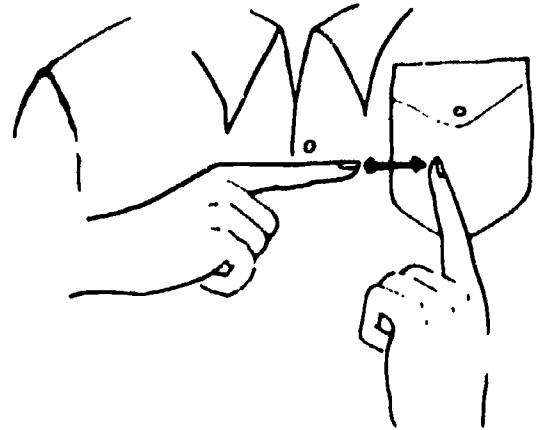
THINK



THERE (To be used only like: There is nothing I can do.)




TO



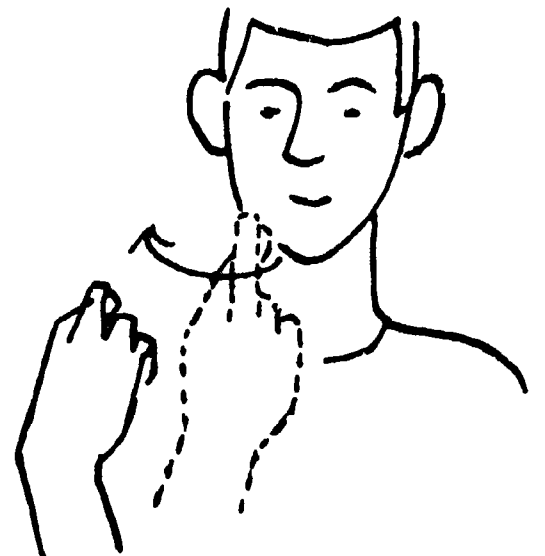
TROUBLE (O.D.)



WAS




WERE



WHEN



WORD



WORK



WRITE



For verbs in the perfect tense, use the last letter of the word to be used. In the case of the word, written, use the sign for write and then fingerspell the last letter which happens to be "n".

WRONG



LESSON 8
VOCABULARY WORDS

after	frozen (freeze & n)	pour
apple	glass	salt
arrive	gone	scotch
bake	had (aux.)	shrimp
banana	had (poss.)	squeeze
because	home	swallow
beer	ice	table
big	kitchen	taste
bring	knife	tea
cake	messy	tomorrow
candy	mouth	tonight
cheese	need	whiskey
coffee	nothing	wine
could	orange	would
cup	party	yesterday
drink (alcohol)	pie	
drink	person	
enough	pop	
fork	popcorn	55 words
friend	potato	

LESSON 8
STORY TEXT

Yesterday I had a party. It was a birthday party for my friend Bob. He is 21 years old. His mother baked him a beer cake and his father gave him some scotch whiskey. I made a frozen banana ice cream pie. Each person brought something. We had apples, cheese, popcorn and candy. My friend brought knives, forks, spoons, cups and glasses because I didn't have enough here. We had beer, and wine to drink. It was too hot to drink coffee or tea. The children all wanted orange pop to drink.

After my friends had gone home, the kitchen was very messy, but my brother helped me clean it up. Some one poured salt on the table by mistake and nothing would take it off. Tonight I am going to another party at Ellen's house. Tomorrow I will need to sleep in.

LESSON 8
QUESTIONS FOR STORY WITHOUT WRITTEN TEXT

1. What will happen tomorrow?

2. What is the speaker baking?

3. What does it taste good with?

4. Does Pat prefer coffee or tea?

5. What does she put in it?

6. What 2 foods is Pat good at making?

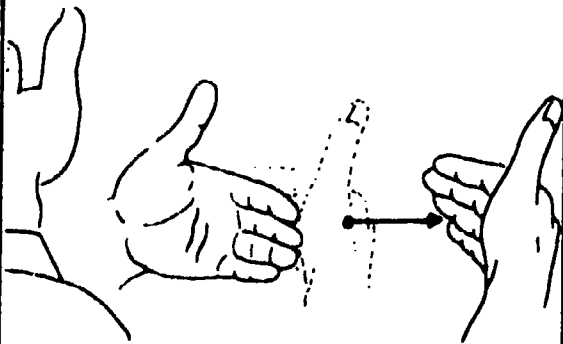
LESSON 8
TEXT AND ANSWERS FOR THE SECOND STORY ON TAPE

Tomorrow my friend Pat will arrive from Arizona. I am baking an apple pie for her. She loves the taste of it. She says my pie melts in her mouth. It tastes good with ice cream or cheese and a big cup of coffee. Pat doesn't like the taste of coffee, she can't swallow it. She always drinks tea and squeezes some lemon into it.

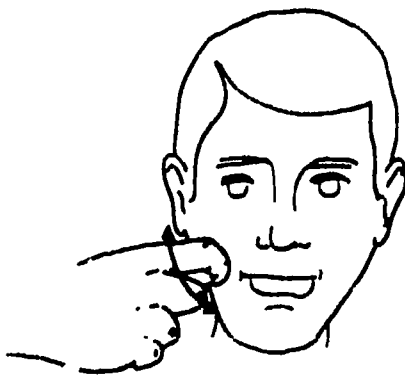
I could have a party when Pat is here. She could help me in the kitchen. She is very good at making potatoe salad and homemade bread.

1. a friend, Pat will arrive from Arizona
2. an apple pie
3. ice cream or cheese and coffee
4. tea
5. lemon
6. potatoe salad and bread

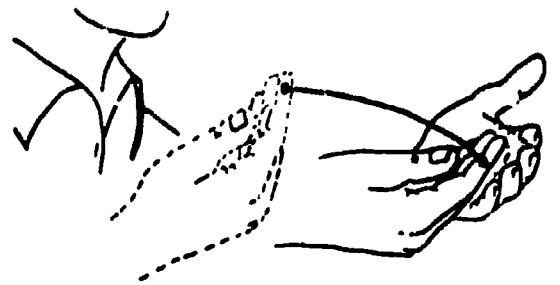
AFTER



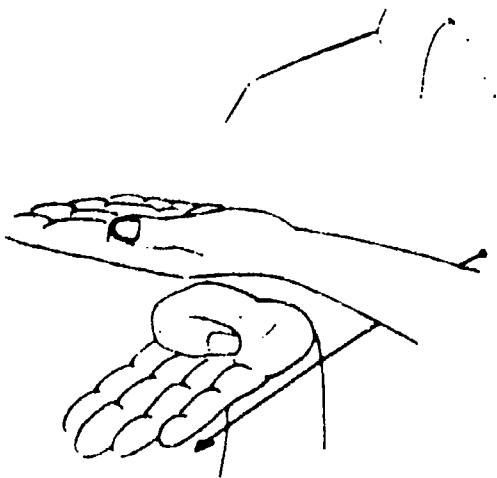
APPLE (D.M.)



ARRIVE



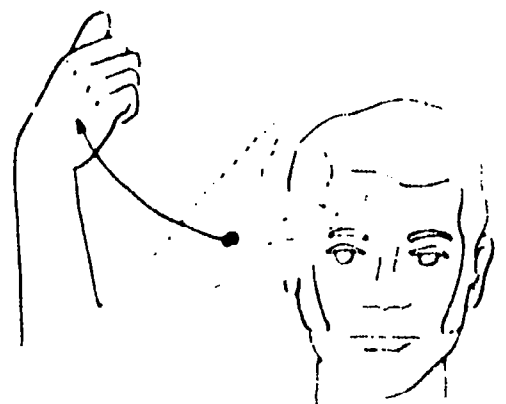
BAKE



BANANA (D.M.)



BECAUSE



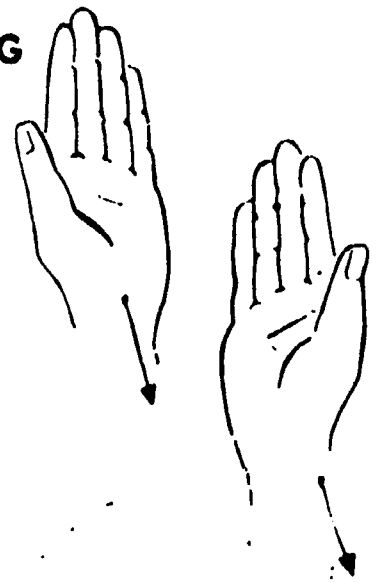
BEER



BIG



BRING



CAKE



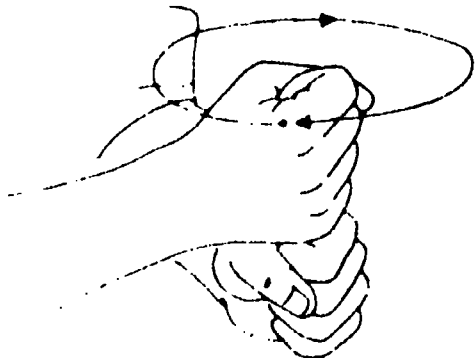
CANDY



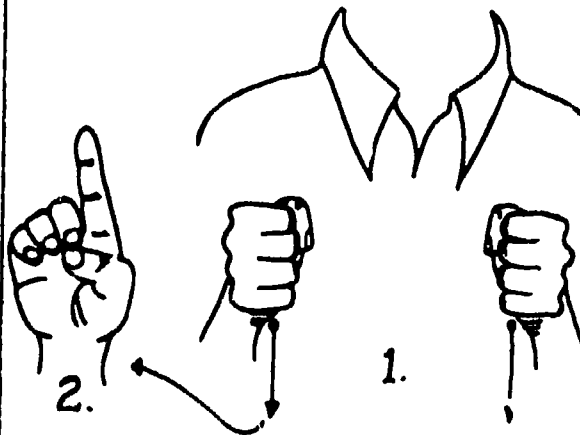
CHEESE (D.M.)



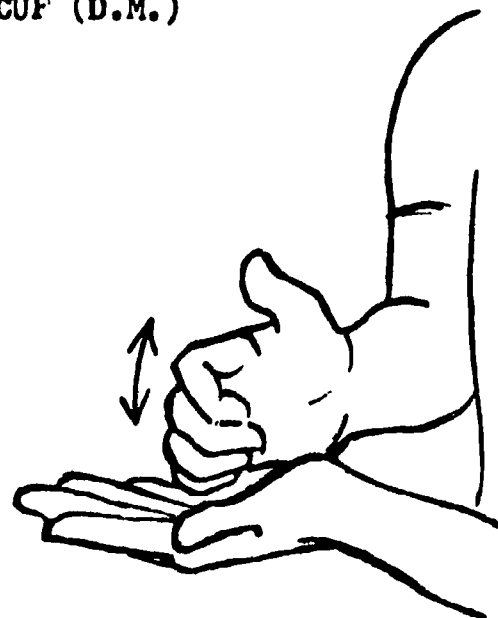
COFFEE



COULD



CUP (D.M.)



DRINK (alcohol)




DRINK



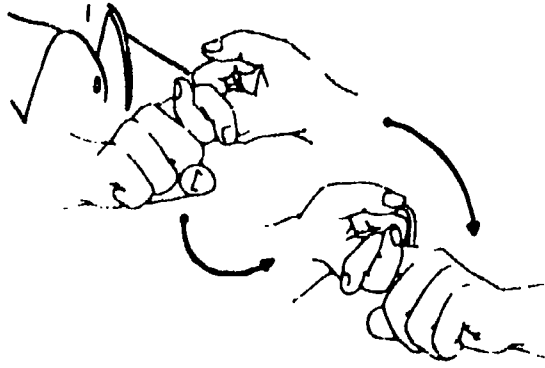
ENOUGH,



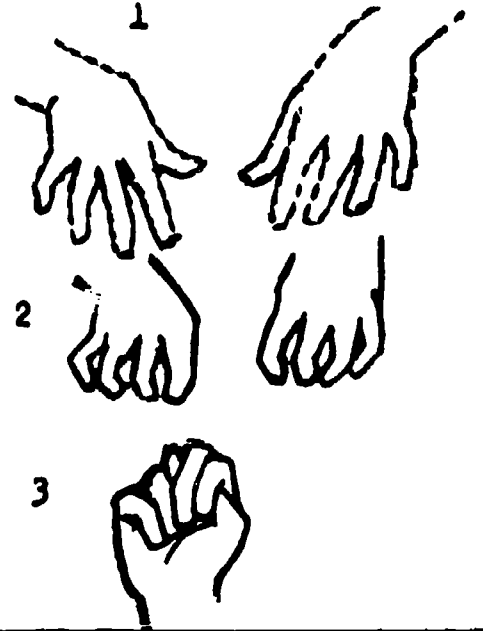
FORK (D.M.)



FRIEND



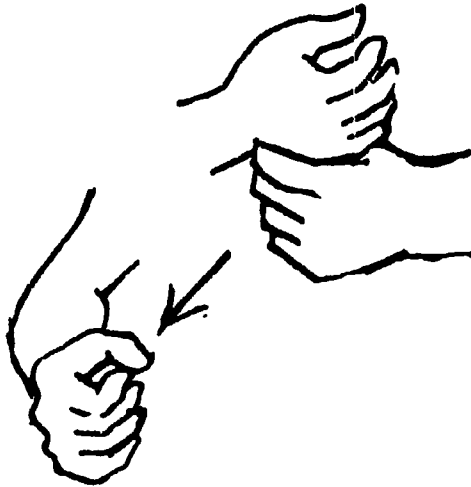
FROZEN




GLASS



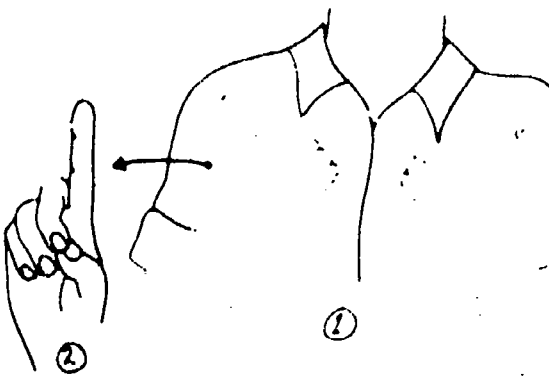
GONE



HAD (Aux.)



HAD (possessive)


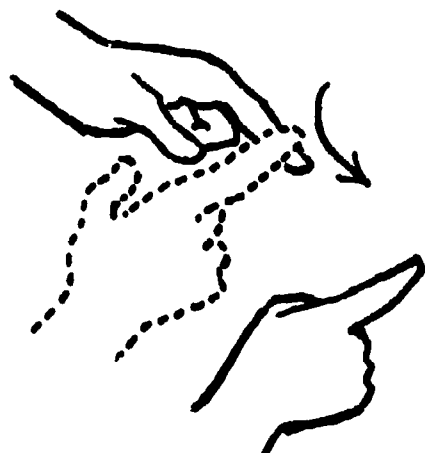






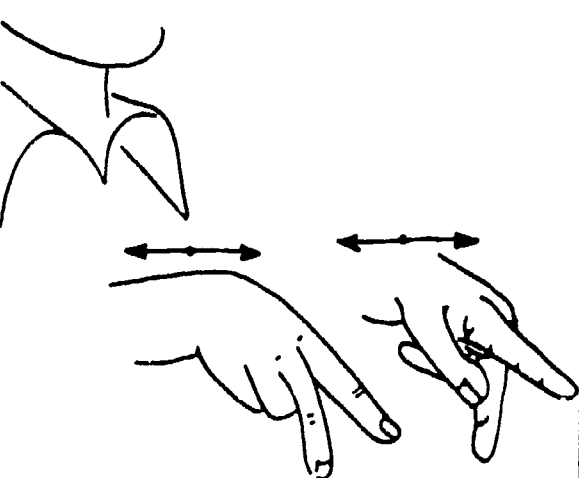
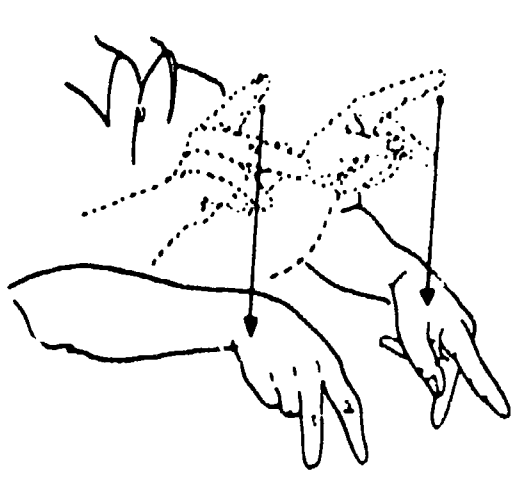


HOME

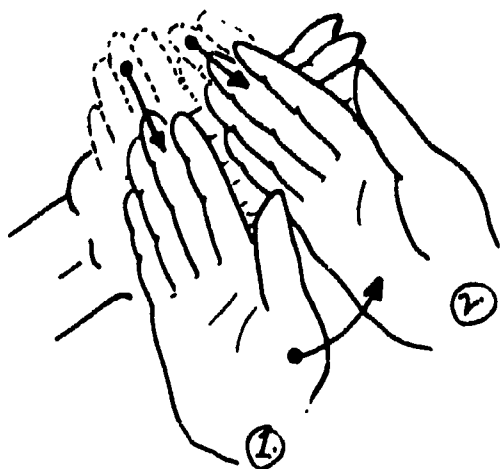


ICE

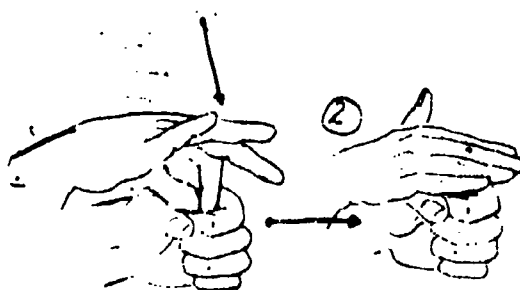


<p>KITCHEN</p> 	<p>KNIFE (D.M.)</p> 	<p>MESSY</p> <p>1</p>  <p>2</p> 
<p>MOUTH</p> 	<p>NEED (D.M.) (v.)</p> 	<p>NOTHING</p> 
<p>ORANGE (fruit)</p> 	<p>PARTY (D.M.)</p> 	<p>PERSON</p> 


PIE (D.M.)



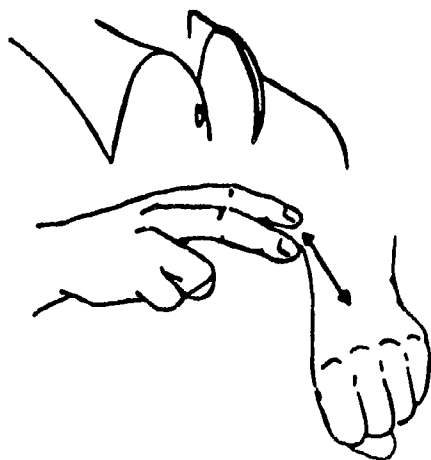
POP (soda)



POPCORN




POTATO (D.M.)




POUR (into mouth)




SALT (D.M.)



SCOTCH




SPOON



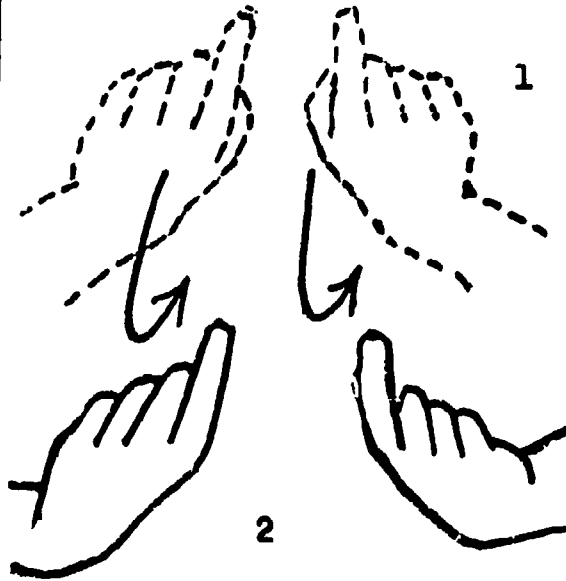
SQUEEZE (lemon into mouth)




SWALLOW



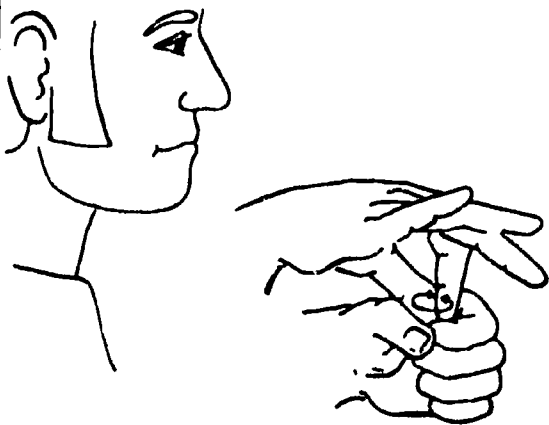
TABLE



TASTE (M.M.)




TEA



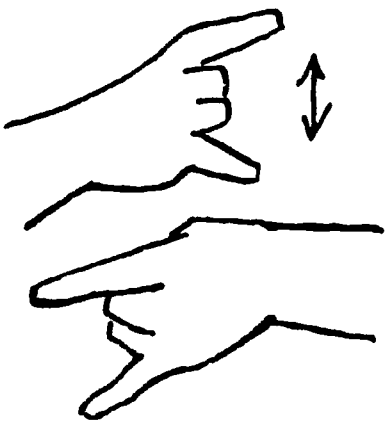
TOMORROW




TONIGHT




WHISKEY




WINE



WOULD



YESTERDAY



LESSON 9
VOCABULARY WORDS

afraid	dog	more
angry	driver	pig
animal	duck	rabbit
around	elephant	rat
at	farm	ride
bear	fast	sheep
between	fat	silly
bird	feel	since
both	few	sorry
bother	fish	spider
bug	follow	squirrel
build	forget	start
building (n.)	funny	stretch
bus	giraffe	tall
car	happy	their
careful	head	tree
careless	high	trip (fingerspell)
cat	horse	turkey
chew	how	turtle
chicken	interesting	visit
count	lion	while
cow	little	wolf
different	live	
dirty	long	

71 words

LESSON 9
STORY TEXT

Wednesday I visited the zoo with my class of children. I liked our trip while we were at the zoo, but the bus ride home made me feel a little sick. The bus driver was not a very careful driver. He went too fast around the curves and I thought that he was careless when he drove between other cars.

I must admit that it has been a long time since I have been so afraid.

It was fun to see the animals. I liked the giraffe and the elephants. The giraffe was so tall and the elephant was so fat. They were really different and funny. When the giraffe stretched his head up so high and started chewing the tree he looked silly. Both the bear and the lion were interesting to me.

I felt sorry for the pigs. Their pens were dirty and I think that I saw some rats living with them. It makes me angry and bothers me that the people at the zoo are so careless.

The zoo buildings were not clean.

The children's zoo was nice. It was more like a farm than a zoo. The animals seemed healthy and happy.

The children followed the dogs and ducks around.

I counted 12 different animals.

I remember birds, chickens, a cow, a horse and some turkeys. With the dogs and ducks that makes 7 different animals. Which ones did I forget? There were some cats, a few sheep, a few squirrels, a turtle, and some fish. They had everything but a wolf, some spiders and some bugs.

Name _____

LESSON 9
QUESTIONS FOR SECOND STORY ON TAPE

1. What is this story about?

2. What did the man in the story do?

3. Name 4 animals that he took with him.

4. Which other one animal probably didn't live with the man in his "house"?

5. Why must this man have been a cautious person?

LESSON 9

TEXT AND ANSWERS FOR SECOND STORY ON TAPE

Text

When I was a little child, my parents told me the story about a man who had many animals.

His name was Noah.

He built a big ark which was taller than the trees. Noah started out with just a few animals.

He eventually took every different kind of animal with him.

He took elephants, horses, cows, sheep, turtles, ducks, cats, dogs, giraffes, and rabbits.

He probably took spiders, rats, and bugs even if he did not want to, because we still have them today.

A few fish must have been in the water too.


Since all of those animals were in his ark, he must have been a careful driver or they all would have been sea sick.

I am afraid that I would not want to be around for the ride if all the animals started to feel sick.

Answers

1. Noah and his ark
2. build a big ark and collect every different kind of animal
3. elephants, horses, cows, sheep, turtles, ducks, cats, dogs, giraffes, rabbits, rats.
4. fish
5. so the animals wouldn't get sea sick

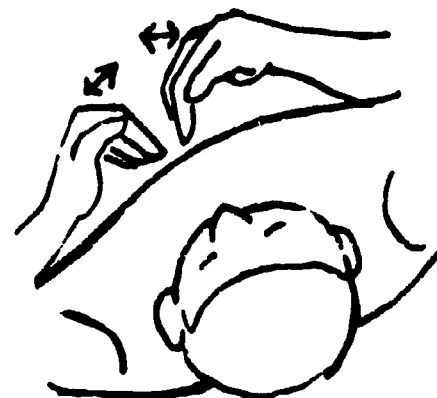
AFRAID




ANGRY



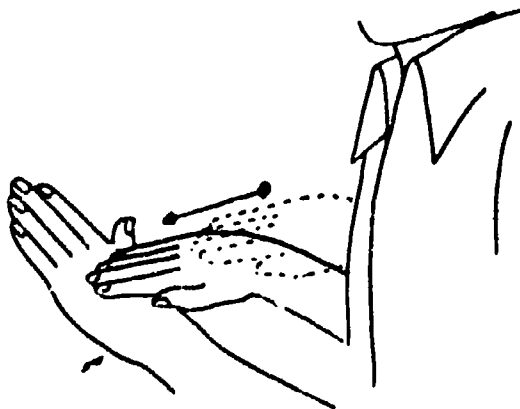
ANIMAL



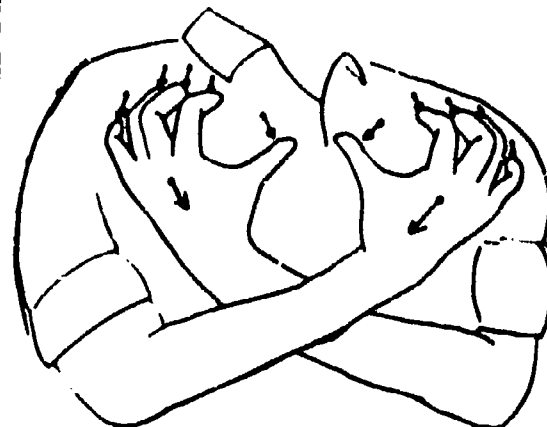
AROUND



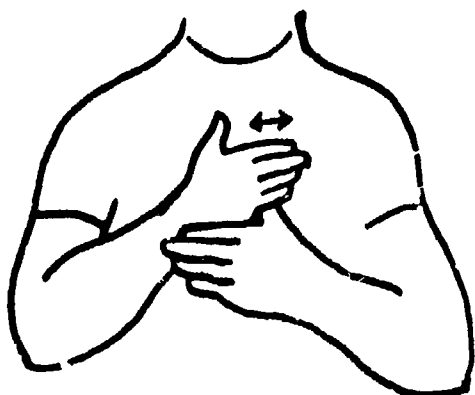
AT




BEAR




BETWEEN (M.M.)




BIRD



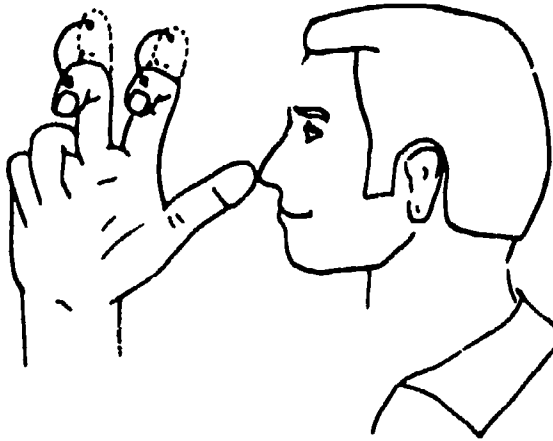
BOTH



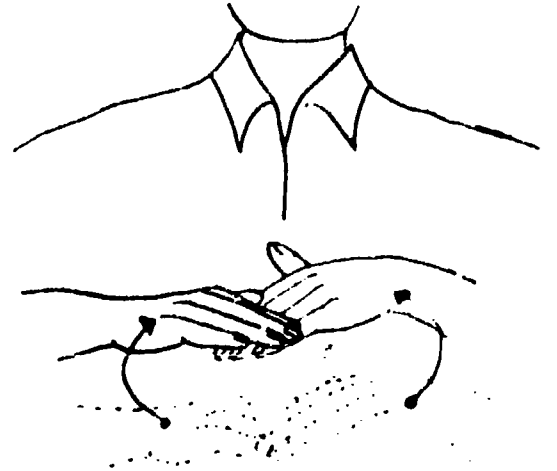
BOTHER (D.M.)



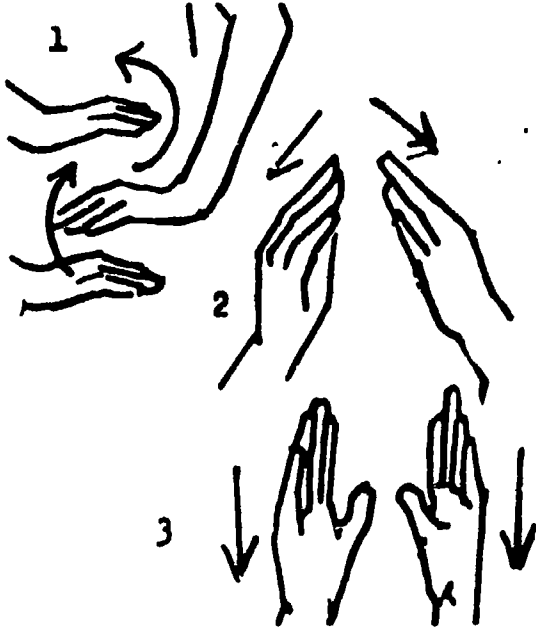
BUG




BUILD (M.F.)




BUILDING (n.)



BUS



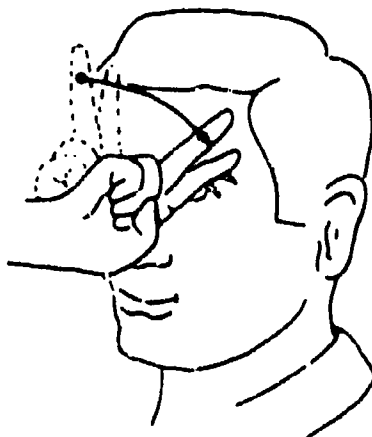
CAR



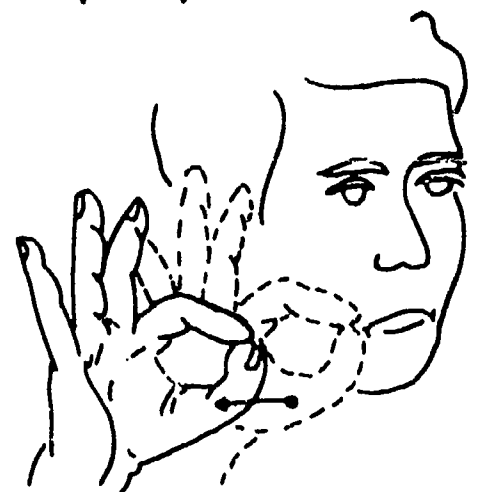
CAREFUL



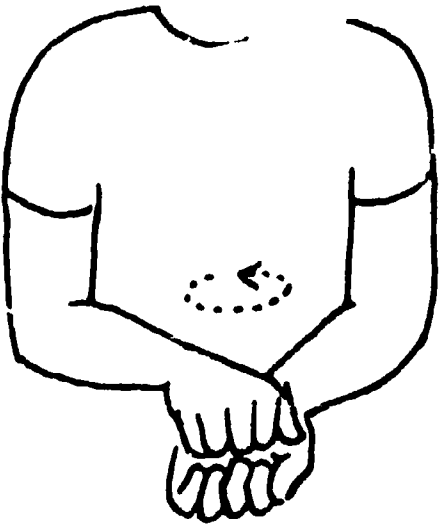
CARELESS (D.M.)




CAT (M.M.)



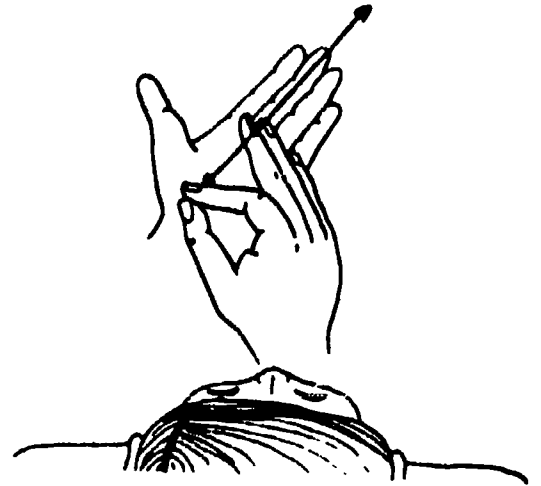
CHEW




CHICKEN (M.M.)




COUNT




COW



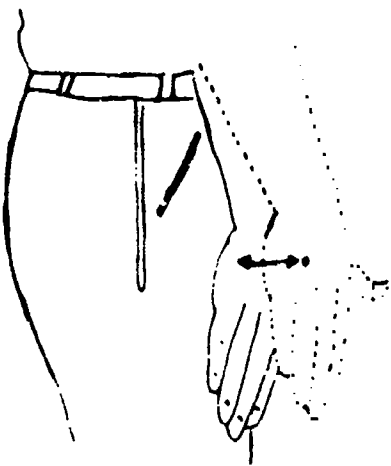
DIFFERENT



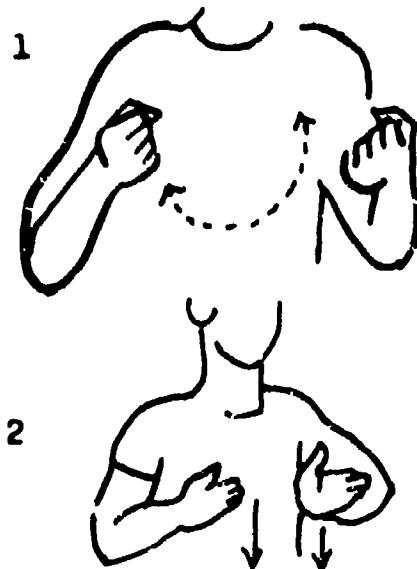
DIRTY



DOG (M.M.)



DRIVER




DUCK (M.M.)




ELEPHANT



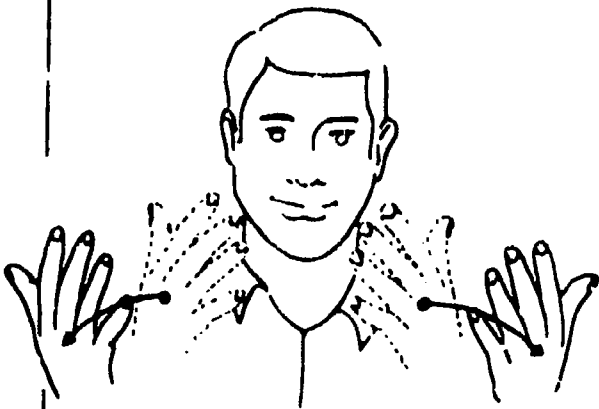
FARM



FAST



FAT



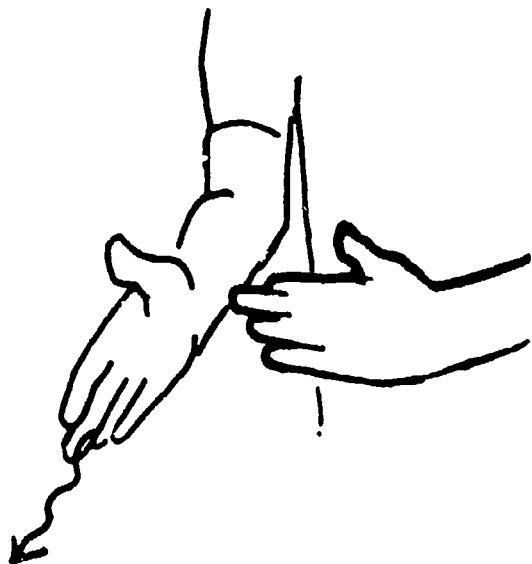
FEEL



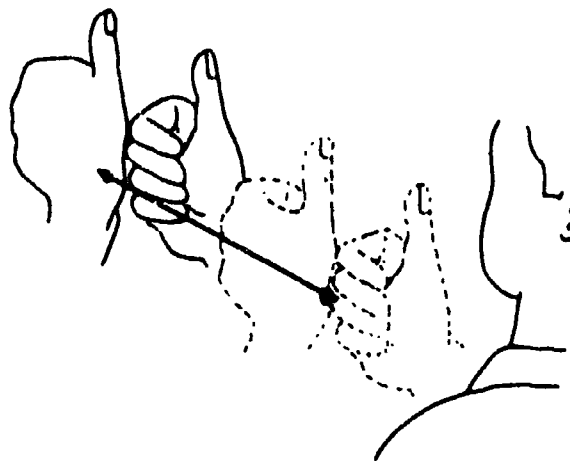
FEW.



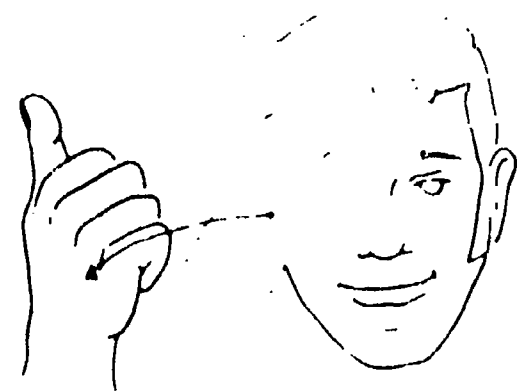
FISH



FOLLOW



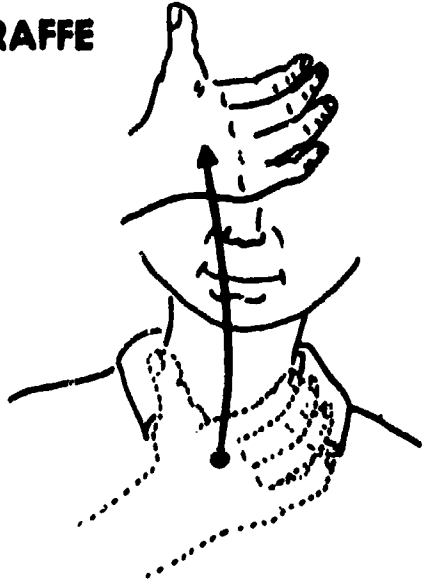
FORGET




FUNNY (M.M.)




GIRAFFE




HAPPY




HEAD



HIGH



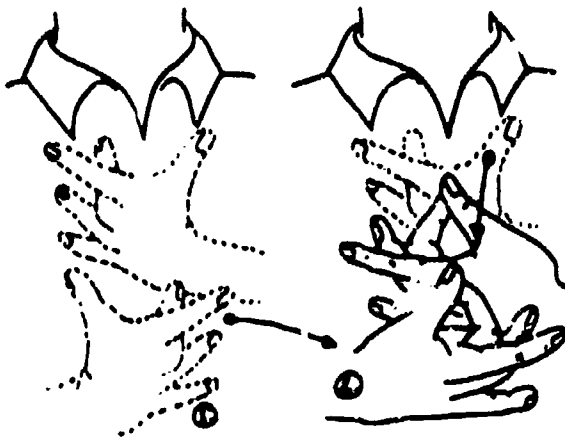
HORSE (M.M.)




HOW



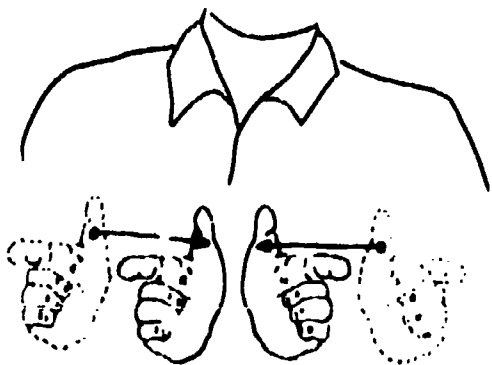
INTEREST



LION



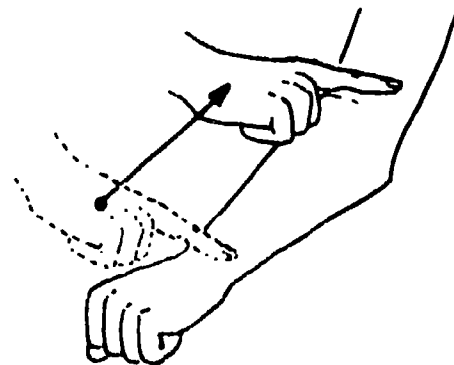
LITTLE (L.M.)



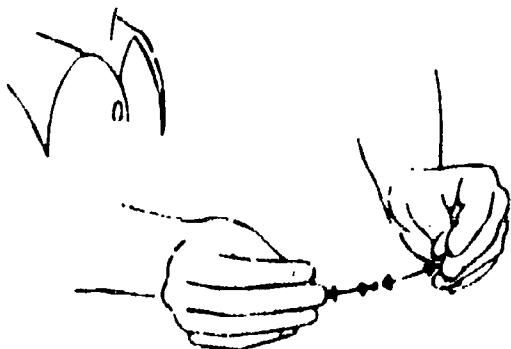
LIVE




LONG



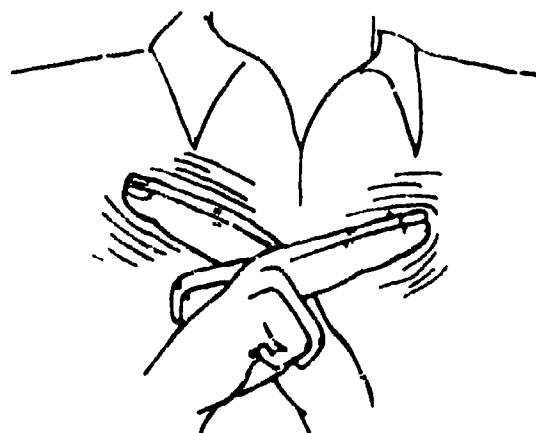
MORE (M.M.)




PIG (M.M.)



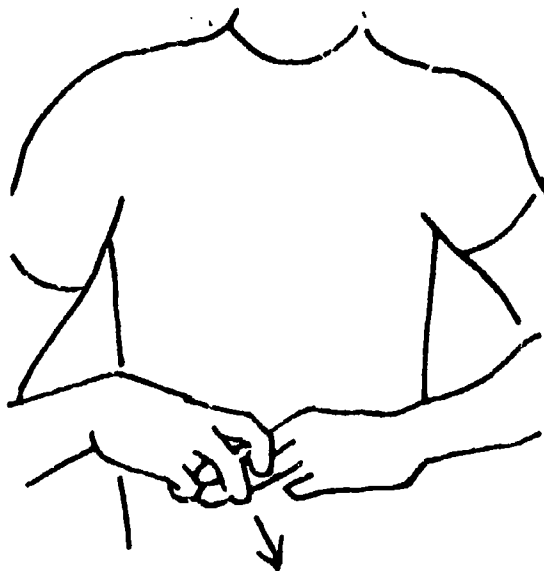
RABBIT



RAT (D.M.)



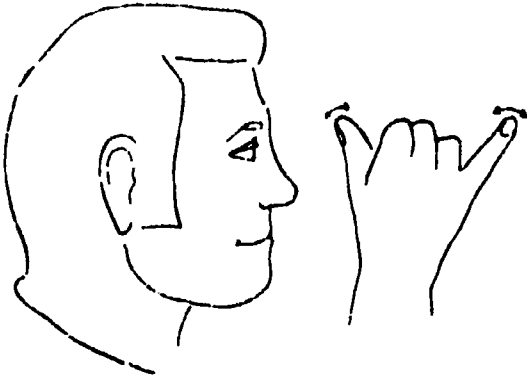
RIDE (in bus, car, etc.)



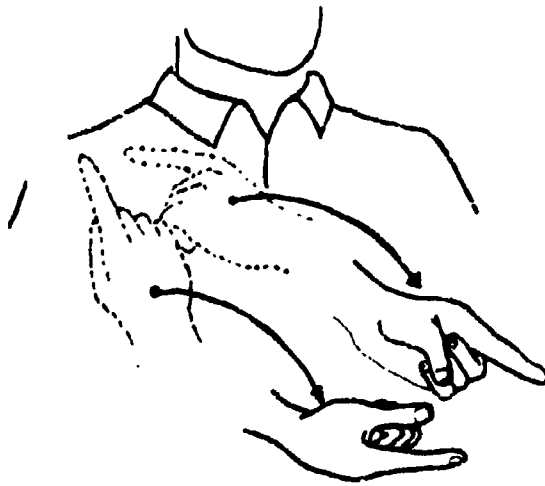
SHEEP (M.M.)



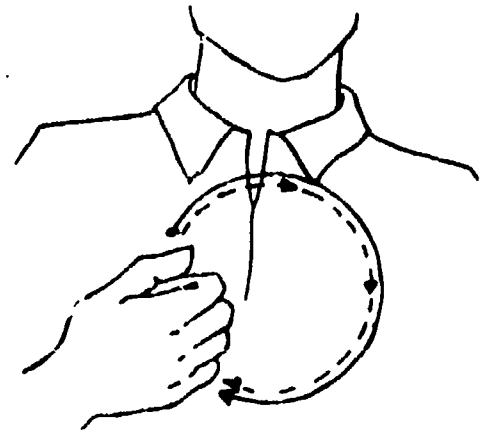
SILLY (D.M.)



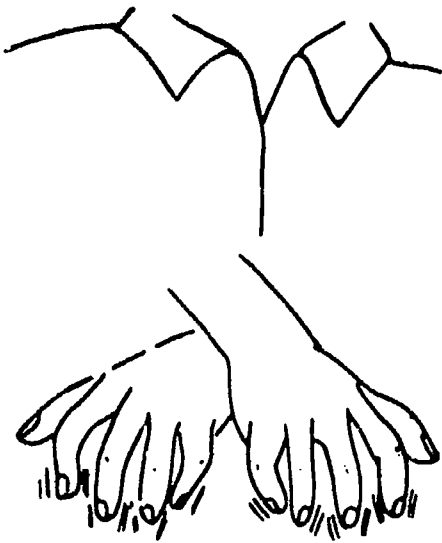
SINCE




SORRY



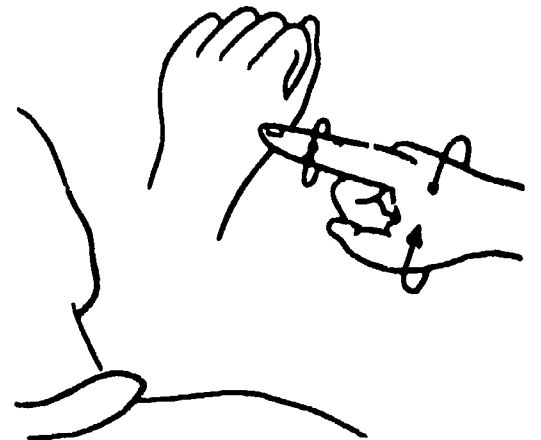
SPIDER



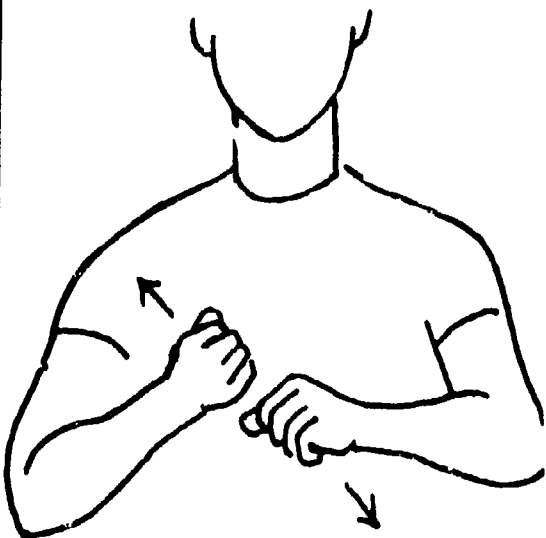
SQUIRREL



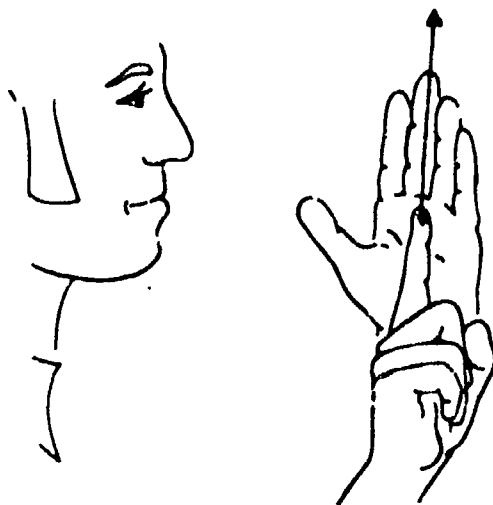
START



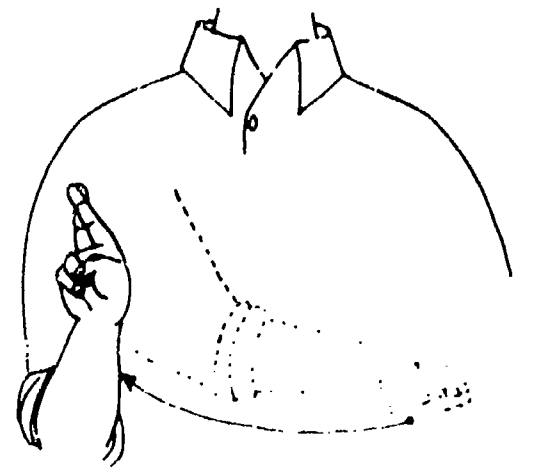
STRETCH



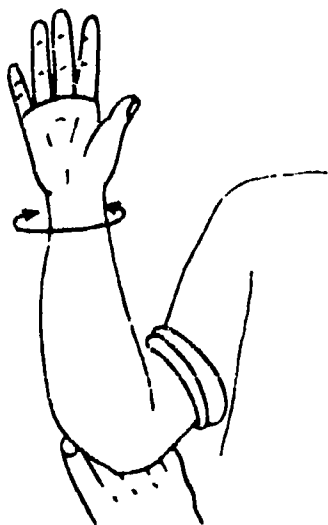
TALL



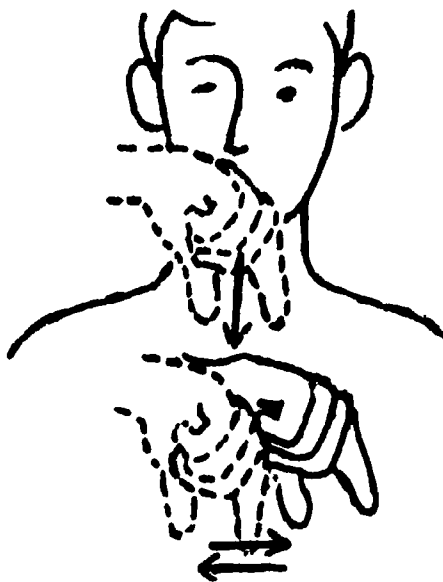
THEIR



TREE (D.M.)



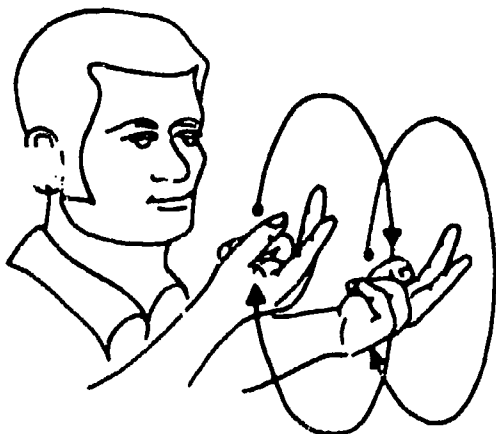
TURKEY



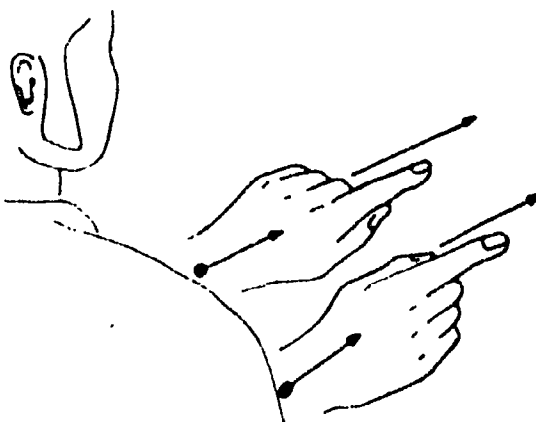
TURTLE



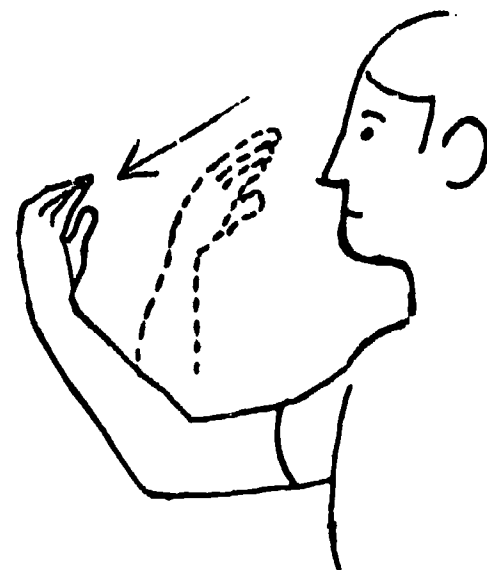
VISIT



WHILE



WOLF (D.M.)



LESSON 10
VOCABULARY WORDS

airplane	movie
ago	new
almost	night
away	only
bank (BG)	pay
beautiful	pretty
before	sell
bet	short
business	small
busy	sometimes
buy	spend
cannot (can & not)	store
find	sunrise
gone	telephone
hurry	travel
know	understand
left	went
lonesome	who
meet	without
money	world

40 words

LESSON 10
STORY TEXT

It was really cold this morning. I got up before sunrise to go to Portland to meet my husband's airplane.

He has been away for almost a week.

He went to Chicago to talk to a businessman who knows how to buy and sell products for a company without spending all of their money. I cannot understand all the dealings of the business world.

I was very busy while he was gone. We talked on the telephone every night, so we did not get too lonesome. He bought me this beautiful new scarf. We always buy something for each other when we travel.

He bought it in a small store by a bank and did not have to pay very much money for it. I think it's really pretty.

It is hard to believe he left Chicago only a short time ago.

I am very happy to have him back.

LESSON 10
QUESTIONS FOR SECOND STORY ON TAPE

1. What will the speaker be doing tomorrow?
2. Who will he meet with?
3. When will the speaker leave?
4. Does the speaker get to relax on the trips?
5. Why or why not?
6. Does he eat 3 meals a day when he travels?

LESSON 10
TEXT AND ANSWERS FOR SECOND STORY ON TAPE

Text

Tomorrow I am going on a business trip. I will be traveling around the world to meet with people who make movies.

Big businesses try to sell their new products to stores by making short movies talking about their new products. Sometimes the businesses are willing to spend and pay a lot of money for these movies.



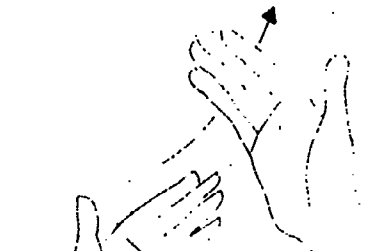
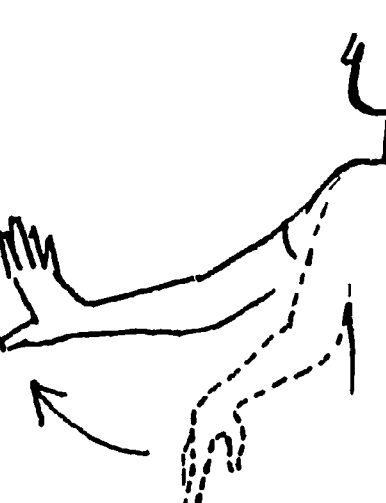
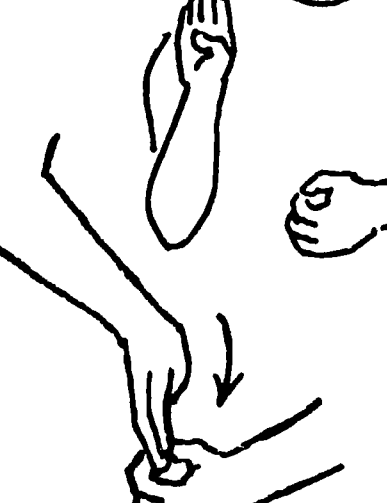




I will be leaving a few hours after sunrise, I think. I do not really know for sure. Tonight my friend from the business where I work will telephone me about the correct time.

I will bet that I will be busy almost all the time I am traveling.

Sometimes I go without eating breakfast. I am in such a hurry that I cannot find time to do all my work before I meet with people in the morning.

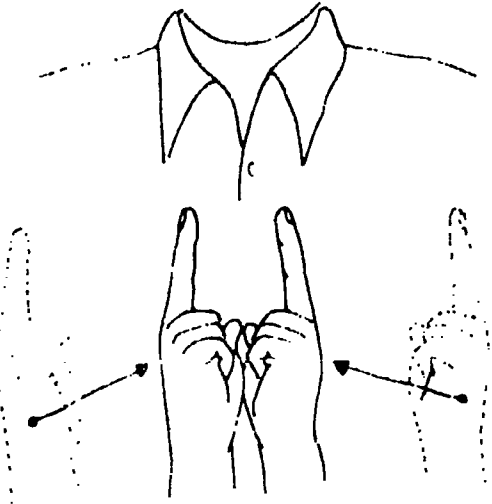
Answers

1. going on a business trip
2. people who make movies
3. a few hours after sunrise
4. no
5. so busy and in such a hurry that he has to work before he can meet with people in the morning
6. no

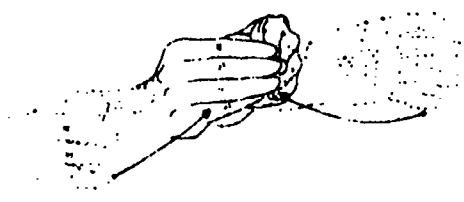
<p>AIRPLANE;</p> 	<p>AGO</p> 	<p>ALMOST</p> 
<p>AWAY</p> 	<p>BANK</p> 	<p>BEAUTIFUL</p> 
<p>BEFORE</p> 	<p>BET</p> 	<p>BUSINESS</p> 

<p>JUSY</p> <p>Two hand signs for the word 'JUSY'. The first sign shows a hand with fingers spread and thumb up, with an arrow pointing to a second sign where the hand is curled into a fist. A second set of dashed lines shows the hand moving from the fist to a position with fingers spread and thumb up, with an arrow indicating the direction of movement.</p>	<p>BUY</p> <p>Hand signs for 'BUY'. The top part shows a hand with fingers spread and thumb up, with an arrow pointing to a second sign where the hand is curled into a fist. Below this, a dashed line shows the hand moving from the fist to a position with fingers spread and thumb up, with an arrow indicating the direction of movement.</p>	<p>CANNOT</p> <p>Hand signs for 'CANNOT'. The top part shows a hand with fingers spread and thumb up, with an arrow pointing to a second sign where the hand is curled into a fist. Below this, a dashed line shows the hand moving from the fist to a position with fingers spread and thumb up, with an arrow indicating the direction of movement.</p>
<p>FIND</p> <p>Hand signs for 'FIND'. The top part shows a hand with fingers spread and thumb up, with an arrow pointing to a second sign where the hand is curled into a fist. Below this, a dashed line shows the hand moving from the fist to a position with fingers spread and thumb up, with an arrow indicating the direction of movement.</p>	<p>GONE</p> <p>Hand signs for 'GONE'. The top part shows a hand with fingers spread and thumb up, with an arrow pointing to a second sign where the hand is curled into a fist. Below this, a dashed line shows the hand moving from the fist to a position with fingers spread and thumb up, with an arrow indicating the direction of movement.</p>	<p>HURRY</p> <p>Hand signs for 'HURRY'. The top part shows a hand with fingers spread and thumb up, with an arrow pointing to a second sign where the hand is curled into a fist. Below this, a dashed line shows the hand moving from the fist to a position with fingers spread and thumb up, with an arrow indicating the direction of movement.</p>
<p>KNOW (D.M.)</p> <p>Hand sign for 'KNOW (D.M.)'. A line drawing of a man's face with his hand covering his eyes.</p>	<p>LEFT</p> <p>Hand signs for 'LEFT'. The top part shows a hand with fingers spread and thumb up, with an arrow pointing to a second sign where the hand is curled into a fist. Below this, a dashed line shows the hand moving from the fist to a position with fingers spread and thumb up, with an arrow indicating the direction of movement.</p>	<p>LONESOME</p> <p>Hand sign for 'LONESOME'. A line drawing of a man's face with his hand covering his mouth.</p>

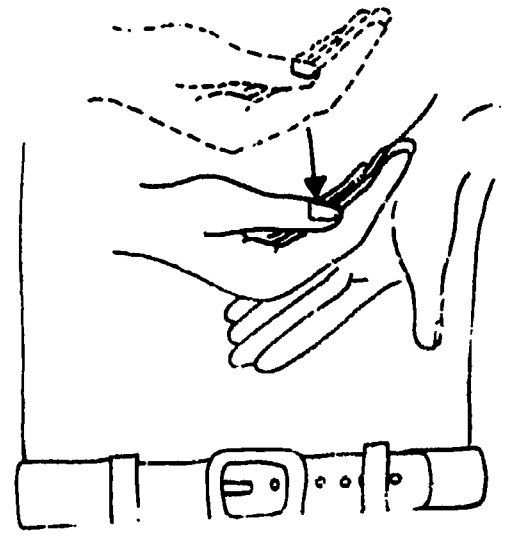
MEET (someone)



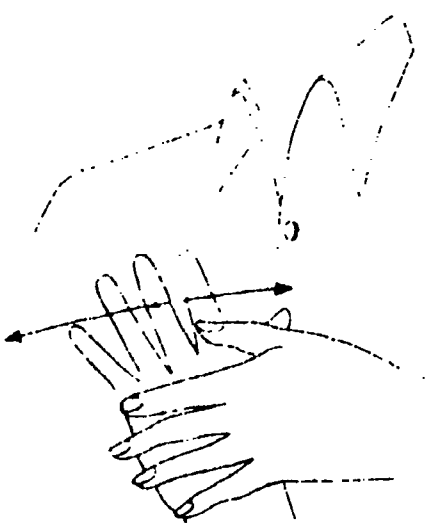
MEET, (at a meeting)



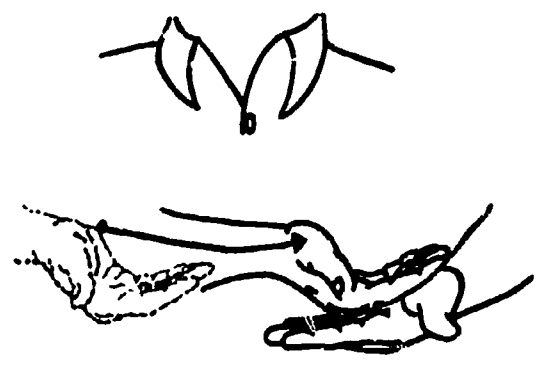
MONEY (M.M.)



MOVIE (M.M.)



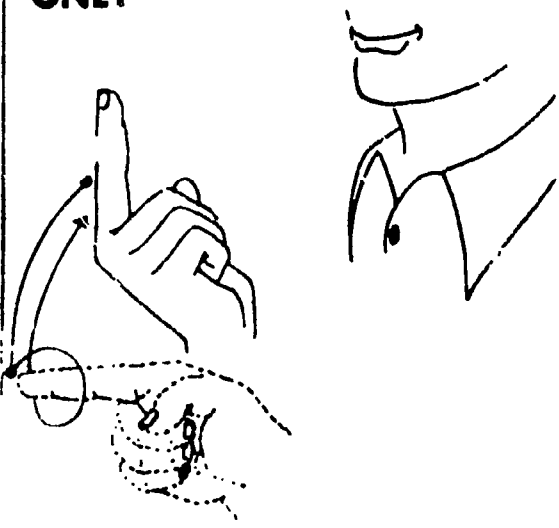
NEW (M.M.)



NIGHT




ONLY



PAY



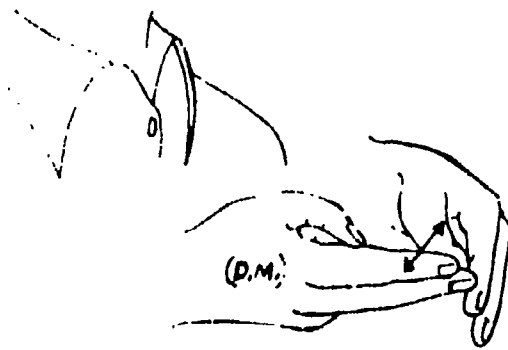
PRETTY



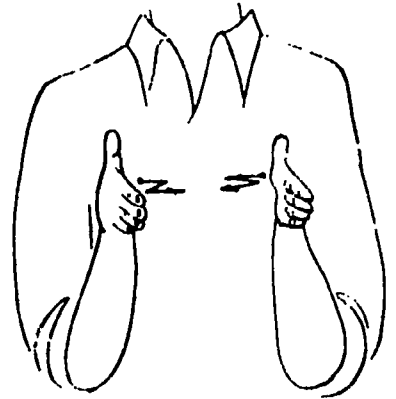
SELL



SHORT



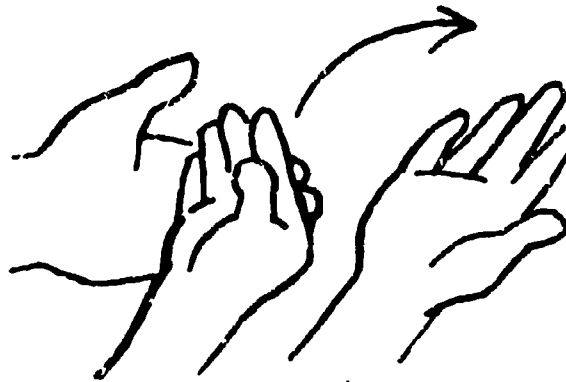
SMALL (D.M.)




SOMETIMES (D.M.)



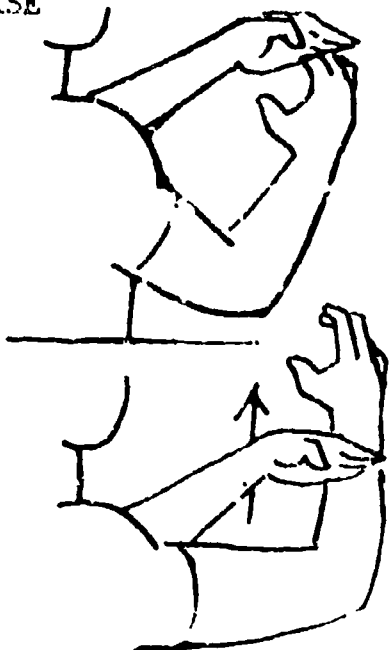
SPEND (D.M.)



STORE (D.M.)



SUNRISE



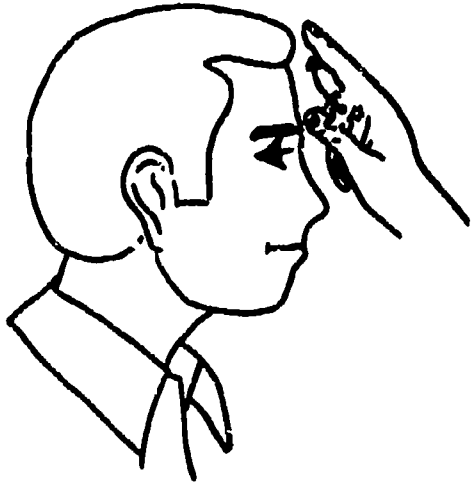
TELEPHONE



TRAVEL (M.M.)



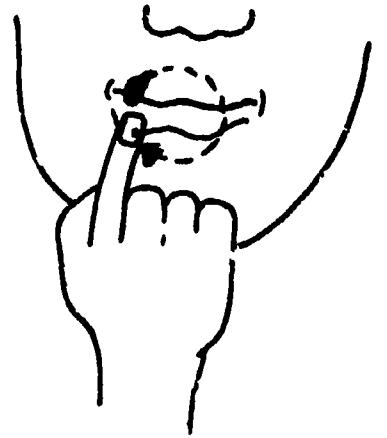
UNDERSTAND



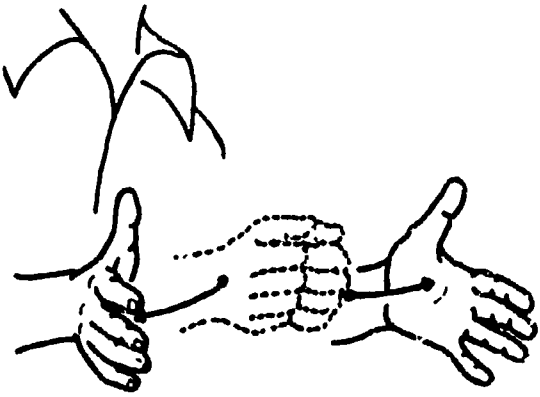
WENT




WHO



WITHOUT



WORLD



LESSON 11
VOCABULARY WORDS

black	old
blue	orange (color)
brown	paper
color (verb)	pencil
compare	picture
deaf	pink
decide	practice
draw	purple
fingerspell (fingerspell)	red
gray	same
green	surprise
group	used
happen	white
hers (poss.)	
judge	
letter	
mail	
notice	

31 words

LESSON 11
STORY TEXT

I worked at the School for the Deaf in Salem today.

I am doing my practice teaching. Some of the children can really fingerspell fast.

The group of children I was with happened to be writing letters to their parents for Valentine's Day today. They were writing on pink paper with a black pencil. When they finished writing, they started drawing and coloring beautiful pictures for their parents.

Most of the children were 6 or 7 years old.

I noticed some really surprising drawings.

One child decided to use only purple, orange and green for hers.

It did not seem to compare to the other drawings, but I did not really judge the other pictures. Most of the children colored with red, white, blue, and brown.

They were going to mail their letters after class.

LESSON 11
QUESTIONS FOR SECOND STORY ON TAPE

1. What did the speaker do well when he was a "kid"?
2. How do the old drawings compare with the new?
3. What colors did the speaker(s) use together?
4. What did the speaker want the mailman to do?
5. Did the person ever do this to anyone?

LESSON 11

TEXT AND ANSWERS FOR SECOND STORY ON TAPE

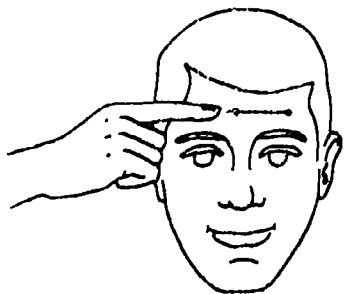
Text

- A. When we were kids, we drew really nice pictures that we used in the classroom.
- B. Yes, when I compare some of the old papers from my school to the drawings I do now, I can see that we were really able to draw.
- A. I noticed that the colors we drew with were nice. Oranges, with pink and purple. We never were surprised by the way any of the colors looked together.
- B. It was always fun to mail a letter to someone and color the outside of it all red, white and blue.
- A. We did that, too. We also drew airplanes on our letters and tried to get the mailman to write his name on the letter.
- B. One time someone did put their name on one of my friend's letters. We were so surprised when it happened that we never really could decide if a real mailman had written his name or not.
- A. It may have been one of your friends or it may have been a real mailwoman.


Answers

1. draw pictures
2. "we used to really be able to draw".
3. orange, purple, pink or red, white and blue
4. write his name on it
5. yes, a friend got a mailman's signature

BLACK



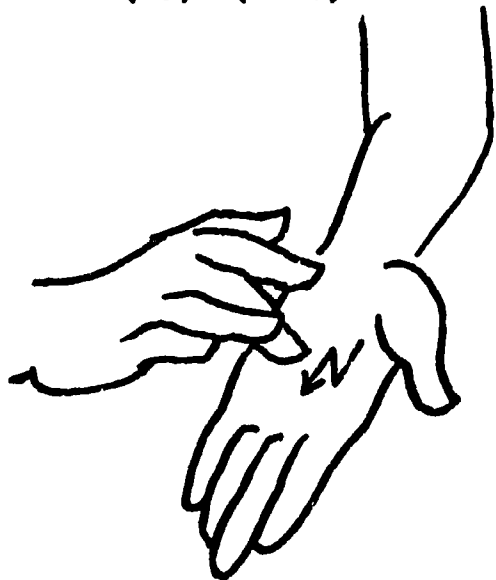
BLUE (D.M.)



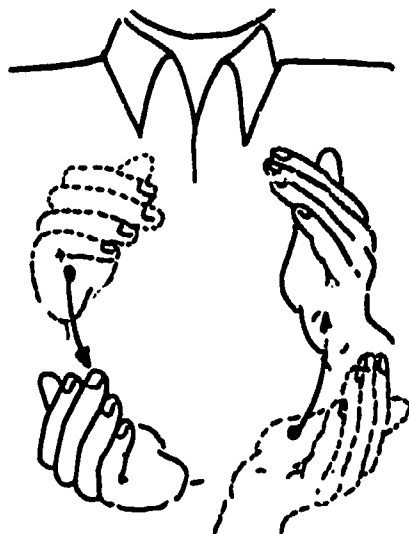
BROWN (D.M.)



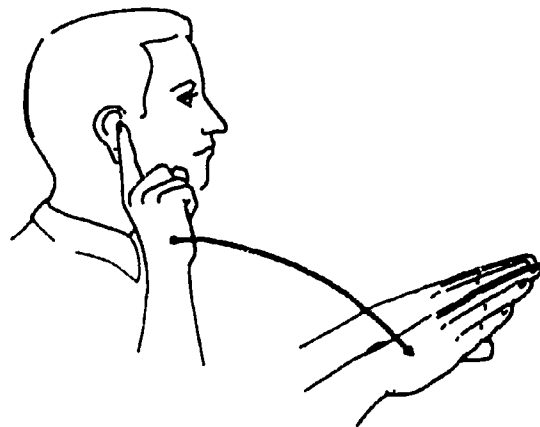
COLOR (v.) (M.M.)



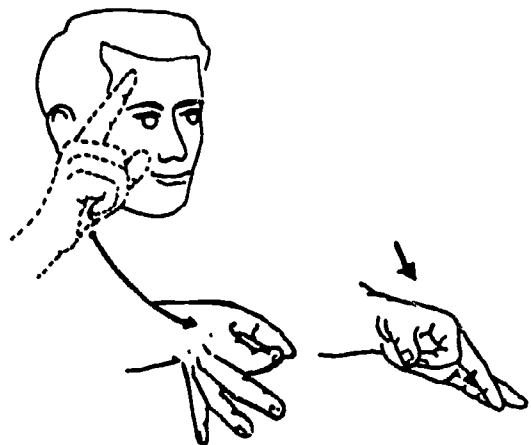
COMPARE (M.M.)



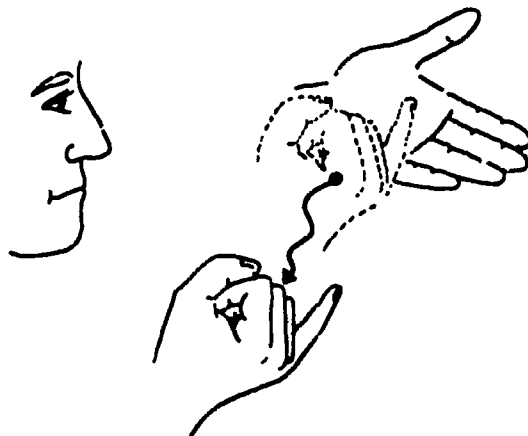
DEAF



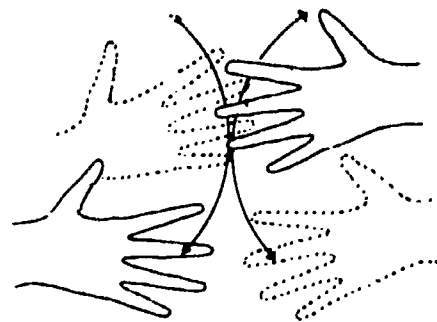
DECIDE



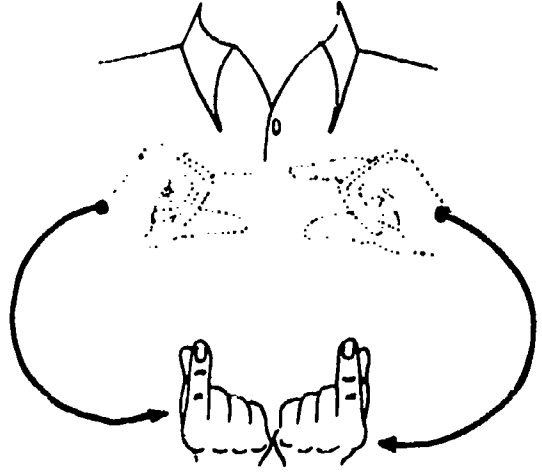

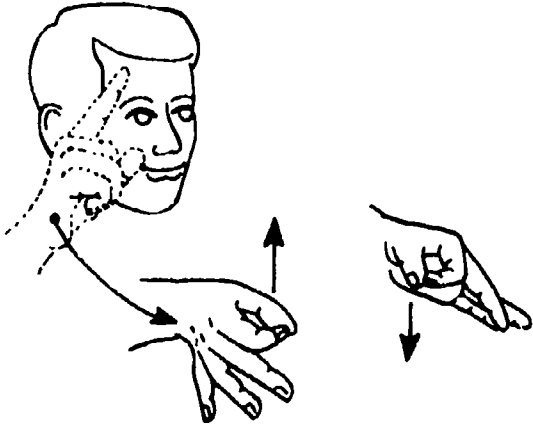
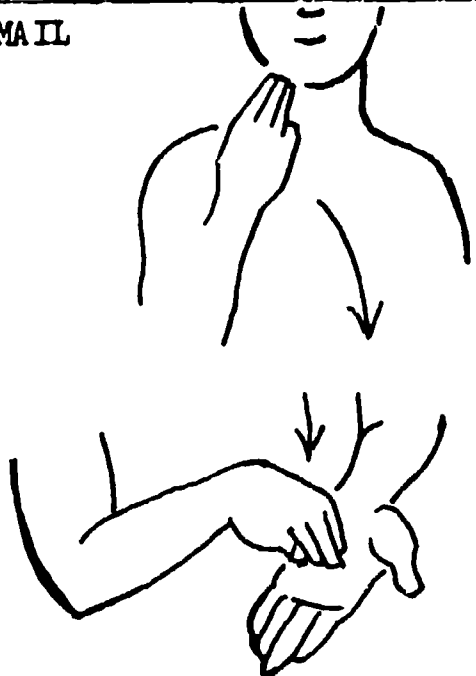
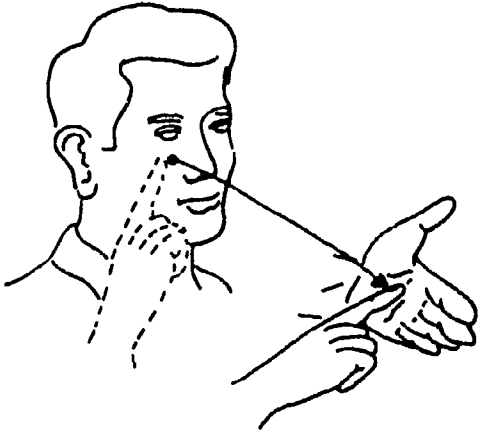
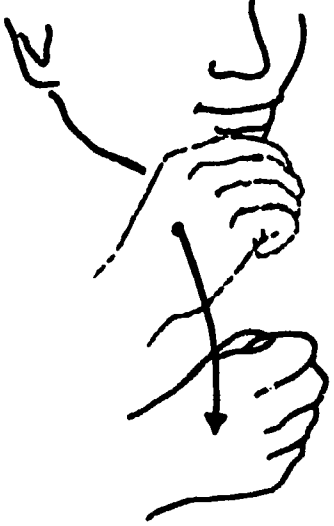


DRAW




GRAY




<p>GREEN (D.M.)</p> 	<p>HAPPEN,</p> 	<p>GROUP</p> 
<p>HERS (Poss.)</p> 	<p>JUDGE (O.D.)</p> 	<p>LETTER</p> 
<p>MAIL</p> 	<p>NOTICE</p> 	<p>OLD</p> 


ORANGE (color)




PAPER (D.M.)



PENCIL



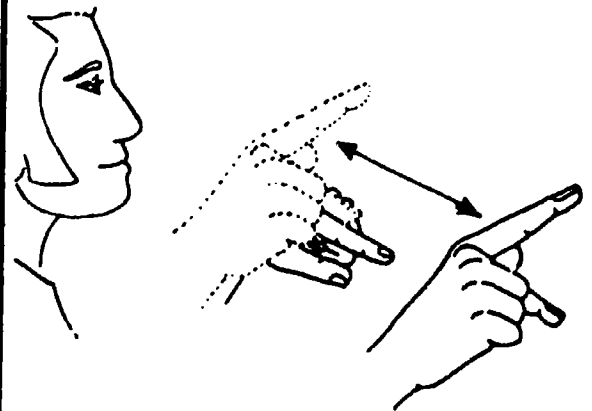
PICTURE




PINK (D.M.)




PRACTICE (D.M.)



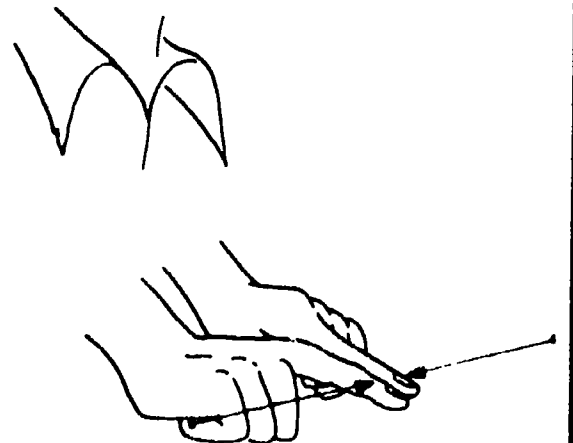
PURPLE (D.M.)




RED (D.M.)



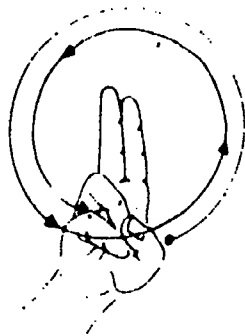
SAME



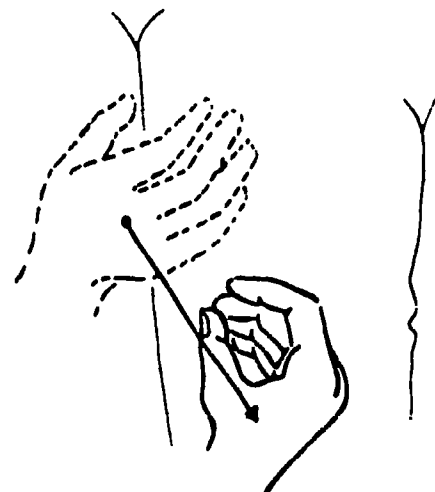
SURPRISE



USE,



WHITE



LESSON 12
VOCABULARY WORDS

attempt	far	season
bell	flowers	show
baseball (n.)	football	slow
catch	game	snow
center	grow	spring
change	hate	steal
chase	hope	summer
choose	hours	sunset
country	if (fingerspell)	swim
defeat	kick	then
defend	look at	throw
depend	pass (football)	under
down	player	whom
excite	protect	whose
exercise	push	win
fall (season)	rain	winter
fall (verb)	run	

51 words

BEST COPY AVAILABLE

LESSON 12
STORY TEXT

My favorite season is fall. In the fall we drive far out in the country and look at the beautiful sunsets. Spring is nice when it stops raining and the flowers start to grow. I like summer because we can get a lot of exercise swimming, and I like winter because the snow falls and then all the trees are protected with a quiet white covering.

My husband likes fall best too, but not because of the sunsets. He likes the hours of football games which the T.V. shows every fall. In the spring time he doesn't like to watch T.V. because he dislikes baseball. He says it is a slow game.

There are a few players whom he likes best, but the team he wants to win depends on which team has been defeated the most, and which team he chooses to be the underdog. He always hopes that the game will have much catching, pushing, passing, and throwing. If team is too far ahead of the other, he likes it when the defending team can steal the football, run down the field with the other players chasing them and change the score by 6 points.

In the extra point play, he likes it if the center gives the ball to the kicker whose job it is to attempt to kick the ball between the goal posts. I guess that my husband likes most any football game if it is exciting enough.

LESSON 12

QUESTIONS FOR SECOND STORY ON TAPE

1. What kind of a game was on T.V.?
2. What were the names of the two teams?
3. What kind of weather was it for this event?
4. How did one of the exciting plays start. (what kind of play)
5. How did this play effect the game?
6. Who won?

LESSON 12

TEXT AND ANSWERS FOR SECOND STORY ON TAPE

Text

One football game which my husband looked at on T.V. this fall was between the Lions and the Bears. It was an exciting game. Rain was falling when the game started. By the time that the game was finished, the players were all covered with snow.

One play that was exciting started with a field goal attempt. The center threw the ball to the kicker. One of the defending players caught the ball after it was kicked. He stole the ball and ran down the field. This play changed the game. The underdog Bear team won, defeating the Lions in the funniest game of the winter season.

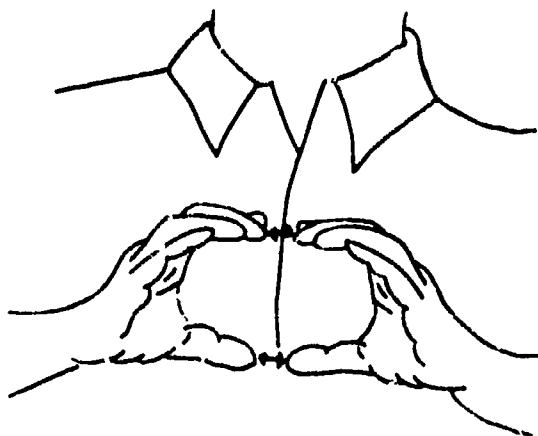
Answers

1. football
2. Bears and Lions
3. rain and snow
4. field goal attempt
5. changed it
6. the Bears (who were the underdogs)

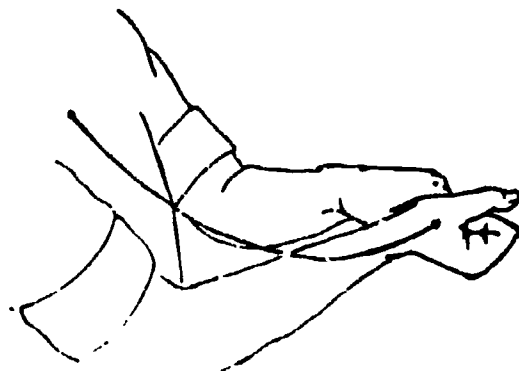
ATTEMPT



BALL (D.M.)




BASEBALL (D.M.)



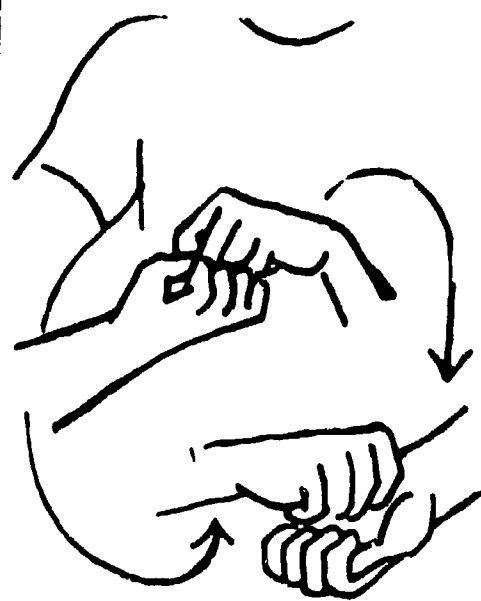
CATCH (e football)



CENTER



CHANGE



CHASE

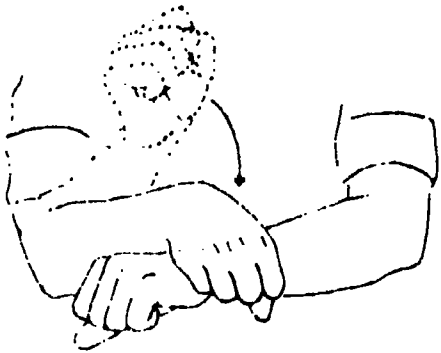


CHOOSE

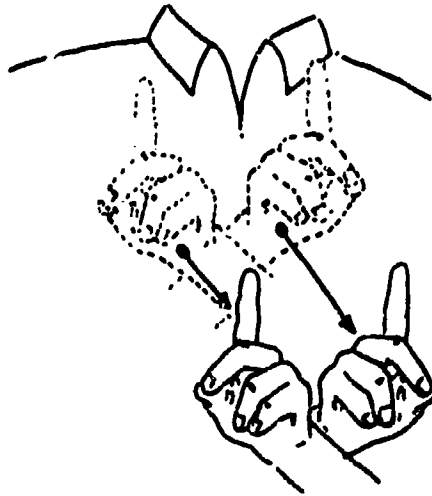
COUNTRY



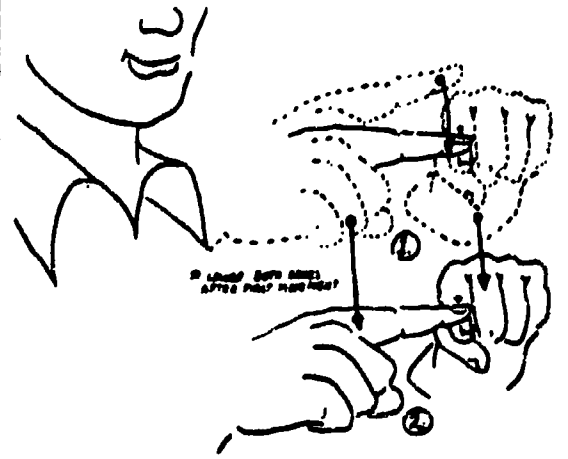
DEFEAT



DEFEND




DEPEND

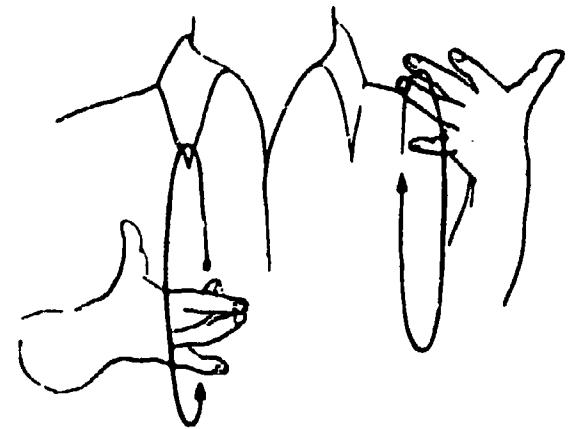


DISLIKE (fingerspell)

DOWN

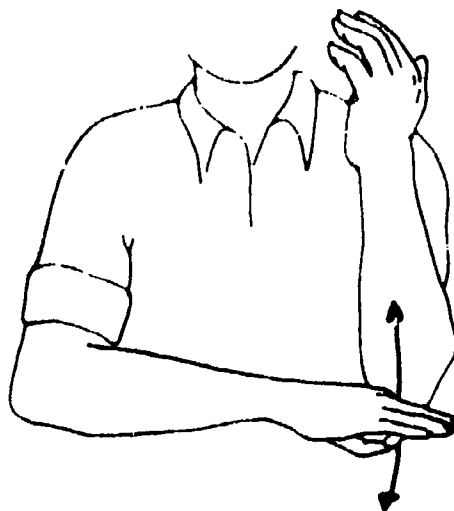


EXCITE (M.M.)





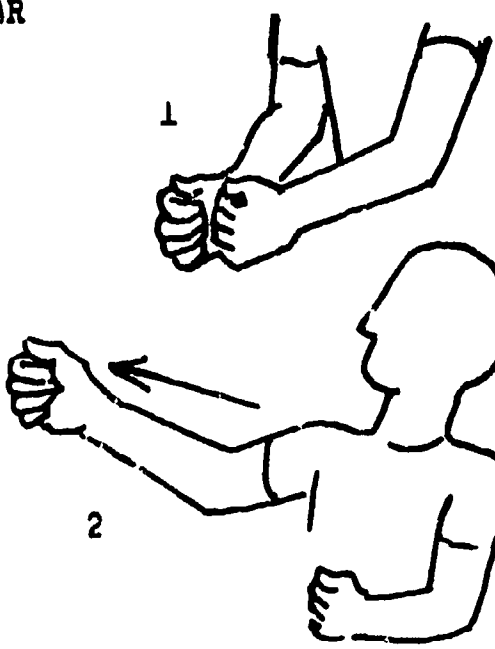

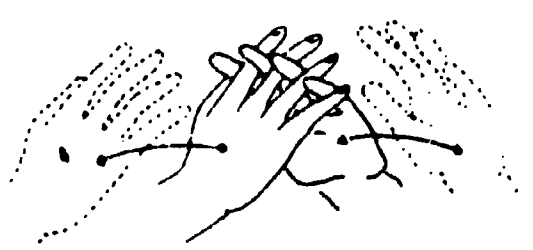
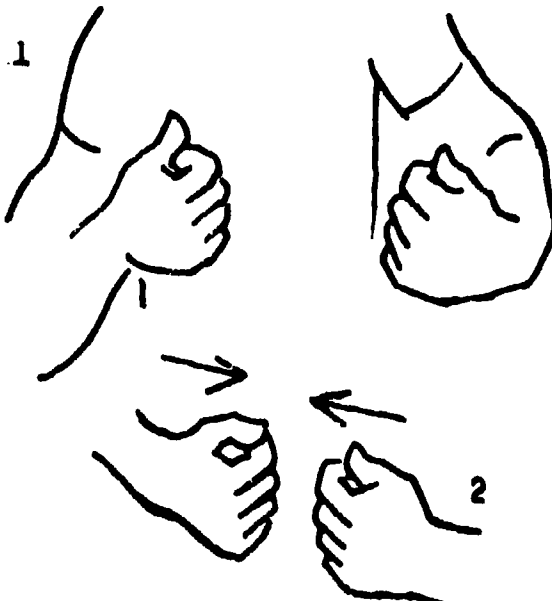
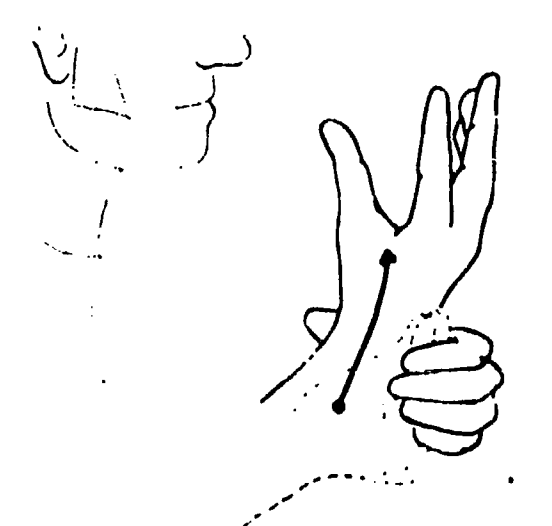


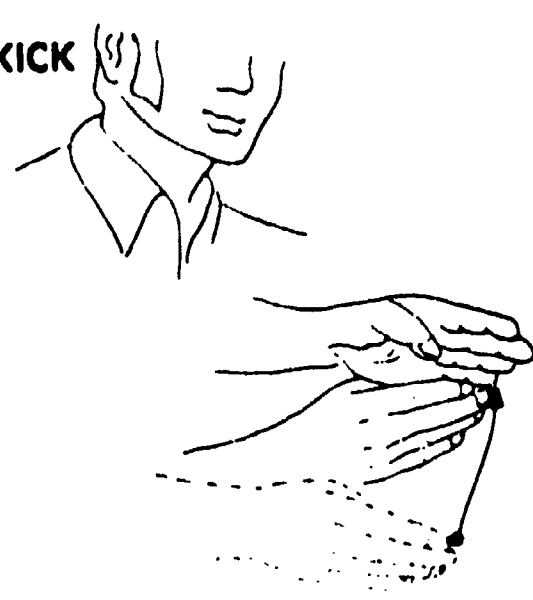
EXERCISE (D.M.)



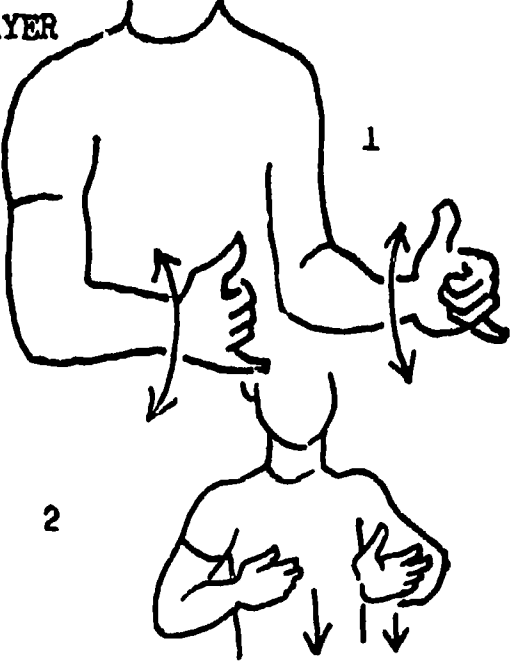





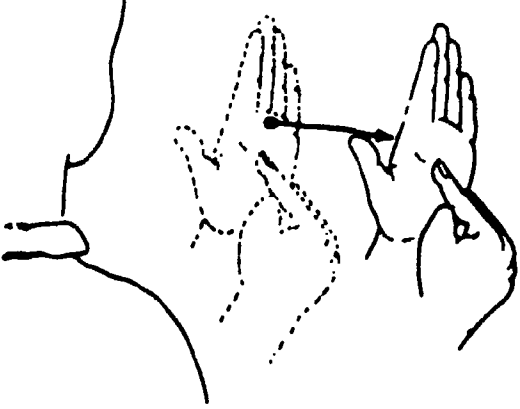
FALL (season)



FALL (rain)



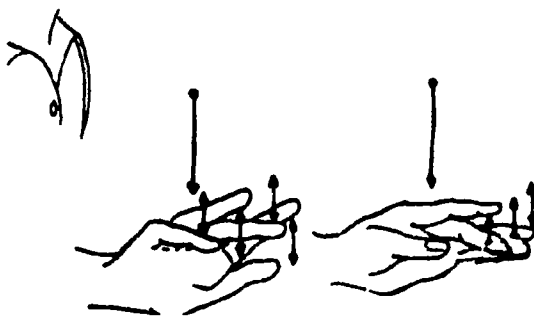
<p>FALL (snow)</p> 	<p>FAR</p> 	<p>FLOWERS</p> 
<p>FOOTBALL</p> 	<p>GAME (sports)</p> 	<p>GROW</p> 
<p>HOPE (D.M.)</p> 	<p>HOUR</p> 	<p>KICK</p> 

<p>LOOK AT</p> 	<p>PASS (football)</p> 	<p>PLAYER</p> 
<p>PROTECT</p> 	<p>PUSH</p> 	<p>RAIN (D.M.)</p> 
<p>RUN (M.M.)</p> 	<p>SEASON</p> 	<p>SHOW</p> 

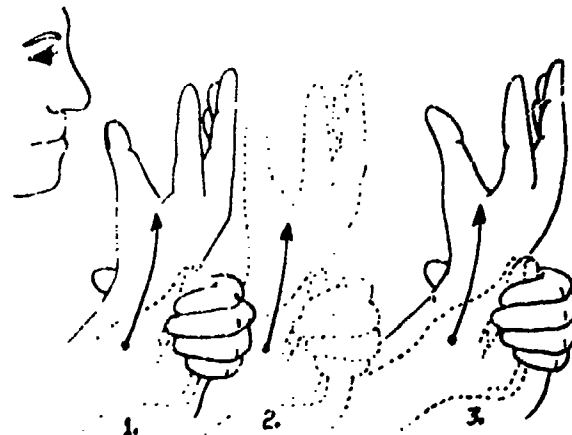
SLOW



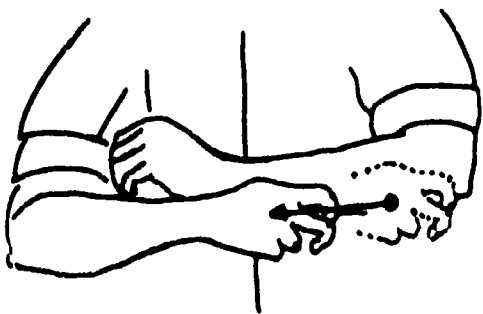
SNOW



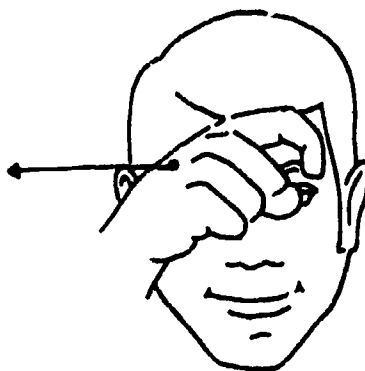
SPRING (M.M.)



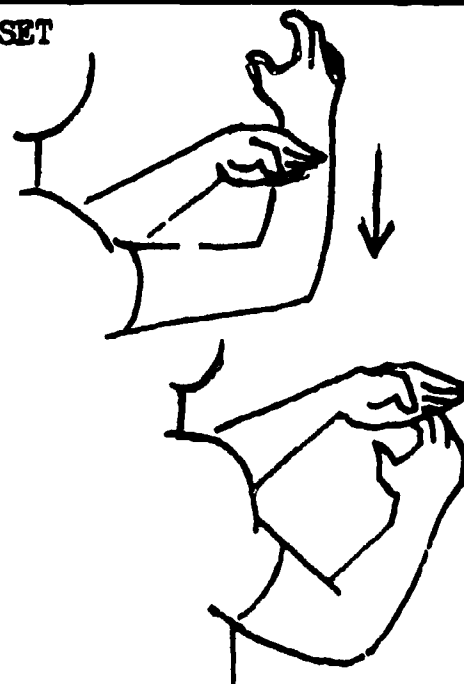
STEAL



SUMMER



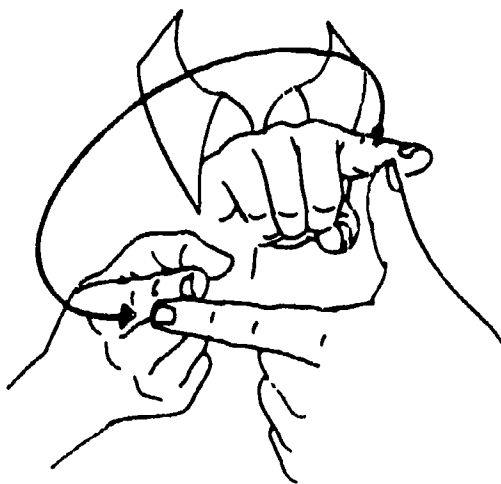
SUNSET




SWIM (D.M.)



THEN



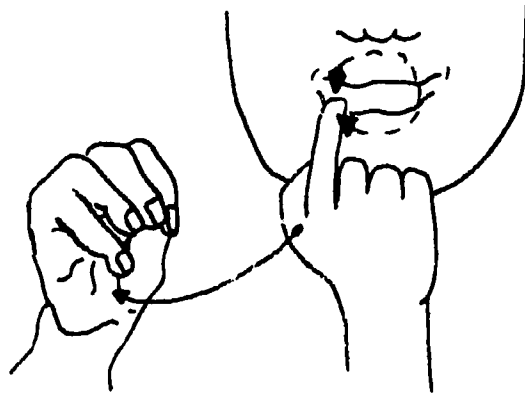
THROW




UNDER



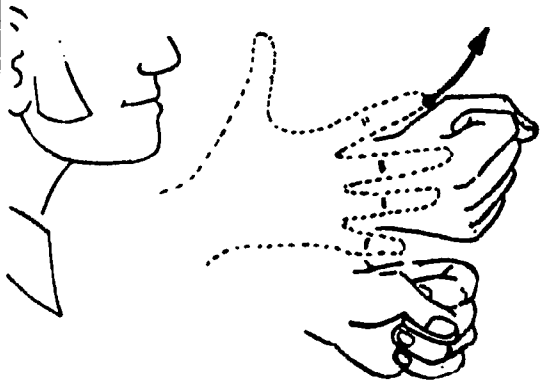
WHOM



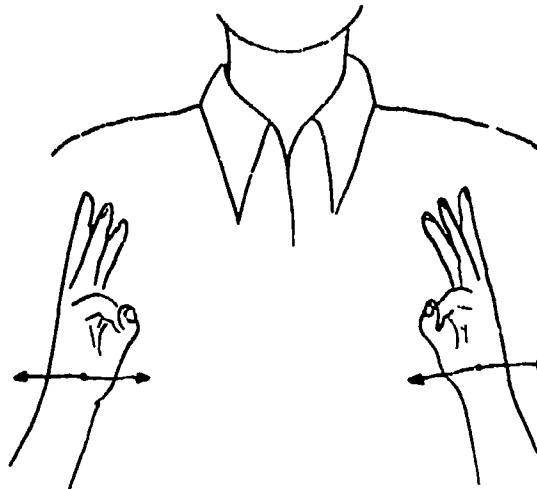
WHOSE



WIN



WINTER (D.M.)



BEST COPY AVAILABLE

LESSON 13
VOCABULARY WORDS

above	near
alone	neck
arm	nose
body	own
cheek	part
chin	ring
disagree	separate
ear	shoulder
easy	side
exact	those
explain	throat
eyebrow	through
finger	thumb
first	tongue
hair	touch
heart	true
knee	until
leg	waist
lift	wait
may	yourself

40 words

In this lesson, I would like to help you learn the signs for some of the parts of the body. I have waited until this lesson to explain the signs for body parts because the signs are easy and can be learned fast.

Let's learn the signs for the head first. To make the sign for hair, grasp some of your hair. The signs for nose and tongue are made by pointing to them. The signs for eyebrow and lips are made by tracing them. For your cheek, circle it, and for your ear, pretend you are tugging it a bit. For your chin, grasp it with your index finger and thumb.

The sign for heart is made by using your middle finger to trace a circle near your heart. (Remember that your heart is closer to the middle of your chest than towards the left.)

The signs for neck and throat are about the same.

To make the sign for shoulder, touch your opposite shoulder.

For side, put your hand at your own side and move your arm down your side.

The standard sign for ring is made by putting a ring on your ring finger. It may also be used by putting a ring on your little finger or wherever you put the ring, but with little children, use the standard sign.

To make the sign for leg, touch your leg. The same is true for knee, touch your knee. To make the sign for waist, put both hands on your waist.

Practice these signs by yourself and then try to sign through all of this story alone without stopping.

LESSON 13

QUESTIONS FOR SECOND STORY ON TAPE

1. What is this story's main topic?
2. Which saying means that someone is really special to you?
3. Which saying means that someone is smart?
4. What might you say to someone you're angry with?
5. What might the person in #4 reply to you?
6. According to the speaker, which saying is one of the funniest?
7. What does she ask you to try to do?

LESSON 13
TEXT AND ANSWERS FOR SECOND STORY ON TAPE

Text

You may know that there are many funny sayings which have the words for body parts in them. Let me explain this to you.

I am talking about sayings like, "You are the apple of my eye," or "She has a good head."

If I did not like someone I could say, "You are a pain in the neck". The person I said that to might point his finger at me and say, "You have a chip on your shoulder today, why do not you hold your tongue!" One of the funniest sayings is, "He has a ring through his nose". Try to think up some of these sayings yourself. Wait until you are signing with one of your friends and surprise them with some funny saying. (Remember, the concepts behind these sayings may not be understood by the deaf person.)

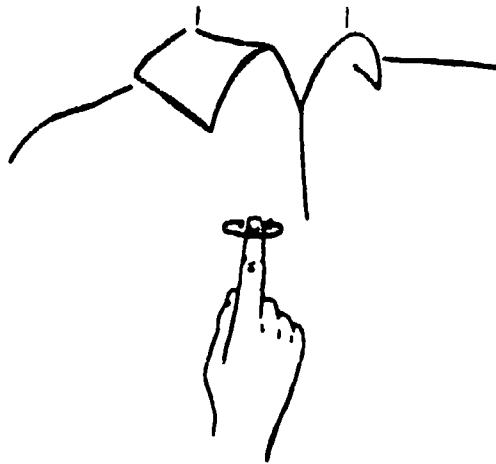
Answers

1. funny sayings with words for body parts used in them
2. apple of my eye
3. she has a good head
4. you are a pain in the neck
5. you've got a chip on your shoulder
6. he has a ring through his nose
7. think up some sayings yourself and try these on your friends

ABOVE




ALONE



ARM




BODY



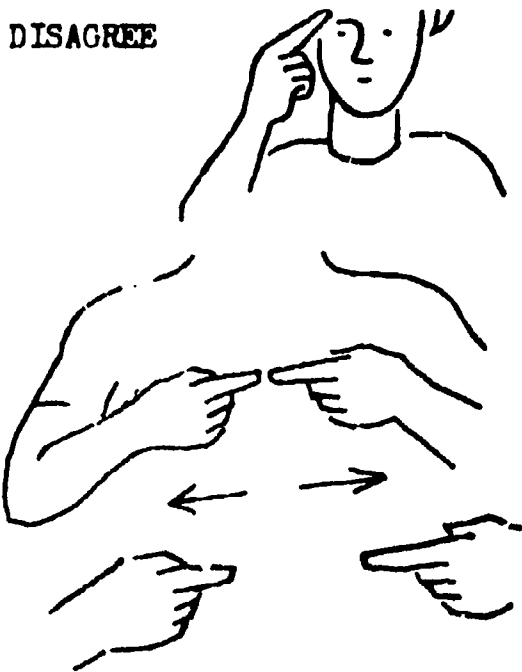
CHEEK



CHIN



DISAGREE




EAR



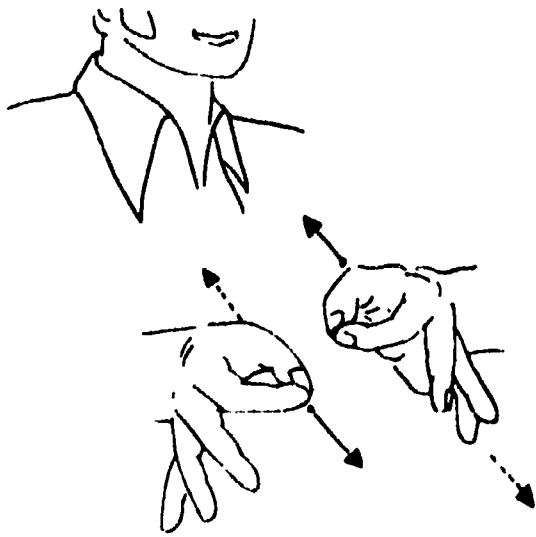
EASY




EXACT



EXPLAIN (O.D.)



EYEBROW



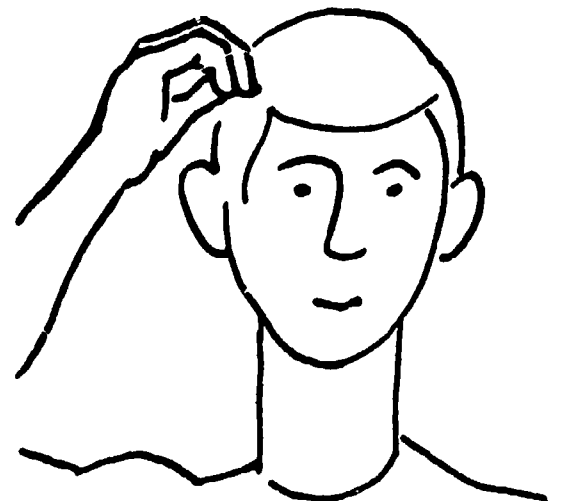
FINGER



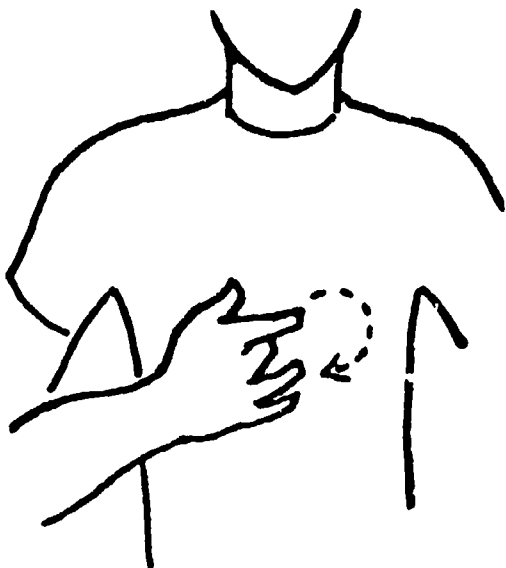
FIRST



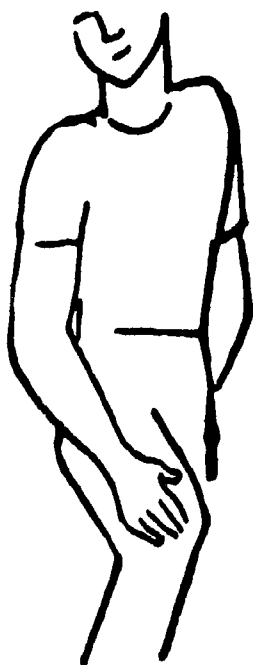
HAIR



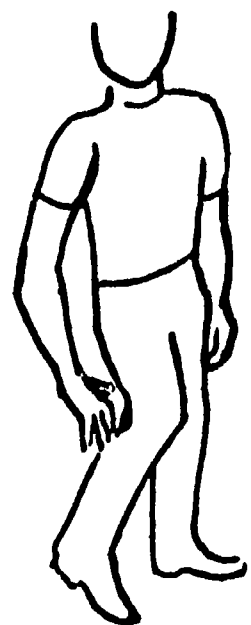
HEART





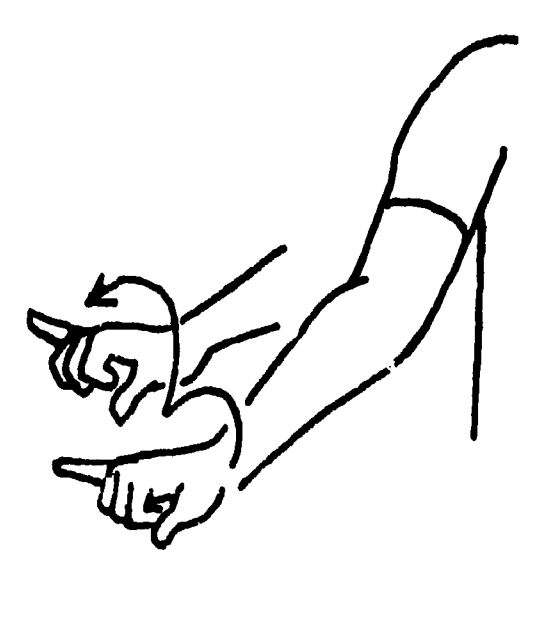

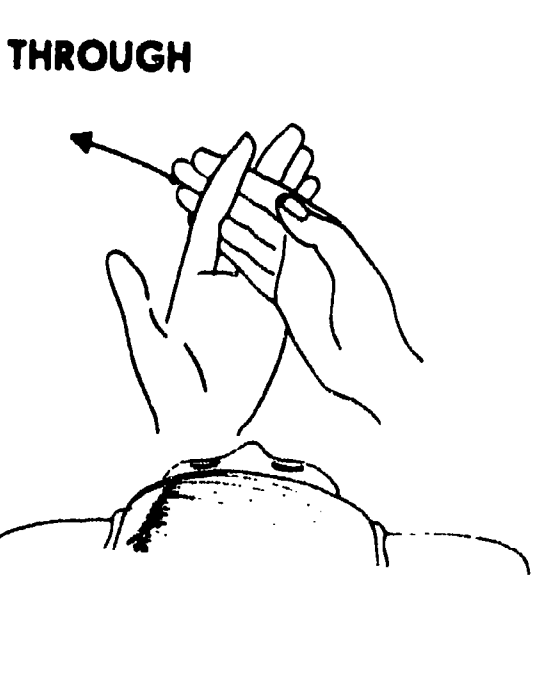


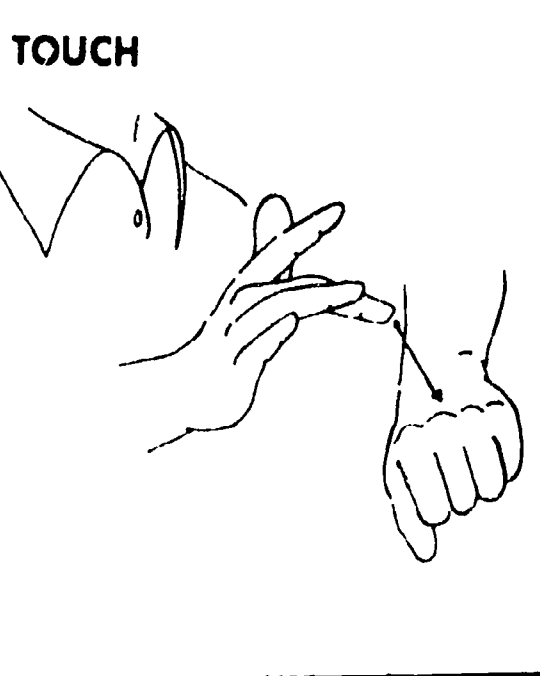
KNEE



LEG



<p>LIFT</p>	<p>MAY</p>	<p>NEAR</p>
<p>NECK</p>	<p>NOSE</p>	<p>OWN</p>
<p>PART</p>	<p>RING</p>	<p>SEPARATE (O.D.)</p>

<p>SHOULDER</p> 	<p>SIDE</p> 	<p>THOSE (M.M.)</p> 
<p>THROAT</p> 		<p>THROUGH</p> 
<p>THUMB</p> 	<p>TONGUE</p> 	<p>TOUCH</p> 


TRUE



UNTIL




WAIST (D.M.)



WAIT (M.M.)



YOURSELF



LESSON 14
VOCABULARY WORDS

again	lawyer
agree	lock
beg	middle
bicycle	next
breathe	noise
chair	noon
church	offer
cigarette	pardon
city	place
clear	polite
college	search
door	shout
foolish	smoke
future	stand
habit	street
house	stupid
hurt	town
jump	walk
kill	window

40 words

LESSON 14

STORY TEXT

My house is in a small college town. It is a nice place to live. The air is clean and easy to breathe and there isn't much noise. You can walk or bicycle down the street at any time of day and look at the sky without searching through clouds of smoke. There are more churches than bars in our town. You don't always have to lock your doors at night. Most people in our town agree that their children can grow up without being hurt by the dope problems which some cities have.

Yesterday about noon I left town and went to the city. I needed to buy some things and to pay some bills. I took the bus to town. I had to stand for a while, but then a man who looked like a lawyer jumped up and pushed me into his chair. I shouted, "I beg your pardon!" He said, "I was only trying to be polite, but I promise you that in the future I won't offer a young woman my chair."

I lit a cigarette to calm down. The middle aged woman next to the window said, "You sure are stupid. Smoking is a foolish habit. You could kill yourself."

I got off at the next bus stop, walked home and decided to drive my own car when I go to the city again.

LESSON 14

QUESTIONS FOR SECOND STORY ON TAPE

1. What did the speaker hear?
2. Was the door locked?
3. What was coming out of the window?
4. How did the speaker get inside?
5. What was causing the trouble?
6. What did the speaker do about it?
7. Who lived there?

LESSON 14

TEXT AND ANSWERS FOR SECOND STORY ON TAPE

TEXT

Wednesday at noon I was standing in my doorway talking with one of my friends, when I heard a big noise coming out of the window of the house next door. I pardoned myself and walked down the street to the next house.

The door was locked, so I shouted. Smoke started coming out of the window. Now I was afraid that someone was hurt and in the middle of all that smoke. It became clear to me that I had to jump through the window and offer my help to anyone inside.

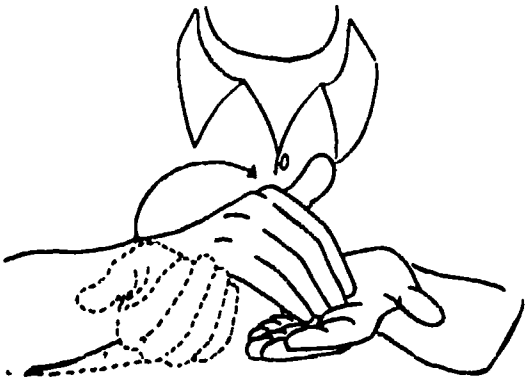
I was having trouble breathing and the smoke made it hard to search for anyone. I could see that the smoke was coming from the oven. I opened it and pulled out a cake. I put water on the cake.

I then telephoned the lawyer who lived in the house. He felt a little foolish when I told him that he had forgotten his cake. He listened politely and then agreed not to leave anything baking again.

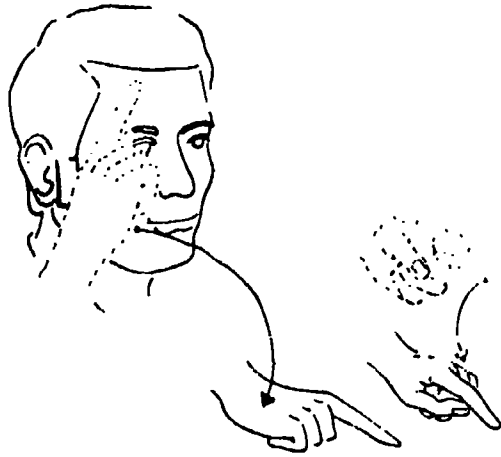
Answers

1. big noise coming out of the window of the house next door
2. yes
3. smoke
4. jumped through the window
5. a cake in the oven was smoking
6. pulled the cake out and put water on it
7. a lawyer

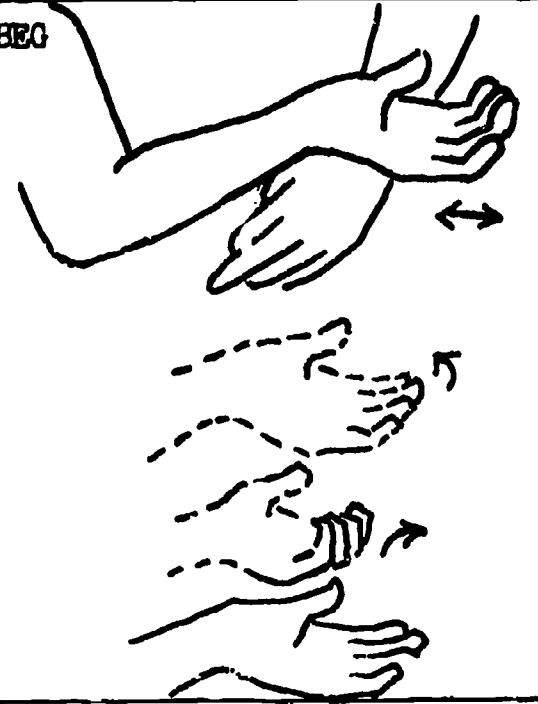
AGAIN



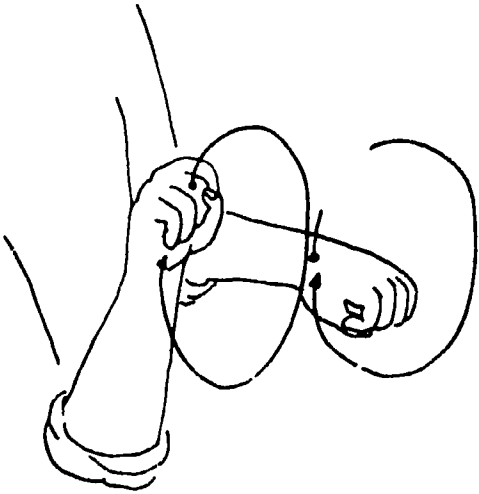
AGREE



BEG

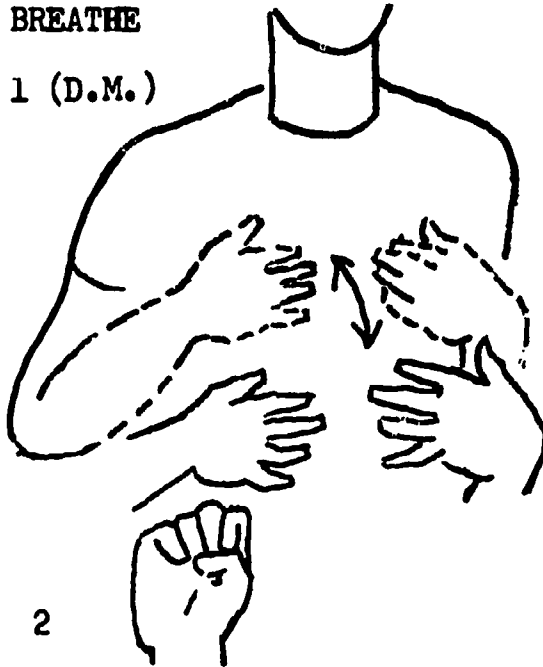


BICYCLE

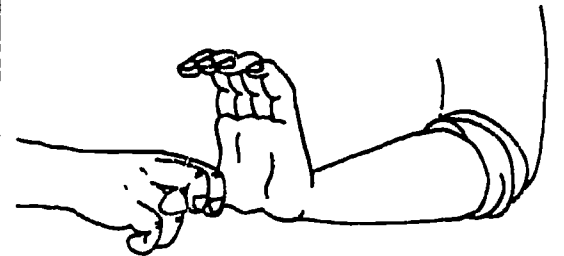


BREATHE

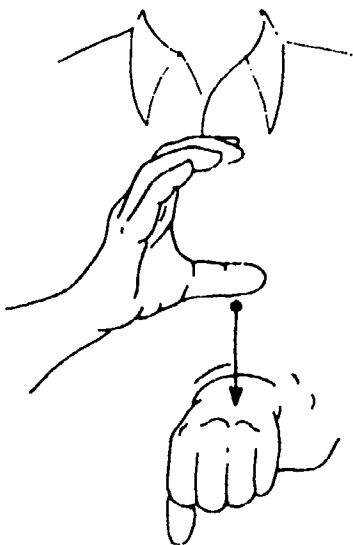
1 (D.M.)



CHAIR



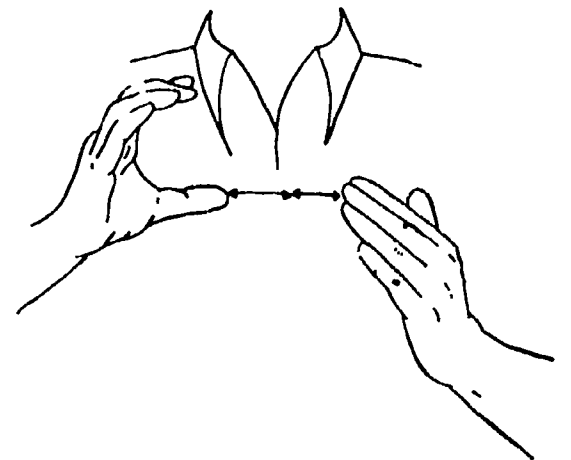
CHURCH



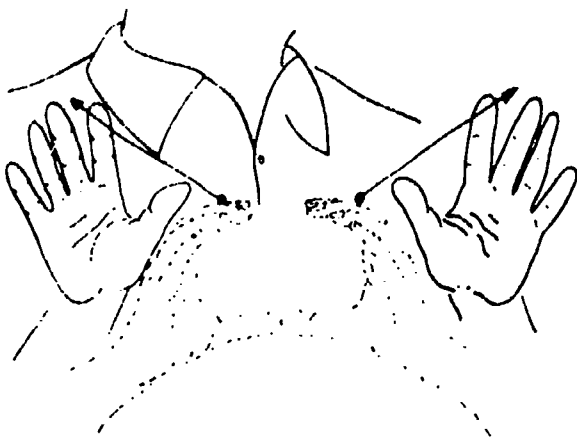
CIGARETTE



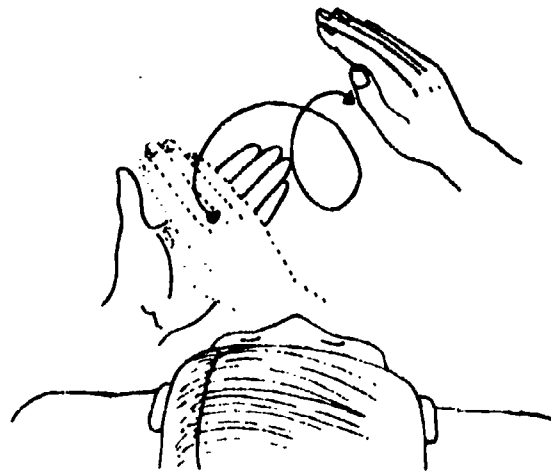
CITY (D.M.)



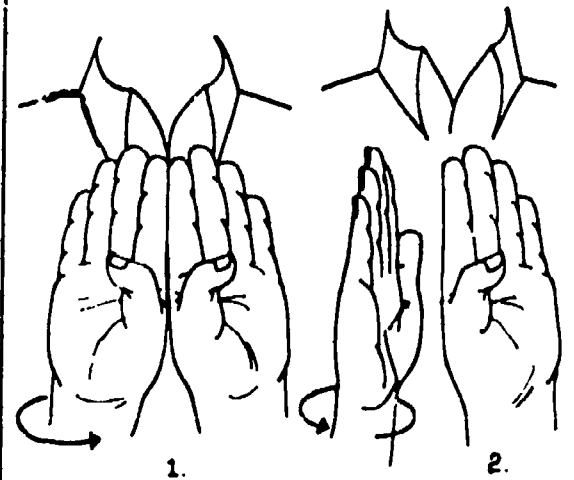
CLEAR



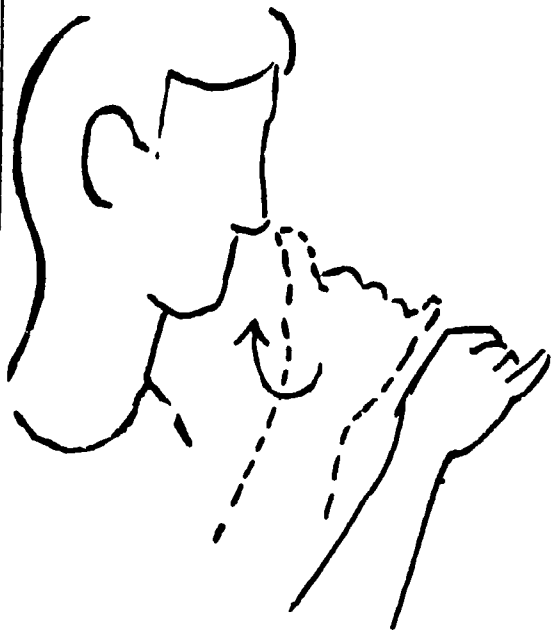
COLLEGE



DOOR



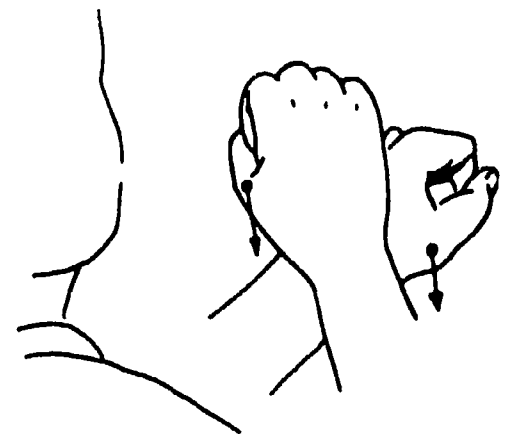
FOOLISH



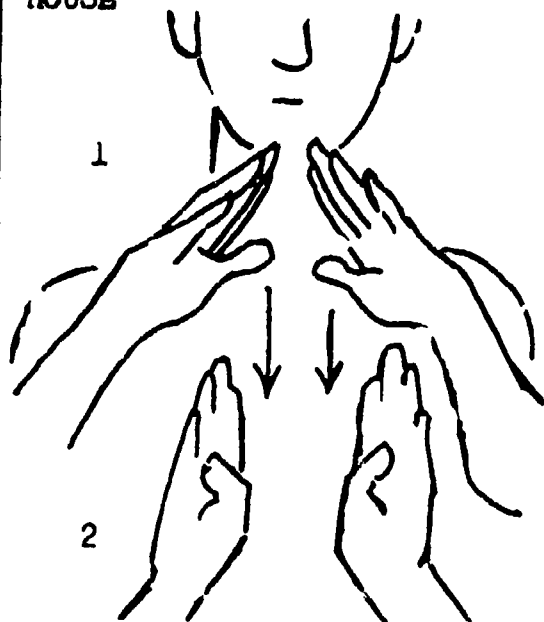
FUTURE



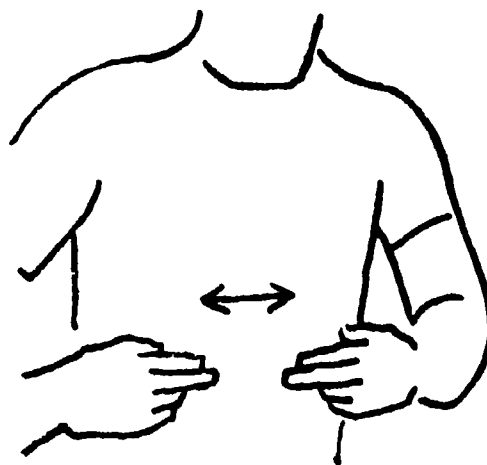
HABIT



HOUSE



HURT




JUMP




KILL



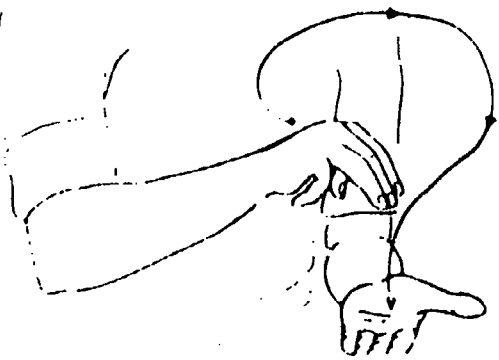
LAWYER



LOCK



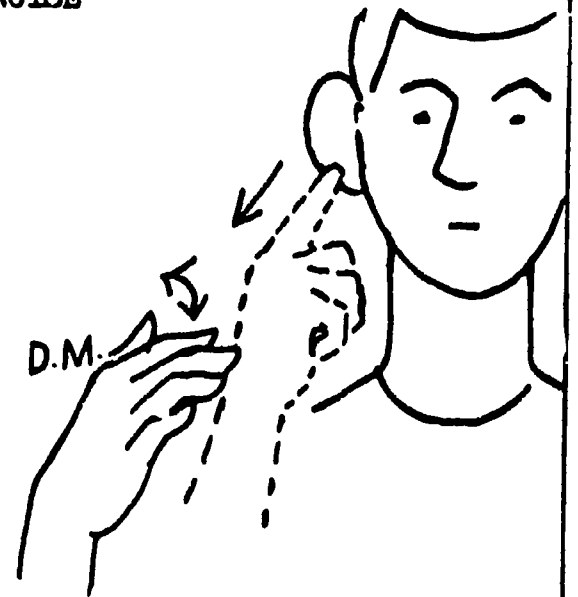
MIDDLE



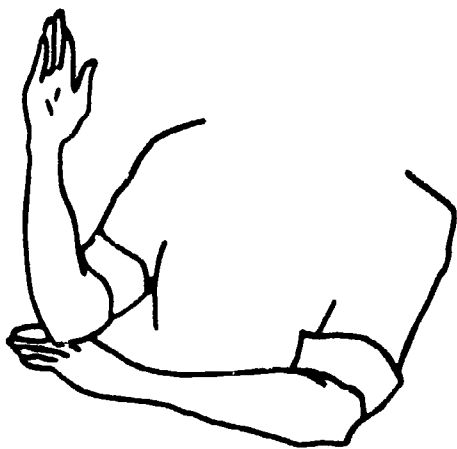
NEXT




NOISE



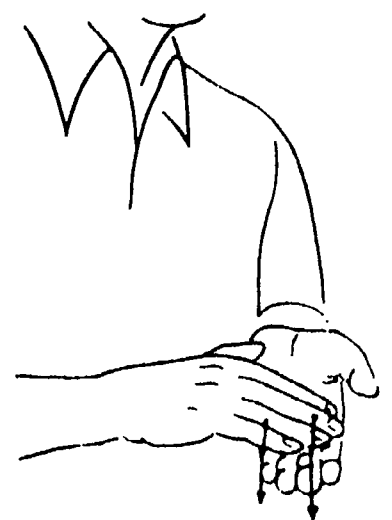
NOON



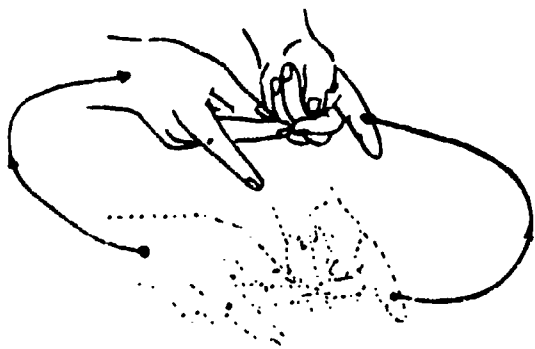
OFFER



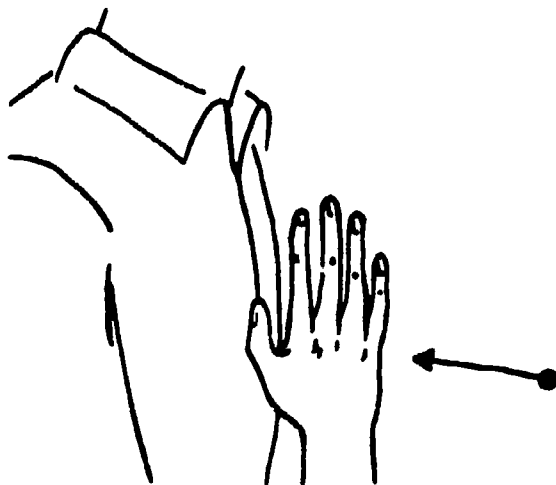
PARDON (M.M.)



PLACE



POLITE (D.M.)



SEARCH (D.M.)



SHO'T




SMOKE




STAND




STREET



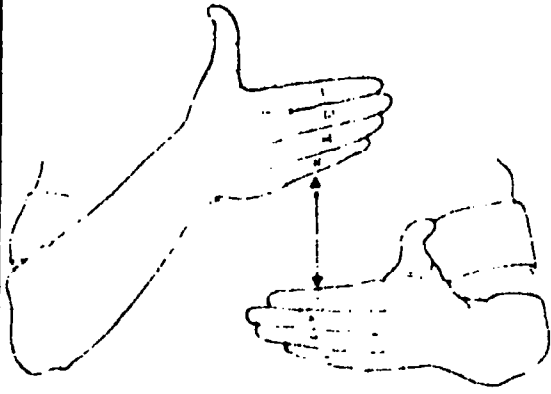
STUPID



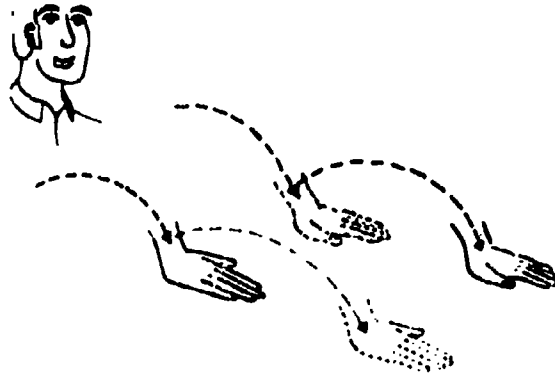
TOWN (D.M.)



WINDOW



WALK (D.M.)



LESSON 15
VOCABULARY WORDS

across	honest
appear	idea
bedroom	large
behind	later
beside	laugh
boat	meat
butter	miles
choice	none
coat	owe
cook	pepper
dinner	rich
does (aux.)	sandwich
dream	save
famous	secret
floor	share
free	ship
full	shoe
glasses	string
gravy	thin
gum	welcome
handkerchief	wonderful
hat	yellow

LESSON 15
Story Text

I had the most wonderful dream last night. I will share it with you. It is not a secret. None of my dreams are secrets. I was on a boat, no, really a large ship, many miles out on the sea. A man in a white coat appeared from behind me. He came up to me and stood beside me. He was wearing glasses and was chewing gum. He had a white handkerchief in his pocket. He was thin. One thing was really funny. When I looked at the floor of the ship, I noticed that he had on white shoes and yellow shoe strings. Honestly, this dream was really strange.

He stood across from me and said, "I am a famous person. I do all of the cooking for this ship. I would like to welcome you on our ship and say that you have won a free dinner and a free bedroom for the night".

He said that I had to make a choice about what I wanted for dinner. I chose a hot meat sandwich with gravy and potatoes with lots of butter.

The sandwich did have a little more pepper on it than I like. I had to laugh this morning when I got up. Last night when I went to bed, I was really hungry, but this morning I was full. Does that seem possible? Maybe I walk in my sleep.

Name _____

LESSON 15
QUESTIONS FOR SECOND STORY ON TAPE

1. Was it an easy day at work?
2. What meal are they eating?
3. What tells speaker B that the meal will be good?
4. Where did speaker A get the recipe?
5. What has speaker B been eating?

LESSON 15

TEXT AND ANSWERS FOR SECOND STORY ON TAPE

Text

- A. Hi. Let me take your coat and hat into the bedroom.
- B. I hope I am not late for dinner. Honestly I couldn't get free from my work today.
- A. I was in the same boat today. I guess that we shared the same problems.
- B. The dinner really smells good. What are you cooking?
- A. It is a secret recipe. Really, it is a new way to fix meat with a rich gravy. I saved the recipe from the Sunday paper. It has lots of pepper in it so it will be a little hot.
- B. It sounds good. I have been living on a shoe string budget. I have been eating very thin cheese sandwiches and welcome the idea of eating a wonderful meal. Can I help you with anything?
- A. Yes, would you please take the butter to the table? It is right behind you.
- B. I don't see it.
- A. It is beside the yellow cup. Would you like a cup of coffee with your dinner?
- B. No, I will have it later.
- A. Good. Let us go sit down at the table.

Answers

1. no
2. dinner
3. it smells good
4. in the Sunday paper
5. thin cheese sandwiches

BEST COPY AVAILABLE

Lesson 15

CROSS (touch hand going across)



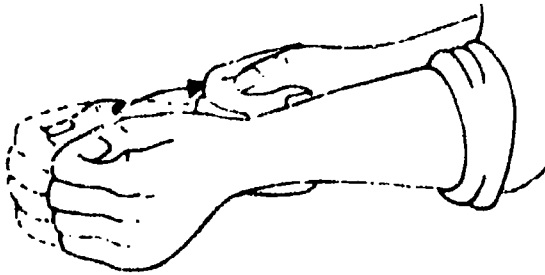
APPEAR



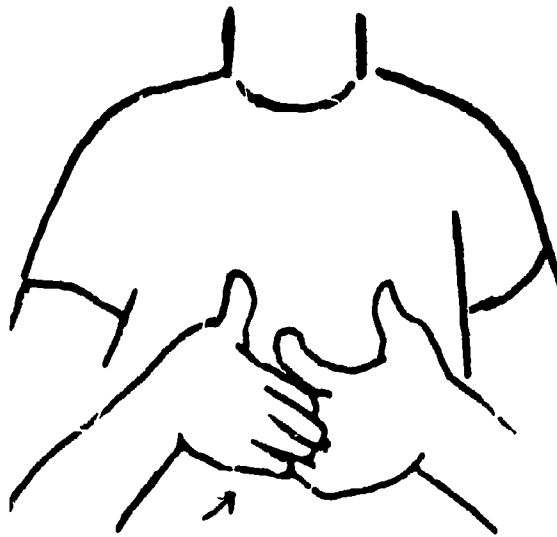
BEOROOM




BEHIND



BESIDE (P.M.)




BOAT (S.M.)




BUTTER (D.M.)



CHOICE



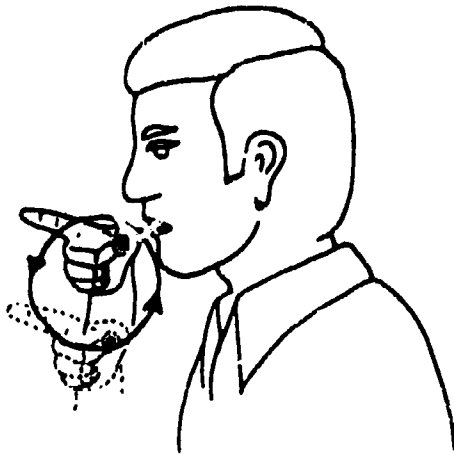
COAT



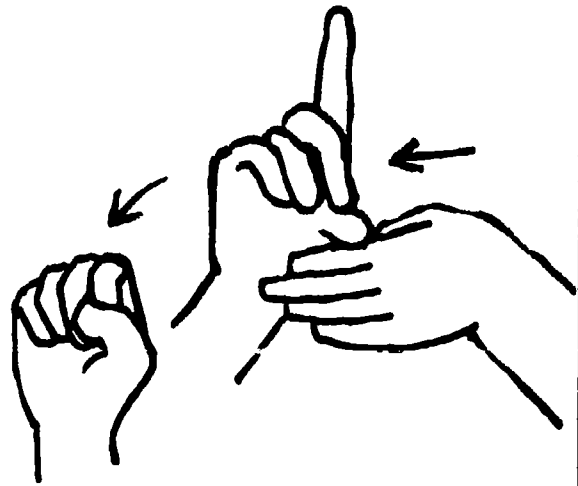
COOK



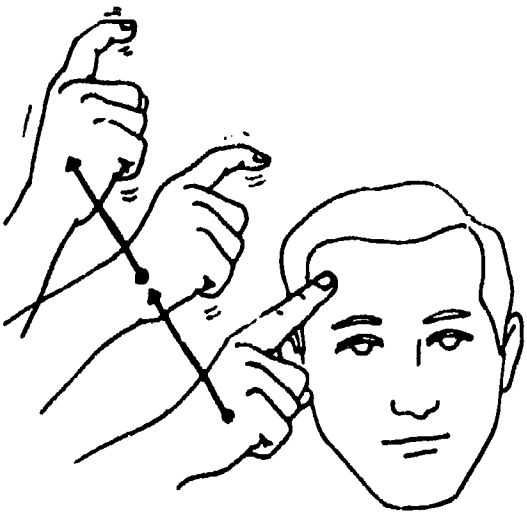
DINNER (D.M.)




DOES (aux.)



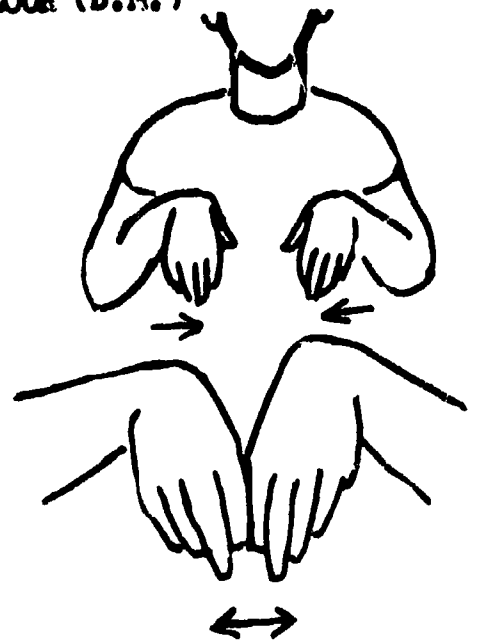
DREAM



FAMOUS

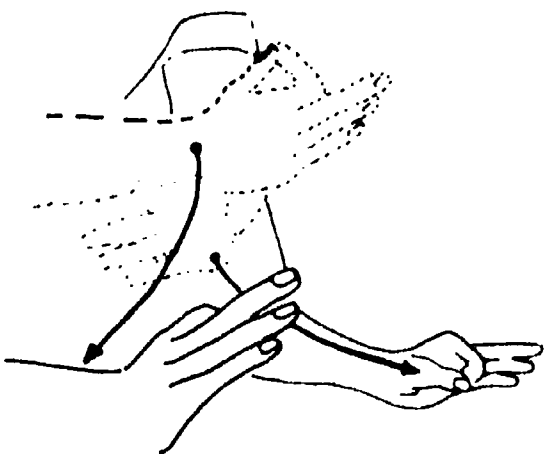


FLOOR (D.M.)




DREAM

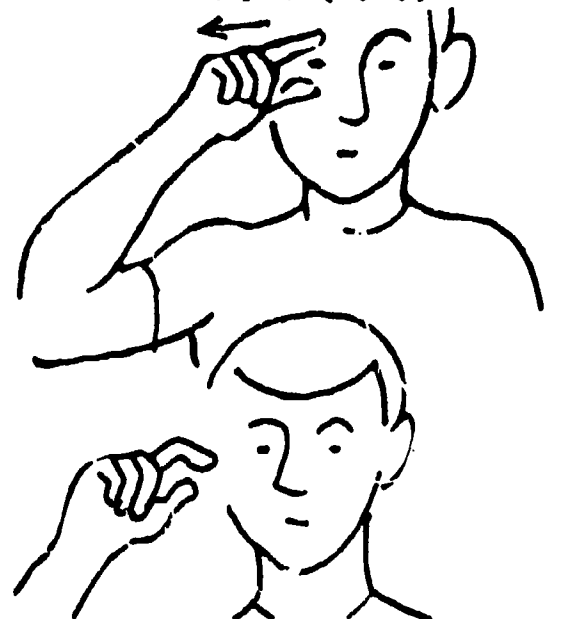
FREE



FULL (of food)



GLASSES (eye) (D.M.)




GRAVY (D.M.)



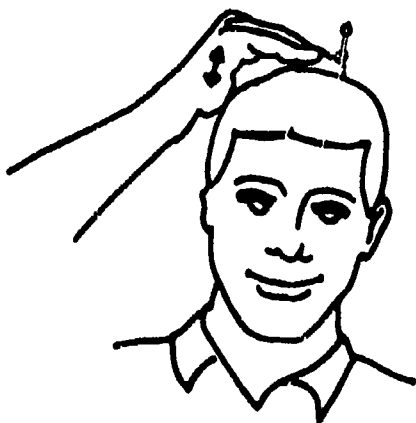
GUM



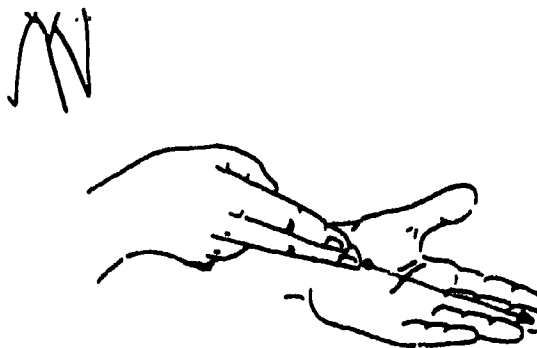
HANDKERCHIEF,




HAT (M.M.)



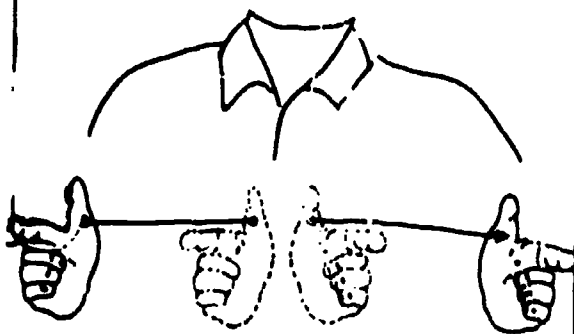
HONEST




IDEA



LARGE



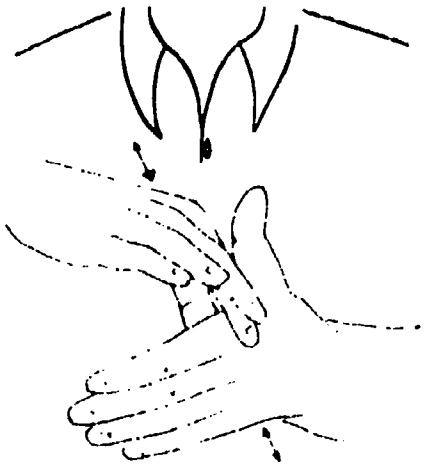
LATER



LAUGH (DM),



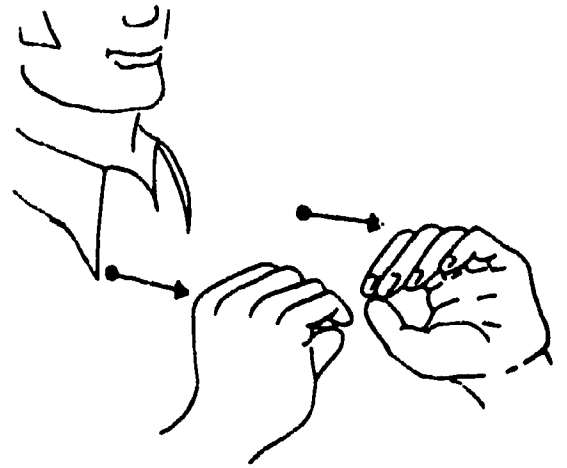
MEAT (M.M.)



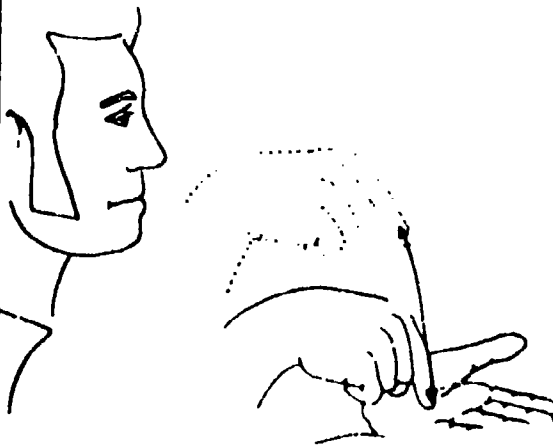
MILES




NONE




OWE (M.M.)



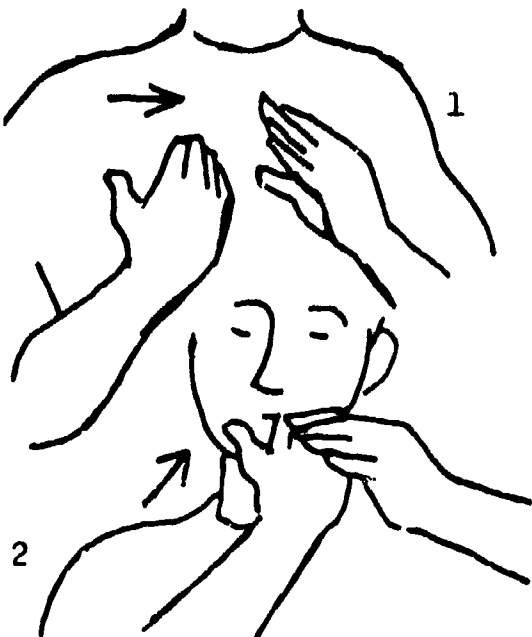
PEPPER (D.M.)



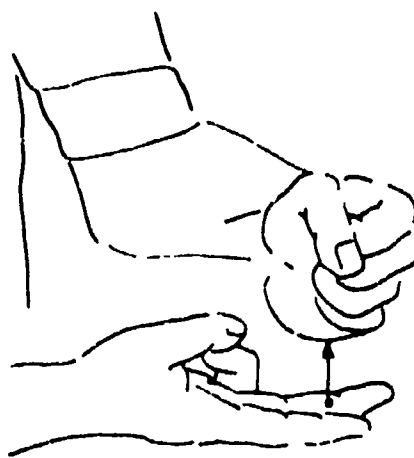
RICH



SANDWICH



SAVE (D.M.)



SECRET



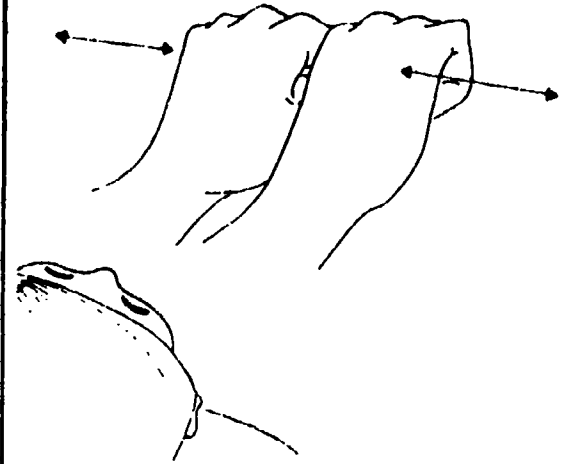
SHARE



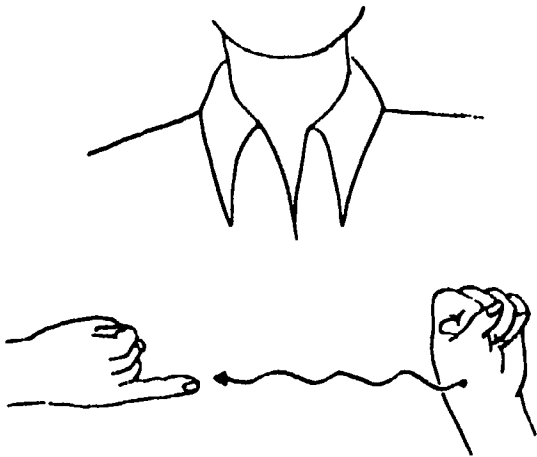
SHIP




SHOE (D.M.)




STRING



THIN



WELCOME (as in "You are welcome." only)



WONDERFUL



YELLOW (D.M.)



LESSON 16
VOCABULARY WORDS

bad	lead
below	life
blame	maybe
bleed	measure
break	obey
cry	paint
die	pray
feet	right
grass	rope
hammer	sad
hit	soldier
inch	warn
ladder	wood

26 words

LESSON 16

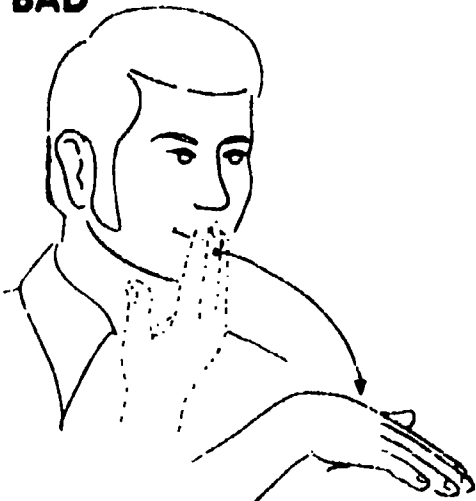
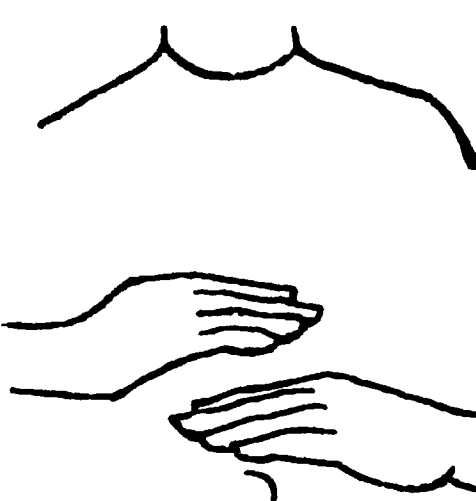
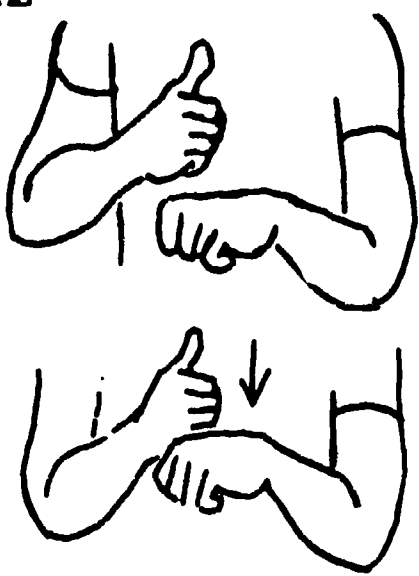

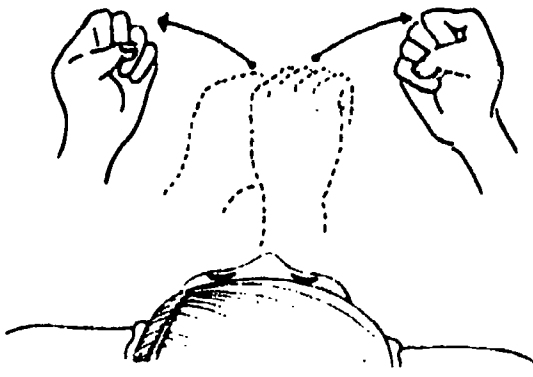


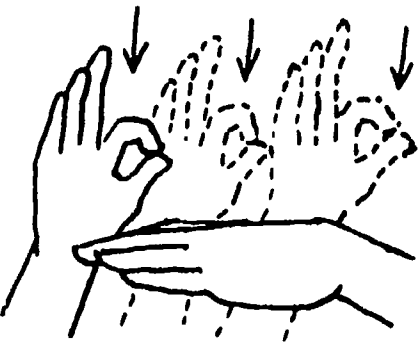

STORY TEXT

- A. I just read this letter from my mother which says that one of my friends was within an inch of his life. He almost died, but he is doing very well now. I am happy that I did not know before because I would have been very sad and would have cried.
- B. Some one must have been praying for him. What happened?
- A. He is a soldier. The building that he lived in needed to be painted. He decided to measure how many feet there were to paint. He got up on an old ladder made of wood.
- B. Didn't someone warn him that getting up on an old ladder is not the right thing to do?
- A. Yes, but another person had pounded an extra piece of wood onto the ladder with a hammer, so he thought it was safe. His boss asked him to get down, but he would not obey.
- B. Did part of the ladder break?
- A. Yes, it did. He fell into the grass below him.
- B. If he fell into the grass why did he hurt so badly?
- A. There was a rock in the grass and he hit his head on it. His head did not bleed, but he was hurt.
- B. I hope he will forgive the person who hammered the ladder.
- A. He does not feel that anyone is to blame. Next time he is on a ladder he will have a rope around his waist.
- B. Maybe after this he will lead a more careful life. I am glad that he is healthy again.
- A. So am I.

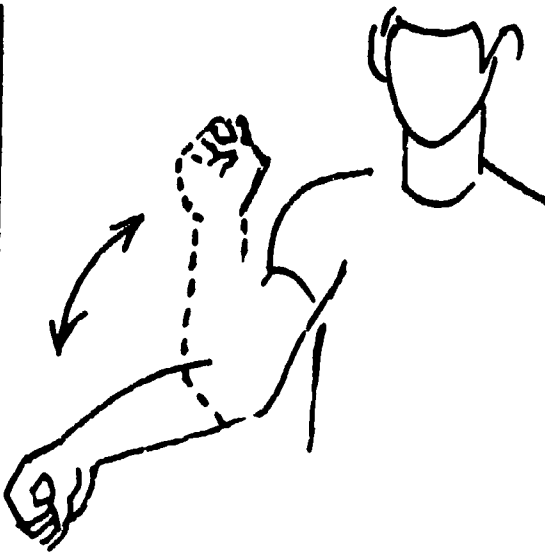
Name _____

LESSON 16
QUESTIONS FOR SECOND STORY ON TAPE

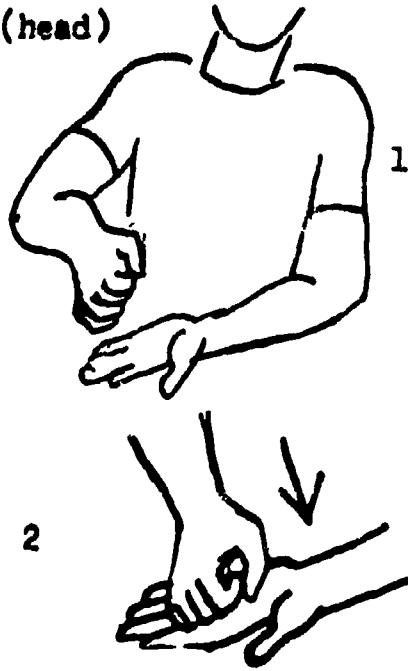
1. What is speaker B making?
2. Why does he caution speaker A?
3. Is he good with a hammer?
4. What does the speaker A say about working with wood?
5. What is speaker B going to do with the rope?
6. What is he going to do with the ladder?

<p>BAD</p> 	<p>BELOW</p> 	<p>BLAME</p> 
<p>BLEED</p> 	<p>BREAK</p> 	<p>CRY (D.M.)</p> 
<p>DIE</p> 	<p>FEET (a measure)</p> 	<p>GRASS</p> 

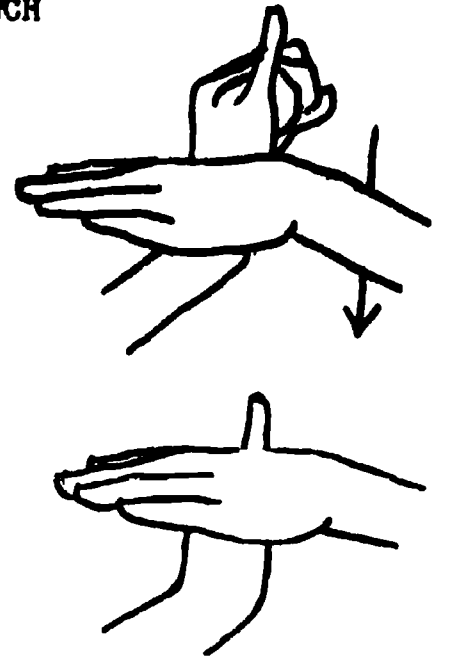
HAMMER (D.M.)



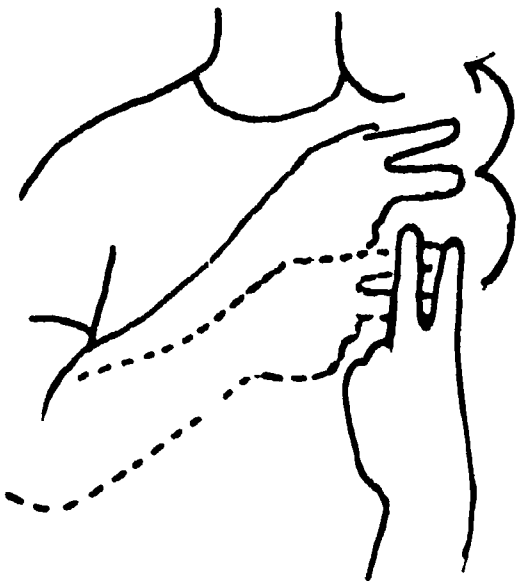
HIT (head)




INCH



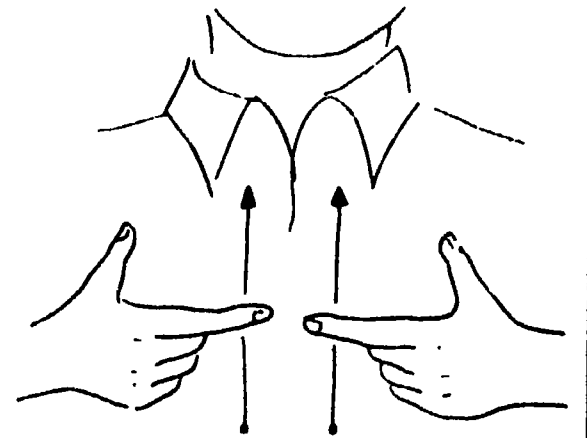
LADDER



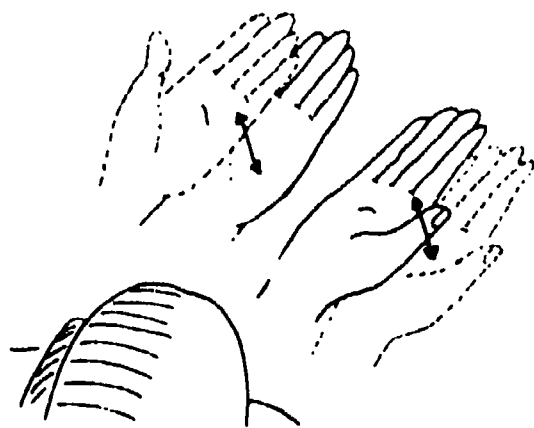
LEAD



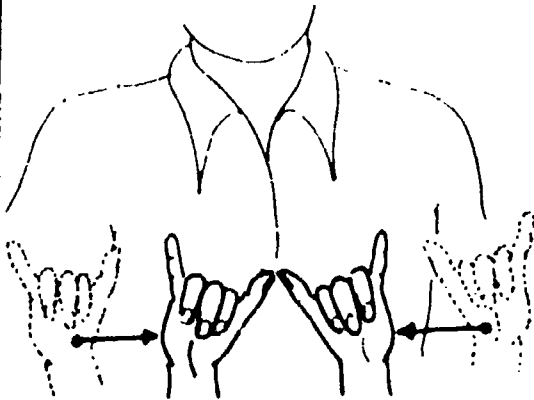
LIFE




MAYBE (O.D.)




MEASURE (D.M.)



OBEY



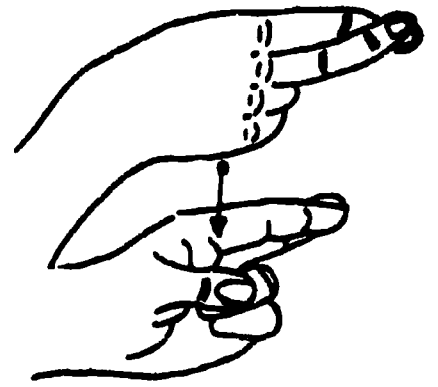
PAINT (D.M.)



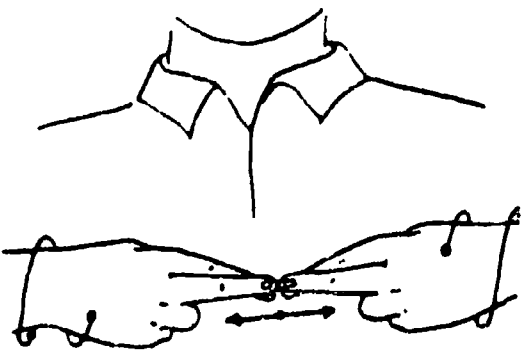
PRAY



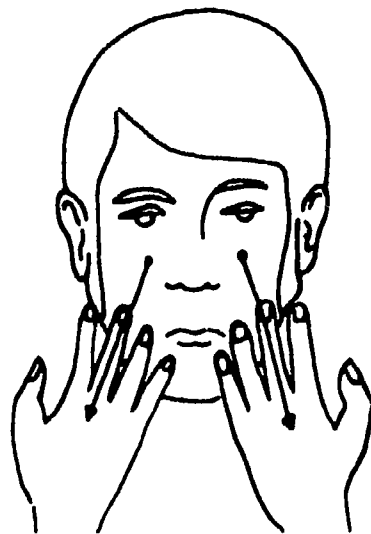
RIGHT



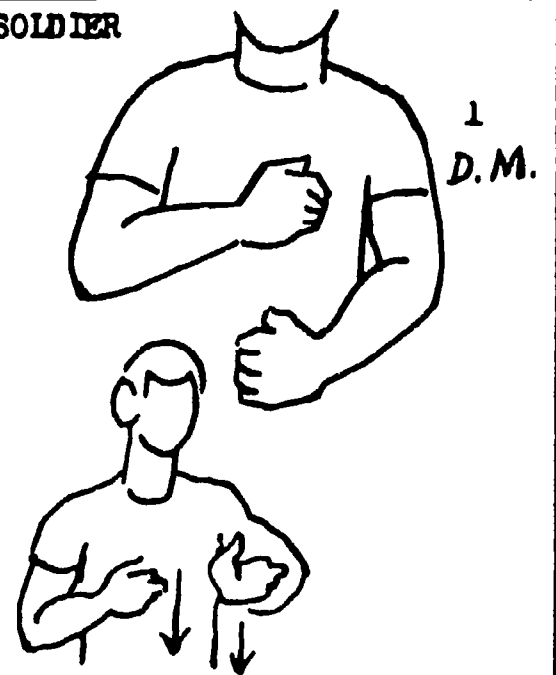
ROPE (O.D.)



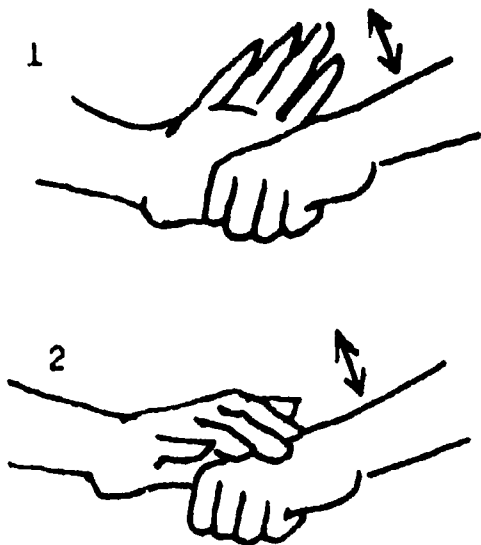
SAD



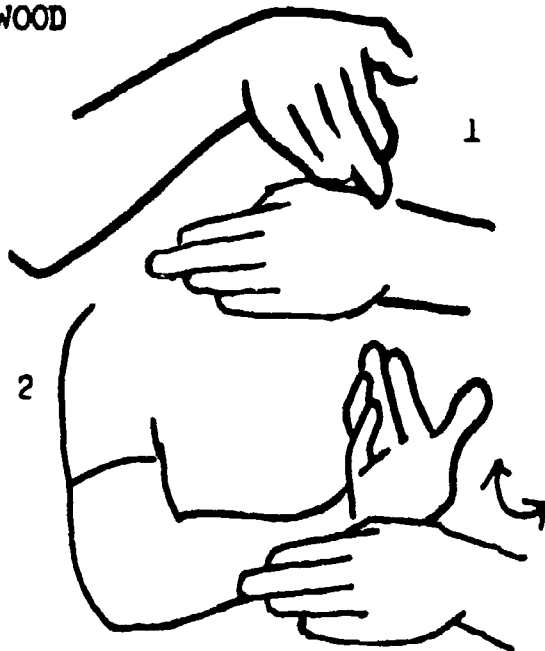
SOLDIER



WARN (D.M.)



WOOD



LESSON 17
VOCABULARY WORDS

among	jail
bathtub	key
beat	kiss
blind	lazy
box	low
burn; fire	machine
cut	mean
dance	mile
dress	minutes
electricity	past
enemy	poor
false	punish
hear	respect
heavy	smell
hide	string
honor	whisper

LESSON 17
STORY TEXT

- A. Did you hear about the bathtub factory which burned down?
- B. Yes, I heard that the fire was caused by electricity. Someone said that it started in a switch box among some machines. A boy across the street smelled it and reported it. I guess that he was at a dance.
- A. The key was hidden, so it took several minutes to cut a hole through the heavy door. The fire burned many things.
- B. The owner said that the watchman was lazy and had been sleeping for the past three hours when the fire started. He wanted to punish him and sent the poor man to jail.
- A. In the courtroom the watchman said, "my enemies are whispering false words about me. I am proud of my good name. By this I mean that you should respect me. Your honor, if justice is really blind you will see that this is the lowest of tricks." I guess that the judge believed him, so he "beat the rap".
- B. I heard that when this happened, the watchman's wife, who was wearing a blue dress, ran into his arms and kissed him.

Name _____

LESSON 17
QUESTIONS FOR SECOND STORY ON TAPE

1. How fast are they going?
2. Why should they slow down, what legal thing could happen?
3. Does speaker B always leave his new car open?
4. How do you know, what is said about this?
5. What does speaker A smell?
6. What does this odor do to speaker A?
7. What does speaker B offer for assistance to speaker A?

LESSON 17

TEXT AND ANSWERS FOR SECOND STORY ON TAPE

Text

- A. In the past 4 minutes we have gone 5 miles. Does that mean we are going more than 60 miles an hour?
- B. Yes, I guess we are. We will slow down before we end up in jail. I think that this new car is among the best. It really flies.
- A. It is quite an honor to be the first person to ride in your new machine.
- B. I am proud of my new car. You know, with my old car, I used to hide the key under the seat and not lock the door. Now I wouldn't hear of leaving my car unlocked.
- A. What do I smell?
- B. The farmers are burning the grass fields. They burn them each year after they cut them.
- A. It is making my eyes water. Do you have a handkerchief?
- B. No, but there is a box of Kleenex next to you.
- A. Thank you. I think that will help.

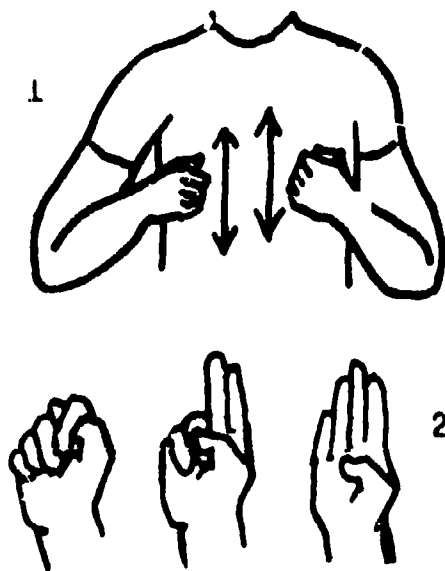
Answers

1. more than 60 miles per hour
2. they could end up in jail
3. no
4. he used to leave his old car unlocked but he wouldn't hear of leaving his new car unlocked
5. smoke, the farmers are burning their fields
6. makes his eyes water
7. Kleenex

AMONG



BATHTUB



BEAT



BLIND




BOX



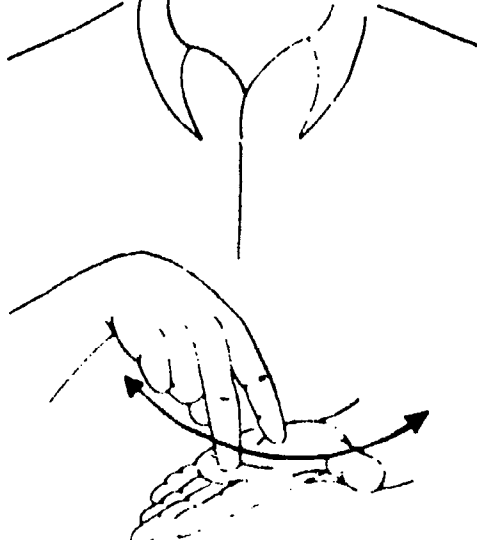
BURN (O.D.) (M.M.)



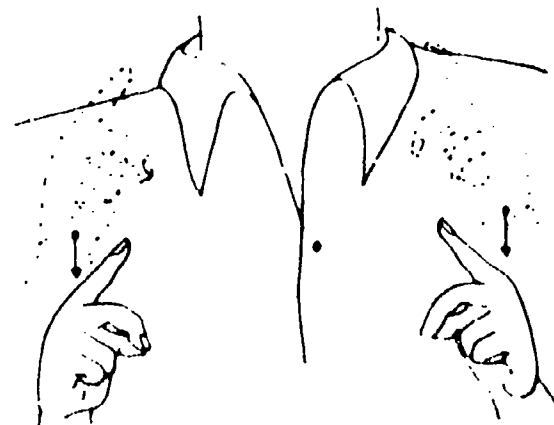
CUT (hole in door)



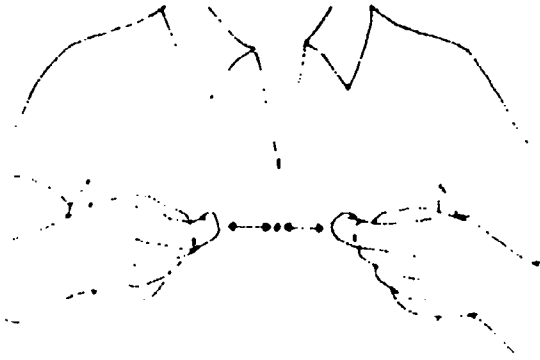
DANCE




DRESS (noun)




ELECTRICITY



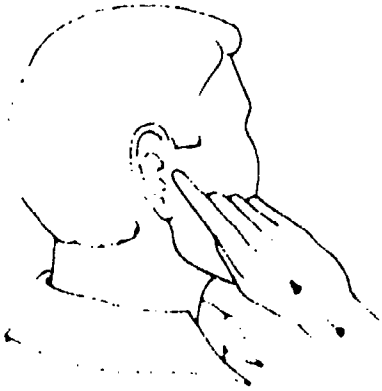
ENEMY



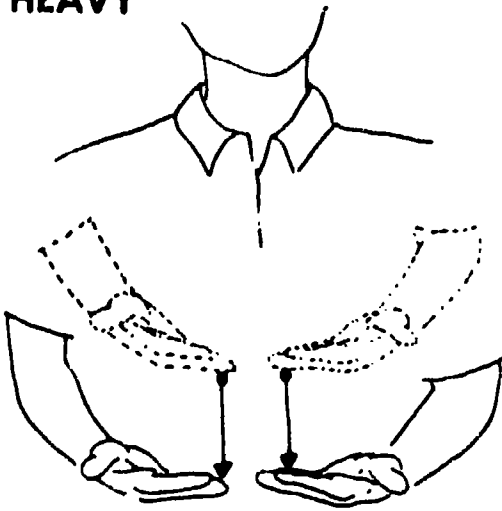
FALSE




HEAR




HEAVY



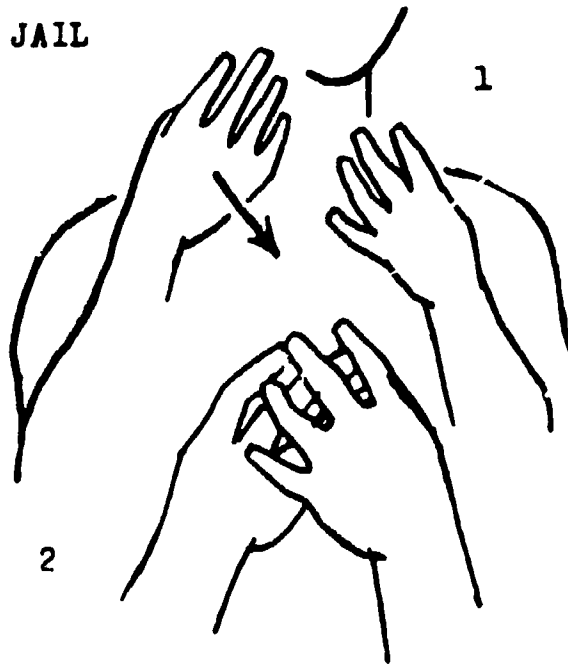
HIDE




HONOR



JAIL



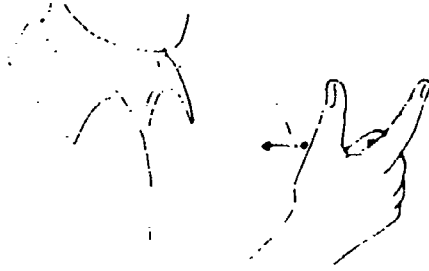
KEY (D.M.)



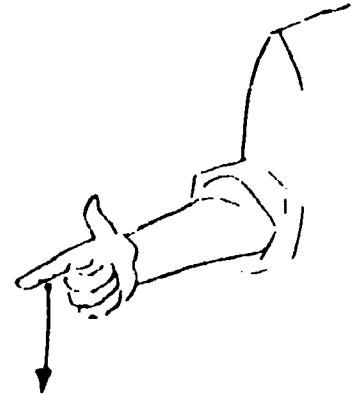
KISS




LAZY



LOW



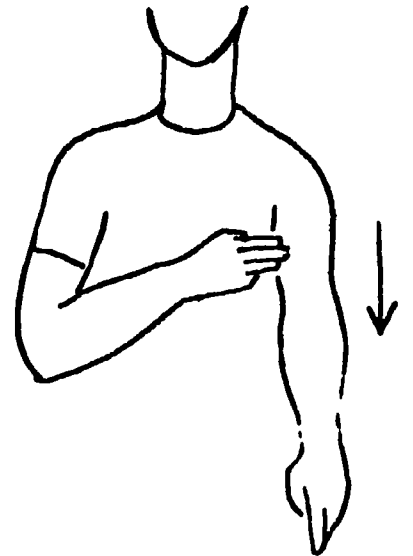
MACHINE (M.M.)



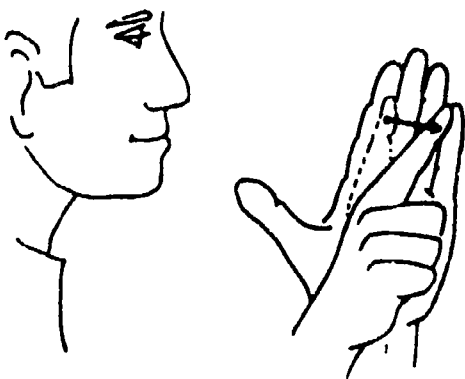
MEAN



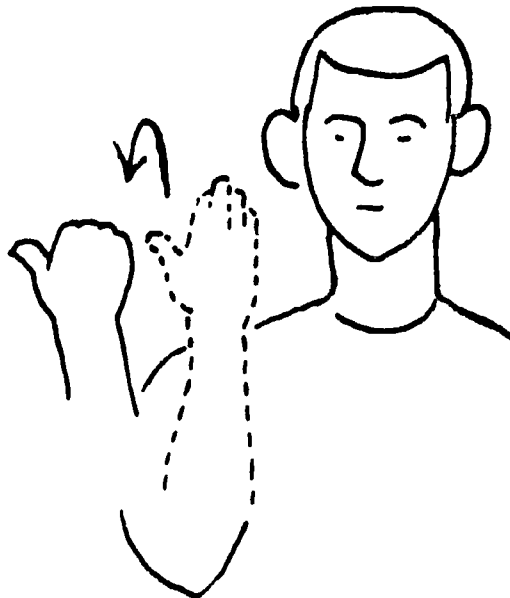
MILE



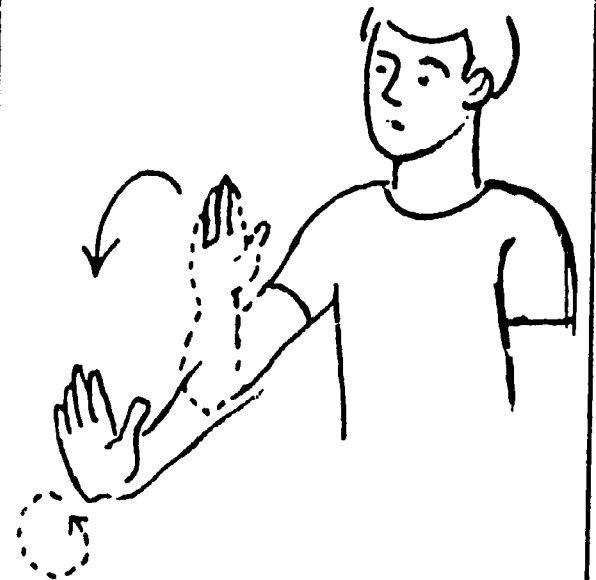
MINUTE



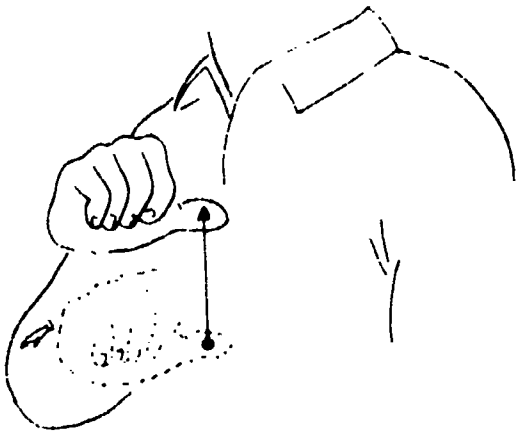
PAST



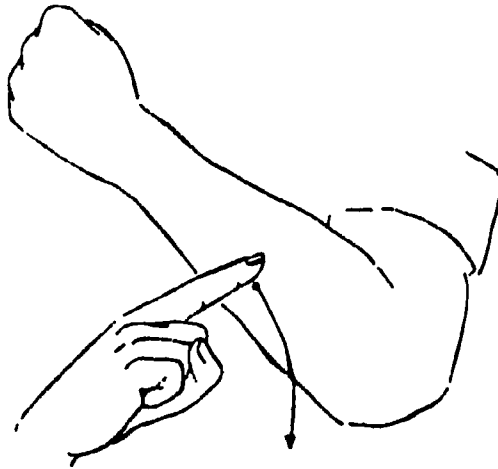
POOR




PROUD



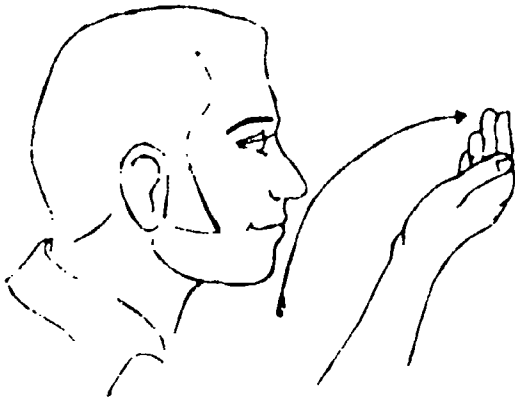
PUNISH




RESPECT



SMELL (D.M.)



STRING



WHISPER



INDEX

A	LESSON	B	LESSON
a	1	baseball	12
about	7	bathe	2
above	13	bathroom	2
across	15	bathtub	17
afraid	9	be	5
after	8	bear	9
afternoon	7	beat	17
again	14	beautiful	10
ago	10	because	8
agree	14	become	5
airplane	10	bed	3
alive	3	bedroom	15
all	2	been	5
allow	7	beer	8
almost	10	before	10
alone	13	beg	14
always	7	behind	15
am	1	believe	7
among	17	below	16
and	2	beside	15
angry	9	best	6
animal	9	bet	10
another	7	better	7
answer	7	between	9
any	7	bicycle	14
appear	15	big	8
apple	8	bird	9
April	6	birthday	6
are	1	black	11
arithmetic	7	blame	16
arm	13	bleed	16
around	9	blind	17
arrive	8	blue	11
ask	1	boat	15
at	9	body	13
attempt	12	bore	7
August	6	boring	7
awake	3	both	9
away	10	bother	9
		box	17
		boy	4
B		bread	1
baby	4	break	16
bad	16	breakfast	3
bake	8	breathe	14
ball	12	bring	8
banana	8	brother	4
bandage	5	brown	11
bank	10	bug	9
		build	9

B	LESSON	C	LESSON
building (noun)	9	could	8
burn	17	count	9
bus	9	country	12
business	10	cow	9
busy	10	cracker	1
but	5	cry	16
butter	15	cup	8
buy	10	cut (hole in door)	17
C		D	
cake	8	'd (past tense marker for regular verbs)	4
calendar	6	dance	17
can (verb)	1	daughter	4
candy	8	day	6
cannot	10	deaf	11
car	9	December	6
careful	9	decide	11
careless	9	defeat	12
cat	9	defend	12
catch (a football)	12	depend	12
center	12	dentist	5
chair	14	did (auxiliary)	7
change	12	die	16
chase	12	different	9
cheek	13	dinner	15
cheese	8	dirty	9
chew	9	dislike	12
chicken	9	disagree	13
child	1	do (action)	3
children	4	do (auxiliary)	1
chin	13	doctor	5
choice	15	does (auxiliary)	15
choose	12	dog	9
church	14	don't	2
cigarette	14	door	14
city	14	down	12
class	7	draw	11
classroom	7	dream	15
clean	2	dress (noun)	17
clear	14	drink (alcohol)	8
close	3	drink	8
clothes	3	driver	9
coat	15	duck	9
coffee	8		
cold	2		
college	14	E	
color	11	each	4
come	2	ear	13
communicate	7	easy	13
compare	11	eat	1
contraction (n't)	2	egg	1
cook	15	electricity	17
cookie	1		
correct	7		

W	LESSON
will	5
win	12
window	14
wine	8
winter	12
with	1
without	10
wolf	9
woman	4
wonderful	15
wood	16
word	7
work	7
world	10
would	8
write	7
written	7
wrong	7

Y	
year	6
yellow	15
yes	5
yesterday	8
you (singular)	1
young	4
your	2
yourself	13

LESSON 16
TEXT AND ANSWERS FOR SECOND STORY ON TAPE

Text

- A. What are you making?
- B. I am trying to pound this ladder together. I will warn you, don't put your fingers near this while I am pounding. I could hit them very easily. I am quite bad with a hammer.
- A. I would forgive you. Let me help you do it right. Wood is different to work with sometimes.
- B. Maybe that would be a good idea. Would you measure 10 inches of wood and 3 feet of rope for me please?
- A. I'll obey, but why do you want the rope?
- B. After I finish with the hammer, I will tie rope around the ladder so that it will not break.
- A. What are you going to do with the ladder?
- B. I am going to use it when I paint our house.

Answers

1. he is pounding a ladder together
2. because he could hit his fingers easily with the hammer if he gets his fingers too near.
3. no
4. it is different to work with sometimes
5. tie it around the ladder so it will not break
6. use it when he paints his house

E	LESSON	G	LESSON
elephant	9	game (sports)	12
enemy	17	get	7
enough	8	giraffe	9
every (first part of every day)	7	girl	4
every day	7	give (to us)	5
exact	13	glass	8
excite	12	glasses (eye)	15
exercise	12	go	5
explain	13	gone	8
eyebrow	13	gone (verb)	10
eyes	3	got	4
		good	2
		grandfather	4
		grandmother	4
		grandparents	4
		grass	16
		gravy	15
		gray	11
		green	11
		group	11
		grow	12
		guess	7
		gum	15
F		H	
face	2	habit	14
fall (season)	12	had (auxiliary)	8
fall (verb)	12	had (possessive)	8
fall (rain)	12	hair	13
fall (snow)	12	hammer	16
false	17	hand	2
family	4	handkerchief	15
famous	15	happen	11
far	12	happy	9
farm	9	hard	7
fast	9	has (auxiliary)	5
fat	9	has (possessive)	5
father	4	hat	15
February	6	hate	12
feel	9	have (auxiliary)	5
feet (a measure)	16	have (possessive)	3
few	9	he	1
find	10	head	9
finger	13	headache	5
fingerspell	11	healthy	5
finish	7	hear	17
first	13	heart	13
fish	9	heavy	17
floor	15	help	5
flowers	12	her (possessive)	4
follow	9	here	2
foolish	14	hers	11
football	12	hide	17
for	1	high	9
forget	9		
fork	8		
free	15		
Friday	6		
friend	8		
from	5		
frozen	8		
full (of food)	15		
funny	9		
future	14		

H	LESSON	K	LESSON
him	1	kitchen	8
his	4	knee	13
hit (head)	16	knife	8
home	8	know	10
honest	15		
honor	17		
hope	12	L	
horse	9		
hospital	5	ladder	16
hot	2	language	7
hour	12	large	15
hours	12	later	15
house	14	laugh	15
how	9	lawyer	14
hungry	1	lazy	17
hurry	10	lead	16
hurt	14	learn	7,1
husband	4	leave (depart)	10
		left (depart)	10
		leg	13
I		lesson	7
		let	2
I	1	letter	11
ice	8	life	16
idea	15	lift	13
if	12	like (the same)	3
important	7	like (enjoy)	3
improve	7	lion	9
in	2	listen	7
inch	16	little	9
____ing (present progres- sive tense ending)	1	live	9
interest	9	lock	14
interesting	9	lonesome	10
is	1	long	9
it	3	look at	12
		love	4
		low	17
J		M	
jail	17	machine	17
January	6	mail	11
judge	11	make	5
July	6	man	4
jump	14	many	3
June	6	March	6
		married	4
		marry	4
K		may	13
key	17	May	6
kick	12	maybe	16
kill	14	me	5
kiss	17	mean	17
		measure	16

M	LESSON	O	LESSON
Meat	15	old	11
medicine	5	on	2
meet (someone)	10	only	10
meet (at a meeting)	10	or	2
messy	8	orange (color)	11
middle	14	orange (fruit)	8
mile	17	other	4
milk	1	our	1
miles	15	owe	15
minutes	17	own	13
mistake	7		
Monday	6		
money	10	P	
month	6		
more	9	pain	5
morning	3	paint	16
most	7	pants	3
mother	4	paper	11
mouth	8	pardon	14
movie	10	parent	4
much	7	part	13
must	3	party	8
my	4	pass (football)	12
		past	17
		past tense ending of irregular verb	4
		past tense ending of regular verb	4
N		pay	10
name	6	pencil	11
near	13	people	5
neck	13	pepper	15
need	8,5	perfect tense ending	7
new	10	person	8
next	14	picture	11
nice	5	pie	8
night	10	pig	9
no	5	pill	5
noise	14	pink	11
none	15	place	14
noon	14	player	12
nose	13	please	2
not	2	polite	14
nothing	8	poor	17
notice	11	pop	8
November	6	popcorn	8
now	1	potato	8
n't	2	possessive marker 's	4
nurse	5	pour	8
		practice	11
O		pray	16
obey	16	present progressive tense ending (ing)	1
October	6	pretty	10
offer	14	protect	12
office	5		

S	LESSON	T	LESSON
surprise	11	Tuesday	6
swallow	8	turkey	9
swim	12	turtle	9
T		U	
table	8	under	12
take	2	understand	10
take (off something)	3	until	13
talk	1	up	3
tall	9	us	2
taste	8	use	2
tea	8	used	11
teach	7		
teacher	7		
teeth	5	V	
telephone	10		
test	7	very	5
than	7	visit	9
that	2		
the	1		
their	9	W	
them	2		
then	12	waist	13
there (not directional)	7	wait	13
these	3	walk	14
they	2	want	1
thin	15	warn	16
thing	3,1	was	7
think	7	wash (face)	2
this	2	wash (hands)	2
those	13	wash (items)	3
throat	5,13	water	2
through	13	we	1
throw	12	weak	5
thumb	13	Wednesday	6
Thursday	6	week	6
time	3	welcome (as in "You are welcome" only)	15
to	7	went	10
today	3	were	4,7
together	2	what	1
toilet	2	when	3,7
tomorrow	8	where	5
tonight	8	which	6
tongue	13	wh ¹ ^	9
touch	13	whiskey	8
town	14	whisper	17
travel	10	white	11
tree	9	who	10
trip	9	whom	12
trouble	7	whose	12
true	13	why	2
try	5	wife	4