

DOCUMENT RESUME

ED 098 591

CS 201 679

AUTHOR Severance, Hazel
TITLE Using Your Daily Newspaper to Teach Kindergarten and First Grade.
INSTITUTION Hawaii Newspaper Agency, Inc., Honolulu.
PUB DATE [73]
NOTE 16p.; Some parts marginally reproducible due to small type
AVAILABLE FROM Hawaii Newspaper Agency, 605 Kapiolani Boulevard, P.O. Box 3350, Honolulu, Hawaii 96801 (write for price)

EDRS PRICE MF-\$0.75 HC-\$1.50 PLUS POSTAGE
DESCRIPTORS Art; Grade 1; Kindergarten; *Language Arts; Listening Skills; Mathematics; *Newspapers; Reading Skills; Speech Skills; *Teaching Guides; Writing Skills

ABSTRACT

One of a series prepared by the Hawaii Newspaper Agency, this teaching guide offers ideas on how to use the newspaper to teach kindergarten and first grade students reading, writing, speaking, listening, math and science, and art. (SW)

ED098591

U.S. DEPARTMENT OF HEALTH,
EDUCATION & WELFARE
NATIONAL INSTITUTE OF
EDUCATION

THIS DOCUMENT HAS BEEN REPRO-
DUCED EXACTLY AS RECEIVED FROM
THE PERSON OR ORGANIZATION ORIGIN-
ATING IT. POINTS OF VIEW OR OPINIONS
STATED DO NOT NECESSARILY REPRESENT
OFFICIAL NATIONAL INSTITUTE OF
EDUCATION POSITION OR POLICY.

using your
daily
newspaper
to teach

BEST COPY AVAILABLE

KINDERGARTEN AND FIRST GRADE



An educational project of the
Hawaii Newspaper Agency, Inc.

Most teachers probably think that the fifth grade is about the logical place to start using the daily newspaper for assignments, for gathering current information, for learning the difference between an advertisement and a news story.

Not so a group of kindergarten teachers at Barbers Point school on Oahu.

This booklet came about because they believe that young children know a great deal more than we give them credit for. Try this experiment for yourself and see if you agree.

Have first graders lie on the floor with the newspaper (sections stapled together for easier handling) in front of them. Ask them to circle all the words on the front page they know. You'll be surprised.

The Barbers Point teachers have found that using the newspaper in the lowest grades is both exciting and frustrating. It's exciting to see how much the youngsters learn. It's frustrating because one idea leads so fast to another that it gets to be almost impossible to try them all out.

We hope the ideas that follow will be a springboard for your own imaginations.

Mrs. Severance
Teacher
Barbers Point



Mrs. Hazel Severance, beginning teacher supervisor at Barbers Point, co-ordinated the gathering and testing of this material. Mrs. Harriet Marquina of the Hawaii Newspaper Agency's education division did the illustrations.



A young artist and her self-portrait—
on newspaper.

BEST COPY AVAILABLE

It's Never Too Young To Start

The alert kindergarten or first grade teacher can do much to make the newspaper a "living textbook" for her students.

She can read articles to them; she can have them cut out pictures to gain a better understanding of their environment; she can teach them to match letters and words; she can show them that the newspaper is a source of important information.

WHY should she do these things?

Children become familiar with newspapers with or without school guidance. Why not guide them correctly in their use of the newspaper from the beginning?

The major part of the kindergarten-first grade program is acquiring concepts about how people live and work. This is what the newspaper is all about.

WHEN should she begin?

As early as possible because the newspaper is already familiar to the students. It comes to the house every day; it's something that the adults spend a great deal of time with; it assumes importance to them when they hear adults say "The paper says . . ." or "Did you see in the paper . . .?" They see it used for a variety of purposes after it has been read. It is already as much a part of their environment as television, radio, milk, cookies and the family dog.

WHO can use it?

Both teachers and students because it is inexpensive and readily available. It's ideal for young children who like to cut up, mark up, color and tear. They'll have a new "textbook" every day.

WHAT parts of a newspaper can be used?

All parts—pictures, ads, clippings, comics, headlines as well as the arrangement—margins, spacing, neatness.

WHERE in the curriculum can it be used?

Everywhere for social studies, math, science, language arts, health, art.

Here are some ideas you'll find helpful.

For convenience, the activities are divided by subject area. In practice in the classroom, they will overlap subject areas.

Reading

BEST COPY AVAILABLE

Find all the words that begin with the same sound.

Cut out and match large letters from headlines and ads.

Cut out pictures of fruit, vegetables, houses, cars and put them in the right groups.

Build words by cutting out letters in headlines and ads.

Cut out pictures and match them with words.

Cut out letters from large type and build the alphabet on a flannel board. Cut out words and put them in groups according to the beginning letter or beginning sound.

Find and cut out all the ways in which one well-known word—such as Christmas—is written.

Draw around the shape of words in headlines or ads—such as Hawaii. Or color either the parts of a story or the whole story.

Writing

Draw an outline of a house on the classified page advertising houses. Write simple sentences inside it, such as: This is my house. It is blue. It has six rooms.

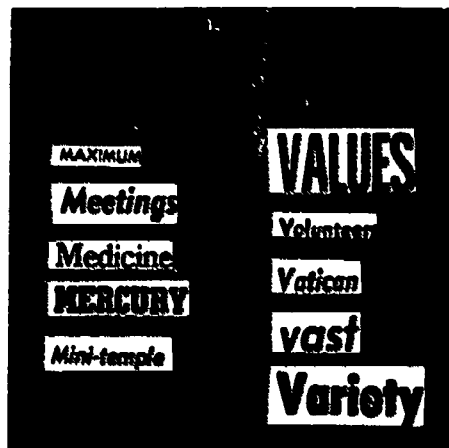
Or a car on the appropriate page.

Mark in different colors the different kinds of punctuation in the ads.

Write simple stories of things that happened to them. Put these together in the form of a newspaper.

Keep a list of words that describe weather.

Keep a list of words describing emotion as shown in pictures.



Mosquito Bugs
Kailua People

The mosquito is a pest in a large part of the world. It is particularly annoying in the tropics where it is often found in great numbers. It is a blood-sucking insect and its bites are very irritating. In some cases it is the carrier of a deadly disease. The mosquito is a pest in a large part of the world. It is particularly annoying in the tropics where it is often found in great numbers. It is a blood-sucking insect and its bites are very irritating. In some cases it is the carrier of a deadly disease.

Feels Its Way Along

Feels Its Way Along... The article discusses the unique texture of the product, mentioning its ability to feel its way along. It highlights the product's softness and how it provides a comfortable fit. The text is arranged in a block within a decorative frame.

FEEL

6

BEST COPY AVAILABLE

Speaking

Children tell simple stories about things that happened at home. Teacher writes them on the board. This oral newspaper can be the starting point for a written one.

Children tell the story of a comic strip in their own words. Or have them make puppets from comic strip characters and act out the story.

Cut out part of a picture: have children discuss what is missing.

Cut out ads and pictures about special holidays. Teacher discusses the holiday and what it means. If the holiday is ethnic, have the children of that group find out and tell about it; e.g., a Japanese child talking about Boys' Day. Put all the pictures you can find from the newspaper on a bulletin board.

Reproduce an interesting picture on a transparency. Have children tell you about it. Write out their words as a caption.

Listening

Cut out pictures of animals or machines. Make the sound that goes with the picture. Or do the reverse. Teacher make the sound; children find the picture that goes with it.


Have children listen for a specific name or thing in a story you read to them.

Read a comic strip. Have children tell you the ending.

BEST COPY AVAILABLE

WHAT ARE THEY?

What sounds do they make?



It's all
or just make believe

Math and Science

Learn to count by lying on the floor and turning the pages. Learn odd and even numbers at the same time.

Have children recognize sets by cutting out articles in sets, associating them with the numerals and the words.

Cut out numbers from ads or headlines. Cut out the words that go with them and match them.

Cut out money amounts from ads. Match up with real money.

Correlate time with numbers by working with the television programs. Have a large clock on which the hands can be moved. Have the children find the time of their favorite program: move the hands on the clock to that particular time. Also have a dial with the station numbers. Correlate this also with the time.

Make a large thermometer with red ribbon attached to an elastic on the back. Have children mark the temperature after talking about the weather report.

Keep a large weather chart. Have children keep count of the number of sunny, rainy and cloudy days. Compare with the forecasts.

With the same large clock, learn the position of the hands as they relate to the time of day—lunchtime, nap time, time to go home and so on.

Find and cut out basic shapes from the newspaper—rectangles from television ads, circles, stars, squares and so on from other ads.

Take a picture and mount it on cardboard. Have the children cut it in half to learn that two halves make a whole.

Trace shadow of a child on newspaper. Do this several times during the day from the same spot to show how the sun moves.

Classify plants, animals, food and so on by cutting out pictures and putting them into groups.

BEST COPY AVAILABLE

TUESDAY, MAY 28, 1968

Weather and Tides

Today Honolulu and vicinity Windward Oahu - Mostly sunny with trade winds 10 to 15 mph

Yesterday's temperatures: High 87 low 74 no rain

Today's expected high temperature: 87 degrees

Day	TIDE		Sun	Moon	Sun	Moon
	High Water Time H.	Low Water Time M.				
T.	11:00	1:24	1:00 AM	1:00 PM	1:00 AM	1:00 PM
W.	11:00	1:24	1:00 AM	1:00 PM	1:00 AM	1:00 PM



WEDNESDAY, MAY 29, 1968

Weather and Tides

Today Honolulu and vicinity Windward Oahu - Continued sunny and warm with easterly winds 5 to 10 mph

Yesterday's temperatures: High 83 low 71 no rain

Today's expected high temperature: 88 degrees

Day	TIDE		Sun	Moon	Sun	Moon
	High Water Time H.	Low Water Time M.				
W.	11:00	1:24	1:00 AM	1:00 PM	1:00 AM	1:00 PM
Th.	11:00	1:24	1:00 AM	1:00 PM	1:00 AM	1:00 PM

WEATHER CALENDAR						
Sun	Mon	Tues	Wed	Thurs	Fri	Sat.

- What is the weather forecast?
- Is it going to be hot, warm, cool?
- Is the temperature going "up" or "down"?
- Will the thermometer be "higher" or "lower"?
- Was the weather forecast right yesterday?
- Will you be out of bed when the sun "rises"? Will you be asleep when it "sets"?
- Will you see the moon or will you be asleep when it "rises"?
- When would you go swimming?
- When is the water high or deeper?
- When is the water low or more shallow?

BEST COPY AVAILABLE

See How the Sun Moves

- What is the weather forecast?
- Is it going to be hot, warm, cool?
- Is the temperature going "up" or "down"?
- Will the thermometer be "higher" or "lower"?
- Was the weather forecast right yesterday?
- Will you be out of bed when the sun "rises"? Will you be asleep when it "sets"?
- Will you see the moon or will you be asleep when it "rises"?
- When would you go swimming?
- When is the water high or deeper?
- When is the water low or more shallow?




Honolulu Star-Bulletin

Children's story of a deal; held by Waialae bank robbers

4 escape with \$100,000; 13 workers aound

BEST COPY AVAILABLE

ONE



For Art and for Fun

Make a papier mache model of the world. Color it to show the parts that are land; the parts that are water.

Trace the child's shape on paper (they can do this for one another). Cut out the shape and "dress" it by painting clothes with water colors (see picture on inside front cover).

Sprout seeds both in earth and on moist newspaper. See how each set grows.

Make a picture or a model of a large shopping basket. Have the students help mother fill the shopping basket from the grocery ads. Let them talk about their favorite foods.

Make a jigsaw puzzle by cutting up a large newspaper picture after it has been pasted on cardboard. Keep the pieces in an envelope for seat work on a dull day.

Have children cut out pictures of cars, animals, birds, flowers, people. Place on a table with a sheet of paper over them. Color the part of the paper over the picture and the outline will show through. Teach sounds at the same time by having the child put the initial sound alongside the picture.

Take the classified ad page. Color each block of ads a different color. Paint black water color paint mixed with liquid starch over the page. Let dry. With a sharp pointed instrument such as a bobby pin, a paper clip, a ballpoint pen, scratch a design on the painted sheet.

Have children look at a picture or a cartoon and decide if the people are real or how the Volkswagen shown on the opposite page got onto the island.


Cut out pictures of toys "I'd like to have in my toy box" or clothes "I'd like to have in my closet."

BEST COPY AVAILABLE

REASONING

.. there a bridge?

how did the car get there?



Magic Art

BEST COPY AVAILABLE

Have children cut out forms of cars, animals, birds, flowers, people. Place on table with a sheet of paper over the form. Color part of the sheet which is over the form to get the outline.

Color each classified ad block with a different color. Paint black water color (mixed with liquid starch) over the colored blocks. Let dry. Get a sharp point instrument (paper clip, bobby pin, ballpoint pen) and draw a design over the black painted sheet.

Cut a rectangular shaped piece of newspaper. Fold paper into any shape until it becomes a small piece. Unfold paper and lay flat on table; with color crayon draw the lines of fold in the paper. Color each shape or block in different colors.


Abstract Painting

Crinkle a small piece of newspaper and dip lightly in water color paint and press the dipped crinkled paper on a sheet of paper. Repeat it with different colors.



BEST COPY AVAILABLE

Transportation



Sea Lane

Aviation



What To Do Today

