

DOCUMENT RESUME

ED 098 507

CS 001 415

AUTHOR Talcott, Jan  
TITLE Sequencing Skills for Reading.  
INSTITUTION Bellevue Public Schools, Wash.  
PUB DATE 71  
NOTE 11p.  
EDRS PRICE MF-\$0.75 HC-\$1.50 PLUS POSTAGE  
DESCRIPTORS Primary Education; \*Reading; \*Reading Skills;  
\*Sequential Approach; Sequential Learning; \*Teaching  
Techniques

ABSTRACT

The 11 progressive steps outlined in this document incorporate tactile, auditory, and visual exercises which take approximately two months to complete. These steps range from the simple task of having the children arrange three magazine pictures in sequential order and explain the arrangement, through reading a story segment to the children who then arrange cut-up dittoed events from the story in correct order, to the most complicated task of having the children read part of a story from their reader and then having them number sequentially on a ditto 10 events that happened in the story. Nine sample pages of exercises are included in the document.  
(JM)

ED 098507


**BELLEVUE PUBLIC SCHOOLS**  
Bellevue, Washington

Sequencing Skills for Reading

by Jan Talcott

I have had fairly good luck with this progression. It seems to be important to use tactile, auditory and visual exercises. It took about two months to go through all these.

1. Give the children a set of envelopes with 3 magazine pictures. The children arrange the pictures in a sequential order and explain to teacher why they are in that order. Cover pictures with contact paper and put in manila envelopes for reuse.
2. Give children the same set of envelopes. The children again arrange the pictures in order and write a complete sentence for each picture. The sentences should form a coherent short story about the pictures. This activity should be used for several consecutive days with the children progressing through many envelopes. Number the pictures with felt tip pen in random order so children can write the numbers of the pictures in sequential order - see sample page 1.
3. The children look through magazines to find three pictures that form a coherent story. They paste pictures on paper in sequential order and write a sentence for each. They should be pictures from different articles. This activity should be done for several consecutive days.
4. The children read a short library book that is easy for them (one that can be read in 5 to 10 minutes is preferable). Each child forms a book advertisement about the book he read. The ad must contain 3 sentences listing things that happened in the book. These happenings must be in sequential order. They should also be encouraged to draw a picture for the book, and start the ad with "alluring comments."



These ads can be displayed in the library or lower grade level rooms for other children to read.

READ/163/71

CS 001 413

5. Give the children a ditto with three sets of four sentences that are not in sequential order. The children cut the sentences out and paste them in order. It is best to start with groups of sentences that contain happenings very familiar to the children - see sample page 2. After the children have done exercises with familiar events several times, give them sentences that are not necessarily related to their own lives - see sample page 3. It is extremely important at this point to have the children cut the sentences out so they are able to manipulate them, rather than numbering them.
6. Read the children a short segment of a story. Something that is only several minutes long is best so they can easily remember the whole thing. Give them a ditto with five or six happenings from the story on it, in a mixed-up order. They are to cut them out and paste in the correct order. This exercise can be utilized three or four times, increasing both the length of the story and the number of events each time. I used segments from Vinnie-The-Pooh stories - see sample page 4.
7. For the next step, I bought Peanuts paper back books with cartoons in them. I cut out a series of comics with four to a set and put them in small envelopes. For the first several times, number the first frame for the children and have them arrange the following three sequentially. After they have done this exercise several times, give them the four frames without numbering the first one. CAUTION - The children love this exercise, but it is very time consuming for the teacher. I had the children paste them in order so they were not reusable.
8. Draw more of your own unordered cartoons, starting with six frames, then go to eight frames. Since there are more frames than the Peanuts cartoons, make the sequence very logical. Again have the children cut them out and paste in sequential order - see sample page 5.
9. I read the book It Was a Short Summer, Charlie Brown in six sections. Any short, fun book would do. Read four or five pages until there is a logical breaking point. The children have a ditto with five happenings from that part of the story. They number them in the order they happened. Read the next sections, and they do the same. For the third section, add a few pages and they again number the five events. I used this as a two-day exercise, doing three the first day and three the next. This is a big step from the previous manipulatory exercises to numbering - see sample page 6.
10. I divided the book He's Your Dog, Charlie Brown into three sections, the first fairly short, and the third fairly long and typed each section on a ditto. This exercise took three days. The children silently read the dittoed section of the story, and then returned the ditto to me. I then handed the child another ditto with events from the story listed in mixed-up order. They numbered the events sequentially. As the portion of the story increased the number of events to be ordered increased - from 5 to 9.- see sample pages 7 and 8.
11. The children read the portion of the story assigned in their reader for the day and then number on a ditto sequentially 10 events that happened in the story - see sample page 9.

First envelope number \_\_\_\_\_

Order of numbers \_\_\_\_\_

Sentence for each picture in order

---

---

---

Second envelope number \_\_\_\_\_

Order of numbers \_\_\_\_\_

Sentence for each picture in order

---

---

---

Third envelope number \_\_\_\_\_

Order of numbers \_\_\_\_\_

Sentence for each picture in order

---

---

---

Fourth envelope number \_\_\_\_\_

Order of numbers \_\_\_\_\_

Sentence for each picture in order

---

---

---

These sentences are mixed up. Cut them out and paste them in the right order.

-----

I go to Miss Talcott's room for reading at 9:00.

After recess we have math.

School starts at 8:30.

We have morning recess right after reading.

-----

Before I eat breakfast I brush my teeth.

I get up at 7:30 in the morning.

Right after breakfast I leave for school.

I eat toast, cereal, and orange juice for breakfast.

-----

After she talks to the whole room, we meet in small groups.

During reading we do three things.

While Miss Talcott meets with small groups, we do our work.

First, Miss talcott talks to the whole room and gives us our assignments.

-----

These sentences are mixed up. Cut them out and paste them in the right order.

-----

She got into her car and drove to the market.

After she got her groceries, she waited in line to pay.

Mrs. Martin decided to go grocery shopping.

She parked her car and walked into the store.

She paid and a boy carried her groceries to the car.

-----

They caught 5 fish and ate 2.

They got in the boat and went home.

Sam and John went up Pine Creek to fish.

After they ate the 2 fish it was time to go home but the boat was gone.

Finally they saw it down stream and waded in for it.

-----

Flop Ears was an old mule.

Flop Ears crossed the hole after it was filled.

Tom filled the hole with dirt.

One day Tom drove Flop Ears to town.

On the way to town they came to a hole. Flop Ears wouldn't go across.

-----

Pooh said, "That hole means rabbit."

Pooh asked where Rabbit was.

Pooh was walking and humming to himself.


Pooh got invited in.

Pooh decided somebody had to be home if a voice answered.


Pooh called, "Is anybody home?"

Pooh heard a voice say, "Nobody's home."


They put up a for sale sign.




The moving men load the truck.



The family decides to move.



The house is sold.




The family waves good-bye to their house.




The moving van comes.



The moving men pack.



People come to look at the house.





Name \_\_\_\_\_ Date \_\_\_\_\_

Room Number \_\_\_\_\_

\_\_\_\_\_ On the way home the children felt a cold sting.

\_\_\_\_\_ While they watched, the wolf disappeared.

\_\_\_\_\_ During lunch Mr. Withers told about the wolves.

\_\_\_\_\_ All the children played in the snow.

\_\_\_\_\_ Mrs. Withers said the clothes were dry enough to leave.

\_\_\_\_\_ Josh saw a wolf on Dead Chief Rock.

\_\_\_\_\_ The children came to the Withers' cabin.

\_\_\_\_\_ Dave told the children to run.

\_\_\_\_\_ Sarah, Josh, Bill, and Dave left for home.

\_\_\_\_\_ The children ate lunch with the Withers.

Name \_\_\_\_\_ Date \_\_\_\_\_

Room Number \_\_\_\_\_

\_\_\_\_\_ When Snoopy left, he was very mad.

\_\_\_\_\_ Charlie Brown wrote a letter to the Daisy Hill Puppy Farm.

\_\_\_\_\_ Everyone in the neighborhood was complaining about Snoopy.

\_\_\_\_\_ Charlie Brown called Peppermint Patty to see if Snoopy could stay there.

\_\_\_\_\_ The children in the neighborhood demanded that Charlie Brown do something about Snoopy.

He's Your Dog, Charlie Brown

What do you do when everyone in the neighborhood is complaining about your dog? Snoopy had certainly been acting up lately, and the kids were demanding that Charlie Brown do something about it. "Why me?" he asked. "Because he's your dog, Charlie Brown." That did it. Charlie Brown was forced into action and he decided to write a letter to the Daisy Hill Puppy Farm.

Dear Daisy Hill Puppy Farm,

I am writing in regard to one of your less distinguished alumni. Unfortunately this alumnus is not living up to my expectations. Therefore, I am going to send him back and have you teach him a little discipline.

Charlie Brown

"This is for your own good, Snoopy, and don't look at me like that. You have no one to blame but yourself." "Now one other thing... I'm going to call Peppermint Patty and make arrangements for you to spend the first night at her house."

"Hello, Peppermint Patty? Hi, this is 'Chuck,' you know... 'Chuck Brown.' Well, I have a favor to ask of you. Snoopy is going back to school for a few days and he needs a place to stay tonight. Yes, it's too far to make in one day. Can you put him up for the night?"

"Sure, Chuck, glad to help you."

Charlie Brown said goodbye to Snoopy, and Snoopy set off with his dog dish on his head and carrying his little suitcase. He was quite unhappy, a little frightened, and very mad.

Name \_\_\_\_\_ Date \_\_\_\_\_

Room Number \_\_\_\_\_

\_\_\_\_\_ Even Snoopy quit the team.

\_\_\_\_\_ Frieda complained about playing in the outfield.

\_\_\_\_\_ Charlie Brown's team lost by 123 points.

\_\_\_\_\_ Charlie Brown almost hit Lucy's mother with a ball.

\_\_\_\_\_ Charlie Brown's life was difficult because he is both manager and pitcher for the team.

\_\_\_\_\_ Mr. Hennessy called Charlie Brown.

\_\_\_\_\_ Charlie Brown sat down by the hardware store.

\_\_\_\_\_ Mr. Hennessy decided to sponsor the team and Linus told Charlie Brown.

\_\_\_\_\_ Mr. Hennessy told Charlie Brown he couldn't sponsor the team because of the girls and Snoopy.

\_\_\_\_\_ Charlie Brown ran to tell all the children about the new uniforms they would get.

\_\_\_\_\_ The children called Charlie Brown a blockhead.

\_\_\_\_\_ Linus told Charlie Brown to get out of town.

\_\_\_\_\_ Linus saw Charlie Brown and could tell he was upset.

\_\_\_\_\_ Charlie Brown told the team there would be no uniforms.

\_\_\_\_\_ Charlie Brown's team was practicing without even being told.