

DOCUMENT RESUME

ED 097 904

IR 001 274

AUTHOR
TITLE

Golub, Lester S.; And Others
Phonics/ita Handbook for Teachers. Report No.
R-63.

INSTITUTION

Pennsylvania State Univ., University Park.
Computer-Assisted Instruction Lab.

PUB DATE
NOTE

Oct 74
53p.

EDRS PRICE
DESCRIPTORS

MF-\$0.75 HC-\$3.15 PLUS POSTAGE
Computer Assisted Instruction; Elementary School
Teachers; *Initial Teaching Alphabet; Language Arts;
*Manuals; *Phonics; *Reading; Reading Instruction;
Writing; Writing Exercises

ABSTRACT

A handbook and teachers guide to phonics and the initial teaching alphabet (ITA) is given. The use of phonics to teach reading is described with the appropriate rules and steps. The principals of ITA and several practice lessons on using ITA are supplied. (WH)

ED 097904

BEST COPY AVAILABLE

Phonics/ita Handbook for Teachers

Part I

Phonics

Lester S. Golub

and

Ruby L. Thompson

and

Patricia Mull

Computer Assisted Instruction Laboratory
College of Education
The Pennsylvania State University
University Park, PA 16802

October, 1974

Report No. R-63

U.S. DEPARTMENT OF HEALTH
EDUCATION & WELFARE
NATIONAL INSTITUTE OF
EDUCATION

THIS DOCUMENT HAS BEEN REPRODUCED EXACTLY AS RECEIVED FROM THE PERSON OR ORGANIZATION ORIGINATING IT. POINTS OF VIEW OR OPINIONS STATED DO NOT NECESSARILY REPRESENT OFFICIAL NATIONAL INSTITUTE OF EDUCATION POSITION OR POLICY.

IR 001 274

TABLE OF CONTENTS

	Page No.
List of Figures.	iii
<u>PART I - PHONICS</u>	
Introduction to Part I	1
Scope and Sequence of Instruction.	3
Phonics Readiness	3
Sequence of Phonics Instruction	3
Basic Steps for Phonics Instruction	4
Consonant Instruction	4
Consonant Blends.	5
Consonant Digraphs.	6
Syllabication	7
Vowel Principles.	8
Consonant Irregularities.	11
Irregularities.	13
Glossary	15
<u>PART II - ITA.</u>	16
Introduction to Part II.	17
Principles of ita.	20
Practice Lesson 1.	31
Practice Lesson 2.	32
Practice Lesson 3.	33
Practice Lesson 4.	34
Practice Lesson 5.	35
Key to Transliteration Exercises	36
References to Part I	38
References to Part II.	42

LIST OF FIGURES

	Page No.
Figure 1 - ITA Symbols.	18
Figure 2 - ITA Symbols on CAI Keyboard.	19

INTRODUCTION TO PART I

The prime purpose of phonics is to assist a learner in becoming a more independent reader by providing him with a means of decoding. This decoding takes the form of learning appropriate letter-sound relationships. When the learner applies phonics in reading, he translates the graphemes (written representation of a sound) into known speech sounds (phonemes) and eventually blends these into words.

Phonics instruction can be classified as synthetic or analytic. These two approaches mainly differ in the amount of attention given to meaning, the amount of phonics in initial instruction, the method of teaching sounds of letters, and the importance of developing a sight vocabulary in the beginning phase.

The synthetic approach starts with the study of individual letter sounds and builds words by combining the separate sounds into pronounceable units.

The analytic approach begins with a whole word or sentence which is analyzed into smaller parts. An analytic approach stresses the meaning component of the reading process and the importance of building a sight vocabulary. If, for example, the learner has internalized the words hat, hut, and hub, he may then study the sound of the initial grapheme consonant h with numerous word examples.

For the most part the phonics method is synthetic since it usually begins with the study of individual letters and sounds rather than with the analysis of known words.

As with any reading approach, the issue of readiness is a prime factor that cannot escape the facilitation of phonics instruction. The ability to learn and apply phonics principles requires cognitive mental ability while the learning of sight words requires rote-memory. It is commonly recommended that the major part of phonics instruction be placed in grades two and three because the majority of first grade learners are not equipped to profit from such instruction.

The importance providing early auditory discrimination (ear training) is necessarily linked with visual perception training. The order for increasing difficulty among phonics principles is initial consonant sounds, final consonant sounds, long vowel sounds, and short vowel sounds. Without question, phonics is marked by rule learning and application.

It should be kept in mind, however, that by the full recognition that each learner is different it becomes apparent that different modes of instruction should be used for maximizing reading skills and abilities. It would be unsafe to force rules of phonics upon a learner who is incapable at a given point in time, to distill meaning from these rules and to apply these rules in the active and continual process of decoding and comprehension. Phonics then is a means of helping decode printed matter for increased control and comprehension.

SCOPE AND SEQUENCE OF INSTRUCTION

Phonics Readiness

I. Prerequisites for Phonics Analysis

The child should:

1. have an adequate sight vocabulary
2. have keen auditory discrimination and recognition of speech sounds in words.
3. have keen visual discrimination and recognition of printed symbols.
4. know letters of the alphabet by name and shape.

Remember: Children should be tested on
all phonics readiness skills

but

they need only be instructed in
the areas they have not mastered.

Sequence of Phonics Instruction

1. Initial consonant sounds and letters (except letters g, v, y, z, k, x)
2. Substitution of known initial consonant sounds
3. consonant sounds and letters in final position (except letters h, j, w)
4. Initial consonant blends
5. Substitution of initial consonant blends
6. Consonant blends in final position
7. Consonant digraphs
8. Long and short vowel sounds (order does not matter)
9. Vowel and consonant irregularities

Basic Steps for Phonics Instruction

1. Write letters for instruction on the board, upper and lower case.
2. Place stimulus words on the board.
3. Have children see the letter/letter combination under discussion.
4. Teacher pronounces each word carefully so that the children can hear the sound at the designated position in the word.
5. Have children pronounce words.
6. Invite children to supply other words which have sound in designated position.
7. Have children pronounce new words containing the sound.

Consonant Instruction

I. Rationale

Consonant sounds, specifically initial consonant sounds, are a good starting point for phonics instruction.

Reasoning for above statement:

1. Consonant letters are more numerous than vowel letters.
2. Consonant letter-sound relationships. (exceptions: letters c, g, s, x, l).
3. Since most English words begin with consonants, the first letter(s) a child must sound in an unknown word are consonants.

Note:

In this handbook, an underlined letter or letter cluster such as g, or ph or an underlined word or word-form such as pat or -er indicate written (graphemic) representations; quotation marks, "k", are used to indicate the sound (phonemic) representations.

4. Consonant sounds, to a large extent, influence adjacent vowel sounds.
5. Initial sound in a word is the easiest to identify.

II. Teaching Technique

1. Print letter, capital and lower case, on the board.
2. Print several familiar words beginning with the consonant sound on board. Pronounce them.
3. The teacher directs the children's attention visually to the beginning letters (if teaching initial consonants) or ending letters (if teaching final consonants) of the words.
4. The teacher pronounces the words directing the pupils auditory attention to sounds under instruction.
5. The pupils pronounce and hear the sound.
6. Pupils give words that begin/end with the same sound as the stimulus words.
7. Ask pupils to look for likenesses in the words.

III. Teaching Principles

1. No letter is sounded in isolation.
2. Each stimulus is meaningful; it is a complete word.
3. The letter is called by its name.
4. Teach pupils to associate the sounds with both capital and lower case letters.
5. Initial sound is emphasized but not distorted.

Consonant Blends

I. Objectives in Teaching Consonant Blends

The child must:

1. see the letters which make up the combination
2. associate the sounds with the letters
3. discriminate between the blend sound and the sound of individual letters.

II. Blenders -

l r s

The l and r are usually in the final, or second, position of the blend. The s occupies the first position.

III. Two-letter Consonant Blends

bl	br	sc
cl	cr	sk*
fl	fr	sm
gl	gr	sn
pl	pr	sp*
sl	tr	st*
		sw

*These are both final and initial consonant blends

IV. Three-letter Consonant Blends

chr	as in <u>chrome</u>
sch	as in <u>school</u>
scr	as in <u>scream</u>
shr	as in <u>shrunk</u>
spl	as in <u>splash</u>
spr	as in <u>spring</u>
squ	as in <u>squash</u>
str	as in <u>street</u>
thr	as in <u>threw</u>

Consonant Digraphs

I. H digraphs

grapheme

sounds

ch

"sh" as in machine

"ch" as in church

"k" as in chorus

gh

"f" as in laugh (always at end of word)

"g" as in ghetto (at beginning)

ph "f" as in phone
 sh "sh" as in shut
 th "th" (voiced as in other; voiceless
 as in think)
 wh "hw" or a single "w"

II. K digraph

ck as in freckle

III. G digraph

ng as in sing

Syllabication

To syllabicate is to divide, or break, a word into its spelling patterns. The spelling patterns are called syllables. The following rules should be followed when dividing words into syllables:

1. Every syllable must have at least one vowel sound. A word cannot have more syllables than vowel sounds.
2. If two separate-sounding consonants follow a vowel, the division is between the consonants, as in:
 at tic oc cur or der
3. If only one consonant follows a vowel, the consonant usually starts the second syllable.
 si nus ro bot pi lot
4. If a word ends in -le, the letter before the l should be added to the last syllable:
 dab ble lit tle ket tle
5. Remember: Do not divide digraphs and blends.

Vowel Principles

I. Procedural Steps

1. Vowel letters are printed on board.
2. Stimulus words are presented.
3. Children look at letter(s) in words.
4. Children listen to sound as pronounced by teacher.
5. Children hear the sound as they pronounce the words.
6. Children state generalization.

II. Short Vowel Generalization

If there is one vowel letter in a word, whether it is in the beginning of the word or in the medial position, the sound of the vowel letter is short.

III. Y and W as vowels

Two consonant letters that represent sounds in certain situations are y and w.

1. Y

-when y is in a syllable with no other vowels, and in the medial position, the sound of y is a short "i". (as in gyp)

-when y is a one syllable word or just one syllable and in the final position of the word the sound of y is a long "i". (as in my)

-when y is in a word of two or more syllables and in the final position, the sound of y is a long "e". (as in can-dy)

2. W

-when w follows a vowel, in the same syllable, w stands for a vowel. (as in draw)

Point to remember:

When y and w represent vowel sounds, the combinations they form with other vowel letters follow the same rules as other vowel-vowel letter combinations.

IV. Long Vowel Generalizations

1. A single vowel letter at the end of a word or syllable usually represents its long vowel sound.
2. Silent -e rule: When a word has two vowel letters, one of which is a final -e separated by one consonant letter, the first vowel letter usually represents its long vowel sound; the final -e is silent.
3. Adjacent Rule: When there are two adjacent vowel letters in a word, the first vowel letter usually represents its long vowel sound, the second vowel letter is silent.

V. Vowel diphthongs

oi

as in oil

These two are always diphthongs.

oy

ow

"o" (grow)

These two are sometimes not diphthongs.

can be long "o" (soul)

ou

can be short "u" (touch)

When ow and ou are diphthongs they are both sounded like the ou in out or like the ow in frown.

To determine the appropriate sound use content clues. If the content clues are of no help then use the following order:

1. diphthong
2. long "o"
3. short "u"

Note: The diphthong is to vowels what a blend is to consonants. A diphthong is two vowel sounds which blend. If said slowly, both vowel sounds will be heard. Likewise, a blend is two consonants sounds which blend together. Both consonants sounds can be heard.

VI. Vowel Digraphs

A vowel digraph is a vowel letter combination which represents a single distinct sound. Below are digraphs:

ai	ea	ie	oa	ue
aw	ee		oe	ui
ay	ei			uy
	eu			
	ew			
	ey			

Digraphs which follow the adjacent rule are also called regular digraphs. They are as follows:

ai	ea	oa
ay	ee	oe

VII. Irregular Digraphs

uy	-	long "i" sound
ew	-	
eu	-	long "u" sound
ue	-	
ei	-	long "a" or long "e" sound
ey	-	long "a" or long "e" or long "i" sound
ie	-	long "e" or long "i" sound

Consonant Irregularities

I. Hard and Soft Consonants

The letter c is soft when followed by e, i, or y

The letter q is soft when followed by e, i or y

II. Difficult Consonant Letters

There are seven difficult consonant letters:

1. k - The sound of the letter k is often confused with the sound of the letter c.
2. q - The letter q is always followed by the letter u. The sound of the letters qu equals "kw".
3. v - Very few words have the "v" sound.
4. x -
"ks" as in box
"gz" as in exit
"ksh" as in anxious
"z" as in xylophone
"gzh" as in luxury
5. y - The letter y is both a vowel and consonant.
6. z - Very few words are written with the letter z.
7. s - Sometimes has a "z" sound.

III. Silent Consonants

Consonant Letter	When silent
b	when <u>b</u> follows <u>m</u> as in <u>dumb</u> ; when <u>b</u> precedes <u>t</u> in the same syllable - <u>doubt</u>
g	before <u>n</u> and <u>m</u> in the same syllable - <u>gnat</u>
gh	when it follows the sound of long "i" or long "a" - <u>night</u> or <u>sleigh</u>
h	after a vowel sound; after the letters <u>k</u> , <u>g</u> , and <u>r</u> at the beginning of a word
k	before the letter <u>n</u> - <u>knot</u>
l	before the letter <u>m</u> , or <u>k</u> in the same syllable
p	when followed by the letters <u>t</u> , <u>s</u> or <u>n</u> <u>psalm</u> , <u>pneumonia</u>
t	when it follows the letters <u>f</u> or <u>s</u> in the same syllable - <u>often</u> , <u>whistle</u>
w	when it precedes the letter <u>r</u> - <u>wrangler</u>

Irregularities

I. Schwa

The schwa sound is like that of the short "u" sound. It is the vowel sound of a vowel letter in the unaccented syllable as in lemon and pencil.

Attention should be called to the schwa sound in two syllable words in beginning phonics instruction. Then teach the schwa sound and symbol when the child begins to meet unfamiliar poly-syllabic words and learns how to use a dictionary.

II. R - controlled vowels

R affects the sound of a preceding vowel when both are in the same syllable. The sound is neither long nor short.

R affects the vowel sound by blending the sound "r" with the vowel sound.

III. Double O

The double o (oo) has two sounds; that of long and short.

Long "oo" - key word: oodles

pool, loop, too, food, soon, boot

Short "oo" - key word: oomph

wood, look, foot, book, stood

IV. Effects on letter A by consonants

The consonant letters l, w u and ll affect the sound of the letter a. The affect is represented by the sound "aw" as in all, awkward, author.

V. Long Sound of Vowel

O and I vowel letters have a long sound when used in these combinations:

old -

When the letter o is followed by ld, the sound of o is long "o" as in scold.

ild -

When the letter i is followed by nd, gh, or ld, the sound of i is frequently a long "i" sound as in wind, sight, wild.

igh

ind

GLOSSARY

1. Auditory Discrimination -

The ability to see similarities and differences in printed letters.

2. Consonant Blends

Two consonants blended together so that the sound of each consonant is heard distinctly.

3. Consonant Digraph -

Two consonant letters representing a single, distinct sound that may be unlike either single letter sound.

4. Phonics -

A method of teaching the sounds represented by letters and letter combinations.

5. Phonic Analysis -

The process of pronouncing unfamiliar words by relating sounds to letters

6. Schwa -

The schwa sound represents the mid-vowel sound. It sounds like a "deep" short "u". The vowel of an unaccented syllable is usually the schwa sound.

7. Syllabication -

The process of dividing words into syllables

8. Vowel Digraph -

A vowel letter combination which represents a single distinct sound.

9. Vowel Diphthongs -

A vowel-vowel combination that blend to represent a single sound. This sound is a blend of the separate vowel sounds. (A diphthong is to vowels what a blend is to consonants.)

Phonics/ita Handbook for Teachers

PART II

ita

**Lester Golub
and
Patricia Mull**

**Computer Assisted Instruction Laboratory
College of Education
The Pennsylvania State University
University Park, Pa. 16802**

INTRODUCTION TO PART II

What is ITA?

The Initial Teaching Alphabet or ita has a long history. In fact, over 130 years ago, Sir Isaac Pitman started work on an alphabet which could effectively initiate beginning reading. Pitman's work was continued by his son and then by his grandson, Sir James Pitman, who developed the present ita alphabet.

The large scale appearance of ita on the educational scene has, however, been fairly recent. Initially it was used in a research study conducted by the Reading Research Unit of the University of London in 1961. Over 100,000 children were using the alphabet in Great Britain by the Fall of 1965. Research projects in Bethlehem, Pennsylvania, Cleveland, Ohio and White Plains, New York, began in the fall of 1963. At the present time, ita has been used on an experimental basis in almost every state in the United States.

The basic function of ita is to act as an initial teaching medium, usually in grades K through 3. It has, however, met with success in remedial work with both elementary and secondary pupils as well as special education students, students with speech and language problems, emotionally disturbed children, and illiterate adults.

Forty-four characters are used to represent the forty sounds of English. The sound that each symbol represents is taught rather than the letter name. From the beginning, the student learns that each sound-symbol represents its own sound.

Pitman's original aim was to develop a systematic and simple medium for beginning reading. An effort has been made to make ita compatible with conventional or traditional orthography, TO, so that transition from ita to TO is less difficult. Double letters are retained as well as the standard alphabet letters. In addition, ita has preserved the top shape or configuration of TO letters which may make it easier for the student to transfer from ita to TO.

Figure 1 shows the ita symbols, Figure 2 shows the location of the ita symbols on the CAI keyboard.

Initial Teaching Alphabet

æ face	b bed	c cat	d dog	ee key	
f feet	g leg	h hat	ie fly	j jug	k key
l letter	m man	n nest	oe over	p pen	r girl
r red	s spoon	t tree	ue use	v voice	w window
y yes	z zebra	s daisy	wh when	ch chair	
th three	th the	sh shop	3 television	ng ring	
a father	au ball	a cap	e egg	i milk	o box
u up	oo book	oo spoon	ou out	oi oil	

Figure 1

REST COPY AVAILABLE

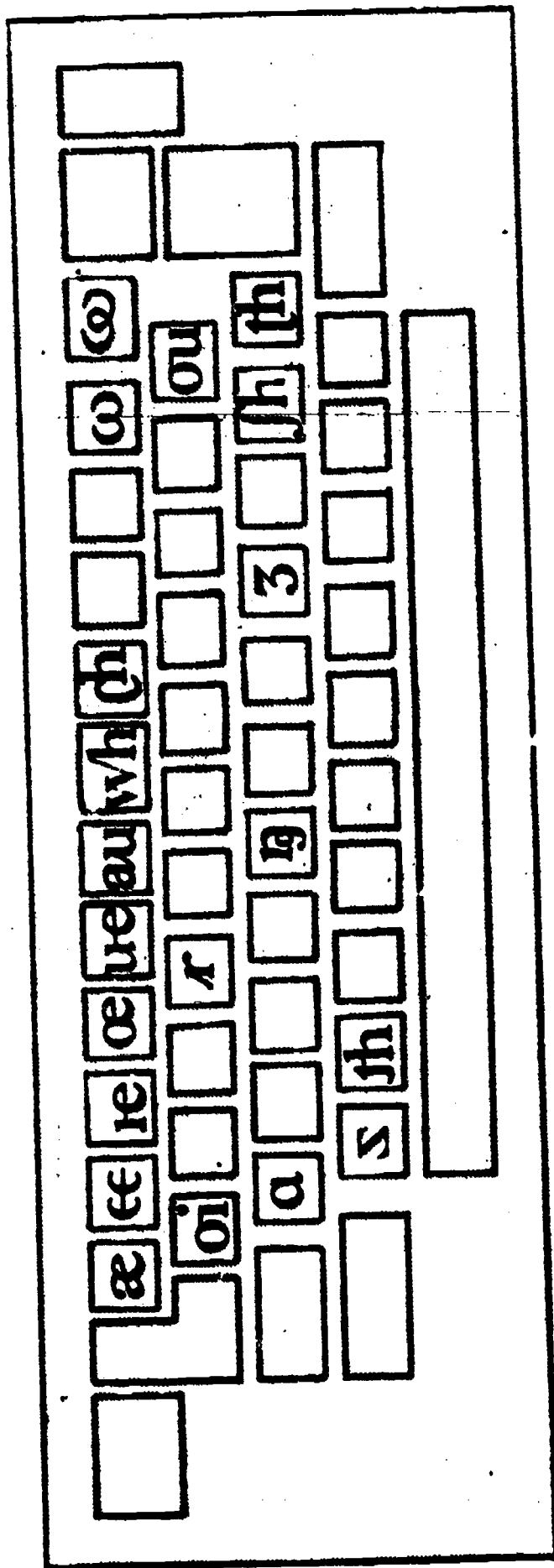


Figure 2

Principles of ita

1. All letters in ita are lower case. Pitman's ita sound-symbols for capital letters are approximately one and one-half the size of the lower case. However, in our program, only lower case letters will be used.
2. Punctuation marks in ita are the same as those used in TO.
3. Consonants which are doubled in TO are also doubled in ita spellings.
4. Foreign words and names retain their traditional spelling in ita material.
5. Silent letters in TO are not represented in ita.
6. Twenty-four of the twenty-six letters in the traditional alphabet have been retained. The letters g and x are excluded. The sounds usually associated with these two letters in TO are represented by the symbols kw and ks.
7. Since each symbol represents its own sound, abbreviations are not used in ita.
8. In TO, the schwa is the vowel sound in the unaccented syllable. It is the sound heard in above, bottom, and elephant.
There is no special ita sound-symbol to represent the schwa. When the schwa is heard, use the vowel that is used in the TO spellings.
9. Vowels
 - a. Short vowel sounds are represented by traditional letter forms.
 - b. The long vowel sounds are represented by special double characters: ae, ee, ie, oe, ue.
10. The letter y in both TO and ita can be either a consonant or a vowel. In ita, the y is retained whenever its sound is a long "e", short "e", or a short "i".

11. Digraphs

The TO digraph is a combination of two consonants which represent a new sound. The ita sound-symbol is also represented by one sound. Six ita sound-symbols represent the TO digraph characters: th, wh, sh, nh, and ph.

The two th sound-symbols represent voiced and unvoiced sounds as heard in such words as bathe and bath. In the voiced form, the tail in the t is reversed, th. The tail on the t in the unvoiced form extends below the base line, th.

12. The sound-symbol s is used to represent the sound of s as heard in sit, city and tops.
13. When the z sound in a word is traditionally spelled with the letter z as in zebra and zoo, the ita sound symbol for the traditional z is used.
14. The z has the same sound as the regular z, but is the reverse form of that character. It is used to replace the inconsistent s in TO spellings such as is, busy, or cheese.
15. The sound-symbol z is used to represent the sound of s, z, g, and dg in words such as treasure, azure, beige, and bridge.
16. The letter c

In both traditional orthography and ita, the letter c has no sound of its own but rather borrows the sounds associated with the letters k and s. If the c is represented by the sound of k, the c is said to have the hard sound as in cape.

If the c is represented by the sound associated with the letter s, it is said to have the soft sound as in city.

Both the c and k are used to represent the hard sound of c as heard in cake. The decision to use one or the other is based on the TO spelling.

If there is a ck appearing together, as in the word sack, both the c and k are retained.

When the hard sound occurs in a word which has neither a c or k in it, such as tax, the k is used (taks), because the k is much closer to the x in shape than the c.

17. The g in TO and ita also has a hard and soft sound. The ita sound-symbol g represents the hard g sound as heard in dog, whereas the j is used for the soft g sound in gym.
18. The letter r


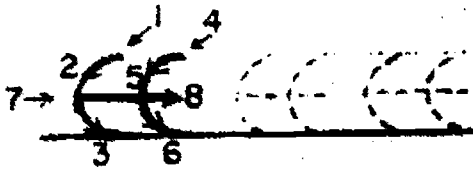

If e, i, u or y are followed by an r in the same syllable, the sound of the vowel is changed. A new ita sound-symbol represents this r.

The tail appended to the r (r) is a signal that the sound of the preceding vowel has been changed.

When the sound of er, as in fur, is heard in some words spelled with an o-r such as work, worth, or word, the o is changed to u in the ita spelling.

19. The character o represents the sound heard in foot or put.
20. The ita character o represents the sound heard in do, few and too.
21. The ita character a has two sounds. It can sound like the a in car or carpet or like the a in apple.
22. The vowel sound heard in fall is represented by the ita sound-symbol ll.
23. The ita sound-symbol ll represents the sound heard in toil or boy.
24. The character ll represents the vowel sound heard in towel or scout.

Practice printing the special ita sound-symbols on the following pages.








w w w w

d d d d

h h h h

3 3 3

g g g g



1 → a a a a a a
8 7 6 5 4 3 2

1 2 w w w w w w

1 2 3 o o o o o o

1 2 3 4 5 u u u u u u

1 2 3 4 5 d d d d d d

BEST COPY AVAILABLE

Handwriting practice lines consisting of solid top and bottom lines with a dashed midline. There are 10 sets of these lines on the page. A large, irregular scribble is present on the right side of the page, overlapping the fourth and fifth sets of lines.

TEST COPY AVAILABLE

Handwriting practice lines consisting of solid top and bottom lines with a dashed midline. A small handwritten mark resembling a right curly bracket is present on the eighth line from the top.

BEST COPY AVAILABLE,

Handwriting practice lines consisting of solid top and bottom lines with a dashed midline. There are 10 sets of these lines on the page.

BEST COPY AVAILABLE

Handwriting practice lines consisting of solid top and bottom lines with a dashed midline. There are 10 sets of these lines on the page.

Practice Lesson 1

In transliterating, or changing from one alphabet to another, it is a good practice to:

1. Say the word to yourself.
2. Listen to the sound or sounds in the word.
3. Print the word in ita using the required character or characters for each sound.

People from various sections of the country may pronounce words differently due to their unique speech patterns. Your transliteration, therefore, may not be exactly the same as the key transliteration.

1.1 Transliterate the following words into ita. Check your answers with the key.

boat sit site stopped

none lemon maybe redone

sack pupil elm us

1.2 Print the following abbreviations in ita.

hr. min. Dr.

R. R. P. O. Mr.

1.3 Transliterate the following words into ita. Check your work with the key:

yell happy syrup

try day

Practice Lesson 2

2.1 Write the following ita sentences in TO.

1. miste joms is trubld. his luggej was lost at the airport.

2. the company address is the street, redin, china.

2.2 Transliterate the following TO words into ita.

cell

kick

except

public

fox

cannot

ship

why

cheap

coming

they

thin

2.3 Print the following TO words in ita. Check your work with the transliteration key at the end of the handbook.

sit

city

tops

busy

cheese

zebra

treasure

azure

beige

bridge

ladies

zeal

Practice Lesson 3

3.1 Try employing your newly learned principles by printing the following words in ita.

mother

circus

polar

turtle

worm

author

fur

martyr

ball

lawn

3.2 Print these phrases in TO.

1. at break ov day.

2. rises and fall ov the roman empire.

3.3 Can you now print this TO sentence in ita? Try it. Check your answer with the transliteration key at the end of the handbook.

A little knowledge is a dangerous thing.

Practice Lesson 4

The ita program starts the "beginner" on an alphabet which maintains a one-to-one correspondence between the sound (phoneme) and the written character (grapheme). The student associates each of the alphabet's forty-four characters with only one sound.

In the school program, the language experience approach accompanies the introduction of the characters. In this approach, children, individually or in groups, dictate stories to the teacher. She or he immediately writes the stories on either the blackboard, oaktag or newsprint. Through the use of experience stories, children learn that written language represents speech and, at the same time, they begin to acquire a sight vocabulary. There is a gradual progression to simple stories with increased vocabulary.

4.1 The following paragraph is a shortened version of one written by a first grade student from a disadvantaged background after a trip to the seashore. Remember when transliterating that the sentence structure may be different from yours. Print the story in IO.

we went on the bus to the see shore. we found sum shells and a ded fish. we had so much fun at the see shore. the fish was het blo. hee was so nies that ie liekt him.

Practice Lesson 5

The following story was written about Robert Kennedy by a post-its second grader.

Kennedy was a good man.

He worked for our country.

It was a shame for him to die.

His brother was a good man too.

Kennedy's father and mother begged him not to run for President.

Even his brothers and sisters told him not to run.

All I can say is that he would be a very good President for our country.

5.1 Print the story in its checking your answers on the transliteration key.

1. Kennedy was a good man.

2. He worked for our country.

3. It was a shame for him to die.

4. His brother was a good man too.

5. Kennedy's father and mother begged him not to run for President.

6. Even his brothers and sisters told him not to run.

7. All I can say is that he would be a very good President for our country.

Key to Transliteration Exercises

	nut	sit	siet	stoppt
	num	lemm or lemon	mebec	readun
	sack	papil or papul	elm	us'
1 2	our	minit	doctor	
	post offis	rel nul	mister	
1 3	yell	happy	syrup	
	trie	de		
2 1	1	Mr. Jones is troubled. His luggage was lost at the airport.		
	2	The company address is Pugh Street, Reading, Ohio.		
2 2	sell	kick	eksept	public
	toks	cannot	ship	whe
	dep	cunig	the	thin
2 3	sit	sity	tops	bisy
	des	zebra	tre3kr	azier
	br3	brid3	kulyz	zel
	bull	lan		
3 1	mother	sircus		
	polar	turtl		
	warm	au thur		
	fur	martyr		
	bull	lan		

3 1 1 At break of day.

2 Rise and fall of the Roman Empire.

3 3 a littl noled3 is a danjerus thig.

4 1 We went on the bus to the seashore. We found some shells and
a dead fish. We had so much fun at the seashore. The fish was
light blue. He was so nice that I liked him.

5 1 1 Kennedy was a god man.

2 He wurkt for our cuntry.

3 It was a shum for him to die.

4 His brother was a god man too.

5 Kennedy's father and mother beggd him not to run for president.

6 Even his brothers and sisters told him not to run.

7 And I can see is that he wud be a very god president for our
cuntry

References to Part I

- Aairsian, P. W., & Madaus, G. G. Criterion-references testing in the classroom. NCME Measurement in Education, 1972, 3 (4), 1-7.
- Aaron, I. E. What teachers and prospective teachers know about phonic generalizations. Journal of Educational Research, 1960, 53, 323-30.
- Aaron, I. E. In-service help on word analysis techniques. The Reading Teacher, 1966, 19, 410-414.
- Justin, M. C., Morrison, C., Kenney, H. J., Morrison, M. B., Gutmann, A. R., & Nystrom, J. W. The Torchlighters: Tomorrow's teachers of reading Cambridge: Harvard University Graduate School of Education, 1961.
- Bagford, J. The role of phonics in teaching reading. In M. A. Dawson (Compiler), Teaching Word Recognition Skills. Newark, Delaware: The International Reading Association, 1971.
- Betts, E. A. A first essential: Phonics. The Reading Teacher, 1955, 2, 67-68.
- Bloom, B. S., Hastings, J. T., & Madaus, G. G. (Eds.), Handbook on Formative and Summative Evaluation of Student Learning. New York: McGraw-Hill, 1971.
- Bond, G. L. & Tinker, M. A. Reading difficulties: Their diagnosis and correction. New York: Appleton-Century Crofts, 1967.
- Brennan, R. L. Techniques for evaluating instructional programs. (Technical Recommendation No. 10.1), Cambridge, Massachusetts: Harvard University Graduate School of Education, 1969.
- Broman, B. L. Factors associated with teacher knowledge of reading skills. Unpublished doctoral dissertation, University of Tennessee, 1962.
- Carden, M. The carden method. Glen Rock, New Jersey, 1953.
- Chall, J. Learning to read: The great debate. New York: McGraw-Hill, 1967.
- Cordts, A. D. The phonetics of phonics. The Reading Teacher, 1955, 9, 81-84.
- Cordts, A. D. Phonics for the reading teacher. New York: Holt, Rinehart and Winston, Inc., 1965.
- Curry, R. L. & Rigby, T. W. Reading independence through word analysis. Columbus, Ohio: Charles E. Merrill, 1969.

- DeChant, E. V. Improving the teaching of reading. (2nd ed.) Englewood Cliffs, New Jersey: Prentice-Hall, 1970.
- Dolch, E. W. Am I teaching phonics right? Elementary English, 1957, 34, 227-33.
- Dolch, E. W. and Bloomster, M. "Phonic Readiness," Elementary School Journal, XXXVIII(1937), 201-205.
- Durkin, D. Fundamental principles underlying phonics instruction. In M. A. Dawson (Compiler), Teaching word recognition skills, Newark, Delaware: The International Reading Association, 1971.
- Durkin, D. Teaching them to read. Boston: Allyn and Bacon, Inc., 1970.
- Educational Testing Service. Learning to read: A report of a conference of reading experts. Princeton: Educational Testing Service, 1962.
- Farinella, J. T. An appraisal of teacher knowledge of phonetic analysis and structural analysis. Unpublished doctoral dissertation, University of Connecticut, 1960.
- Fleming, J. T. Teachers' understanding of phonic generalizations. The Reading Teacher, 1972, 25, 400-404.
- Flesch, R. Why Johnny can't read. New York: Harper and Brothers, 1955.
- Ford, M. B. Word attack skills for the retarded reader in college. In M. A. Dawson (Compiler), Teaching word recognition skills. Newark, Delaware: The International Reading Association, 1971.
- Gans, R. Fact and fiction about phonics. New York: The Bobbs-Merrill Company, Inc., 1964.
- Gattengo, C. Words in color. Chicago: Learning Materials, 1962.
- Gurren, L. & Hughes, A. Intensive phonics versus gradual phonics in beginning reading. Journal of Educational Research, 1965, 58, 339-346.
- Harris, T., Creekmore, M., and Greenman, M. Phonic keys to reading. Oklahoma City: The Economy Company, 1964.
- Heilman, A. Phonics in proper perspective. Columbus, Ohio: Charles E. Merrill, 1968.

- Hoggard, J. K. Phonics in directed reading activities. The Reading Teacher, 1955, 9, 89-94.
- Hull, M. A. Phonics for the teacher of reading. Columbus, Ohio: Charles E. Merrill, 1969.
- Ilika, J. Phonic skills of teacher education students and teachers. In G. B. Schick & M. M. May (Eds.) Multidisciplinary aspects of college-adult reading. Seventeenth Yearbook of the National Reading Conference, 1967.
- Ilika, J. A second report of the phonic skills of teachers and teacher education students. In G. B. Schick & M. M. May (Eds.), The Psychology of Reading Behavior. Eighteenth Yearbook of the National Reading Conference, 1969.
- Kennedy, E. C. Essentials in teaching reading. Parsons, West Virginia: McClain Printing Company, 1966.
- McEathron, M. Teaching phonics in the home and in the classroom. Buffalo, New York: Kenworthy Educational Services, 1963.
- Norton, H. Critical appraisal of present practices of training teachers. In J. A. Figurel (Ed.), Reading in a changing society. New York: Scholastic Magazines, 1959.
- Olson, J. H. Preservice reading instruction: A program of involvement. The Reading Teacher, 1969, 22, 691.
- Pierkarz, J. Teacher training for improved reading instruction. Education, 1961, 281-284.
- Popham, W. J. Indices of adequacy for criterion-references test items. In W. J. Popham (ed.), Criterion-referenced measurement: An introduction. Englewood Cliffs, New Jersey: Educational Technology Publications, 1971.
- Ramsey, L. W. Will tomorrow's teachers know and teach phonics? The Reading Teacher, 1962, 15, 241-45.
- Robinson, H. M. Significant unsolved problems in reading. The Education Digest, 1971, XXXVI(6), 42-45.

- Russell, D. H. & Fea, H. R. Research on teaching reading. In N. L. Gage (Ed.), Handbook of research on teaching. Chicago: Rand McNally, 1963.
- Schoolfield, D. L. and Timberlake, J. B. Phonovisual Method. Washington, D.C.: Phonovisual Products, 1960.
- Schubert, D. G. Teachers and word analysis skills. Journal of Developmental Reading, 1959, 2, 62-64.
- Seymour, D. Z. The differences between linguistics and phonics. The Reading Teacher, 1969, 23, 99-102.
- Smith, N. B. What research tells us about word recognition. In A. J. Harris (Ed.), Readings on reading instruction. New York: David McKay, 1963.
- Spache, G. D. & Baggette, M. E. What do teachers know about phonics and syllabication? The Reading Teacher, 1965, 19, 96-99.
- Spache, G. D. & Spache, E. B. Reading in the Elementary School. (2nd ed.) Boston: Allyn and Bacon, 1971.
- Taylor, D., Govatos, L., & Lloyd, B. A study of undergraduate preparation in the teaching of reading skills. Reading Horizons, 1971, Winter, 67-64.
- Winkley, C. K. Why not an intensive-gradual phonic approach? In M. A. Dawson (Compiler), Teaching word Rerecognition skills. Newark, Delaware: The International Reading Association, 1971.

References to Part II

BOOKS

- Barbe, W. B. "Initial teaching alphabets." Teaching Reading, Selected Materials. Oxford University Press: New York, 1965, pp. 164-179.
- Block, J. R. (Editor). i/t/a as a Language arts medium. Published for the i.t.a. Foundation at Hofstra University: Hempstead, New York. Distributed by i/t/a Publications, Inc. 6 East 43rd Street, New York, New York 10017, 1968.
- Downing, J. The initial teaching alphabet. MacMillan Company: New York, New York, 1964.
- Downing, J. The initial teaching alphabet: A new two-state approach to Learning to Read. University of London Institute of Education: London, 1963.
- Downing, J. The i.t.a. reading experiment. Evans Brothers Limited for University of London Institute of Education: London, 1964.
- Downing, J. The i.t.a. symposium. Published by the National Foundation for Educational Research in England and Wales. The Mere, Upton Park, Slough, Bucks and at 79 Wimpole Street, London, W.1., 1967.
- Harrison, M. The story of the initial teaching alphabet. Pitman Publishing Corporation: 6 East 43rd Street, New York, New York, 1964.
- Holt, J. How Children Fail. Pitman Publishing Corporation: 6 East 43rd Street, New York, New York, 1967.
- Holt, J. The underachieving school. Pitman Publishing Corporation: 6 East 43rd Street, New York, New York, 1969.
- Mazurkiewicz, A. J. i.t.a. and the dyslexic child. The Dyslexic Reader. Baltimore, Maryland: John Hopkins Press, 1965.
- Mazurkiewicz, A. J. (Editor). New perspectives in reading instruction. A Book of Readings. 2nd ed., Pitman Publishing Corporation: 6 East 43rd Street, New York, New York, 1968.
- Pitman, Sir James, and J. St. John. Alphabets and reading. Pitman Publishing Corporation: 6 East 43rd Street, New York, New York, 1969.

- Riemer, G. How they murdered the second R. Norton and Company,
New York. Distributed by Pitman Publishing Corporation: 6 East
43rd Street, New York, New York, 1969.
- Seats, J. i.t.a. and the teaching of literacy. Pitman Publishing
Corporation: 6 East 43rd Street, New York, New York, 1967.

SELECTED ARTICLES

- Ames, W. S. The use of i.t.a. with adult illiterates in America.
Teachers World, May 12, 1967.
- Bailey, A. and Housekeeper, G. After i/t/a what? New Jersey Education
Association Review, December 1967, pp. 34-35.
- Block, J. R. A reply to Downing's "Can i.t.a. be improved?" Elementary
English, May 1968, pp. 631-634.
- Bosma, R. L., and Farrow, V. L. Teaching reading with i.t.a.: A research
report. Reading Horizons, Fall 1965, pp. 6-19.
- Boutwell, W. An easier way to learn to read--i/t/a. The PTA
Magazine, October 1964, pp. 11-13.
- Brooking, T. i.t.a. for a special class. New York State Education,
June 1966, Vol. 53, No. 9.
- Bumpass, D. Would you believe it? Journal of Arkansas Education,
March 1967, pp. 7, 23.
- Cartwright, D., and Jones, B. Further evidence relevant to an assessment
of i.t.a. Educational Research, November 1967, pp. 65-71.
- Chasnoff, R. E. Two alphabets: A follow-up. The Elementary School
Journal, February 1968, pp. 251-257.
- Dapper, G. Some call it a miracle. Ohio Schools Magazine, March
1966, pp. 16-18, 43.
- Dapper, G. i.t.a. in a dozen foreign accents. Scholastic Teacher
May 13, 1966, pp. 14-15, 18.
- Dietrich, D. M. i/t/a/ and the dropout. Journal of the Reading
Specialist, March 1965, Vol. 4, No. 3.
- Dolmatch, T. B. i/t/a/--reading, writing, plus! Children's House,
November-December 1966, pp. 28-30.

- Downing, J. Augmented roman alphabet for learning to read. Reading Teacher, March 1963, pp. 325-336.
- Downing, John. Current Misconceptions about i.t.a. Elementary English, May 1965, p. 492.
- Downing, John. New experimental evidence of the effectiveness of i.t.a. in preventing disabilities of reading and spelling. Developmental Medicine and Child Neurology, October 1969, pp. 547-555.
- Downing, John. Teaching reading with i.t.a. in Britain. Education Digest, September 1964, pp. 42-44.
- Downing, John et al. Value of ita: opinions differ. NEA Journal, September 1964, pp. 20-22.
- Duffy, John K. i.t.a. and the hearing impaired child. The Volta Review, 1966, pp. 150-153.
- Edwards, Edward. Comparison of beginning reading with i.t.a., D.M.S. and T.O. after three years. Reading Teacher, January 1969, pp. 357-362.
- Hammenberg, Vera. Pitman ITA remedial reading program for adults. The Educational Forum, November 1967, pp. 85-92.
- Harayda, Marel. i.t.a. and the emotionally disturbed children. Scholastic Teacher, Elementary Education, May 20, 1966, pp. 16-17.
- Hayes, Robert and Wuest, Richard. A three year look at i.t.a., Lippincott, Phonics and Word Power and Scott Foresman. Reading Teacher, January 1969, pp. 363-370.
- Holmes, Jack and Rose, Ivan. Disadvantaged children and the effectiveness of i.t.a. Reading Teacher, January 1969, pp. 357-362.
- Jarvis, Galen and Thompson, Glen. Beginning reading instruction: i-t-a vs. traditional. Illinois Elementary Principal, March 1969.
- Kresh, E. Comparative effectiveness of initial teaching alphabet vs. traditional orthography in first grade in the Pittsburgh Public Schools. The Journal of Educational Research, Winter 1966-67, pp. 125-137.
- Mazurkiewicz, A. J. Fourth year results of study with i.t.a. in Bethlehem Area Schools. Spelling Progress Bulletin, 1967, pp. 2-6.
- Mazurkiewicz, A. J. i.t.a. and T. O. reading achievement with methodology is controlled - extended into second grade. The Reading Teacher, May 1967, pp. 726-729.

- Mazurkiewicz, A. J. i.t.a. in remedial reading--a case history. Journal of the Reading Specialist, March 1965.
- Mazurkiewicz, A. J. Second international i.t.a. conference. School and Society, December 11, 1965.
- Mazurkiewicz, A. J. and Lamana, P. Spelling achievement following i/t/a instruction. Elementary English, November 1966, pp. 759-761.
- Mazurkiewicz, A. J. Teaching reading in America using the initial teaching alphabet. Elementary English, November 1964, pp. 766-772.
- Mazurkiewicz, A. J. The initial teaching alphabet for reading instruction? Yes! Educational Leadership, March 1965, pp. 390-393.
- Nika, ... Initial teaching alphabet and T.O.: their impact on spelling and writing. The Elementary School Journal, March 1970, pp. 321-330.
- Ohanian, V. Control populations in i.t.a. experiments. Elementary English, April 1966, pp. 373-380.
- Ohanian, V. i.t.a. misunderstood. Elementary English, May 1968, pp. 627-630.
- Pitman, Sir James. Language--a convention. Elementary English, March 1969, pp. 385-392.
- Pitman, J. Learning to read: An experiment. Journal of Royal Society of Arts, 1961, pp. 190, 149-180.
- Proctor, S. A teacher looks at i.t.a. Young Children, January 1967, p. 149.
- Riemer, G. A bizarre alphabet teaches Johnny to read. Ladies Home Journal, October 1964.
- Ronald, Sister Mary. Progress report on i.t.a. Catholic School Journal, December 1966, pp. 36-37.
- Schmittlein, A. and Wood, L. Creative writing in 1st grade thanks to i/t/a. The Instructor, January 1966.
- Serlin, J. Strange alphabet with impressive results. Reading Newsreport, March 1969, pp. 11-15, 64.
- Shapiro, B. and Wilford, R. i.t.a.--kindergarten or first grade? Reading Teacher, January 1969, pp. 307-311.

- Southgate, V. Approaching i.t.a. results with caution. Educational Research, February 1965, pp. 83-96.
- Stewart, R. Is Bethlehem banishing i.t.a.? Reading Newsreport, November/December 1966, Vol. 1, No. 2, pp. 4-7, 32.
- Stewart, R. i.t.a.--after two years. Elementary English, November 1965, pp. 660-665.
- Tanzer, H. J. and Alpert, H. Three different basal reading systems and first grade reading achievement. The Reading Teacher, May 1966, Vol. 19, No. 8.
- Thompson, L. and Hilaire, P. G. i.t.a.--a review and an assessment. Occasional Papers, 1967, II (5), Oakland Schools, Pontiac, Michigan.
- Wapner, I. The initial teaching alphabet in a non-experimental setting, California Journal of Educational Research, September 1967, Vol. 18, No. 4.
- Ward, B. and Beauchamp, J. i.t.a. and the retarded child. Journal of the Reading Specialist, March 1965, Vol. 4, No. 3.
- The National Observer. ITA? An alphabet that makes sense. Newsbook, Education--A New Era, 1966.
- Pennsylvania Parent-Teacher Bulletin. i.t.a. reduces remedial reading pupils by 75%. Pennsylvania Parent-Teacher Bulletin, January 1969, pp. 4, 8.

SELECTED RESEARCH PROJECT REPORTS

- Alden, C. E. and Manning, R. The use of the initial teaching alphabet in reading instruction - A report on the pilot study conducted at Broadway School during the school year. 1964-1965. Unpublished manuscript, Maple Heights, Ohio, 1965.
- Block, J. R. Criticisms of i.t.a. i.t.a. Foundation Report, Summer-Fall 1967, 2(2&3), 32-41.
- Block, J. A critique of research with the initial teaching alphabet and some recommendations. 1966. E.D. 044 260.

- Canfield, R. An experimental study of the effectiveness of the Augmented Roman alphabet (i.t.a.) on the reading development of beginning readers. Unpublished manuscript, State University College at Oswego, New York, 1967.
- Carner, R. L. The relative effectiveness of the initial teaching alphabet and traditional orthography on reading, spelling and writing achievement of first and second grade children. Unpublished doctoral dissertation, University of Miami, 1971.
- Detroit Basic Reading Demonstration Project--Final Report, June 1968. Detroit Public Schools, Division of Curriculum and Educational Research, Detroit, Michigan.
- Downing, J. Experiments with Pitman's initial alphabet in British schools. Eighth Annual Conference of the International Reading Association. i.t.a. Publications, Inc.: New York, 1963, p. 48.
- Downing, J. Recent developments in i.t.a. August 1967. ED 014 399.
- Dunn, L. M. and M. Mueller. The effectiveness of the initial teaching alphabet and the Peabody Language Development Kit with grade 1 disadvantaged children. IMRID Monograph No. 2. Peabody College: Nashville, Tennessee, 1965.
- Fortenberry, J. Second year evaluation - i.t.a. experimental reading project. Unpublished manuscript, Little Rock Public Schools, Little Rock, Arkansas, June 1967.
- Hann, H. T. Teaching reading and language skills in grades two and three. Oakland University, Rochester, Michigan. May 1968. ed 022 645.
- Ho, W-C, Eiszler, C. F. and Stroh, V. Longitudinal effects of i.t.a. on pupils' reading achievement through grade three. Educational Research Council of America, Cleveland, Ohio. March 1970.
- Ho, W-C and Menz, F. E. An interim report on the Youngstown i.t.a. study. Second year results. Educational Research Council of America, Cleveland, Ohio. June 1971.

- Holmes, J., Rose, I. V., Shannon, J. and Reed, J. The teaching of beginning reading by the use of the initial teaching alphabet. Stockton Unified School District, Stockton, California, 1967. ED 031 341.
- I.T.A. Correspondence course. Initial Teaching Alphabet Foundation: ED 047 896.
- Jameson, M. C. An experimental study of the effects of the initial teaching alphabet on reading achievement in the primary grades, with emphasis on first grade. A report on the primary reading experiment, N.D.E.A. Title III No. 57591X. Unpublished manuscript, Waterford Township School System, Pontiac, Michigan, June 7, 1965.
- Lorr, A. I. and Holmes, R. T. The effect of i.t.a. on pupil abilities. California State College, Long Beach. 1969 ED 039 093.
- Mazurkiewicz, A. J. The initial teaching alphabet in reading instruction, evaluation-demonstration project on the use of i.t.a. Comprehensive Final Report. Lehigh University, Bethlehem, Pennsylvania. Bethlehem Area Schools, Pennsylvania. Fund for the Advancement of Education, New York. February 1967. ERIC Clearinghouse.
- McCracken, R. A. A two-year longitudinal study to determine the ability of first grade children to learn to read using the Early-to-Read i.t.a. program and interim report of the first year. In A. J. Mazurkiewicz (Ed.), i.t.a. and the world of english. Hempstead, New York: i.t.a. Foundation, 1966, 79-90.
- Monson, H. The i/t/a key and the doors it unlocks. Unpublished manuscript, Enlarged City School District of Newburg, Newburgh, New York, 1967.
- Montesi, R. L. The initial teaching alphabet experiment. Research Report No. II. Unpublished manuscript, Simsbury Public Schools, Simsbury, Connecticut, August 1966.

- Pahrman, W. H. i.t.a. means "I teach adults." Unpublished manuscript. Oregon State Penitentiary, Salem, Oregon, 1966.
- Patten, T. and G. Clark. Literacy training and job placement of hard-core unemployed negroes in Detroit. The Journal of Human Resources, 1967-68. Reprint Series No. 100, School of Labor and Industrial Relations, Michigan State University.
- Pitman, J. Twelve recent developments in Britain about the acceptance and use of i.t.a. May 8, 1970. ED 044 246.
- Shapiro, B. J. A comparison of the reading achievement of i.t.a. and T.O. groups in first grade, 1964-65, Educational Research Council of Greater Cleveland, Cleveland, Ohio, February 1966.
- Shapiro, B. J. A longitudinal study of i.t.a. Bulletin #1. A comparison of the reading achievement of i.t.a. and T.O. groups in the first grade. 1965-66. Educational Research Council of Greater Cleveland, Cleveland, Ohio, January 1967.
- Shohen, S. S. The effectiveness of teaching beginning reading with the initial teaching alphabet. A Final Report. Freeport Public Schools, New York. January 1967. ED 013 735.
- Tanyzer, H. J., Alpert, H., and Sandel, L. Beginning reading - effectiveness of different media. Year end report, August 30, 1965. Unpublished manuscript. Nassau School Development Council, Mineola, New York, 1965.
- Tanyzer, H. J., Alpert, H., and Sandel, L: Beginning reading - the effectiveness of i.t.a. and T. O. Hofstra University, Hempstead, New York, 1966.
- Tanyzer, H. J., Alpert, H., and Sandel, L. Beginning reading - the effectiveness of i.t.a. and T. O. A final report for 1964-68. The results of the end of third grade. Hempstead, New York: Hofstra University and the Education Council, 1968.
- Tanyzer, H. J. and Alpert, H. Effectiveness of three different basal reading systems on first grade reading achievement. Hofstra University, Hempstead, New York. Cooperative Research Project No. 2720, 1965, United States Office of Education.