

DOCUMENT RESUME

ED 094 588

PL 006 290

TITLE Bailes Tipicos del Mundo Hispano (Typical Dances of the Spanish World). Ways and Customs. Teacher's and Student's Booklets, First Edition.

INSTITUTION Dade County Public Schools, Miami, Fla.

NOTE 111p.

EDRS PRICE MF-\$0.75 HC-\$5.40 PLUS POSTAGE

DESCRIPTORS Audiolingual Skills; Audiovisual Aids; Cultural Events; English; *Individualized Instruction; *Instructional Materials; Language Instruction; Language Programs; Listening Comprehension; *Programed Texts; *Second Language Learning; *Spanish; Tape Recordings

IDENTIFIERS *Individualizing Spanish for Speakers of English; ISSE

ABSTRACT

The materials of this program are written to individualize the teaching of Spanish to English speakers, and are designed to provide as much flexibility as possible for both the teacher and student. The materials can be used for large groups, small groups, and individual work, although direct teacher-student contact is considered to be beneficial. This package is focused on typical dances of the Spanish world. The materials included in the course are a teacher's booklet, a student's booklet, and tapes. The teacher's booklet contains specific instructions, the written copy of the taped oral presentation of the material with answer keys, a vocabulary list, and bibliographic references as well as the full content of the student's booklet. The student's booklet comprises oral general presentation of the material in the package, and performance objectives for parts 1, 2, and 3, which consist of: content descriptions, pictures, listening comprehension and speaking exercises, self-check tests, silent reading and writing, cruci-cruci (cross words), and maps. (LG)

FL

ED 094588

FL006290


BEST COPY AVAILABLE WAYS AND CUSTOMS

BAILES TÍPICOS DEL MUNDO HISPANO
(Typical Dances of the Spanish World)
Listening **Speaking** **Reading** **Writing**
Teacher's Booklet
First Edition

CUSTOMS
USOS Y COSTUMBRES

BEST COPY AVAILABLE INDIVIDUALIZING SPANISH FOR SPEAKERS OF ENGLISH

U.S. DEPARTMENT OF HEALTH,
EDUCATION & WELFARE
NATIONAL INSTITUTE OF
EDUCATION
THIS DOCUMENT HAS BEEN REPRODUCED EXACTLY AS RECEIVED FROM THE PERSON OR ORGANIZATION ORIGINATING IT. POINTS OF VIEW OR OPINIONS STATED DO NOT NECESSARILY REPRESENT OFFICIAL NATIONAL INSTITUTE OF EDUCATION POSITION OR POLICY.



DIVISION OF INSTRUCTION - Dade County Public Schools - Miami, Florida

TEACHER'S BOOKLET

TABLE OF CONTENTS

BAILES TIPICOS DEL MUNDO HISPANO

(TYPICAL DANCES OF THE SPANISH WORLD)

Instructions for the Teacher.....	1
Oral General Presentation of the Material in This Package	
Performance Objectives for Parts I, II and III.....	3
Part I	
Content.....	5
Picture A.....	7
Picture B.....	8
Picture C.....	9
Listening Comprehension and Speaking	
Self-Check Tests.....	10
Student's Sheet for the Listening	
Comprehension Self-Check Test.....	11
<u>Silent Reading and Writing</u>	
Performance Objectives.....	12
Content.....	13
Cruci-Cruci.....	16
Maps.....	17
Self-Check Test.....	20
Part II	
Content.....	21
Picture D.....	23
Picture E.....	24
Picture F.....	25
Listening Comprehension and Speaking	
Self-Check Tests.....	26

	Student's Sheet for the Listening	
	Comprehension Self-Check Test.....	27
	<u>Silent Reading and Writing</u>	
	Performance Objectives.....	28
	Content.....	29
	Cruci-Cruci.....	32
	Maps	33
	Self-Check Test.....	36
Part III	Content.....	37
	Picture G.....	39
	Picture H.....	40
	Picture I	41
	Listening Comprehension and Speaking	
	Self-Check Tests.....	42
	Student's Sheet for the Listening	
	Comprehension Self-Check Test.....	43
	<u>Silent Reading and Writing</u>	
	Performance Objectives.....	44
	Content.....	45
	Cruci-Cruci.....	48
	Maps	49
	Self-Check Test.....	52
	Instructions for the Self-Check Tests.....	53
II.	Answer Keys for Self-Check Tests and Exercises.....	54
III.	Vocabulary.....	57
IV.	Bibliographic References.Other References.....	57

INSTRUCTIONS FOR THE TEACHER

The materials of this program are written to individualize the instruction and to provide as much flexibility as possible for both the teacher and the student.

The materials can be used for large group, small group and individual work, and this facilitates more effective learning for the student. However, it should be clearly understood that direct teacher - student contact continues to be of primary importance.

LARGE GROUP

The term, "large group," refers to the entire class or to that portion of a class, 10-20 in number, which is working at the same rate.

SMALL GROUP

The term, "small group," refers to 3-5-6 etc. students who are at the same point of development in their studies. The students in small group activity are capable of studying together on their own without direct supervision after receiving specific instructions from the teacher. Small groups will spontaneously arise as an outgrowth of the large group instruction.

INDIVIDUAL WORK

This term refers to one student studying a set of materials at his own rate. He can progress as slowly or as rapidly as he is able. Under the teacher's direction he should be able to move through the materials in an orderly progression of study.

EXPLANATION OF THE CONTENT AND SUGGESTED PROCEDURES

This package, TYPICAL DANCES OF THE SPANISH WORLD, contains:

ORAL GENERAL PRESENTATION OF THE MATERIAL IN THIS PACKAGE

The purpose of this section is to teach the names of different Spanish countries and the names of some of their typical dances through listening-speaking, silent reading, and writing exercises. All the exercises have one main objective which is to teach the names of the countries and the names of some of their typical dances.

It is hoped that the Silent Reading and Writing will serve to clarify and reinforce the listening comprehension and speaking skills. Students should go to the Silent Reading and Writing after finishing each part of the Listening Comprehension and Speaking.

- I. Oral General Presentation of the Material in This Package. This presentation is on tape, and is suitable for large group, and small group instruction. Individual students can also use it, if preferred.
- II. Silent Reading and Writing for Parts 1, 2, and 3 of the Oral General Presentation.
- III. Answer Keys for Self-Check Tests and Exercises.
- IV. Vocabulary.
- V. Bibliographic References. Other References.

INDIVIDUALIZING SPANISH FOR SPEAKERS OF ENGLISH
 WAYS AND CUSTOMS (USOS Y COSTUMBRES)
BAILLES TÍPICOS DEL MUNDO HISPANO
 (TYPICAL DANCES OF THE SPANISH WORLD)
 PERFORMANCE OBJECTIVES FOR PARTS I, II and III
WHAT YOU ARE GOING TO LEARN

You are going to learn to understand and say the Spanish for each of the following names of countries and their typical dances:

Spain

The flamenco dance

Cuba

The rhumba

Mexico

The Mexican hat dance.

Colombia

The bambuco

Republic of Venezuela

The joropo

Argentina

The tango

The Dominican Republic

The merengue

Panama

The tamborito

Chile

The cueca

HOW YOU ARE GOING TO LEARN

You will listen to and repeat the Spanish names while you are looking at pictures of dances and the map of the country.

YOU WILL PROVE THAT YOU HAVE LEARNED IN THIS WAY

Within the time given by the tape you will:

1. Show that you understand the Spanish by choosing from each set of two names of Spanish typical dances that you hear, the one which corresponds with the name of the country that you read.
2. Show that you can speak in Spanish by saying in Spanish the name of one typical dance, after you hear the name of the country and look at the picture which represents that country.

Turn on the tape recorder and begin the work of the Oral General Presentation.

INDIVIDUALIZING SPANISH FOR SPEAKERS OF ENGLISH

WAYS AND CUSTOMS (USOS Y COSTUMBRES)BAILES TÍPICOS DEL MUNDO HISPANO

(TYPICAL DANCES OF THE SPANISH WORLD)

I. ORAL GENERAL PRESENTATION OF THE MATERIAL IN THIS PACKAGE

This presentation has three parts. In each you are going to learn the names of three different Spanish countries, and the names of some of their typical dances.

Before starting the work of Part 1 find out what you are going to learn. Turn to page 1. (Teacher's page 3). Stop the tape recorder.

PART 1 CONTENT

We are going to start with Spain, the mother country of the Spanish language. The next two countries will be Cuba and Mexico which are close to the United States, and with whose culture you are somewhat familiar.

You will hear this sound () as a cue for you to repeat.

Listen to and repeat the Spanish while you are looking at Picture A.

Spain - España
(cue)

España
(cue)

The flamenco dance - el baile flamenco
(cue)

el baile flamenco
(cue)

The flamenco dance, a dance from Andalucía, is one of the most popular dances of Spain. The flamenco is accompanied by the guitar, tambourine and castanets along with the enthusiastic hand clapping of the people watching the dancers.

The gypsies are the best dancers of the flamenco dance.

Listen to and repeat the Spanish while you are looking at Picture B.

Cuba - Cuba	(cue)	The rhumba - la rumba	(cue)
_____		_____	
Cuba	(cue)	la rumba	(cue)
_____		_____	

The rhumba is a dance of African origin and has a distinctive rhythm and is full of life. The maracas, gourds filled with pebbles, and claves, two rounded sticks struck against each other, produce the distinctive rhythm and sound of the rhumba.

Listen to and repeat the Spanish while you are looking at Picture C.

Mexico - México	(cue)	

México	(cue)	

The Mexican hat dance - el jarabe tapatío	(cue)

el jarabe tapatío	(cue)

The Mexican hat dance, It is the most famous of the Mexican folk dances. It is called the "Mexican hat dance" because in one part of the dance the Mexican woman dances in the rim of her partner's sombrero, the wide brimmed Mexican hat.

A







LISTENING COMPREHENSION SELF CHECK TEST

Read Instruction #1 on page 42 (Teacher's page 53). Stop the tape recorder.

Go to page 6 (Teacher's page 11). Number your paper from 1 to 3.

Let's begin:

- | | |
|-------------------------|----------------------|
| 1. a) el baile flamenco | 3. a) la rumba |
| b) la rumba | b) el jarabe tapatio |
| 2. a) el jarabe tapatio | |
| b) la rumba | |

LISTENING-SPEAKING SELF CHECK TEST

Read Instruction #2 on page 42 (Teacher's page 53). Stop the tape recorder.

Number your paper from 1 to 3.

Say in Spanish the name of the typical dance after you hear the name of the country and look at the picture. You will hear the correct response.

Let's begin:

- | | |
|--|---|
| 1. Picture A- España
_____ (cue)
El baile flamenco | 3. Picture C- México
_____ (cue)
El jarabe tapatio. |
| 2. Picture B- Cuba
_____ (cue)
La rumba | |

End of the tests.

Next you will begin the Silent Reading and Writing for this part. Turn to the next page to find out what you are going to learn. Stop the tape recorder.

STUDENT'S SHEET FOR THE LISTENING COMPREHENSION
SELF-CHECK TEST

1. Spain
2. Cuba
3. Mexico

BAILES TÍPICOS DEL MUNDO HISPANO

(TYPICAL DANCES OF THE SPANISH WORLD)

SILENT READING AND WRITING FOR PART 1

PERFORMANCE OBJECTIVES

WHAT YOU ARE GOING TO LEARN

You are going to learn to read and write the Spanish for the following names:

Spain

The flamenco dance

Mexico

The Mexican hat dance

Cuba

The rhumba

HOW YOU ARE GOING TO LEARN

You will look at and copy the written Spanish expressions found in a picture.

YOU WILL PROVE THAT YOU HAVE LEARNED IN THIS WAY

You will show that you know how to read and write in Spanish by:

1. Matching the names of the dances with the names of the countries given.
You will write the letters of your choice from the list of dances given.
2. Writing the name of the typical dance for each country given.

Turn to the next page and begin the Silent Reading and Writing.

SILENT READING AND WRITING CONTENT
BAILES TÍPICOS DEL MUNDO HISPANO
(TYPICAL DANCES OF THE SPANISH WORLD)

SILENT READING

Read silently the Spanish expressions in the picture below as many times as necessary for you to learn them. Notice the spelling of the words.



WRITING

Copy the Spanish expressions in the picture above as many times as necessary for you to learn them. Notice the spelling of the words. Use your own paper.

SILENT READING AND WRITING CONTENT
BAILLES TÍPICOS DEL MUNDO HISPANO
(TYPICAL DANCES OF THE SPANISH WORLD)

SILENT READING

Read silently the Spanish expressions in the picture below as many times as necessary for you to learn them. Notice the spelling of the words.



WRITING

Copy the Spanish expressions in the picture above as many times as necessary for you to learn them. Notice the spelling of the words. Use your own paper.

SILENT READING AND WRITING CONTENT
BAILLES TÍPICOS DEL MUNDO HISPANO
(TYPICAL DANCES OF THE SPANISH WORLD)

SILENT READING

Read silently the Spanish expressions in the picture below as many times as necessary for you to learn them. Notice the spelling of the words.



WRITING

Copy the Spanish expressions in the picture above as many times as necessary for you to learn them. Notice the spelling of the words. Use your own paper.

CRUCI-CRUCI

Draw the following Cruci-Cruci on your own paper. Fill in the squares on the left with the names of the countries given. Fill in the squares on the right with the names of the typical dance of each country.

1. España

el baile flamenco

3. México

el jarabe tapatío

2. Cuba

la rumba

1.

--	--	--	--	--	--	--	--

2.

3.

--	--	--	--	--	--	--	--

1.

--	--	--	--	--	--	--	--	--	--	--	--	--	--	--	--	--	--	--	--

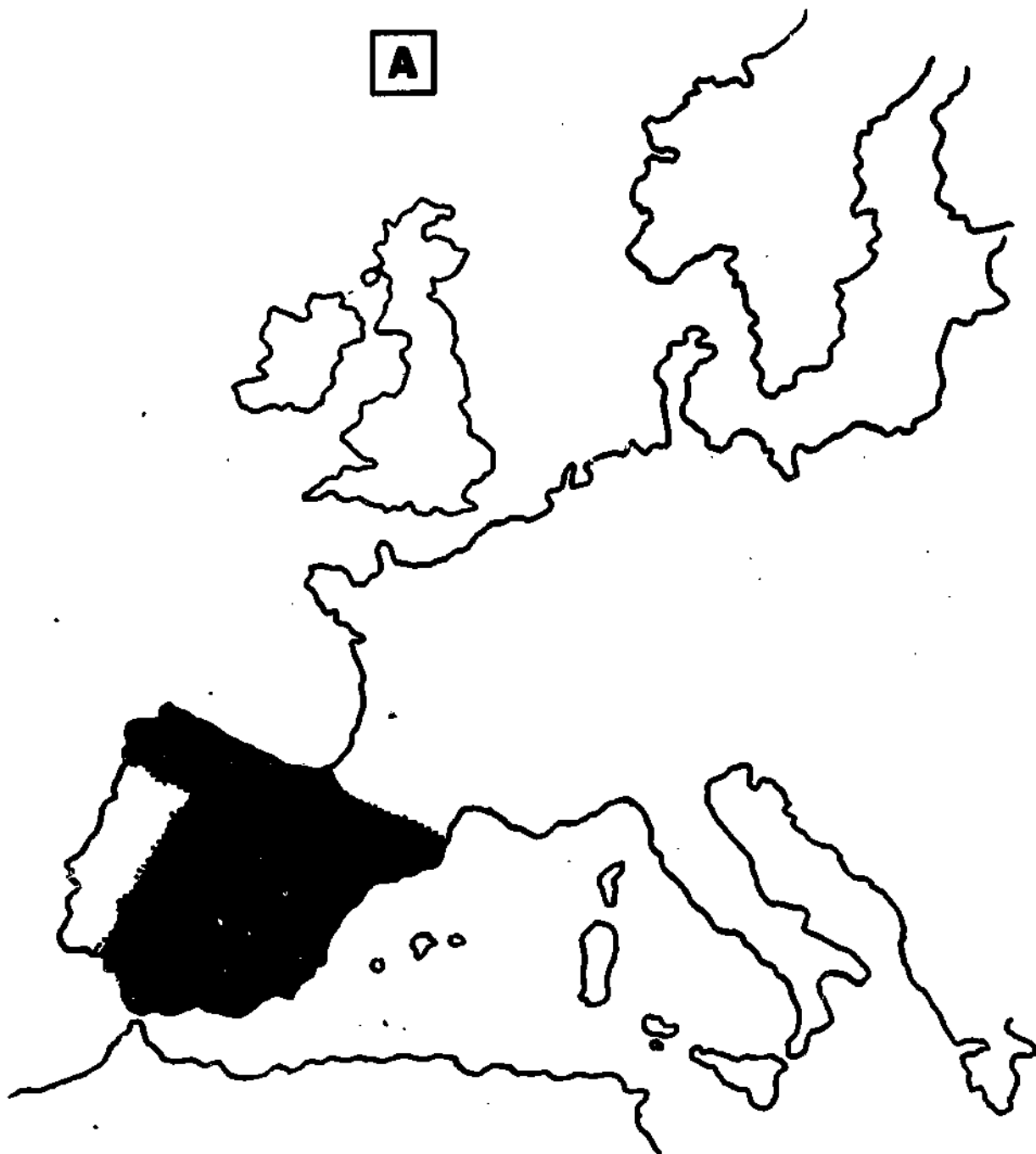
2.

3.

--	--	--	--	--	--	--	--	--	--	--	--	--	--	--	--	--	--	--	--	--

EXERCISES

Each of the following maps is labeled with a letter, such as Map A, Map B, etc. On your own paper write for each map the name of the country and its typical dance.



B



C



SELF-CHECK TEST

I. Number your paper from 1 to 3.

On the left are the names of three countries and on the right are the names of dances. On your paper write beside each number the letter of the dance which is typical of the country.

- | | |
|-----------|----------------------|
| 1. España | a) la rumba |
| 2. Cuba | b) el baile flamenco |
| 3. México | c) el jarabe tapatío |

II. Number your paper from 1 to 3 and copy the names of the countries given below. Under the name of each country write the name of its typical dance.

1. España
2. Cuba
- c. México

End of this cursillo.

PART 2 CONTENT

You are going to learn the names of three different Spanish countries:
Colombia, Venezuela and Argentina, and the names of their typical dances.

Listen to and repeat the Spanish while you are looking at Picture D.

Colombia - Colombia

 (cue)

Colombia

 (cue)

The bambuco - El bambuco

 (cue)

El bambuco

 (cue)

The bambuco is the national dance of Colombia and originated in the mountainous country of the interior. This folk dance is still performed in some section of the country by dancers dressed in traditional costumes.

Listen to and repeat the Spanish while you are looking at Picture E.

Republic of Venezuela - República de Venezuela

 (cue)

República de Venezuela

 (cue)

The joropo - el joropo

 (cue)

el joropo

 (cue)

The joropo is the most typical dance of Venezuela. It is a lively dance which is part of the local culture influenced by Indian, Spanish and Negro groups.

Listen to and repeat the Spanish while you are looking at Picture F.

Argentina - Argentina
(cue)

Argentina
(cue)

The tango - el tango
(cue)

el tango
(cue)

The tango often called the Argentine tango, originated in Buenos Aires.

The music is known for its broad sweeping rhythm and soft melody. The dance became popular in the 1920's in Europe and in the United States.

D



E



F



LISTENING COMPREHENSION SELF-CHECK TEST

Read Instruction #1 on page 42 (Teacher's page 53). Stop the tape recorder.
Go to page 19 (Teacher's page 27). Number your paper from 1 to 3.

Let's begin:

- | | | | |
|----|---------------|----|---------------|
| 1. | a) el bambuco | 3. | a) el tango |
| | b) el tango | | b) el bambuco |
| | | | |
| 2. | a) el tango | | |
| | b) el joropo | | |

LISTENING-SPEAKING SELF-CHECK TEST

Read Instruction #2 on page 42 (Teacher's page 53). Stop the tape recorder.
Number your paper from 1 to 3.

Let's begin:

- | | |
|-----------------------------------|-----------------------------------|
| 1. Picture D — Colombia
(cue) | 3. Picture F — Argentina
(cue) |
| _____ | _____ |
| El bambuco | El tango |
| | |
| 2. Picture E — Venezuela
(cue) | |
| _____ | |
| El joropo | |

End of the tests.

Next you will begin the Silent Reading and Writing for this part. Turn to the next page to find out what you are going to learn. Stop the tape recorder.

STUDENT'S SHEET FOR THE LISTENING COMPREHENSION SELF-CHECK TEST

1. Colombia

3. Argentina

2. Venezuela

BAILLES TÍPICOS DEL MUNDO HISPANO

(TYPICAL DANCES OF THE SPANISH WORLD)

SILENT READING AND WRITING FOR PART 2

PERFORMANCE OBJECTIVES

WHAT YOU ARE GOING TO LEARN

You are going to learn to read and write the Spanish for the following names:

ColombiaRepublic of VenezuelaArgentina

The bambuco

The joropo

The tango

HOW YOU ARE GOING TO LEARN

You will look at and copy the written Spanish expressions found in a picture.

YOU WILL PROVE THAT YOU HAVE LEARNED IN THIS WAY

You will show that you know how to read and write in Spanish by:

1. Matching the names of the dances with the names of the countries given.
You will write the letters of your choice from the list of dances given.
2. Writing the name of the typical dance for each country given.

Turn to the next page and begin the Silent Reading and Writing.

SILENT READING AND WRITING CONTENT
BAILES TÍPICOS DEL MUNDO HISPANO
(TYPICAL DANCES OF THE SPANISH WORLD)

SILENT READING

Read silently the Spanish expressions in the picture below as many times as necessary for you to learn them. Notice the spelling of the words.




WRITING

Copy the Spanish expressions from the picture above as many times as necessary for you to learn them. Notice the spelling of the words. Use your own paper.

SILENT READING AND WRITING CONTENT
BAILES TÍPICOS DEL MUNDO HISPANO
(TYPICAL DANCES OF THE SPANISH WORLD)

SILENT READING

Read silently the Spanish expressions in the picture below as many times as necessary for you to learn them. Notice the spelling of the words.



WRITING

Copy the Spanish expressions from the picture above as many times as necessary for you to learn them. Notice the spelling of the words. Use your own paper.

SILENT READING AND WRITING CONTENT
BAILLES TÍPICOS DEL MUNDO HISPANO
(TYPICAL DANCES OF THE SPANISH WORLD)

SILENT READING

Read silently the Spanish expressions in the picture below as many times as necessary for you to learn them. Notice the spelling of the words.

ARGENTINA

EL TANGO



WRITING

Copy the Spanish expressions from the picture above as many times as necessary for you to learn them. Notice the spelling of the words. Use your own paper.

CRUCI-CRUCI

Draw the following Cruci-Cruci on your own paper. Fill in the squares on the left with the names of the countries given.

Fill in the squares on the right with the names of the typical dance of each country.

1. Colombia

El bambuco

2. Venezuela

El joropo

3. Argentina

El tango

1. 

2. 

3. 

1. 

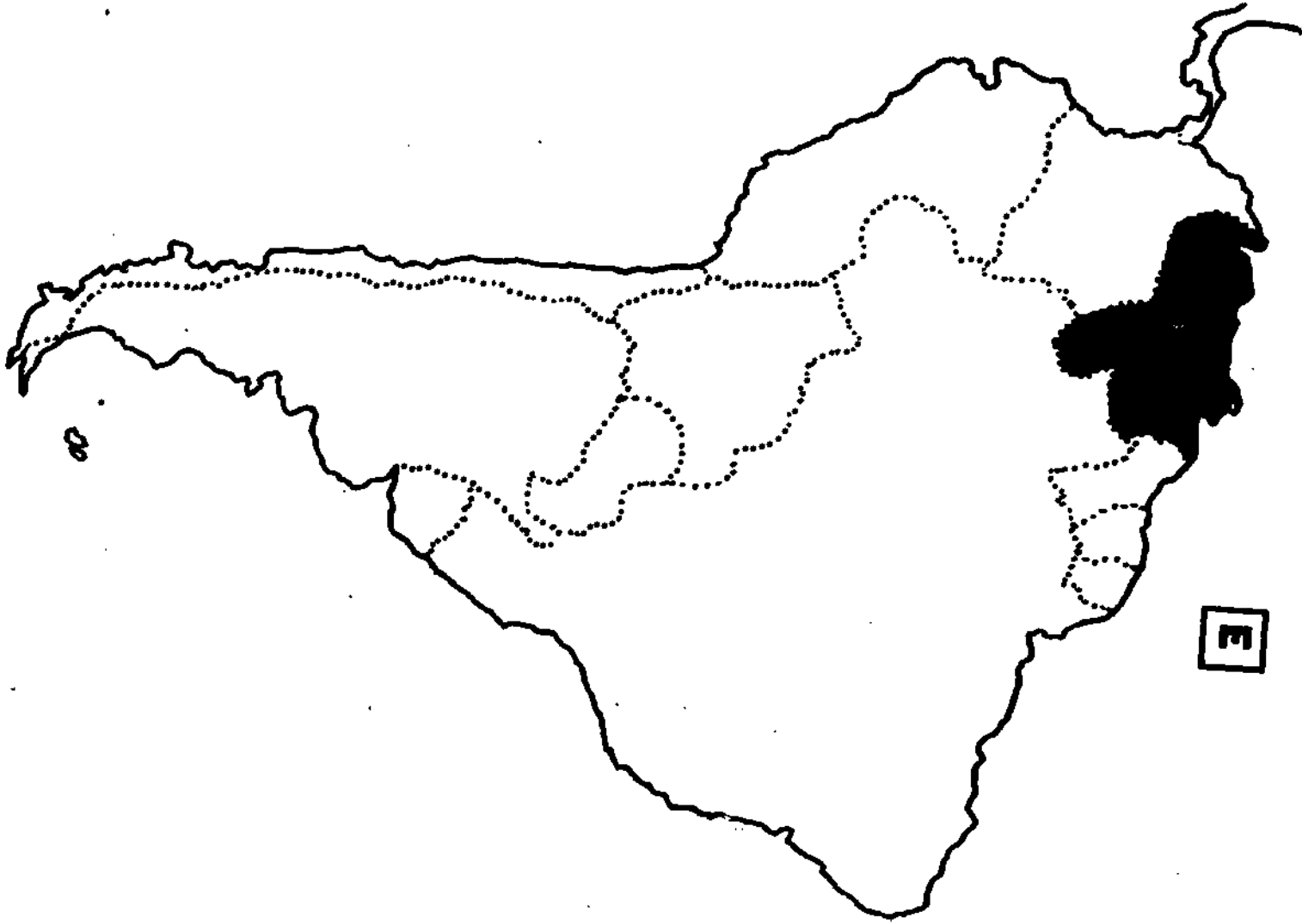
2. 

3. 

EXERCISES

Each of the following maps is labeled with a letter, such as Map D, Map E etc. On your own paper write for each map the name of the country and its typical dance.







SELF-CHECK TEST

I. Number your paper from one to three. On the left are the names of three countries and on the right are the names of dances. On your paper write beside each number the letter of the dance which is typical of the country.

- | | |
|--------------|-----------------|
| 1. Colombia | a) - el tango |
| 2. Venezuela | b) - el joropo |
| 3. Argentina | c) - el bambuco |

II. Number your paper from one to three and copy the names of the countries given below. Under the name of each country write the name of its typical dance.

1. Colombia
2. Venezuela
3. Argentina

End of this curso.

PART 3 CONTENT

You are going to learn the names of three different Spanish countries: The Dominican Republic, Panamá, and Chile and the names of their typical dances.

Listen to and repeat the Spanish while you are looking at Picture G.

The Dominican Republic - República Dominicana (cue)

República Dominicana (cue)

The merengue - el merengue (cue)

el merengue (cue)

The merengue is a typical Dominican dance. It originated in the rural areas but now it is danced also in the cities.

Listen to and repeat the Spanish while you are looking at Picture H.

Panamá - Panamá (cue) The tamborito - el tamborito (cue)

Panamá (cue) _____
el tamborito (cue)

The tamborito is the national dance of Panamá and is very colorful. The special dress of the girl dancer is called the pollera, and the costume of her partner is called the montuno. Drums and hand clapping accompany the dance.

Listen to and repeat the Spanish while you are looking at Picture I.

Chile - Chile

 (cue)

Chile

 (cue)

The cueca - la cueca

 (cue)

la cueca

 (cue)

The cueca or zamacueca occupies an outstanding position among the Chilean dances. It is the popular love dance or dance of conquest. It is a lively folk dance performed by couples swinging large handkerchiefs. The guitar and harps or both are the favorite musical instruments for this dance.

G



H





LISTENING COMPREHENSION SELF CHECK TEST

Read Instruction #1 on page 42 (Teacher's page 53). Stop the tape recorder.
Go to page 32 (Teacher's page 43). Number your paper from 1 to 3.

Let's begin:

- | | |
|--------------------|-------------------|
| 1. a) el merengue | 3. a) el merengue |
| b) la cueca | b) la cueca |
| 2. a) el tamborito | |
| b) la cueca | |

LISTENING SPEAKING SELF-CHECK TEST

Read Instruction #2 on page 42 (Teacher's page 53). Stop the tape recorder.
Number your paper from 1 to 3.

Let's begin:

1. Picture G - República Dominicana (cue)

- El merengue
2. Picture H - Panamá (cue)

- El tamborito
3. Picture I - Chile (cue)

- La cueca

End of the tests.

Next you will begin the Silent Reading and Writing for this part. Turn to the next page to find out what you are going to learn. Stop the tape recorder.

STUDENT'S SHEET FOR THE LISTENING COMPREHENSION
SELF CHECK TEST

1. The Dominican Republic
2. Panamá
3. Chile

BAILES TÍPICOS DEL MUNDO HISPANO

(TYPICAL DANCES OF THE SPANISH WORLD)

SILENT READING AND WRITING FOR PART 3

PERFORMANCE OBJECTIVES

WHAT YOU ARE GOING TO LEARN

You are going to learn to read and write the Spanish for the following names:

Dominican RepublicPanamaChile

The merengue

The tamborito

The cueca

HOW YOU ARE GOING TO LEARN

You will look at and copy the written Spanish expressions found in a picture.

YOU WILL PROVE THAT YOU HAVE LEARNED IN THIS WAY

You will show that you know how to read and write in Spanish by:


1. Matching the names of the dances with the names of the countries given.
You will write the letters of your choice from the list of dances given.
2. Writing the name of the typical dance for each country given.

Turn to the next page and begin the Silent Reading and Writing.

SILENT READING AND WRITING CONTENT
BAILLES TÍPICDS DEL MUNDO HISPAND
(TYPICAL DANCES OF THE SPANISH WDRLD)

SILENT READING

Read silently the Spanish expressions in the picture below as many times as necessary for you to learn them. Notice the spelling of the words.



WRITING

Copy the Spanish expressions from the picture above as many times as necessary for you to learn them. Notice the spelling of the words. Use your own paper.

SILENT READING AND WRITING CONTENT
BAILES TÍPICOS DEL MUNDO HISPANO
 (TYPICAL DANCES OF THE SPANISH WORLD)

SILENT READING

Read silently the Spanish expressions in the picture below as many times as necessary for you to learn them. Notice the spelling of the words.



WRITING

Copy the Spanish expressions from the picture above as many times as necessary for you to learn them. Notice the spelling of the words. Use your own paper.

SILENT READING AND WRITING CONTENT
BAILLES TÍPICOS DEL MUNDO HISPANO
(TYPICAL DANCES OF THE SPANISH WORLD)

SILENT READING

Read silently the Spanish expressions in the picture below as many times as necessary for you to learn them. Notice the spelling of the words.



WRITING

Copy the Spanish expressions in the picture above as many times as necessary for you to learn them. Notice the spelling of the words. Use your own paper.

CRUCI - CRUCI

Draw the following Cruci-Crucif on your own paper. Fill in the squares on the left with the names of the countries given. Fill in the squares on the right with the name of the typical dance of each country.

1. República Dominicana

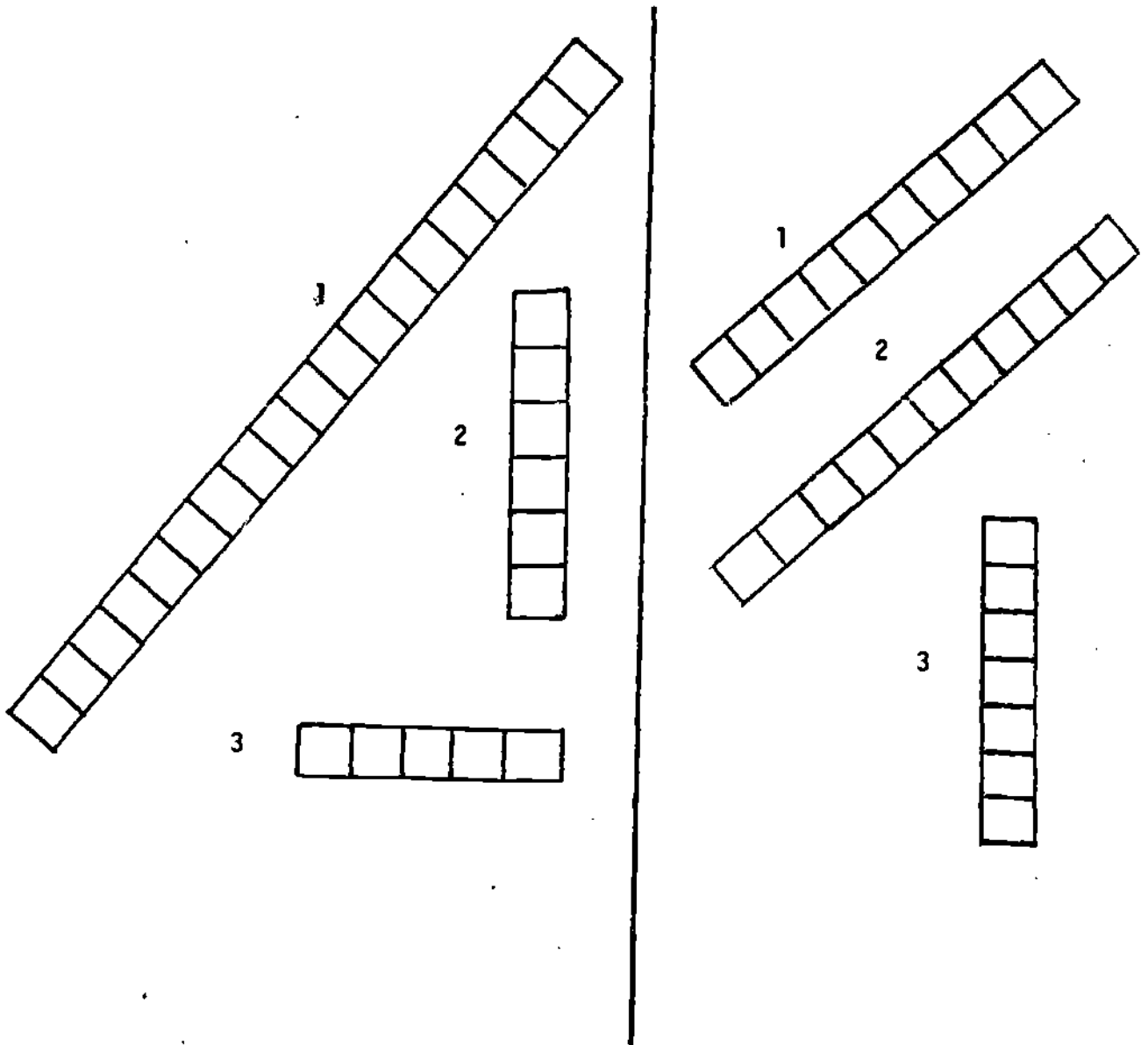
El merengue

2. Panamá

El tamborito

3. Chile

La cueca



EXERCISES

Each of the following maps is labeled with a letter, such as Map G, Map H, etc. On your own paper write for each map the name of the country and its typical dance.

G

H





SELF-CHECK TEST

- I. Number your paper from one to three. On the left are the names of the countries and on the right are the names of three dances. On your paper, write beside each number, the letter of the dance which is typical of the country.

- | | |
|-------------------------|-------------------|
| 1. República Dominicana | a) - la cueca |
| 2. Panamá | b) - el tamborito |
| 3. Chile | c) - el merengue |

- II. Number your paper from one to three and copy the names of the countries given below. Under the name of each country write the name of its typical dance.

1. República Dominicana
2. Panamá
3. Chile

End of this cursillo.

INSTRUCTIONS FOR THE SELF-CHECK TESTS

You will follow these instructions for all the Listening Comprehension and Speaking Self-Check Tests.

1 INSTRUCTIONS FOR THE LISTENING COMPREHENSION SELF-CHECK TEST

1. The tape will tell you to go to a certain page on this booklet.
2. On this page you will read numbered English expressions of the names of different countries.
3. Number your paper the same way.
4. For each number, the tape will give you two choices, a and b for the names of two Spanish dances.
5. In the time given by the tape, you are to write by each number the letter a or b, according to which dance corresponds to the name of the country on your paper.
6. After you finish this test, check your answers with your teacher's answer key.
7. Turn on the tape recorder and begin the test.

**2** INSTRUCTIONS FOR THE LISTENING-SPEAKING SELF-CHECK TEST

1. Number your paper according to what you are told on the tape.
2. You will hear the name of a country and you will say the name of a typical dance of this country within the time given by the tape.
3. After you say the name of the dance, you will then hear the correct answer on the tape.
4. If your answer is correct, write "yes" beside the number. If your answer is wrong, write "no."
5. After you finish this test, report your score to your teacher as he or she tells you.
6. Turn on the tape recorder and begin the test.

BAILES TÍPICOS DEL MUNDO HISPÁNICO
 (TYPICAL DANCES OF THE SPANISH WORLD)
 ANSWER KEYS (FOR THE TEACHER)

PART 1

LISTENING COMPREHENSION SELF-CHECK TEST

- | | |
|-------------------------|-------------------------|
| 1. a) el baile flamenco | 3. b) el jarabe tapatío |
| 2. b) la rumba | |

LISTENING-SPEAKING SELF-CHECK TEST

- | | |
|----------------------|----------------------|
| 1. El baile flamenco | 3. El jarabe tapatío |
| 2. La rumba | |

CRUCI-CRUCI

- | | |
|---------------------|---|
| 1. España or México | 1. El baile flamenco or el jarabe tapatío |
| 2. Cuba | 2. La rumba |
| 3. México or España | 3. El jarabe tapatío or el baile flamenco |

MAPS

- | | |
|-----------|-----------|
| A. España | C. México |
| B. Cuba | |

READING AND WRITING SELF-CHECK TEST

- I.
- | | |
|-------------------------|-------------------------|
| 1. b) El baile flamenco | 3. c) El jarabe tapatío |
| 2. a) La rumba | |
- II.
- | | |
|---------------------------------------|---------------------------------------|
| 1. <u>España</u>
El baile flamenco | 3. <u>México</u>
El jarabe tapatío |
| 2. <u>Cuba</u>
La rumba | |

PART 2

LISTENING COMPREHENSION SELF CHECK TEST

1. a) el bambuco
2. b) el joropo
3. a) el tango

LISTENING-SPEAKING SELF-CHECK TEST

1. el bambuco
2. el joropo
3. el tango

MAPS

- A. Colombia
- B. Venezuela
- C. Argentina

READING AND WRITING SELF-CHECK TEST

- I.
 1. c) el bambuco
 2. b) el joropo
 3. a) el tango
- II.
 1. Colombia
el bambuco
 2. Venezuela
el joropo
 3. Argentina
el tango

PART 3

LISTENING COMPREHENSION SELF-CHECK TEST

1. a) el merengue
2. a) el tamborito
3. b) la cueca

LISTENING-SPEAKING SELF-CHECK TEST

1. el merengue
2. el tamborito
3. la cueca

CRUCI - CRUCI

- | | |
|-------------------------|-----------------|
| 1. República Dominicana | 1. el merengue |
| 2. Panamá | 2. el tamborito |
| 3. Chile | 3. la cueca |

HAPS

- A. República Dominicana
- B. Panamá
- C. Chile

READING AND WRITING SELF CHECK TEST

- | | | |
|---|--|--|
| <ol style="list-style-type: none"> I. 1. c) el merengue 2. b) el tamborito 3. a) la cueca | <ol style="list-style-type: none"> II. 1. <u>República Dominicana</u>
el merengue 2. <u>Panamá</u>
el tamborito | <ol style="list-style-type: none"> 3. <u>Chile</u>
la cueca |
|---|--|--|

VOCABULARY

Argentina	Chile	joropo	tanborito
baile	del	la	tango
bailes	Dominicana	merengue	tapatio
bambuco	el	México	típicos
Colombia	España	mundo	usos
costumbres	flamenco	Panamá	Venezuela
Cuba	Hispano	República	y
cueca	Jarabe	rumba	

BIBLIOGRAPHIC REFERENCES

- Bakales J. Michael. Perspectives for Teachers of Latin American Culture. Springfield, Illinois. H. Hed Seely Foreign Language Supervisor, 1970.
- Cabat Louis, Cabat Robert. El Mundo Hispánico. Estudio de las Civilizaciones de España y Latinoamérica. New York. Los Angeles. Oxford Book Company Inc., 1970.
- Dickins, Guillermina. Dances of Mexico. Great Britain. Billing and Sons. Ltd. Guildford.
- Mooney X. Gertrude. Mexican Folk Dances for American Schools. Coral Gables, Florida. R. S. Boggs, Ph. D. 1957.
- The World Book Encyclopedia by Field Enterprises Educational Corporation. 1968.
- Zendegui, Guillermo de, Director, Revista Américas. División de Relaciones Culturales de la Secretaría General de la Organización de Estados Americanos, Washington, E.E.U.U.

Folk Songs and Dances of the Americas. Pan American Union. Washington D.C.

OTHER REFERENCES:

Personnel and airlines contacted in the community:

Viasa Aviation Company

Avianca Airline

Aero-Condor Airline

The Family Council, Coral Gables Youth Center: Dr. Roy Oliver, Director

Tourism Office of the Dominican Republic: Sra. Pastoriza, employee in charge

Tourism Office of Spain: Sra. Mercedes Amores, employee in charge

Tourism Office of Mexico: Sra. Dominguez, employee in charge

CONSULATES:

COLOMBIA: Roberto Garcia, Cónsul

Lfa Olarte, Vice-Cónsul

CHILE: Jorge Salazar, Cónsul

Sra. Soret, employee in charge

ARGENTINA: employee in charge

MEXICO: employee in charge

VENEZUELA: employee in charge

DOMINICAN REPUBLIC: Mr. Pastoriza, Vice-Cónsul

The following records may be used to accompany the information of each country listed:

Spain: ¡Mucho Flamenco! Songs And Dances From Andaluca. Montilla Records.
FI-18D 2s 12 in. 33 1/3 rpm.

Cuba: Rumbas Solamente Rumbas. Kubaney SMT-350 2S 12 in. 33 1/3 rpm.

Mexico: Fin De Fiesta. Dimsa Alta Fidelidad. DML-8436 2S 12 in. 33 1/3 rpm.

Colombia: Duo Cabrisas Farach. Canciones Latino Americanas. High Panart Records. Fidelity LP. 31D8 2S 12 in. 33 1/3 rpm.

Pan American Folk Dances. Pan American Union, Washington D. C. S.M.C.
Pro-Arte. SMC - 1D30 (Hi-Fi) Long Playing 2S 12 in. 33 1/3 rpm.

Venezuela: The Wonderful Latin-American Sound Of Venezuela. R.C.A. Victor International FPI-205 2S 12 in. 33 1/3 rpm.

Pan American Folk Dances. Pan American Union, Washington D. C. S.M.C.
Pro-Arte. SMC-1D30 (Hi-Fi) Long Playing 2S 12 in. 33 1/3 rpm.

Argentina: Tangos Inolvidables. Stereo Ibersound ID-500A 2S 12 in. 33 1/3 rpm.

The Dominican Republic: Te Digo Ahorita. Johnny Ventura y su Combo. Stereo M. Mate. II-003. 1972 2S 12 in. 33 1/3 rpm.

Pan-American Folk Dances Pan-American Union, Washington D. C. S.M.C.
Pro-Arte. S.M.C.- 1030 (Hi-Fi) Long Playing 2S 12 in. 33 1/3 rpm.

Panama: La Novia de América. Libertad Lamarque. Stereo R.C.A Victor M.K.S.- 1678 2S 12 in. 33 1/3 rpm.

Chile: Duo Cabrisas Farach. Canciones Latino Americanas. High Panart.
Records. Fidelity LP. 3103 2S 12 in. 33¹/₃ rpm.

Pan American Folk Dances. Pan American Union, Washington D. C.
S.M.C. Pro Arte S.M.C.-1030 (Hi-Fi) Long Playing 2S 12 in. 33¹/₃ rpm.


WAYS AND

CUSTOMS

BAILES TÍPICOS DEL MUNDO HISPANO
(Typical Dances of the Spanish World)
Listening **Speaking** **Reading** **Writing**
Student's Booklet
First Edition

USOS Y COSTUMBRES

**INDIVIDUALIZING SPANISH
FOR SPEAKERS OF ENGLISH**



■ **DIVISION OF INSTRUCTION** · Dade County Public Schools · Miami, Florida · ■

• • FL006290

STUDENT'S BOOKLET

TABLE OF CONTENTS

BAILLES TÍPICOS DEL MUNDO HISPÁNICO

(TYPICAL DANCES OF THE SPANISH WORLD)

Oral General Presentation of the Material in This Package	
Performance Objectives for Parts I, II and III.....	1
Part I	
Picture A.....	3
Picture B.....	4
Picture C.....	5
Student's Sheet for the Listening	
Comprehension Self-Check Test.....	6
<u>Silent Reading and Writing</u>	
Performance Objectives.....	7
Content.....	8
Cruci-Cruci.....	11
Maps.....	12
Self-Check Test.....	15
Part II	
Picture D.....	16
Picture E.....	17
Picture F.....	18
Student's Sheet for the Listening	
Comprehension Self-Check Test.....	19
<u>Silent Reading and Writing</u>	
Performance Objectives.....	20
Content.....	21
Cruci-Cruci.....	24
Maps.....	25

	Self Check Test.....	28
Part III	Picture G.....	29
	Picture H.....	30
	Picture I	31
	Student's Sheet for the Listening Comprehension Self-Check Test.....	32
	<u>Silent Reading and Writing</u>	
	Performance Objectives.....	33
	Content.....	34
	Cruci-Cruci.....	37
	Claps.....	38
	Self-Check Test.....	41
Instructions	for the Self-Check Tests.....	42

INDIVIDUALIZING SPANISH FOR SPEAKERS OF ENGLISH

WAYS AND CUSTOMS (USOS Y COSTUMBRES)BAILLES TÍPICAS DEL MUNDO HISPANO

(TYPICAL DANCES OF THE SPANISH WORLD)

PERFORMANCE OBJECTIVES FOR PARTS I, II and III

WHAT YOU ARE GOING TO LEARN

You are going to learn to understand and say the Spanish for each of the following names of countries and their typical dances:

Spain

The flamenco dance

Cuba

The rhumba

Mexico

The Mexican hat dance.

Colombia

The bambuco

Republic of Venezuela

The joropo

Argentina

The tango

The Dominican Republic

The merengue

Panama

The tamborito

Chile

The cueca

HOW YOU ARE GOING TO LEARN

You will listen to and repeat the Spanish names while you are looking at pictures of dances and the map of the country.

YOU WILL PROVE THAT YOU HAVE LEARNED IN THIS WAY

Within the time given by the tape you will:

1. Show that you understand the Spanish by choosing from each set of two names of Spanish typical dances that you hear, the one which corresponds with the name of the country that you read.
2. Show that you can speak in Spanish by saying in Spanish the name of one typical dance, after you hear the name of the country and look at the picture which represents that country.

Turn on the tape recorder and begin the work of the Oral General Presentation.

PART I

General Presentation of the Material Silent Reading and Writing Tests

A







STUDENT'S SHEET FOR THE LISTENING COMPREHENSION
SELF-CHECK TEST

1. Spain
2. Cuba
3. Mexico

BAILES TÍPICOS DEL MUNDO HISPANO

(TYPICAL DANCES OF THE SPANISH WORLD)

SILENT READING AND WRITING FOR PART 1

PERFORMANCE OBJECTIVES

WHAT YOU ARE GOING TO LEARN

You are going to learn to read and write the Spanish for the following names:

Spain

The flamenco dance

Mexico

The Mexican hat dance

Cuba

The rhumba

HOW YOU ARE GOING TO LEARN

You will look at and copy the written Spanish expressions found in a picture.

YOU WILL PROVE THAT YOU HAVE LEARNED IN THIS WAY

You will show that you know how to read and write in Spanish by:

1. Matching the names of the dances with the names of the countries given.
You will write the letters of your choice from the list of dances given.
2. Writing the name of the typical dance for each country given.

Turn to the next page and begin the Silent Reading and Writing.

SILENT READING AND WRITING CONTENT
BAILES TÍPICOS DEL MUNDO HISPANO
(TYPICAL DANCES OF THE SPANISH WORLD)

SILENT READING

Read silently the Spanish expressions in the picture below as many times as necessary for you to learn them. Notice the spelling of the words.



WRITING

Copy the Spanish expressions in the picture above as many times as necessary for you to learn them. Notice the spelling of the words. Use your own paper.

SILENT READING AND WRITING CONTENT

BAILLES TÍPICOS DEL MUNDO HISPÁNICO

(TYPICAL DANCES OF THE SPANISH WORLD)

SILENT READING

Read silently the Spanish expressions in the picture below as many times as necessary for you to learn them. Notice the spelling of the words.

WRITING

Copy the Spanish expressions in the picture above as many times as necessary for you to learn them. Notice the spelling of the words. Use your own paper.

SILENT READING AND WRITING CONTENT
BAILES TÍPICOS DEL MUNDO HISPANO
(TYPICAL DANCES OF THE SPANISH WORLD)

SILENT READING

Read silently the Spanish expressions in the picture below as many times as necessary for you to learn them. Notice the spelling of the words.



WRITING

Copy the Spanish expressions in the picture above as many times as necessary for you to learn them. Notice the spelling of the words. Use your own paper.

CRUCI-CRUCI

Draw the following Cruci-Cruci on your own paper. Fill in the squares on the left with the names of the countries given. Fill in the squares on the right with the names of the typical dance of each country.

1. España

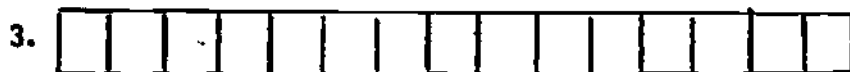
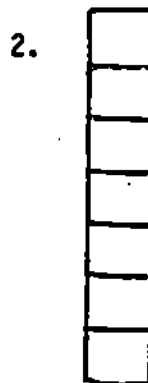
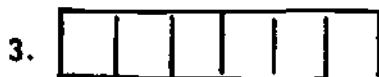
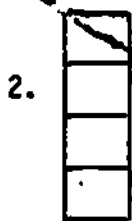
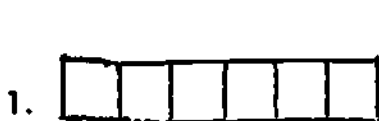
el baile flamenco

3. México

el jarabe tapatio

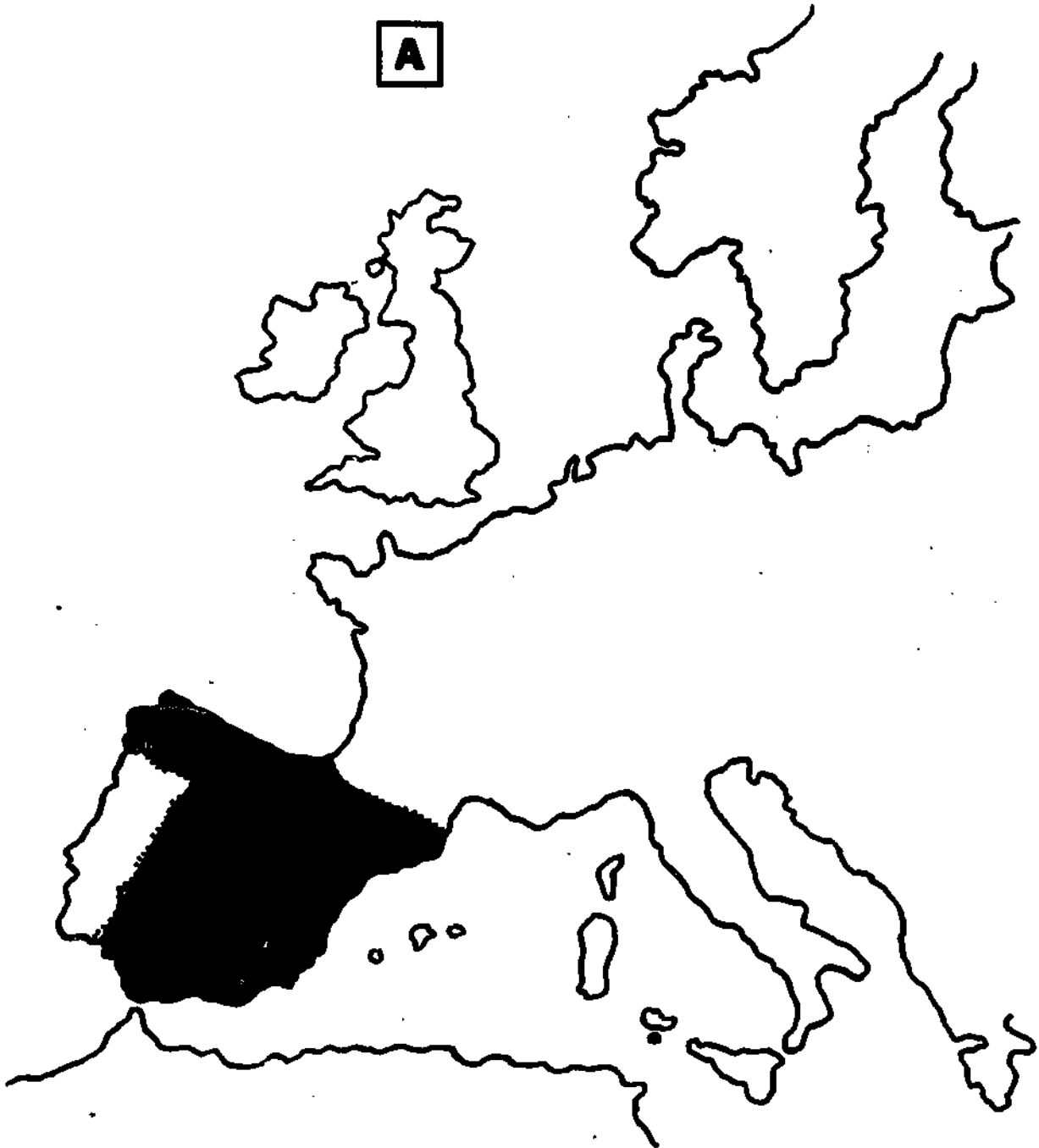
2. Cuba

la rumba



EXERCISES

Each of the following maps is labeled with a letter, such as Map A, Map B, etc. On your own paper write for each map the name of the country and its typical dance.



B



C



SELF-CHECK TEST

I. Number your paper from 1 to 3.

On the left are the names of three countries and on the right are the names of dances. On your paper write beside each number the letter of the dance which is typical of the country.

- | | |
|-----------|----------------------|
| 1. España | a) la rumba |
| 2. Cuba | b) el baile flamenco |
| 3. México | c) el jarabe tapatío |

II. Number your paper from 1 to 3 and copy the names of the countries given below. Under the name of each country write the name of its typical dance.

1. España
2. Cuba
- c. México

End of this cursillo.

PART II

D



E



F



STUDENT'S SHEET FOR THE LISTENING COMPREHENSION SELF-CHECK TEST

1. Colombia

3. Argentina

2. Venezuela

BAILES TÍPICOS DEL MUNDO HISPANO

(TYPICAL DANCES OF THE SPANISH WORLD)

SILENT READING AND WRITING FOR PART 2

PERFORMANCE OBJECTIVES

WHAT YOU ARE GOING TO LEARN

You are going to learn to read and write the Spanish for the following names:

ColombiaRepublic of VenezuelaArgentina

The bambuco

The joropo

The tango

HOW YOU ARE GOING TO LEARN

You will look at and copy the written Spanish expressions found in a picture.

YOU WILL PROVE THAT YOU HAVE LEARNED IN THIS WAY

You will show that you know how to read and write in Spanish by:

1. Matching the names of the dances with the names of the countries given.
You will write the letters of your choice from the list of dances given.
2. Writing the name of the typical dance for each country given.

Turn to the next page and begin the Silent Reading and Writing.


SILENT READING AND WRITING CONTENT

BAILLES TÍPICOS DEL MUNDO HISPANO

(TYPICAL DANCES OF THE SPANISH WORLD)

SILENT READING

Read silently the Spanish expressions in the picture below as many times as necessary for you to learn them. Notice the spelling of the words.


WRITING

Copy the Spanish expressions from the picture above as many times as necessary for you to learn them. Notice the spelling of the words. Use your own paper.

SILENT READING AND WRITING CONTENT
BAILLES TÍPICOS DEL MUNDO HISPANO
(TYPICAL DANCES OF THE SPANISH WORLD)

SILENT READING

Read silently the Spanish expressions in the picture below as many times as necessary for you to learn them. Notice the spelling of the words.



WRITING

Copy the Spanish expressions from the picture above as many times as necessary for you to learn them. Notice the spelling of the words. Use your own paper.

SILENT READING AND WRITING CONTENT
BAILES TÍPICOS DEL MUNDO HISPANO
(TYPICAL DANCES OF THE SPANISH WORLD)

SILENT READING

Read silently the Spanish expressions in the picture below as many times as necessary for you to learn them. Notice the spelling of the words.



WRITING

Copy the Spanish expressions from the picture above as many times as necessary for you to learn them. Notice the spelling of the words. Use your own paper.

CRUCI-CRUCI

Draw the following Cruci-Cruci on your own paper. Fill in the squares on the left with the names of the countries given.

Fill in the squares on the right with the names of the typical dance of each country.

1. Colombia

El bambuco

2. Venezuela

El joropo

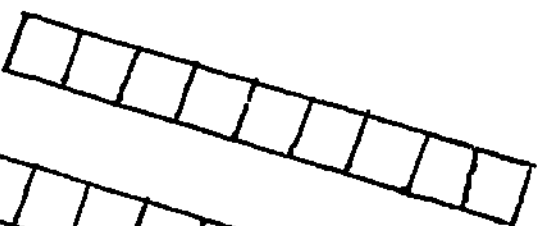
3. Argentina


El tango


1. 

2. 

3. 

1. 

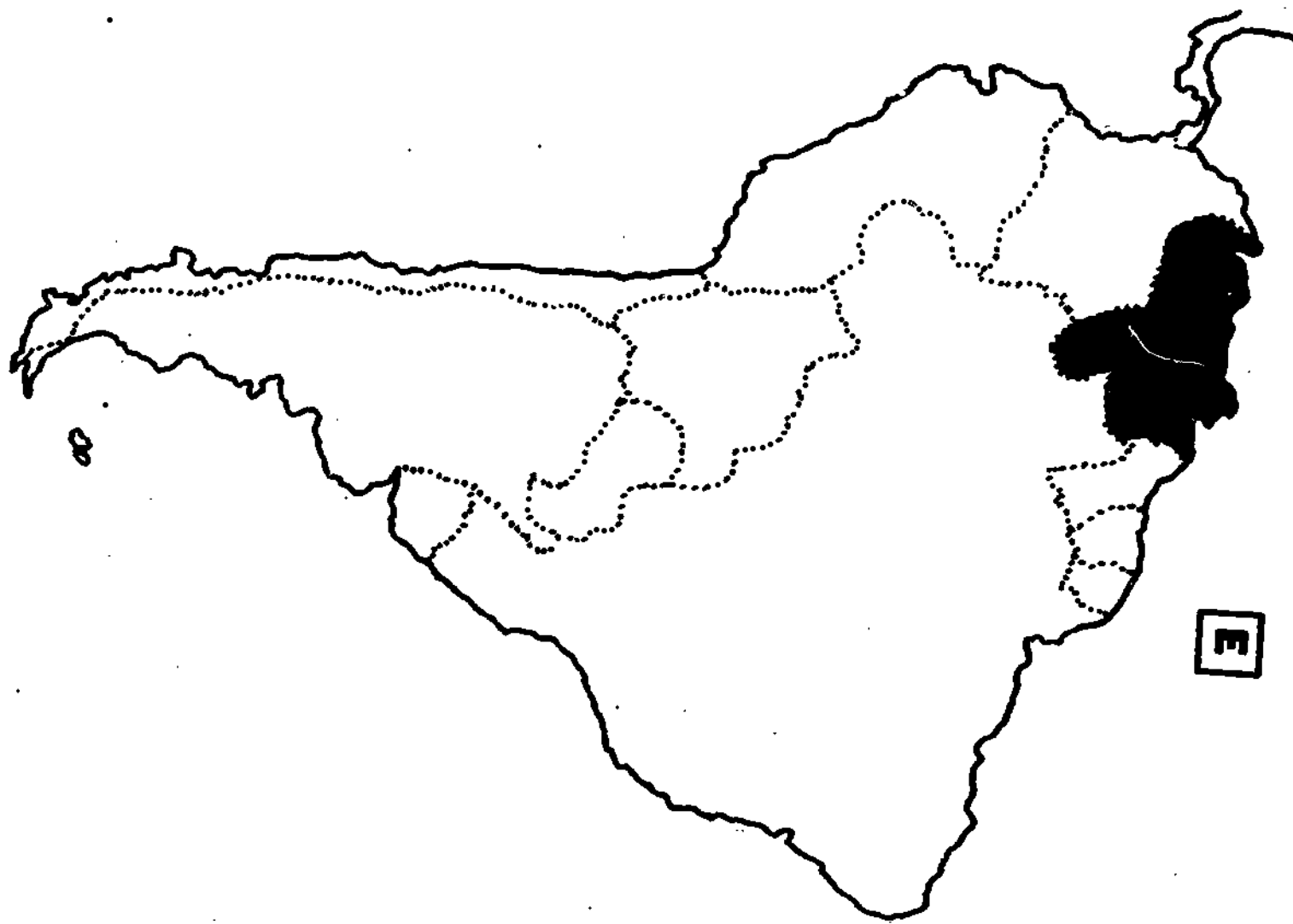
2. 

3. 

EXERCISES

Each of the following maps is labeled with a letter, such as Map D, Map E etc. On your own paper write for each map the name of the country and its typical dance.







SELF-CHECK TEST

I. Number your paper from one to three. On the left are the names of three countries and on the right are the names of dances. On your paper write beside each number the letter of the dance which is typical of the country.

- | | |
|--------------|-----------------|
| 1. Colombia | a) - el tango |
| 2. Venezuela | b) - el joropo |
| 3. Argentina | c) - el bambuco |

II. Number your paper from one to three and copy the names of the countries given below. Under the name of each country write the name of its typical dance.

1. Colombia
2. Venezuela
3. Argentina

End of this cursillo.

PART III

G



H





STUDENT'S SHEET FOR THE LISTENING COMPREHENSION
SELF CHECK TEST

1. The Dominican Republic
2. Panama
3. Chile

BAILES TÍPICOS DEL MUNDO HISPANO

(TYPICAL DANCES OF THE SPANISH WORLD)

SILENT READING AND WRITING FOR PART 3

PERFORMANCE OBJECTIVES

WHAT YOU ARE GOING TO LEARN

You are going to learn to read and write the Spanish for the following names:

Dominican RepublicPanamaChile

The merengue

The tamborito

The cueca

HOW YOU ARE GOING TO LEARN

You will look at and copy the written Spanish expressions found in a picture.

YOU WILL PROVE THAT YOU HAVE LEARNED IN THIS WAY

You will show that you know how to read and write in Spanish by:

1. Matching the names of the dances with the names of the countries given.
You will write the letters of your choice from the list of dances given.
2. Writing the name of the typical dance for each country given.

Turn to the next page and begin the Silent Reading and Writing.

SILENT READING AND WRITING CONTENT
BAILES TÍPICOS DEL MUNDO HISPANO
(TYPICAL DANCES OF THE SPANISH WORLD)

SILENT READING

Read silently the Spanish expressions in the picture below as many times as necessary for you to learn them. Notice the spelling of the words.




WRITING

Copy the Spanish expressions from the picture above as many times as necessary for you to learn them. Notice the spelling of the words. Use your own paper.

SILENT READING AND WRITING CONTENT
BAILLES TÍPICOS DEL MUNDO HISPANO
(TYPICAL DANCES OF THE SPANISH WORLD)

SILENT READING

Read silently the Spanish expressions in the picture below as many times as necessary for you to learn them. Notice the spelling of the words.



WRITING

Copy the Spanish expressions from the picture above as many times as necessary for you to learn them. Notice the spelling of the words. Use your own paper.

SILENT READING AND WRITING CONTENT
BAILES TÍPICOS DEL MUNDO HISPANO
(TYPICAL DANCES OF THE SPANISH WORLD)

SILENT READING

Read silently the Spanish expressions in the picture below as many times as necessary for you to learn them. Notice the spelling of the words.



WRITING

Copy the Spanish expressions in the picture above as many times as necessary for you to learn them. Notice the spelling of the words. Use your own paper.

CRUCI - CRUCI

Draw the following Cruci-Cruci on your own paper. Fill in the squares on the left with the names of the countries given. Fill in the squares on the right with the name of the typical dance of each country.

1. República Dominicana

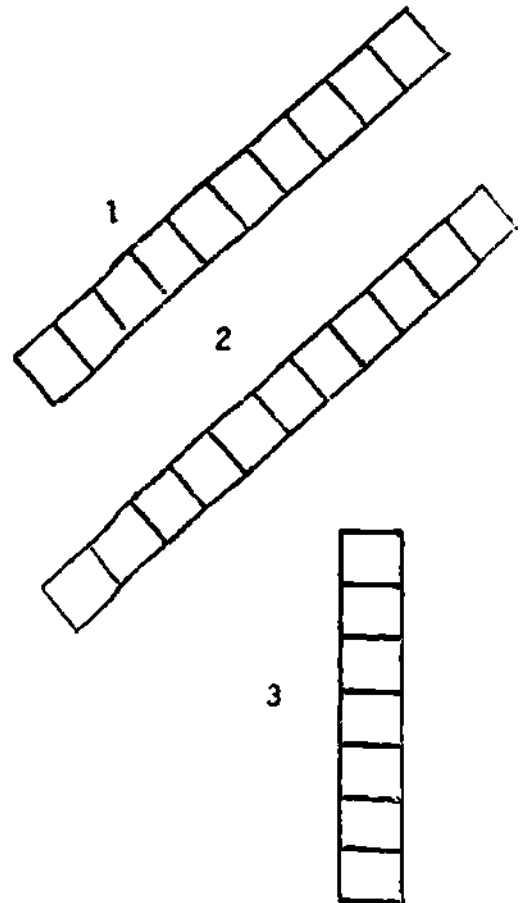
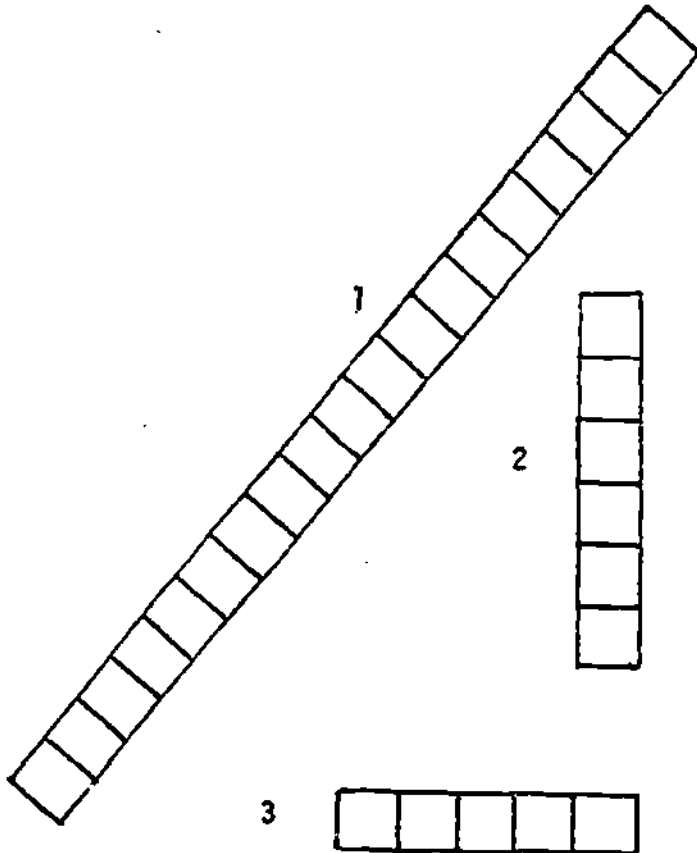
2. Panamá

3. Chile

El merengue

El tamborito

La cueca



EXERCISES

Each of the following maps is labeled with a letter, such as Map G, Map H, etc. On your own paper write for each map the name of the country and its typical dance.

G

H





SELF-CHECK TEST

I. Number your paper from one to three. On the left are the names of the countries and on the right are the names of three dances. On your paper, write beside each number, the letter of the dance which is typical of the country.

- | | |
|-------------------------|-------------------|
| 1. República Dominicana | a) - la cueca |
| 2. Panamá | b) - el tamborito |
| 3. Chile | c) - el merengue |

II. Number your paper from one to three and copy the names of the countries given below. Under the name of each country write the name of its typical dance.

1. República Dominicana
2. Panamá
3. Chile


End of this cursillo.

INSTRUCTIONS FOR THE SELF-CHECK TESTS

You will follow these instructions for all the Listening Comprehension and Speaking Self-Check Tests.

1 INSTRUCTIONS FOR THE LISTENING COMPREHENSION SELF-CHECK TEST

1. The tape will tell you to go to a certain page on this booklet.
2. On this page you will read numbered English expressions of the names of different countries.
3. Number your paper the same way.
4. For each number, the tape will give you two choices, a and b for the names of two Spanish dances.
5. In the time given by the tape, you are to write by each number the letter a or b, according to which dance corresponds to the name of the country on your paper.
6. After you finish this test, check your answers with your teacher's answer key.
7. Turn on the tape recorder and begin the test.



2 INSTRUCTIONS FOR THE LISTENING-SPEAKING SELF-CHECK TEST

1. Number your paper according to what you are told on the tape.
2. You will hear the name of a country and you will say the name of a typical dance of this country within the time given by the tape.
3. After you say the name of the dance, you will then hear the correct answer on the tape.
4. If your answer is correct, write "yes" beside the number. If your answer is wrong, write "no."
5. After you finish this test, report your score to your teacher as he or she tells you.
6. Turn on the tape recorder and begin the test.