

DOCUMENT RESUME

ED 094 582

FL 006 284

TITLE Las Prendas de Vestir (The Articles of Clothing).
Teacher's and Student's Booklets, First Edition.

INSTITUTION Dade County Public Schools, Miami, Fla.

NOTE 62p.

EDRS PRICE MF-\$0.75 HC-\$3.15 PLUS POSTAGE

DESCRIPTORS Audiolingual Skills; Audiovisual Aids; English;
*Individualized Instruction; *Instructional
Materials; Language Instruction; Language Programs;
Listening Comprehension; *Programed Texts; *Second
Language Learning; *Spanish; Tape Recordings

IDENTIFIERS *Individualizing Spanish for Speakers of English;
ISSE

ABSTRACT

The materials of this program are written to individualize the teaching of Spanish to English speakers, and are designed to provide as much flexibility as possible for both the teacher and student. The materials can be used for large groups, small groups, and individual work, although direct teacher-student contact is considered to be beneficial. This package is focused on a conversation about the articles of clothing. The materials included in the package are a teacher's booklet, a student's booklet, and tapes. The teacher's booklet contains specific instructions, the written copy of the taped oral presentation of the material as well as the oral reading, reading and writing tests, and "cursillos" (learning modules) included in the student's booklet. The student's booklet contains two sections. Section A, divided into five parts, comprises: (1) listening comprehension and speaking tests (part 1 of the tape); (2) oral presentation of the material in the package (part 2 of the tape); (3) oral reading (part 3 of the tape); (4) reading and writing tests; (5) silent reading and writing, three "cursillos." Section C contains instructions and reading and writing exercises that do not have performance objectives or self-check tests, because they are intended to be used for additional practice or enrichment. (LG)

ED 094582

FL006284

**LAS PRENDAS DE VESTIR
(The Articles of Clothing)**

Listening Speaking Reading Writing

Teacher's Booklet

First Edition

TRUNK

**INDIVIDUALIZING SPANISH
FOR SPEAKERS OF ENGLISH**



U.S. DEPARTMENT OF HEALTH
EDUCATION & WELFARE
NATIONAL INSTITUTE OF
EDUCATION
THIS DOCUMENT HAS BEEN REPRODUCED FROM THE BEST AVAILABLE COPY THROUGH THE NATIONAL CENTER FOR EDUCATIONAL RESEARCH. POINTS OF VIEW OR OPINIONS STATED DO NOT REPRESENT THE OFFICIAL POSITION OR POLICY OF THE NATIONAL INSTITUTE OF EDUCATION.

DIVISION OF INSTRUCTION-Dade County Public Schools-Miami, Florida

TEACHER'S BOOKLET
TABLE OF CONTENTS
LAS PRENDAS DE VESTIR
(THE ARTICLES OF CLOTHING)

Instructions for the Teacher 1

SECTION A

I.	Listening Comprehension and Speaking Tests	4
II.	Oral General Presentation of the Material in This Package.	
	Pictures A, B and C.10
III.	Oral Reading13
IV.	Reading and Writing Tests.16
V.	Silent Reading and Writing: three <u>cursillos</u>	
	Instructions18
	Cursillo #1 Performance Objectives18
	Content.19
	Cursillo #2 Performance Objectives21
	Content.22
	Cursillo #3 Performance Objectives24
	Content.25

SECTION C

I.	Apply What You Have Learned	
	Instructions27
	Silent Reading and Writing	
	Content.27
II.	Answer Keys for the Tests and Exercises of Sections A and C.30
III.	Vocabulary for Sections A and C.33
IV.	Bibliographic Cross References34

INSTRUCTIONS FOR THE TEACHER

The materials of this program are written to individualize the instruction and to provide as much flexibility as possible for both the teacher and the student.

The materials can be used for large group, small group and individual work, and this facilitates more effective learning for the student. However, it should be clearly understood that direct teacher-student contact continues to be of primary importance.

LARGE GROUP

The term, "large group," refers to the entire class or to that portion of a class, 10-20 in number, which is working at the same rate.

SMALL GROUP

The term, "small group," refers to 3-5-6 etc., students who are at the same point of development in their studies. The students in small group activity are capable of studying together on their own without direct supervision after receiving specific instructions from the teacher. Small groups will spontaneously arise as an outgrowth of the large group instruction.

INDIVIDUAL WORK

This term refers to one student studying a set of materials at his own rate. He can progress as slowly or as rapidly as he is able. Under the teacher's direction he should be able to move through the materials in an orderly progression of study.

EXPLANATION OF THE CONTENT AND SUGGESTED PROCEDURES

This package, LAS PRENDAS DE VESTIR (The Articles of Clothing), contains:

SECTION A

The purpose of this section is to teach "the articles of clothing" through listening-speaking, oral reading and writing exercises. All the exercises have one main objective which is to teach the material of this package. It is hoped that the Oral Reading will serve to clarify and reinforce the listening comprehension and speaking skills. Students should go to the Silent Reading and Writing Cursillos after the Oral Reading. These cursillos have their own objectives.

Section A has:

- I. Listening Comprehension and Speaking Tests suitable for large group, small group and individual work. (Part 1 of the tape). Each teacher has to decide if he or she will use these tests as pretests, posttests or both. 80% minimum proficiency is required to pass these tests. The student who passes both the Listening Comprehension and Speaking Tests should be encouraged to take the Oral Reading and the Silent Reading and Writing Cursillos of this section.

If a student does not pass both tests or passes only one of them, he should study the Oral General Presentation of the Material in This Package.
- II. Oral General Presentation of the Material in This Package. (Part 2 of the tape). This presentation is on tape and is suitable for large group, small group and individual work.

- III. Oral Reading. (Part 3 of the tape). It presents the same material taught in the Oral General Presentation. It should be given before the Silent Reading and Writing Cursillos and Tests. It is suitable for large group, small group and individual work.
- IV. Reading and Writing Tests suitable for large group, small group and individual work. 80% minimum proficiency is required to pass these tests.
- V. Silent Reading and Writing: three cursillos. These cursillos consist of exercises for silent reading and writing that cover all the material of the Oral General Presentation. This cursillo is suitable for large group, small group and individual work.

SECTION C

This section of the package contains instructions and reading and writing exercises. These exercises do not have performance objectives or self-check tests, because they are intended to be used for additional practice and enrichment. This offers the student the opportunity to apply what he has learned. These exercises are suitable for large group, small group and individual work.

- I. Apply What You Have Learned.
- II. Answer Keys for Tests and Exercises of Sections A and C.
- III. Vocabulary for Sections A and C.
- IV. Bibliographic Cross References

SECTION A

General Presentation of the Material Oral Reading Writing Tests

INDIVIDUALIZING SPANISH FOR SPEAKERS OF ENGLISH

LAS PRENDAS DE VESTIR

(THE ARTICLES OF CLOTHING)

TAPE #1

This tape is divided into three parts: 1) the Listening Comprehension and Speaking Tests, 2) the Oral General Presentation of the Material in This Package, and 3) the Oral Reading.

(PART 1 OF THE TAPE)

I. LISTENING COMPREHENSION AND SPEAKING TESTS

There are two tests, one for listening comprehension and one for listening speaking. Do not open the booklet until you are told to do so by the tape. You will need pencil and paper.

You must answer correctly at least eight items in the Listening Comprehension Test and eight items in the Listening-Speaking Test in order to pass them.

You can take these tests with your teacher or you can take them alone. If you take them alone, keep a record of your answers and check with your teacher.

You are going to work with articles of clothing.

Listening Comprehension

Write the English for each of the following Spanish expressions within the time given by the tape. Check your answers with your teacher's answer key. Number your paper from 1 to 10.

Let's begin:

1. la camisa (cue) _____ 2. los pantalones (cue) _____

3. el traje (cue) _____
4. el cinturón (cue) _____
5. los zapatos (cue) _____
6. la blusa (cue) _____
7. la saya (cue) _____
8. el vestido (cue) _____
9. la trusa (cue) _____
10. la chaqueta (cue) _____

Listening-Speaking

You will say the Spanish for an English expression within the time given by the tape, and then you will hear the correct response. If your answer is correct, write "yes" beside the number of the item. If your answer is wrong, write "no" beside the number. You are responsible for checking this test and for reporting the results to your teacher as he or she directs.

Number your paper from 1 to 10. Say the Spanish for each of the following:

Example: You hear: the shirt (cue)
 You say: la camisa
 Correct response: la camisa

Let's begin:

- | | |
|---|--|
| 1. the shirt
_____ (cue)
la camisa | 5. the shoes
_____ (cue)
los zapatos |
| 2. the pants
_____ (cue)
los pantalones | 6. the blouse
_____ (cue)
la blusa |
| 3. the suit
_____ (cue)
el traje | 7. the skirt
_____ (cue)
la saya |
| 4. the belt
_____ (cue)
el cinturón | 8. the dress
_____ (cue)
el vestido |

9. the bathing suit
_____ (cue)

La trusa

10. the jacket
_____ (cue)

La chaqueta

End of the tests.

If you passed these tests, go to the Oral Reading on page 4 of your booklet (Teacher's page 13) and on Part 3 of this tape.

If you did not pass these tests, study the material of the Oral General Presentation which is on Part 2 of this tape.

(PART 2 OF THE TAPE)

II. ORAL GENERAL PRESENTATION OF THE MATERIAL IN THIS PACKAGE

Do not open your booklet until you are told to do so by the tape.

You are going to learn the Spanish for the articles of clothing. This presentation will be divided into three parts: Section A) the articles of clothing for boys and men; Section B) the articles of clothing for girls and women, and Section C the miscellaneous articles of clothing for both boys and girls (men and women).

The articles of clothing will be numbered in each picture. You will be asked to look at each article of clothing while you listen to the Spanish for it. You will repeat each Spanish expression after you hear it the second time. You will hear this sound () as a cue for you to repeat.

Open your booklet to page 1.

Section A:

ARTICLES OF CLOTHING FOR BOYS AND (MEN): PICTURE A

Let's begin:

- | | | |
|--|--|--|
| #1. la camisa
la camisa
(cue)
_____ | #4. la corbata
la corbata
(cue)
_____ | #7. el cinturón
el cinturón
(cue)
_____ |
| #2. los pantalones
los pantalones
(cue)
_____ | #5. las medias
las medias
(cue)
_____ | #8. la billetera
la billetera
(cue)
_____ |
| #3. el traje
el traje
(cue)
_____ | #6. los zapatos
los zapatos
(cue)
_____ | #9. la trusa
la trusa
(cue)
_____ |

Section B:

ARTICLES OF CLOTHING FOR GIRLS AND (WOMEN): PICTURE B

Let's begin:

#1. la blusa

la blusa
(cue)

#5. los zapatos

los zapatos
(cue)

#2. la saya

la saya
(cue)

#6. las medias

las medias
(cue)

#3. el vestido

el vestido
(cue)

#7. la cartera

la cartera
(cue)

#4. los pantalones

los pantalones
(cue)

#8. la trusa

la trusa
(cue)

Section C:

MISCELLANEOUS ARTICLES OF CLOTHING FOR BOYS AND GIRLS (MEN AND WOMEN): PICTURE C

Let's begin:

#1. la bufanda

la bufanda
(cue)

#3. los guantes

los guantes
(cue)

#2. el pañuelo

el pañuelo
(cue)

#4. el sombrero

el sombrero
(cue)

#5. el suéter
 el suéter (cue)

#7. el abrigo
 el abrigo (cue)


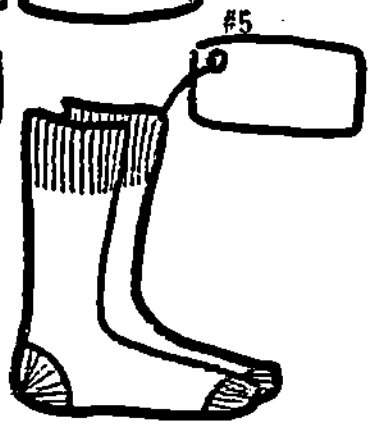


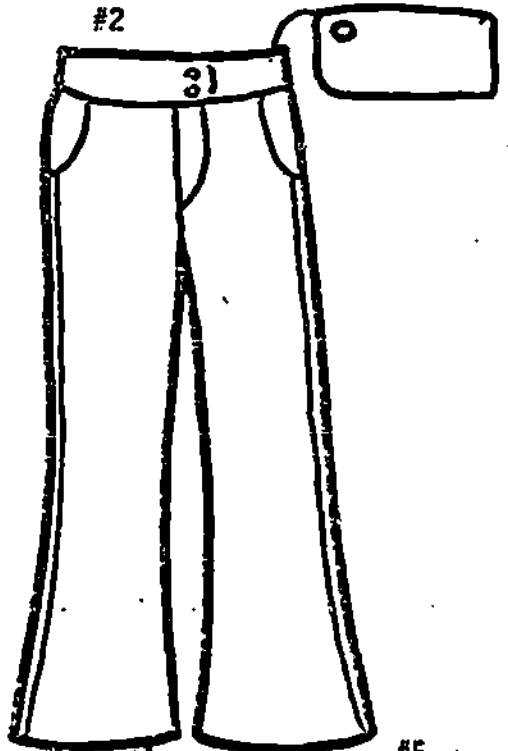
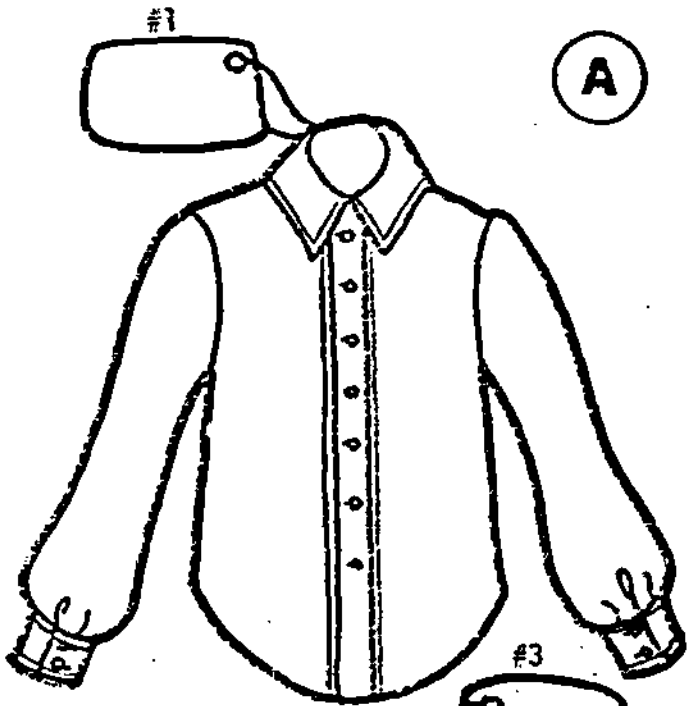
#6. la chaqueta
 la chaqueta (cue)


End of the presentation.

Ask your teacher to help you in deciding whether you should take the Tests for Listening Comprehension and Speaking (Part 1 of this tape), go to the Oral Reading on page 4 of your booklet (Teacher's page 13) and on Part 3 of this tape, or go to the Silent Reading and Writing Cursillos beginning on page 9 of your booklet (Teacher's page 18).


Stop the tape recorder.

A





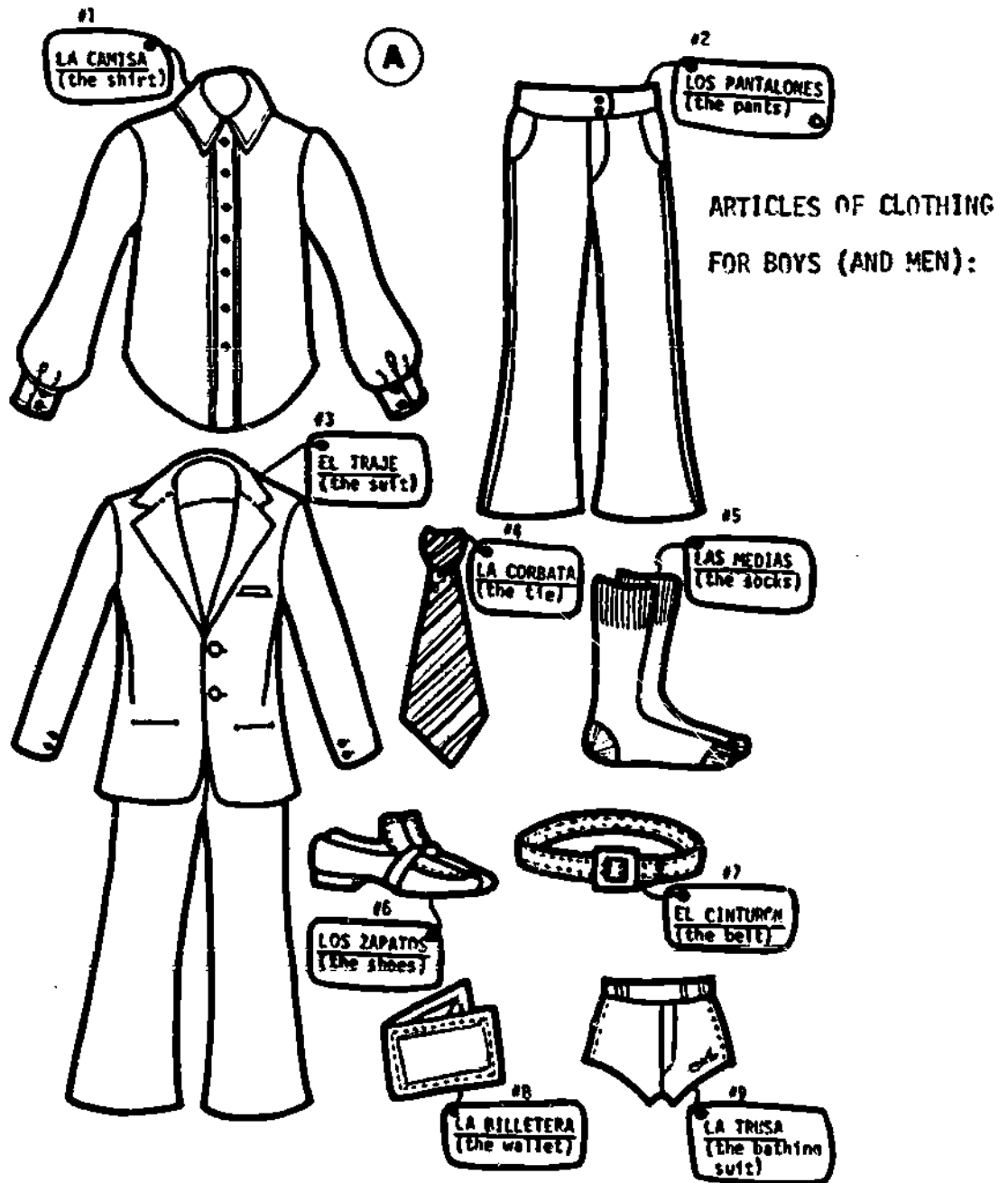
C



III. ORAL READING

Time will be given on the tape for you to repeat the Spanish after you read each expression silently while listening to it on tape.


Section A:



- * Another common expression for "wallet" is la cartera.
- ** Another common expression for "bathing suit" is el traje de baño.
- *** Another common expression for "socks" is los calcetines.

Section B:

ARTICLES OF CLOTHING FOR GIRLS (AND WOMEN):




* Another common expression for "skirt" is la falda.

** Another common expression for "purse" is la bolsa.

*** Another common expression for "bathing suit" is el traje de baño.

Section C:

MISCELLANEOUS ARTICLES OF CLOTHING FOR BOTH BOYS AND GIRLS (MEN AND WOMEN):



* La chaqueta is used for the "sport coat, jacket, or blazer" for either boys or girls.

El saco is used for the "suit coat" of man's or boy's suit.

After you read these expressions aloud, read them silently with their meaning until you feel you know them. If you are ready, take the Reading Test on page 7 (Teacher's page 16). If you need more practice in reading and writing, go to the Silent Reading and Writing Cursillos beginning on page 9. (Teacher's page 18).

IV. READING AND WRITING TESTS

LAS PRENDAS DE VESTIR

(THE ARTICLES OF CLOTHING)

You need to have eight items right in each section in order to pass each test.

Reading Test

Take this test on your own paper. Check your answers with your teacher's answer key. Number your paper from 1 to 10.

Write the letter of the English expression beside the number of its corresponding Spanish expression.

- | | |
|-----------------------|-----------------------------------|
| ___ 1. los zapatos | a) the bathing suit |
| ___ 2. la camisa | b) the shoes |
| ___ 3. la chaqueta | c) the dress |
| ___ 4. la blusa | d) the jacket, blazer, sport coat |
| ___ 5. los pantalones | e) the shirt |
| ___ 6. el cinturón | f) the blouse |
| ___ 7. la saya | g) the skirt |
| ___ 8. el traje | h) the belt |
| ___ 9. el vestido | i) the suit |
| ___ 10. la trusa | j) the pants |

End of the test.

If you passed the Reading Test, take the Writing Test on page 8. (Teacher's page 17).

If you did not pass this test, go to the Silent Reading and Writing Cursillos on page 9 (Teacher's page 18).

Writing Test

Take this test on your own paper. Check your answers with your teacher's answer key. Number your paper from 1 to 10.

Write the Spanish for each of the following articles of clothing:

- | | |
|--------------|-------------------------------------|
| 1. the pants | 6. the skirt |
| 2. the shirt | 7. the blouse |
| 3. the suit | 8. the shoes |
| 4. the dress | 9. the sport coat, jacket or blazer |
| 5. the belt | 10. the bathing suit |

End of the test.

If you passed this test, go to Section C.

If you did not pass this test, go to the Silent Reading and Writing Cursillos beginning on page 9 (Teacher's page 18).

V. SILENT READING AND WRITING

LAS PRENDAS DE VESTIR

(THE ARTICLES OF CLOTHING)

INSTRUCTIONS

You are going to find the Reading and Writing Cursillos on the pages which follow.

The Cursillos consist of exercises for silent reading and writing. They cover the expressions taught in the Oral General Presentation. After you finish the cursillos, take the tests on pages 7 and 8 (Teacher's pages 16 and 17).

CURSILLO #1

PERFORMANCE OBJECTIVES

WHAT YOU ARE GOING TO LEARN

You are going to learn to read and write the Spanish for each of the following articles of clothing for boys (men):

the shirt

the tie

the belt

the pants

the socks

the wallet

the suit

the shoes

the bathing suit

HOW YOU ARE GOING TO LEARN

You will read silently the Spanish for the above expressions. You will also write the Spanish for each of the above expressions.

YOU WILL PROVE THAT YOU HAVE LEARNED IN THIS WAY

You will show that you can read and understand the Spanish expressions by:

Writing the letter of the English expression that means the same as the Spanish expression given.

You will show that you can write Spanish correctly by:

Writing the Spanish for each of the English expressions given.

Begin the Silent Reading and Writing Cursillo.

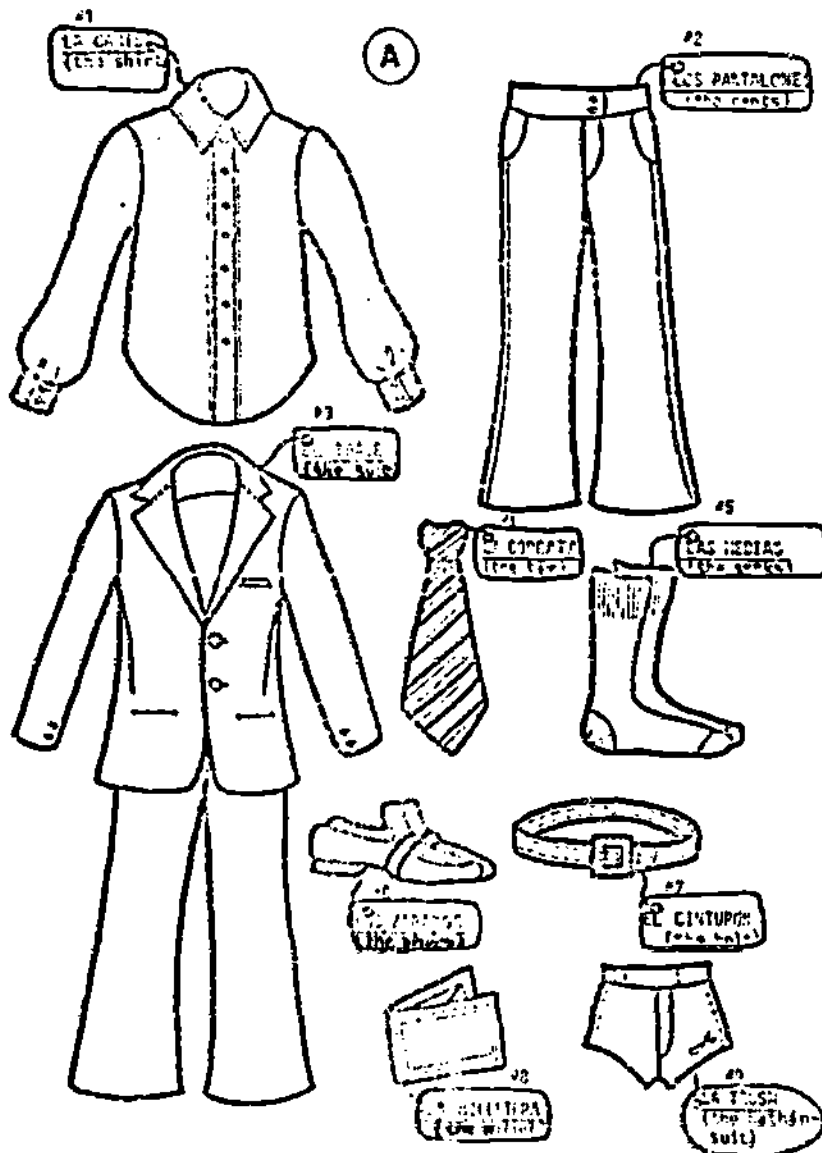
SILENT READING AND WRITING CONTENT

LAS PRENDAS DE VESTIR

(THE ARTICLES OF CLOTHING)

Silent Reading

Read silently the Spanish for the articles of clothing in the picture below as many times as necessary for you to learn them. Notice the spelling of the words.



Write the exercises which follow on your own paper. Check your answers with your teacher's answer key.

Exercise A

Write the letter of the English expression beside the number of its corresponding Spanish expression:

- | | | |
|-------|-------------------|---------------------|
| _____ | 1. la trusa | a. the shoes |
| _____ | 2. la camisa | b. the suit |
| _____ | 3. la billetera | c. the bathing suit |
| _____ | 4. los pantalones | d. the shirt |
| _____ | 5. el cinturón | e. the tie |
| _____ | 6. las medias | f. the socks |
| _____ | 7. la corbata | g. the wallet |
| _____ | 8. el traje | h. the belt |
| _____ | 9. los zapatos | i. the pants |

Writing

Copy the Spanish expressions for the articles of clothing as many times as necessary for you to learn them. Notice the spelling of the words.

Exercise B

Write the Spanish for each of the English expressions given:

- | | |
|---------------------|--------------|
| 1. the tie | 6. the suit |
| 2. the bathing suit | 7. the socks |
| 3. the shirt | 8. the belt |
| 4. the wallet | 9. the pants |
| 5. the shoes | |

End of the Cursillo.

Begin Silent Reading and Writing Cursillo #2 on the next page.

CURSILLO #2
PERFORMANCE OBJECTIVES

WHAT YOU ARE GOING TO LEARN

You are going to learn to read and write the Spanish for each of the following articles of clothing for girls (women):

the blouse	the pants	the purse
the skirt	the shoes	the bathing suit
the dress	the stockings	

HOW YOU ARE GOING TO LEARN

You will read silently the Spanish for the above expressions. You will also write the Spanish for each of the above expressions.

YOU WILL PROVE THAT YOU HAVE LEARNED IN THIS WAY

You will show that you can read and understand the Spanish expressions by:

Writing the letter of the English expression that means the same as the Spanish expression given.

You will show that you can write Spanish correctly by:

Writing the Spanish for each of the English expressions given.

Begin the Silent Reading and Writing Cursillo.


SILENT READING AND WRITING CONTENT

LAS PRENDAS DE VESTIR

(THE ARTICLES OF CLOTHING)

Silent Reading

Read silently the Spanish for the articles of clothing in the picture below as many times as necessary for you to learn them. Notice the spelling of the words.



Write the exercises which follow on your own paper. Check your answers with your teacher's answer key.

Exercise A

Write the letter of the English expression beside the number of its corresponding Spanish expression:

- | | |
|-------------------------|---------------------|
| _____ 1. los pantalones | a. the bathing suit |
| _____ 2. la blusa | b. the pants |
| _____ 3. los zapatos | c. the dress |
| _____ 4. la trusa | d. the purse |
| _____ 5. la saya | e. the stockings |
| _____ 6. las medias | f. the skirt |
| _____ 7. el vestido | g. the shoes |
| _____ 8. la cartera | h. the blouse |

Writing

Copy the Spanish expressions for the articles of clothing as many times as necessary for you to learn them. Notice the spelling of the words.

Exercise B

Write the Spanish for each of the English expressions given:

- | | |
|---------------------|--------------|
| 1. the bathing suit | 5. the dress |
| 2. the blouse | 6. the pants |
| 3. the skirt | 7. the shoes |
| 4. the stockings | 8. the purse |

End of the Cursillo.

Begin Silent Reading and Writing Cursillo #3 on the next page.

CURSILLO #3

PERFORMANCE OBJECTIVES

WHAT YOU ARE GOING TO LEARN

You are going to learn to read and write the Spanish for each of the following miscellaneous articles of clothing for both boys and girls (men and women):

the scarf

the topcoat

the handkerchief

the sweater

the gloves

the jacket, blazer

the hat

HOW YOU ARE GOING TO LEARN

You will read silently the Spanish for the above expressions. You will also write the Spanish for each of the above expressions.

YOU WILL PROVE THAT YOU HAVE LEARNED IN THIS WAY

You will show that you can read and understand the Spanish expressions by:

Writing the letter of the English expression that means the same as the Spanish expressions given.

You will show that you can write Spanish correctly by:

Writing the Spanish for each of the English expressions given.

Begin the Silent Reading and Writing Cursillo.


SILENT READING AND WRITING CONTENT

LAS PRENDAS DE VESTIR

(THE ARTICLES OF CLOTHING)

Silent Reading

Read silently the Spanish for the articles of clothing in the picture below as many times as necessary for you to learn them. Notice the spelling of the words.



Write the exercises which follow on your own paper. Check your answers with your teacher's answer key.

Exercise A

Write the letter of the English expression beside the number of its corresponding Spanish expression:

- | | |
|----------------------|-----------------------------------|
| _____ 1. la bufanda | a. the sport coat, blazer, jacket |
| _____ 2. el pañuelo | b. the gloves |
| _____ 3. el sombrero | c. the sweater |
| _____ 4. el abrigo | d. the handkerchief |
| _____ 5. el suéter | e. the topcoat, overcoat |
| _____ 6. los guantes | f. the hat |
| _____ 7. la chaqueta | g. the scarf |

Writing

Copy the Spanish expressions for the articles of clothing as many times as necessary for you to learn them. Notice the spelling of the words.

Exercise B

Write the Spanish for each of the English expressions given:

- | | |
|----------------|-------------------------------------|
| 1. the scarf | 5. the handkerchief |
| 2. the topcoat | 6. the jacket, sport coat or blazer |
| 3. the sweater | 7. the gloves |
| 4. the hat | |

End of the Cursillo.

Take the Reading and Writing Section of the Test on pages 7 and 8 (Teacher's pages 16 and 17).

SECTION C

Apply What You Have Learned
Reading
Writing

INDIVIDUALIZING SPANISH FOR SPEAKERS OF ENGLISH

I. APPLY WHAT YOU HAVE LEARNED

LAS PRENDAS DE VESTIR

(THE ARTICLES OF CLOTHING)

INSTRUCTIONS

This section of the package contains instructions and exercises for reading and writing. The exercises do not have performance objectives or tests because they are intended to be used for additional practice and enrichment. This material lets you apply what you have learned. This is done through the introduction of new vocabulary words and expressions combined with a continued emphasis on the grammatical point which you are learning.

SILENT READING AND WRITING

CONTENT

LAS PRENDAS DE VESTIR

(THE ARTICLES OF CLOTHING)

There are three other articles of clothing which are often used, especially when it is raining. Read the Spanish expressions and study them along with their meanings. Copy them as many times as necessary for you to learn them.

the raincoat - la capa de agua*

the umbrella - el paraguas**

la sombrilla**

* Another common expression for "raincoat" is el impermeable.

** El paraguas is the large, black umbrella usually used by men and la sombrilla is the smaller umbrella used by girls or women for sun or rain.

You will also need to know the Spanish for some members of the family. Read the following Spanish expressions and study them along with their English meanings. Copy them as many times as necessary for you to learn them.

the father	- el padre	the son	- el hijo
the mother	- la madre	the aunt	- la tía
the grandmother	- la abuela	the niece	- la sobrina

Exercise

You will use your own paper. Check your answers with your teacher's answer key.

Below is a list of articles of clothing given in Spanish.

Las Prendas de Vestir

la capa de agua	la bufanda
la sombrilla	la camisa
el paraguas	el traje
los zapatos	el vestido
las medias	el sombrero
la chaqueta	el cinturón
el suéter	la blusa
los pantalones	la cartera
la saya	la corbata
los guantes	el suéter

Using the list of Spanish expressions given above, write in Spanish the articles of clothing listed for each member of the family presented in the exercise on the next page. Some articles of clothing will be used more than once.

1. La madre (the mother)
 - a. the scarf
 - b. the blazer jacket
 - c. the pants (slacks)
 - d. the shoes

2. El padre (the father)
 - a. the shirt
 - b. the tie
 - c. the suit
 - d. the shoes
 - e. the umbrella

3. La abuela (the grandmother)
 - a. the hat
 - b. the dress
 - c. the gloves
 - d. the purse
 - e. the stockings
 - f. the shoes

4. El hijo (the son)
 - a. the sweater
 - b. the pants
 - c. the shoes

5. La tía (the aunt)
 - a. the blouse
 - b. the belt
 - c. the skirt
 - d. the shoes

6. La sobrina (the niece)
 - a. the raincoat
 - b. the dress
 - c. the stockings
 - d. the umbrella

End of these exercises.

II. ANSWER KEYS (FOR THE TEACHER)

LAS PRENDAS DE VESTIR

(THE ARTICLES OF CLOTHING)

SECTION A

LISTENING COMPREHENSION TEST

1. the shirt
2. the pants
3. the suit
4. the belt
5. the shoes
6. the blouse
7. the skirt
8. the dress
9. the bathing suit
10. the jacket, sport coat, or blazer

LISTENING-SPEAKING TEST

1. la camisa
2. los pantalones
3. el traje
4. el cinturón
5. los zapatos
6. la blusa
7. la saya
8. el vestido
9. la trusa
10. la chaqueta

READING TEST

1. b
2. e
3. d
4. f
5. j
6. h
7. g
8. i
9. c
10. a

WRITING TEST

1. los pantalones
2. la camisa
3. el traje
4. el vestido
5. el cinturón
6. la saya
7. la blusa
8. los zapatos
9. la chaqueta
10. la trusa

CURSILLO #1

EXERCISE A

- | | |
|------|------|
| 1. c | 6. f |
| 2. d | 7. e |
| 3. g | 8. b |
| 4. i | 9. a |
| 5. h | |

EXERCISE B

- | | |
|-----------------|-------------------|
| 1. la corbata | 6. el traje |
| 2. la trusa | 7. las medias |
| 3. la camisa | 8. el cinturón |
| 4. la billetera | 9. los pantalones |
| 5. los zapatos | |

CURSILLO #2

EXERCISE A

- | | |
|------|------|
| 1. b | 5. f |
| 2. h | 6. e |
| 3. g | 7. c |
| 4. a | 8. d |

EXERCISE B

- | | |
|---------------|-------------------|
| 1. la trusa | 5. el vestido |
| 2. la blusa | 6. los pantalones |
| 3. la saya | 7. los zapatos |
| 4. las medias | 8. la cartera |

CURSILLO #3

EXERCISE A

- | | |
|------|------|
| 1. g | 5. c |
| 2. d | 6. b |
| 3. f | 7. a |
| 4. e | |

EXERCISE B

- | | |
|----------------|----------------|
| 1. la bufanda | 5. el pañuelo |
| 2. el abrigo | 6. la chaqueta |
| 3. el suéter | 7. los guantes |
| 4. el sombrero | |

SECTION C

EXERCISE

1. la madre (the mother)
 - a. la bufanda
 - b. la chaqueta
 - c. los pantalones
 - d. los zapatos
2. el padre (the father)
 - a. la camisa
 - b. la corbata
 - c. el traje
 - d. los zapatos
 - e. el paraguas
3. la abuela (the grandmother)
 - a. el sombrero
 - b. el vestido
 - c. los guantes
 - d. la cartera
 - e. las medias
 - f. los zapatos
4. el hijo (the son)
 - a. el suéter
 - b. los pantalones
 - c. los zapatos
5. la tía (the aunt)
 - a. la blusa
 - b. el cinturón
 - c. la saya
 - d. los zapatos
6. la sobrina (the niece)
 - a. la capa de agua
 - b. el vestido
 - c. las medias
 - d. la sombrilla

III. VOCABULARY FOR SECTIONS A AND C

SECTION A

abrigo	chaqueta	pañuelos
baño	de	prendas
billeteera	el	saco
bolsa	falda	saya
blusa	guantes	sombrero
bufanda	impermeable	suéter
calcetines	la	traje
camisa	las	trusa
cartera	los	vestido
cinturón	medias	vestir
corbata	pantalones	zapatos

ADDITIONAL WORDS IN SECTION C

abuela	padre
agua	paraguas
capa	sobrina
de	sombrilla
hijo	tía
madre	

IV. BIBLIOGRAPHIC CROSS REFERENCES

Brenes, Edin; Adey, Margaret; Smith, George E.; McKinney, James. Learning Spanish the Modern Way. Second edition. Revised by Protase E. Woodford. New York: McGraw-Hill Book Company, 1967.

prendas de vestir: Lección doce, 187, 189-192, 198; Lección trece, 205, 212.

Harcourt, Brace, Jovanovich, Inc., Publishers. A-LM Spanish. Level One, Second edition. New York: Harcourt, Brace, Jovanovich, Inc., 1969.

prendas de vestir: Unit 4, "Supplement," 48, 52, 53, 55, 57-59, 62, 63, 65; Unit 5, "Supplement," 70, 73, 77, 82, 83, "Spelling Notes," 86; Unit 7, 112-114; Unit 8, 131, 139, 143, 149, 151; Unit 9, 170; Unit 10, 187, 192, 193; Unit 12, 223, "Supplement," 224, 225, 237, 240; Unit 13, 253, "Writing," 259, 260.

LaGrone, Gregory G.; McHenry, Andrea S.; and O'Connor, Patricia. Entender y Hablar. Revised edition. New York: Holt, Rinehart and Winston, Inc., 1968.

prendas de vestir: Unit 10, 118, 119, 123; Unit 14, 179.

FL


LAS PRENDAS DE VESTIR
(The Articles of Clothing)

Listening Speaking Reading Writing
Student's Booklet
First Edition

TRUNK

FL 00 6284

INDIVIDUALIZING SPANISH
FOR SPEAKERS OF ENGLISH



DIVISION OF INSTRUCTION - Dade County Public Schools - Miami, Florida

STUDENT'S BOOKLET
 TABLE OF CONTENTS
LAS PRENDAS DE VESTIR
 (THE ARTICLES OF CLOTHING)

SECTION A

II. Pictures A, B and C for the Oral General Presentation.	1
III. Oral Reading	4
IV. Reading and Writing Tests.	7
V. Silent Reading and Writing: <u>three cursillos</u>	
Instructions	9
Cursillo #1 Performance Objectives	9
Content.	10
Cursillo #2 Performance Objectives	12
Content.	13
Cursillo #3 Performance Objectives	15
Content.	16


SECTION C

I. Apply What You Have Learned	
Instructions	18
Silent Reading and Writing	
Content.	18


SECTION A

General Presentation of the Material Oral Reading Writing Tests

A



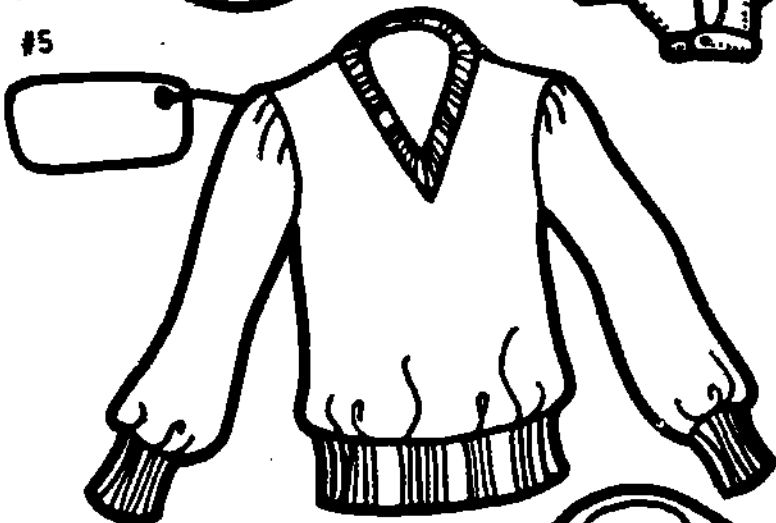

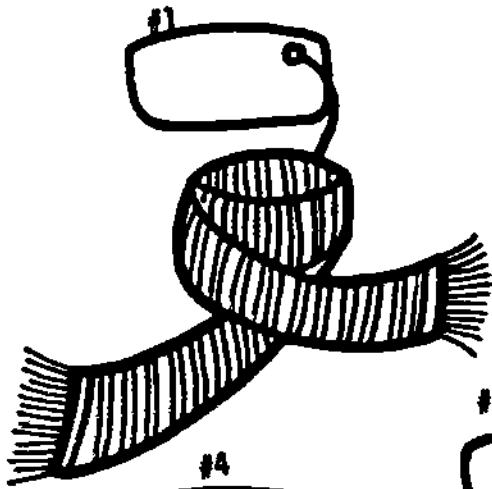


(B)



3

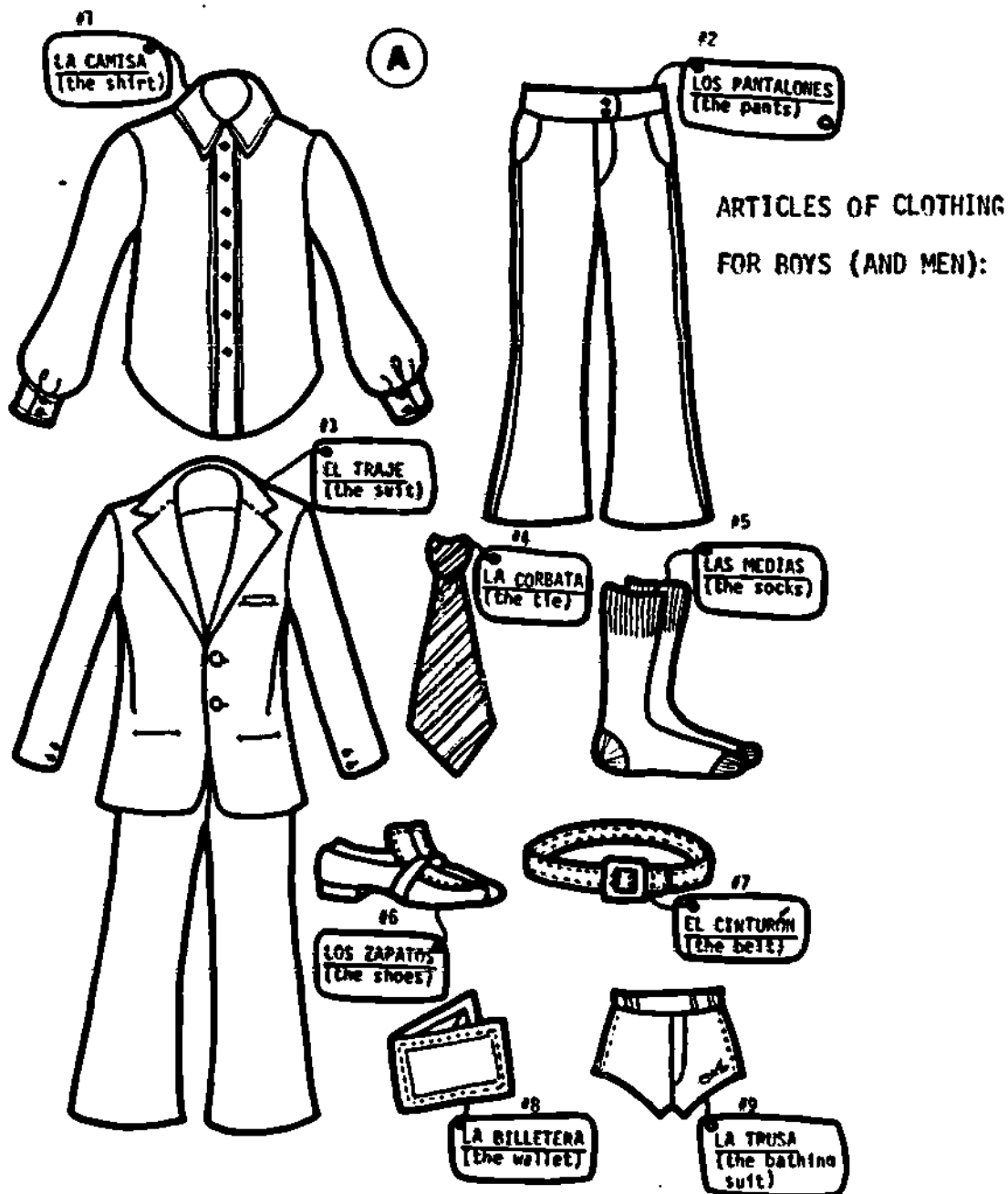
(C)



III. ORAL READING

Time will be given on the tape for you to repeat the Spanish after you read each expression silently while listening to it on tape.


Section A:



- * Another common expression for "wallet" is la cartera.
- ** Another common expression for "bathing suit" is el traje de baño.
- *** Another common expression for "socks" is los calcetines.

Section B:


ARTICLES OF CLOTHING FOR GIRLS (AND WOMEN):



- * Another common expression for "skirt" is la falda.
- ** Another common expression for "purse" is la bolsa.
- *** Another common expression for "bathing suit" is el traje de baño.

Section C:

MISCELLANEOUS ARTICLES OF CLOTHING FOR BOTH BOYS AND GIRLS (MEN AND WOMEN):



- * La chaqueta is used for the "sport coat, jacket, or blazer" for either boys or girls.
El saco is used for the "suit coat" of man's or boy's suit.

After you read these expressions aloud, read them silently with their meaning until you feel you know them. If you are ready, take the Reading Test on page 7 (Teacher's page 16). If you need more practice in reading and writing, go to the Silent Reading and Writing Cursillos beginning on page 9. (Teacher's page 18).

IV. READING AND WRITING TESTS

LAS PRENDAS DE VESTIR

(THE ARTICLES OF CLOTHING)

You need to have eight items right in each section in order to pass each test.

Reading Test

Take this test on your own paper. Check your answers with your teacher's answer key. Number your paper from 1 to 10.

Write the letter of the English expression beside the number of its corresponding Spanish expression.

- | | |
|-----------------------|-----------------------------------|
| ___ 1. los zapatos | a) the bathing suit |
| ___ 2. la camisa | b) the shoes |
| ___ 3. la chaqueta | c) the dress |
| ___ 4. la blusa | d) the jacket, blazer, sport coat |
| ___ 5. los pantalones | e) the shirt |
| ___ 6. el cinturón | f) the blouse |
| ___ 7. la saya | g) the skirt |
| ___ 8. el traje | h) the belt |
| ___ 9. el vestido | i) the suit |
| ___ 10. la trusa | j) the pants |

End of the test.

If you passed the Reading Test, take the Writing Test on page 8. (Teacher's page 17).

If you did not pass this test, go to the Silent Reading and Writing Cursillos on page 9 (Teacher's page 18).

Writing Test

Take this test on your own paper. Check your answers with your teacher's answer key. Number your paper from 1 to 10.

Write the Spanish for each of the following articles of clothing:

- | | |
|--------------|-------------------------------------|
| 1. the pants | 6. the skirt |
| 2. the shirt | 7. the blouse |
| 3. the suit | 8. the shoes |
| 4. the dress | 9. the sport coat, jacket or blazer |
| 5. the belt | 10. the bathing suit |

End of the test.

If you passed this test, go to Section C.

If you did not pass this test, go to the Silent Reading and Writing Cursillos beginning on page 9 (Teacher's page 18).

V. SILENT READING AND WRITING

LAS PRENDAS DE VESTIR

(THE ARTICLES OF CLOTHING)

INSTRUCTIONS

You are going to find the Reading and Writing Cursillos on the pages which follow.

The Cursillos consist of exercises for silent reading and writing. They cover the expressions taught in the Oral General Presentation. After you finish the cursillos, take the tests on pages 7 and 8 (Teacher's pages 16 and 17).

CURSILLO #1

PERFORMANCE OBJECTIVES

WHAT YOU ARE GOING TO LEARN

You are going to learn to read and write the Spanish for each of the following articles of clothing for boys (men):

the shirt

the tie

the belt

the pants

the socks

the wallet

the suit

the shoes

the bathing suit

HOW YOU ARE GOING TO LEARN

You will read silently the Spanish for the above expressions. You will also write the Spanish for each of the above expressions.

YOU WILL PROVE THAT YOU HAVE LEARNED IN THIS WAY

You will show that you can read and understand the Spanish expressions by:

Writing the letter of the English expression that means the same as the Spanish expression given.

You will show that you can write Spanish correctly by:

Writing the Spanish for each of the English expressions given.

Begin the Silent Reading and Writing Cursillo.

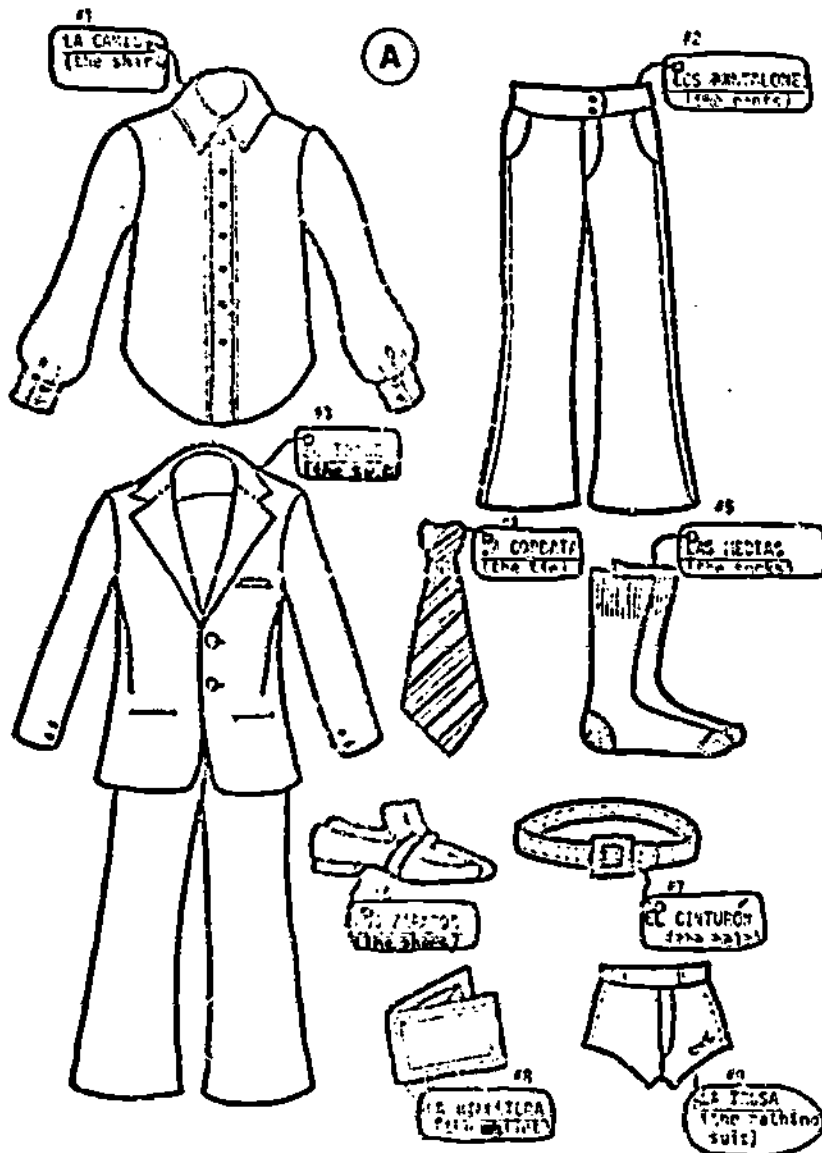
SILENT READING AND WRITING CONTENT

LAS PRENDAS DE VESTIR

(THE ARTICLES OF CLOTHING)

Silent Reading

Read silently the Spanish for the articles of clothing in the picture below as many times as necessary for you to learn them. Notice the spelling of the words.



Write the exercises which follow on your own paper. Check your answers with your teacher's answer key.

Exercise A

Write the letter of the English expression beside the number of its corresponding Spanish expression:

- | | |
|-------------------------|---------------------|
| _____ 1. la trusa | a. the shoes |
| _____ 2. la camisa | b. the suit |
| _____ 3. la billetera | c. the bathing suit |
| _____ 4. los pantalones | d. the shirt |
| _____ 5. el cinturón | e. the tie |
| _____ 6. las medias | f. the socks |
| _____ 7. la corbata | g. the wallet |
| _____ 8. el traje | h. the belt |
| _____ 9. los zapatos | i. the pants |

Writing

Copy the Spanish expressions for the articles of clothing as many times as necessary for you to learn them. Notice the spelling of the words.

Exercise B

Write the Spanish for each of the English expressions given:

- | | |
|---------------------|--------------|
| 1. the tie | 6. the suit |
| 2. the bathing suit | 7. the socks |
| 3. the shirt | 8. the belt |
| 4. the wallet | 9. the pants |
| 5. the shoes | |

End of the Cursillo.

Begin Silent Reading and Writing Cursillo #2 on the next page.

CURSILLO #2

PERFORMANCE OBJECTIVES

WHAT YOU ARE GOING TO LEARN

You are going to learn to read and write the Spanish for each of the following articles of clothing for girls (women):

the blouse	the pants	the purse
the skirt	the shoes	the bathing suit
the dress	the stockings	

HOW YOU ARE GOING TO LEARN

You will read silently the Spanish for the above expressions. You will also write the Spanish for each of the above expressions.

YOU WILL PROVE THAT YOU HAVE LEARNED IN THIS WAY

You will show that you can read and understand the Spanish expressions by:

Writing the letter of the English expression that means the same as the Spanish expression given.

You will show that you can write Spanish correctly by:

Writing the Spanish for each of the English expressions given.

Begin the Silent Reading and Writing Cursillo.


SILENT READING AND WRITING CONTENT

LAS PRENDAS DE VESTIR

(THE ARTICLES OF CLOTHING)

Silent Reading

Read silently the Spanish for the articles of clothing in the picture below as many times as necessary for you to learn them. Notice the spelling of the words.



Write the exercises which follow on your own paper. Check your answers with your teacher's answer key.

Exercise A

Write the letter of the English expression beside the number of its corresponding Spanish expression:

- | | |
|-------------------------|---------------------|
| _____ 1. los pantalones | a. the bathing suit |
| _____ 2. la blusa | b. the pants |
| _____ 3. los zapatos | c. the dress |
| _____ 4. la trusa | d. the purse |
| _____ 5. la saya | e. the stockings |
| _____ 6. las medias | f. the skirt |
| _____ 7. el vestido | g. the shoes |
| _____ 8. la cartera | h. the blouse |

Writing

Copy the Spanish expressions for the articles of clothing as many times as necessary for you to learn them. Notice the spelling of the words.

Exercise B

Write the Spanish for each of the English expressions given:

- | | |
|---------------------|--------------|
| 1. the bathing suit | 5. the dress |
| 2. the blouse | 6. the pants |
| 3. the skirt | 7. the shoes |
| 4. the stockings | 8. the purse |

End of the Cursillo.

Begin Silent Reading and Writing Cursillo #3 on the next page.

CURSILLO #3

PERFORMANCE OBJECTIVES

WHAT YOU ARE GOING TO LEARN

You are going to learn to read and write the Spanish for each of the following miscellaneous articles of clothing for both boys and girls (men and women):

the scarf

the topcoat

the handkerchief

the sweater

the gloves

the jacket, blazer

the hat

HOW YOU ARE GOING TO LEARN

You will read silently the Spanish for the above expressions. You will also write the Spanish for each of the above expressions.

YOU WILL PROVE THAT YOU HAVE LEARNED IN THIS WAY

You will show that you can read and understand the Spanish expressions by:

Writing the letter of the English expression that means the same as the Spanish expressions given.

You will show that you can write Spanish correctly by:

Writing the Spanish for each of the English expressions given.

Begin the Silent Reading and Writing Cursillo.


SILENT READING AND WRITING CONTENT

LAS PRENDAS DE VESTIR

(THE ARTICLES OF CLOTHING)

Silent Reading

Read silently the Spanish for the articles of clothing in the picture below as many times as necessary for you to learn them. Notice the spelling of the words.



Write the exercises which follow on your own paper. Check your answers with your teacher's answer key.

Exercise A

Write the letter of the English expression beside the number of its corresponding Spanish expression:

- | | | |
|-------|----------------|-----------------------------------|
| _____ | 1. la bufanda | a. the sport coat, blazer, jacket |
| _____ | 2. el pañuelo | b. the gloves |
| _____ | 3. el sombrero | c. the sweater |
| _____ | 4. el abrigo | d. the handkerchief |
| _____ | 5. el suéter | e. the topcoat, overcoat |
| _____ | 6. los guantes | f. the hat |
| _____ | 7. la chaqueta | g. the scarf |

Writing

Copy the Spanish expressions for the articles of clothing as many times as necessary for you to learn them. Notice the spelling of the words.

Exercise B

Write the Spanish for each of the English expressions given:

- | | |
|----------------|-------------------------------------|
| 1. the scarf | 5. the handkerchief |
| 2. the topcoat | 6. the jacket, sport coat or blazer |
| 3. the sweater | 7. the gloves |
| 4. the hat | |

End of the Cursillo.

Take the Reading and Writing Section of the Test on pages 7 and 8 (Teacher's pages 16 and 17).

SECTION C

Apply What You Have Learned
Reading
Writing

INDIVIDUALIZING SPANISH FOR SPEAKERS OF ENGLISH

I. APPLY WHAT YOU HAVE LEARNED

LAS PRENDAS DE VESTIR

(THE ARTICLES OF CLOTHING)

INSTRUCTIONS

This section of the package contains instructions and exercises for reading and writing. The exercises do not have performance objectives or tests because they are intended to be used for additional practice and enrichment. This material lets you apply what you have learned. This is done through the introduction of new vocabulary words and expressions combined with a continued emphasis on the grammatical point which you are learning.

SILENT READING AND WRITING

CONTENT

LAS PRENDAS DE VESTIR

(THE ARTICLES OF CLOTHING)

There are three other articles of clothing which are often used, especially when it is raining. Read the Spanish expressions and study them along with their meanings. Copy them as many times as necessary for you to learn them.

the raincoat - la capa de agua*

the umbrella - el paraguas**

la sombrilla**

* Another common expression for "raincoat" is el impermeable.

** El paraguas is the large, black umbrella usually used by men and la sombrilla is the smaller umbrella used by girls or women for sun or rain.

You will also need to know the Spanish for some members of the family. Read the following Spanish expressions and study them along with their English meanings. Copy them as many times as necessary for you to learn them.

the father	- el padre	the son	- el hijo
the mother	- la madre	the aunt	- la tía
the grandmother	- la abuela	the niece	- la sobrina

Exercise

You will use your own paper. Check your answers with your teacher's answer key.

Below is a list of articles of clothing given in Spanish.

Las Prendas de Vestir

la capa de agua	la bufanda
la sombrilla	la camisa
el paraguas	el traje
los zapatos	el vestido
las medias	el sombrero
la chaqueta	el cinturón
el suéter	la blusa
los pantalones	la cartera
la saya	la corbata
los guantes	el suéter

Using the list of Spanish expressions given above, write in Spanish the articles of clothing listed for each member of the family presented in the exercise on the next page. Some articles of clothing will be used more than once.

1. La madre (the mother)
 - a. the scarf
 - b. the blazer jacket
 - c. the pants (slacks)
 - d. the shoes
2. El padre (the father)
 - a. the shirt
 - b. the tie
 - c. the suit
 - d. the shoes
 - e. the umbrella
3. La abuela (the grandmother)
 - a. the hat
 - b. the dress
 - c. the gloves
 - d. the purse
 - e. the stockings
 - f. the shoes
4. El hijo (the son)
 - a. the sweater
 - b. the pants
 - c. the shoes
5. La tía (the aunt)
 - a. the blouse
 - b. the belt
 - c. the skirt
 - d. the shoes
6. La sobrina (the niece)
 - a. the raincoat
 - b. the dress
 - c. the stockings
 - d. the umbrella

End of these exercises.