

DOCUMENT RESUME

ED 093 441

JC 740 254

TITLE Data on Iowa's Area Schools (School year 1972-73).
INSTITUTION Iowa State Dept. of Public Instruction, Des Moines.
PUB DATE 73
NOTE 593p.
EDRS PRICE MF-\$1.05 HC-\$28.20 PLUS POSTAGE
DESCRIPTORS *Area Vocational Schools; *Community Colleges; *Post Secondary Education; *School Statistics; State Surveys.
IDENTIFIERS Area Schools; *Iowa

ABSTRACT

This document is an attempt to bring together in one source a comprehensive statistical picture of public post-secondary two-year institutions in Iowa during the 1972-73 school year. Much of the data in this publication is presented in tables. Brief narratives and charts have also been included to assist in providing the reader with a more easily understood publication. There are 75 tables or figures presented in the document. (Author).

ED 093441

U.S. DEPARTMENT OF HEALTH,
EDUCATION & WELFARE
NATIONAL INSTITUTE OF
EDUCATION

THIS DOCUMENT HAS BEEN REPRODUCED EXACTLY AS RECEIVED FROM THE PERSON OR ORGANIZATION ORIGINATING IT. POINTS OF VIEW OR OPINIONS STATED DO NOT NECESSARILY REPRESENT OFFICIAL NATIONAL INSTITUTE OF EDUCATION POSITION OR POLICY.

BEST COPY AVAILABLE

DATA ON IOWA'S AREA SCHOOLS

(School Year 1972-73)

JC 740 254

State of Iowa
Department of Public Instruction
Grimes State Office Building
Des Moines, Iowa 50319

1973

BEST COPY AVAILABLE

SP-17970



State of Iowa
DEPARTMENT OF PUBLIC INSTRUCTION
Grimes State Office Building
Des Moines, Iowa 50319

STATE BOARD OF PUBLIC INSTRUCTION

Muriel I. Shepard, President, Allison
T. J. Heronimus, Vice President, Grundy Center
Robert J. Beecher, Creston
Jolly Ann Davidson, Clarinda
Ronald P. Hallock, West Des Moines
Virginia Harper, Fort Madison
Robert G. Koons, Clinton
Georgia A. Sievers, Avoca
John E. van der ~~Landen~~, Sibley

Administration

Robert D. Benton, State Superintendent, and Executive Officer
of the State Board of Public Instruction
David H. Bechtel, Administrative Assistant
Richard N. Smith, Deputy State Superintendent

Area Schools and Career Education Branch

Wm. M. Baley, Associate Superintendent

Area Schools Division

Charles R. Moench, Director
Ken Russell, Chief, Adult Education
Robert B. Yeager, Chief, Fiscal Control

Kathy McIherson, Publication Assistance

FOREWARD

DATA ON IOWA'S AREA SCHOOLS is an attempt to bring together in one source a comprehensive statistical picture of public post-secondary two-year institutions in Iowa during the 1972-73 school year.

This is the fifth effort to provide this data in a single source and represents a more adequate effort than previous publications. We anticipate this publication will provide an important source of data for those interested in public post-secondary two-year institutions and will also serve as a permanent resource of information for future researchers interested in the development of Iowa's area schools.

Much of the data contained in this publication is presented in tables. Such a format is almost essential if the information is to be presented in an economical manner. However, in addition to the tables, brief narratives and charts have also been included to assist in providing the reader with a more easily understood publication.

Most of the data presented in this publication has been made available from records of the Area Schools Division. Inquiries concerning this data or additional information related to this data may be directed to the Area Schools Division of the Iowa State Department of Public Instruction.

TABLE OF CONTENTS

Section	Page
Organization	1
Educational Programs	7
Students	102
Graduates	188
Professional Staff	219
Library	244
Physical Facilities	257
Financial	277
Addendum	313

LIST OF TABLES

Table 1	Course Offerings in College Parallel	19
Table 2	College Parallel-Career Option Programs Offered During 1972-73 School Year	87
Table 3	Adult Education Number of Courses Eligible for State General Aid in High School Completion and Continuing and General Education	94
Table 4	Adult Education Number of Courses Offered in Career Education	
Table 5	Adult Education Number of Courses Offered in College Parallel Education	96
Table 6	College Parallel Courses Offered in Adult Education	97
Table 7	Adult Education Courses Offered in Continuing and General Education Not Eligible for State General Aid	101
Figure 1	Headcount by Major Divisions Including Students Not Eligible for State General Aid	102
Figure 2	Headcount by Major Divisions - Students Not Eligible for State General Aid	103
Figure 3	Full-Time Equivalent Enrollment by Major Divisions Including Students Not Eligible for State General Aid	104
Figure 4	Full-Time Equivalent Enrollment by Major Divisions - Students Eligible for State General Aid	105
Figure 5	Full-Time Equivalent Enrollment of General Adult by Major Categories Eligible for State General Aid	106
Table 8	Enrollments - School Year 1972-73 Headcounts - Including Students Not Eligible for State General Aid	107
Table 9	Enrollments - School Year 1972-73 Headcounts - Students Eligible for State General Aid	108
Table 10	Full-Time Equivalent Enrollment - School Year 1972-73 Including Students Not Eligible for State General Aid	109
Table 11	Full-Time Equivalent Enrollment - School Year 1972-73 Students Eligible for State General Aid	110
Table 12	Distribution of General Adult Full-Time Equivalent Enrollment School Year 1972-73	111
Figure 6	Fall Term Enrollment in Career Education and College Parallel Division	112

LIST OF TABLES (cont.'d)

Table 13	Fall Term Enrollment - 1972-1973 School Year	114
Table 14	Residence of Students Enrolled in Area Schools During the Fall Term 1972-73 School Year	115
Table 15	Fall Term Enrollment - 1972-1973 School Year	116
Table 16	Area School Enrollment At End Of Second Week Of Term	117
Table 17	1972-1973 Summary of Area School Enrollment by Programs	144
Table 18	Enrollment at End of Second Week - Status of Students	154
Table 19	Characteristics of Students Attending Area Schools - Fall Term Enrollment	171
Table 20-21	Fall Term - New Students - New Freshman - Directly From High School Part-Time - Full-Time	186
Table 22	Permanent Residence of Students Attending Area Schools Iowa Counties - 1972 Fall Term Enrollment	
Figure 8	Distribution of Awards to Graduates of Full-Time Career Education Programs	188
Table 23	Awards Granted to Students Completing Area School Programs	189
Table 24	Graduates of Area School Programs - Preparatory, Career Education Programs - Fiscal Year 1973	200
Table 25	Number of Students Completing Adult Education Programs	217
Table 26	Graduates of Selected Supplementary Career Education Programs	218
Table 27	Data About the Number of Professional Personnel, Salary, Age, Experience, Highest Degree Earned, Major Position, and Graduate Majors Employed in <u>Area I</u> for the 1972-73 School Year	220
Table 28	Data About the Number of Professional Personnel, Salary, Age, Experience, Highest Degree Earned, Major Position, and Graduate Majors Employed in <u>Area II</u> for the 1972-73 School Year	221
Table 29	Data About the Number of Professional Personnel, Salary, Age, Experience, Highest Degree Earned, Major Position, and Graduate Majors Employed in <u>Area III</u> for the 1972-73 School Year	222
Table 30	Data About the Number of Professional Personnel, Salary, Age, Experience, Highest Degree Earned, Major Position, and Graduate Majors Employed in <u>Area IV</u> for the 1972-73 School Year	223
Table 31	Data About the Number of Professional Personnel, Salary, Age, Experience, Highest Degree Earned, Major Position, and Graduate Majors Employed in <u>Area V</u> for the 1972-73 School Year	224

LIST OF TABLES (cont.'d)

Table 32	Data About the Number of Professional Personnel, Salary, Age, Experience, Highest Degree Earned, Major Position, and Graduate Majors Employed in <u>Area VI</u> for the 1972-73 School Year	225
Table 33	Data About the Number of Professional Personnel, Salary, Age, Experience, Highest Degree Earned, Major Position, and Graduate Majors Employed in <u>Area VII</u> for the 1972-73 School Year	226
Table 34	Data About the Number of Professional Personnel, Salary, Age, Experience, Highest Degree Earned, Major Position, and Graduate Majors Employed in <u>Area IX</u> for the 1972-73 School Year	227
Table 35	Data About the Number of Professional Personnel, Salary, Age, Experience, Highest Degree Earned, Major Position, and Graduate Majors Employed in <u>Area X</u> for the 1972-73 School Year	228
Table 36	Data About the Number of Professional Personnel, Salary, Age, Experience, Highest Degree Earned, Major Position, and Graduate Majors Employed in <u>Area XI</u> for the 1972-73 School Year	229
Table 37	Data About the Number of Professional Personnel, Salary, Age, Experience, Highest Degree Earned, Major Position, and Graduate Majors Employed in <u>Area XII</u> for the 1972-73 School Year	230
Table 38	Data About the Number of Professional Personnel, Salary, Age, Experience, Highest Degree Earned, Major Position, and Graduate Majors Employed in <u>Area XIII</u> for the 1972-73 School Year	231
Table 39	Data About the Number of Professional Personnel, Salary, Age, Experience, Highest Degree Earned, Major Position, and Graduate Majors Employed in <u>Area XIV</u> for the 1972-73 School Year	232
Table 40	Data About the Number of Professional Personnel, Salary, Age, Experience, Highest Degree Earned, Major Position, and Graduate Majors Employed in <u>Area XV</u> for the 1972-73 School Year	233
Table 41	Data About the Number of Professional Personnel, Salary, Age, Experience, Highest Degree Earned, Major Position, and Graduate Majors Employed in <u>Area XVI</u> for the 1972-73 School Year	234
Table 42	Data About the Number of Professional Personnel, Salary, Age, Experience, Highest Degree Earned, Major Position, and Graduate Majors Employed in All Area Schools for the 1972-73 School Year . . .	235
Table 43	Area School Professional Employees Comparison of 1972-73 Year With Previous Years	237
Table 44	Data About the Number of Professional Personnel, Salary, Age, Experience, Highest Degree Earned, Major Position, and Graduate Majors Employed in Administration in All Area Schools for the 1972-73 School Year	238

LIST OF TABLES (cont.'d)

Table 45	Data About the Number of Professional Personnel, Salary, Age, Experience, Highest Degree Earned, Major Position, and Graduate Majors Employed in Career Education in All Area Schools for the 1972-73 School Year	239
Table 46	Data About the Number of Professional Personnel, Salary, Age, Experience, Highest Degree Earned, Major Position, and Graduate Majors Employed in College Parallel in All Area Schools for the 1972-73 School Year	240
Table 47	Data About the Number of Professional Personnel, Salary, Age, Experience, Highest Degree Earned, Major Position, and Graduate Majors Employed in Student Services in All Area Schools for the 1972-73 School Year	241
Table 48	Racial Composition of Area School Professional Staff	242
Figure 9	Highest Formal Educational Attainment of Area School Professional Employees	243
Table 49	Library Staff	246
Figure 10	Number of Volumes Held at End of 1972-73 School Year by Area Schools	250
Table 50	Library Resources	251
Table 51	Library Operating Expenditures and Library Services	254
Figure 11	Allocation of State Grants for Vocational Facilities	259
Table 52	Status of Funds for Construction of Vocational Facilities	260
Table 53	Status of Area School Building Construction with State Grant Monies	261
Table 54	Summary of Area School Sites	263
Table 55	Summary of Area School Physical Facilities (Buildings)	267
Table 56	Summary of Area School Physical Facilities Buildings - Leased (Not Owned or in Process of Lease-Purchase)	273
Table 57	Area Schools Comparison of 1972 General Fund Revenue and Expenditures to 1973 Revenue and Expenditures	279
Figure 12	1973 Area Schools Revenue and Expenditures General Fund	280
Table 58	Summary of All Area Schools Comparison Between 1972 Actual, 1973 Actual and 1974 Projected Actual Income and Expenditures	281
Table 59	Summary of Area Schools 1972-73 Actual Revenue and Expenditures by Amount and Percentage	282

LIST OF TABLES (cont.'d)

Table 60	Summary of Area Schools 1972-73 Actual Revenue and Expenditures by Line-Item Amount and Percentage	284
Table 61	A Dollar Comparison Between 1973 Budget Revenue From Budget Form and 1973 Actual Revenue From Annual Report Form by Source	296
Table 62	A Dollar Comparison Between 1973 Budget Expenditures From Budget Form and 1973 Actual Expenditures From Annual Report Form-By Category	297
Figure 13	1973 Area Schools General Fund Revenue and Expenditures as Assigned to the Four Educational Functions	298
Table 63	Area Schools State General and Vocational Aid for Fiscal Year 1973	299
Table 64	Area School State General Aid for Fiscal Year 1973	300
Table 65	Area Schools State Vocational Aid for Fiscal Year 1973	301
Table 66	Actual Plant Fund Revenue by Area School for Fiscal Year 1973 From Annual Report	302
Table 67	Actual Plant Fund Expenditures by Area School for Fiscal Year 1973 From Annual Report	303
Table 68	Comparison of Tuition in Area Schools - 1972-73 School Year	304
Table 69	Fees Charged by Area Schools	305
Table 70	Summary	306
Table 71	1972 Estimated Population by Merged Area	314
Table 72	1972 Estimated Size of Merged Areas (Square Miles)	315
Table 73	Area Schools Actual and Proposed Expenditures - Fiscal Years 1967 Through 1975 General Fund	316
Table 74	Graduate Follow-Up - Students Completing Secondary School Programs During the 1971-72 School Year	317
Table 75	Area Schools Comparison of General Fund Revenue Sources - Fiscal Years 1967-73	325

ORGANIZATION

Iowa's area schools constitute a statewide system of public two-year post-secondary institutions. Each area school serves a multi-campus merged area which varies in size from approximately four to eleven counties. All area schools offer a comprehensive educational program available to all Iowans; there are no residence restrictions which would prohibit Iowans from attending any of the area schools.

All counties in the state are included in the fifteen merged areas. The last county to affiliate with the merged areas was Cherokee County which joined the statewide system of merged areas in the spring of 1971.

Area schools were first developed in 1966. An act permitting the organization of merged area schools was approved by the legislature in the previous year. This act permitted area schools to be organized as either area community colleges or area vocational schools. During the 1972-73 school year, eleven of the area schools operated as area community colleges and four as area vocational schools.

All area schools are operated by locally elected boards of directors. These boards vary in size from five to nine members. The chief administrator employed by the area school board of directors is identified as a superintendent.

Area schools may to some extent be considered the successor of the public junior colleges that previously operated in Iowa. The first of these Iowa public junior colleges, Mason City Junior College, was organized in 1918 as a division of the local secondary school district. Additional public junior colleges similarly organized were subsequently developed and a total of thirty-five different public junior colleges were organized prior to the development of area schools. A number of these public junior colleges discontinued operation--a few to reopen at a later date--until in 1965, the year prior to the development of area schools, there were sixteen public junior colleges operating in Iowa. With the development of the area schools, these public junior colleges gradually merged with area schools until only one public junior college remained operating during the 1969-70 school year. This public junior college, Emmetsburg Community College, merged with Iowa Lakes Community College at the beginning of the 1970-71 school year.

The state governing board responsible for area schools as well as the public elementary and secondary schools in Iowa is the State Board of Public Instruction. This board has the responsibility for providing leadership to area schools and supervising the regulation of these institutions. The State Board in conjunction with the State Board of Regents also has the responsibility for developing departmental rules for area schools. The State Board is advised on the operation of area schools by a nine member State Advisory Committee on Area Schools established by statute.

The fifteen area schools operate programs throughout the merged areas they serve. There are a total of twenty-six major campuses operated by area schools. In addition, there are numerous programs and courses operated on off-campus sites; frequently in conjunction with other agencies such as local public secondary school districts. The last major campus to be developed was the Dubuque Campus opened by Merged Area I during the 1971-72 school year. A unique new site to serve the inner city of Des Moines was opened in a rented facility by Merged Area XI at the beginning of the 1972-73 school year.

Nine of the area schools are multi-campus institutions that operate two or more major campuses. These institutions are considered a single institution for most purposes although the local operation of each institution may vary considerably. For example, some area schools provide for a high degree of local autonomy in the operation of individual campuses (particularly those area schools where campuses are located a considerable distance from each other) while other area schools operate with a more centralized administrative organization.

The chapter of the state statutes that includes the basic act authorizing the development of area schools is Chapter 280A, Code of Iowa. Chapter 286A, Code of Iowa, is the chapter that provides the procedure for payment of state general aid to area schools.

Area schools are approved through a procedure that involves comprehensive self-studies prepared by each institution and followed by an evaluation team visit by a team composed of representatives of the State Board of Public Instruction and the State Board of Regents. Approval recommendations for area schools are developed as a result of these visitations and in the years between the evaluation team visits all area schools are visited annually by representatives of the State Department of Public Instruction. During the 1972-73 school year, all area schools were visited by annual visitors representing the State Board of Public Instruction. All of the area schools visited during the 1972-73 school year were recommended for a continuation of their approval status.

The approval status of area schools and the North Central Association of Colleges and Secondary Schools (NCA) status of those schools that had some affiliation with this association during the 1972-73 school year are indicated below:

<u>MERGED AREA</u>	<u>APPROVAL STATUS</u>	<u>DATE FOR REVISIT BY EVALUATION TEAM</u>	<u>NCA ACCREDITATION STATUS</u>
I	Approved	1976-77 School Year	North Center- Correspondent Status
			South Center- None

<u>MERGED AREA</u>	<u>APPROVAL STATUS</u>	<u>DATE FOR REVISIT BY EVALUATION TEAM</u>	<u>NCA ACCREDITATION STATUS</u>
II	Approved	1974-75 School Year	Accredited
III	Approved	1975-76 School Year	North Campus & South Campus-Correspondent Status; (as single institution)
IV	Approved	1974-75 School Year	None
	Approved	1973-74 School Year	Eagle Grove Center-None; Webster City Center-None; Fort Dodge Center-Recognized Candidate for Accreditation
VI	Approved	1974-75 School Year	Ellsworth Community College-Accredited Marshalltown Community College-Accredited
VII	Approved	1976-77 School Year	Correspondent Status
IX	Approved	1976-77 School Year	Clinton Community College Recognized Candidate for Accreditation; Scott Community College-Correspondent Status; Muscatine Community College-Accredited
X	Approved	1973-74 School Year	Accredited
XI	Approved	1973-74 School Year	Ankeny Campus-Recognized Candidate for Accreditation; Boone Campus-None
XII	Approved	1976-77 School Year	Correspondent Status
XIII	Approved	1976-77 School Year	Clarinda Campus-Recognized Candidate for Accreditation; Council Bluffs Campus-Recognized Candidate for Accreditation
XIV	Approved	1975-76 School Year	Recognized Candidate for Accreditation
XV	Approved	1976-77 School Year	Centerville Campus-Correspondent Status; Iowa Tech Campus-Correspondent Status

<u>MERGED AREA</u>	<u>APPROVAL STATUS</u>	<u>DATE FOR REVISIT BY EVALUATION TEAM</u>	<u>NCA ACCREDITATION STATUS¹</u>
XVI	Approved	1976-77 School Year	North Campus-None ; South Campus-None

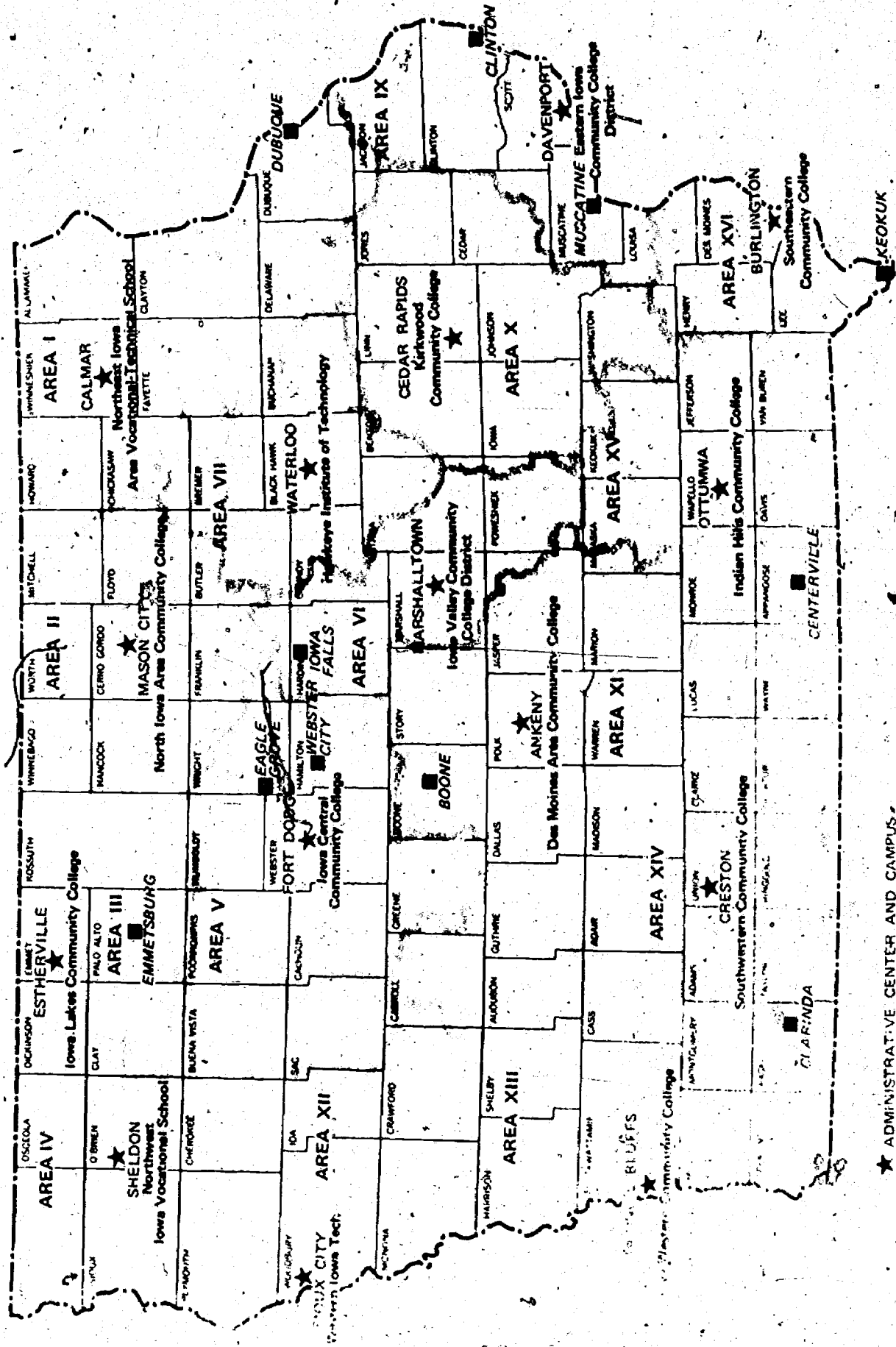
¹-Status as of January, 1973.

1972-73 SCHOOL YEAR

<u>MERGED AREA</u>	<u>NAME OF SUPERINTENDENT</u>	<u>NUMBER OF DIRECTORS ON AREA SCHOOL BOARD</u>	<u>NAME OF PRESIDENT OF BOARD OF DIRECTORS</u>
I	Dr. Max R. Clark	9	Mr. Robert Evans
II	Dr. David R. Pierce	9	Mr. John Starks
III	Mr. Richard H. Blacker	7	Mr. Jack Tatman
IV	Dr. Daniel W. McPherson	7	Mr. Richard Schneider
V	Dr. Edwin L. Barbour	9	Mr. John H. Mitchell
VI	Dr. John J. Prihoda	7	Mr. Morris Whitehead
VII	Dr. W. Travis Martin	9	Mr. Harold Brock
IX	Mr. Gerald D. Clemmensen	9	Mr. Louis W. Boyler
X	Dr. Selby Ballantyne	9	Mr. B. A. Jensen
XI	Mr. Paul Lowery	9	Mr. Rolland E. Grefe
XII	Dr. Robert H. Kiser	9	Mr. Irvin Ludwig
XIII	Dr. Robert D. Looft	9	Mr. Robert Warner
XIV	Dr. John A. Smith	8	Dr. A. Jay Gantz
XV	Mr. Lyle Hellyer	9	Mr. Stephen Gerard
XVI	Mr. C. W. Callison	5	Mr. C. D. Tomkins

MERGED AREA	NAME	LOCATION	SCHOOL TERM	DATE ORGANIZED
I	North East Iowa Vocational-Technical School North Center South Center	Calmar Calmar Dutouque	Quarter Quarter	May 2, 1966
II	North Iowa Area Community College	Mason City	Semester	May 3, 1966
III	Iowa Lakes Community College North Campus South Campus	Estherville Estherville Emmetsburg	Quarter Quarter	January 12, 1967
IV	Northwest Iowa Vocational School	Sheldon	Quarter	April 27, 1966
V	Iowa Central Community College Eagle Grove Center Fort Dodge Center Webster City Center	Fort Dodge Eagle Grove Fort Dodge Webster City	Semester Semester Semester	April 25, 1966
VI	Iowa Valley Community College District Ellsworth Community College Marshalltown Community College	Marshalltown Iowa Falls Marshalltown	Semester Semester (four career programs on quarter.)	July 9, 1966
VII	Hawkeye Institute of Technology	Waterloo	Quarter	May 25, 1966
IX	Eastern Iowa Community College District Clinton Community College Muscatine Community College Scott Community College	Davenport Clinton Muscatine Davenport	Semester Quarter Quarter	May 24, 1966
X	Kirkwood Community College	Cedar Rapids	Quarter	May 18, 1966
XI	Des Moines Area Community College Ankeny Campus Boone Campus	Ankeny Ankeny Boone	Quarter Quarter	May 23, 1966
XII	Western Iowa Tech	Sioux City	Quarter	November 9, 1966
XIII	Iowa Western Community College Clarinda Campus Council Bluffs Campus	Council Bluffs Clarinda Council Bluffs	Quarter Quarter	May 26, 1966
XIV	Southwestern Community College	Creston	Semester	April 23, 1966
XV	Indian Hills Community College Centerville Campus Iowa Tech Campus	Ottumwa Centerville Ottumwa	Semester Quarter	April 22, 1966
XVI	Southeastern Community College North Campus South Campus	Burlington Burlington Keokuk	Quarter Quarter	July 29, 1966

MERGED AREA SCHOOLS



★ ADMINISTRATIVE CENTER AND CAMPUS
 ■ OTHER CAMPUS (AREA SCHOOLS WITH MORE THAN ONE MAJOR CAMPUS)

EDUCATIONAL PROGRAMS

Iowa's area schools offer a wide variety of full-time and part-time educational programs. Educational opportunities are offered to a broad spectrum of Iowans within the respective merged areas in keeping with the mandate of the statutes authorizing the development of area schools.

Programs offered in area schools may be divided into four broad categories: adult education; college parallel education; career education; and specialized education programs for disadvantaged, handicapped, and other citizens with special needs.

Adult education divisions offer part-time programs for adult Iowans that include these major programs:

Adult Basic Education - Education for adults that is equivalent to an eighth grade education.

High School Completion - Education that includes adult high school courses and preparation for the high school equivalency examination for adults who have not completed a high school education.

Continuing and General Education - Education that includes a variety of experiences for adults of a pre-occupational, special purpose, avocational or recreational nature.

Career Education - Education that includes part-time supplementary programs for employed adults to upgrade occupational skills and short term preparatory programs of less than one term in length to prepare students for immediate employment.

Adult College Parallel - College parallel courses for part-time students usually offered in the evening or as extension courses away from major campuses.

Career education divisions offer specialized full-time occupational training for preparation for employment in approximately ninety different careers. These programs vary in length from a term of twelve weeks to two years (preparatory career education programs of less than twelve weeks in length are frequently offered in adult education divisions). Many of these career education programs include opportunities for cooperative paid work experience in the occupations for which training is offered.

College parallel divisions offer full-time programs of courses equivalent to the first two years of a baccalaureate degree program. These programs are intended either for transfer to four-year institutions or in some cases as programs that in themselves provide preparation for employment in a number of careers such as accounting, community services associate, law enforcement, library services, secretarial science and teacher assistant.

Specialized programs are offered in accord with needs within local areas. These programs include orientation centers for disadvantaged and handicapped, sheltered workshops, occupational training for inmates of correctional institutions, related instruction for workers employed in apprenticeship programs, occupational education for students who are also enrolled in local high schools, programs to train instructors to teach in adult basic education programs, part-time literacy preparation programs for migratory workers, occupational training for disadvantaged minority groups, in-plant occupational training for employed workers, community service programs, programs to prepare citizens for civil defense and other emergencies, programs in consumer homemaking for disadvantaged persons, and educational programs for persons convicted of driving while under the influence of alcohol. These programs are frequently offered through one of the three major educational divisions of the institutions but, in some cases, they are organized as specialized programs independent of these divisions.

CAREER EDUCATION PROGRAMS

The preparatory career education programs offered in area schools are identified below. These programs are organized sequences of courses that are offered for at least one quarter of twelve weeks or more for full-time programs and from four to twelve weeks for short-term programs. In the case of multi-campus institutions, the location of each program is identified. In addition to these programs many institutions offer a number of part-time and other specialized programs that are far too numerous to attempt to identify separately.

PREPARATORY CAREER EDUCATION PROGRAMS OFFERED DURING 1972-73 SCHOOL YEAR

Area I - Northeast Iowa Area Vocational-Technical School

<u>Taxonomy Number</u>	<u>Name of Program</u>	<u>Location</u>	<u>Enr.²</u>	<u>Length of Program</u>
01-0100000	Agricultural Production	Calmar	28	78 weeks
01-0200000	Agricultural Supplies and Services	Calmar	25	78 weeks
01-0301000	Agricultural Power and Machinery	Calmar	33	84 weeks
04-0800000	General Merchandising	Calmar	18	45 weeks
04-0900000	Hardware Marketing - Hardware & Building Materials	Calmar	34	48 weeks
07-0301000	Nursing Associate Degree	Calmar	66	91 weeks
07-0302000	Practical Vocational Nurse	Calmar	106	43 weeks
07-0302000	Practical Vocational Nurse	Dubuque	37	43 weeks
07-0303000	Nursing Assistance Aide	Calmar	130	04 weeks
09-0302000	Home Furnishings, Equipment and Services	Calmar	21	36 weeks
14-0101000	Accountants	Calmar	30	84 weeks
14-0102000	Bookkeepers.	Calmar	16	36 weeks
14-0102000	Bookkeepers	Dubuque	16	36 weeks

1. Preparatory career education programs of less than four weeks in length are identified as short-term programs, i.e., Nurse Aide/Orderly, Educational Assistant, Bricklaying Construction, Data Processing Keypunch and Truck Driver.

2. Enrollment - Total headcount in program during Fiscal Year 1973.

<u>Taxonomy Numbers</u>	<u>Name of Program</u>	<u>Location</u>	<u>Enr.</u>	<u>Length of Program</u>
14-03030000	General Office Clerks	Calmar	23	36 weeks
14-03030000	General Office Clerks	Dubuque	22	36 weeks
14-07020000	Secretaries	Calmar	22	36 weeks
14-07020000	Secretaries	Dubuque	22	36 weeks
16-01060300	Structural Technology	Calmar	26	84 weeks
17-03010000	Auto Body Repair	Calmar	13	36 weeks
17-03020000	Auto Mechanics	Calmar	30	72 weeks
17-10010000	Carpentry	Calmar	29	48 weeks
17-10020000	Electrician	Calmar	14	36 weeks
17-10040000	Masonry Construction	Calmar	14	36 weeks
17-10070000	Plumbing and Pipefitting	Calmar	11	48 weeks
17-23060000	Welding and Cutting	Calmar	15	36 weeks
17-23060000	Welding and Cutting	Dubuque	17	36 weeks
17-26020000	Cosmetology	Calmar	34	46 weeks

Area II - North Iowa Area Community College

01-02000000	Agricultural Supplies and Services	Mason City	39	80 weeks
01-03010000	Agricultural Power and Machinery	Mason City	17	44 weeks
04-08010000	General Merchandise Specialist	Mason City	38	80 weeks
07-03010000	Nursing Associate Degree	Mason City	87	85 weeks
07-03020000	Practical Vocational Nurse	Mason City	77	44 weeks
07-03030000	Nursing Assistance Aide	Mason City	37	04 weeks
07-09040000	Medical Assistant	Mason City	22	44 weeks
14-03030000	General Office Clerks	Mason City	23	36 weeks
14-07020000	Secretaries	Mason City	22	36 weeks
16-01080000	Electronic Technology	Mason City	37	72 weeks
16-01130200	Mechanical Technology, Machine and Tool Design	Mason City	31	72 weeks
17-01000000	Air Conditioning	Mason City	35	72 weeks
17-03020000	Auto Mechanics	Mason City	32	72 weeks

Area III - Iowa Lakes Community College

01-01000000	Agricultural Production	Emmetsburg	40	81 weeks
01-02000000	Agricultural Supplies and Services	Emmetsburg	41	81 weeks
01-03010000	Agricultural Power and Machinery	Emmetsburg	38	72 weeks
04-03100000	Partsman	Emmetsburg	10	45 weeks
04-08000000	General Merchandise	Emmetsburg	19	45 weeks
07-03010000	Nursing Associate Degree	Emmetsburg	27	96 weeks
07-03020000	Practical Vocational Nurse	Emmetsburg	44	48 weeks
07-03030000	Nursing Assistance Aide	Estherville	151	04 weeks
14-01010000	Accountants	Estherville	14	84 weeks
14-03030000	General Office Clerks	Emmetsburg	21	36 weeks
14-07020000	Secretaries	Emmetsburg	23	36 weeks
14-09010000	Clerk Typist	Emmetsburg	14	30 weeks
17-03010000	Auto Body Repair	Emmetsburg	23	48 weeks
17-03020000	Auto Mechanics	Emmetsburg	34	72 weeks
17-31000000	Small Engine Repair	Emmetsburg	25	45 weeks

Area IV - Northwest Iowa Vocational School

<u>Taxonomy Number</u>	<u>Name of Program</u>	<u>Location</u>	<u>Enr.</u>	<u>Length of Program</u>
01-01000000	Agricultural Production	Sheldon	29	84 weeks
07-03030000	Nursing Assistance Aide	Sheldon	88	04 weeks
14-01020000	Bookkeepers	Sheldon	18	36 weeks
14-03030000	General Office Clerks	Sheldon	46	24 weeks
14-07020000	Secretaries	Sheldon	20	36 weeks
16-01130200	Mechanical Technology, Machine and Tool Design	Sheldon	24	96 weeks
17-01000000	Air Conditioning	Sheldon	38	48 weeks
17-03010000	Auto Body Repair	Sheldon	30	48 weeks
17-03010000	Auto Body Repair (secondary)	Sheldon	26	72 weeks
17-03020000	Auto Mechanics	Sheldon	27	72 weeks
17-03020000	Auto Mechanics (secondary)	Sheldon	32	72 weeks
17-03020100	Service Station Mechanic	Sheldon	20	48 weeks
17-10010000	Carpentry	Sheldon	31	48 weeks
17-10020000	Electrician	Sheldon	35	48 weeks
17-10070000	Plumbing and Pipefitting	Sheldon	16	48 weeks
17-11000000	Custodial Services	Sheldon	22	48 weeks
17-12000000	Diesel Mechanic	Sheldon	43	96 weeks
17-13030000	Mechanical Drafting	Sheldon	17	48 weeks
17-14010000	Industrial Electrician	Sheldon	25	96 weeks
17-14020000	Lineman	Sheldon	75	48 weeks
17-23030000	Machine Operator (REBIT)	Sheldon	44	03 weeks
17-23050000	Sheet Metal	Sheldon	05	48 weeks
17-23060000	Welding and Cutting	Sheldon	23	48 weeks
17-23060000	Welding and Cutting (secondary)	Sheldon	25	72 weeks

Area V - Iowa Central Community College

01-02000000	Agricultural Supplies and Services	Fort Dodge	36	48 weeks
01-03010000	Agricultural Power and Machinery	Fort Dodge	40	44 weeks
03-00000000	Business Education (secondary)	Storm Lake	19	36 weeks
04-02000000	Apparel and Accessories	Fort Dodge	51	80 weeks
04-06000000	Food Distribution	Fort Dodge	57	81 weeks
04-08010000	General Merchandise	Fort Dodge	55	80 weeks
07-01010000	Dental Assisting	Fort Dodge	44	44 weeks
07-03010000	Nursing Associate Degree	Fort Dodge	113	88 weeks
07-03020000	Practical Vocational Nurse	Fort Dodge	74	48 weeks
07-03030000	Nursing Assistance Aide	Fort Dodge	130	04 weeks
07-09040000	Medical Assistant	Fort Dodge	47	44 weeks
14-03030000	General Office Clerks	Fort Dodge	25	36 weeks
14-03030000	General Office Clerks	Webster City	14	36 weeks
14-03030000	General Office Clerks	Eagle Grove	26	44 weeks
14-03030000	General Office Clerks (secondary)	Storm Lake	19	36 weeks
14-06010000	Educational Assistant	Fort Dodge	28	05 weeks
14-07010000	Executive Secretary	Fort Dodge	52	44 weeks
14-07020000	Secretaries	Webster City	05	36 weeks
14-07020000	Secretaries (secondary)	Storm Lake	21	36 weeks

Taxonomy Number

Name of Program

Location

Enr.

Length of Program

14-09010000	Clerk Typist	Fort Dodge	72	10 weeks
16-01080000	Electronic Technology	Fort Dodge	39	72 weeks
17-03020000	Auto Mechanics	Fort Dodge	35	72 weeks
17-03020100	Service Station Mechanic	Fort Dodge	24	44 weeks
17-10030200	Truck Driver	Fort Dodge	24	04 weeks
17-10040000	Masonry Construction	Fort Dodge	14	08 weeks
17-13030000	Mechanical Drafting	Fort Dodge	21	44 weeks
17-15990000	Radio and TV Broadcasting	Fort Dodge	37	82 weeks
17-23020000	Machine Shop	Fort Dodge	24	44 weeks
17-23060000	Welding and Cutting	Fort Dodge	26	36 weeks

Area VI - Iowa Valley Community College District

01-01000000	Agricultural Production	Ellsworth	13	82 weeks
01-01010600	Animal Science-Production Management	Ellsworth	31	82 weeks
04-02000000	Apparel and Accessories	Ellsworth	94	82 weeks
04-08010000	General Merchandise Specialist	Ellsworth	65	92 weeks
04-16000000	Petroleum	Ellsworth	19	92 weeks
07-01010000	Dental Assisting	Marshalltown	36	42 weeks
07-03020000	Practical Vocational Nurse	Marshalltown	62	42 weeks
07-03030000	Nursing Assistance Aide	Marshalltown	160	04 weeks
14-03030000	General Office Clerks	Ellsworth	14	36 weeks
14-07020000	Secretaries	Ellsworth	16	36 weeks
16-01080000	Electronic Technology	Marshalltown	24	72 weeks
16-01130200	Mechanical Technology, Machine, and Tool Design	Marshalltown	46	72 weeks
17-03020000	Auto Mechanics	Marshalltown	32	42 weeks
17-15030000	Radio/Television	Marshalltown	15	46 weeks
17-23020000	Machine Shop	Marshalltown	21	42 weeks
17-23070000	Tool and Die Making	Marshalltown	02	70 weeks

Area VII - Hawkeye Institute of Technology

01-01010600	Animal Science-Production Management	Waterloo	71	84 weeks
01-03010000	Agricultural Power and Machinery	Waterloo	28	72 weeks
01-05060000	Turf Management	Waterloo	45	72 weeks
04-03100000	Partsman	Waterloo	12	48 weeks
07-01010000	Dental Assisting	Waterloo	31	48 weeks
07-02030000	Medical Laboratory Assisting	Waterloo	42	48 weeks
07-03020000	Practical Vocational Nurse	Waterloo	167	52 weeks
07-03030000	Nursing Assistance Aide	Waterloo	26	04 weeks
09-02020000	Clothing Management, Production and Service	Waterloo	46	72 weeks
09-02040000	Home Furnishings, Equipment and Services	Waterloo	48	72 weeks
14-03030000	General Office Clerks	Waterloo	67	24 weeks
14-03030100	Medical Office Clerks	Waterloo	20	36 weeks
16-01060300	Structural Technology	Waterloo	31	84 weeks
16-01080000	Electronic Technology	Waterloo	78	84 weeks
16-01130200	Mechanical Technology, Machine and Tool Design	Waterloo	25	72 weeks

<u>Taxonomy Number</u>	<u>Name of Program</u>	<u>Location</u>	<u>Enr.</u>	<u>Length of Program</u>
16-01130200	Mechanical Technology, Machine & Tool Design (part-time)	Waterloo	54	168 weeks
16-06050000	Police Science Technology	Waterloo	76	72 weeks
17-03010000	Auto Body Repair	Waterloo	44	48 weeks
17-03020000	Auto Mechanics	Waterloo	84	48 weeks
17-04010000	Aircraft Maintenance	Waterloo	31	72 weeks
17-07000000	Commercial Art Occupations	Waterloo	73	72 weeks
17-09000000	Commercial Photography	Waterloo	66	72 weeks
17-10010000	Carpentry (secondary)	Waterloo	26	36 weeks
17-12000000	Diesel Mechanic	Waterloo	23	72 weeks
17-13010000	Architectural Drafting	Waterloo	32	48 weeks
17-13030000	Mechanical Drafting	Waterloo	23	48 weeks
17-15030000	Radio/Television	Waterloo	34	48 weeks
17-23020000	Machine Shop	Waterloo	23	48 weeks
17-23030000	Machine Operator	Waterloo	12	24 weeks
17-23040000	Machine Tool Maintenance	Waterloo	31	48 weeks
17-23060000	Welding and Cutting	Waterloo	89	24 weeks
17-23060000	Welding and Cutting (NEBIT)	Waterloo	38	07 weeks
17-23070000	Tool and Die Making	Waterloo	30	72 weeks

Area IX - Eastern Iowa Community College District

01-01000000	Agricultural Production	Muscatine	59	88 weeks
01-02000000	Agricultural Supplies and Services	Muscatine	18	80 weeks
07-02030000	Medical Laboratory Assisting	Scott	59	50 weeks
07-03010000	Nursing Associate Degree	Clinton	62	96 weeks
07-03020000	Practical Vocational Nurse	Scott	169	48 weeks
07-03020000	Practical Vocational Nurse	Clinton	44	48 weeks
07-03030000	Nursing Assistance Aide	Clinton	38	04 weeks
07-03050000	Surgical Technician - O.R.T.	Scott	56	48 weeks
09-02040000	Home Furnishings, Equipment and Services	Scott	44	48 weeks
14-01010000	Accountants	Scott	15	72 weeks
14-02030000	Programmers	Scott	18	72 weeks
14-03030000	General Office Clerks	Scott	18	36 weeks
14-07020000	Secretaries	Scott	67	36 weeks
16-01080000	Electronic Technology	Scott	47	72 weeks
16-01080000	Electronic Technology	Clinton	42	96 weeks
16-01090000	Electro Mechanical Technology	Scott	21	72 weeks
16-01139900	Mechanical Technology Design and Production	Scott	02	72 weeks
17-01000000	Air Conditioning	Scott	64	48 weeks
17-03010000	Auto Body Repair	Scott	71	48 weeks
17-03020000	Auto Mechanics	Scott	98	48 weeks
17-13010000	Architectural Drafting	Clinton	28	80 weeks
17-13030000	Mechanical Drafting	Scott	52	48 weeks
17-23060000	Welding and Cutting	Scott	24	24 weeks
17-31000000	Small Engine Repair	Scott	81	36 weeks

Area X - Kirkwood Community College

01-01000000	Agricultural Production	Cedar Rapids	61	84 weeks
01-02000000	Agricultural Supplies and Services	Cedar Rapids	22	84 weeks

<u>Taxonomy Number</u>	<u>Name of Program</u>	<u>Location</u>	<u>Enr.</u>	<u>Length of Program</u>
01-03010000	Agricultural Power and Machinery	Cedar Rapids	40	72 weeks
01-05020000	Floriculture	Cedar Rapids	30	48 weeks
01-05060000	Turf Management	Cedar Rapids	13	84 weeks
01-05110000	Landscape, Nursery and Garden Center	Cedar Rapids	30	84 weeks
01-06000000	Agricultural Resources	Cedar Rapids	66	84 weeks
04-02000000	Apparel and Accessories	Cedar Rapids	82	84 weeks
04-06000000	Food Distribution	Cedar Rapids	36	84 weeks
04-08010000	General Merchandise Specialist	Cedar Rapids	61	84 weeks
04-10000000	Home Furnishings	Cedar Rapids	02	84 weeks
04-12000000	Industrial Marketing	Cedar Rapids	17	84 weeks
07-01010000	Dental Assisting	Cedar Rapids	97	48 weeks
07-01030000	Dental Laboratory Technology	Cedar Rapids	48	96 weeks
07-03010000	Nursing Associate Degree	Cedar Rapids	84	96 weeks
07-03020000	Practical Vocational Nurse	Cedar Rapids	134	48 weeks
07-04010000	Occupational Therapy Assistant	Cedar Rapids	36	48 weeks
07-07010000	Environmental Health Assistant	Cedar Rapids	35	48 weeks
07-09030000	Respiratory Therapy	Cedar Rapids	29	96 weeks
07-09040000	Medical Assistant	Cedar Rapids	102	48 weeks
07-09100000	Orthopedic Assisting	Cedar Rapids	25	72 weeks
09-02030000	Food Management Production and Services	Anamosa	23	36 weeks
14-01010000	Accountants	Cedar Rapids	96	84 weeks
14-01020000	Bookkeepers	Cedar Rapids	36	48 weeks
14-02010000	Computer and Console Operators	Cedar Rapids	32	24 weeks
14-02020000	Key punch and Coding Equipment Operators	Cedar Rapids	35	12 weeks
14-02030000	Programmers	Cedar Rapids	123	96 weeks
14-03030000	General Office Clerks	Cedar Rapids	66	36 weeks
14-07010000	Executive Secretary	Cedar Rapids	41	72 weeks
14-07020000	Secretaries	Cedar Rapids	111	48 weeks
14-07020100	Medical Secretaries	Cedar Rapids	52	48 weeks
14-07020200	Legal Secretaries	Cedar Rapids	50	48 weeks
16-01060210	Water Treatment	Cedar Rapids	16	12 weeks
16-01060211	Wastewater Treatment	Cedar Rapids	136	24 weeks
16-01080000	Electronic Technology	Cedar Rapids	47	72 weeks
16-01080100	Electronics, Communications Technology	Cedar Rapids	47	48 weeks
16-01130200	Mechanical Technology, Machine and Tool Design	Cedar Rapids	34	72 weeks
17-03010000	Auto Body Repair	Anamosa	17	36 weeks
17-03010000	Auto Body Repair	Cedar Rapids	44	36 weeks
17-03020000	Auto Mechanics	Anamosa	18	36 weeks
17-03020000	Auto Mechanics	Cedar Rapids	51	48 weeks
17-10010000	Carpentry	Anamosa	11	24 weeks
17-13010000	Architectural Drafting	Cedar Rapids	39	48 weeks
17-13030000	Mechanical Drafting	Cedar Rapids	09	36 weeks
17-19000000	Graphic Arts Occupations	Cedar Rapids	48	48 weeks
17-23020000	Machine Shop-Day	Cedar Rapids	26	36 weeks
17-23020000	Machine Shop-Evening	Cedar Rapids	33	48 weeks
17-23030000	Machine Operator (NEBIT)	Cedar Rapids	54	03 weeks
17-23060000	Welding and Cutting	Anamosa	20	24 weeks
17-23060000	Welding and Cutting	Cedar Rapids	215	36 weeks
17-29020000	Cook/Chef	Cedar Rapids	14	36 weeks

<u>Taxonomy Number</u>	<u>Name of Program</u>	<u>Location</u>	<u>Enr.</u>	<u>Length of Program</u>
Area XI - Des Moines Area Community College				
01-02000000	Agricultural Supplies and Services	Ankeny	60	84 weeks
01-05110000	Landscape, Nursery and Garden Center	Ankeny	23	84 weeks
04-02000000	Apparel and Accessories	Ankeny	20	84 weeks
04-03100000	Partsmen	Ankeny	31	48 weeks
04-08000000	General Merchandise	Ankeny	22	48 weeks
04-08010000	General Merchandising Specialist	Ankeny	54	84 weeks
04-12000000	Industrial Marketing	Ankeny	47	84 weeks
07-01010000	Dental Assisting	Ankeny	90	48 weeks
07-02030000	Medical Laboratory Assisting	Ankeny	63	48 weeks
07-03010000	Nursing Associate Degree	Ankeny	33	96 weeks
07-03020000	Practical Vocational Nurse	Ankeny	202	48 weeks
07-03020000	Practical Vocational Nurse	Boone	92	48 weeks
07-03020000	Practical Vocational Nurse	Carroll	66	48 weeks
07-03030000	Nursing Assistance Aide	Ankeny	257	04 weeks
07-03050000	Surgical Technician - O.R.T.	Ankeny	44	48 weeks
07-09000000	Health Care Facility Administration	Ankeny	51	84 weeks
07-09040000	Medical Assistant	Ankeny	54	48 weeks
09-02010000	Care and Guidance of Children	Ankeny	47	48 weeks
14-01010000	Accountants	Ankeny	47	84 weeks
14-01020000	Bookkeepers	Ankeny	59	48 weeks
14-02010000	Computer and Console Operators	Ankeny	28	36 weeks
14-02020100	Keypunch and Coding Equipment Operators	Ankeny	72	06 weeks
14-02030000	Programmers	Ankeny	114	84 weeks
14-03030000	General Office Clerks	Ankeny	62	48 weeks
14-03030000	General Office Clerks	Boone	05	48 weeks
14-07010000	Executive Secretary	Ankeny	38	84 weeks
14-07020000	Secretaries	Ankeny	127	48 weeks
14-07020000	Secretaries	Boone	14	48 weeks
16-01080000	Electronic Technology	Ankeny	53	84 weeks
16-05040000	Food Service Supervisor	Ankeny	39	84 weeks
17-01000000	Air Conditioning	Ankeny	66	48 weeks
17-03020000	Auto Mechanics	Ankeny	116	84 weeks
17-07000000	Commercial Art Occupations	Ankeny	62	84 weeks
17-10010000	Carpentry	Ankeny	64	48 weeks
17-10040000	Masonry Construction	Ankeny	20	08 weeks
17-10110000	Floor Covering Mechanics (NEBIT)	Ankeny	26	08 weeks
17-12000000	Diesel Mechanic	Ankeny	94	84 weeks
17-13010000	Architectural Drafting	Ankeny	46	48 weeks
17-13030000	Mechanical Drafting	Ankeny	34	48 weeks
17-15020200	Industrial Electronics	Ankeny	51	48 weeks
17-19000000	Graphic Arts Occupations	Ankeny	40	48 weeks
17-23030000	Machine Operator	Ankeny	28	48 weeks
17-23060000	Welding and Cutting	Ankeny	42	24 weeks
17-23070000	Tool and Die Making	Ankeny	34	84 weeks
17-29020000	Cook/Chef	Ankeny	08	36 weeks
Area XII - Western Iowa Tech				
01-01010102	Beef Cattle Production	Sioux City	04	48 weeks
01-01010600	Animal Science-Production Management	Sioux City	60	48 weeks

<u>Taxonomy Number</u>	<u>Name of Program</u>	<u>Location</u>	<u>Enr:</u>	<u>Length of Program</u>
01-03010000	Agricultural Power and Machinery	Sioux City	36	48 weeks
07-01010000	Dental Assisting	Sioux City	27	48 weeks
07-03010000	Nursing Associate Degree	Sioux City	40	96 weeks
07-03020000	Practical Vocational Nurse	Sioux City	110	48 weeks
07-03020000	Practical Vocational Nurse	Cherokee	43	48 weeks
07-03030000	Nursing Assistance Aide	Sioux City	203	04 weeks
07-03050000	Surgical Technician - O.R.T.	Sioux City	07	48 weeks
14-01020000	Bookkeepers	Sioux City	57	48 weeks
14-02020100	Keypunch and Coding Equipment Operators	Sioux City	67	10 weeks
14-02030000	Programmers	Sioux City	31	48 weeks
14-02040000	Systems Analyst	Sioux City	07	72 weeks
14-03030000	General Office Clerks	Sioux City	73	24 weeks
14-07020000	Secretaries	Sioux City	43	48 weeks
14-07020100	Medical Secretaries	Sioux City	41	48 weeks
16-01080000	Electronic Technology	Sioux City	38	72 weeks
16-01130200	Mechanical Technology, Machine and Tool Design	Sioux City	31	72 weeks
16-06050000	Police Science Technology	Sioux City	55	72 weeks
17-01000000	Air Conditioning	Sioux City	45	48 weeks
17-03010000	Auto Body Repair	Sioux City	41	48 weeks
17-03020000	Auto Mechanics	Sioux City	70	48 weeks
17-06000000	Business Machine Maintenance	Sioux City	22	24 weeks
17-10010000	Carpentry	Ida Grove	37	48 weeks
17-10020000	Electrician	Mapleton	10	48 weeks
17-10030200	Truck Driver	Sioux City	110	06 weeks
17-10070000	Plumbing and Pipefitting	Denison	17	48 weeks
17-13030000	Mechanical Drafting	Sioux City	38	48 weeks
17-15010000	Electronics Communications	Sioux City	42	48 weeks
17-15030000	Radio/Television	Sioux City	33	48 weeks
17-21010100	Band and Orchestra Repair	Sioux City	33	48 weeks
17-21010200	Piano Tuner	Sioux City	23	48 weeks
17-23030000	Machine Operator	Sioux City	28	48 weeks
17-23060000	Welding and Cutting	Sioux City	20	24 weeks
17-29030000	Meat Cutter	Sioux City	44	24 weeks

Area XIII - Iowa Western Community College

01-01000000	Agricultural Production	Council Bluffs	33	96 weeks
01-03010000	Agricultural Power and Machinery	Council Bluffs	28	84 weeks
07-01010000	Dental Assisting	Council Bluffs	35	48 weeks
07-03010000	Nursing Associate Degree	Council Bluffs	73	96 weeks
07-03020000	Practical Vocational Nurse	Council Bluffs	51	48 weeks
07-03020000	Practical Vocational Nurse	Clarinda	40	48 weeks
07-03020000	Practical Vocational Nurse	Harlan	46	48 weeks
07-03020000	Practical Vocational Nurse	Atlantic	34	48 weeks
07-03030000	Nursing Assistance Aide	Council Bluffs	17	04 weeks
07-03050000	Surgical Technician - O.R.T.	Council Bluffs	20	48 weeks
07-09040000	Medical Assistant	Council Bluffs	35	48 weeks
09-02010000	Care and Guidance of Children	Council Bluffs	34	96 weeks

<u>Taxonomy Number</u>	<u>Name of Program</u>	<u>Location</u>	<u>Enr.</u>	<u>Length of Program</u>
14-02030000	Programmers	Council Bluffs	31	72 weeks
14-03030000	General Office Clerks	Council Bluffs	22	24 weeks
14-07020000	Secretaries	Council Bluffs	32	36 weeks
16-01060300	Structural Technology	Council Bluffs	18	72 weeks
16-01080000	Electronics Technology	Council Bluffs	82	72 weeks
16-01139900	Mechanical Technology Design and Production Option	Clarinda	18	72 weeks
17-03020000	Auto Mechanics	Council Bluffs	54	72 weeks
17-04010000	Aircraft Maintenance	Council Bluffs	63	72 weeks
17-04031000	Partsmen	Council Bluffs	21	48 weeks
17-19000000	Graphic Arts Occupations	Council Bluffs	19	72 weeks
17-23020000	Machine Shop	Council Bluffs	09	48 weeks
17-23030000	Machine Operator	Council Bluffs	03	24 weeks
17-23060000	Welding and Cutting	Council Bluffs	28	48 weeks
17-23070000	Tool and Die Making	Council Bluffs	29	84 weeks

Area XIV - Southwestern Community College

07-03020000	Practical Vocational Nurse	Creston	49	45 weeks
14-03030000	General Office Clerks	Creston	26	36 weeks
14-07020000	Secretaries	Creston	41	44 weeks
16-01080000	Electronic Technology	Creston	26	80 weeks
16-06990000	Educational Media Technician	Creston	17	72 weeks
17-03010000	Auto Body Repair	Creston	30	45 weeks
17-03020000	Auto Mechanics	Creston	53	45 weeks
17-10010000	Carpentry	Creston	36	62 weeks
17-13040000	Structural Drafting	Creston	22	45 weeks
17-23060000	Welding and Cutting	Creston	10	45 weeks

Area XV - Indian Hills Community College

01-01000000	Agricultural Production	Ottumwa	13	78 weeks
01-03010000	Agricultural Power and Machinery	Ottumwa	24	84 weeks
07-03010000	Nursing Associate Degree	Ottumwa	91	88 weeks
07-03020000	Practical Vocational Nurse	Ottumwa	61	48 weeks
07-03020000	Practical Vocational Nurse	Centerville	57	48 weeks
07-03030000	Nursing Assistance Aide	Ottumwa	140	04 weeks
14-02020100	Key punch and Coding Equipment Operators	Ottumwa	23	12 weeks
14-02030000	Programmers	Ottumwa	68	60 weeks
14-03030000	General Office Clerks	Ottumwa	18	36 weeks
14-07020000	Secretaries	Ottumwa	27	48 weeks
16-01080000	Electronic Technology	Ottumwa	59	84 weeks
17-03010000	Auto Body Repair	Ottumwa	21	48 weeks
17-03020000	Auto Mechanics	Ottumwa	44	48 weeks
17-03020000	Auto Mechanics	Centerville	31	72 weeks
17-04010000	Aircraft Maintenance	Ottumwa	44	84 weeks
17-04030000	Aviation Ground Operations	Ottumwa	23	84 weeks
17-10010000	Carpentry	Centerville	04	48 weeks
17-10030200	Truck Driver	Ottumwa	146	04 weeks
17-13030000	Mechanical Drafting	Centerville	24	72 weeks
17-15020100	Electronic Computer Maintenance	Ottumwa	95	72 weeks

<u>Taxonomy Number</u>	<u>Name of Program</u>	<u>Location</u>	<u>Enr.</u>	<u>Length of Program</u>
17-15030000	Radio/Television	Ottumwa	03	48 weeks
17-19000000	Graphic Arts Occupations	Ottumwa	17	84 weeks
17-23030000	Machine Operators	Ottumwa	08	48 weeks
17-23060000	Welding and Cutting	Ottumwa	45	24 weeks
17-29020000	Cook/Chef	Ottumwa	25	36 weeks
Area XVI - Southeastern Community College				
04-08010000	General Merchandise Specialist	Keokuk	05	84 weeks
07-02030000	Medical Laboratory Assisting	Mt. Pleasant	31	48 weeks
07-02990000	Medical Assistant	Mt. Pleasant	40	48 weeks
07-03010000	Nursing Associate Degree	Burlington	56	88 weeks
07-03010000	Nursing Associate Degree	Keokuk	104	88 weeks
07-03020000	Practical Vocational Nurse	Burlington	62	48 weeks
07-03030000	Nursing Assistance Aide	Burlington	07	04 weeks
14-03030000	General Office Clerks	Burlington	25	36 weeks
14-03030000	General Office Clerks	Keokuk	30	48 weeks
14-07020000	Secretaries	Burlington	28	36 weeks
14-07020000	Secretaries	Keokuk	52	48 weeks
16-01080000	Electronic Technology	Burlington	25	72 weeks
16-01130200	Mechanical Technology, Machine and Tool Design	Burlington	15	72 weeks
16-01130300	Mechanical Technology Production	Burlington	06	72 weeks
17-03010000	Auto Body Repair	Burlington	25	48 weeks
17-03020000	Auto Mechanics	Burlington	29	72 weeks
17-03020000	Auto Mechanics	Burlington	65	18 weeks
17-23020000	Machine Shop	Burlington	17	48 weeks
17-23060000	Welding and Cutting	Burlington	16	36 weeks

COLLEGE PARALLEL COURSES

Eleven of the area schools were organized as area community colleges during the 1972-73 school year and offered a college parallel program equivalent to the first two years of a baccalaureate degree program. The majority of college parallel courses offered in these institutions are organized as day-school courses within the college parallel divisions. The following information indicates the college parallel courses offered during the fiscal year 1973 in area community colleges. The majority of these courses are offered as credit courses that will generally transfer as credit to four-year institutions. In a few cases, courses are offered in college parallel divisions that are not intended for transfer purposes. These courses are identified with an "x" below the credit hour column. Some courses are offered in quarter terms and others in semester terms. Above each of the credit columns for each institution is either a "q", to indicate a quarter, or an "s", to indicate a semester term. A separate section includes those adult college parallel courses offered in adult education divisions.

The number of sections offered for each course during the fiscal year 1973 is identified behind the name of each individual course.

The majority of area community colleges offer within their college parallel divisions college parallel career-option programs. These programs, usually two year associate degree programs, offering students an opportunity to earn college credit while also preparing for immediate employment. Many of these programs are structured to provide an opportunity for a student to receive some work related experiences while they are enrolled in the program.

TABLE 1

MERGED AREA II

COURSE OFFERINGS IN COLLEGE PARALLEL

North Iowa Area Community College
Mason City, Iowa

Dept. or division	Title of course	Credit hours-S	No. of sect. offered	Dept. or division	Title of course	Credit hours-S	No. of sect. offered
Art	Art History I	4	1	Business (cont'd)	Medical Terminology I	3	1
	Art History II	4	1		Medical Terminology II	3	1
	Basic Design I	3	2		Office Machines	2	1
	Basic Design II	3	2		Office Machines and Record Keeping	4	4
	Drawing	3	2		Office Practice I	5	1
	Essentials of Art	3	5		Office Practice II	5	2
	Painting I	3	3		On-the-Job Training I	3	1
	Painting II	1-3	3		On-the-Job Training II	3	1
	Special Prob in Art	2	2		Personal Income Tax	1	2
					Secretarial Practice I	5	1
					Secretarial Practice II	5	1
	Business	Accounting Principles I	3		6	Shorthand I	4
Accounting Principles II		3	3	Shorthand II	4	3	
Business Law I		3	4	Shorthand III	4	1	
Business Law II		3	1	Typing I	3	4	
Business Statistics		3	2	Typing II	3	3	
Human Relations		3	1	Typing III	3	2	
Intermediate Acctg. I		3	1	Introduction to Teaching	2	4	
Intermediate Acctg. II		3	1	Engineering Graphics I	2	1	
Intro. to Business		3	6	Engineering Graphics II	2	1	
Intro. to Date Process'g		3	3	Engineering Problems	1	1	
Legal Office Practice I		5	1	Orient to Engineering	1	1	
Legal Office Practice II		5	1	Statics of Engineering	1	1	
Marketing		3	1				
Medical Office Prac. I		5	1				
Medical Office Prac. II		5	2				

2

TABLE I (CONTINUED)

MERGED AREA II

COURSE OFFERINGS IN COLLEGE PARALLEL

North Iowa Area Community College
Mason City, Iowa

Dept. or division	Title of course	Credit hours-S	No. of sect. offered	Dept. or division	Title of course	Credit hours-S	No. of sect. offered
English	Communication Skills	4	39	Math (cont'd)	Differential Equations	3	1
	Poetry & Drama	3	2		Intermediate Algebra	3	6
	Short Story & Novel	3	2		Linear Algebra	3	1
	World Literature I	3	2		Modern Math I	3	3
	World Literature II	3	2		Modern Math II	3	2
Foreign Language	Advanced Spanish I	3	1	Pre-Calculus	4	4	
	Advanced Spanish II	3	1	Applied Music Instru I	1-2	1	
	Beginning French I	4	1	Applied Music Instru II	1-2	1	
	Beginning French II	4	1	Applied Music Instru III	1-2	2	
	Beginning German I	4	2	Applied Music Instru IV	1-2	1	
	Beginning German II	4	2	Applied Music Piano I	1-2	1	
	Beginning Spanish I	4	2	Applied Music Piano II	1-2	1	
	Beginning Spanish II	4	2	Applied Music Piano III	1-2	1	
	Intermediate French I	4	1	Applied Music Piano IV	1-2	1	
	Intermediate French II	4	1	Applied Music Voice I	1-2	1	
	Intermediate German I	4	1	Applied Music Voice II	1-2	1	
	Intermediate German II	4	1	Applied Music Voice III	1-2	1	
	Intermediate Spanish I	4	1	Applied Music Voice IV	1-2	1	
	Intermediate Spanish II	4	1	Band I	1	1	
	Mathematics	Analytic Geom. & Calc. I	4	5	Band II	1	1
Analytic Geom. & Calc. II		4	4	Chorus I	1	1	
Analytic Geom. & Calc. III		4	2	Chorus II	1	1	
Basic Math for Gen. Ed.		3	6	Exploring Music	3	9	
College Alg. & Trig I		4	7	Instru Ensemble I	1-2	1	
College Alg & Trig II		4	2	Instru Ensemble II	1-2	1	
Computer Programming		3	2	Instru Ensemble III	1-2	1	
			Instru Ensemble IV	1-2	1		

TABLE 1 (CONTINUED)

MERGED AREA 11

COURSE OFFERINGS IN COLLEGE PARALLEL

North Iowa Area Community College
Mason City, Iowa

Dept. or division	Title of course	Credit hours-S	No. of sect. offered	Dept. or division	Title of course	Credit hours-S	No. of sect. offered
Music (cont'd)	Piano Class I	1	3	Science (cont'd)	Biological Principles	4	9
	Piano Class II	1	2		College Physics I	5	2
	Theory I	4	1		College Physics II	5	2
	Theory II	4	1		General Botany	4	2
	Theory III & Counterpt	4	1		Gen Inorg Chemistry I	3	1
	Theory IV & Form & Anal	4	1		Gen Inorg Chemistry II	3	1
	Voice Ensemble I	2	1		Gen Inorg Chemistry III	4	1
	Voice Ensemble II	2	1		General Physics I	4	3
	Voice Ensemble III	2	1		General Physics II	4	3
	Voice Ensemble IV	2	1		Genetics	4	1
Physical Education	Badminton	2	2	Health & Nutrition	3	3	
	Bowling	2	2	Introductory Chemistry	4	1	
	Games & Officiating I	2	2	Intro to Photography	2	3	
	Games & Officiating II	2	1	Microbiology	4	3	
	Physical Fitness	2	1	Nutrition	3	1	
	Softball	2	2	Organic Chemistry I	5	1	
	Tennis	2	1	Organic Chemistry II	5	1	
	Touch Football	2	2	Organic Chemistry	4	1	
	Volleyball	2	2	Physical Science	4	7	
	Weight Training	2	1	Principles of Physics	4	2	
Reading Clinic	Reading Improvement	2	7	Qualitative Analysis	3	2	
				Quantitative Analysis	4	2	
Science	Adv General Chem I	3	1	Special Problems in Biology	2	1	
	Adv General Chem II	3	1	Special Problems in Chem	2	2	
	Anatomy & Physiology I	4	1	Zoology	4	5	
	Anatomy & Physiology II	4	1				
				Adv Gen Psychology	3	2	
			American Government I	3	9		
			American Government II	3	2		



TABLE 1 (CONTINUED)

MERGED AREA II

COURSE OFFERINGS IN COLLEGE PARALLEL

North Iowa Area Community College
Mason City, Iowa

Dept. or division	Title of course	Credit hours-S	No. of sect. offered	Dept. or division	Title of course	Credit hours-S	No. of sect. offered	
Social Science (cont'd)	American History I	3	10					
	American History II	3	6					
	Economics I	3	7					
	Economics II	3	5					
	General Psychology	3	13					
	Human Growth & Dev	3	6					
	Man & His Environment	3	4					
	Marriage & Family	3	5					
	Sociology	3	12					
	Social Problems	3	2					
	Western Civilization I	4	7					
	Western Civilization II	4	8					
	World Geography	3	5					
	Speech & Theatre	Directed Exp. in Theatre	2	4				
		Group Discussion	2	4				
Introduction to Theatre		3	6					
Oral Interpretation Public Speaking		3 2	3 4					



TABLE I (CONTINUED)

MERGED AREA III

South Attendance Center (Emmetsburg)

COURSE OFFERINGS IN COLLEGE PARALLEL

Iowa Lakes Community College
Estherville, Iowa

Dept. or division	Title of course	Credit hours-Q	No. of sect. offered	Dept. or division	Title of course	Credit hours-Q	No. of sect. offered	
Business	Advanced Shorthand	4	2		Principles of Advertising	4	0	
	Beginning Shorthand	4	0		Principles of Economics I	3	1	
	Beginning Typewriting	3	0		Principles of Economics II	3	2	
	Business Correspondence	4	1		Principles of Economics III	3	1	
	Business Law I	3	0		Principles of Marketing	4	1	
	Calculating Machines	3	2		Records Management	2	1	
	Intermediate Shorthand	4	2		Reproduction Machines	3	0	
	Introduction to Business	3	3		Salesmanship	4	0	
	Principles of Accounting I	3	1		Secretarial Procedures	4	1	
	Principles of Accounting II	3	1		Typewriting II	3	3	
	Principles of Accounting III	3	1		Typewriting III	3	3	
	Money & Banking	4	1		Typewriting IV	3	1	
	Business Math	3	2		Typewriting I	3	4	
	Investments	3	1		Report Typing	1	1	
	Salesmanship	1	1		Income Tax	1	1	
	Electronic Calculator	1	1					
	Educ. & Psych.	Applied Psychology	3	2	Math	Analytic Geom. & Calc. I	5	2
		General Psychology I	3	2		Analytic Geom. & Calc. II	5	0
		Human Growth	3	1		College Mathematics	5	2
Intro. Education		5	1		Computer Science for Sec.	3	0	
General Psychology II		3	2		Intermediate Algebra	5	1	
English/ Speech/ Foreign Language	Advanced Public Speaking	3	1		Intro. to Computer Science	3	0	
	American Literature I	3	2		Mathematics for Gen. Ed.	5	1	
	American Literature II	3	0		Trigonometry	3	1	
	American Literature III	3	1		Computer Science I	5	1	

TABLE 1 (CONTINUED)

MERGED AREA III

COURSE OFFERINGS IN COLLEGE PARALLEL

Iowa Lakes Community College
Estherville, Iowa

South Attendance Center (Emmetsburg)

Dept. or division	Title of course	Credit hours-Q	No. of sect. offered	Dept. or division	Title of course	Credit hours-Q	No. of sect. offered
English/ Speech/ Foreign Language	English Composition I	3	7	Natural Science	Biological Science I	4	2
	English Composition II	3	4	Science	Biological Science II	4	2
	English Composition III	3	2		Biological Science III	4	2
	Group Process	2	1	Physical Science	General Physics I	4	0
	Intro. to Theatre	3	1		General Physics II	4	0
	Short Story	3	1		General Physics III	4	0
	Spanish I	4	1		Intro. to Chemistry I	4	1
	Spanish II	4	2		Intro. to Chemistry II	4	1
	Spanish III	4	1		Intro. to Chemistry III	4	1
	Speech	3	7		Physical Science I	4	1
	Speech Activities	1	0		Physical Science II	4	1
	World Literature I	3	1		Physical Science III	4	1
	World Literature II	3	1				2
	World Literature III	3	1				2
Fine Arts	Speech Activities	2	3	Social Science	American Government	3	3
	Intermediate Spanish III	4	1		American History to 1815	3	2
	Intermediate Spanish II	3	1	Physical Educ.	Weightlifting	1	3
	Journalism Activities	1	2		Personal Health	3	1
	Chorus	1	2		Varsity Weightlifting	1	1
	Art Appreciation	3	1		Veterans' Physical Education	1	1
	Drawing I	3	1				
	Music Appreciation	3	1				

TABLE 1 (CONTINUED)

MERGED AREA III

South Attendance Center (Emmetsburg)

COURSE OFFERINGS IN COLLEGE PARALLEL

Iowa Lakes Community College
Estherville, Iowa

Dept. or division	Title of course	Credit hours-Q	No. of sect. offered	Dept. or division	Title of course	Credit hours-Q	No. of sect. offered
Social Science	American History 1815 to 1900	3	2		Intro. to Political Science	3	1
	American History 1900-Present	3	2		Intro. to Sociology	3	1
	Classical Heritage of Western Civilization	3	0		Social Problems	3	2
	Current Issues	2	1		State & Local Government	3	2
	History of International Relations	3	4		Western Civilization I	3	1
	Intro. to Marriage & Family	3	0		Western Civilization II	3	1
	Philosophy	3	1		Western Civilization III	3	1
					Classical Heritage	3	1

TABLE I

MERGED AREA III

COURSE OFFERINGS IN COLLEGE PARALLEL

Iowa Lakes Community College
Estherville, Iowa

North Attendance Center (Estherville)

Dept. or division	Title of course	Credit hours-Q	No. of sect. offered	Dept. or division	Title of course	Credit hours-Q	No. of sect. offered
Business	Advanced Shorthand	4	2		Records Management	2	1
	Beginning Shorthand	4	1		Reproduction Machines	3	0
	Beginning Typewriting	3	0		Secretarial Accounting	3	1
	Business Correspondence	2	2		Secretarial Procedures	4	2
	Business Law I	3	3		Shorthand Transcription	4	1
	Business Law II	3	1		Typewriting I	3	4
	Business Math I	3	2		Typewriting III	3	2
	Calculating Machines	3	4		Typewriting IV	3	2
	Clerical Procedures	4	0				
	Income Tax	2	2	Educ. & Psych.	Applied Psychology	3	1
	Intermediate Accounting I	3	1		Field Mental Health	14	4
	Intermediate Accounting II	3	1		General Psychology I	3	2
	Intermediate Accounting III	3	1		Human Growth & Development	3	3
	Intermediate Shorthand	4	2		Introduction to Education	5	3
	Introduction to Business	4	2		Psychology of Adjustment	3	2
	Introduction to Management	4	1				
	Office Experience	2	1	English/Foreign Language	Advanced Public Speaking	3	0
	Office Practice	2	0		American Literature I	3	1
	Principles of Accounting I	3	5		American Literature II	3	1
Principles of Accounting II	3	4		American Literature III	3	1	
Principles of Accounting III	3	3		Argument and Debate	3	1	
Principles of Advertising	4	1		Creative Writing	2	0	
Principles of Economics I	3	2		English Composition I	3	15	
Principles of Economics II	3	2		English Composition II	3	12	
Principles of Economics III	3	2		English Composition III	3	11	
Principles of Marketing	4	1		English Literature I	3	0	

TABLE I (CONTINUED)

MERGED AREA. III

North Attendance Center (Estherville)

COURSE OFFERINGS IN COLLEGE PARALLEL

Iowa Lakes Community College
Estherville, Iowa

Dept. or division	Title of course	Credit hours-Q	No. of sect. offered	Dept. or division	Title of course	Credit hours-Q	No. of sect. offered
	Business Finance	3	2		Typewriting II	3	3
	Secretarial Machines	3	2		Shorthand Speed Building	4	1
	Secretarial Math	3	1		General Psychology II	3	6
	Salesmanship	4	1		Principles of Learning	3	2
	Income Tax	3	1		Report Typing	1	1
	Data Processing I	3	1		Electronic Calculator	1	1
	Investments	3	1				
	English Literature II	3	0	Fine Arts	Applied Music	1	13
	English Literature III	3	0		Art Appreciation	3	6
English/ Foreign Language (cont.)	French I	4	1		Band	1	3
	French II	4	1		Ceramics I	3	3
	French III	4	1		Ceramics II	3	2
	Group Process	2	1		Chorus	1	3
	Intermediate French I	4	0		Design I	3	3
	Intermediate French II	4	2		Design II	3	2
	Intermediate French III	4	1		Drawing I	3	1
	Intermediate Spanish I	4	0		Drawing II	3	3
	Intermediate Spanish II	3	1		Ear Training I	1	0
	Intermediate Spanish III	4	1		Ear Training II	1	1
	Introduction to Theatre	3	3		Ear Training	1	1
	Journalism I	2	1		Keyboard I	1	1
	Journalism II	2	2		Keyboard II	1	1
	Journalism III	2	1		Keyboard III	1	1
	Oral Interpretation	3	0		Madrigal	1	3
	Play Production	2	1		Music Appreciation III	3	1
	Reading Improvement I	1	8		Music Theory I	3	4
	Short Story	2	4		Music Theory II	3	1
	Spanish I	4	1		Music Theory III	3	1
	Spanish II	4	2		Painting I	3	2
	Spanish III	4	1		Painting II	3	2

TABLE I (CONTINUED)

MERGED AREA III

North Attendance Center (Estherville)

COURSE OFFERINGS IN COLLEGE PARALLEL

Iowa Lakes Community College
Estherville, Iowa

Dept. or division	Title of course	Credit hours-Q	No. of sect. offered	Dept. or division	Title of course	Credit hours-Q	No. of sect. offered
	Speech	3	14		Conducting I	3	2
	World Literature I	3	3		State Band	1	3
	World Literature II	3	4		Music History	3	3
	World Literature III	3	3		Skills & Tech. III	2	1
	Writing Lab	1	0		Conducting II	3	1
	Children's Lit.	3	1		Music Lit. III	2.5	1
	Library Orientation	1	7		Skills & Tech. II	2	1
	Writing Improvement	1	7		Music Apprec. II	3	1
	Journalism Activities	1	2		Music Lit. II	2.5	1
	Honors Seminar	1	1		Music Activities	1	1
	Reading Improve. II	1	2		Music Apprec. I	3	2
	Photography I	3	3		Sight Singing	1	1
	Photography II	3	2		Skills & Techn. I	2	1
	Photography III	3	1				
	Radio-Announcing	3	1	Math	Analytic Geom. & Cal. I	5	2
	Speech Activities	1	4		Analytic Geom. & Cal. II	5	2
	English II	1.5	1		Analytic Geom. & Cal. III	5	2
	English III	1.5	1		Analytic Geom. & Cal. IV	5	1
					College Mathematics	5	5
Natural Science	Biological Science I	4	2		Computer Science for Sec.	3	0
	Biological Science II	4	3		Computer Science - Fortram	3	1
	Biological Science III	4	3		Engineering Problems	2	1
	Environmental Problems (Ecology)	1 or 2	6		Intermediate Algebra	5	4

TABLE I (CONTINUED)

MERGED AREA III

North Attendance Center (Estherville)

COURSE OFFERINGS IN COLLEGE PARALLEL

Iowa Lakes Community College
Estherville, Iowa

Dept. or division	Title of course	Credit hours-Q	No. of sect. offered	Dept. or division	Title or course	Credit hours-Q	No. of sect. offered
Natural Science (cont.d)	Field Botany	4	0	Math	Intro. to Computer Science	5	0
	Intro. to Genetics & Evolution	4	0	(cont'd.)	Intro. to Statistics	5	1
	Intro. to Higher Plant Phyla	4	2		Math for General Education	3	10
	Intro. to Lower Plant Phyla	4	1		Trigonometry	3	4
	Intro. to Microbiology	4	0		Computer Sci. I	3	1
	Invertebrate Zoology	4	2		Comp. Sci. II	3	1
	Vertebrate Zoology	4	1		Intro. to Data Proc. I	3	2
Physical Education	Intro. to P.E.	2	2		Intro. to Data Proc. II	3	1
	Men's Physical Ed. I	1	0		Engineering Graphics I	3	2
	Men's Physical Ed. II	1	0	Physical	Engineering Physics I	5	1
	Personal Health	3	4	Science	Engineering Physics II	5	1
	Softball	1	1		Engineering Physics III	5	1
	Sports Officiating	1	1		General Physics I	4	1
	Tennis	1	0		General Physics II	4	1
	Women's Physical Ed. I	1	0		General Physics III	4	1
	Women's Physical Ed. II	1	2		Inorganic Chemistry I	5	1
	Golf (Co-ed)	1	1		Inorganic Chemistry II	5	1
	First Aid	3	3		Inorganic Chemistry III	5	1
	Athletic Injury	2	3		Intro. to Chemistry I	4	1
	Gymnastics	1	1		Intro. to Chemistry II	4	1
	Weightlifting	1	1		Intro. to Chemistry III	4	2
	Varsity Baseball	1	1		Organic Chemistry I	5	1
	Varsity Track	1	1		Organic Chemistry II	5	1
	Varsity Golf	1	1		Organic Chemistry III	5	1

TABLE I (CONTINUED)

MERGED AREA III

North Attendance Center (Estherville)

COURSE OFFERINGS IN COLLEGE PARALLEL

Iowa Lakes Community College
Estherville, Iowa

Dept. or division	Title of course	Credit hours-Q	No. of sect. offered	Dept. or division	Title of course	Credit hours-Q	No. of sect. offered
Phys. Ed. (cont.d)	Veterans' P.E.	1-2	6		Physical Science I	4	4
	Touch Football	1	1		Physical Science II	4	4
	Varsity Football	1	1		Physical Science III	4	5
	Vars. Cross Country	1	1		American Government	3	2
	Vars. Weightlifting	2	2	Social Science	American History to 1815	3	3
	Co-ed Volleyball	1	3		American History 1815-1900	3	2
	Basketball	1	1		American History 1900-Present	3	2
	Bowling I	1	2		Current Issues	2	3
	Bowling II	1	1		Elements of Geography	3	3
	Varsity Wrestling	1	1		Geo. of Primary Production	3	3
	Varsity Basketball	1	1		History of International Relations	3	1
					Intro. to Cultural Anthro.	3	1
					Intro. to Marriage & the Family	3	2
					Intro. to Philosophy	3	1
					Classical Heritage	3	1
					Intro. to Physical Anthro.	3	0
					Intro. to Political Science	3	2
					Intro. to Sociology	3	2
					Minority Relations in America	3	2
					Principles of Sociology	3	1
					Social Problems	3	3
					State and Local Government	3	3
					Western Civilization I	3	2
					Western Civilization II	3	2
					Western Civilization III	3	2
					History of Iowa	3	2
					Physical Anthropology	3	1

TABLE I

MERGED AREA V

Eagle Grove Center

COURSE OFFERINGS IN COLLEGE PARALLEL

Iowa Central Community College
Fort Dodge, Iowa

Dept. or division	Title of course	Credit hours-S	No. of sect. offered	Dept. or division	Title of course	Credit hours-S	No. of sect. offered
Art	Art History I	3	1	English Speech & Lit.	Basic English Skills	4	1
	Art History II	3	1		English I	3	4
	Studio Art Fundamentals I	2	1		English II	3	3
	Studio Art Fundamentals II	2	1		Intro. to Literature I	3	1
Business Admin.	Beginning Shorthand	3	1	Intro. to Literature II	3	1	
	Beginning Typewriting	3	1	Intro. to Theatre	2	1	
	Business Law	3	1	Speech Fundamentals	2	1	
	Intermediate Shorthand	3	1	Oral Interpretation	3	1	
	Intermediate Typewriting	3	2	Algebra & Trigonometry I	4	1	
	Introduction to Business	3	1	*Calculus & Analytic Geometry	4	2	
	Office Machines	3	2	Elementary Algebra	4	1	
	Office Management	3	1	Elementary Analysis	5	1	
	Office Procedures	3	1	Elementary Statistics	3	1	
	Principles of Accounting I	3	1	Fundamentals of Math	3	1	
	Principles of Accounting II	3	1	Math for General Education	3	1	
	Principles of Economics I	3	1	Elementary Spanish I	4	1	
	Principles of Economics II	3	1	Elementary Spanish II	4	1	
	Records Management	2	1	Intermediate Spanish I	4	1	
Advanced Typewriting	3	1	Intermediate Spanish II	4	1		
Education & Psych.	Applied Psychology	3	1	Applied Music-Piano	1	2	
	Educ. and Teaching Process	4	1	Applied Music-Voice	1	2	
	Introduction to Education	3	1	Concert Choir	1	2	
	General Psychology	3	3	Exploring Music I	3	2	
	Children's Literature	3	1				
	Human Growth & Development	3	1				
	Psy. of Human Relations	3	1				
	Human Potential Seminar	1	1				

*12:141-1 section.
12:142-1 section

TABLE I (CONTINUED)

MERGED AREA V

Eagle Grove Center

COURSE OFFERINGS IN COLLEGE PARALLEL

Iowa Central Community College
Fort Dodge, Iowa

Dept. or division	Title of course	Credit hours-S	No. of sect. offered	Dept. or division	Title of course	Credit hours-S	No. of sect. offered
Physical & Health Ed.	First Aid	2	1	Physical & Natural Science (cont'd.)	General Chemistry II	4	1
	History of Physical Educ.	2	1		General Physics I	4	1
	Hygiene	2	1		General Physics II	4	1
	Intro. to Physical Educ.	2	1		General Zoology	4	1
	Physical Education	1	4		Human Anatomy & Physiology	4	1
Physical & Natural Science	Games, Rules & Officiating	2	1		Physicob Science	4	2
	Biology	4	2	Social Science	American Civilization I	4	1
	General Chemistry I	4	1		American Civilization II	4	1
	Botany	4	1		Fundamentals of Amer. Gov.	3	1
	Field Ecology	3	1		Intro. to Geography	3	1
Art	Painting I	3	2	Business Admin.	Sociology: Social Problems	3	1
	Painting II	3	1		Western Civilization I	4	1
	Studio Art Fundamentals I	3	5		Western Civilization II	4	1
	Studio Art Fundamentals II	3	1		Marriage & Family Relations	3	1

Fort Dodge Center

Advanced Shorthand	3	1
Advanced Shorthand and Transcribing	3	1
Advanced Typewriting	3	2

TABLE I (CONTINUED)

MERGED AREA V

Fort Dodge Center

COURSE OFFERINGS IN COLLEGE PARALLEL

Iowa Central Community College
Fort Dodge, Iowa

Dept. or division	Title of course	Credit hours-S	No. of sect. offered	Dept. or division	Title of course	Credit hours-S	No. of sect. offered
Business Admin. (cont'd.)	Beginning Shorthand	3	1	English	English I	3	3
	Beginning Typewriting	3	2	Speech & Lit.	English I	4	26
	Business Law	3	3	(cont'd.)	English II	4	20
	Business Math	2	3		Intro. to Lit. I	3	6
	Business Writing	3	3		Intro. to Lit. II	3	5
	Intermediate Shorthand	3	1		Intro. to Theatre	3	5
	Intermediate Typewriting	3	2		Oral Interpretation	3	2
	Principles of Marketing	3	4		Persuasive Speech	3	2
	Introduction to Business	3	1		Advanced Composition	3	1
	Office Calculating Mach.	3	4		English	4	3
	Office Procedures	3	8		Basic English Skills	4	4
	Principles of Account. I	3	2		English	3	2
	Education & Psych.	Principles of Account. II	3	3	Law Enforcement	Administration of Justice	3
Records Management		2	2		Criminal Evidence	3	1
Intro. to Data Processing		3	3		Criminal Law I	3	1
Applied Psychology		3	2		Criminal Law II	3	1
Child Psychology & Develop.		3	3		Criminal Investigation	3	1
Children's Literature		3	2		Intro. to Law Enforc.	3	1
Educ. & Teaching Process		4	2		Defensive Tactics	1	1
Educational Psychology		3	2		Traffic Control	3	1
General Psychology		3	1		Patrol Procedures	3	1
Human Growth & Develop.		3	14				
Intro. to Education		3	6	Math & Engineer	Algebra & Trig. I	4	2
Psych. of Human Relations		3	3		Elementary Analysis	5	2
Human Potential Seminar		1	10		Elementary Statistics	3	2
English Speech & Lit.	American Writers I	3	3		Engineering Graphics I	3	1
	American Writers II	3	2		Engineering Graphics II	3	1
	Discussion	3	4		Engineering Problems	1	1
	Speech Fundamentals	2	5		Fundamentals of Math	3	4
	Technical Report Writing	3	2				

TABLE I (CONTINUED)

MERGED AREA V

Iowa Central Community College
Fort Dodge, Iowa

COURSE OFFERINGS IN COLLEGE PARALLEL

Fort Dodge Center

Dept. or division	Title of course	Credit hours-S	No. of sect. offered	Dept. or division	Title of course	Credit hours-S	No. of sect. offered
Math & Engineer (cont'd.)	Math for General Educ.	3	4	Physical & Natural Science	Biology	4	5
	Pre-Calculus	5	2		Botany	4	1
	Elementary Algebra	4	3		Chemistry I	4	1
	*Calculus & Analytic Geom.	4	5		Chemistry II	4	1
Modern Language	Advanced Spanish I	4	1	Elementary Organic Chem. I	4	1	
	Advanced Spanish II	4	1	General Chemistry I	4	3	
	Elementary French I	4	2	General Chemistry II	4	2	
	Elementary French II	4	2	General Physics I	4	1	
	Elementary Spanish I	4	1	General Physics II	4	1	
	Elementary Spanish II	4	2	General Zoology	4	3	
	Intermediate French I	4	1	Intro. to Organic Chem.	4	1	
	Intermediate Spanish I	4	2	Microbiology	4	2	
	Intermediate Spanish II	4	1	Organic Chemistry I	5	1	
	Intermediate French II	4	1	Man & His Environment	1	7	
Music	Applied Music-Instrumental	1	2	Man & His Environment	1	8	
	Applied Music-Piano	1	2	Organic Chemistry II	5	1	
	Applied Music-Voice	1	2	Physical Science	4	4	
	Chamber Choir	1	2	Physics I	5	1	
	Concert Band	1	2	Physics II	5	1	
	Concert Choir	1	2	Nutrition	3	1	
	Exploring Music I	3	8	Human Anatomy	4	2	
	Instrumental Ensemble	1	2	Human Physiology	4	1	
	Music Theory I	4	1	Elem. Organic Chemistry II	4	1	
	Music Theory II	4	1	American Civiliza. I	4	6	
	Music Theory III	4	1	American Civiliza. II	4	5	
	Music Theory IV	4	1				

*12:141-2 sections
12:142-2 sections
12:143-1 section

TABLE I (CONTINUED)

MERGED AREA V

Fort Dodge Center

COURSE OFFERINGS IN COLLEGE PARALLEL

Iowa Central Community College
Fort Dodge, Iowa

Dept. or division	Title of course	Credit hours-S	No. of sect. offered	Dept. or divisor	Title of course	Credit hours-S	No. of sect. offered
Social Science (cont'd.)	Consumer Economics	3	2	Social	State & Local Govern.	3	1
	Contemporary Issues	3	1	Science	Western Civilization I	4	8
	Economics I	3	11	(cont'd.)	Western Civilization II	4	5
	Economics II	3	4		Economic Geography	3	2
	Fundamentals of Amer. Govt.	3	10		Marriage & the Family	3	7
	Intro. to Geography	3	9		First Aid	2	2
	Intro. to Sociology; Principles	3	8	Physical & Health Ed.	History of Physical Ed.	2	1
	Sociology; Social Problems	3	4		Intro. to Physical Ed.	2	1
	Contemporary Issues II	3	2		Physical Education	1	23
					Sports Officialing	2	2
				Theory & Prac. of Individual & Dual Sports	2	4	
				Hygiene	2	2	

Webster City Center

Art	Studio Art Fundamentals I	2	1	Business	Intro. to Business	3	1
	Studio Art Fundamentals II	2	1	Admin. (cont'd.)	Office Machines	3	1
	Art History I	3	1		Principles of Account. I	3	1
	Art History II	3	1		Principles of Account. II	3	1
Business Admin.	Business Law I	3	1		Principles of Economics I	3	1
	Business Law II	3	1		Principles of Economics II	3	1
	Intermediate Typewriting	3	2		Principles of Marketing	3	1
	Retailing	3	1		Salesmanship	3	1
	Advanced Typewriting	3	1	Educ. & Psychology	Applied Psychology	3	1
				General Psychology	3	3	
				Intro. to Education	3	1	



TABLE I (CONTINUED)

MERGED AREA V

Webster City Center

COURSE OFFERINGS IN COLLEGE PARALLEL

Iowa Central Community College
Fort Dodge, Iowa

Dept. or division	Title of course	Credit hours-S	No. of sect. offered	Dept. or division	Title of course	Credit hours-S	No. of sect. offered
Educ. & Psychology (cont'd.)	Human Growth & Develop.	3	1	Music	Applied Music-Voice	1	2
	Psy. Human Relations	3	1		Concert Choir	1	2
English Speech & Lit.	English I	4	5		Exploring Music I	3	2
	English I	3	1		Music Theory I	4	1
	English II	4	3		Music Theory II	4	1
	Intro. to Literature I	3	1	Physical & Health Education	History of Physical Educ.	2	1
	Intro. to Theatre	3	1		Intro. to Physical Educ.	2	1
Math & Engineer	Oral Interpretation	3	1		Physical Education	1	6
	Basic English Skills	4	1		Theory & Practice of Individual and Dual Sports	2	2
	Intro. to Literature II	3	2		Hygiene	3	1
	Speech Fundamentals	2	1		First Aid	2	1
	American Writers II	3	1		Games, Rules & Officiating	2	1
	Discussion	3	1	Physical & Natural Science	Biology	4	2
	Linear Algebra	3	1		Botany	4	1
	Algebra & Trigonometry I	4	1		General Chemistry I	4	1
	Elementary Analysis	5	1		General Chemistry II	4	1
	Elementary Statistics	3	2		General Physics I	4	1
Fundamentals of Math	3	1		General Physics II	4	1	
Pre-Calculus	5	1		General Zoology	4	1	
Elementary Algebra	4	1		Human Anatomy & Physiology	4	1	
*Calculus & Analytic Geom.	4	3		Microbiology	4	1	
Modern Languages	Elementary French I	4	1		Physical Science	4	2
	Elementary French II	4	1		Independent Study	4	1
	Intermediate French I	4	1		*12:141-1 section		
	Intermediate French II	4	1		*12:142-1 section		
							*12:143-1 section

TABLE 1 (CONTINUED)

MERGED AREA V

Webster City Center

COURSE OFFERINGS IN COLLEGE PARALLEL

Iowa Central Community College
Fort Dodge, Iowa

Dept. or division	Title of course	Credit hours-S	No. of sect. offered	Dept. or division	Title of course	Credit hours-S	No. of sect. offered
Social Science	American Civilization I	4	1	Social Science	Introduction to Sociology	3	2
	American Civilization II	4	1	Science (cont'd)	Principles	4	2
	Fundamentals of American Government	3	2		Western Civilization I	4	1
	Introduction to Geography	3	1		Western Civilization II	4	1
	State & Local Government	3	1		Introduction to Sociology:	3	1
	Marriage & Family	3	1		Social Problems		

TABLE I (CONTINUED)

MERGED AREA VI

Marshalltown Community College (Marshalltown)

COURSE OFFERINGS IN COLLEGE PARALLEL

Iowa Valley Community College District
Marshalltown, Iowa

Dept. or division	Title of course	Credit hours-S	No. of sect. offered	Dept. or division	Title of course	Credit hours-S	No. of sect. offered	
Accounting	Accounting I	3	3	Biological	Life Science I	4	3	
	Accounting II	3	2	Science	Life Science II	4	1	
	Elements of Accounting	3	1	Science (cont'd.)	Microbiology	4	1	
					Zoology	4	1	
Art	Art Projects (Ind. Study)	3	2		Man and the Environment	2	1	
	Art Appreciation	3	2					
	Art & Crafts in Elem. Educ.	3	1	Business	Business Law I	3	3	
	Drawing I	2	2	Admin.	Business Law II	3	2	
	Drawing II	2	2		Business Communications	3	1	
	Design I	2	2		Business Mathematics	3	1	
	Painting I	2	2		Introduction to Business	3	5	
	Painting II	2	2		Intro. to Data Processing	3	1	
	Sculpture I	2	1		Principles of Advertising	3	1	
	Basic Eng. & Reading	Basic English	3	2		Principles of Marketing	3	2
		Developmental Reading	1	5		Principles of Retailing	3	1
Reading Improvement I		1	3		Principles of Salesmanship	3	1	
Reading Improvement II		1	3	Drama &	Fundamentals of Acting	2	2	
Study Skills		1	3	Theater	Intro. to the Theater	3	2	
Effective Listening		1	1		Stagecraft and Management	3	2	
Biological	Anatomy & Physiology I	4	1					
	Anatomy & Physiology II	4	1					
	Botany	4	2					

TABLE 1 (CONTINUED)

MERGED AREA VI

COURSE OFFERINGS IN COLLEGE PARALLEL

Marshalltown Community College (Marshalltown) — Iowa Valley Community College District
Marshalltown, Iowa

Dept. or division	Title of course	Credit hours-S	No. of sect. offered	Dept. or division	Title of course	Credit hours-S	No. of sect. offered
Economics & Social.	Economics I	3	5	History & Political	American Government I	3	4
	Economics II	3	2	Science	American Government II	3	1
	Intro. to Sociology	3	9		U. S. History I	3	2
	Marriage & the Family	3	2		U. S. History II	3	2
	Personal Economics	3	1		Western Civilization I	4	8
	Social Problems	3	1		Western Civilization II	4	6
	Intro. to Social Work	3	1		Contemporary Affairs	1	4
					Travel Study	1	4
Engineer.	Engineering Graphics I	3	1		Humanities	4	1
	Engineering Graphics II	3	1	Interdisci- plinary Studies	Human Potential Sem.	3	7
	Engineering Problems	1	1		Writing for Personal Express.	3	2
English	Creative Writing	2	1		Interpersonal Communication	3	1
	Composition Laboratory	1	2		The Individual and His Community	3	2
	English I	3	10		Advertising	3	1
	English II	3	10	Journalism	Advertising, Sales and Promotion	1	2
	English I (Advanced)	3	2		Intro. to Mass Communication	3	2
	English II (Advanced)	3	2		Photography	3	2
	Technical English I	2	1		Reporting I	3	2
	Technical English II	2	1		Reporting II	3	1
					Practical Reporting & Edit.	1	2
	Geography	World Geography	3	4			

TABLE I (CONTINUED)

MERGED AREA VI

Marshalltown Community College (Marshalltown)

COURSE OFFERINGS IN COLLEGE PARALLEL

low Valley Community College District
Marshalltown, Iowa

Dept. or division	Title of course	Credit hours-S	No. of sect. offered	Dept. or division	Title of course	Credit hours-S	No. of sect. offered	
Literature	Shakespeare	3	1	Music	Advanced Ear Training and Sight Singing IV	1	1	
	American Lit. to 1865	3	1		Band Ensemble	1	3	
	American Lit. Since 1865	3	1		Chorus and Ensemble	1	2	
	English Lit. to 1750	3	1		Ear Training and Sight Singing II	1	1	
	English Lit. Since 1750	3	3		Ear Training and Sight Singing III	1	1	
	Introduction to Literature	3	2		Harmony II	3	1	
	20th Century Literature	3	1		Harmony III	3	1	
	Modern Drama	3	1		Harmony IV	3	1	
	Short Novel	1	1		Intro. to Ear Training and Sight Singing I	1	1	
	American Short Story	1	1		Intro. to Harmony and Keyboard I	3	1	
	Black Literature	1	1		Madrigal Singers and/or Blue and Gold Singers	1	2	
	Folklore	1	1		Music Appreciation	3	3	
	Math	Analytic Geometry	3		2	Contemporary Music	1	2
		Calculus I	5		1	Music Literature from 1750	3	2
		Calculus II	5		1	Piano	1	7
		College Algebra	3		5	Stage Band and/or Tiger Band	1	1
Elementary Algebra		3	5	String	1	1		
Introductory Geometry		3	1	Voice	1	8		
Intermediate Algebra		3	7	Office Education	Advanced Transcription	3	1	
General Mathematics		3	4		Advanced Typewriting	3	2	
Probability & Statistics		3	1					
Trigonometry		2	3					
Modern Languages		French I	4		2			
		French II	4		1			
		French III	4		1			
		French IV	4		1			
		Spanish I	4		1			
		Spanish II	4		1			
	Spanish III	4	1					
	Spanish III	4	1					
	Spanish III	4	1					
	Spanish IV	4	1					

TABLE I (CONTINUED)

MERGED AREA VI

Marshalltown Community College (Marshalltown)

COURSE OFFERINGS IN COLLEGE PARALLEL

Iowa Valley Community College District
Marshalltown, Iowa

Dept. or division	Title of course	Credit hours-S	No. of sect. offered	Dept. or division	Title of course	Credit hours-S	No. of sect. offered
Office Education (cont'd.)	Beginning Typewriting	3	1	Physical Science	Chemistry I	4	2
	Business English	3	1		Chemistry II	4	1
	Business Machines	3	5		Elementary Organic Chem.	4	1
	Intermediate Typewriting	3	2		Engineering Physics I	5	1
	Office Techniques	3	3		Engineering Physics II	5	1
	Office Education Work	3	1		General Physics I	4	1
	Experience I	3	1		General Physics II	4	1
	Office Education Work	3	1		Intro. to General Chemistry	4	1
	Experience II	4	1		Physical Science	4	2
	Secretarial Practice I	4	1		Physical Science II	5	1
	Secretarial Practice II	4	1		Organic Chemistry I	4	1
	Shorthand I	3	1		Organic Chemistry II	4	1
	Shorthand II	3	1				
Philosophy	Intro. to Philosophy	3	2	Psychology & Educ.	Educational Psychology	3	2
					General Psychology	3	1
Physical Education	First Aid	2	2		Human Growth & Development	3	5
	Health	2	4		Introduction to Education	3	3
	Physical Education I	1	14		Introduction to Psychology	3	9
	Physical Education II	1	13		Psych. in Bus. & Industry	3	1
	Physical Education III	1	9		Practicum in Early Childhood	3	2
	Physical Education IV	1	9				
	Recreational Leadership	3	1		Advanced Speech	3	1
	Sports Officiating	2	2		Oral Interpretation	2	1
					Principles of Speech	2	15

TABLE 1

MERGED AREA VI

Ellsworth Community College (Ellsworth)

COURSE OFFERINGS IN COLLEGE PARALLEL

Iowa Valley Community College District
Marshalltown, Iowa

Dept. or division	Title of course	Credit hours-S	No. of sect. offered	Dept. or division	Title of course	Credit hours-S	No. of sect. offered	
Art	Creative Crafts	2	1	Business	Business Law	3	4	
	Fundamentals of Photography	2	2	Educ.	Bus. Letter Writing	2	2	
	Art for Elementary Educ.	3	2	(cont'd.)	Business Math	2	2	
	Design I	3	1		Consumer Problems	2	1	
	Design II	3	1		Economics I	3	3	
	Drawing I	2	1		Economics II	3	3	
	Drawing II	2	1		Beginning Shorthand	3	2	
	Painting I	2	2		Intro. to Typing	3	3	
	Painting II	2	1		Transcription	3	1	
	Pottery I	2	2		Personal Use Typing	1	3	
	Pottery II	2	1		Intermediate Account. I	3	1	
	Sculpture I	2	4		Intermediate Account. II	3	1	
	Biology	Anatomy	4	1		Intermediate Typing	3	3
		Botany	4	2		Intro. to Business	3	5
Environmental Biology		3	1		Office Machines	2	3	
General Biology		4	11		Salesmanship	3	2	
Genetics		3	2		Secretarial Procedures	3	2	
Principles of Physiology		4	1					
Zoology		4	2	Education	Human Growth & Develop.	3	7	
Micro-biology		4	1		Intro. to Teaching	2	5	
Business Educ.		Accounting I	3	4	Engineer.	Engineering Graphics I	3	1
		Accounting II	3	3		Engineering Graphics II	3	1
		Acc. for Secretaries	3	1		Engineering Problems	2	1
		Adv. Secret. Shorthand	3	2	Home	Costume Selection	2	1
		Adv. Typing I	3	3	Economics	Textiles	2	2

TABLE I (CONTINUED)

MERGED AREA VI

Ellsworth Community College (Ellsworth)

COURSE OFFERINGS IN COLLEGE PARALLEL

Iowa Valley Community College District
Marshalltown, Iowa

Dept. or division	Title of course	Credit hours-S	No. of sect. offered	Dept. or division	Title of course	Credit hours-S	No. of sect. offered
English	Advanced Composition	3	1	Math (cont'd.)	Differential & Integral Calculus II	5	1
	American Novel	3	1		Intermediate Algebra	3	1
	Accelerated Eng. Comp. I	3	1		Intro. Statistics	3	2
	Accelerated Eng. Comp. II	3	5		Math for General Educ.	3	5
	Basic English Comp. I	3	1		Pre-Calculus Math	4	1
	Basic English Comp. II	3	2		Cal. III & Diff. Eq.	4	1
	Children's Literature	3	16		Band, Freshman I	1	1
	English Composition I	3	14		Band, Freshman II	1	1
	English Composition II	3	4		Band, Sophomore I	1	1
	Introduction to Literature	3	1		Band, Sophomore II	1	1
	Mass Communications Comp. I	1	1		Band, Instrument Lessons, Freshman I	1	1
	Mass Communications Comp. II	1	12		Band, Instrument Lessons, Freshman II	1	1
	Publications Workshop I	1	1		Band, Instrument Lessons, Sophomore I	1	1
	Publications Workshop II	1	1		Brass Ensemble, Freshman I	1	1
Reading Improvement	2	1	Brass Ensemble, Freshman II	1	1		
Composition for Publication	2	1	Brass Ensemble, Sophomore I	1	1		
Modern Novella	3	1	Brass Ensemble, Sophomore II	4	1		
Foreign Language	Beginning Spanish I	4	3	Music Theory III	4	1	
	Beginning Spanish II	4	2	Music Theory IV	4	1	
	Intermediate Spanish I	4	1				
	Intermediate Spanish II	4	1				
Humanities	Art Interpretation	3	6				
	Literature in History	3	4				
Math	College Algebra	3	4				
	College Trigonometry	3	1				
	Differential & Integral Cal.	5	1				
	Computational Methods for Science	1	1				

TABLE I (CONTINUED)

MERGED AREA VI

Ellsworth Community College (Ellsworth)

COURSE OFFERINGS IN COLLEGE PARALLEL

Iowa Valley Community College District
Marshalltown, Iowa

Dept. or division	Title of course	Credit hours-S	No. of sect. offered	Dept. or division	Title of course	Credit hours-S	No. of sect. offered
Music (cont'd.)	Chamber Choir, Freshman I	1	1	Music	Woodwind Ensemble, Freshman I	1	1
	Chamber Choir, Freshman II	1	1	(cont'd.)	Woodwind Ensemble, Freshman II	1	1
	Chamber Choir, Sophomore I	1	1		Woodwind Ensemble, Sophomore I	1	1
	Chamber Choir, Sophomore II	1	1		Woodwind Ensemble, Sophomore II	1	1
	Choir, Freshman I	1	1				
	Choir, Freshman II	1	1	Physical Educ.	Archery (Women)	1/2	5
	Choir, Sophomore I	1	1		Archery (Men)	1/2	2
	Choir, Sophomore II	1	1		Basketball (Men)	1/2	9
	Exploring Music	3	8		Basketball (Women)	1/2	3
	Music Theory I	4	1		Bowling (Men)	1/2	8
	Music Theory II	4	1		Bowling (Women)	1	2
	Piano Lessons, Freshman I	1	1		Rowling (Women)	1	1
	Piano Lessons, Freshman II	1	1		Drill Team (Women)	1	1
	Piano Lessons, Soph. I	1	1		First Aid	2	8
	Piano Lessons, Soph. II	1	1		Flag football	1/2	2
	Stageband, Freshman I	1	1		Golf (Men)	1/2	2
	Stageband, Freshman II	1	1		Golf (Women)	1	2
	Stageband, Sophomore I	1	1		Golf (Men)	1/2	2
	Stageband, Sophomore II	1	1		Golf (Women)	1	2
	Voice Ensemble, Freshman I	x	1		Intercollegiate Athletics	1	8
	Voice Ensemble, Freshman II	x	1		Intro. to Physical Ed.	2	2
	Voice Ensemble, Soph. I	x	1		Modern Dance (Women)	1/2	2
	Voice Ensemble, Soph. II	x	1		Personal Health	2	7
	Voice Lessons, Freshman I	1	1		Recreational Leadership	3	3
	Voice Lessons, Freshman II	1	1		Physical Fitness (Women)	1/2	1
	Voice Lessons, Soph. I	1	1				
	Voice Lessons, Soph. II	1	1				

TABLE I (CONTINUED)

MERGED AREA VI

Ellsworth Community College (Ellsworth)

COURSE OFFERINGS IN COLLEGE PARALLEL

Iowa Valley Community College District
Marshalltown, Iowa

Dept. or division	Title of course	Credit hours-S	No. of sect. offered	Dept. or division	Title of course	Credit hours-S	No. of sect. offered
Physical Educ. (cont'd.)	Tennis (Men)	1	2	Psychology	Behavior Modification	3	2
	Tennis (Women)	1	2		Health Care	2	1
	Physical Fitness (Men)	2	2		Educational Psychology	3	2
	Soccer (Men)	2	2		Developmental Act. Materials	2	1
	Softball (Men)	2	2		Gen. Psych. Seminar	1	3
	Softball (Women)	2	7		Intro. to Mental Hygiene	2	3
	Sports Officiating I	1	2		Counseling and Tutoring	3	1
	Sports Officiating II	1	1		The Exceptional Child	3	1
	Tennis (Men)	2	1		Intro. to Human Services	1	1
	Tennis (Women)	2	4		American Government	3	8
	Volleyball (Men)	2	4		Intro. to Geography	3	2
	Wrestling (Men)	2	2		Marriage and Family	2	4
	Weightlifting	2	1		Social Problems	3	3
	Weightlifting (Men)	1	2		Sociology I	3	8
	Soccer (Women)	2	2		Sociology II	3	3
	Volleyball (Women)	2	2		State & Local Govt.	3	1
	Physical Science	Fund. of Chemistry I	4		2	U. S. History I	3
Fund. of Chemistry II		4	2	U. S. History II	3	2	
Gen. Inorganic Chem. I		4	2	World Civilization I	3	1	
Gen. Inorganic Chem. II		4	1	World Civilization II	3	2	
General Physics I		4	1	General Economics	3	3	
General Physics II		5	1	Intro. to Pol. Science	3	1	
Intro. to Organic Chem.		4	1	World Civilization III	3	1	
Intro. to Physics I		4	1	Basic Speech	2	24	
Intro. to Physics II		4	1	Discussion & Debate	2	1	
Physical Science		3	9	Fundamentals of Stagecraft	3	1	
Organic Chemistry II		4	1	Introduction to Drama	3	2	
Quantitative Analysis		4	1	Oral Interpretation	3	3	
				Public Address	3	2	
				Radio and TV Speech	3	1	

TABLE I

MERGED AREA IX

Clinton Community College (Clinton)

COURSE OFFERINGS IN COLLEGE PARALLEL

Eastern Iowa Community College District
Davenport, Iowa

Dept. or division	Title of course	Credit hours-S	No. of sect. offered	Dept. or division	Title of course	Credit hours-S	No. of sect. offered
Humanities	English Composition I	3	8	Math & Science	General Mathematics	3	6
	English Composition II	3	8		Math for General Educ.	3	1
	Developmental Reading I	1	16		Intermediate Algebra	3	2
	Developmental Reading II	1	2		College Algebra	3	3
	Speech Fundamentals	2	7		Trigonometry	3	1
	Intro. to Theatre	2	2		Elementary Statistics	3	1
	Stage Craft	2	2		College Algebra & Trig.	5	1
	Intro. to Literature I	3	2		Calculus & Analy. Geom. I	5	2
	American Literature I	3	1		Calculus & Analy. Geom. II	4	2
	Intro. to Literature II	3	2		Calculus & Analy. Geom. III	4	1
	American Literature II	3	1		General Biology I	5	5
	Beginning Spanish I	4	1		General Biology II	3	1
	Beginning Spanish II	4	1		Anatomy & Physiology	3	1
	Intermediate Spanish	3	1		Intro. to Chemistry I	4	1
	Intermediate Spanish II	3	1		Intro. to Chemistry II	4	1
	Art History & Appreciation	2	2		General Chemistry I	4	1
	Vocal Music I	1	1		General Chemistry II	4	1
	Vocal Music II	1	1		Physical Science	4	2
	Music Appreciation	2	2		College Physics I	4	1
	Class Piano I	1	1		College Physics II	4	1
	Class Piano II	1	1		Engineering Physics I	5	1
	Journalism I	2	2		Engineering Physics II	5	1
	Journalism II	2	2		Engineering Graphics I	2	1
G. S. English I	3	2	Engineering Graphics II	2	1		
G. S. Mathematics	2	2	Engineering Problems	1	1		
G. S. Science	2	1	Microbiology	4	1		
Children's Literature	3	1					
Rhetoric I	4	1					
Rhetoric II	4	1					

Does not include Voc-Tech courses in these programs:
 Drafting
 Electronics
 Associate Degree Nursing
 Licensed Practical Nurse

TABLE I (CONTINUED)

MERGED AREA IX

Clinton Community College (Clinton)

COURSE OFFERINGS IN COLLEGE PARALLEL

Eastern Iowa Community College District
Davenport, Iowa

Dept. or division	Title of course	Credit hours-S	No. of sect. offered	Dept. or division	Title of course	Credit hours-S	No. of sect. offered
Social Science	Principles of Sociology	3	3	Social	American Government	3	4
	Social Problems	3	3	Science	Principles of Econ. I	3	3
	Marriage & the Family	3	1	(cont'd.)	Principles of Econ. II	3	3
	Crime and the Community	3	2		Intro. to Business	3	2
	Intro. to Anthropology	3	1		Salesmanship	3	1
	Intro. to Law Enforcement	3	1		Personal Finance	3	1
	Criminal Law I	3	1		Marketing	3	1
	Criminal Law II	3	1		Business Law	3	2
	Criminal Evidence	3	2		Beginning Typing	2	1
	Administration of Justice	3	1		Advanced Typing	3	1
	General Psychology	3	8		Business Machines	2	4
	Intro. to Education	3	1		Beginning Shorthand	3	1
	Human Growth & Development	3	2		Principles of Account. I	3	2
	Psychology of Adjustment	3	1		Principles of Account. II	3	2
	Educational Psychology	3	1		First Aid	2	1
	U. S. History I	4	1		Foundations of Physical Education	2	1
	U. S. History II	4	1		Physical Education (Men) I	1	6
	U. S. History III	3	2		Physical Education II	1	6
	Western Civilization I	4	3		Physical Education III	1	3
	School Obs. & Aid	2	1		Physical Education IV	1	3
ADN Microbiology	5	1		Intermed. Shorthand	3	1	
ADN Physiology & Anatomy	5	1		Adv. Shorthand	3	1	
LPN Rhetoric	4	1		Office Machine & Prob.	3	1	
Drafting Com. Skills I & II	5	2		Secretarial Procedures	3	1	
Electronics Com. Skills I & II	5	2		Basic Accounting	2	2	
Human Relations (12 wks.)	5	1		Stenoscrypt	3	1	
Applied Economics (12 wks.)	5	1					

TABLE I (CONTINUED)

MERGED AREA IX

Muscatine Community College (Muscatine)

COURSE OFFERINGS IN COLLEGE PARALLEL

Eastern Iowa Community College District
Davenport, Iowa

Dept. or division	Title of course	Credit hours-Q	No. of sect. offered	Dept. or division	Title of course	Credit hours-Q	No. of sect. offered
Behavioral & Social Sciences	Accounting/Principles I	3	5	Behavioral & Social Sciences (cont'd.)	Economics-Readings	1-2	2
	Accounting Principles II	3	4		Psy. for Everyday Living	3	1
	Accounting Principles III	3	3		Psy. of Adjustment	4	2
	American Government I	3	5		Indus. Psychology	4	2
	American Government II	3	1		Intermediate Account. I	3	1
	American Govern.-Readings	1-2	0		Intermediate Account. II	3	1
	Anthropology I	3	2		Intro. to Business	3	4
	Anthropology II	3	2		Intro. to Data Process.	3	1
	Business Communications	3	1		Intro. to Law Enforc.	4	0
	Business Law I	3	2		Intro. to Education	5	2
	Business Law II	3	1		Intro. to Physical Ed.	3	2
	Buyer Behavior	3	1		Intro. to Sociology	3	4
	College Hygiene	3	3		Instructional Media	3	2
	Cost Accounting I	3	1		Juvenile Delinquency	4	0
	Cost Accounting II	3	1		Marketing	3	2
	Criminal Evidence	4	0		Marketing-Readings	1-2	3
	Criminal Law I	4	0		Library Service	2	1
	Criminal Law II	4	0		Office Calc. Machines	3	4
	Economics I	4	4		Office Sec. Machines	3	2
	Economics II	4	2		Physical Ed. Activities for Men I	1	4
	Economics III	4	2		Physical Ed. Activities for Men II	1	4
	Exploring Teaching I	1-2	1		Physical Ed. Activities for Men III	1	6
	Exploring Teaching II	1	1		Physical Ed. for Women	1	2
	First Aid	3	1		Adm'n. of Justice	4	0
	General Psychology I	3	6		Crim. Investigation I	3	0
	General Psychology II	2	5		Crim. Investigation II	3	0
	Human Growth & Development I	4	1		Patrol Procedure I	3	3
	Human Growth & Development II	3	1		Patrol Procedure II	3	3

TABLE I (CONTINUED)

MERGED AREA IX

Muscatine Community College (Muscatine)

COURSE OFFERINGS IN COLLEGE PARALLEL

Eastern Iowa Community College District
Davenport, Iowa

Dept. or division	Title of course	Credit hours-Q	No. of sect. offered	Dept. or division	Title of course	Credit hours-Q	No. of sect. offered
Behavioral & Social Sciences (cont'd.)	Legal Environment	3	1	Humanities	Fund. of News Writing I	1-3	1
	Cooperative Work Exper. I	3	1		Fund. of News Writing II	2-3	1
	Cooperative Work Exper. II	3	2		Band	1	3
	Office Procedures I	3	1		Children's Literature	3	1
	Office Procedures II	3	1		Chorus	1	3
	Office Procedures III	3	1		Elementary Theory I	4	3
	Traffic Control I	3	3		Elementary Theory II	4	3
	Traffic Control II	3	3		English Honors	3	2
	Police Science Seminar I	3	3		English Honors	3	2
	Police Science Seminar II	3	0		English Honors	3	3
	Principles of Sociology	3	2		Fresh, English	3	13
	Psychology-Readings	1-2	3		Fresh, English	3	13
	Records Management	3	1		Fresh, English	3	10
	Retailing	3	0		French I	4	1
	Retailing-Readings	3	0		French II	4	1
	Secretarial Accounting	3	1		French III	4	1
	Minority Groups in Amer.	3	1		French IV	3	1
	Shorthand I	3	1		French V	3	1
	Shorthand II	3	2		French VI	3	1
	Shorthand III	3	1		German I	4	2
	Social Problems	3	3		German II	4	2
	Sociology-Readings	1-2	3		German III	4	1
	Typewriting I	3	2		German IV	3	1
	Typewriting II	3	3		German V	3	1
	Typewriting III	3	2		German VI	3	1
	U. S. History I	3	2		Instrumental Lessons	0-2	0
	U. S. History II	3	2		Intro. to Music	5	3
	U. S. History III	3	2		Intro. to Theatre	3	1
	Western Civilization I	4	1		Creative Writing	1-3	2
	Western Civilization II	4	1		Fund. News Writing-III	2-3	1
	Western Civilization III	4	3		News Writing & Copy Editing	2-3	1

TABLE I (CONTINUED)

MERGED AREA IX

COURSE OFFERINGS IN COLLEGE PARALLEL

Muscatine Community College (Muscatine)

Eastern Iowa Community College District
Davenport, Iowa

Dept. or division	Title of course	Credit hours-Q	No. of sect. offered	Dept. or division	Title of course	Credit hours-Q	No. of sect. offered
Behavioral & Social Sciences (cont'd.)	Western Civilization IV	4	1	Humanities (cont'd.)	Adv. Features & Aux. Writing	2-3	1
	Western Civilization V	4	1		Adv. Newspaper Prod.	2-3	1
	Western Civ.-Readings	1-2	3		Readings in German I	2	1
	Theory of Baseball	2	1		Readings in German II	2	1
	Readings in J. S. History	1-2	3		Readings in German III	2	1
	P. E. Women II	1	5		Art Drawing I	3	5
	P. E. Women III	1	6		Art Drawing II	3	1
					Art History	3	3
					Intro. to Modern Art	3	2
					Basic Design	3	2
Humanities (cont'd.)	Journalism Workshop	1-2	3	Painting I	3	2	
	Adv. Journalism Workshop	1-2	3	Painting II	3	1	
	Orientation	1	11	Gov. Practice	1	3	
	Piano Lessons	0-2	3	Analytic Geom. & Cal. IA	5	2	
	Practical Play Production	1-2	3	Analytic Geom. & Cal. IB	5	2	
	Principles of Speech	3	19	Analytic Geom. & Cal. IC	5	2	
	Reading Improvement	1	3	Analytic Geom. & Cal. IIA	5	1	
	Readings and Group Discuss. of Current Problems in American Life			Anatomy I	3	1	
	Readings in American Lit.	1-2	3	Anatomy II	3	1	
	Readings in Dramatic Lit.	1-2	3	Architectural Drawing	3	1	
Readings in Poetry	1-2	3	Basic Chemistry I	4	1		
Readings in the Short Story	1-2	3	Basic Chemistry II	4	1		
Readings in World Lit.	1-2	3					
Small Vocal Ensemble	1-2	3	Basic/Bio-organic Chemistry	4	1		
Spanish I	4	1	College Algebra	4	4		
Spanish II	4	1	Differential Equations	5	1		
Spanish III	4	1	Elementary Algebra	4	4		

TABLE 1 (CONTINUED)

MERGED AREA IX

Muscatine Community College (Muscatine)

COURSE OFFERINGS IN COLLEGE PARALLEL

Eastern Iowa Community College District
Davenport, Iowa

Dept. or division	Title of course	Credit hours-Q	No. of sect. offered	Dept. or division	Title of course	Credit hours-Q	No. of sect. offered
Humanities (cont'd.)	Spanish IV	3	1	Science & Math (cont'd.)	Elementary Functions	5	2
	Spanish V	3	1		Elementary Statistics	5	3
	Spanish VI	3	1		Engineering Drawing I	3	1
	Vocal Lessons	0-2	3		Engineering Drawing II	3	1
	Intro. to Lit. I	3	7		Engineering Drawing III	3	2
	Intro. to Lit. II	3	7		Engineering Drawing IV	3	2
	Intro. to Lit. III	3	7		General Biology I	4	3
	English Lit. I	3	1		General Biology II	4	3
	English Lit. II	3	1		General Biology III	4	5
	English Lit. III	3	1		General Chemistry I	4	5
Science & Math (cont'd.)	Invertebrate Zoology	4	1	General Chemistry II	4	1	
	Microbiology I	3	1	General Chemistry III	4	1	
	Microbiology II	3	1	Intro. to Math	4	2	
	Organic Chemistry I	5	1	Instrument Analysis	4	1	
	Organic Chemistry II	5	1	Intro. to Computer Prog.	2	6	
	Organic Chemistry and Qualitative Analysis	5	1	Physics I	4	1	
	Physical Science I	4	1	Physics II	4	1	
	Physical Science II	4	2	Physics III	4	1	
	Physical Science III	4	2	Physics IV	5	1	
	Physical Science IV	4	1	Physics V	5	1	
	Slide Rule	1	0	Physics VI	5	1	
				Physiology I	3	1	
				Physiology II	3	1	
			Vertebrate Zoology	4	1		
			Nutrition	5	0		
			Quantitative Techniques I	4	1		
			Quantitative Techniques II	3	1		
			Zoological Concepts	4	1		

TABLE 1

MERGED AREA X

COURSE OFFERINGS IN COLLEGE PARALLEL

Kirkwood Community College
Cedar Rapids, Iowa

Dept. or division	Title of course	Credit hours-Q	No. of sect. offered	Dept. or division	Title of course	Credit hours-Q	No. of sect. offered
Art	Ceramics I	2	10	Business (cont'd.)	Business Internship	3	11
	Ceramics II	2	10		Business Internship	4	11
	Ceramics III	2	10		Business Internship	5	12
	Fund. of Design I	2	3		Business Internship	6	15
	Fund. of Design II	2	3		Ind. Study in Business	1	4
	Fund. of Design III	2	3		Ind. Study in Business	2	4
	Fund. of Drawing I	2	8		Ind. Study in Business	3	4
	Fund. of Drawing II	2	8		Ind. Study in Business	4	4
	Fund. of Drawing III	2	8		Ind. Study in Business	5	1
	Fund. of Painting I	2	3		Ind. Study in Business	6	1
	Fund. of Painting II	2	3		Ind. Study in Business	4	2
	Fund. of Painting III	2	3		Prin. of Management	.5	2
	Fund. of Prints & Comp. I	2	4		Int. Bus.-Labor Mngat. Rel.	1	2
	Fund. of Prints & Comp. II	2	4		Survey Bus./Its Occupation	.5	4
	Fund. of Prints & Comp. III	2	4		Int. Bus.-Social Prob. Bus.	.5	5
	Fund. of Sculpture I	2	3		Int. Bus.-Stock Market I	.5	11
	Fund. of Sculpture II	2	3		Int. Bus.-Stock Market II	.5	5
	Fund. of Sculpture III	2	3		Int. Bus.-Bus. Environ. Econ.	.5	3
	Art Appreciation	3	7		Int. Bus.-Bus. Environ. Govt.	.5	2
	Business	Prin. of Accounting I	3		15	Int. Bus.-Capital/Econ.	.5
Prin. of Accounting II		3	10	Int. Bus.-Consumer Econ.	.5	7	
Prin. of Accounting III		3	6	Int. Bus.-Internata Bus. Op.	.5	1	
Cost Accounting I		3	2	Int. Bus.-Franchising	.5	2	
Cost Accounting II		3	2	Int. Bus.-Bus. Credit	.5	5	
				Int. Bus.-Motivation	.5	3	
			Int. Bus.-Pers. Insurance	.5	4		

TABLE 1 (CONTINUED)

MERGED AREA X

COURSE OFFERINGS IN COLLEGE PARALLEL

Kirkwood Community College
Cedar Rapids

Dept. or division	Title of course	Credit hours-Q	No. of sect. offered	Dept. or division	Title of course	Credit hours-Q	No. of sect. offered
Business (cont'd.)	Inter Accounting I	3	1	Business (cont'd.)	Int. Bus.-Bus. Organization	.5	3
	Inter Accounting II	3	1		Int. Bus.-Marketing	.5	2
	Inter Accounting III	3	1		Traffic/Transport Mngmt. I	3	1
	Income Tax	3	2		Traffic/Transport Mngmt. II	3	1
	Agriculture Finance	2	1		Traffic/Transport Mngmt. III	3	1
	Prin. of Finance	3	2		Super./Pers. Admin.	3	1
	Business Internship	1	11		Inter. Comm. Law/Practice	3	2
	Business Internship	2	11		Business Law I	3	1
	Business Law I	4	11		Corr. V/Skill Drives	.5	4
	Business Law II	4	3		Tab III/Manu. V	.5	3
	Prin. of Marketing	4	7		Career Proj. 1/Skill Drive	.5	1
	Prin. of Retailing	4	3		Career Proj. 2/Skill Drive	.5	1
	Prin. of Selling	4	3		Career Proj. 3/Skill Drive	.5	1
	Mktg. Chan./Inst.-Pr. Mktg. II	4	3		Career Proj. 4/Skill Drive	.5	1
	Consumer Behavior	1	3		Career Proj. 5/Skill Drive	.5	1
	Prin. of Insurance	3	1		Speed Accuracy/Prod. Bufile	.5	1
	Prin. of Insurance	4	1		Corr. VI/Skill Drives	.5	1
	Prin. of Bank Operation	3	3		Bus. form 3/Manu. VI	.5	2
	Trust Function/Services	3	1		Ind. Prescribed Instr.	.5	2
	College Shorthand I	4	6		Number Keys/Skill Drives	.5	1
	College Shorthand II	4	6		Secr. Proj. 1/Skill Drive	.5	2
	College Shorthand III	4	5		Secr. Proj. II/Skill Drive	.5	2
	College Shorthand Trans.	4	4		Secr. Proj. III/Skill Drive	.5	6
	College Typing I	3	1		Selective Pers. Typing I	.5	1
	College Typing III	3	2		Selective Pers. Typing II	.5	1
	College Typing III	4	2		Selective Pers. Typing III	.5	1
	Office Machines	3	10		Tab IV/Manu. VII	.5	2



TABLE I (CONTINUED)

MERGED AREA X

COURSE OFFERINGS IN COLLEGE PARALLEL

Kirkwood Community College
Cedar Rapids

Dept. or division	Title of course	Credit hours-Q	No. of sect. offered	Dept. or division	Title of course	Credit hours-Q	No. of sect. offered
Business (cont'd.)	Filing Sys/Rec. Control	3	12	Business (cont'd.)	Tab II/Manu. III	.5	1
	Secretarial Procedures	4	1		Tab III/Manu. V	.5	1
	College Typing IV	3	2		Tab I/Manu. I	.5	1
	Alphabetic Keyboard	.5	4		Corr. VII/Skill Drives	.5	2
	Number Keys/Skill Drives	.5	3		Credit Administration	3	1
	Corr. I & Skill Drives	.5	4		Fund. of Bank Data Proc.	3	1
	Tab I/Manuscript I	.5	3		Inter. Comm./Law Pract. II	3	1
	Corr. II & Skill Drives	.5	4		Engin. Problems	2	1
	Bus. Form I/Manu II	.5	4		Engin. Problems	3	1
	Corr. III/Skill Drives	.5	4		Engin. Graphics I	3	2
	Tab II/Manu. III	.5	3		Engin. Graphics II	3	1
	Corr. IV/Skill Drive	.5	5		Elementary German I	4	1
	Bus. Forms II/Manu IV	.5	4		Elementary German II	4	1
	Composition I	4	38		Elementary German III	4	1
	Composition II	4	28		Elementary Spanish I	4	5
	Comp. Techniques I	4	2		Elementary Spanish II	4	6
Comp. Techniques II	3	1	Elementary Spanish III	4	5		
Effective Reading & Study Reading Lab	3	12	Intermediate Spanish I	3	5		
Critical Reading	1	12	Intermediate Spanish II	3	5		
Creative Writing	3	2	Intermediate Spanish III	3	5		
Speed Reading Lab	3	2	Spanish Civilization	3	3		
Children's Literature	1	3	Spanish-American Civ.	3	3		
Intro. to Literature I	4	2	Intermediate German I	3	1		
Intro. to Literature II	4	4	Intermediate German II	3	1		

TABLE 1 (CONTINUED)

MERGED AREA X

COURSE OFFERINGS IN COLLEGE PARALLEL

Kirkwood Community College
Cedar Rapids

Dept. or division	Title of course	Credit hours-Q	No. of sect. offered	Dept. or division	Title of course	Credit hours-Q	No. of sect. offered		
English (cont'd.)	Intro. to Literature III	4	2	Foreign Languages (cont'd.)	Intermediate German III	3	1		
	Masterpieces of Lit. I	4	3	Journalism	Intro. to Journalism	3	1		
	Masterpieces of Lit. II	4	2		Photo Journalism I	3	1		
	Masterpieces of Lit. III	4	3		Photo Journalism II	3	1		
	Black Literature	4	1		Radio & TV Production	4	1		
	Intro. to Broadcasting	4	1		Radio Report/Announce	4	1		
	Ind. Study in Lit.	1	4		Journalism Lab	2	1		
	Ind. Study in Lit.	2	3		Library Science	Instret-Education Media	3	1	
	Ind. Study in Lit.	3	3			Intro. to Uses of Library	3	3	
	Ind. Study in Lit.	4	3			Library Literature	3	1	
Foreign Languages (cont'd.)	Elementary French I	4	6			Library Routines	2	1	
	Elementary French II	4	7	Technical Processes		2	1		
	Elementary French III	4	6	School-Library Operations		3	1		
	Intermediate French I	3	6	Person. Develop.		Human Potential Lab	2	54	
	Intermediate French II	3	7			Science	Environmental Biology	4	4
	Intermediate French III	3	7				Prin. of Biology	4	13
	French Civilization I	3	3				Bio. of Organisms	4	9
	French Civilization II	3	3		Human Anat./Phys. I		4	1	
	French Civilization III	3	3		Human Anat./Phys. II		4	1	
	Math	College Algebra	5		10		Invertebrate Zoology	6	1
Analytic Geometry		5	3		55				
Calculus I		5	2						
Calculus II		4	2						
Calculus III		4	2						
Differential Equations		5	1						

TABLE 1 (CONTINUED)

MERGED AREA X

COURSE OFFERINGS IN COLLEGE PARALLEL

Kirkwood Community College
Cedar Rapids

Dept. or division	Title of course	Credit hours-Q	No. of sect. offered	Dept. or division	Title of course	Credit hours-Q	No. of sect. offered
Math (cont'd.)	Trigonometry	5	4	Science	Vertebrate Zoology	6	1
	Fund. of Statistics	5	5	(cont'd.)	Ind. Study in Biology	1	2
	Appreciation of Math	3	4		Prin. of Chemistry	4	4
	Intermediate Algebra	5	14		Fund. Organic Chemistry	4	1
	Differential Equations II	4	1		Fund. Biochemistry	4	1
	Linear Algebra	5	1		Quantitative Analysis	5	1
	Math for Elem. School Teachers	5	1		General Chemistry I	5	3
					General Chemistry II	5	3
					Organic Chemistry I	4	1
					Organic Chemistry II	4	2
Music	Brass	1	3		Organic Chemistry III	4	1
	Woodwind	1	3		Integrated Science I	4	1
	Percussion	1	3		Ind. Study in Chem.	1	1
	Voice	1	3		College Physics I	4	1
	Piano/Organ	1	5		College Physics II	4	1
	String	1	1		College Physics III	4	1
	Band	1	4		General Physics I	4	1
	Keyboard I	1	4		General Physics II	4	1
	Keyboard II	1	2		General Physics III	4	1
	Keyboard III	1	1		Phys. Sci.-Astronomy	4	2
	Vocal I	1	1		Phys. Sci.-Physics	4	1
	Vocal II	1	1		Man & His Environment	4	2
	Vocal III	1	1				
	Music Appreciation	4	10				
	Advanced Harmony I	3	3				
	Advanced Harmony II	3	3				
	Advanced Harmony III	3	3				
	Chorus	1	3				
	Ensemble	1	3				
	Music Theory I	4	3				
Music Theory II	4	3					
Music Theory III	4	3					

TABLE I (CONTINUED)

MERCED AREA X

COURSE OFFERINGS IN COLLEGE PARALLEL

Kirkwood Community College
Cedar Rapids

Dept. or division	Title of course	Credit hours-Q	No. of sect. offered	Dept. or division	Title of course	Credit hours-Q	No. of sect. offered
Social Science	Prin. of Bus. Economics I	3	4	Social Science	Social Problems	4	10
	Prin. of Bus. Economics II	3	1	(cont'd.)	Penology	4	1
	Economics I	3	16		Sprv/Mngmt. Correction Inst.	4	1
	Economics II	3	6		Probation, Parole, Pardons	4	1
	Economics III	3	5		Intro. to Corrections	4	1
	Money and Banking	3	1		Intro. to Law Enforcement	4	1
	Econ.-Collective Bargaining	3	1		Patrol Procedures	4	2
	Pub. Policy/Collective Barg.	3	1		Traffic Control	4	2
	Intro. to Cultural Anthro.	4	7		Criminal Investigation	4	2
	Ind. Study in Anthro.	4	1		Criminal Investigation II	4	1
	Ind.-Study In Anthro.	2	1		Administration of Justice	4	1
	Ind. Study in Anthro.	3	1		Criminal Evidence	4	2
	Ind. Study in Anthro.	4	1		Criminal Law I	4	2
	General Psychology	4	20		Criminal Law II	4	1
	Psychology of Child Develop.	4	9		Man & His Environment	4	1
	Educational Psychology	4	2		Human Geography	4	6
	American Public Education	4	2		U.S. History I (Modular)	4	6
	Psych. of Growth and Develop.	4	2		U.S. History II	4	5
	Ind. Study in Psych.	1	1		U.S. History III	4	5
	Ind. Study in Psych.	2	1		Western Civilization I	4	7
	Ind. Study in Psych.	3	1		Western Civilization II	4	4
	Ind. Study in Psych.	4	1		Western Civilization III	4	3
	Practicum-Teacher Assoc.	4	1		Black History	4	1
	Core Seminar III (COP)	1	1		Asian Civilization	4	1
	Core Seminar I (COP)	1	1		Asian Civilization II	4	1
	Intro. to Teaching	4	2		Asian Civilization III	4	1
	Core Seminar II (COP)	1	1		African Civilization	4	1



TABLE I (CONTINUED)

MERGED AREA X

COURSE OFFERINGS IN COLLEGE PARALLEL

Kirkwood Community College
Cedar Rapids

Dept. or division	Title of course	Credit hours-Q	No. of sect. offered	Dept. or division	Title of course	Credit hours-Q	No. of sect. offered
Social Science (cont'd.)	Practicum I (COP)	2	1	Social Science (cont'd.)	American-Indian History	4	1
	Practicum II (COP)	2	1		Ind. Study in History	1	1
	Practicum III (COP)	2	1		Ind. Study in History	2	1
	Intro. to Sociology	4	12		Ind. Study in History	3	1
	Marriage & Family	4	4		Ind. Study in History	4	1
	Criminology	4	3		Public Administration	4	1
	Intro. to Philosophy	4	1		Search for Fulfillment	5	1
	Intro. to Religion	4	2				
	American Government	4	6	Speech	Speech I	3	20
	State & Local Government	4	2		Speech II	3	1
	World Politics	4	3		Speech I (Inter Pers Com)	3	19
	Ind. Study in Poli. Sci.	1	1		Ind. Study in Speech	1	3
	Ind. Study in Poli. Sci.	2	1		Ind. Study in Speech	2	3
	Ind. Study in Poli. Sci.	3	1		Ind. Study in Speech	3	3
	Ind. Study in Poli. Sci.	4	1		Ind. Study in Speech	4	3
	Ind. Study in Sociology	1	1		Theatre Workshop	2	3
	Ind. Study in Sociology	2	1	Theatre			
	Ind. Study in Sociology	3	1				
	Ind. Study in Sociology	4	1				
	Juvenile Delinquency	4	2				
	Ind. Study in Social Sciences	1	1				
	Ind. Study in Social Sciences	2	1				
	Ind. Study in Social Sciences	3	1				
	Ind. Study in Social Sciences	4	1				
	Independent Study	1	1				
	Independent Study	2	1				
	Independent Study	3	1				
	Independent Study	4	1				

TABLE I

MERGED AREA XI

Ankeny Campus

COURSE OFFERINGS IN COLLEGE PARALLEL

Des Moines Area Community College
Ankeny

Dept. or division	Title of course	Credit hours-Q	No. of sects. offered	Dept. or division	Title of course	Credit hours-Q	No. of sects. offered
Communications & Humanities	Basic English Review	3	2	Communications & Humanities (cont'd.)	Art in Elementary Schools	3	2
	Developmental Reading	3	2		Intro. to Philosophy	3	13
	Speed Reading	3	1		Ethical Problems	3	4
	English for Bilingual Student	3	1		Music Appreciation	3	5
	College Review English	3	7		Choir	1	2
	Effective Learning	3	4		Children's Music	3	3
	Expository Analysis	3	36		Principles of Biology	4	16
	Mass Media Analysis	3	27		Survey of Physical Science	4	3
	Literary Analysis	3	9		Survey of Earth Science	4	2
	Intro. to Literature	3	1		Personal & Community Health	3	11
	Major British Writers	3	3		Biology of Lower Plants	4	1
	Contemporary Literature	3	2		Field Biology	4	2
	Continental Literature	3	2		Microbiology	5	1
	Children's Literature	3	3		Human Anatomy & Physiology	5	3
Science/Fiction	3	2	Environmental Biology	4	15		
Ankeny	Fundamentals of Speech	3	28	Anatomy I	3	1	
	Public Speaking	3	3	Anatomy II	3	1	
	Elementary French I	4	3	Physiology I	4	1	
	Elementary French II	4	2	Physiology II	4	1	
	Elementary French III	4	1	Survey in Chemistry	4	9	
	Elementary Spanish I	4	1	General Chemistry I	4	3	
	Elementary Spanish II	4	1	General Chemistry II	4	3	
	Art Appreciation	3	10	General Chemistry III	4	3	
	Fundamentals of Drawing I	3	3	General & Inorganic Chem. I	4	1	
	Fundamentals of Drawing II	3	2	General & Inorganic Chem. II	4	1	
	Intro. to Mass Communication	3	2	General & Inorganic Chem. III	4	1	
	News Reporting Principles	3	1	Organic Chemistry I	4	1	
	Promotion & Public Relations	3	2	Organic Chemistry II	4	1	
	Introduction to the Theatre	3	1	Organic Chemistry III	4	1	

TABLE I (CONTINUED)

MERGED AREA XI

Des Moines Area Community College
Ankeny

COURSE OFFERINGS IN COLLEGE PARALLEL

Ankeny Campus

Dept. or division	Title of course	Credit hours-Q	No. of sect. offered	Dept. or division	Title of course	Credit hours-Q	No. of sect. offered
Math & Science (cont'd.)	Intermediate Algebra	5	10	Social & Behavioral Sciences (cont'd.)	Survey of World Geography	3	3
	College Algebra & Trig.	5	10		Organ. & Admin. of Volunteers	3	1
	Elementary Statistics	5	4		Juvenile Delinquency	3	6
	Differential Equations	4	1		Group Processes	3	6
	College Physics I	4	1		Racial & Ethnic Relations	3	6
	College Physics II	4	2		Criminology	3	5
	College Physics III	4	1		Intro. to Gerontology	3	1
	Classical Physics I	5	1		General Psychology	5	35
	Classical Physics II	5	1		Abnormal Psychology	3	8
	Classical Physics III	5	1		Educational Psychology	4	2
	Finite Mathematics	5	1		Social Psychology	3	8
	Linear Algebra	4	1		Developmental Psychology	5	6
	Vertebrate Zoology	4	1		Human Relations	3	4
	Invertebrate Zoology	4	2		Western Civilization I	4	8
	Pre-calculus	5	4		Western Civilization II	4	6
	Calculus I	5	1		Western Civilization III	4	5
	Calculus II	5	1		U.S. History I	4	5
	Calculus III	5	1		U.S. History II	4	8
	College Arithmetic	3	1		U.S. History III	4	5
	Principles of Elem. Math	5	10		Afro-American History I	3	3
				Afro-American History II	3	2	
				American Nat'l. Gov't. I	3	18	
				American Nat'l. Gov't. II	3	5	
				State and Local Government	3	1	
				Comparative Political Systems	3	2	
				World Politics	3	1	
				U.S. Constitution	3	3	
				Mexican American History I	3	1	
				Mexican American History II	3	1	
Social & Behavioral Sciences	Physical Anthropology	3	7				
	Cultural Anthropology	3	9				
	Cultural Problems	3	1				
	Peoples & Culture of Mexico	3	1				
	Sociology I	3	24				
	Sociology II	3	3				
	Social Issues	3	20				
	Urban Sociology	3	5				
	Marriage and Family	3	10				

TABLE I (CONTINUED)

MERGED AREA XI

Ankeny Campus

COURSE OFFERINGS IN COLLEGE PARALLEL

Des Moines Area Community College
Ankeny

Dept. or division	Title of course	Credit hours-0	No. of sect. offered	Dept. or division	Title of course	Credit hours-0	No. of sect. offered
Human Services	Intro. to Criminal Justice Sys.	3	7	Human	Seminar in Police Problems	2	1
	Criminalistics I	3	4	Human Services (cont'd.)	Introduction to Social Work	3	4
	Criminalistics II	3	3		School and Community	3	1
	Criminal Evidence I	3	5		Interview & Inter-Pers. Rela.	3	6
	Criminal Evidence II	3	6		Rehabilitation Theory & Prac.	3	2
	Criminal Law I	3	3		Intro. to Ed. Media	3	1
	Criminal Law II	3	3		Intro. to Education	3	2
	Criminal Investigation I	3	4		Intro. to Long Term Care	3	1
	Criminal Investigation II	3	6		Intro. to Mental Health	3	3
	Police Operations	4	2				
	Police Organizations & Adm.	3	5	Business	Principles of Accounting I	4	8
	Penology	3	2		Principles of Accounting II	4	6
	Probation and Parole	3	2		Principles of Accounting III	4	3
	Police Community Relations	3	5		Intermediate Accounting I	4	1
	Traffic Administration	3	1		Business Law I	3	5
	Blood & Seminal Stains	3	1		Business Law II	3	1
	Weapons & Firearms Identif.	3	2		Economics I	3	9
	Toxicology, Narc. Hair & Fiber	3	2		Economics II	3	5
	Corrections & The Law	3	2		Economics III	3	4
	Principles of Photography	3	6		Introduction to Business	3	13
Intro. to Retardation	3	1		Principles of Marketing	3	6	
Case Records & Reporting	3	3		Business Statistics	5	2	
Children's Creative Activities	3	1		Introduction to Data Process.	4	5	
Prin. of Child Development	3	3		Survey of Econ. Principles	3	1	
Dynamics of Emotional Illness	3	1		Typewriting I	3	2	
Counseling Techniques	3	5		Consumer Economics	3	2	
Therapeutic Interaction & Int.	3	1		Fortran IV Programming	3	1	
Psych. of Drugs & Alcohol	3	1		Personnel Supervision	3	3	
Activities Mental Retarded	3	1		Prin. of Collective Bargaining	3	2	
Withdrawal Techniques	3	1		Business Math	3	2	

TABLE I (CONTINUED)

MERGED AREA XI

COURSE OFFERINGS IN COLLEGE PARALLEL

Des Moines Area Community College
Ankeny

Boone Campus

Dept. or division	Title of course	Credit hours-Q	No. of sect. offered	Dept. or division	Title of course	Credit hours-Q	No. of sect. offered
Communications & Humanities	College Review English	3	3	Math & Science (cont'd.)	Environmental Biology	4	2
	Expository Analysis	3	11		Survey in Chemistry	4	3
	Mass Media Analysis	3	7		General Chemistry I	4	2
	Literary Analysis	3	7		General Chemistry II	4	2
	Major British Writers	3	1		General Chemistry III	4	1
	Major American Writers	3	1		General & Inorganic Chem. I	4	2
	Contemporary Literature	3	1		General & Inorganic Chem. II	4	1
	Children's Literature	3	1		General & Inorganic Chem. III	4	1
	Business Communication	4	2		Organic Chemistry I	4	1
	Fundamentals of Speech	3	11		Organic Chemistry II	4	1
	Persuasion	3	1		Organic Chemistry III	4	1
	Elementary French I	4	1		Intermediate Algebra	5	2
	Elementary French II	4	1		College Algebra & Trig.	5	2
	Elementary French III	4	1		Elementary Statistics	5	1
	Art Appreciation	3	1		Differential Equations	4	1
	Fundamentals of Drawing I	3	2		College Physics I	4	1
	Introduction to the Theatre	3	1		College Physics II	4	1
	Publications Production	1	6		College Physics III	4	1
	Music Appreciation	3	1		Classical Physics I	5	1
	Choir	1	3		Classical Physics II	5	1
Piano	1	2	Classical Physics I'	5	1		
Math & Science	Principles of Biology	4	5	Finite Mathematics	5	3	
	Survey of Physical Science	4	2	Biology of Organisms	4	3	
	Survey of Earth Science	4	2	Vertebrate Zoology	4	1	
	Biology of Higher Plants	4	1	Invertebrate Zoology	4	2	
	Biology of Lower Plants	4	1	Pre-calculus	5	1	
	Microbiology	5	1	Calculus I	5	1	
	Human Anatomy & Physiology	5	2	Calculus II	5	1	
				Calculus III	5	1	

TABLE I (CONTINUED)

MERGED AREA XI

Boone Campus

COURSE OFFERINGS IN COLLEGE PARALLEL

Des Moines Area Community College
Ankeny

Dept. or division	Title of course	Credit hours-Q	No. of sect. offered	Dept. or division	Title of course	Credit hours-Q	No. of sect. offered
Math & Science (cont'd.)	College Arithmetic	3	3	Human Services	Intro. to the Exceptional Child	3	1
	Principles of Elem. Math	5	2		Intro. to Environ. Health	4	1
	Ecology	4	1		Intro. to Environ. Sanitation	3	1
	Engineering Problems I	1	1		Land Use Planning	3	1
	Engineer Graphics I	3	3		Intro. to Education	3	1
	Engineer Graphics II	3	2		Intro. to Mental Health	3	1
Social & Behavioral Sciences	Physical Anthropology	3	1	Business	Principles of Accounting I	4	4
	Cultural Anthropology	3	2		Principles of Accounting II	4	3
	Sociology I	3	4		Principles of Accounting III	4	3
	Sociology II	3	4		Intermediate Accounting I	4	1
	Marriage and Family	3	2		Intermediate Accounting II	3	1
	Criminology	3	1		Business Law I	3	1
	General Psychology	5	5		Business Law II	3	2
	Abnormal Psychology	3	1		Economics I	3	2
	Educational Psychology	4	1		Economics II	3	2
	Developmental Psychology	5	1		Advanced Dictation	2	1
	Human Relations	3	4		Office Machines	3	1
	Western Civilization I	4	2		Typing V	2	1
	Western Civilization II	4	2		Income Tax	3	1
	Western Civilization III	4	3		Personal & Community Health	3	1
	U.S. History I	4	2		Golf	1	4
	U.S. History II	4	1		Soccer	1	1
	U.S. History III	4	1		Tennis	1	4
	American Nat'l. Gov't. I	3	4		Bowling	1	2
	State and Local Government	3	1		Archery	1	3
Physical Geography	3	1	Fitness	1	4		

TABLE I (CONTINUED)

MERGED AREA XI

COURSE OFFERINGS IN COLLEGE PARALLEL

Boone Campus

Community

Des Moines Area Community College
Ankeny

Dept. or division	Title of course	Credit hours-Q	No. of sect. offered	Dept. or division	Title of course	Credit hours-Q	No. of sect. offered
Human Services (cont'd.)	Intro. to Criminal Justice Sys.	3	1	Physical Education	Recreational Games	1	2
	Criminal Law I	3	1	Recreation & Health (cont'd.)	Men's Basketball	1	1
	Criminal Law II	3	1		Volleyball	1	4
	Police Operations	4	1		Badminton	1	2
	Case Records & Reporting	3	1		Softball	1	1
					Outdoor Recreation	3	1
					Individual Sports	3	1
					Recreational Games	1	1
					Touch Football	1	1
					Intro. to Recreation	3	1
					Social Recreation	3	1

TABLE I

MERGED AREA XIII

Clarinda Campus

COURSE OFFERINGS IN COLLEGE PARALLEL

Iowa Western Community College
Council Bluffs, Iowa

Dept. or division	Title of course	Credit hours-Q	No. of sect. offered	Dept. or division	Title of course	Credit hours-Q	No. of sect. offered
Business	Advanced Shorthand I	3	1	Business	Principles of Insurance	5	1
	Advanced Shorthand II	3	1		Principles of Retailing	3	1
	Advanced Typewriting I	2	1		Salesmanship I	2	2
	Advanced Typewriting II	2	1		Salesmanship II	2	0
	Business Finance	3	2		Secretarial Procedures	3	1
	Business Law I	3	2		Personal Finance	3	2
	Business Law II	3	2				
	Business Law III	3	1				
	Business Machines	3	3				
	Business Mathematics	3	1				
	Business Writing & Speaking	3	1				
	Clerical Procedures	5	1				
	Elementary Shorthand I	3	1				
	Elementary Shorthand II	3	1				
	Elementary Shorthand III	3	1				
Elementary Typewriting	2	1					
Income Tax	3	1					
Intermediate Accounting I	3	0					
Intermediate Accounting II	2	0					
Intermediate Typewriting	2	1					
Intro to Business	3	2					
Intro to Data Processing	3	1					
Marketing I	3	1					
Marketing II	3	1					
Mid-Management Seminar	3	1					
Prin. of Accounting I	3	3					
Principles of Accounting II	3	3					
Principles of Accounting III	3	2					
Prin. of Management I	2	2					
Prin. of Management II	2	0					
				American Literature I	3	1	
				American Literature II	3	1	
				American Literature III	3	1	
				Applied Journalism	2	0	
				Argumentation & Debate	3	1	
				Elementary German I	4	0	
				Elementary German II	4	0	
				Elementary German III	4	0	
				Elementary Spanish I	4	2	
				Elementary Spanish II	4	2	
				Elementary Spanish III	4	1	
				Intermediate German I	4	0	
				Intermediate German II	4	0	
				Intermediate German III	4	0	
				Intermediate Spanish I	4	0	
				Intermediate Spanish II	4	0	
				Intermediate Spanish III	4	0	
				English Composition I	3	13	

TABLE 1 (CONTINUED)

MERGED AREA XIII

COURSE OFFERINGS IN COLLEGE PARALLEL

Clarinda Campus

Iowa Western Community College
Council Bluffs, Iowa

Dept. or division	Title of course	Credit hours-Q	No. of sect. offered	Dept. or division	Title of course	Credit hours-Q	No. of sect. offered
Language Arts	English Composition I	3	9	Social Sciences	Criminal Law I	3	0
	English Composition III	3	7		Criminal Law II	3	0
	Expository Writing	3	2		Criminal Law III	3	0
	Fund. of Speech I	3	9		Criminology	3	2
	Fund. of Speech II	3	3		Fund. of Criminal Justice	5	0
	Journalism I	3	0		Drugs & Behavior	3	0
	Journalism II	2	0		General Psychology I	3	5
	Oral Interpretation	3	1		General Psychology II	3	4
	Principles of English	3	0		General Psychology III	3	1
	Types of Literature I	3	1		Human Growth & Development	5	2
	Types of Literature II	3	2		Intro. to Education	3	1
	Types of Literature III	3	2		Intro. to Ethics	3	1
	Improved Reading Skills	1	2		Intro to Geography I	3	2
	Effective Listening	1	1		Intro to Geography II	3	0
					Intro to Mental Health	3	1
	Social Sciences	American Government I	3		3	Intro to Philosophy	3
American Government II		3	3	Intro to Social Service	3	1	
American Government III		3	2	Marriage and Family	3	2	
American History I		3	2	Methods of Social Service	5	1	
American History II		3	2	Mental Health Practicum I	6	0	
American History III		3	2	Mental Health Practicum II	6	0	
Applied Abnormal Psychology		3	0	Patrol Procedures	3	0	
Counseling the Mentally III I		3	0	Police and Comm. Relations	3	0	
Counseling the Mentally III II		3	0	Prin. of Economics I	3	3	
Criminal Evidence		5	1	Prin. of Economics II	3	2	
Criminal Investigation		5	2	Prin. of Economics III	3	3	
				Prin. of Sociology I	3	4	
				Prin. of Sociology II	3	3	
				Physiological aspects of the Mentally III	3	0	

TABLE I (CONTINUED)

MERGED AREA XIII

Clarinda Campus

COURSE OFFERINGS IN COLLEGE PARALLEL

Iowa Western Community College
Council Bluffs, Iowa

Dept. or division	Title of course	Credit hours-Q	No. of sect. offered	Dept. or division	Title of course	Credit hours-Q	No. of sect. offered
Social Sciences	Roles of Mental Health Worker	2	1	Fine Arts	Applies Bassoon	1-2	0
	Social Problems	3	3		Applied Trumpet	1-2	0
	Social Service Internship	10	3		Applied French Horn	1-2	0
	Traffic Control	3	0		Applied Trombone	1-2	0
	Western Civilization I	3	1		Applied Percussion	1-2	0
	Western Civilization II	3	2		Applied Voice	1-2	3
	Western Civilization III	3	2		Art Appreciation	3	2
	World Geography	3	2		Band	1	2
	World Politics	3	1		Choir	1	4
	Acting	3	1		Drawing	3	1
Fine Arts	Applied Piano	1-2	3	Ear Training & Sight Singing I	2	3	
	Applied Organ	1-2	3	Ear Training & Sight Singing II	2	0	
	Applied Harpsicord	1-2	0	Ear Training & Sight Singing III	2	0	
	Applied Violin	1-2	0	Fund. of Music	3	1	
	Applied Viola	1-2	0	Intro to Art	3	1	
	Applied String Bass	1-2	0	Intro to Drama	3	0	
	Applied Classical Guitar	1-2	0	Music Appreciation	3	2	
	Applied Harp	1-2	0	Music Theory I	3	1	
	Applied Cello	1-2	0	Music Theory II	3	2	
	Applied Piccolo	1-2	0	Music Theory III	3	1	
	Applied Flute	1-2	2	Music Theory IV	3	2	
	Applied Oboe	1-2	0	Music Theory V	3	2	
	Applied English Horn	1-2	0	Music Theory VI	3	0	
	Applied Saxophone	1-2	0	Oral Interpretation	3	1	
	Applied Clarinet	1-2	0	Orchestra	3	3	
				Oil Painting	3	1	
				Production of Drama	3	1	
				Radio & TV Production	3	1	
				Technical Theater	3	1	
				Water Base Painting	3	1	

TABLE I (CONTINUED)

MERGED AREA XIII

Clarinda Campus

COURSE OFFERINGS IN COLLEGE PARALLEL

Iowa Western Community College
Council Bluffs, Iowa

Dept. or division	Title of course	Credit hours-Q	No. of sect. offered	Dept. or division	Title of course	Credit hours-Q	No. of sect. offered
Health & Physical Education	Activities of Lower Class (men)	1	0	Science & Math	Animal Production	5	0
	Activities of Lower Class (women)	1	0		Anatomy & Physiology I	4	2
	Archery and Golf	1	3		Anatomy & Physiology II	4	2
	Basketball and Rhythmic	1	1		Beginning Algebra	3	0
	Basketball and Tumbling	1	1		Botany I	3	1
	Bowling	1	6		Botany II	3	1
	Badminton and Tennis	1	2		Calculus & Analytic Geom. I	5	1
	Defensive Tactics	1	1		Calculus & Analytic Geom. II	5	1
	Field Hockey and Tumbling	1	2		Calculus & Analytic Geom. III	5	0
	Football and Weight Training	1	1		Calculus & Analytic Geom. IV	5	1
	First Aid	3	3		Concepts of Modern Math	5	1
	Intro to Recreation	3	3		Chemistry of Life Processes	5	0
	Personal & Comm. Health	5	4		College Algebra	5	2
	Physical Fitness I	1	4		College Trigonometry	3	1
	Principles of Physical Ed.	3	0		Differential Equations	5	1
	Sports Officiating I	3	2		Environmental Biology	4	0
	Sports Officiating II	3	1		Engineering Graphics I	3	1
	Swimming	1	0		Engineering Graphics II	3	0
	Volleyball and Softball	1	2		Engineering Graphics III	3	0
	Wrestling and Tennis	1	1		Engineering Problems I	1	1
Judo and Self Defense I	1	0		Engineering Problems II	1	0	
Judo and Self Defense II	1	0		Engineering Problems III	1	0	
				Field Crops	4	1	
				Finite Mathematics I	3	3	
				Finite Mathematics II	3	1	
				General Biology I	4	2	
				General Biology II	4	2	

TABLE I (CONTINUED)

MERGED AREA XIII

Clarinda Campus

COURSE OFFERINGS IN COLLEGE PARALLEL

Iowa Western Community College
Council Bluffs, Iowa

Dept. or division	Title of course	Credit hours-Q	No. of sect. offered	Dept. or division	Title of course	Credit hours-Q	No. of sect. offered
Science & Math	General Biology III	4	2				
	General Chemistry I	4	2				
	General Chemistry II	4	1				
	General Chemistry III	4	1				
	General Physics I	4	1				
	General Physics II	4	1				
	General Physics III	4	1				
	Intermediate Algebra	5	2				
	Intro to Statistics	5	2				
	Microbiology I	3	0				
	Microbiology II	3	0				
	Modern Mathematics	5	0				
	Organic Chemistry I	4	1				
	Organic Chemistry II	4	1				
	Physical Science I	3	2				
	Physical Science II	3	0				
	Precalculus Math	4	1				
	Principles of Biology	5	0				
	Principles of Chemistry	5	2				
	Principles of Nutrition	3	0				
	Quantitative Analysis	4	1				
	Soil Science	4	1				
	Zoology I	3	1				
	Zoology II	3	1				

TABLE 1

MERGED AREA XIII

Council Bluffs Campus

COURSE OFFERINGS IN COLLEGE PARALLEL

Iowa Western Community College
Council Bluffs, Iowa

Dept. or division	Title of course	Credit hours-Q	No. of sects. offered	Dept. or division	Title of course	Credit hours-Q	No. of sects. offered
Business	Advanced Shorthand I	3	0	Business	Principles of Insurance	5	0
	Advanced Shorthand II	3	0		Principles of Retailing	3	2
	Advanced Typewriting I	2	0		Salesmanship I	2	2
	Advanced Typewriting II	2	0		Salesmanship II	2	2
	Business Finance	3	2		Secretarial Procedures	3	0
	Business Law I	3	2		Personal Finance	3	0
	Business Law II	3	2				
	Business Law III	3	2				
	Business Machines	3	5				
	Business Mathematics	3	7				
	Business Writing & Speaking	3	4				
	Clerical Procedures	5	0				
	Elementary Shorthand I	3	0	Language	American Literature I	3	1
	Elementary Shorthand II	3	0	Arts	American Literature II	3	1
	Elementary Shorthand III	3	0		American Literature III	3	2
	Elementary Typewriting	2	1		Applied Journalism	2	0
	Income Tax	3	3		Argumentation & Debate	3	0
	Intermediate Accounting I	3	1		Elementary German I	4	1
	Intermediate Accounting II	2	1		Elementary German II	4	0
	Intermediate Typewriting	2	0		Elementary German III	4	0
	Intro to Business	3	6		Elementary Spanish I	4	0
	Intro to Data Processing	3	2		Elementary Spanish II	4	0
	Marketing I	3	3		Elementary Spanish III	4	0
	Marketing II	3	3		Intermediate German I	4	0
	Mid-Management Seminar	3	1		Intermediate German II	4	0
	Prin. of Accounting I	3	5		Intermediate German III	4	0
	Principles of Accounting II	3	4		Intermediate Spanish I	4	0
	Principles of Accounting III	3	4		Intermediate Spanish II	4	0
	Prin. of Management I	7	2		Intermediate Spanish III	4	0
	Prin. of Management II	2	2		English Composition I	3	12

TABLE I (CONTINUED)

MERGED AREA XIII

Council Bluffs Campus

COURSE OFFERINGS IN COLLEGE PARALLEL

Iowa Western Community College
Council Bluffs, Iowa

Dept. or division	Title of course	Credit hours-Q	No. of sect. offered	Dept. or division	Title of course	Credit hours-Q	No. of sect. offered
Language Arts	English Composition II	3	13	Social Sciences	Criminal Law I	3	1
	English Composition III	3	8		Criminal Law II	3	1
	Expository Writing	3	1		Criminal Law III	3	1
	Fund. of Speech I	3	13		Criminology	3	3
	Fund. of Speech II	3	5		Fund. of Criminal Justice	5	2
	Journalism I	3	1		Drugs & Behavior	3	0
	Journalism II	2	0		General Psychology I	3	10
	Oral Interpretation	3	0		General Psychology II	3	9
	Principles of English	3	2		General Psychology III	3	7
	Types of Literature I	3	0		Human Growth & Development	5	1
	Types of Literature II	3	1		Intro. to Education	3	0
	Types of Literature III	3	0		Intro. to Ethics	3	3
	Improved Reading Skills	1	0		Intro. to Geography I	3	1
	Effective Listening	1	0		Intro. to Geography II	3	3
					Intro. to Mental Health	3	0
Social Sciences	American Government I	3	5		Intro. to Philosophy	3	3
	American Government II	3	5		Intro. to Social Service	3	0
	American Government III	3	3		Marriage and Family	3	1
	American History I	3	3		Methods of Social Service	5	1
	American History II	3	3		Mental Health Practicum I	6	0
	American History III	3	3		Mental Health Practicum II	6	0
	Applied Abnormal Psychology	3	2		Patrol Procedures	3	0
	Counseling the Mentally III I	3	0		Police and Comm. Relations	3	1
	Counseling the Mentally III II	3	0		Prin. of Economics I	3	4
	Counseling the Mentally III III	3	0		Prin. of Economics II	3	2
	Criminal Evidence	5	1		Prin. of Economics III	3	2
	Criminal Investigation	5	1		Prin. of Sociology I	3	8
					Prin. of Sociology II	3	9
					Physiological Aspects of the Mentally III	3	0

TABLE 1 (CONTINUED)

MERGED AREA XIII*

Council Bluffs Campus

COURSE OFFERINGS IN COLLEGE PARALLEL

Iowa Western Community College
Council Bluffs, Iowa

Dept. or division	Title of course	Credit hours-Q	No. of sect. offered	Dept. or division	Title of course	Credit hours-Q	No. of sect. offered
Social Sciences	Roles of Mental Health Worker	2	0	Fine Arts	Applied Basson	1-2	0
	Social Problems	3	1		Applied Trumpet	1-2	0
	Social Service Internship	10	3		Applied French Horn	1-2	0
	Traffic Control	3	0		Applied Trombone	1-2	0
	Western Civilization I	3	6		Applied Percussion	1-2	2
	Western Civilization II	3	4		Applied Voice	1-2	2
	Western Civilization III	3	3		Art Appreciation	3	3
	World Geography	3	1		Band	1	2
	World Politics	3	1		Choir	1	3
					Drawing	3	1
Fine Arts	Acting	3	1	Ear Training & Sight Singing I	2	1	
	Applied Piano	1-2	5	Ear Training & Sight Singing II	2	0	
	Applied Organ	1-2	4	Ear Training & Sight Singing III	2	0	
	Applied Harpsicord	1-2	0	Fund. of Music	3	3	
	Applied Violin	1-2	0	Intro. to Art	3	4	
	Applied Viola	1-2	0	Intro. to Drama	3	2	
	Applied String Bass	1-2	3	Music Appreciation	3	4	
	Applied Classical Guitar	1-2	3	Music Theory I	3	1	
	Applied Harp	1-2	0	Music Theory II	3	1	
	Applied Cello	1-2	0	Music Theory III	3	1	
	Applied Piccolo	1-2	0	Music Theory IV	3	0	
	Applied Flute	1-2	2	Music Theory V	3	0	
	Applied Oboe	1-2	0	Music Theory VI	3	0	
	Applied English Horn	1-2	0	Oral Interpretation	3	1	
	Applied Saxophone	1-2	0	Orchestra	3	0	
	Applied Clarinet	1-2	0	Oil Painting	3	1	
				Production of Drama	3	0	
				Radio & TV Production	3	0	
				Technical Theater	3	0	
				Water Base Painting	3	1	

TABLE I (CONTINUED)

MERGED AREA XIII

COURSE OFFERINGS IN COLLEGE PARALLEL

Iowa Western Community College
Council Bluffs, Iowa

Dept. or division	Title of course	Credit hours	No. of sect. offered	Dept. or division	Title of course	Credit hours	No. of sect. offered
Health & Physical Education	Activities of Lower Class (men)	1	0	Science & Math	Animal Production	5	0
	Activities of Lower Class (women)	1	0		Anatomy & Physiology I	4	1
	Archery and Golf	1	1		Anatomy & Physiology II	4	1
	Basketball and Rhythmic	1	0		Beginning Algebra	3	0
	Basketball and Tumbling	1	1		Botany I	3	1
	Bowling	1	2		Botany II	3	1
	Badminton and Tennis	1	0		Calculus & Analytic Geom. I	5	1
	Defensive Tactics	1	1		Calculus & Analytic Geom. II	5	1
	Field Hockey and Tumbling	1	0		Calculus & Analytic Geom. III	5	0
	Football and Weight Training	1	1		Calculus & Analytic Geom. IV	5	0
	First Aid	3	0		Concepts of Modern Math	5	0
	Intro. to Recreation	3	1		Chemistry of Life Processes	5	2
	Personal & Comm. Health	5	1		College Algebra	5	1
	Physical Fitness I	1	2		College Trigonometry	3	1
	Principles of Physical Ed.	3	1		Differential Equations	5	0
	Sports Officiating I	3	3		Environmental Biology	4	5
	Sports Officiating II	3	1		Engineering Graphics I	3	0
	Swimming	1	2		Engineering Graphics II	3	0
	Volleyball and Softball	1	1		Engineering Graphics III	3	0
	Wrestling and Tennis	1	0		Engineering Problems I	1	0
	Judo and Self Defense I	1	2		Engineering Problems II	1	0
	Judo and Self Defense II	1	0		Engineering Problems III	1	0
		1	1		Field Crops	4	0
		1	1		Finite Mathematics I	3	2
		1	1		Finite Mathematics II	3	1
		1	1		General Biology I	4	1
		1	1		General Biology II	4	1



Dept. or division	Title of course	Credit hours-Q	No. of sect. offered	Dept. or division	Title of course	Credit hours-Q	No. of sect. offered
Science & Math	General Biology III	4	1				
	General Chemistry I	4	2				
	General Chemistry II	4	0				
	General Chemistry III	4	1				
	General Physics I	4	0				
	General Physics II	4	0				
	General Physics III	4	0				
	Intermediate Algebra	5	3				
	Intro. to Statistics	5	2				
	Microbiology I	3	1				
	Microbiology II	3	0				
	Modern Mathematics	5	0				
	Organic Chemistry I	4	1				
	Organic Chemistry II	4	1				
	Physical Science I	3	0				
	Physical Science II	3	0				
	Precalculus Math	4	2				
	Principles of Biology	5	4				
	Principles of Chemistry	5	4				
	Principles of Nutrition	3	1				
	Quantitative Analysis	4	1				
	Soil Science	4	0				
	Zoology I	3	1				
	Zoology II	3	1				

TABLE I

MERGED AREA XIV

Creston Campus

COURSE OFFERINGS IN COLLEGE PARALLEL

Southwestern Community College
Creston, Iowa

Dept. or division	Title of course	Credit hours-S	No. of sect. offered	Dept. or division	Title of course	Credit hours-S	No. of sect. offered
Humanities	American Literature	3	2	Humanities	Reading & Study Skills Dev.	1	9
	Art Appreciation	3	2	(cont'd.)	Digi-Sing. & Ear ng.	2	2
	Art History	3	2		Spanish	5	3
	Arts and Crafts	3	1		Speech	2	4
	Children's Literature	3	1		Theatre Appreciation	3	1
	Communications	3	1				
	Concert Choir	1	2	Math &	Botany	4	1
	Drawing and Design	3	1	Science	Cal w/Analytic Geom. I	5	1
	English I	3	6		Cal w/Analytic Geom. II	5	1
	English II	3	7		Cal w/Analytic Geom. III	5	1
	English Literature	3	2		Chemistry I	5	1
	Ensemble (men)	3	2		Chemistry II	5	1
	Ensemble (mixed)	3	2		College Algebra & Trig.	5	2
	Ensemble (women)	3	2		General Biology	4	3
	Fundamentals of Music	3	1		Health	2	2
Fundamentals of Painting	3	1		Intermediate Algebra	3	1	
Instrumental Ensemble	3	2		Intro. to Math	3	1	
Intermediate Spanish	3	2		Physics I	5	1	
Intro. to Literature	3	1		Physics II	5	1	
Music Appreciation	3	1		Physical Science	4	2	
Music Theory	3	2		Slide Rule	1	1	
Private Lessons (brass)	1	2		Zoology	4	1	
Private Lessons (percussion)	1	2					
Private Lessons (piano)	1	2					
Private Lessons (woodwinds)	1	2					
Private Lessons (voice)	1	2					

TABLE I (CONTINUED)

MERGED AREA XIV

Creston Campus

COURSE OFFERINGS IN COLLEGE PARALLEL

Southwestern Community College
Creston, Iowa

Dept. or division	Title of course	Credit hours-S	No. of sect. offered	Dept. or division	Title of course	Credit hours-S	No. of sect. offered
Social Studies	Accounting I	3	2	Social Studies	National Government	3	3
	Accounting II	3	2	(cont'd.)	Physical Education (co-ed)	1	12
	American History I	3	2		Physical Geography	3	1
	American History II	3	2		Regional Geography of N. Am.	3	1
	Business Communications	3	1		Salesmanship	3	1
	Business Internship	1-2	1		Shorthand I	3	2
	Business Law	3	2		Shorthand II	3	2
	Business Machines	3	1		Shorthand III	3	1
	Business Management	3	1		Social Problems	3	2
	Business Math.	3	2		Sociology	3	2
	Business Statistics	3	1		Sports Officiating	1	2
	Consumer Economics	3	1		State & Local Government	3	1
	Economics I	3	1		Tax Accounting	3	1
	Economics II	3	2		Typing I	2	2
	Educational Psychology	3	1		Typing II	3	2
	General Psychology	3	5		Western Civilization	4	4
	Human Growth & Development	3	2		World Geography	3	2
	Intermediate Accounting	3	1				
	Intro. to Accounting	3	1				
	Intro. to Business	3	2				
	Intro. to Data Processing	3	1				
	Intro. to Education	3	2				
	Intro. to Learning Resources	1	2				
	Managerial Accounting	3	1				
	Marketing	3	1				

TABLE I

MERGED AREA XV

COURSE OFFERINGS IN COLLEGE PARALLEL

Indian Hills Community College
Ottawa

Centerville Campus

Dept. or division	Title of course	Credit hours-S	No. of sect. offered	Dept. or division	Title of course	Credit hours-S	No. of sect. offered	
Biology	Botany	4	1	Chemistry	Organic Chemistry I	5	1	
	General Biology	4	5	(cont'd.)	Organic Chemistry II	5	1	
	Microbiology	4	1		Physical Science I	4	5	
	Zoology	4	1		Physical Science II	4	1	
Business	Accounting I	3	3		Quantitative Analysis	5	1	
	Accounting II	3	2	Engineer &	Architectural Drafting	3	1	
	Advanced Shorthand	3	1	Pre-Indus.	Desc. Geometry	3	1	
	Advanced Typing	3	1	Educ.	Engineering Graphics I	3	1	
	Beginning Shorthand	3	1		Engineering Graphics II	3	1	
	Beginning Typing	3	1		General Drafting I	3	1	
	Business Correspondence	3	2		General Drafting II	3	1	
	Business Law I	3	2		General Metals	3	1	
	Business Law II	3	1		Industrial Arts Elec. I	3	1	
	Business Machines	3	2		Industrial Arts Elec. II	3	1	
	Business Mathematics	3	2		Machine Design & Graphics	3	1	
	Human Relations Business	3	1		Machine Drawing	3	1	
	Intermediate Accounting I	3	1		Machine Metals	3	1	
	Intermediate Shorthand	3	2		Statistics & Strng.	3	1	
	Intermediate Typing	3	2		Technical Illustration	2	1	
	Introduction to Business	3	3					
	Marketing	3	1	Fine Arts	Art Appreciation	3	3	
Personal Typing	3	1		Art History I	3	1		
Salesmanship	3	2		Art History II	3	1		
Secretarial Practice	3	1		Design I	3	1		
				Design II	3	1		
				Drama I	3	1		
College Chemistry I	4	2		Drama II	3	1		
College Chemistry II	4	1		Drawing I	3	1		
College Physics I	5	1		Fundamentals of Art	3	1		

TABLE 1 (CONTINUED)

MERGED AREA XV

Indian Hills Community College
Ottumwa

Courtesyville Campus
COURSE OFFERINGS IN COLLEGE PARALLEL

Dept. or division	Title of course	Credit hours	No. of sect. offered	Dept. or division	Title of course	Credit hours	No. of sect. offered
Chemistry (cont'd.)	College Physics II	5	1	Fine Arts (cont'd.)	Painting I	3	2
	General Physics I	4	1		Painting II	3	2
	General Physics II	4	1		Seminar In Art	3	1
Foreign Language	Elementary Spanish I	3	1	Music	Band	1	1
	Elementary Spanish II	3	1		Music Appreciation	3	4
	Intermediate Spanish I	3	1	Physical Education	Community Recreation	3	4
	Intermediate Spanish II	3	1		Elementary P.E. Methods	3	3
	Advanced Composition	3	1		First Aid	2	4
Humanities	Bible as Literature	3	1	Health Education	3	5	
	Childrens Literature	3	2	Intro. to Physical Ed.	3	3	
	College English I	3	4	Mens Physical Education	1	2	
	College English II	3	13	Physical Education	1	4	
	Creative Writing	3	2	Sports Officiating I	1	1	
	Fundamentals of Speech	2	11	Sports Officiating II	1	1	
	Introduction to Literature I	3	1	Techniques of Swimming	1	1	
	Introduction to Literature II	3	2	Techniques of Tennis	1	1	
	Journalism	3	2	Womens Physical Educ.	1	2	
	Journalism Workshop	1	1	Psychology	Adolescent Psychology	3	1
	Mass Media	3	1		Child Growth & Develop.	3	3
	Man, Myth, & Literature	3	1		General Psychology	3	6
	Oral Interpretation	3	2	Matr	College Algebra	3	2
	Photography	3	1		College Trigonometry	2	1
	Public Speaking	3	1		Integral Calculus I	5	2
Reading in Literature	3	2	Integral Calculus II		5	1	
Speech Prob. of Children I	3	1	Integral Calculus III		5	1	
Speech Prob. of Children II	3	1					

TABLE 1 (CONTINUED)

MERGED AREA XV

Centerville Campus

COURSE OFFERINGS IN COLLEGE PARALLEL

Indian Hills Community College
Ottumwa

Dept. or division	Title of course	Credit hours-S	No. of sect. offered	Dept. or division	Title of course	Credit hours-S	No. of sect. offered
Social Studies	Ancient & Medieval History	3	3	Math (cont'd.)	Intermediate Algebra I	3	6
	Early Modern Europe	3	5		Number Systems I	3	2
	Intro. to Education	3	4		Number Systems II	3	2
	Intro. to Philosophy	3	1		Slide Rule	1	1
	Intro. to Social Science	3	2				
	Intro. to Sociology	3	5				
	Marriage and Family	3	1				
	Modern Europe	3	3				
	National Government	3	2				
	Principles of Economics I	3	3				
	Principles of Economics II	3	3				
	Religion & Human Culture	3	1				
	Russian History	3	3				
	Social Problems	3	3				
	U.S. History I	3	3				
U.S. History II	3	3					
World Geography	3	2					

TABLE I

MERGED AREA XVI

COURSE OFFERINGS IN COLLEGE PARALLEL

Southeastern Community College
West Burlington

North (Burlington) Campus

Dept. or division	Title of course	Credit hours	No. of sects. offered	Dept. or division	Title of course	Credit hours	No. of sects. offered
Art	Art Appreciation	3	1	Engineering	Arch Drawing I	4	1
	Design	3	3	Graphics	Arch Drawing II	4	1
	Introduction to Art I	3	4		Arch Drawing III	4	1
	Introduction to Art II	3	4		Arch Projections I	4	1
	Introduction to Art III	3	4		Arch Projections II	4	1
	Studio	3	3		Arch Projections III	4	1
Business	Business Law I	3	3		Civil Drafting	4	1
	Business Law II	3	2		Descriptive Geometry	4	1
	Business Law III	3	1		Engineering Graphics I	4	1
	Comparative Economic Systems	4	1		Engineering Graphics IV	4	1
	Federal Taxation	4	1				
	Finance	4	1				
	Marketing	4	3				
	Personal Finance	4	2				
	Principles of Accounting I	3	4				
	Principles of Accounting II	3	3				
	Principles of Accounting III	3	3				
	Principles of Economics I	3	10				
	Principles of Economics II	3	9				
Principles of Economics III	3	5					
Principles of Management	4	1					
Principles of Retailing	4	2					
Public Finance	4	1					
Salesmanship	4	1					
Survey of Business	4	5					
				English	Advanced Composition	4	1
					Advanced Journalism Practicum	1	2
					Advanced Newswriting	2	3
					American Literature I	3	4
					American Literature II	3	4
					American Literature III	3	2
					Basic English I	2	4
					Basic English II	2	1
					Child Literature	3	1
					English Composition I	3	22
					English Composition II	3	19
					English Composition III	3	15
					Journalism Practicum	1	2
					Newswriting	2	3
					Photography	1	1
					World Literature I	3	2
					World Literature II	3	2
					World Literature III	3	2

TABLE I (CONTINUED)

MERGED AREA XVI

North (Burlington) Campus

COURSE OFFERINGS IN COLLEGE PARALLEL

Southeastern Community College
West Burlington

Dept. or division	Title of course	Credit hours-Q	No. of sect. offered	Dept. or division	Title of course	Credit hours-Q	No. of sect. offered
French	Elementary French I	4	1	Law Enforcement & Corrections (cont'd.)	Criminology	3	3
	Elementary French II	4	1		Introduction to Community Services	3	2
	Elementary French III	4	1		Introduction to Law Enforcement & Corrections I	3	2
	Intermediate French I	3	1		Introduction to Law Enforcement & Corrections II	3	2
	Intermediate French II	3	1		Juvenile Delinquency	3	2
	Intermediate French III	3	1				
Geography	Economic Geography	4	3	Mathematics	Analytical Geometry	5	2
	World Regional Geography	4	3		College Algebra	5	5
					Differential Calculus	5	1
German	Elementary German I	4	1	Differential Equations	5	1	
	Elementary German II	4	1	Integral Calculus	5	1	
	Elementary German III	4	1	Intermediate Algebra	3	9	
	Intermediate German I	3	1	Introduction to Statistics	3	3	
	Intermediate German II	3	1	Linear Algebra	5	1	
	Intermediate German III	3	1	Mathematics for General Education	3	11	
				Mathematics Skills I	3	2	
History	Contemporary U.S. History	4	1	Mathematics Skills II	3	2	
	Contemporary World History	4	1	Multivariable Calculus	5	1	
	History of World Civilization I	4	4	Quantitative Methods	5	2	
	History of World Civilization II	4	4	Slide Rule	2	2	
	History of World Civilization III	4	3	Trigonometry	4	2	
	U.S. History I	3	4				
	U.S. History II	3	4	Applied Music	1 or 2	3	
U.S. History III	3	3	Chamber Chorale	1	3		
Law Enforcement & Corrections	Contemporary Corrections	3	1	College Choir	1	3	
	Criminal Law I	3	2	Eartraining & Sight-singing I	1	1	
	Criminal Law II	3	1	Eartraining & Sight-singing II	1	1	

TABLE 1 (CONTINUED)

MERGED AREA XVI

North (Burlington) Campus
SOUTHEASTERN COMMUNITY COLLEGE
West Burlington

COURSE OFFERINGS IN COLLEGE PARALLEL

Dept. or division	Title of course	Credit hours	No. of sect. offered	Dept. or division	Title of course	Credit hours	No. of sect. offered
Physical Education	Basketball Participation	1	2	Music (cont'd.)	Eartraining & Sightsinging III	1	1
	Bowling	1	7		Eartraining & Sightsinging IV	1	1
	First Aid	3	3		Eartraining & Sightsinging V	1	1
	Health Education	3	4		Eartraining & Sightsinging VI	1	1
	Introduction to Physical Education	3	1		Introduction to Music I	3	2
	Physical Education Activities	1	4		Introduction to Music II	3	2
					Introduction to Music III	3	2
					Music Analysis & Structure V	3	1
Philosophy	Introduction to Philosophy	4	2	Music Analysis & Structure VI	3	1	
Political Science	National Government	4	5	Music Fundamentals & Harmony I	3	1	
				Music Fundamentals & Harmony II	3	1	
Psychology	Abnormal Psychology	4	2	Music Fundamentals & Harmony III	3	1	
	Educational Psychology	4	2	Music Fundamentals & Harmony IV	3	1	
	General Psychology	4	12				
	Growth & Development	4	6	Anatomy & Physiology I	4	1	
	Psychology of Adjustment	4	1	Anatomy & Physiology II	4	1	
	Social Psychology	4	1	Biological Relationships	4	1	
				Botany I	4	3	
				Botany II	4	5	
				College Chemistry I	4	3	
				College Chemistry II	4	3	
Sociology	Contemporary Social Problems	4	5	College Chemistry III	4	2	
	Introduction to Sociology	4	13	College Physics I	5	1	
	Sociology of the Family	3	1	College Physics II	5	1	
	Social Psychology	4	2	College Physics III	5	1	
Spanish	Elementary Spanish I	4	1	Elementary Quantitative Analysis	6	1	
	Elementary Spanish II	4	1	Man & Environment	3	1	
	Elementary Spanish III	4	1	Organic Chemistry I	5	1	
	Intermediate Spanish I	3	1	Organic Chemistry II	5	1	
	Intermediate Spanish II	3	1	Organic Chemistry III	5	1	

TABLE I (CONTINUED)

MERGED AREA XVI

North (Burlington) Campus

COURSE OFFERINGS IN COLLEGE PARALLEL

Southeastern Community College
West Burlington

Dept. or division	Title of course	Credit hours	No. of sect. offered	Dept. or division	Title of course	Credit hours	No. of sect. offered
Science (cont'd.)	Physical Science I	3	4	Speech	Fundamentals of Speech	3	12
	Physical Science II	3	4		Interpersonal Communication	3	2
	Physical Science III	3	2		Introduction to the Theatre	4	2
	Principles of Biology	4	4		Oral Interpretation	3	1
	Zoology I	4	4				
	Zoology II	4	3				

South (Keokuk) Campus

Dept. or division	Title of course	Credit hours	No. of sect. offered	Dept. or division	Title of course	Credit hours	No. of sect. offered
Art	Introduction to Art I	2	1	Business (cont'd.)	Personal Finance	4	1
	Introduction to Art II	3	1		Salesmanship	4	1
	Introduction to Art III	3	1		Principles of Retailing	4	1
	Design I	3	2		Marketing	4	1
	Design II	3	2		Payroll & Income Tax Procedure	3	1
	Design III	3	1		Principles of Accounting I	3	3
	Studio I	2	3		Principles of Accounting II	3	2
	Studio II	3	2		Principles of Accounting III	3	2
	Studio III	3	1		Intermediate Accounting I	4	1
Business	Business Mathematics	3	2		Intermediate Accounting II	4	1
	Basic Typewriting	3	1		Principles of Economics I	3	1
	Intermediate Typewriting	3	1		Principles of Economics II	3	1
	Advanced Typewriting	3	1		Principles of Economics III	3	1
	Principles of Shorthand I	3	1		Finance	4	1
	Principles of Shorthand II	3	1		Introduction to Data Processing	3	1
	Principles of Shorthand III	3	1		Advertising	4	1
	Survey of Business	4	1		Comparative Economic Systems	4	1
					Business Law I	3	1
					Business Law II	3	1
					Business Law III	3	1

TABLE 1 (CONTINUED)

MERGED AREA XVI

COURSE OFFERINGS IN COLLEGE PARALLEL

South (Keokuk) Campus

Southeastern Community College
Keokuk

Dept. or division	Title of course	Credit hours-Q	No. of sect. offered	Dept. or division	Title of course	Credit hours-Q	No. of sect. offered	
English	Basic English I	2	1	History	History of World Civ. I	4	5	
	English Composition I	3	12		History of World Civ. II	4	4	
	English Composition II	3	9		History of World Civ. III	4	3	
	English Composition III	3	8		The Contemporary World	4	2	
	News Writing	2	1		U.S. History I	3	2	
	Advance News Writing	2	1		U.S. History II	3	3	
	Journalism Practicum I	1	1		U.S. History III	3	2	
	Journalism Practicum II	1	1		Contemporary U.S. History	4	1	
	Advanced Journalism Practicum I	1	1		History of American Frontier	4	1	
	Masterpieces of World Lit. I	3	1		Anthropology	3	1	
	Masterpieces of World Lit. II	3	1					
	Masterpieces of World Lit. III	3	1					
	American Literature I	3	1		Intro. to LEC I	3	1	
	American Literature II	3	2		Intro. to LEC II	3	1	
	American Literature III	3	3		Intro. to Community Services	3	1	
Advance Composition	4	2	Criminology	3	1			
			Criminal Law I	3	1			
			Criminal Law II	3	1			
French	Elementary French I	4	1	Contemporary Corrections	3	1		
	Elementary French II	4	1	Juvenile Delinquency	3	1		
	Elementary French III	4	1	Probation & Parole	3	1		
	Intermediate French I	3	1	Mathematics Skills I	3	1		
	Intermediate French II	3	1	Mathematics Skills II	3	1		
	Intermediate French III	3	1	Math for General Education	3	3		
			Intermediate Algebra	3	2			
German	Elementary German I	4	1	Introduction to Statistics	3	1		
	Elementary German II	4	1	College Algebra	5	2		
	Elementary German III	4	1	Trigonometry	4	2		
	Intermediate German I	3	1	Analytical Geometry	5	1		
	Intermediate German II	3	1	Quantitative Methods	5	2		
	Intermediate German III	3	1					

TABLE I (CONTINUED)

MERGED AREA XVI

COURSE OFFERINGS IN COLLEGE PARALLEL

Southeastern Community College
KEOKUK

Dept. or division	Title of course	Credit hours	No. of sect. offered	Dept. or division	Title of course	Credit hours	No. of sect. offered
Mathematics (cont'd.)	Differential Calculus	5	1	Physical Education (cont'd.)	Basketball Participation	1	1
	Integral Calculus	5	1		Bowling I	1	1
	Multivariable Calculus	5	1		Bowling II	1	1
	Linear Algebra	5	1		Bowling III	1	1
	Differential Equations	5	1		Physical Ed. Activities I	1	2
Music	Introduction to Music I	3	1	Physical Ed. Activities II	1	2	
	Introduction to Music II	3	1	Physical Ed. Activities III	1	2	
	Introduction to Music III	3	1	Introduction to Philosophy	4	3	
	Eartrain. & Sightsinging I	1	1	Etiquette	4	2	
	Eartrain. & Sightsinging II	1	1	National Government	4	2	
	Eartrain. & Sightsinging III	1	1	State & Local Government	4	1	
	Eartrain. & Sightsinging IV	1	1	Intro. to Comparative Government & Politics	4	1	
	Eartrain. & Sightsinging V	1	1	General Psychology	4	4	
	Eartrain. & Sightsinging VI	1	1	Growth & Development	4	3	
	Music Fund. & Harmony I	3	1	Psychology of Adjustment	4	1	
	Music Fund. & Harmony II	3	1	Abnormal Psychology	4	3	
	Music Harmony III	3	1	Physical Science I	3	3	
	Music Harmony IV	3	1	Physical Science II	3	3	
	Music Analysis & Structure I	3	1	Physical Science III	3	1	
	Music Analysis & Structure II	3	1	Principles of Biology	4	3	
Chamber Chorale	1	3	Man & Environment	3	2		
Instrumental Ensemble	1	1	Biological Relationships	4	1		
College Choir	1	3	Zoology I	4	1		
Applied Music	1 or 2	3	Zoology II	4	1		
First Aid	1	2	Botany I	4	1		
Health Education	3	1					
Intro. to Physical Education	3	2					
Baseball Participation	1	1					

TABLE 1 (CONTINUED)

MERGED AREA XVI

South (Keokuk) Campus

COURSE OFFERINGS IN COLLEGE PARALLEL

Southeastern Community College
Keokuk

Dept. or division	Title of course	Credit hours-Q	No. of sect. offered	Dept. or division	Title of course	Credit hours-Q	No. of sect. offered
Science (cont'd.)	Botany II	4	1				
	Microbiology	4	1				
	Anatomy & Physiology I	4	1				
	Anatomy & Physiology II	4	1				
	College Chemistry I	4	1				
	College Chemistry II	4	1				
	College Chemistry III	4	1				
	Organic Chemistry I	4	1				
	Organic Chemistry II	4	1				
	Organic Chemistry III	4	1				
	General Physics I	5	1				
	General Physics II	5	1				
	General Physics III	5	1				
	College Physics I	5	1				
	College Physics II	5	1				
	College Physics III	5	1				
Sociology	Intro. to Sociology	4	4				
	Contemporary Social Problems	4	2				
	Sociology of the Family	3	2				
Speech	Fundamentals of Speech	3	9				
	Intro. to the Theatre	4	1				
	Discussion & Persuasion	3	1				
	Oral Interpretation	3	1				
	Interpersonal Communication	3	6				

TABLE 2

COLLEGE PARALLEL-CAREER OPTION PROGRAMS
OFFERED DURING 1972-73 SCHOOL YEAR

Area II - North Iowa Area Community College

<u>Taxonomy Number</u>	<u>Name of Program</u>	<u>Location</u>	<u>Enr. 1</u>	<u>Length of Program</u>
0301000000	Accounting	Mason City	08	72 weeks
0314000002	Clerical	Mason City	07	72 weeks
0334000002	Secretarial	Mason City	29	72 weeks
0334100101	Legal Secretarial	Mason City	03	36 weeks
0334100102	Legal Secretarial	Mason City	05	72 weeks
0334100201	Medical Secretarial	Mason City	32	72 weeks
1606050002	Law Enforcement	Mason City	20	72 weeks

Area III - Iowa Lakes Community College

0301000000	Accounting	Estherville	20	72 weeks
0334000001	Secretarial	Estherville	12	36 weeks

Area V - Iowa Central Community College

1406010000	Educational Assistant	Fort Dodge	17	72 weeks
1606050001	Law Enforcement	Fort Dodge	03	36 weeks
1606050002	Law Enforcement	Fort Dodge	30	72 weeks

Area VI - Iowa Valley Community College District

0301000000	Accounting	Marshalltown	34	72 weeks
0314000001	Clerical	Marshalltown	02	36 weeks
0334000001	Secretarial	Marshalltown	20	36 weeks
0334000001	Secretarial	Ellsworth	23	36 weeks
0334000002	Secretarial	Marshalltown	22	72 weeks
0334100201	Medical Secretarial	Ellsworth	01	72 weeks
0504030000	Journalism	Marshalltown	17	72 weeks
0902010100	Human Services-Institutional Child Care	Ellsworth	33	72 weeks

Area IX - Eastern Iowa Community College District

0334000002	Secretarial	Clinton	17	72 weeks
0334000002	Secretarial	Muscatine	46	72 weeks
1406010000	Educational Assistant	Muscatine	08	72 weeks
1606050002	Law Enforcement	Clinton	17	72 weeks
1606050002	Law Enforcement	Muscatine	59	72 weeks

Area X - Kirkwood Community College

1406010000	Educational Assistant	Cedar Rapids	19	72 weeks
1606050002	Law Enforcement	Cedar Rapids	79	72 weeks
2004050000	Library Assistant	Cedar Rapids	18	72 weeks

(continued)

<u>Taxonomy Number</u>	<u>Name of Program</u>	<u>Location</u>	<u>Enr.</u> ¹	<u>Length of Program</u>
Area XI - Des Moines Area Community College				
0334000002	Secretarial	Boone	04	72 weeks
1406010000	Educational Assistant	Ankeny	17	72 weeks
1606050001	Law Enforcement	Ankeny	58	36 weeks
1606050002	Law Enforcement	Ankeny	161	72 weeks
1606050100	Criminalistics	Ankeny	16	72 weeks
1606051000	Community Correction Associate	Ankeny	23 ²	72 weeks
Area XIII - Iowa Western Community College				
0334000001	Secretarial	Clarinda	13	36 weeks
0334000002	Secretarial	Clarinda	02	72 weeks
0708010000	Mental Health Technician	Clarinda	07	72 weeks
1513050000	Community Service Associate	Council Bluffs	20	72 weeks
1513050000	Community Service Associate	Clarinda	11	72 weeks
1606050002	Law Enforcement	Council Bluffs	36	72 weeks
1606050002	Law Enforcement	Clarinda	13	72 weeks
Area XIV - Southwestern Community College				
0301000000	Accounting	Creston	19	72 weeks
0334000002	Secretarial	Creston	04	72 weeks
Area XVI - Southeastern Community College				
1606050002	Law Enforcement	Burlington	31	72 weeks

1 - Fall Term Enrollment
2 - Spring Term Enrollment

ADULT EDUCATION

The broad scope of adult education programming might best be illustrated by the following paradigm.

- A. Adult College Parallel - evening - extension
- B. Career Education - Supplementary Career Education and Programs in Preparatory Career Education
- C. General Adult Education
 1. Adult Basic Education
 2. High School Completion
 - a. Diploma
 - b. Equivalency
 3. Continuing and General Adult
 - a. Classes eligible for State General Aid
 - b. Classes not-eligible for State General Aid (Avocational/Leisure Time)

The adult college parallel offerings are those courses which are offered usually during the evening or late afternoon and administered by the Adult Education Division. The enrollment is most typically divided among adults who are pursuing the course offerings with some type of academic degree in mind or for just personal fulfillment.

The second major classification of the adult education program is Supplementary Career Education. Supplementary Career Education is an educational offering designed to provide training for persons who have already entered the labor market and who need additional training to achieve stability or advancement in their current employment. While supplementary offerings tend to be comprised of short-term training periods, they also may be of longer duration.

For fiscal year 1973, employed adults seeking up-grading in their jobs attended 3,594 supplementary courses. Supplementary career courses were attended by 70,992 adults in the areas of Agriculture, Distribution, Health, Home Economics, Office, Technical, and Trade and Industry.

The following represent a cross section of the supplementary career courses offered in area schools:

Auto Mechanics	Emergency Medical Technician
Banking Courses	Fire Service Training
Blueprint Reading	Industrial Controls
Boiler Maintenance	Industrial Safety--Key Man Program
Bookkeeping	In-Service Government Program for
Care of Patient with Stroke	Governmental Employees
Chartered Life Underwriters	Introduction to Computer Concepts
Construction Safety and Health	Management by Objectives
Consumer Electronics.	Office Machines
Coronary Care	Supervisory Practices
Custodial Maintenance	

The General Adult Education section of this three pronged program can also be sub-divided into three classifications, Adult Basic Education, High School Completion and Continuing and General Adult. The Adult Basic Education Program centers its emphasis on up-grading essential literacy skills. Although literacy or basic education for adults is one of the oldest components of the adult education movement in the United States, it has received relatively little attention until the present. Attention to this problem has recently become a major thrust of the adult education field with both State and National emphasis being placed on its importance. The 61st General Assembly of the State of Iowa, realizing the importance of programming in this area, enacted in 1965 legislation which would lend assistance to the merged area schools and adult education. The Economic Opportunity Act of 1964 (Public Law 88-452) prompted immediate attempts to raise the educational level of adults who had completed less than eight years of school.

"The term 'Adult Basic Education' means education for adults whose inability to speak, read, or write the English language constitutes a substantial impairment of their ability to get or retain employment commensurate with their real ability, which is designed to help eliminate such inability and raise the level of education of such individuals with a view to making them less likely to become dependent on others, to improving their ability to benefit from occupational training and otherwise increasing their opportunities for more productive and profitable employment, and to make them better able to meet their adult responsibilities."¹

Underlying basic education is the assumption that only the literate adult can participate fully in present day American life. Literacy implies the

¹-Federal Register, Vol. 32, No. 77-Friday, April 21, 1967. Subpart A-Definitions-Paragraph 166.1, Subsection c.

ability to deal successfully with a variety of situations such as completing applications (i.e. insurance, loans, driver's licenses, employment), defining geographical directions, being able to differentiate between an editorial and a news article, appropriately responding to a child's school performance or just coping with day to day life skills and/or making up a budget, adjusting recipes, etc.

A recent survey of functional reading ability among adults in the United States yielded the revealing data that 4% of the United States population 16 years of age and older (approximately 4,649,000 adults) suffer from serious reading deficiencies. According to the U. S. Census of 1970 there are 116,801 adults 25 years or older in Iowa who have not completed an eighth grade education.

The program was continued and expanded with the passage of the Adult Education Act of 1966 (Public Law 89-750). Auxillary to the Adult Basic Education course work is the High School Completion program. High School Completion can be broken down into the equivalency and diploma programs. The emphasis of these two programs is placed on securing a high school education. The High School Equivalency program prepares the adult to take the General Educational Development test which is produced by the American Council on Education. The High School Diploma program allows the student an opportunity to pursue a diploma outside of traditional scheduling administered through the local secondary school. The United States Census of 1970 has estimated that there are approximately 600,000 adults 25 years or older in Iowa who have not completed high school.

Also associated under the general adult education framework are the continuing and general adult courses which can be divided on the basis of state funded eligibility. The continuing adult educational courses are those that provide the student with an up-grading of technical skills not necessarily associated with one's livelihood. The general adult education courses not eligible for state aid are related to avocational or leisure time activities. These activities are directed at providing a community service to the constituents of the state wide system of merged area schools.

The courses below represent a cross section of the continuing and general adult education courses offered in area schools:

Continuing and General Adult
(Eligible for State General Aid)

Adult Driver Education
Budgeting
Conversational German
Defensive Driving
Drug Abuse for Parents
Family Finances
First Aid for the Housewife
Help Your Child Learn to Read
Personal Income Taxes
Single Parent Seminar
Wills, Estates, and Trusts
You and Your Child

Avocational and Recreational
(Non-Eligible for State General Aid)

Bowling
Bridge
Ceramics
Dancing
Dog Obedience Training
Golf
Knitting
Painting
Powder Puff Mechanics
Slim and Trim
Swimming

The length of the courses is determined by the substance in the courses and the needs of the adults.

Finally there are a number of special interest group programs also administered under adult education. A program for migrant workers has been set up to help deal with problems encountered by this group of people. The skills taught by the Adult Basic Education program are utilized to a large extent in the adult migrant education programs. Courses have been offered and are available for American Indians. Initiation for additional programming in this area is already underway.

Other special interest programs include the Iowa Course for Drinking Drivers mandated by House File 1082. The purpose of the course is to provide information concerning the effects of alcohol on an individual's ability to drive. By emphasizing the percentage of accidents where alcohol was involved and by selecting alternatives to driving while under the influence, it is hoped that the rate of injury and death can be decreased. Each of the 15 Iowa area schools offer the course. Classes are three hours in length and held once each week for four consecutive weeks. Other persons may attend on a voluntary basis if the maximum enrollment has not been reached.

Another such course is the Veterans Farm Program (Agricultural Production). Section 303, of Public Law 92-540, effective October 26, 1973, provides for a minimum of 440 clock hours of instruction over 44 weeks per year. All classes must be prescheduled as to provide not less than 80 clock hours in any three month period for full-time benefits. The 440 hour requirement does not preclude utilizing 8 weeks for work breaks.

The principle objective of the Veterans Farm Program is to provide meaningful instruction for the veteran farmer who is concurrently engaged in active agricultural employment. Specifically, the objective is to reinforce or supplement those skills that are needed by the farm veteran to improve and update his managerial ability of his agricultural operations.

The Veterans Farm Program is open to both veterans and non-veterans. To be eligible to receive benefits under the GI Bill, a veteran must have had at least 181 days of continuous active duty, any part of which occurred after January 31, 1955, or have been released from active duty after January 31, 1955 for a service-connected disability. The veteran must have been discharged under conditions other than dishonorable.

Specialized Programs

Apprenticeship programs are also conducted through adult education in the area schools. Apprenticeship training is an approach to providing young people with the manipulative skills and technical or theoretical knowledge needed for competent performance in skilled occupations. The offering usually involves cooperation among school, labor, and management, since apprentices learn the skills of the craftsman through on-the-job work experiences and the related information in the classroom. The Joint Apprenticeship Committee determines local requirements and instructional needs for apprenticeship offerings.

The apprentice attends classes a minimum of 144 hours each year to receive technical instruction related to his job. His instructor is selected by the Joint Apprenticeship and Training Committee. His work experience reports,

school grades and attendance are reviewed regularly by the Joint Apprenticeship and Training Committee.

The adult Education divisions of the area schools also conduct course offerings in correctional institutions in association with other rehabilitation techniques.

Some of the area schools have developed learning centers where students can study a wide variety of subjects. The advantage of these centers is that their location and time schedules provide an easy access for adult students from all walks of life.

The 1/3 Part F consumer and homemaking education program is designated for use in economically depressed areas or areas with high rates of unemployment. Consumer and homemaking career education offerings are designed to meet the following needs:

1. To meet needs arising from social and cultural conditions;
2. To prepare adults for the role of homemaker, or contribute to the employability of such adults in the dual role of homemaker and wage earner;
3. To emphasize consumer education as an integral part of the program, including promotion of nutritional knowledge and food use and the understanding of the economic aspects of food use and purchase; and
4. For persons who have entered, or are preparing to enter, the work of the home.

The aforementioned specialized programs were offered by the following area schools in fiscal year 1973.

<u>Programs</u>	<u>Merged Area Schools</u>
1/3 Part F Consumer Education Programs	I, VII, XII, XIII, XV
Apprenticeship Programs	I, II, V, VII, X, XI, XII, XV, XVI
Programs in Correctional Institutions	V, VI, X, XVI
Learning Centers	I, II, III, IV, VI, VII, IX, X, XI, XII, XIII, XVI

The delivery system for adult education within the State of Iowa is unique with each merged area school having an adult education director and staff whose principal responsibilities are for the dissemination of the program. Consequently the director of adult education, dependent upon the size of the program, might have on his staff an adult basic education-high school completion coordinator, home economics coordinator, health occupations coordinator as well as other school personnel designated to deal with these and other supportive programs.

TABLE 3

ADULT EDUCATION
 NUMBER OF COURSES ELIGIBLE FOR STATE GENERAL AID IN
 HIGH SCHOOL COMPLETION AND CONTINUING AND GENERAL EDUCATION

Program	Area															
	I	II	III	IV	V	VI	VII	IX	X	XI	XII	XIII	XIV	XV	XVI	
High School Completion (Federally Funded)	69	20	27	14	29	23	29	31	101	103	38	32	12	32	57	
High School Completion (Non-Federally Funded)	30	3	0	0	335	2	76	13	371	140	0	20	0	0	80	
Adult and Continuing																
Commercial	7	9	14	12	10	0	13	4	1	72	8	0	0	11	0	
Community Services	22	7	19	11	41	47	23	11	74	33	3	3	25	27	0	
Consumer Education	42	2	0	1	19	29	63	14	44	13	24	37	34	0	3	
Safety and Driver Ed.	22	1	4	5	12	8	26	3	15	28	12	4	14	12	8	
Economics	1	2	1	5	0	0	0	0	2	0	0	2	0	0	3	
English	6	0	1	1	16	3	2	1	5	14	6	4	0	2	0	
Foreign Language	17	5	3	0	5	11	7	12	1	30	0	3	1	3	0	
Health	15	9	43	5	82	55	39	27	11	0	35	11	14	9	3	
Home Improvement	19	0	12	12	22	6	23	11	35	206	35	32	5	24	7	
Science and Math	0	0	3	0	1	0	0	0	1	8	1	0	0	0	0	
Social Studies	11	0	6	0	1	4	0	0	0	33	7	3	0	1	1	
Drinking Drivers School	1	1	2	3	3	3	5	1	3	7	3	1	0	1	3	
Other	0	0	3	0	0	4	31	3	0	48	0	0	0	0	0	
TOTALS	262	56	138	69	576	195	337	131	664	735	172	152	106	122	165	

TABLE 4

ADULT EDUCATION
NUMBER OF COURSES OFFERED IN CAREER EDUCATION

Program	Area															
	I	II	III	IV	V	VI	VII	IX	X	XI	XII	XIII	XIV	XV	XVI	
Part-time Career																
Agriculture	1	6	11	14	4	2	6	0	10	3	6	5	0	2	0	
Apprenticeship	4	3	0	0	1	0	5	0	17	0	19	0	0	1	3	
Distributive Education	7	9	4	1	2	6	5	9	19	12	9	10	2	9	1	
Health Occupations	73	37	90	38	11	51	24	57	20	88	27	38	31	46	16	
Home Economics	16	48	72	22	6	58	36	30	123	14	68	21	0	2	2	
Office Occupations	64	10	31	12	9	44	27	62	117	190	58	58	19	34	13	
Technical Education	1	2	14	2	2	6	3	1	3	16	2	4	1	6	0	
Trade and Industrial	115	80	33	43	17	138	121	100	375	168	56	60	17	121	46	
TOTALS	281	195	255	132	52	305	227	259	584	491	245	196	70	221	81	

TABLE 5
ADULT EDUCATION
NUMBER OF COURSES OFFERED IN COLLEGE PARALLEL EDUCATION

Program	Area															
	I	II	III	IV	V	VI	VII	IX	X	XI	XII	XIII	XIV	XV	XVI	
College Parallel	0	0	0	0	0	0	0	0	0	0	0	0	0	0	0	
Art	0	1	1	0	2	0	0	0	0	0	0	0	0	3	1	
Business	0	9	2	0	2	0	0	0	0	0	0	0	0	1	2	
Education	0	1	5	0	5	0	0	0	0	0	0	0	0	0	0	
Language	0	9	1	0	2	0	0	0	0	0	0	0	0	0	3	
Music	0	1	0	0	0	0	0	0	0	0	0	0	0	0	0	
Physical Education	0	2	1	0	0	0	0	0	0	0	0	0	0	0	0	
Science and Math	0	13	1	0	1	0	0	0	0	0	0	0	0	0	2	
Social Studies	0	21	7	0	5	0	0	0	0	0	0	0	0	3	9	
Others	0	0	0	0	10	0	0	0	0	0	0	2	0	0	1	
TOTALS	0	57	18	0	27	0	0	0	0	0	0	2	0	7	18	

TABLE 6

COLLEGE PARALLEL COURSES
OFFERED IN ADULT EDUCATION

Title of Course	Credit Hours	No. of Sect. offered	Location
<u>Area II - North Iowa Area Community College</u>			
Accounting Principles I	3 - S	1	Mason City
Accounting Principles II	3 - S	1	Mason City
Adm. of Justice	3 - S	1	Mason City
Algebra & Trig. I.	3 - S	2	Mason City
American Government I	3 - S	1	Mason City
Anatomy & Physiology I	4 - S	1	Mason City
Anatomy & Physiology II	4 - S	1	Mason City
Basic Mathematics	3 - S	2	Mason City
Biological Principles	4 - S	1	Mason City
Business Law I	3 - S	1	Mason City
Business Law II	3 - S	1	Mason City
Communication Skills I	3 - S	1	Mason City
Communication Skills II	3 - S	1	Mason City
Criminal Evidence	3 - S	1	Mason City
Criminal Investigation	3 - S	1	Mason City
Criminal Law I	3 - S	1	Mason City
Criminal Law II	3 - S	1	Mason City
Economics I	3 - S	1	Mason City
Educational Media Techniques	3 - S	1	Mason City
Essentials of Art	3 - S	1	Mason City
First Aid	2 - S	2	Mason City
General Psychology	3 - S	2	Mason City
Human Growth & Development	3 - S	1	Mason City
Human Relations	3 - S	1	Mason City
Intermediate Algebra	3 - S	2	Mason City
Introduction to Data Processing	3 - S	1	Mason City
Latin American Culture	3 - S	2	Mason City
Marketing	3 - S	1	Mason City
Modern Math. I	3 - S	2	Mason City
Money & Banking	3 - S	1	Mason City
Office Machines	1 - S	1	Mason City
Office Machines & Record Keeping	4 - S	1	Mason City
Orchestra	1 - S	2	Mason City
Patrol Procedures	4 - S	1	Mason City
Public Speaking	2 - S	2	Mason City
Race and Ethnic Minorities in U.S.	3 - S	1	Mason City
Reading Improvement	2 - S	2	Mason City
Religious Literature I	3 - S	1	Mason City
Religious Literature II	3 - S	1	Mason City
Salesmanship	3 - S	1	Mason City

(continued)

Title of Course	Credit Hours	No. of Sect. Offered	Location
<u>Area II (Continued)</u>			
Social Problems	3 - S	1	Mason City
Sociology	3 - S	2	Mason City
Western Civilization I	4 - S	1	Mason City
Western Civilization II	4 - S	1	Mason City
World Literature	3 - S	1	Mason City
Zoology	4 - S	1	Mason City

Area III - Iowa Lakes Community College

Applied Psychology	2 - Q	1	Algona
Applied Psychology	2 - Q	1	Spirit Lake
American History	4 - Q	1	Emmetsburg
American History	3 - Q	1	Estherville
American History 90-291	4 - Q	1	Emmetsburg
Child Development and Mental Retardation	3 - Q	1	Emmetsburg
Drawing I	3 - Q	1	Emmetsburg
Introduction to Mental Retardation	2 - Q	1	Burt
Introduction to Sociology	3 - Q	1	Emmetsburg
Iowa History	3 - Q	1	Estherville
Karate	1 - Q	1	Emmetsburg
Money and Banking 10-195	4 - Q	1	Emmetsburg
Physical Science	5 - Q	1	Emmetsburg
Principles of Accounting I	3 - Q	1	Spencer
Psychology I	3 - Q	1	Emmetsburg
Short Stories	3 - Q	1	Estherville
Social Problems	3 - Q	1	Emmetsburg
Western Civilization	3 - Q	1	Algona

Area V - Iowa Central Community College

Administration of Justice	3 - S	1	Fort Dodge
Applied Psychology	3 - S	1	Fort Dodge
Children's Literature	3 - S	1	Fort Dodge
Criminal Evidence	3 - S	1	Fort Dodge
Criminal Evidence	3 - S	1	Webster City
Criminal Investigation	3 - S	1	Fort Dodge
Defensive Tactics	1 - S	1	Fort Dodge
English I	3 - S	1	Fort Dodge
General Psychology	3 - S	1	Fort Dodge
Human Growth and Development	3 - S	1	Fort Dodge

(continued)

Title of Course	Credit Hours	No. of Sect. Offered	Location
<u>Area V (Continued)</u>			
Human Potential	2 - S	1	Fort Dodge
Introduction to Education	3 - S	1	Fort Dodge
Introduction to Geography	3 - S	1	Fort Dodge
Introduction to Law Enforcement	3 - S	1	Fort Dodge
Introduction to Sociology:			
Principles	3 - S	1	Fort Dodge
Man and His Environment	3 - S	2	Fort Dodge
Mathematics for General Education	3 - S	1	Fort Dodge
Painting I	2 - S	1	Webster City
Painting II	2 - S	1	Webster City
Patrol Procedures	3 - S	1	Fort Dodge
Principles of Accounting I	3 - S	1	Fort Dodge
Principles of Marketing	3 - S	1	Fort Dodge
Traffic Control	3 - S	1	Fort Dodge
Western Civilization I	4 - S	1	Fort Dodge

Area XIII - Iowa Western Community College

Anat. & Phys. I	4 - Q	1	Dunlap
Prin. of Nutrition	3 - Q	1	Dunlap

Area XV - Indian Hills Community College

Art in the Environment	1 - S	1	Centerville
General Psychology	3 - S	2	Chariton-Albia
Legal Rights & Responsibilities	-	1	Centerville
Oil Painting I	2 - S	1	Centerville
Oil Painting II	2 - S	1	Centerville
Sociology	3 - S	1	Chariton

Area XVI - Southeastern Community College

Criminology	3 - Q	1	Ft. Madison
English Composition	3 - Q	1	Ft. Madison
Fundamentals of Speech	3 - Q	1	Ft. Madison
General Psychology	4 - Q	1	Ft. Madison
History of World Civilization	4 - Q	1	Ft. Madison
Intermediate Algebra	3 - Q	1	Ft. Madison
Introduction to Art	3 - Q	1	Ft. Madison

(continued)

Title of Course	Credit Hours	No. of Sect. Offered	Location
<u>Area XVI (Continued)</u>			
Introduction to Law Enforcement I	3 - Q	1	Ft. Madison
Introduction to Law Enforcement II	3 - Q	1	Ft. Madison
Introduction to Sociology	4 - Q	1	Ft. Madison
Math for General Education	3 - Q	1	Ft. Madison
Newswriting	2 - Q	1	Ft. Madison
Prin. of Accounting	3 - Q	1	Ft. Madison
Sociology of the Family	3 - Q	1	Mt. Pleasant
Survey of Business	4 - Q	1	Ft. Madison
The Recent World Since 1919	3 - Q	1	Ft. Madison
U. S. History II	3 - Q	1	Ft. Madison
U. S. History III	3 - Q	1	Ft. Madison

TABLE 7
 ADULT EDUCATION
 COURSES OFFERED IN CONTINUING AND GENERAL EDUCATION
 NOT ELIGIBLE FOR STATE GENERAL AID

Program	Area															
	I	II	III	IV	V	VI	VII	IX	X	XI	XII	XIII	XIV	XV	XVI	
General Adult																
Arts and Crafts	129	17	17	35	96	63	84	75	12	81	34	54	4	24	25	
Cultural	9	0	0	8	9	2	1	4	29	0	3	1	14	0	0	
Physical Education	34	3	0	9	8	4	0	8	38	35	3	26	4	0	0	
Recreation	115	5	26	16	42	41	27	43	250	90	33	38	8	11	11	
Community Service	13	0	3	2	0	24	8	32	26	35	30	1	3	0	0	
Career Education	0	0	2	0	1	0	15	0	22	0	0	1	0	0	0	
Non-Residents	0	0	0	0	0	0	0	5	0	0	0	1	0	0	0	
H. S. Completion	0	0	0	0	0	0	49	0	140	0	0	0	0	0	0	
No State Aid	0	0	0	0	0	0	0	0	0	0	0	0	0	0	0	
TOTALS	300	25	48	70	156	134	184	167	517	241	103	121	33	35	36	

STUDENTS

Tables 8 through 11 present a composite picture of total enrollments in area schools during the 1973 fiscal year.

Table 8 provides a total headcount of all students enrolled in area schools. This headcount includes students eligible to receive state general aid as well as those students not eligible for this aid such as non-resident students, students enrolled in programs entirely funded by outside agencies and adult education students enrolled in continuing education of an avocational and recreational purpose. This headcount represents an increase of 55,870 over the headcount reported by public post-secondary two-year institutions for the 1972 fiscal year.

The total headcount is divided among the three major divisions of the institutions: adult education; career education; college parallel education, and the headcounts reported in the function, Activities Related to Instruction. Figure 1 indicates the distribution of headcount.

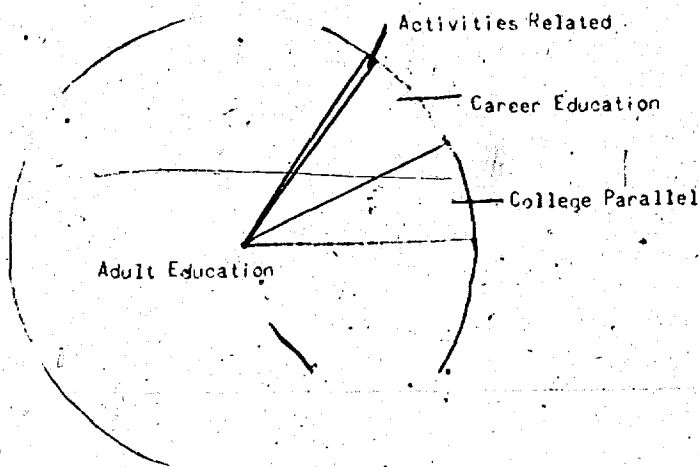


FIGURE 1

HEADCOUNT BY MAJOR DIVISIONS INCLUDING STUDENTS NOT ELIGIBLE FOR STATE GENERAL AID

The figures presented as headcounts for adult education do not represent an actual unduplicated headcount, but instead represent actual registrations in the adult education divisions. This figure is used since there are many thousands of adult education registrations and it is currently not feasible to attempt to trace all registrations to arrive at an accurate, unduplicated headcount. As a result, the figures for adult education include some duplication, since an individual student may have enrolled for more than one course during the school year.

Table 9 provides a headcount of all students enrolled in area schools similar to the headcount in Table 8, except only students eligible for state general aid are included in this headcount. This headcount represents an increase of 39,680 over the headcount reported by public post-secondary two-year institutions for the 1972 fiscal year.

Excluded from Table 9 are all students the area schools may not claim for state general aid. The majority of students excluded are non-resident students enrolled in full-time programs and part-time students enrolled in continuing education of an avocational and recreational purpose in adult education divisions.

Figure 2 indicates the distribution of headcount of students eligible for state general aid.

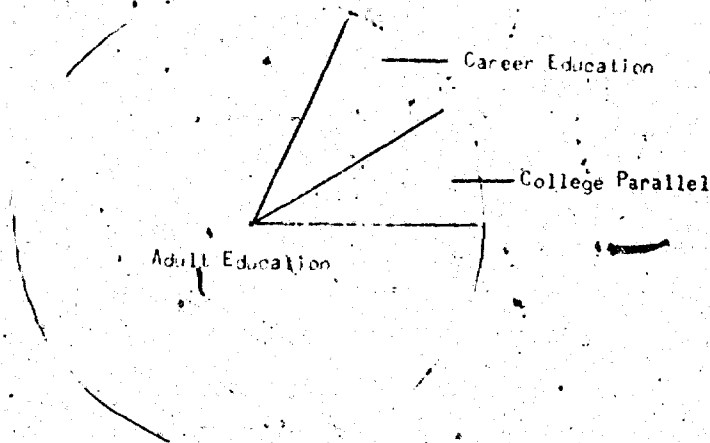


FIGURE 2

HEADCOUNT BY MAJOR DIVISIONS
STUDENTS ELIGIBLE FOR STATE GENERAL AID

The great majority of students the area schools may not claim for state general aid are students enrolled in adult education divisions. Some 49,559 or over eighty-four percent of the 59,104 students not eligible to receive state general aid were enrolled in general adult programs in adult education divisions.

Table 10 indicates the full-time equivalent enrollment of all students enrolled in area schools during the 1973 fiscal year. The full-time equivalent enrollment is equal to the total number of reimbursable hours of all students divided by 540.

The full-time equivalent of all students is determined by first converting all contact hours to reimbursable hours. A reimbursable hour means:

- (1) One contact hour of lecture in an approved course in career education or college parallel;
- (2) Two contact hours of laboratory in an approved course in career education or college parallel; and
- (3) Two contact hours in an approved course in adult education that is eligible for state general aid, except that adult basic education and high school completion courses will be reimbursed on a one contact hour basis.

The divisor 540 represents fifteen reimbursable hours per week for a period of thirty-six weeks.

The full-time equivalent enrollment reported for the 1973 fiscal year represents an increase of 1691.71 over the full-time equivalent enrollment reported by public post-secondary two-year institutions for the 1972 fiscal year.

Figure 3 indicates the distribution of full-time equivalent enrollment of all students.




FIGURE 3

FULL-TIME EQUIVALENT ENROLLMENT BY MAJOR DIVISIONS INCLUDING STUDENTS NOT ELIGIBLE FOR STATE GENERAL AID

Table 11 indicates the full-time equivalent enrollment of only those students eligible to receive state general aid during the 1973 fiscal year. This table excludes students the area schools may not claim for state general aid such as non-resident students and students enrolled in continuing education of an avocational and recreational purpose in adult education divisions. This full-time equivalent enrollment represents an increase of 1134.23 over the full-time equivalent enrollment eligible to receive state general aid reported by public post-secondary two-year institutions for the 1972 fiscal year.

Figure 4 indicates the distribution of full-time equivalent enrollment eligible to receive state general aid.

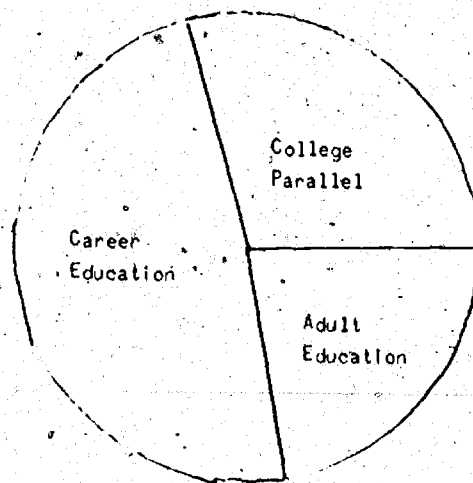


FIGURE 4

FULL-TIME EQUIVALENT ENROLLMENT BY MAJOR DIVISIONS
STUDENTS ELIGIBLE FOR STATE GENERAL AID

Much of the full-time equivalent enrollment not eligible to receive state general aid represents students enrolled in avocational and recreational programs in adult education divisions and students in fully funded programs in function four, Activities Related to Instruction. Twenty-seven percent or 865.27 full-time equivalent enrollment of the 3215.27 full-time equivalent enrollment not eligible to receive state general aid was in general adult programs in adult education divisions and 677.92, or twenty-one percent in function four. Most of the remaining full-time equivalent enrollment not eligible for state general aid consisted of non-resident students in the college parallel and career education divisions.

Table 12 indicates the distribution by major categories of the full-time equivalent enrollment reported for General Adult on Tables 10 and 11. The three major categories are high school completion-federally funded, high school completion-non federally funded and general and continuing adult education. The columns on the left side of Table 12 indicate the distribution of General Adult from Table 10 which includes the full-time equivalent enrollment which is not eligible for state general aid and the columns on the right side of Table 12 indicate the distribution of General Adult from Table 11 which includes only the full-time equivalent enrollment which is eligible for state general aid.

Figure 5 indicates the distribution of General Adult education eligible for state general aid by the three major categories included in General Adult.

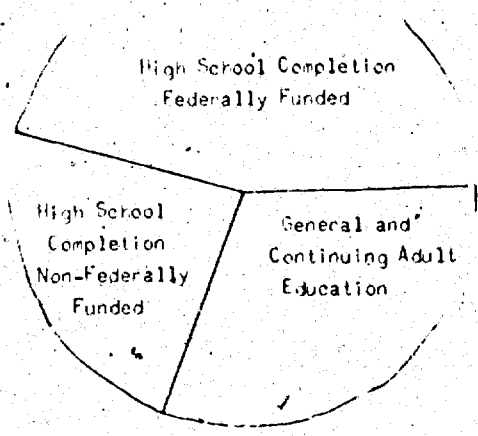


FIGURE 5

FULL-TIME EQUIVALENT ENROLLMENT OF GENERAL ADULT BY MAJOR CATEGORIES
ELIGIBLE FOR STATE GENERAL AID




TABLE 8

ENROLLMENTS - SCHOOL YEAR 1972-73
HEADCOUNTS INCLUDING STUDENTS NOT ELIGIBLE FOR STATE GENERAL AID

Metro Area	CAREER EDUCATION		COLLEGE PARALLEL		CAREER		ADULT EDUCATION		ACTIVITIES RELATED TO INSTRUCTION		Sub-Totals	Grand Total
	F-T	P-T	F-T	P-T	F-T	P-T	F-T	P-T	F-T	P-T		
I	1133	14	0	0	0	0	0	0	21	0	1154	17390
II	440	365	945	228	165	3778	14	325	0	0	1564	7912
III	721	2	855	160	0	5271	0	154	0	0	1576	11282
IV	782	90	0	0	0	2164	0	0	0	0	782	4924
V	831	278	1286	446	0	8121	0	141	0	0	2117	19594
VI	465	46	1344	517	150	5333	0	0	0	0	1959	14934
VII	1709	223	0	0	0	5274	0	0	0	0	1709	16676
IX	1560	34	780	523	95	3914	0	0	0	0	2435	13347
X	2071	226	1408	1505	112	8291	0	0	140	343	3751	31944
XI	2386	654	1519	1351	0	9558	0	0	938	0	4845	42596
XII	1269	0	0	0	0	7041	0	0	0	0	1269	18721
XIII	952	120	678	663	368	4041	0	33	0	0	1998	12635
XIV	422	1	236	23	204	1420	0	0	0	0	862	6473
XV	1091	0	464	61	286	6181	0	95	75	0	1916	15338
XVI	410	307	771	753	91	2385	0	296	0	0	1272	7091
TOTALS	16244	2360	10286	6263	1471	8044	14	1044	1174	343	29189	240847

ENROLLMENTS - SCHOOL YEAR 1972-73
HEADCOUNTS-STUDENTS ELIGIBLE FOR STATE GENERAL AID

Merced Area	CAREER EDUCATION			COLLEGE PARALLEL			ADULT EDUCATION						ACTIVITIES RELATED TO INSTRUCTION			Sub-Total		Grand Total
	F-I	P-I	Total	F-I	P-I	Total	Career F-I	P-I	Coll Parallel F-I	P-I	Gen. Ad F-I	P-I	Total F-I	P-I	Total	F-I	P-I	
I	1126	14	1140	- 0 -	- 0 -	- 0 -	- 0 -	7681	- 0 -	- 0 -	3717	- 0 -	11398	- 0 -	- 0 -	1126	11412	12538
II	394	307	701	931	228	1159	165	3778	14	325	1297	- 0 -	5579	- 0 -	- 0 -	1504	5935	7439
III	700	2	702	815	156	971	- 0 -	5096	- 0 -	154	3304	- 0 -	8954	- 0 -	- 0 -	1515	8712	10227
IV	754	90	844	- 0 -	- 0 -	- 0 -	- 0 -	2161	- 0 -	- 0 -	825	- 0 -	2986	- 0 -	- 0 -	754	3076	3830
V	824	14	838	1257	441	1678	- 0 -	8121	- 0 -	741	5506	- 0 -	13768	- 0 -	- 0 -	2061	14223	16284
VI	462	26	488	1270	516	1786	150	5333	- 0 -	- 0 -	4150	- 0 -	9633	- 0 -	- 0 -	1882	10025	11907
VIII	1573	197	1770	- 0 -	- 0 -	- 0 -	- 0 -	4307	- 0 -	- 0 -	6333	- 0 -	10640	- 0 -	- 0 -	1573	10837	12410
IX	1366	34	1402	744	507	1251	95	3673	- 0 -	- 0 -	2687	- 0 -	6455	- 0 -	- 0 -	2207	6901	9108
X	2038	223	2261	1375	149	2870	112	8291	- 0 -	- 0 -	10643	- 0 -	18946	- 0 -	- 0 -	3525	20552	24077
XI	2381	654	3035	1491	1380	2871	- 0 -	7655	- 0 -	- 0 -	16681	- 0 -	24336	- 0 -	- 0 -	3872	26370	30242
XII	1125	- 0 -	1125	- 0 -	- 0 -	- 0 -	- 0 -	6813	- 0 -	- 0 -	2891	- 0 -	9704	- 0 -	- 0 -	1125	9704	10829
XIII	861	13	874	255	657	1312	368	3753	- 0 -	33	4017	- 0 -	8171	- 0 -	- 0 -	1884	8473	10357
XIV	406	1	407	230	23	253	204	1420	- 0 -	- 0 -	3169	- 0 -	4793	- 0 -	- 0 -	840	4613	5453
XV	1082	- 0 -	1082	343	54	397	228	4004	- 0 -	95	4953	- 0 -	9280	- 0 -	- 0 -	1653	9106	10759
XVI	376	209	585	718	696	1414	91	2339	- 0 -	291	1563	- 0 -	4284	- 0 -	- 0 -	1185	5098	6283
TOTALS	15470	1784	17254	9809	6153	15962	1413	74425	14	1039	71636	- 0 -	148527	- 0 -	- 0 -	26706	155037	181743

Audited figures as determined by the State Auditor's report.



TABLE 10

FULL-TIME EQUIVALENT ENROLLMENT - SCHOOL YEAR 1972-73
INCLUDING STUDENTS NOT ELIGIBLE FOR STATE GENERAL AID

Merced Area	Career Enrollment	College Parallel	Career	Adult Education			Total Adult	Activities related to instruction	Grand total
				College Parallel	General Adult	General Adult			
I	1,032.19	- 0 -	274.99	- 0 -	171.31	470.30	14.31	1,000.60	
II	569.24	1,000.39	169.98	47.14	82.15	319.27	- 0 -	1,390.90	
III	854.35	532.79	135.93	9.65	155.40	295.98	- 0 -	1,386.12	
IV	736.16	- 0 -	89.74	- 0 -	30.50	126.24	- 0 -	862.40	
V	992.08	1,222.46	319.71	14.33	161.30	495.34	- 0 -	2,719.89	
VI	478.75	1,316.12	247.50	- 0 -	167.30	414.60	- 0 -	2,209.67	
VII	1,606.25	- 0 -	201.23	- 0 -	364.01	565.24	- 0 -	2,171.49	
IX	1,404.00	770.80	201.83	- 0 -	239.45	441.28	- 0 -	2,516.08	
X	2,045.51	1,190.43	593.50	- 0 -	755.79	1,179.29	207.70	4,620.93	
XI	2,460.20	1,273.22	360.59	- 0 -	846.23	1,226.84	408.78	5,369.10	
XII	1,063.10	- 0 -	492.34	- 0 -	239.94	732.28	- 0 -	1,795.38	
XIII	959.04	643.79	355.11	2.75	128.96	486.84	- 0 -	2,089.67	
XIV	268.03	222.61	173.39	- 0 -	45.22	218.61	- 0 -	719.45	
XV	922.20	421.36	629.01	5.94	300.43	935.38	43.24	2,322.18	
XVI	457.39	848.96	187.50	21.24	149.98	358.82	- 0 -	1,665.17	
TOTALS	15,846.56	9,471.13	4,274.45	101.06	3,874.01	8,249.51	678.03	34,245.23	

Audited figures as determined by the State Auditor's report.

TABLE 11

FULL-TIME EQUIVALENT ENROLLMENT - SCHOOL YEAR 1972-73
STUDENTS ELIGIBLE FOR STATE GENERAL AID

Merced Area	Career Education	College Parallel	Adult Education			Total Adult	Activities Related To Instruction	Grand Total
			Career	College Parallel	General Adult			
I	1,023.90	- 0 -	270.75	- 0 -	110.90	381.25	- 0 -	1,405.15
II	553.34	997.97	189.98	47.14	77.26	314.38	- 0 -	1,865.69
III	632.86	493.21	153.29	9.55	143.97	286.91	- 0 -	1,612.98
IV	720.33	- 0 -	89.66	- 0 -	18.53	108.19	- 0 -	828.52
V	842.02	1,183.75	319.71	14.33	115.06	449.10	- 0 -	2,474.87
VI	469.71	1,243.67	247.50	- 0 -	124.54	372.04	- 0 -	2,085.42
VII	1,518.34	- 0 -	165.64	- 0 -	207.66	373.30	- 0 -	1,891.64
IX	1,226.36	739.31	168.88	- 0 -	191.13	360.01	- 0 -	2,325.68
X	2,005.22	1,762.98	393.50	- 0 -	552.73	946.23	.11	4,114.54
XI	2,451.91	1,255.46	363.07	- 0 -	739.77	1,102.84	- 0 -	4,210.21
XII	948.65	- 0 -	476.92	- 0 -	178.90	655.82	- 0 -	1,604.47
XIII	866.22	624.02	348.68	2.75	101.36	452.79	- 0 -	1,945.03
XIV	259.00	227.44	173.39	- 0 -	38.91	212.30	- 0 -	698.54
XV	906.11	347.47	308.88	5.94	274.32	589.14	- 0 -	1,844.72
XVI	400.49	781.95	185.28	20.88	133.70	339.86	- 0 -	1,522.30
TOTALS	15,026.46	9,057.23	3,834.73	100.69	3,008.74	6,944.16	.11	31,029.96

Audited figures as determined by the State Auditor's report.



TABLE 12

DISTRIBUTION OF GENERAL ADULT FULL-TIME EQUIVALENT ENROLLMENT

SCHOOL YEAR 1972-73.

Merged Area	Including Students Not Eligible for State General Aid			Full-Time Equivalent Enrollment Students Eligible for State General Aid			Full-Time Equivalent Enrollment Students Eligible for State General Aid			Totals
	High School Completion Fed. Funded	High School Completion Non-Fed. Funded	General & Continuing Adult Ed.	High School Completion Fed. Funded	High School Completion Non-Fed. Funded	General & Continuing Adult Ed.	High School Completion Fed. Funded	High School Completion Non-Fed. Funded	General & Continuing Adult Ed.	
I	103.59	20.76	109.17	103.59	20.76	40.12	103.59	20.76	40.12	164.47
II	60.24	8.89	13.03	60.24	8.89	8.13	60.24	8.89	8.13	77.26
III	114.38	-0-	41.65	114.38	-0-	29.59	114.38	-0-	29.59	143.97
IV	7.33	-0-	29.17	7.33	-0-	11.20	7.33	-0-	11.20	18.53
V	60.12	22.34	92.48	60.12	22.34	46.24	60.12	22.34	46.24	128.70
VI	75.55	2.56	89.19	75.55	2.56	46.43	75.55	2.56	46.43	124.54
VII	93.86	127.88	78.49	93.86	101.99	45.70	93.86	101.99	45.70	241.55
IX	159.94	13.72	65.79	159.94	13.06	18.13	159.94	13.06	18.13	191.13
X	281.97	256.17	206.61	281.97	173.80	96.97	281.97	173.80	96.97	552.74
XI	238.14	365.24	242.87	238.14	365.24	136.39	238.14	365.24	136.39	729.77
XII	144.46	-0-	87.35	144.46	-0-	34.44	144.46	-0-	34.44	178.90
XIII	75.40	6.74	46.86	75.40	6.74	19.24	75.40	6.74	19.24	101.38
XIV	17.26	-0-	28.04	17.26	-0-	21.65	17.26	-0-	21.65	38.91
XV	248.21	-0-	34.65	248.21	-0-	26.11	248.21	-0-	26.11	274.32
XVI	63.75	65.00	19.80	63.75	65.00	6.28	63.75	65.00	6.28	135.03
TOTALS	1,744.20	889.30	1,185.15	1,744.20	780.38	586.62	1,744.20	780.38	586.62	3,111.20

As reported by area schools on Form AS-10. This FTEE differs slightly from tables 7 and 8 because of variations in placement of figures on the audited reports.

Table 13 presents a composite picture of the total enrollment in area schools for the career education and college parallel divisions during the fall term of 1972. These enrollments include both fall quarters and fall semesters and identifies separately the enrollment in the Agricultural Production Program for Veterans (a special program for veterans employed full-time in agriculture).

This enrollment is the headcount of all students who registered through the end of the second week of the fall term and includes virtually all of the fall term full-time students as well as a number of part-time students enrolled in full-time programs offered in the career education and college parallel divisions. Excluded from this enrollment are the many thousands of part-time students enrolled in the adult education divisions of area schools and some students in full-time programs who registered after the end of the second week of the fall term.

The fall term enrollment reported in Table 13 is similar to the day division enrollments reported by many other two and four year institutions of higher education in their fall enrollment reports.

Figure 6 presents the fall term enrollment of area schools for career education and college parallel divisions:

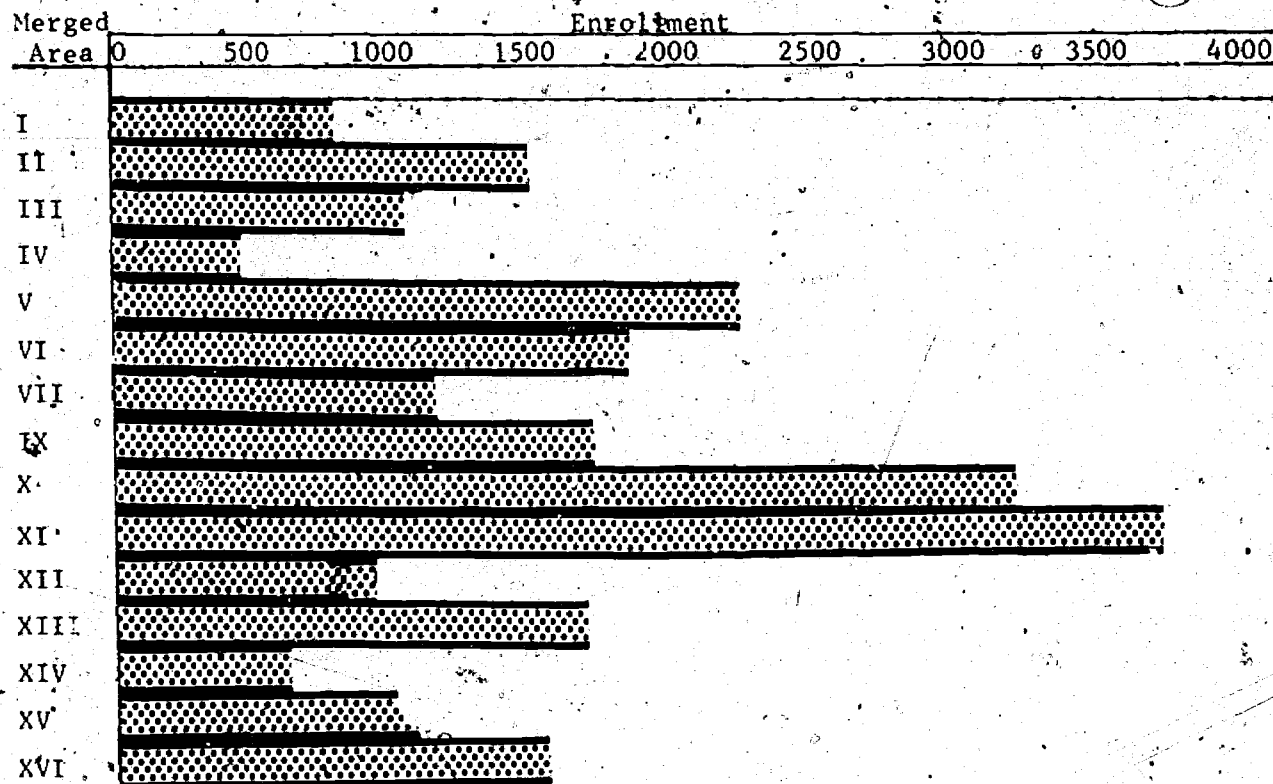


FIGURE 6

FALL TERM ENROLLMENT IN CAREER EDUCATION AND COLLEGE PARALLEL DIVISIONS

Table 14 presents the fall term enrollment by resident classification. Non-residents of Iowa are required to pay a higher tuition than residents of Iowa.

Table 15 presents the total fall term enrollment for each area school.

Table 16 presents the fall term enrollment of individual career education and college parallel programs in area schools. This enrollment includes the students in career education divisions identified by the major program in which they are enrolled and also identifies the taxonomy number of the programs. Similar information is included for programs in the college parallel division.

A distinct code has also been included to identify each program by its major functions.

This code includes instructional level, type, special emphasis and object and purpose. Further information on the coding of individual programs is available upon request from the Area Schools Division.

Table 17 presents the fall term enrollment of programs for area schools by state totals. Similar programs operated by more than one area school have been combined to provide a composite picture of programs enrollments for all area schools.

NOTE

Some individual programs with very small enrollments are operated as either options within other programs or operated in conjunction with another program.

Table 18 presents information on term enrollment for each term operated by an area school during fiscal year 1973. These term enrollments include only students enrolled in the career education and college parallel divisions and do not include adult education division registrations.

TABLE 13

FALL TERM ENROLLMENT
1972-1973 School Year
(Students enrolled in Career Education and College Parallel Divisions--
does not include part-time enrollment in Adult Education Divisions)

Area School	Career Education				College Parallel				Other				Total							
	Full-Time		Part-Time		Full-Time		Part-Time		Full-Time		Part-Time		Full-Time		Part-Time	Total				
	M	W	M	W	M	W	M	W	M	W	M	W	M	W	M	W				
I *	289	254	-	2	545	-	-	-	-	-	-	-	-	-	289	254	-	2	545	
**	282	-	-	-	282	-	-	-	-	-	-	-	-	-	282	-	-	-	282	
	571	254	-	2	827	-	-	-	-	-	-	-	-	-	571	254	-	2	827	
II *	222	184	1	11	418	592	355	28	36	1011	-	-	-	-	814	539	29	47	1429	
**	73	-	-	-	73	-	-	-	-	-	-	-	-	-	73	-	-	-	73	
	295	184	1	11	491	592	355	28	36	1011	-	-	-	-	887	539	29	47	1502	
III *	198	122	-	1	321	306	136	16	27	485	-	-	-	-	504	258	16	28	806	
**	269	1	-	-	271	-	-	-	-	-	-	-	-	-	269	1	1	-	271	
	467	123	1	1	592	306	136	16	27	485	-	-	-	-	773	259	17	28	1077	
IV *	249	58	83	-	390	-	-	-	-	-	-	-	-	-	249	58	83	-	390	
**	109	-	-	-	109	-	-	-	-	-	-	-	-	-	109	-	-	-	109	
	358	58	83	-	499	-	-	-	-	-	-	-	-	-	358	58	83	-	499	
V *	311	312	95	98	816	709	442	62	86	1299	-	-	-	-	1020	754	157	184	2115	
**	147	-	-	-	147	-	-	-	-	-	-	-	-	-	147	-	-	-	147	
	458	312	95	98	963	709	442	62	86	1299	-	-	-	-	1167	754	157	184	2262	
VI *	183	171	16	1	371	764	455	73	117	1409	-	-	-	-	947	626	89	118	1780	
**	112	-	-	-	112	-	-	-	-	-	-	-	-	-	112	-	-	-	112	
	295	171	16	1	483	764	455	73	117	1409	-	-	-	-	1059	626	89	118	1892	
VII *	703	350	36	-	1089	-	-	-	-	-	-	-	-	-	703	350	36	-	1089	
**	58	-	-	-	58	-	-	-	-	-	-	-	-	-	58	-	-	-	58	
	761	350	36	-	1147	-	-	-	-	-	-	-	-	-	761	350	36	-	1147	
IX *	356	274	10	10	650	447	263	152	107	969	10	4	4	4	813	541	166	121	1644	
**	53	-	-	-	53	-	-	-	-	-	-	-	-	-	53	-	-	-	53	
	409	274	10	10	703	447	263	152	107	969	10	4	4	4	866	541	166	121	1694	
X *	712	632	82	39	1465	629	262	388	330	1609	-	-	-	-	1341	894	470	369	3074	
**	77	-	-	-	77	-	-	-	-	-	-	-	-	-	77	-	-	-	77	
	789	632	82	39	1542	629	262	388	330	1609	-	-	-	-	1418	894	470	369	3151	
XI *	815	743	9	6	1573	672	295	412	356	1735	144	123	-	-	1631	1161	421	362	3575	
**	80	1	-	-	81	-	-	-	-	-	-	-	-	-	80	1	-	-	81	
	895	744	9	6	1654	672	295	412	356	1735	144	123	-	-	1711	1162	421	362	3656	
XII *	497	271	-	-	768	-	-	-	-	-	-	-	-	-	497	271	-	-	768	
**	199	-	-	-	199	-	-	-	-	-	-	-	-	-	199	-	-	-	199	
	696	271	-	-	967	-	-	-	-	-	-	-	-	-	696	271	-	-	967	
XIII *	329	261	1	1	592	380	181	153	208	922	4	4	-	-	8	713	446	154	209	1522
**	246	1	-	-	247	-	-	-	-	-	-	-	-	-	246	1	-	-	247	
	575	262	1	1	839	380	181	153	208	922	4	4	-	-	959	447	154	209	1769	
XIV *	106	76	1	-	183	136	71	15	19	241	-	-	-	-	242	147	16	19	424	
**	144	-	-	-	144	-	-	-	-	-	-	-	-	-	144	-	-	-	144	
	250	76	1	-	327	136	71	15	19	241	-	-	-	-	386	147	16	19	568	
XV *	358	170	-	-	528	260	80	11	32	383	-	-	11	20	31	618	250	22	52	942
**	71	-	-	-	71	-	-	-	-	-	-	-	-	-	71	-	-	-	71	
	429	170	-	-	599	260	80	11	32	383	-	-	11	20	31	589	250	22	52	1013
XVI *	159	213	-	18	383	476	273	193	224	1166	-	-	-	-	631	483	193	242	1549	
**	17	-	-	-	17	-	-	-	-	-	-	-	-	-	17	-	-	-	17	
	172	210	-	18	400	476	273	193	224	1166	-	-	-	-	648	483	193	242	1566	
TOTALS	7420	4091	335	187	12033	5371	2813	1503	1542	11229	158	131	15	24	328	12949	7035	1853	1753	23590

* Enrollments in all programs reported exclusive of Agricultural Production for Veterans. ** Enrollment in Agricultural Production for Veterans.

TABLE 14

RESIDENCE OF STUDENTS ENROLLED IN AREA SCHOOLS DURING THE FALL TERM
1972 - 73 School Year
(Students enrolled in Career Education and College Parallel Divisions--
does not include enrollment in Adult Education Divisions)

Area School	Career Education		College Parallel		Other		Total											
	Full-Time Iowa N-Res	Part-Time Iowa N-Res	Full-Time Iowa N-Res	Part-Time Iowa N-Res	Full-Time Iowa N-Res	Part-Time Iowa N-Res	Full-Time Iowa N-Res	Part-Time Iowa N-Res										
I	515	10	-	-	-	-	515	10	2	827								
II	477	2	933	14	64	-	1011	16	76	1502								
III	588	2	408	34	43	-	485	76	45	1077								
IV	403	13	-	-	-	-	-	403	13	83	499							
V	765	5	1104	47	148	-	1299	1869	52	341	2262							
VI	465	1	1144	75	189	1	1409	1609	76	206	1892							
VII	1095	16	-	-	-	-	-	1095	16	36	1147							
IX	622	51	674	36	252	7	959	14	8	22	1694							
X	1399	22	876	15	706	12	1609	-	-	-	3151							
XI	1636	3	944	23	768	-	1735	267	-	-	3656							
XII	891	76	-	-	-	-	-	891	76	-	967							
XIII	804	33	541	20	359	2	922	8	-	8	1769							
XIV	315	11	202	5	34	-	241	-	-	-	568							
XV	588	11	280	60	41	2	383	-	31	31	1013							
XVI	348	34	690	59	387	30	1166	-	-	-	1566							
TOTALS	11211	300	519	3	12033	7796	388	2991	54	11229	289	39	328	19296	688	3549	57	23590

TABLE 15

FALL TERM ENROLLMENT
1972 - 1973 School Year

(Students enrolled in Career Education and College Parallel Divisions--
does not include enrollment in Adult Education Divisions)

Area School	Career Education			College Parallel			Other			Total			
	Full-time		Total	Full-time		Total	Full-time		Total	Full-time		Total	
	M	W	M	M	W	M	M	W	M	M	W	M	
I	571	254	2	827	-	-	-	-	-	571	254	-	827
II	295	184	1	481	592	36	1011	-	-	887	539	29	1502
III	467	125	1	592	306	27	485	-	-	773	259	17	1077
IV	358	58	83	499	-	-	-	-	-	358	58	83	499
V	458	312	98	963	709	86	1299	-	-	1167	754	157	2262
VI	295	171	16	483	764	117	1409	-	-	1059	626	89	1892
VII	761	350	36	1147	-	-	-	-	-	761	350	36	1147
IX	409	274	10	703	447	263	969	10	4	22	866	366	1694
X	789	632	82	1542	629	330	1809	-	-	1418	894	470	3151
XI	895	744	9	1654	672	356	1735	144	123	267	1162	421	3656
XII	696	271	-	967	-	-	-	-	-	696	271	-	967
XIII	575	262	1	839	380	208	922	4	4	8	959	154	209
XIV	250	76	1	327	136	71	241	-	-	386	147	16	568
XV	429	170	-	599	260	80	383	-	11	31	689	22	1013
XVI	172	210	-	400	476	273	1166	-	-	648	483	193	1566
TOTALS	7420	4091	355	12033	5371	2815	11229	158	131	328	12949	1853	23590

911



TABLE 16
1972-1973
Northeast Iowa Area Vocational-Technical School
North Center (Calmar)
AREA SCHOOL ENROLLMENT AT END OF SECOND WEEK OF TERM

STATE TITLE	TAXONOMY	IL NE	T Y	SE PM	CP RU	FULL TIME		PART TIME		TOTAL TERM								
						MALE RES	FEMALE NON	MALE RES	FEMALE NON									
AGRICULTURAL PRODUCTION	010100000	03	02	03	03	27	0	0	0	0	0	0	0	0	27	FALL	C	
AGRICULTURAL SUPPLIES AND SERVICES	010200000	03	02	03	03	22	0	0	0	0	0	0	0	0	0	22	FALL	C
AGRICULTURAL POWER AND MACHINERY	010301000	03	02	03	03	30	0	0	0	0	0	0	0	0	0	30	FALL	C
GENERAL MERCHANDISE	040800000	03	02	03	03	8	0	1	0	0	0	0	0	0	0	09	FALL	C
PAKWARE AND BUILDING MATERIALS	040900000	03	02	03	03	15	0	0	0	0	0	0	0	0	0	15	FALL	C
NURSING ASSOCIATE DEGREE	070301000	03	02	11	03	3	0	19	5	0	0	0	0	0	0	27	FALL	C
PRACTICAL VOCATIONAL NURSE	070302000	03	02	11	03	3	0	46	1	0	0	0	1	0	0	51	FALL	C
HOME FURNISHINGS, EQUIPMENT, AND SERVICES	090204000	03	02	03	03	1	0	18	0	0	0	0	0	0	0	19	FALL	C
ACCOUNTANTS	140101000	03	02	03	03	16	0	6	0	0	0	0	0	0	0	22	FALL	C
BOOKKEEPERS	140102000	03	02	11	03	1	0	9	0	0	0	0	1	0	0	11	FALL	C
GENERAL OFFICE CLERKS	140303000	03	02	11	03	0	0	22	0	0	0	0	0	0	0	22	FALL	C
SECRETARIES	140702000	03	02	11	03	0	0	19	0	0	0	0	0	0	0	19	FALL	C
STRUCTURAL TECHNOLOGY	160106030	03	02	03	03	24	0	1	0	0	0	0	0	0	0	25	FALL	C
AUTO BODY REPAIR	170301000	03	02	11	03	11	0	0	0	0	0	0	0	0	0	11	FALL	C
AUTO MECHANICS	170302000	03	02	11	03	29	0	0	0	0	0	0	0	0	0	29	FALL	C
CARPENTRY	171001000	03	02	11	03	13	0	0	0	0	0	0	0	0	0	13	FALL	C
ELECTRICIAN	171002000	03	02	11	03	14	0	0	0	0	0	0	0	0	0	14	FALL	C
MASONRY CONSTRUCTION	171004000	03	02	11	03	14	0	0	0	0	0	0	0	0	0	14	FALL	C
PLUMBING AND PIPEFITTING	171007000	03	02	11	03	11	0	0	0	0	0	0	0	0	0	11	FALL	C
INDUSTRIAL ELECTRICIAN	171401000	03	07	05	03	0	0	0	0	0	0	0	0	0	0	00	FALL	C
WELDING AND CUTTING	172306000	03	02	11	03	15	0	0	0	0	0	0	0	0	0	15	FALL	C
COSMETOLOGY	172602000	03	02	11	03	0	0	16	0	0	0	0	0	0	0	16	FALL	C
REFRIGERATION	173000000	03	07	05	03	0	0	0	0	0	0	0	0	0	0	00	FALL	C

SITE TOTAL

257 00 157 06 00 00 02 00 422

1972-1973
Northeast Iowa Area Vocational-Technical School
South Center (Dubuque)
AREA SCHOOL ENROLLMENT AT END OF SECOND WEEK OF TERM

STATE TITLE	TAXONOMY	IL	I	SE	OP	FULL TIME		PART TIME		TOTAL TERM				
						MALE	NCN	MALE	NCN					
		SV	P	CP	JR	RES	RES	RES	RES					
PRACTICAL VOCATIONAL NURSE	0703020000	C3	02	11	03	0	37	0	3	40 FALL C				
BCKKEEPERS	1401020000	C3	02	11	C3	7	6	0	0	13 FALL C				
GENERAL OFFICE CLERKS	1403030000	C3	02	03	03	0	21	0	0	21 FALL C				
SECRETARIES	1407020000	03	02	03	C3	0	22	0	0	22 FALL C				
WELDING AND CUTTING	1723060000	03	02	11	03	17	0	0	0	17 FALL C				
COOK/CHEF	1729020000	03	02	13	21	8	2	0	0	10 FALL C				
SITE TOTAL														
						32	00	88	03	00	00	00	00	123

1972-1973
North Iowa Area Community College
Mason City
AREA SCHOOL ENROLLMENT AT END OF SECOND WEEK OF TERM

STATE TITLE	TAXONOMY	IL Y SE GP		FULL TIME		PART TIME		TOTAL TERM							
		NE Y PM BU	SV P-CP JR	MALE RES	MALE NCN	MALE RES	MALE NCN		FEMALE RES	FEMALE NCN					
AGRICULTURAL SUPPLIES AND SERVICES	0102000000	03 02 03 03		39	0	0	0	0	0	0	0	0	0	39	FALL S
AGRICULTURAL POWER AND MACHINERY	0103010000	03 02 11 03		17	0	0	0	0	0	0	0	0	0	17	FALL S
ACCOUNTING	0301080000	03 06 11 22		4	0	3	0	1	0	0	0	0	0	08	FALL S
CLERICAL	0314000002	03 06 11 22		0	0	7	0	0	0	0	0	0	0	07	FALL S
SECRETARIAL	0334000002	03 06 11 22		0	0	28	0	0	0	0	0	1	0	29	FALL S
LEGAL SECRETARIAL	0334100101	03 06 11 22		0	0	3	0	0	0	0	0	0	0	03	FALL S
LEGAL SECRETARIAL	0334100102	03 06 11 22		0	0	5	0	0	0	0	0	0	0	05	FALL S
MEDICAL SECRETARIAL	0334100201	03 06 11 22		0	0	32	0	0	0	0	0	0	0	32	FALL S
GENERAL MERCHANDISE SPECIALIST	0408010000	03 02 03 03		28	0	10	0	0	0	0	0	0	0	38	FALL S
NURSING ASSOCIATE DEGREE	0703010000	03 02 11 03		3	0	63	0	1	0	11	0	0	0	78	FALL S
PRACTICAL VCCATIONAL NURSE	0703020000	03 02 11 03		0	0	44	0	0	0	0	0	0	0	44	FALL S
MEDICAL ASSISTANT	0709040000	03 02 11 03		0	0	21	1	0	0	0	0	0	0	22	FALL S
GENERAL OFFICE CLERKS	1403030000	03 02 11 03		0	0	23	0	0	0	0	0	0	0	23	FALL S
SECRETARIES	1407020000	03 02 11 03		0	0	22	0	0	0	0	0	0	0	22	FALL S
ELECTRONIC TECHNOLOGY	1601080000	03 02 11 03		37	0	0	0	0	0	0	0	0	0	37	FALL S
MECHANICAL TECHNOLOGY, MACHINE & TOOL DESIGN	1601130200	03 02 11 03		31	0	0	0	0	0	0	0	0	0	31	FALL S
LAW ENFORCEMENT	1606050002	03 06 11 22		17	0	2	0	1	0	0	0	0	0	20	FALL S
AIR CONDITIONING	1701000000	03 02 11 03		35	0	0	0	0	0	0	0	0	0	35	FALL S
AUTOC MECHANICS	1703020000	03 02 11 03		31	1	0	0	0	0	0	0	0	0	32	FALL S
COLLEGE PARALLEL-NOT ELSEWHERE CLASSIFIED	1804000000	03 08 11 22		558	13	274	1	26	0	35	0	0	0	907	FALL S
SITE TOTAL				800	14	537	02	29	00	47	00	00	00	1429	

R

Iowa Lakes Community College
South Center (Emmetsburg)

AREA SCHOOL ENROLLMENT AT END OF SECOND WEEK OF TERM

STATE TITLE	TAXONOMY	FULL TIME				PART TIME				TOTAL TERM
		IL	Y	SE	CP	IL	Y	SE	CP	
		RES	NON	RES	NON	RES	NON	RES	NON	
AGRICULTURAL PRODUCTION	0101000000	34	0	0	0	0	0	0	0	34 FALL C
AGRICULTURAL SUPPLIES AND SERVICES	0102000000	29	1	0	0	0	0	0	0	30 FALL C
AGRICULTURAL POWER AND MACHINERY	0103010000	35	0	0	0	0	0	0	0	36 FALL C
WARTSMAN	0402100000	7	0	0	0	0	0	0	0	07 FALL C
GENERAL MERCHANDISE	0408000000	10	0	8	0	0	0	0	0	18 FALL C
NURSING ASSOCIATE DEGREE	0703010000	3	0	13	0	0	0	1	0	17 FALL C
PRACTICAL VOCATIONAL NURSE	0703020000	0	0	43	0	0	0	0	0	43 FALL C
GENERAL OFFICE CLERKS	1403030000	0	0	21	0	0	0	0	0	21 FALL C
GENERAL OFFICE CLERKS	1403030000	0	0	2	0	0	0	0	0	02 FALL C
SECRETARIES	1407020000	0	0	22	0	0	0	0	0	22 FALL C
CLERK TYPIST	1409010000	0	0	9	0	0	0	0	0	09 FALL C
AUTO BODY REPAIR	1703010000	19	1	0	0	0	0	0	0	20 FALL C
AUTO MECHANICS	1704020000	30	0	0	0	0	0	0	0	30 FALL C
SMALL ENGINE REPAIR	1731000000	14	0	0	0	0	0	0	0	14 FALL C
COLLEGE PARALLEL-NOT ELSEWHERE CLASSIFIED	1804000000	61	1	19	0	4	0	3	0	88 FALL C
REMEDICATION	2300740000	5	0	0	0	0	0	0	0	05 FALL C
SITE TOTAL		248	03	137	00	04	00	04	00	396

North Center (Estherville)

STATE TITLE	TAXONOMY	FULL TIME				PART TIME				TOTAL TERM
		IL	Y	SE	DP	IL	Y	SE	DP	
		RES	NON	RES	NON	RES	NON	RES	NON	
ACCOUNTING	0301000000	15	0	5	0	0	0	0	0	20 FALL C
SECRETARIAL	0334000001	0	0	12	0	0	0	0	0	12 FALL C
ACCOUNTANTS	1401010000	9	0	4	0	0	0	0	0	13 FALL C
COLLEGE PARALLEL-NOT ELSEWHERE CLASSIFIED	1804000000	198	31	98	2	12	0	24	0	365 FALL C
SITE TOTAL		222	31	119	02	12	00	24	00	410



Table 16 (continued)

1972-1973
Northwest Iowa Vocational School
Sheldon

AREA SCHOOL ENROLLMENT AT END OF SECOND WEEK OF TERM

STATE TITLE	TAXONOMY	FULL TIME				PART TIME				TOTAL TERM						
		MALE		FEMALE		MALE		FEMALE								
		RES	NON	RES	NON	RES	NON	RES	NON							
AGRICULTURAL PRODUCTION	0101000000	23	0	0	0	0	0	0	0	0	0	0	0	26	FALL	C
BOOKKEEPERS	1401020000	2	0	0	0	0	0	0	0	0	0	0	0	18	FALL	C
GENERAL OFFICE CLERKS	1403030000	0	0	18	0	0	0	0	0	0	0	0	0	18	FALL	C
SECRETARIES	1407020000	0	0	19	1	0	0	0	0	0	0	0	0	20	FALL	C
MECHANICAL TECHNOLOGY, MACHINE & TOOL DESIGN	1601130200	14	0	2	0	0	0	0	0	0	0	0	0	16	FALL	C
AIR CONDITIONING	1701000000	14	0	0	0	0	0	0	0	0	0	0	0	14	FALL	C
AUTO BODY REPAIR	1703010000	0	0	0	0	26	0	0	0	0	0	0	0	26	FALL	C
AUTO BODY REPAIR	1703010000	10	1	0	0	0	0	0	0	0	0	0	0	11	FALL	C
AUTO MECHANICS	1703020000	0	0	0	0	32	0	0	0	0	0	0	0	32	FALL	C
AUTO MECHANICS	1703020000	18	1	0	0	0	0	0	0	0	0	0	0	19	FALL	C
SERVICE STATION MECHANIC	1703020100	8	0	0	0	0	0	0	0	0	0	0	0	08	FALL	C
CARPENTRY	1710010000	13	1	0	0	0	0	0	0	0	0	0	0	14	FALL	C
ELECTRICIAN	1710020000	17	0	0	0	0	0	0	0	0	0	0	0	17	FALL	C
PLUMBING AND PIPEFITTING	1710070000	11	2	0	0	0	0	0	0	0	0	0	0	13	FALL	C
CUSTODIAL SERVICES	1711000000	12	0	0	0	0	0	0	0	0	0	0	0	12	FALL	C
DIESEL MECHANIC	1712000000	26	0	0	0	0	0	0	0	0	0	0	0	26	FALL	C
MECHANICAL CRAFTING	1713030000	5	0	2	0	0	0	0	0	0	0	0	0	07	FALL	C
INDUSTRIAL ELECTRICIAN	1714010000	18	1	0	0	0	0	0	0	0	0	0	0	19	FALL	C
LINEMAN	1714020000	31	1	0	0	0	0	0	0	0	0	0	0	32	FALL	C
SHEET METAL	1723050000	5	0	0	0	0	0	0	0	0	0	0	0	05	FALL	C
WELDING AND CUTTING	1723050000	0	0	0	0	25	0	0	0	0	0	0	0	25	FALL	C
WELDING AND CUTTING	1723050000	10	2	0	0	0	0	0	0	0	0	0	0	12	FALL	C
SITE TOTAL		237	12	57	01	83	00	00	00	00	00	00	00	390		

1972-1973
Iowa Central Community College
Fort Dodge Site
AREA SCHOOL ENROLLMENT AT END OF SECOND WEEK OF TERM

STATE TITLE	TAXONOMY	IL T SE CP		FULL TIME		PART TIME		TOTAL TERM								
		SV	Y	MALE RES	MALE NCN	MALE RES	MALE NCN									
AGRICULTURAL SUPPLIES AND SERVICES	0102000000	03	02	03	03	24	0	0	0	0	0	0	0	24	FALL	S
AGRICULTURAL POWER AND MACHINERY	0103010000	03	02	11	03	22	0	0	0	0	0	0	0	22	FALL	S
APPAREL ACCESSORIES	0402000000	03	02	03	03	0	0	50	0	0	0	0	0	50	FALL	S
BOOKBINDER	0406000000	03	02	03	03	50	0	0	0	1	0	0	0	51	FALL	S
GENERAL BUSINESS	0408000000	03	02	03	03	49	0	3	0	0	0	0	0	52	FALL	S
DENTAL ASSISTING	0701010000	03	02	11	03	0	0	24	0	0	0	0	0	24	FALL	S
NURSING ASSOCIATE DEGREE	0703010000	03	02	11	03	2	0	80	0	0	0	0	0	82	FALL	S
PRACTICAL VOCATIONAL NURSE	0703020000	03	02	11	03	0	0	35	0	0	0	0	0	35	FALL	S
MEDICAL ASSISTANT	0709040000	03	02	11	03	0	0	27	0	0	0	0	0	27	FALL	S
GENERAL OFFICE CLERKS	1403030000	03	02	11	03	0	0	19	0	0	0	0	0	19	FALL	S
EDUCATIONAL ASSISTANT	1406010000	03	06	11	22	2	0	14	0	1	0	0	0	17	FALL	S
EXECUTIVE SECRETARY	1407010000	03	02	03	03	0	0	38	0	0	0	0	0	38	FALL	S
ELECTRONIC TECHNOLOGY	1601080000	03	02	11	03	38	1	0	0	0	0	0	0	39	FALL	S
LAW ENFORCEMENT	1606050001	03	06	11	22	2	0	0	0	1	0	0	0	03	FALL	S
LAW ENFORCEMENT	1606050002	03	06	11	22	27	0	0	0	2	0	0	0	30	FALL	S
AUTO MECHANICS	1703020000	03	02	11	03	34	1	0	0	0	0	0	0	35	FALL	S
SERVICE STATION MECHANIC	1703020100	03	02	03	03	13	0	0	0	1	0	0	0	16	FALL	S
MECHANICAL DRAFTING	1713030000	03	02	11	03	11	0	0	0	0	0	0	0	11	FALL	S
RADIO AND TV BROADCASTING	1715990000	03	02	03	03	37	0	0	0	0	0	0	0	37	FALL	S
MACHINE SHOP	1723020000	03	02	11	03	14	0	0	0	1	0	0	0	15	FALL	S
WELDING AND CUTTING	1723060000	03	02	11	03	13	0	0	0	2	0	0	0	15	FALL	S
COLLEGE PARALLEL-NOT ELSEWHERE CLASSIFIED	1804000000	03	08	11	22	636	42	423	5	58	0	85	0	1249	FALL	S

SITE TOTAL

974 46 713 05 67 00 86 00 1891

1972-1973

Iowa Central Community College
Webster City Site

AREA SCHOOL ENROLLMENT AT END OF SECOND WEEK OF TERM

STATE TITLE	TAXONOMY	IL		NE		SV		FULL TIME		PART TIME		TOTAL TERM
		Y	SE	Y	PM	Y	CP	MALE	RES	MALE	RES	
GENERAL OFFICE CLERKS	1403030000	03	02	03	03	0	0	13	1	0	0	14 FALL S
SECRETARIES	1407020000	03	02	03	03	0	0	4	0	0	0	C4 FALL S

SITE TOTAL

CC 00 17 01 00 00 00 00 00 00 00 00 18

EAGLE GROVE CENTER

STATE TITLE	TAXONOMY	IL		NE		SV		FULL TIME		PART TIME		TOTAL TERM
		Y	SE	Y	PM	Y	CP	MALE	RES	MALE	RES	
GENERAL OFFICE CLERKS	1403030000	03	02	03	03	0	0	18	0	0	0	18 FALL S

SITE TOTAL

00 00 18 00 00 00 00 00 00 00 00 00 18

STORM LAKE CENTER

STATE TITLE	TAXONOMY	IL		NE		SV		FULL TIME		PART TIME		TOTAL TERM
		Y	SE	Y	PM	Y	CP	MALE	RES	MALE	RES	
AGRI. BUSINESS OCCUPATIONS	0100000000	02	01	11	22	0	0	0	0	0	0	24 FALL S
HEALTH OCCUPATIONS	0700000000	02	02	11	22	0	0	0	0	0	0	22 FALL S
OFFICE OCCUPATIONS	0300000000	02	02	11	22	0	0	0	0	0	0	19 FALL S
GENERAL OFFICE CLERKS	1403030000	02	02	11	22	0	0	0	0	0	0	19 FALL S
SECRETARIES	1407020000	02	02	11	22	0	0	0	0	0	0	19 FALL S
SMALL ENGINE MECHANICS	1731000000	02	01	11	22	0	0	0	0	55	0	55 FALL S

SITE TOTAL

00 00 00 00 00 00 90 98 00 00 00 00 188

1972-1973

Iowa Valley Community College District
 Marshalltown Community College
 AREA SCHOOL ENROLLMENT AT END OF SECOND WEEK OF TERM

STATE TITLE	TAXONOMY	IL Y SE CP				FULL TIME				PART TIME				TOTAL TERM		
		NE	Y	PM	BU	MALE	FEMALE	MALE	FEMALE	RES	NON	RES	NON			
ACCOUNTING	030100000	03	06	11	22	22	0	7	0	0	0	0	1	0	34	FALL S
CLERICAL	031400001	03	06	11	22	0	0	2	0	0	0	0	0	0	02	FALL S
SECRETARIAL	033400001	03	06	11	22	0	0	18	0	0	0	0	2	0	20	FALL S
SECRETARIAL	033400002	03	06	11	22	0	0	22	0	0	0	0	0	0	22	FALL S
JOURNALISM	050403000	03	06	11	22	12	0	4	0	1	0	0	0	0	17	FALL S
DENTAL ASSISTING	070101000	03	02	11	03	0	0	19	0	0	0	0	0	0	19	FALL Q
PRACTICAL VOCATIONAL NURSE	070302000	03	02	11	03	4	0	29	0	0	0	0	0	0	33	FALL Q
ELECTRONIC TECHNOLOGY	160108000	03	02	11	03	14	0	0	0	8	0	0	0	0	22	FALL S
MECHANICAL TECHNOLOGY, MACHINE & TOOL DESIGN	160113000	03	02	11	03	24	0	2	0	7	0	1	0	0	34	FALL S
AUTO MECHANICS	170302000	03	02	11	03	21	0	0	0	0	0	0	0	0	21	FALL Q
RADIO/TELEVISION	171503000	03	02	11	03	4	0	0	0	1	0	0	0	0	05	FALL S
MACHINE SHOP	172302000	03	02	11	03	15	0	0	0	0	0	0	0	0	15	FALL Q
TOOL AND DIE MAKING	172307000	03	02	11	03	1	0	0	0	0	0	0	0	0	01	FALL Q
COLLEGE PARALLEL-NOT ELSEWHERE CLASSIFIED	180400000	03	08	11	22	251	21	190	0	59	1	98	C	C	620	FALL S

SITE TOTAL

368 21 293 00 80 01 102 00 865

1972-1973
Iowa Valley Community College District
Ellsworth Community College
AREA SCHOOL ENROLLMENT AT END OF SECOND WEEK OF TERM

STATE TITLE	TAXONOMY	IL 7 SE CP		FULL TIME		PART TIME		TOTAL TERM													
		SV	Y	RES	NCN	RES	NCN		RES	NCN											
AGRICULTURAL PRODUCTION	0101000000	03	02	03	17	13	0	0	0	0	0	0	0	13	FALL	S					
ANIMAL SCIENCE-PRODUCTION MANAGEMENT	0101010000	03	02	03	03	24	0	0	0	0	0	0	0	24	FALL	S					
SECRETARIAL	0234000001	03	06	11	22	0	0	23	0	0	0	0	0	23	FALL	S					
MEDICAL SECRETARIAL	0334100201	03	06	11	22	0	0	1	0	0	0	0	0	1	FALL	S					
APPAREL AND ACCESSORIES	0402000000	03	02	03	03	0	0	87	0	0	0	0	0	87	FALL	S					
GENERAL MERCHANDISE	0408000000	03	02	03	03	46	0	5	0	0	0	0	0	51	FALL	S					
PETROLEUM	0416000000	03	02	03	03	17	0	0	0	0	0	0	0	17	FALL	S					
HUMAN SERVICES- INSTITUTIONAL CHILD CARE	0902010100	03	06	11	22	9	0	23	0	1	0	0	0	23	FALL	S					
GENERAL OFFICE CLERKS	1403030000	03	02	03	03	0	0	14	0	0	0	0	0	14	FALL	S					
SECRETARIES	1407020000	03	02	03	03	0	0	14	0	0	0	0	0	14	FALL	S					
COLLEGE PARALLEL-NOT ELSEWHERE CLASSIFIED	1804000000	03	08	11	22	397	52	163	2	7	0	0	16	637	FALL	S					
SITE TOTAL													506	52	330	03	08	00	16	00	515



STATE TITLE	TAXONOMY	FULL TIME		PART TIME		TOTAL TERM						
		RES	NON	RES	NON							
		MALE	FEMALE	MALE	FEMALE							
		SV	SV	SV	SV							
		Y P C P JR	Y P C P BU	Y P C P JR	Y P C P BU							
		IL	Y SE OP	IL	Y SE OP							
		NE	Y PM BU	NE	Y PM BU							
ANIMAL SCIENCE-PRODUCTION MANAGEMENT	01C10106C0	65	4	2	0	0	0	0	0	71	FALL	C
AGRICULTURAL POWER AND MACHINERY	01C30100C0	28	0	0	0	0	0	0	0	28	FALL	C
Turf Management	01050600C0	44	1	0	0	0	0	0	0	45	FALL	C
PARISMAN	04031000C0	7	0	1	0	0	0	0	0	8	FALL	C
DENTAL ASSISTING	07010100C0	0	0	18	0	0	0	0	0	18	FALL	C
MEDICAL LABORATORY ASSISTING	07020300C0	1	0	25	0	0	0	0	0	26	FALL	C
PRACTICAL VOCATIONAL NURSE	07030200C0	0	0	102	0	0	0	0	0	102	FALL	C
CLOTHING MANAGEMENT, PRODUCTION, AND SERVICE	09020200C0	0	0	45	0	0	0	0	0	45	FALL	C
HOME FURNISHINGS, EQUIPMENT, AND SERVICES	09020400C0	3	0	44	0	0	0	0	0	47	FALL	C
GENERAL OFFICE CLERKS	14030300C0	0	0	24	0	0	0	0	0	24	FALL	C
GENERAL OFFICE CLERKS	14030300C0	0	0	16	0	0	0	0	0	16	FALL	C
MEDICAL OFFICE CLERKS	14030301C0	0	0	20	0	0	0	0	0	20	FALL	C
STRUCTURAL TECHNOLOGY	16010603C0	30	0	0	0	1	0	0	0	31	FALL	C
ELECTRONIC TECHNOLOGY	16010800C0	55	0	1	0	0	0	0	0	56	FALL	C
MECHANICAL TECHNOLOGY, MACHINE & TOOL DESIGN	16011302C0	25	0	1	0	1	0	0	0	27	FALL	C
MECHANICAL TECHNOLOGY, MACHINE & TOOL DESIGN	16011302C0	0	0	0	0	8	0	0	0	8	FALL	C
POLICE SCIENCE TECHNOLOGY	16080500C0	71	0	5	0	0	0	0	0	76	FALL	C
AIR CONDITIONING	17010000C0	11	0	0	0	0	0	0	0	11	FALL	C
AUTO BODY REPAIR	17030100C0	21	0	0	0	0	0	0	0	21	FALL	C
AUTO MECHANICS	17030200C0	35	0	0	0	0	0	0	0	35	FALL	C
AIRCRAFT MAINTENANCE	17060100C0	31	0	0	0	0	0	0	0	31	FALL	C
COMMERCIAL ART OCCUPATIONS	17070000C0	38	0	35	0	0	0	0	0	73	FALL	C
COMMERCIAL PHOTOGRAPHY	17090000C0	50	10	6	0	0	0	0	0	66	FALL	C
CARPENTRY	17100100C0	0	0	0	0	26	0	0	0	26	FALL	C

AREA SCHOOL ENROLLMENT AT END OF SECOND WEEK OF TERM

STATE TITLE	TAXONOMY	IL		FULL TIME		PART TIME		TOTAL TERM											
		SV	CP	RES	NON	RES	NON	RES	NON										
CUSTOMER SERVICES	171100000	03	02	13	23	8	0	0	0	0	0	0	0	0	09	FALL	C		
DIESEL MECHANIC	172000000	03	02	11	03	23	0	0	0	0	0	0	0	0	23	FALL	C		
ARCHITECTURAL DRAFTING	171301000	03	02	11	03	17	0	2	0	0	0	0	0	0	19	FALL	C		
MECHANICAL DRAFTING	171303000	03	02	11	03	12	0	1	0	0	0	0	0	0	13	FALL	C		
RADIO/TELEVISION	171503000	03	02	11	03	16	1	0	0	0	0	0	0	0	17	FALL	C		
MACHINE SHOP	172302000	03	02	11	03	16	0	0	0	0	0	0	0	0	16	FALL	C		
MACHINE TOOL MAINTENANCE	172304000	03	02	11	03	16	0	0	0	0	0	0	0	0	16	FALL	C		
WELDING AND CUTTING	172306000	03	02	11	03	36	0	1	0	0	0	0	0	0	37	FALL	C		
TOOL AND DIE MAKING	172307000	03	02	11	03	28	0	0	0	0	0	0	0	0	28	FALL	C		
SITE TOTAL										687	16	350	00	36	00	00	00	00	1089



Table 16 (continued)

1972-1973
Eastern Iowa Community College District
Scott-Community College (Davenport)
AREA SCHOOL ENROLLMENT AT END OF SECOND WEEK OF TERM

STATE TITLE	TAXONOMY	IL Y SE OP		FULL TIME		PART TIME		TOTAL TERM								
		SV	CP	JR	RES	NON	RES		NON							
MEDICAL LABORATORY ASSISTING	0702030000	03	02	11	03	2	0	33	2	0	0	1	0	38	FALL	C
PRACTICAL VOCATIONAL NURSE	0703020000	03	02	11	03	1	0	69	4	0	0	4	0	78	FALL	C
SURGICAL TECHNICIAN O.R.T.	0703050000	03	02	11	03	5	0	15	0	0	0	0	0	20	FALL	C
HOME FURNISHINGS, EQUIPMENT, AND SERVICES	0902040000	03	02	11	03	0	0	17	6	0	0	0	0	23	FALL	C
PROGRAMMERS	1402030000	03	02	11	03	18	2	16	0	4	0	3	0	43	FALL	C
GENERAL OFFICE CLERKS	1403030000	03	02	03	03	0	0	15	0	0	0	0	0	15	FALL	C
SECRETARIES	1407020000	03	02	03	03	0	0	27	1	0	0	1	0	29	FALL	C
ELECTRONIC TECHNOLOGY	1601080000	03	02	11	03	30	1	0	0	1	0	0	0	32	FALL	C
ELECTRO MECHANICAL TECHNOLOGY	1601090000	03	02	11	03	10	0	1	0	0	0	0	0	11	FALL	C
MECHANICAL TECHNOLOGY DESIGN AND PRODUCTION	1601139000	03	02	11	03	18	0	1	0	3	0	0	0	22	FALL	C
POLICE SCIENCE TECHNOLOGY	1606050000	03	02	13	21	10	0	0	0	0	0	0	0	10	FALL	C
AIR CONDITIONING	1701000000	03	02	11	03	22	2	0	0	1	0	0	0	25	FALL	C
AUTO BODY REPAIR	1703010000	03	02	11	03	52	1	0	0	0	0	0	0	33	FALL	C
AUTO MECHANICS	1703020000	03	02	11	03	29	11	0	0	0	0	0	0	40	FALL	C
MECHANICAL DRAFTING	1713030000	03	02	11	03	6	0	0	0	0	0	1	0	07	FALL	C
SMALL ENGINE REPAIR	1731000000	03	02	11	03	32	16	0	0	0	0	0	0	48	FALL	C
COUNSELING WITH PUPILS	3221100000	03	05	01	05	0	0	4	0	4	0	4	0	12	FALL	C

SITE TOTAL

215 33 198 13 13 00 14 00 486

1972-1973
 Eastern Iowa Community College District
 Clinton Community College
 AREA SCHOOL ENROLLMENT AT END OF SECOND WEEK OF TERM

STATE TITLE	TAXONOMY	FULL TIME		PART TIME		TOTAL TERM				
		MALE RES	FEMALE RES	MALE RES	FEMALE RES					
SECRETARIAL	0334000002	17	0	0	0	17 FALL S				
NURSING ASSOCIATE DEGREE	0703010000	2	1	36	5	44 FALL S				
PRACTICAL VOCATIONAL NURSE	0703020000	0	0	24	0	24 FALL S				
ELECTRONIC TECHNOLOGY	1601080000	28	0	1	0	29 FALL S				
LAW ENFORCEMENT	1606050002	0	0	0	17	17 FALL S				
ARCHITECTURAL DRAFTING	1713010000	24	2	1	0	28 FALL S				
COLLEGE PARALLEL-NOT ELSEWHERE CLASSIFIED	1804000000	132	10	79	4	333 FALL S				
SITE TOTAL		203	13	141	09	74	05	46	01	492

Muscatine Community College

STATE TITLE	TAXONOMY	FULL TIME		PART TIME		TOTAL TERM				
		MALE RES	FEMALE RES	MALE RES	FEMALE RES					
AGRICULTURAL PRODUCTION	0101000000	17	2	0	0	19 FALL S				
AGRICULTURAL SUPPLIES AND SERVICES	0102000000	23	1	0	0	24 FALL S				
SECRETARIAL	0334000002	0	0	42	0	46 FALL S				
EDUCATIONAL ASSISTANT	1406010000	1	0	7	0	08 FALL S				
LAW ENFORCEMENT	1606050002	39	1	3	0	59 FALL S				
COLLEGE PARALLEL-NOT ELSEWHERE CLASSIFIED	1804000000	229	18	125	3	489 FALL S				
REMEDIATION	2300240000	18	0	0	0	18 FALL S				
SITE TOTAL		327	22	177	03	74	00	59	01	663

AREA SCHOOL ENROLLMENT AT END OF SECOND WEEK OF TERM

STATE TITLE	TAXONOMY	FULL TIME				PART TIME				TOTAL TERM							
		RES	NON	RES	NON	RES	NON	RES	NON								
AGRICULTURAL PRODUCTION	0101000000	03	02	03	03	60	1	2	0	0	0	0	0	0	63	FALL	C
AGRICULTURAL POWER AND MACHINERY	0103010000	03	02	03	03	38	0	0	0	0	0	0	0	0	38	FALL	C
FLORICULTURE	0105020000	03	02	03	03	8	0	22	0	0	0	0	0	0	30	FALL	C
LANDSCAPE, NURSERY & GARDEN CENTER	0105110000	03	02	03	03	89	0	4	0	0	0	0	1	0	94	FALL	C
APPAREL AND ACCESSORIES	0402000000	03	02	03	03	0	0	48	1	0	0	0	4	0	53	FALL	C
APPAREL AND ACCESSORIES SPECIALIST	0402010000	03	02	03	03	0	0	16	0	0	0	0	2	0	18	FALL	C
FOOD DISTRIBUTION	0406000000	03	02	03	03	17	0	1	0	1	0	0	0	0	19	FALL	C
FOOD DISTRIBUTION SPECIALIST	0406010000	03	02	03	03	15	0	0	0	0	0	0	0	0	15	FALL	C
GENERAL MERCHANDISE	0408000000	03	02	03	03	25	0	5	0	1	1	0	0	0	32	FALL	C
GENERAL MERCHANDISE SPECIALIST	0408010000	03	02	03	03	9	0	1	0	4	0	0	0	0	14	FALL	C
HOME FURNISHINGS	0410000000	03	02	03	03	0	0	0	0	0	0	0	0	0	00	FALL	C
INDUSTRIAL MARKETING	0412000000	03	02	03	03	1	0	0	0	1	0	0	0	0	02	FALL	C
DENTAL ASSISTING	0701010000	03	02	11	03	0	0	43	0	0	0	0	0	0	43	FALL	C
DENTAL LABORATORY TECHNOLOGY	0701030000	03	02	11	03	25	2	10	0	1	0	0	0	0	38	FALL	C
NURSING ASSOCIATE DEGREE	0703010000	03	02	11	03	2	0	51	0	0	0	0	7	0	60	FALL	C
PRACTICAL VOCATIONAL NURSE	0703020000	03	02	11	03	0	0	60	1	0	0	0	5	0	66	FALL	C
OCCUPATIONAL THERAPY ASSISTANT	0704010000	03	02	11	03	0	0	19	1	0	0	0	0	0	20	FALL	C
ENVIRONMENTAL HEALTH ASSISTANT	0707010000	03	02	11	03	12	0	2	0	1	0	0	0	0	15	FALL	C
INHALATION THERAPY TECHNICIAN	0709030000	03	02	11	03	9	1	14	0	2	0	0	0	0	26	FALL	C
MEDICAL ASSISTANT	0709040000	03	02	11	03	0	0	42	2	0	0	0	0	0	44	FALL	C
ORTHOPEDIC ASSISTING	0709100000	03	02	11	03	17	6	0	0	0	1	0	0	0	24	FALL	C
ACCOUNTANTS	1401010000	03	02	03	03	44	0	20	0	8	0	0	6	0	78	FALL	C
BOOKKEEPERS	1401020000	03	02	03	03	4	0	20	0	0	0	0	1	0	25	FALL	C
COMPUTER AND CONSOLE OPERATORS	1402010000	03	02	11	03	3	0	4	0	2	0	0	0	0	09	FALL	C

1972-1973
Kirkwood Community College
Cedar Rapids
AREA SCHOOL ENROLLMENT AT END OF SECOND WEEK OF TERM

STATE TITLE	TAXONOMY	FULL TIME				PART TIME				TOTAL TERM							
		RES	NON	MALE	FEMALE	RES	NON	MALE	FEMALE								
IL	NE	SV	TP	SE	CP	BU	CP	BU	CP	BU	CP	BU	CP	BU	CP	BU	
KEYPUNCH AND CODING EQUIPMENT OPERATORS	1402020100	03	02	11	03	0	0	10	0	1	0	1	0	0	0	12 FALL	C
PROGRAMMERS	1402030000	03	02	11	03	50	1	21	1	6	0	2	0	0	0	81 FALL	C
GENERAL OFFICE CLERKS	1403030000	03	02	03	03	0	0	29	0	0	0	1	0	0	0	30 FALL	C
EDUCATIONAL ASSISTANT	1405010000	03	06	11	22	3	0	11	0	2	0	3	0	0	0	19 FALL	C
EXECUTIVE SECRETARY	1407010000	03	02	03	03	0	0	36	1	0	0	0	0	0	0	37 FALL	C
SECRETARIES	1407020000	03	02	03	03	0	0	63	1	0	0	5	0	0	0	69 FALL	C
MEDICAL SECRETARIES	1407020100	03	02	03	03	0	0	33	2	0	0	0	0	0	0	35 FALL	C
LEGAL SECRETARIES	1407020200	03	02	03	03	0	0	23	0	0	0	3	0	0	0	26 FALL	C
ELECTRONIC TECHNOLOGY	1601080000	03	02	11	03	41	0	0	0	2	0	0	0	0	0	43 FALL	C
ELECTRONIC COMMUNICATIONS TECHNOLOGY	1601080100	03	02	11	03	27	0	1	0	0	0	0	0	0	0	28 FALL	C
MECHANICAL TECHNOLOGY, MACHINE & TOOL DESIGN	1601130200	03	02	11	03	33	0	0	0	1	0	0	0	0	0	34 FALL	C
LAW ENFORCEMENT	1606050002	03	06	11	22	46	0	1	0	31	0	0	0	0	0	79 FALL	C
AUTO BODY REPAIR	1703010000	03	02	11	03	16	0	0	0	0	0	0	0	0	0	16 FALL	C
AUTO MECHANICS	1703020000	03	02	11	03	28	0	0	0	0	0	0	0	0	0	28 FALL	C
ARCHITECTURAL DRAFTING	1713010000	03	02	11	03	20	0	3	0	1	0	1	0	0	0	25 FALL	C
MECHANICAL DRAFTING	1713030000	03	02	11	03	8	1	1	0	0	0	0	0	0	0	10 FALL	C
GRAPHIC ARTS OCCUPATIONS	1719000000	03	02	11	03	16	0	9	0	0	0	0	0	0	0	25 FALL	C
MACHINE SHOP	1723020000	03	02	11	03	25	0	0	0	0	0	0	0	0	0	25 FALL	C
MACHINE SHOP	1723020000	03	07	11	03	12	0	0	0	0	0	0	0	0	0	12 FALL	C
WELDING AND CUTTING	1723060000	03	02	11	03	41	0	3	0	48	0	0	0	0	0	92 FALL	C
COOK/CHEF	1729020000	03	02	11	03	5	0	6	0	0	0	0	0	0	0	11 FALL	C
COLLEGE PARALLEL-NOT ELSEWHERE CLASSIFIED	1804000000	03	08	11	22	568	12	242	3	347	6	309	6	0	0	1493 FALL	C
LIBRARY ASSISTANT	2004050000	03	06	11	22	0	0	5	0	2	0	11	0	0	0	18 FALL	C

Des Moines Area Community College
Ankeny Campus
AREA SCHOOL ENROLLMENT AT END OF SECOND WEEK OF TERM

STATE TITLE	TAXONOMY	FULL TIME				PART TIME				TOTAL TERM					
		RES	NON	MALE	FEMALE	RES	NON	MALE	FEMALE						
		SV	P	CP	JR	NE	Y	PM	BU	IL	SE	OP			
AGRICULTURAL SUPPLIES AND SERVICES	0102000000	03	02	03	03	56	0	0	0	0	0	0	56	FALL	C
LANDSCAPE, NURSERY & GARDEN CENTER	0105110000	03	02	03	03	20	0	1	0	0	0	0	21	FALL	C
APPAREL AND ACCESSORIES	0402000000	03	02	03	17	0	0	16	0	0	0	0	16	FALL	C
PARTSMAN	0403100000	03	02	03	03	18	0	0	0	0	0	0	18	FALL	C
GENERAL MERCHANDISE	0408000000	03	02	03	03	3	0	6	0	0	0	0	09	FALL	C
GENERAL MERCHANDISE	0408000000	03	02	13	23	17	0	1	0	0	0	0	18	FALL	C
GENERAL MERCHANDISE SPECIALIST	0408010000	03	02	03	03	45	0	6	0	0	0	0	51	FALL	C
INDUSTRIAL MARKETING	0412000000	03	02	03	03	42	0	0	0	0	0	0	42	FALL	C
DENTAL ASSISTING	0701010000	03	02	11	03	0	0	44	0	0	0	0	44	FALL	C
MEDICAL LABORATORY ASSISTING	0702030000	03	02	11	03	4	0	23	0	0	0	0	27	FALL	C
NURSING ASSOCIATE DEGREE	0703010000	03	02	11	03	3	0	28	0	0	0	0	31	FALL	C
PRACTICAL VOCATIONAL NURSE	0703020000	03	02	11	03	1	0	85	0	0	0	0	86	FALL	C
NURSING ASSISTANCE AIDE	0703030000	03	03	11	03	16	0	79	0	0	0	0	95	FALL	C
SURGICAL TECHNICIAN C.R.T.	0703050000	03	02	11	03	2	0	24	0	0	0	0	26	FALL	C
HEALTH CARE FACILITY ADMINISTRATION	0709000000	03	02	11	03	12	0	2	0	7	0	1	22	FALL	C
MEDICAL ASSISTANT	0709040000	03	02	11	03	0	0	30	0	0	0	0	30	FALL	C
CARE AND GUIDANCE OF CHILDREN	0902010000	03	02	11	03	0	0	25	0	0	0	0	25	FALL	C
ACCOUNTANTS	1401010000	03	02	11	03	25	0	21	0	0	0	0	46	FALL	C
BOOKKEEPERS	1401020000	03	02	03	03	15	0	17	0	0	0	1	33	FALL	C
COMPUTER AND CONSOLE OPERATORS	1402010000	03	02	11	03	12	0	6	0	0	0	0	18	FALL	C
KEYPUNCH AND CODING EQUIPMENT OPERATORS	1402020100	03	03	11	03	1	0	15	0	0	0	0	16	FALL	C
PROGRAMMERS	1402030000	03	02	11	03	54	0	19	0	2	0	0	75	FALL	C
GENERAL OFFICE CLERKS	1403030000	03	02	11	03	0	0	24	0	0	0	1	25	FALL	C
GENERAL OFFICE CLERKS	1403030000	03	02	13	23	18	0	101	0	0	0	0	119	FALL	C

201



1972-1973

Des Moines Area Community College
Ankeny Campus

AREA SCHOOL ENROLLMENT AT END OF SECOND WEEK OF TERM

STATE TITLE	TAXONOMY	FULL TIME				PART TIME				TOTAL TERM						
		SV	NE	Y	CP	RES	NON	RES	NON							
EDUCATIONAL ASSISTANT	14660100CC	03	06	11	22	0	0	8	0	0	0	9	0	17	FALL	C
EXECUTIVE SECRETARY	14070100C0	03	02	11	03	0	0	30	0	0	0	0	0	30	FALL	C
SECRETARIES	14070200C0	03	02	11	03	0	0	73	0	0	0	1	0	74	FALL	C
ELECTRONIC TECHNOLOGY	16010800C0	03	02	11	03	51	1	0	0	0	0	0	0	52	FALL	C
FOOD SERVICE SUPERVISOR	16050400CC	03	02	03	03	28	0	8	0	0	0	0	0	36	FALL	C
LAW ENFORCEMENT	1606050001	03	06	11	22	26	0	4	0	25	0	3	0	58	FALL	C
LAW ENFORCEMENT	16060500C2	03	06	11	22	51	0	3	0	104	0	3	0	161	FALL	C
CRIMINALISTICS	16060501C0	03	06	11	22	10	0	3	0	2	0	1	0	16	FALL	C
AIR CONDITIONING	1701000000	03	02	11	03	26	0	0	0	0	0	0	0	26	FALL	C
AUTO BODY REPAIR	17030100C0	03	02	13	23	17	0	0	0	0	0	0	0	17	FALL	C
AUTO MECHANICS	1703020000	03	02	11	03	66	0	0	0	0	0	0	0	66	FALL	C
SERVICE STATION MECHANIC	17030201C0	03	02	13	23	29	0	0	0	0	0	0	0	29	FALL	C
COMMERCIAL ART OCCUPATIONS	17070000C0	03	02	11	03	30	1	24	0	0	0	0	0	55	FALL	C
CARPENTRY	17100100CC	03	02	11	03	23	0	0	0	0	0	0	0	23	FALL	C
DIESEL MECHANIC	17120000C0	03	02	11	03	90	0	0	0	0	0	0	0	90	FALL	C
ARCHITECTURAL DRAFTING	17130100C0	03	02	11	03	22	0	3	0	0	0	0	0	25	FALL	C
MECHANICAL DRAFTING	1713030000	03	02	11	03	19	0	2	0	0	0	0	0	21	FALL	C
INDUSTRIAL ELECTRONICS	17150202C0	03	02	11	03	34	0	0	0	0	0	0	0	34	FALL	C
GRAPHIC ARTS OCCUPATIONS	17190000CC	03	02	11	03	22	0	2	0	0	0	0	0	24	FALL	C
MACHINE SHOP	17230200C0	03	02	13	23	14	0	0	0	0	0	0	0	14	FALL	C
MACHINE OPERATOR	17230300C0	03	02	11	03	14	0	0	0	0	0	0	0	14	FALL	C
WELDING AND CUTTING	17230600CC	03	02	11	03	17	0	0	0	0	0	0	0	17	FALL	C
WELDING AND CUTTING	17230600C0	03	02	13	23	30	0	0	0	0	0	0	0	30	FALL	C
TOOL AND DIE MAKING	1723070000	03	02	11	03	37	0	0	0	0	0	0	0	37	FALL	C

Des Moines Area Community College
Ankeny Campus

AREA SCHOOL ENROLLMENT AT END OF SECOND WEEK OF TERM

STATE TITLE	TAXONOMY	FULL TIME				PART TIME				TOTAL TERM							
		IL NE SV	SE PM P	OP BU CP	JR	RES	MALE RES	FEMALE RES	NON RES								
COOK/CHEF	172020000	03	02	11	03	0	0	0	0	0	0	0	0	0	08	FALL	C
CHECK/CHEF	172020000	03	02	13	23	9	0	0	0	0	0	0	0	0	20	FALL	C
MEAT CUTTER	172030000	03	02	13	23	9	0	0	0	0	0	0	0	0	10	FALL	C
TAILORING	173302000	03	02	13	23	1	0	0	0	0	0	0	0	0	10	FALL	C
COLLEGE PARALLEL-NOT ELSEWHERE CLASSIFIED	180400000	03	08	11	22	374	6	188	3	237	0	311	0	0	1119	FALL	C
SITE TOTAL		1418	08	945	03	377	00	331	00	00	00	00	00	00	3082		

Boone Campus

STATE TITLE	TAXONOMY	FULL TIME				PART TIME				TOTAL TERM							
		IL NE SV	SE PM P	OP BU CP	JR	RES	MALE RES	FEMALE RES	NON RES								
SECRETARIAL	032400000	03	06	11	22	0	0	4	0	0	0	0	0	0	04	FALL	C
PRACTICAL VOCATIONAL NURSE	070302000	03	02	11	03	0	0	41	0	0	0	0	0	0	41	FALL	Q
GENERAL OFFICE CLERKS	140303000	03	02	11	03	0	0	9	0	0	0	2	0	0	11	FALL	C
SECRETARIES	140702000	03	02	11	03	0	0	18	0	0	0	0	0	0	18	FALL	Q
COLLEGE PARALLEL-NOT ELSEWHERE CLASSIFIED	180400000	03	08	11	22	197	8	76	6	44	0	29	0	0	360	FALL	Q
SITE TOTAL		197	08	148	06	44	00	31	00	00	00	00	00	00	434		

CARROLL SITE

STATE TITLE	TAXONOMY	FULL TIME				PART TIME				TOTAL TERM							
		IL NE SV	SE PM P	OP BU CP	JR	RES	MALE RES	FEMALE RES	NON RES								
PRACTICAL VOCATIONAL NURSE	070302000	03	02	11	03	0	0	58	1	0	0	0	0	0	59	FALL	C
SITE TOTAL		00	00	58	01	00	00	00	00	00	00	00	00	00	59		



1972-1973
Western Iowa Tech
Sioux City Campus
AREA SCHOOL ENROLLMENT AT END OF SECOND WEEK OF TERM

STATE TITLE	TAXONOMY	IL T SE CP		FULL TIME		PART TIME		TOTAL TERM														
		SV	P	CP	JR	RES	NON		RES	NON												
ANIMAL SCIENCE-PRODUCTION MANAGEMENT	0101010600	03	02	11	03	23	9	0	0	0	0	0	0	0	0	0	0	0	0	32	FALL	C
AGRICULTURAL POWER AND MACHINERY	0103010000	03	02	11	03	19	0	0	0	0	0	0	0	0	0	0	0	0	0	19	FALL	C
DENTAL ASSISTING	0701010000	03	02	11	03	0	0	14	2	0	0	0	0	0	0	0	0	0	0	16	FALL	C
NURSING ASSOCIATE DEGREE	0703010000	03	02	11	03	4	0	13	2	0	0	0	0	0	0	0	0	0	0	19	FALL	C
PRACTICAL VOCATIONAL NURSE	0703020000	03	02	11	03	2	2	72	5	0	0	0	0	0	0	0	0	0	0	81	FALL	C
NURSING ASSISTANCE AIDE	0703030000	03	03	11	03	0	0	22	0	0	0	0	0	0	0	0	0	0	0	22	FALL	C
RECKEEPERS	1401020000	03	02	11	03	28	0	19	0	0	0	0	0	0	0	0	0	0	0	47	FALL	C
PROGRAMMERS	1402030000	03	02	11	03	23	3	4	0	0	0	0	0	0	0	0	0	0	0	30	FALL	C
SYSTEMS ANALYST	1402040000	03	07	11	03	3	1	3	0	0	0	0	0	0	0	0	0	0	0	07	FALL	C
GENERAL OFFICE CLERKS	1403030000	03	02	03	03	0	0	30	2	0	0	0	0	0	0	0	0	0	0	32	FALL	C
SECRETARIES	1407020000	03	02	03	03	0	0	25	0	0	0	0	0	0	0	0	0	0	0	25	FALL	C
MEDICAL SECRETARIES	1407020100	03	02	03	03	0	0	21	0	0	0	0	0	0	0	0	0	0	0	21	FALL	C
ELECTRONIC TECHNOLOGY	1601080000	03	02	11	03	26	3	2	0	0	0	0	0	0	0	0	0	0	0	31	FALL	C
MECHANICAL TECHNOLOGY, MACHINE & TOOL DESIGN	1601130200	03	02	11	03	24	2	0	0	0	0	0	0	0	0	0	0	0	0	26	FALL	C
POLICE SCIENCE TECHNOLOGY	1606050000	03	02	11	03	38	3	6	1	0	0	0	0	0	0	0	0	0	0	48	FALL	C
AIR CONDITIONING	1701000000	03	02	11	03	26	3	0	0	0	0	0	0	0	0	0	0	0	0	29	FALL	C
AUTOC BODY REPAIR	1703010000	03	02	11	03	24	2	0	0	0	0	0	0	0	0	0	0	0	0	26	FALL	C
AUTOC MECHANICS	1703020000	03	02	11	03	37	6	0	0	0	0	0	0	0	0	0	0	0	0	43	FALL	C
BUSINESS MACHINE MAINTENANCE	1706000000	03	02	11	03	8	1	0	0	0	0	0	0	0	0	0	0	0	0	09	FALL	C
CUSTOCIAL SERVICES	1711000000	03	02	01	05	9	0	0	0	0	0	0	0	0	0	0	0	0	0	09	FALL	C
MECHANICAL DRAFTING	1713030000	03	02	11	03	18	0	5	0	0	0	0	0	0	0	0	0	0	0	23	FALL	C
ELECTRONIC COMMUNICATIONS	1715010000	03	02	11	03	22	0	0	0	0	0	0	0	0	0	0	0	0	0	22	FALL	C
RADIO/TELEVISION	1715030000	03	02	11	03	18	0	0	0	0	0	0	0	0	0	0	0	0	0	18	FALL	C
PAND AND ORCHESTRA REPAIR	1721010100	03	02	11	03	4	15	1	1	0	0	0	0	0	0	0	0	0	0	21	FALL	C

AREA SCHOOL ENROLLMENT AT END OF SECOND WEEK OF TERM

STATE TITLE	TAXONOMY	IL T SE OP		FULL TIME		PART TIME		TOTAL TERM									
		NE Y PM BU	SV P CP JR	MALE RES	FEMALE NCN	MALE RES	FEMALE NON										
PIANO TUNER	1721010200	03	02	11	03	8	10	0	0	0	0	0	0	0	19	FALL	C
MACHINE OPERATOR	1723030000	03	02	11	03	10	0	0	0	0	0	0	0	0	10	FALL	C
WELDING AND CUTTING	1723060000	03	02	11	03	8	1	0	0	0	0	0	0	0	0	FALL	C
MEAT CUTTER	1729030000	03	02	11	03	16	2	1	0	0	0	0	0	0	19	FALL	C
EXPLORATORY INDUSTRIAL EDUCATION	1740100000	03	01	01	05	4	0	0	0	0	0	0	0	0	0	FALL	C
SITE TOTAL		402	63	238	13	00	00	00	00	00	00	00	00	00	716		

CHEROKEE SITE

STATE TITLE	TAXONOMY	IL T SE OP		FULL TIME		PART TIME		TOTAL TERM									
		NE Y PM BU	SV P CP JR	MALE RES	FEMALE NCN	MALE RES	FEMALE NON										
PRACTICAL VOCATIONAL NURSE	0703020000	03	02	11	03	0	0	20	0	0	0	0	0	0	20	FALL	C
SITE TOTAL		00	00	20	00	00	00	00	00	00	00	00	00	00	20		

IDA GROVE SITE

STATE TITLE	TAXONOMY	IL T SE OP		FULL TIME		PART TIME		TOTAL TERM									
		NE Y PM BU	SV P CP JR	MALE RES	FEMALE NCN	MALE RES	FEMALE NON										
CARPENTRY	1710010000	03	02	11	03	19	0	0	0	0	0	0	0	0	19	FALL	C
SITE TOTAL		19	00	00	00	00	00	00	00	00	00	00	00	00	19		

DEMISON SITE

STATE TITLE	TAXONOMY	IL T SE OP		FULL TIME		PART TIME		TOTAL TERM									
		NE Y PM BU	SV P CP JR	MALE RES	FEMALE NCN	MALE RES	FEMALE NON										
PLUMBING AND PIPEFITTING	1710070000	03	02	11	03	13	0	0	0	0	0	0	0	0	13	FALL	C
SITE TOTAL		13	00	00	00	00	00	00	00	00	00	00	00	00	13		

Table 16 (continued)

1972-1973

Iowa Western Community College
Council Bluffs Campus

AREA SCHOOL ENROLLMENT AT END OF SECOND WEEK OF TERM

STATE TITLE	TAXONOMY	IL T SE OP		FULL TIME		PART TIME		TOTAL TERM										
		SV	PC	RES	NON	RES	NON											
AGRICULTURAL PRODUCTION	010100000	03	02	03	03	26	0	0	0	0	0	0	0	0	0	0	26	FALL C
AGRICULTURAL POWER AND MACHINERY	010301000	03	02	03	03	24	0	0	0	0	0	0	0	0	0	0	24	FALL C
PARTSPAN	040310000	03	02	11	03	10	0	0	0	0	0	0	0	0	0	0	10	FALL C
DENTAL ASSISTING	070101000	03	02	11	03	0	0	18	2	0	0	0	0	0	0	0	20	FALL C
NURSING ASSOCIATE DEGREE	070301000	03	02	11	03	7	0	40	1	0	0	0	0	0	0	0	48	FALL C
PRACTICAL VOCATIONAL NURSE	070302000	03	02	11	03	0	0	26	0	0	0	0	0	0	0	0	26	FALL C
SURGICAL TECHNICIAN O.R.T.	070305000	03	02	11	03	0	0	11	1	0	0	0	0	0	0	0	12	FALL C
MEDICAL ASSISTANT	070904000	03	02	11	03	0	0	18	2	0	0	0	0	0	0	0	20	FALL C
CARE AND GUIDANCE OF CHILDREN	090201000	03	02	11	03	0	0	17	0	0	0	0	1	0	0	0	18	FALL C
PROGRAMMERS	140203000	03	02	11	03	20	1	7	1	0	0	0	0	0	0	0	29	FALL C
GENERAL OFFICE CLERKS	140303000	03	02	03	03	0	0	14	0	0	0	0	0	0	0	0	14	FALL C
SECRETARIES	140702000	03	02	03	03	0	0	31	1	0	0	0	0	0	0	0	32	FALL C
COMMUNITY SERVICE ASSOCIATE	151305000	03	06	11	22	4	0	9	0	3	0	0	4	0	0	0	20	FALL C
STRUCTURAL TECHNOLOGY	160106030	03	02	11	03	15	0	0	0	1	0	0	0	0	0	0	16	FALL C
ELECTRONIC TECHNOLOGY	160108000	03	02	11	03	54	3	0	0	0	0	0	0	0	0	0	57	FALL C
LAW ENFORCEMENT	160605002	03	06	11	22	12	2	1	0	20	0	1	0	1	0	0	36	FALL C
AUTO MECHANICS	170302000	03	02	11	03	36	2	0	0	0	0	0	0	0	0	0	38	FALL C
AIRCRAFT MAINTENANCE	170401000	03	02	11	03	32	12	0	0	0	0	0	0	0	0	0	44	FALL C
GRAPHIC ARTS OCCUPATIONS	171900000	03	02	01	05	12	1	9	0	0	0	0	0	0	0	0	22	FALL C
GRAPHIC ARTS OCCUPATIONS	171900000	03	02	03	03	8	3	1	0	0	0	0	0	0	0	0	12	FALL C
MACHINE SHOP	172302000	03	02	11	03	3	0	0	0	0	0	0	0	0	0	0	03	FALL C
WELDING AND CUTTING	172306000	03	02	01	05	9	0	0	0	0	0	0	0	0	0	0	09	FALL C
WELDING AND CUTTING	172306000	03	02	11	03	11	0	0	0	0	0	0	0	0	0	0	11	FALL C
TOOL AND DIE MAKING	172307000	03	02	11	03	22	0	0	0	0	0	0	0	0	0	0	22	FALL C

AREA SCHOOL ENROLLMENT AT END OF SECOND WEEK OF TERM

STATE TITLE	TAXONOMY	FULL TIME				PART TIME				TOTAL TERM							
		IL	NE	SV	CP	MALE	FEMALE	MALE	FEMALE								
		RES	NON	RES	NON	RES	NON	RES	NON								
COLLEGE PARALLEL-NOT ELSEWHERE CLASSIFIED	1806000000	03	08	11	22	164	2	60	2	111	2	150	0	491	FALL	C	
CAREER COUNSELING	3221120000	03	05	01	05	4	0	4	0	0	0	0	0	0	08	FALL	C
SITE TOTAL						473	26	266	10	135	02	156	00	1068			

STATE TITLE	TAXONOMY	FULL TIME				PART TIME				TOTAL TERM							
		IL	NE	SV	CP	MALE	FEMALE	MALE	FEMALE								
		RES	NON	RES	NON	RES	NON	RES	NON								
SECRETARIAL	0334000001	03	06	11	22	0	0	13	0	0	0	0	0	13	FALL	C	
SECRETARIAL	0334000002	03	06	11	22	0	0	1	1	0	0	0	0	02	FALL	C	
PRACTICAL VOCATIONAL NURSE	0703020000	03	02	11	03	0	0	20	0	0	0	0	0	20	FALL	C	
MENTAL HEALTH TECHNICIAN	0708010000	03	06	11	22	1	0	6	0	0	0	0	0	07	FALL	C	
COMMUNITY SERVICE ASSOCIATE	1513050000	03	06	11	22	0	0	11	0	0	0	0	0	11	FALL	C	
MECHANICAL TECHNOLOGY DESIGN AND PRODUCTION	1601139000	03	02	11	03	18	0	0	0	0	0	0	0	18	FALL	C	
LAW ENFORCEMENT	1606050002	03	06	11	22	10	0	2	0	1	0	0	0	13	FALL	C	
COLLEGE PARALLEL-NOT ELSEWHERE CLASSIFIED	1806000000	03	08	11	22	175	10	72	3	16	0	53	0	329	FALL	C	
SITE TOTAL						204	10	125	04	17	00	53	00	413			

STATE TITLE	TAXONOMY	FULL TIME				PART TIME				TOTAL TERM							
		IL	NE	SV	CP	MALE	FEMALE	MALE	FEMALE								
		RES	NON	RES	NON	RES	NON	RES	NON								
PRACTICAL VOCATIONAL NURSE	0703020000	03	02	11	03	0	0	24	0	0	0	0	0	24	FALL	C	
SITE TOTAL						00	00	24	00	00	00	00	00	24			

STATE TITLE	TAXONOMY	FULL TIME				PART TIME				TOTAL TERM							
		IL	NE	SV	CP	MALE	FEMALE	MALE	FEMALE								
		RES	NON	RES	NON	RES	NON	RES	NON								
PRACTICAL VOCATIONAL NURSE	0703020000	03	02	11	03	0	0	14	3	0	0	0	0	17	FALL	C	
SITE TOTAL						00	00	14	03	00	00	00	00	17			



AREA SCHOOL ENROLLMENT AT END OF SECOND WEEK OF TERM

STATE TITLE	TAXIDMY	FULL TIME			PART TIME			SOCIAL TERM							
		RES	NCN	RES	MALE	RES	NON								
		SV	Y	CP	SR	PM	HU	RES	NON	RES	NON				
ACCOUNTING	0201000000	03	06	11	22	16	0	3	0	0	0	19	FALL	S	
SECRETARIAL	0336000002	03	06	11	22	0	0	0	0	0	0	0	04	FALL	S
PRACTICAL VOCATIONAL NURSE	0720200000	03	02	11	03	0	0	28	0	0	0	0	25	FALL	S
GENERAL OFFICE CLERKS	0510300000	03	02	11	03	0	0	10	0	0	0	0	10	FALL	S
SECRETARIES	1607000000	03	02	11	03	0	0	26	0	0	0	0	26	FALL	S
ELECTRONIC COMMUNICATIONS TECHNOLOGY	1601080100	03	02	11	03	22	1	0	0	0	0	0	23	FALL	S
VOCATIONAL MEDIA TECHNICIAN	1608900000	03	02	03	03	4	2	10	1	0	0	0	17	FALL	S
AUTO BODY REPAIR	1723010000	03	02	11	03	9	1	0	0	1	0	0	11	FALL	S
AUTO MECHANICS	1703020000	03	02	11	03	20	3	0	0	0	0	0	23	FALL	S
CARPENTRY	1710010000	03	02	11	03	28	3	0	0	0	0	0	31	FALL	S
STRUCTURAL DRAFTING	1713040000	03	02	11	03	10	0	1	0	0	0	0	11	FALL	S
WELDING AND CUTTING	1723060000	03	02	11	03	3	0	0	0	0	0	0	03	FALL	S
COLLEGE PARALLEL-NOT ELSEWHERE CLASSIFIED	1804000000	03	08	11	22	115	5	64	0	15	0	19	218	FALL	S

SITE TOTAL

227 15 146 01 16 00 19 00 424

Table 16 (continued)

1972-1973
Indian Hills Community College
Iowa Tech Campus
AREA SCHOOL ENROLLMENT AT END OF SECOND WEEK OF TERM

STATE TITLE	TAXONOMY	IL		SE		CP		JR		SV		FULL TIME		PART TIME		TOTAL TERM	
		NE	Y	PM	BU	MALE	FEMALE	NON	RES	MALE	FEMALE	NON	RES	NON	RES		
AGRICULTURAL PRODUCTION	0101000000	03	02	03	03	11	0	0	0	0	0	0	0	0	0	0	11 FALL C
AGRICULTURAL POWER AND MACHINERY	0103010000	03	02	03	03	23	0	0	0	0	0	0	0	0	0	0	23 FALL C
NURSING ASSOCIATE DEGREE	0703010000	03	02	11	03	0	0	60	0	0	0	0	0	0	0	0	60 FALL C
PRACTICAL VOCATIONAL NURSE	0703020000	03	02	11	03	2	0	33	0	0	0	0	0	0	0	0	35 FALL C
KEYPUNCH AND CODING EQUIPMENT OPERATORS	1402020100	03	02	11	03	0	0	6	0	0	0	0	0	0	0	0	06 FALL C
PROGRAMMERS	1402030000	03	02	11	03	34	1	14	0	0	0	0	0	0	0	0	49 FALL C
GENERAL OFFICE CLERKS	1403030000	03	02	01	05	0	0	2	0	0	0	0	0	0	0	0	02 FALL C
GENERAL OFFICE CLERKS	1403030000	03	02	11	03	0	0	12	0	0	0	0	0	0	0	0	12 FALL C
SECRETARIES	1407020000	03	02	11	03	0	0	13	0	0	0	0	0	0	0	0	13 FALL C
ELECTRONIC TECHNOLOGY	1601080000	03	02	11	03	38	1	0	0	0	0	0	0	0	0	0	39 FALL C
APPLIANCE REPAIR	1702000000	03	02	01	05	2	0	0	0	0	0	0	0	0	0	0	02 FALL C
AUTO BODY REPAIR	1703010000	03	02	11	03	17	0	0	0	0	0	0	0	0	0	0	17 FALL C
AUTO MECHANICS	1703020000	03	02	11	03	19	1	0	0	0	0	0	0	0	0	0	20 FALL C
AIRCRAFT MAINTENANCE	1704010000	03	02	11	03	38	0	0	0	0	0	0	0	0	0	0	38 FALL C
AVIATION GROUND OPERATIONS	1704020000	03	02	03	03	20	0	3	0	0	0	0	0	0	0	0	23 FALL C
ELECTRONIC COMPUTER MAINTENANCE	1715020100	03	02	11	03	58	1	0	0	0	0	0	0	0	0	0	59 FALL C
GRAPHIC ARTS OCCUPATIONS	1719000000	03	02	11	03	7	0	1	0	0	0	0	0	0	0	0	08 FALL C
MACHINE OPERATOR	1723030000	03	02	01	05	14	0	0	0	0	0	0	0	0	0	0	14 FALL C
WELDING AND CUTTING	1723060000	03	02	11	03	12	0	0	0	0	0	0	0	0	0	0	12 FALL C
COUAC/MEF	1729020000	03	02	11	03	9	0	5	0	0	0	0	0	0	0	0	14 FALL C
SELF UNDERSTANDING	2300260000	03	01	02	04	0	0	0	0	11	0	0	0	0	0	0	31 FALL C

SITE TOTAL

304 04 149 00 11 06 20 00

1972-1973

Indian Hills Community College
Centerville Campus
AREA SCHOOL ENROLLMENT AT END OF SECOND WEEK OF TERM

STATE TITLE	FAXONOMY	IL SV	Y P	SE CP	OP JR	FULL TIME		PART TIME		TOTAL TERM						
						MALE RES	FEMALE NON	MALE RES	FEMALE NON							
PRACTICAL VCCATIONAL NURSE	0703020000	03	02	11	03	0	4	21	0	0	0	0	21	FALL	S	
AUTC MECHANICS	1703020000	03	02	11	03	16	5	0	0	0	0	0	0	21	FALL	S
CARPENTRY	1710010000	03	02	13	21	9	0	0	0	0	0	0	0	09	FALL	S
MECHANICAL DRAFTING	1713030000	03	02	11	03	20	0	0	0	0	0	0	0	20	FALL	S
COLLEGE PARALLEL-NOT ELSEWHERE CLASSIFIED	1804000000	03	08	11	22	205	55	75	5	1	0	30	2	383	FALL	S
SITE TOTAL						252	58	96	05	11	00	30	02	454		

1972-1973
Southeastern Community College
North Campus (Burlington)
AREA SCHOOL ENROLLMENT AT END OF SECOND WEEK OF TERM

STATE TITLE	TAXONOMY	FULL TIME				PART TIME				TOTAL TERM		
		IL T SE OP NE Y PM BU SV P CP JR	MALE RES	FEMALE NON	RES	MALE RES	NON	RES	FEMALE NON			
NURSING ASSOCIATE DEGREE	0703010000	03 02 11 03	0	28	0	0	0	0	0	0	28	FALL C
PRACTICAL VOCATIONAL NURSE	0703020000	03 02 11 03	1	25	4	0	0	0	0	0	30	FALL C
GENERAL OFFICE CLERKS	1403030000	03 02 03 03	0	21	0	0	0	0	0	0	21	FALL C
SECRETARIES	1407020000	03 02 03 03	0	27	0	0	0	0	0	0	27	FALL C
ELECTRONIC TECHNOLOGY	1601080000	03 02 11 03	23	3	0	0	0	0	0	0	26	FALL C
MECHANICAL TECHNOLOGY, MACHINE & TOOL DESIGN	1601130200	03 02 11 03	13	0	0	0	0	0	0	0	13	FALL C
MECHANICAL TECHNOLOGY PRODUCTION	1601130300	03 02 11 03	7	0	0	0	0	0	0	0	07	FALL C
LAW ENFORCEMENT	1606050002	03 06 11 22	23	0	6	0	2	0	0	0	31	FALL C
AUTO BODY REPAIR	1703010000	03 02 11 03	11	0	0	0	0	0	0	0	11	FALL C
AUTO MECHANICS	1703020000	03 02 11 03	23	4	0	0	0	0	0	0	27	FALL C
MACHINE SHOP	1723020000	03 02 11 03	8	0	0	0	0	0	0	0	08	FALL C
WELDING AND CUTTING	1723060000	03 02 11 03	14	1	0	0	0	0	0	0	15	FALL C
COLLEGE PARALLEL-NOT ELSEWHERE CLASSIFIED	1804000000	03 08 11 22	304	13	179	7	134	1	164	5	807	FALL C
SITE TOTAL			427	21	286	11	136	01	164	65	1051	

South Campus (Keokuk)

STATE TITLE	TAXONOMY	FULL TIME				PART TIME				TOTAL TERM		
		IL T SE OP NE Y PM BU SV P CP JR	MALE RES	FEMALE NON	RES	MALE RES	NON	RES	FEMALE NON			
GENERAL MERCHANDISE SPECIALIST	0408010000	03 02 03 17	1	0	1	0	0	0	1	0	04	FALL C
NURSING ASSOCIATE DEGREE	0703010000	03 02 11 03	6	1	35	14	0	0	0	0	56	FALL C
GENERAL OFFICE CLERKS	1403030000	03 02 03 03	1	1	6	1	0	0	3	0	12	FALL C
SECRETARIES	1407020000	03 02 03 03	0	0	16	3	0	0	13	1	33	FALL C
COLLEGE PARALLEL-NOT ELSEWHERE CLASSIFIED	1804000000	03 08 11 22	107	29	71	10	43	13	44	11	328	FALL C
SITE TOTAL			115	31	129	29	43	13	61	2	433	

1972-1973

Southeastern Community College
State Penitentiary Site
AREA SCHOOL ENROLLMENT AT END OF SECOND WEEK OF TERM

STATE TITLE	TAXONOMY	IL T SE CP		FULL TIME		PART TIME		TOTAL TERM					
		NE Y PM 4L	SV P CP JR	MALE RES	FEMALE RES	MALE NON	FEMALE RES	MALE NON	FEMALE NON				
AUTO MECHANICS	17030200CC	03	02 01 01	13	0	0	0	0	0	0	13	FALL	C
CARPENTRY	17500100CC	03	02 01 01	8	0	0	0	0	0	0	8	FALL	C
COOK/CHIEF	17290200CC	03	02 01 01	14	0	0	0	0	0	0	14	FALL	C

SITE TOTAL

35 00 00 00 00 00 00 00 00 00 00 35

MT PLEASANT SITE

STATE TITLE	TAXONOMY	IL T SE CP		FULL TIME		PART TIME		TOTAL TERM					
		NE Y PM 8L	SV P CP JR	MALE RES	FEMALE RES	MALE NON	FEMALE RES	MALE NON	FEMALE NON				
MEDICAL LABORATORY ASSISTING	0702030000	03	02 11 03	2	0	0	0	0	0	0	2	FALL	C
MEDICAL ASSISTANT	07090400CC	03	02 11 03	0	0	21	1	0	0	0	22	FALL	C

SITE TOTAL

02 00 27 01 00 00 00 00 00 00 00 30

TABLE 17
1972-1973
Summary of Area School Enrollment by Program
State Report
AREA SCHOOL ENROLLMENT AT END OF SECOND WEEK OF TERM

STATE TITLE	TAXONJMY	IL T SE NP		FULL, TIME		PART TIME		TOTAL TERM							
		NE Y PM BU	SV P CP JR	MALE RES	MALE NON	MALE RES	MALE NON		FEMALE RES	FEMALE NON					
AGRI-BUSINESS OCCUPATIONS	0100000000	02 01 11 22	0	0	0	0	34	0	0	0	0	0	34	FALL	S
AGRICULTURAL PRODUCTION	0101000000	03 02 03 03	158	1	2	0	0	0	0	0	0	0	161	FALL	Q
AGRICULTURAL PRODUCTION	0101000000	03 02 03 17	13	0	0	0	0	0	0	0	0	0	13	FALL	S
AGRICULTURAL PRODUCTION	0101000000	03 02 11 03	40	0	0	0	0	0	0	0	0	0	40	FALL	Q
ANIMAL SCIENCE-PRODUCTION MANAGEMENT	0101010600	03 02 03 03	65	4	2	0	0	0	0	0	0	0	71	FALL	Q
ANIMAL SCIENCE-PRODUCTION MANAGEMENT	0101010600	03 02 03 03	24	0	0	0	0	0	0	0	0	0	24	FALL	S
ANIMAL SCIENCE-PRODUCTION MANAGEMENT	0101010600	03 02 03 03	89	4	2	0	0	0	0	0	0	0	95	TOTAL	
ANIMAL SCIENCE-PRODUCTION MANAGEMENT	0101010600	03 02 11 03	23	0	0	0	0	0	0	0	0	0	23	FALL	Q
AGRICULTURAL SUPPLIES AND SERVICES	0102000000	03 02 03 03	130	2	0	0	0	0	0	0	0	0	132	FALL	Q
AGRICULTURAL SUPPLIES AND SERVICES	0102000000	03 02 03 03	63	0	0	0	0	0	0	0	0	0	63	FALL	S
AGRICULTURAL SUPPLIES AND SERVICES	0102000000	03 02 03 03	193	2	0	0	0	0	0	0	0	0	195	TOTAL	
AGRICULTURAL POWER AND MACHINERY	0103010000	03 02 03 03	151	0	0	0	0	0	0	0	0	0	151	FALL	Q
AGRICULTURAL POWER AND MACHINERY	0103010000	03 02 11 03	47	0	0	0	0	0	0	0	0	0	47	FALL	Q
AGRICULTURAL POWER AND MACHINERY	0103010000	03 02 11 03	39	0	0	0	0	0	0	0	0	0	39	FALL	S
AGRICULTURAL POWER AND MACHINERY	0103010000	03 02 11 03	96	0	0	0	0	0	0	0	0	0	86	TOTAL	
FLORICULTURE	0105020000	03 02 03 03	8	0	22	0	0	0	0	0	0	0	30	FALL	Q
TURF MANAGEMENT	0105060000	03 02 03 03	44	1	0	0	0	0	0	0	0	0	45	FALL	Q
LANDSCAPE NURSERY & GARDEN CENTER	0105110000	03 02 03 03	109	0	5	0	0	0	0	0	0	0	115	FALL	Q
OFFICE OCCUPATIONS	0300000000	02 02 11 22	0	0	0	0	0	0	0	0	0	19	19	FALL	S
ACCOUNTING	0301000000	03 06 11 22	15	0	5	0	0	0	0	0	0	0	20	FALL	Q
ACCOUNTING	0301000000	03 06 11 22	42	0	13	0	5	0	0	0	0	0	61	FALL	S
ACCOUNTING	0501000000	03 06 11 22	57	0	18	0	5	0	0	0	0	0	81	TOTAL	
CLERICAL	0314000001	03 06 11 22	0	0	2	0	0	0	0	0	0	0	02	FALL	S
CLERICAL	0314000002	03 06 11 22	0	0	7	0	0	0	0	0	0	0	07	FALL	S
SECRETARIAL	0334000001	03 06 11 22	0	0	25	0	0	0	0	0	0	0	25	FALL	Q
SECRETARIAL	0334000001	03 06 11 22	0	0	41	0	0	0	0	0	0	0	43	FALL	S
SECRETARIAL	0334000001	03 05 11 22	0	0	66	0	0	0	0	0	0	0	68	TOTAL	
SECRETARIAL	0334000002	03 06 11 22	0	0	47	1	0	0	0	0	0	0	52	FALL	Q

1972-1973
Summary of Area School Enrollment by Program
State Report
AREA SCHOOL ENROLLMENT AT END OF SECOND WEEK OF TERM

STATE TITLE	TAXIDNY	IL	I	SE	OP	FULL TIME				PART TIME				TOTAL TERM
						RES	NON	RES	NON	RES	NON	RES	NON	
SECRETARIAL	0334000002	03 02 11 22	17	0	54	0	0	0	0	0	0	1	0	72 FALL S
	0334000002	03 02 11 22	17	0	101	1	0	0	0	0	0	5	0	124 TOTAL
LEGAL SECRETARIAL	0335100101	03 02 11 22	0	0	3	0	0	0	0	0	0	0	0	03 FALL S
LEGAL SECRETARIAL	0336100102	03 02 11 22	0	0	2	0	0	0	0	0	0	0	0	05 FALL S
LEGAL SECRETARIAL	0336100201	03 02 11 22	0	0	33	0	0	0	0	0	0	0	0	33 FALL S
PAPER AND ACCESSORIES	0401000000	03 02 11 22	0	0	48	1	0	0	0	0	4	0	0	53 FALL S
PAPER AND ACCESSORIES	0402000000	03 02 11 22	0	0	137	1	0	0	0	0	0	0	0	138 FALL S
	0402000000	03 02 11 22	0	0	155	2	0	0	0	0	4	0	0	191 TOTAL
PAPER AND ACCESSORIES	0402000000	03 02 11 22	0	0	16	0	0	0	0	0	0	0	0	16 FALL Q
PAPER AND ACCESSORIES SPECIALIST	0402110000	03 02 03 03	0	0	16	0	0	0	0	0	2	0	0	18 FALL Q
PAPER AND ACCESSORIES SPECIALIST	0403000000	03 02 03 03	18	0	0	0	0	0	0	0	0	0	0	18 FALL Q
PAPER AND ACCESSORIES SPECIALIST	0402100000	03 02 03 17	7	0	0	0	0	0	0	0	0	0	0	07 FALL Q
PAPER AND ACCESSORIES SPECIALIST	0402100000	03 02 11 02	17	0	1	0	0	0	0	0	0	0	0	18 FALL Q
PAPER AND ACCESSORIES SPECIALIST	0402000000	03 02 03 03	17	0	1	0	0	0	0	0	0	0	0	19 FALL Q
PAPER AND ACCESSORIES SPECIALIST	0406000000	03 02 03 03	20	0	0	0	0	0	0	0	0	0	0	51 FALL S
	0406000000	03 02 03 03	27	0	1	0	0	0	0	0	0	0	0	79 TOTAL
PAPER AND ACCESSORIES SPECIALIST	0406100000	03 02 03 03	15	0	0	0	0	0	0	0	0	0	0	15 FALL Q
PAPER AND ACCESSORIES SPECIALIST	0409000000	03 02 02 03	46	0	20	0	0	1	1	0	0	0	0	58 FALL Q
PAPER AND ACCESSORIES SPECIALIST	0405000000	03 02 03 23	95	0	8	0	0	0	0	0	0	0	0	103 FALL S
	0405000000	03 02 02 03	141	0	28	0	0	1	1	0	0	0	0	171 TOTAL
PAPER AND ACCESSORIES SPECIALIST	0406000000	03 02 13 23	17	0	0	0	0	0	0	0	0	0	0	18 FALL Q
PAPER AND ACCESSORIES SPECIALIST	0409000000	03 02 03 03	54	0	7	0	0	4	0	0	0	0	0	65 FALL Q
PAPER AND ACCESSORIES SPECIALIST	0402100000	03 02 04 03	28	0	10	0	0	0	0	0	0	0	0	38 FALL S
	0402100000	03 02 03 03	82	0	17	0	0	4	0	0	0	0	0	103 TOTAL
PAPER AND ACCESSORIES SPECIALIST	0403000000	03 02 11 17	1	0	1	1	0	0	0	0	1	0	0	04 FALL Q
PAPER AND ACCESSORIES SPECIALIST	0404000000	03 02 03 03	15	0	0	0	0	0	0	0	0	0	0	15 FALL Q
PAPER AND ACCESSORIES SPECIALIST	0410000000	03 02 11 17	0	0	0	0	0	0	0	0	0	0	0	00 FALL Q

1972-1973
 Summary of Area School Enrollment by Program
 State Report
 AREA SCHOOL ENROLLMENT AT END OF SECOND WEEK OF TERM

STATE TITLE	FULL TIME				PARI TIME				TOTAL TERM	
	RES	NON	RES	NON	RES	NON	RES	NON		
INDUSTRIAL MARKETING	0412000000	03 02 03 03	42	0	0	0	0	0	0	62 FALL Q
	0412000000	03 02 03 17	1	0	0	0	1	0	0	02 FALL Q
PETROLEUM	0416000000	03 02 03 03	17	0	0	0	0	0	0	17 FALL S
	0504030000	03 06 11 22	12	0	4	0	1	0	0	17 FALL S
JOURNALISM	0700000000	02 01 11 22	0	0	0	0	1	0	41	42 FALL S
	0701010000	03 02 11 03	0	0	156	4	0	0	0	160 FALL Q
HEALTH OCCUPATIONS	0701010000	03 02 11 03	0	0	24	0	0	0	0	24 FALL S
	0702010000	03 02 11 03	0	0	180	4	0	0	0	184 TOTAL
DENTAL ASSISTING	0703030000	03 02 11 03	25	2	10	0	1	0	0	38 FALL Q
	0702030000	03 02 11 03	9	0	87	2	0	0	1	99 FALL Q
CENTRAL LABORATORY TECHNOLOGY	0704010000	03 02 11 03	28	1	287	22	0	0	8	346 FALL Q
	0707010000	03 02 11 03	7	1	179	5	1	0	11	204 FALL S
PRACTICAL VOCATIONAL NURSE	0703010000	03 02 11 03	35	2	466	27	1	0	19	550 TOTAL
	0703020000	03 02 11 03	14	2	804	22	0	0	10	852 FALL Q
NURSING ASSISTANCE AIDE	0703020000	03 02 11 03	0	0	152	0	0	0	0	152 FALL S
	0703020000	03 02 11 03	14	2	956	22	0	0	10	1004 TOTAL
SURGICAL TECHNICIAN D.R.T.	0703030000	03 03 11 03	16	0	101	0	0	0	0	117 FALL Q
	0703050000	03 02 11 03	7	0	50	1	0	0	0	58 FALL Q
OCCUPATIONAL THERAPY ASSISTANT	0704010000	03 02 11 03	0	0	19	1	0	0	0	20 FALL Q
	0707010000	03 02 11 03	12	0	2	0	1	0	0	15 FALL Q
MENTAL HEALTH TECHNICIAN	0708010000	03 06 11 22	1	0	6	0	0	0	0	07 FALL Q
	0709000000	03 02 11 03	12	0	2	0	7	0	1	22 FALL Q
HEALTH CARE FACILITY ADMINISTRATION	0709030000	03 02 11 03	9	1	14	0	2	0	0	26 FALL Q
	0709040000	03 02 11 03	0	0	111	5	0	0	0	116 FALL Q
DENTAL THERAPY TECHNICIAN	0709040000	03 02 11 03	0	0	48	1	0	0	0	49 FALL S
	0709040000	03 02 11 03	0	0	159	6	0	0	0	165 TOTAL
ORTHOPEDIC ASSISTING	0709100000	03 02 11 03	17	5	0	0	1	0	0	24 FALL Q

1972-1973
Summary of Area School Enrollment by Program
State Report
AREA SCHOOL ENROLLMENT AT END OF SECOND WEEK OF TERM

STATE TITLE	TAXONOMY	IL Y SE OP		FULL TIME		PART TIME		TOTAL TERM										
		SV	PC	MALE RES	FEMALE RES	MALE RES	FEMALE RES											
CARE AND GUIDANCE OF CHILDREN	0902010000	03	02	11	03	0	42	0	0	0	0	0	0	0	0	43	FALL	0
HUMAN SERVICES-INSTITUTIONAL CHILD CARE	0902010100	03	06	11	22	9	23	0	0	0	0	0	0	0	0	33	FALL	0
CLOTHING MANAGEMENT, PRODUCTION, AND SERVICE	0902020000	03	02	03	03	0	45	0	0	0	0	0	0	0	0	45	FALL	0
HOME FURNISHINGS, EQUIPMENT, AND SERVICES	0902040000	03	02	03	03	1	18	0	0	0	0	0	0	0	0	19	FALL	0
HOME FURNISHINGS, EQUIPMENT, AND SERVICES	0902040000	03	02	11	03	3	61	6	0	0	0	0	0	0	0	70	FALL	0
ACCOUNTANTS	1401010000	03	02	03	03	60	26	0	0	8	0	0	0	0	0	100	FALL	0
ACCOUNTANTS	1401010000	03	02	11	03	34	25	0	0	0	0	0	0	0	0	59	FALL	0
BOOKKEEPERS	1401020000	03	02	03	03	21	53	0	0	0	0	0	0	0	0	76	FALL	0
BOOKKEEPERS	1401020000	05	02	11	03	36	34	0	0	0	0	0	0	0	0	71	FALL	0
COMPUTER AND CONSOLE OPERATORS	1402010000	03	02	11	03	15	10	0	0	2	0	0	0	0	0	27	FALL	0
KEYPUNCH AND CODING EQUIPMENT OPERATORS	1402020100	03	02	11	23	0	16	0	0	1	0	0	0	0	0	18	FALL	0
KEYPUNCH AND CODING EQUIPMENT OPERATORS	1402020100	03	03	11	03	1	15	0	0	0	0	0	0	0	0	16	FALL	0
PROGRAMMERS	1402030000	03	02	11	03	199	81	2	12	0	0	0	0	0	0	307	FALL	0
SYSTEMS ANALYST	1402040000	03	02	11	03	3	3	0	0	0	0	0	0	0	0	07	FALL	0
GENERAL OFFICE CLERKS	1403030000	02	02	11	22	0	0	0	0	0	0	0	0	0	0	19	FALL	0
GENERAL OFFICE CLERKS	1403030000	03	02	01	05	0	2	0	0	0	0	0	0	0	0	02	FALL	0
GENERAL OFFICE CLERKS	1403030000	03	02	03	03	1	157	3	0	0	0	0	0	0	0	166	FALL	0
GENERAL OFFICE CLERKS	1403030000	03	02	03	03	0	42	1	0	0	0	0	0	0	0	46	FALL	0
GENERAL OFFICE CLERKS	1403030000	03	02	03	03	1	202	4	0	0	0	0	0	0	0	212	TOTAL	0
GENERAL OFFICE CLERKS	1403030000	03	02	11	03	0	109	0	0	0	0	0	0	0	0	112	FALL	0
GENERAL OFFICE CLERKS	1403030000	03	02	11	03	0	52	0	0	0	0	0	0	0	0	52	FALL	0
GENERAL OFFICE CLERKS	1403030000	03	02	11	03	0	161	0	0	0	0	0	0	0	0	164	TOTAL	0
GENERAL OFFICE CLERKS	1403030000	03	02	13	23	18	117	0	0	0	0	0	0	0	0	135	FALL	0
GENERAL OFFICE CLERKS	1403030000	03	05	01	05	0	2	0	0	0	0	0	0	0	0	02	FALL	0
MEDICAL OFFICE CLERKS	1403030100	03	02	11	03	0	20	0	0	0	0	0	0	0	0	20	FALL	0
EDUCATIONAL ASSISTANT	1406010000	03	06	11	22	4	26	0	2	0	0	0	0	0	0	44	FALL	0



1972-1973
Summary of Area School Enrollment by Program
State Report
AREA SCHOOL ENROLLMENT AT END OF SECOND WEEK OF TERM

STATE TITLE	TAXONOMY	FULL TIME				PART TIME				TOTAL TERM		
		MALE		FEMALE		MALE		FEMALE				
		RES	NON	RES	NON	RES	NON	RES	NON			
Mechanical Technology, Machine & Tool Design	1601130200	03 02 11 03	164	2	5	0	9	0	0	181	FALL	Q
Mechanical Technology Production	1601130200	03 07 11 03	0	0	0	0	8	0	0	08	FALL	Q
Mechanical Technology Design and Production	1601130300	03 02 11 03	7	0	0	0	0	0	0	07	FALL	Q
Food Service Supervisor	1601139900	03 02 11 03	36	0	1	0	3	0	0	40	FALL	Q
Police Science Technology	1605040000	03 02 03 03	28	0	8	0	0	0	0	36	FALL	Q
Police Science Technology	1606050000	03 02 11 03	109	3	11	1	0	0	0	124	FALL	Q
Law Enforcement	1606050000	03 02 13 21	10	0	0	0	0	0	0	10	FALL	Q
Law Enforcement	1606050001	03 06 11 22	26	0	4	0	25	0	0	58	FALL	Q
Law Enforcement	1606050001	03 06 11 22	2	0	0	0	1	0	0	03	FALL	S
Law Enforcement	1606050001	03 06 11 22	26	0	4	0	26	0	0	61	TOTAL	Q
Law Enforcement	1606050002	03 06 11 22	181	3	16	0	174	0	0	379	FALL	Q
Law Enforcement	1606050002	03 06 11 22	44	0	2	0	20	0	0	67	FALL	S
Criminalistics	1606050002	03 06 11 22	225	3	18	0	194	0	0	446	TOTAL	Q
Educational Media Technician	1606050100	03 06 11 22	10	0	3	0	2	0	0	16	FALL	Q
Air Conditioning	1606990000	03 02 03 03	4	2	10	1	0	0	0	17	FALL	S
Air Conditioning	1701000000	03 02 11 03	98	5	0	0	1	0	0	94	FALL	Q
Air Conditioning	1701000000	03 02 11 03	35	0	0	0	0	0	0	35	FALL	S
Air Conditioning	1701000000	03 02 11 03	123	5	0	0	1	0	0	129	TOTAL	Q
Appliance Repair	1701000000	03 02 13 23	11	0	0	0	0	0	0	11	FALL	Q
Appliance Repair	1702000000	03 02 01 05	2	0	0	0	0	0	0	02	FALL	Q
Auto Body Repair	1703010000	02 02 11 03	0	0	0	0	26	0	0	26	FALL	Q
Auto Body Repair	1703010000	03 02 11 03	161	5	0	0	0	0	0	166	FALL	Q
Auto Body Repair	1703010000	03 02 11 03	9	1	0	0	1	0	0	11	FALL	S
Auto Body Repair	1703010000	03 02 11 03	170	6	0	0	1	0	0	177	TOTAL	Q
Auto Body Repair	1703010000	03 02 13 23	17	0	0	0	0	0	0	17	FALL	Q
Auto Mechanics	1703020000	02 02 11 03	0	0	0	0	32	0	0	32	FALL	Q
Auto Mechanics	1703020000	03 02 01 01	13	0	0	0	0	0	0	13	FALL	Q

Table 17 (continued)

1972-1973
 Summary of Area School Enrollment by Program
 State Report
 AREA SCHOOL ENROLLMENT AT END OF SECOND WEEK OF TERM

STATE TITLE	FAXCNOY	IL SV	I SE OP	03 06 11 22	FULL TIME				PART TIME				TOTAL TERM	
					MALE RES	NON	FEMALE RES	NON	MALE RES	NON	FEMALE RES	NON		
EDUCATIONAL ASSISTANT	1406010000	03 06 11 22	2	0	14	0	0	1	0	0	0	0	0	17 FALL S
	1406010000	03 06 11 22	6	0	40	0	0	3	0	12	0	0	0	61 TOTAL
EXECUTIVE SECRETARY	1407010000	03 02 03 03	0	0	36	1	0	0	0	0	0	0	0	37 FALL Q
EXECUTIVE SECRETARY	1407010000	03 02 03 03	0	0	38	0	0	0	0	0	0	0	0	38 FALL S
	1407010000	03 02 03 03	0	0	74	1	0	0	0	0	0	0	0	75 TOTAL
EXECUTIVE SECRETARY	1407010000	03 02 11 03	0	0	30	0	0	0	0	0	0	0	0	30 FALL Q
SECRETARIES	1407020000	02 02 11 22	0	0	0	0	0	0	0	19	0	0	0	19 FALL S
SECRETARIES	1407020000	03 02 03 03	0	0	252	7	0	0	0	19	1	0	0	279 FALL Q
SECRETARIES	1407020000	03 02 03 03	0	0	18	0	0	0	0	0	0	0	0	18 FALL S
	1407020000	03 02 03 03	0	0	270	7	0	0	0	19	1	0	0	297 TOTAL
SECRETARIES	1407020000	03 02 11 03	0	0	123	0	0	0	0	1	0	0	0	124 FALL Q
SECRETARIES	1407020000	03 02 11 03	0	0	48	0	0	0	0	0	0	0	0	48 FALL S
	1407020000	03 02 11 03	0	0	171	0	0	0	0	1	0	0	0	172 TOTAL
MEDICAL SECRETARIES	1407020100	03 02 03 03	0	0	54	2	0	0	0	0	0	0	0	56 FALL Q
LEGAL SECRETARIES	1407020200	03 02 03 03	0	0	23	0	0	0	0	3	0	0	0	26 FALL Q
CLERK TYPIST	1409010000	03 07 11 03	0	0	9	0	0	0	0	0	0	0	0	09 FALL Q
COMMUNITY SERVICE ASSOCIATE	1513050000	03 06 11 22	4	0	20	0	0	3	0	4	0	0	0	31 FALL Q
STRUCTURAL TECHNOLOGY	1601060300	03 02 03 03	54	0	1	0	1	0	0	0	0	0	0	56 FALL Q
STRUCTURAL TECHNOLOGY	1601060300	03 02 11 03	15	0	0	0	1	0	0	0	0	0	0	16 FALL Q
ELECTRONIC TECHNOLOGY	1601080000	03 02 11 03	318	12	3	0	3	0	0	0	0	0	0	336 FALL Q
ELECTRONIC TECHNOLOGY	1601080000	03 02 11 03	117	1	1	0	8	0	0	0	0	0	0	127 FALL S
	1601080000	03 02 11 03	435	13	4	0	11	0	0	0	0	0	0	463 TOTAL
ELECTRONIC COMMUNICATIONS TECHNOLOGY	1601080100	03 02 11 03	27	0	1	0	0	0	0	0	0	0	0	28 FALL Q
ELECTRONIC COMMUNICATIONS TECHNOLOGY	1601080100	03 02 11 03	22	1	0	0	0	0	0	0	0	0	0	23 FALL S
	1601080100	03 02 11 03	49	1	1	0	0	0	0	0	0	0	0	51 TOTAL
ELECTRO MECHANICAL TECHNOLOGY	1601090000	03 02 11 03	10	0	1	0	0	0	0	0	0	0	0	11 FALL Q
MECHANICAL TECHNOLOGY, MACHINE & TOOL DESIGN	1601130200	03 02 11 03	109	2	3	0	2	0	0	0	0	0	0	116 FALL Q
MECHANICAL TECHNOLOGY, MACHINE & TOOL DESIGN	1601130200	03 02 11 03	55	0	2	0	7	0	0	1	0	0	0	65 FALL S



Table 17 (continued)

1972-1973

Summary of Area School Enrollment by Program
State Report

AREA SCHOOL ENROLLMENT AT END OF SECOND WEEK OF TERM

STATE TITLE	TAXONOMY	IL T SE OP		FULL TIME		PART TIME		TOTAL TERM						
		SV	PCP	MALE	NON	MALE	NON							
AUTO MECHANICS	1703020000	03	02	11	03	371	25	0	0	0	0	396	FALL	Q
AUTO MECHANICS	1703020000	03	02	11	03	103	8	0	0	0	0	111	FALL	S
SERVICE STATION MECHANIC	1703020000	03	02	11	03	474	33	0	0	0	0	507	TOTAL	
SERVICE STATION MECHANIC	1703020100	03	02	03	03	13	2	0	0	1	0	16	FALL	S
SERVICE STATION MECHANIC	1703020100	03	02	11	03	8	0	0	0	0	0	8	FALL	Q
SERVICE STATION MECHANIC	1703020100	03	02	13	23	29	0	0	0	0	0	29	FALL	Q
AIRCRAFT MAINTENANCE	1704010000	03	02	11	03	101	12	0	0	0	0	113	FALL	Q
AVIATION GROUND OPERATIONS	1704030000	03	02	03	03	20	0	3	0	0	0	23	FALL	Q
BUSINESS MACHINE MAINTENANCE	1706000000	03	02	11	03	8	1	0	0	0	0	9	FALL	Q
COMMERCIAL ART OCCUPATIONS	1707000000	03	02	11	03	68	1	59	0	0	0	128	FALL	Q
COMMERCIAL PHOTOGRAPHY	1709000000	03	02	11	03	50	10	6	0	0	0	66	FALL	Q
CARPENTRY	1710010000	02	02	11	22	0	0	0	0	26	0	26	FALL	Q
CARPENTRY	1710010000	03	02	01	01	8	0	0	0	0	0	8	FALL	Q
CARPENTRY	1710010000	03	02	11	03	68	1	0	0	0	0	69	FALL	Q
CARPENTRY	1710010000	03	02	11	03	28	3	0	0	0	0	31	FALL	S
CARPENTRY	1710010000	03	02	11	03	96	4	0	0	0	0	100	TOTAL	
CARPENTRY	1710010000	03	02	13	21	9	0	0	0	0	0	9	FALL	S
ELECTRICIAN	1710020000	03	02	11	03	31	0	0	0	0	0	31	FALL	Q
MASONRY CONSTRUCTION	1710040000	03	02	11	03	14	0	0	0	0	0	14	FALL	Q
PLUMBING AND PIPEFITTING	1710070000	03	02	11	03	35	2	0	0	0	0	37	FALL	Q
CUSTODIAL SERVICES	1711000000	03	02	01	05	9	0	0	0	0	0	9	FALL	Q
CUSTODIAL SERVICES	1711000000	03	02	03	03	12	0	0	0	0	0	12	FALL	Q
CUSTODIAL SERVICES	1711000000	03	02	13	23	8	0	1	0	0	0	9	FALL	Q
DIESEL MECHANIC	1712000000	03	02	11	03	139	0	0	0	0	0	139	FALL	Q
ARCHITECTURAL DRAFTING	1713010000	03	02	03	03	24	2	1	0	1	0	28	FALL	S
ARCHITECTURAL DRAFTING	1713010000	03	02	11	03	59	0	8	0	1	0	69	FALL	Q



1972-1973
 Summary of Area School Enrollment by Program
 State Report
 AREA SCHOOL ENROLLMENT AT END OF SECOND WEEK OF TERM

STATE TITLE	TAXONOMY	FULL TIME				PART TIME				TOT	TERM					
		IL	SV	MALE	FEMALE	MALE	FEMALE	MALE	FEMALE							
		SE	CP	RES	RES	NON	NON	RES	RES	NON	NON					
		OP	JR													
		BU														
MECHANICAL CRAFTING	1713030000	03	02	11	03	68	1	11	0	0	0	0	0	81	FALL	Q
MECHANICAL DRAFTING	1713030000	03	02	11	03	31	0	0	0	0	0	0	0	31	FALL	S
STRUCTURAL DRAFTING	1713030000	03	02	11	03	99	1	11	0	0	0	0	0	112	TOTAL	
INDUSTRIAL ELECTRICIAN	1713040000	03	02	11	03	10	0	1	0	0	0	0	0	11	FALL	S
INDUSTRIAL ELECTRICIAN	1714010000	03	02	11	03	18	1	0	0	0	0	0	0	19	FALL	Q
LINEMAN	1714010000	03	07	05	03	0	0	0	0	0	0	0	0	00	FALL	Q
ELECTRONIC COMMUNICATIONS	1714020000	03	02	11	03	31	1	0	0	0	0	0	0	32	FALL	Q
ELECTRONIC COMPUTER MAINTENANCE	1715010000	03	02	11	03	22	0	0	0	0	0	0	0	22	FALL	Q
INDUSTRIAL ELECTRONICS	1715020100	03	02	11	03	58	1	0	0	0	0	0	0	59	FALL	Q
RADIO/TELEVISION	1715020200	03	02	11	03	34	0	0	0	0	0	0	0	34	FALL	Q
RADIO/TELEVISION	1715030000	03	02	11	03	34	1	0	0	0	0	0	0	35	FALL	Q
RADIO AND TV BROADCASTING	1715030000	03	02	11	03	4	0	0	0	0	1	0	0	05	FALL	S
GRAPHIC ARTS OCCUPATIONS	1715030000	03	02	11	03	38	1	0	0	0	1	0	0	40	TOTAL	
GRAPHIC ARTS OCCUPATIONS	1715990000	03	02	03	03	37	0	0	0	0	0	0	0	37	FALL	S
GRAPHIC ARTS OCCUPATIONS	1719000000	03	02	01	05	12	1	9	0	0	0	0	0	22	FALL	Q
GRAPHIC ARTS OCCUPATIONS	1719000000	03	02	03	03	8	3	1	0	0	0	0	0	12	FALL	Q
MUSIC AND ORCHESTRA REPAIR	1719000000	03	02	11	03	45	0	12	0	0	0	0	0	57	FALL	Q
PIANO TUNER	1721010100	03	02	11	03	4	15	1	1	0	0	0	0	21	FALL	Q
MACHINE SHOP	1721010200	03	02	11	03	8	10	0	0	0	0	0	0	18	FALL	Q
MACHINE SHOP	1723020000	03	02	11	03	67	0	0	0	0	0	0	0	67	FALL	Q
MACHINE SHOP	1723020000	03	02	11	03	14	0	0	0	0	1	0	0	15	FALL	S
MACHINE SHOP	1723020000	03	02	11	03	81	0	0	0	0	1	0	0	82	TOTAL	
MACHINE SHOP	1723020000	03	02	13	23	14	0	0	0	0	0	0	0	14	FALL	Q
MACHINE OPERATOR	1723020000	03	07	11	03	12	0	0	0	0	0	0	0	12	FALL	Q
MACHINE OPERATOR	1723030000	03	02	01	05	14	0	0	0	0	0	0	0	14	FALL	Q
MACHINE OPERATOR	1723030000	03	02	11	03	24	0	0	0	0	0	0	0	24	FALL	Q



1972-1973
Summary of Area School Enrollment by Program
State Report
AREA SCHOOL ENROLLMENT AT END OF SECOND WEEK OF TERM

STATE TITLE	CATEGORY	1L		FULL TIME		PART TIME		TOTAL TERM		
		Y SE JP	SV P CP JR	MALE RES	MALE NON	MALE RES	MALE NON	RES	NON	
MACHINE TOOL MAINTENANCE	1723040000	03 02 11 03	16	0	0	0	0	0	0	16 FALL Q
SHEET METAL	1723050000	03 02 11 03	5	0	0	0	0	0	0	05 FALL Q
WELDING AND CUTTING	1723060000	02 02 11 03	0	0	0	25	0	0	0	25 FALL Q
WELDING AND CUTTING	1723060000	03 02 01 05	9	0	0	0	0	0	0	09 FALL Q
WELDING AND CUTTING	1723060000	03 02 11 03	181	4	4	48	0	0	0	237 FALL Q
WELDING AND CUTTING	1723060000	03 02 11 03	16	0	0	2	0	0	0	18 FALL S
WELDING AND CUTTING	1723060000	03 02 11 03	197	4	4	50	0	0	0	255 TOTAL
WELDING AND CUTTING	1723060000	03 02 13 23	30	0	0	0	0	0	0	30 FALL Q
TOOL AND DIE MAKING	1723070000	03 02 11 03	88	0	0	0	0	0	0	88 FALL Q
COSMETOLOGY	1726020000	03 02 11 03	0	0	16	0	0	0	0	16 FALL Q
COOK/CHEF	1729020000	03 02 01 01	14	0	0	0	0	0	0	14 FALL Q
COOK/CHEF	1729020000	03 02 11 03	19	0	14	0	0	0	0	33 FALL Q
COOK/CHEF	1729020000	03 02 13 21	8	0	2	0	0	0	0	10 FALL Q
COOK/CHEF	1729020000	03 02 13 23	9	0	11	0	0	0	0	20 FALL Q
MEAT CUTTER	1729030000	03 02 11 03	16	2	1	0	0	0	0	19 FALL Q
MEAT CUTTER	1729030000	03 02 13 23	9	0	1	0	0	0	0	10 FALL Q
REFRIGERATION	1730000000	03 07 05 03	0	0	0	0	0	0	0	00 FALL Q
SMALL ENGINE MECHANICS	1731000000	02 01 11 22	0	0	0	55	0	0	0	55 FALL S
SMALL ENGINE REPAIR	1731000000	03 02 11 03	46	16	0	0	0	0	0	62 FALL Q
TAILORING	1733020000	03 02 13 23	1	0	9	0	0	0	0	10 FALL Q
EXPLORATORY INDUSTRIAL EDUCATION	1740100000	03 01 01 05	4	0	0	0	0	0	0	04 FALL Q
COLLEGE PARALLEL-NOT ELSEWHERE CLASSIFIED	1804000000	03 08 11 22	2377	130	1130	39	1006	22	1142	23 5869 FALL Q
COLLEGE PARALLEL-NOT ELSEWHERE CLASSIFIED	1804000000	03 08 11 22	2294	198	1268	17	232	6	329	3 4347 FALL S
LIBRARY ASSISTANT	2004050000	03 06 11 22	0	0	5	0	2	0	11	0 16 FALL Q
SEWEDITION	2300240000	03 01 01 05	18	0	0	0	0	0	0	18 FALL Q



1972-1973

Summary of Area School Enrollment by Program
State Report

AREA SCHOOL ENROLLMENT AT END OF SECOND WEEK OF TERM

STATE TITLE	TARONCMY	IL T SE OP NE Y PM BU SV P CP JR	FULL TIME		PART TIME		TOTAL TERM					
			MALE RES	FEMALE RES	MALE RES	FEMALE RES						
REMEDICATION	2300240000	03 05 01 05	5	0	0	0	0	0	0	0	05 FALL	Q
SELF UNDERSTANDING	2300260000	03 01 02 06	0	0	0	11	0	0	20	0	31 FALL	Q
COUNSELING WITH PUPILS	3221100000	03 05 01 05	0	0	4	4	0	0	4	0	12 FALL	Q
CAREER COUNSELING	3221120000	03 05 01 05	4	0	4	0	0	0	0	0	08 FALL	Q
STATE TOTAL			10581	531	6884	148	1822	30	1726	27	21649	
AGRICULTURAL PRODUCTION	0101000000	04 04 11 04	1932	5	3	0	1	0	0	0	1941	
GRAND TOTAL			12413	536	6887	148	1823	30	1726	27	23590	

ENROLLMENT AT END OF SECOND WEEK

-STATUS OF STUDENTS

Northeast Iowa Vocational-Technical School
Area I - Calmar

	Total Full-Time Students			Total Part-Time Students			Total Full and Part-Time Students			Career F-J			Coll. Par. F-J			Other F-J		
	Men	Women	Total	Men	Women	Total	Men	Women	Total	F-J	P-I	F-J	P-I	F-J	P-I	F-J	P-I	
FALL QUARTER																		
first year	229	253	482	-0-	-2	2	229	255	484	482	2	-0-	-0-	-0-	-0-	-0-	-0-	-0-
second year	60	1	61	-0-	-0-	-0-	60	1	61	61	-0-	-0-	-0-	-0-	-0-	-0-	-0-	-0-
unclassified	-0-	-0-	-0-	-0-	-0-	-0-	-0-	-0-	-0-	-0-	-0-	-0-	-0-	-0-	-0-	-0-	-0-	-0-
total	289	254	543	289	2	2	289	256	545	543	2	-0-	-0-	-0-	-0-	-0-	-0-	-0-
WINTER QUARTER																		
first year	206	222	428	-0-	17	17	206	239	445	428	17	-0-	-0-	-0-	-0-	-0-	-0-	-0-
second year	64	23	87	-0-	1	1	64	24	88	87	1	-0-	-0-	-0-	-0-	-0-	-0-	-0-
unclassified	-0-	-0-	-0-	-0-	-0-	-0-	-0-	-0-	-0-	-0-	-0-	-0-	-0-	-0-	-0-	-0-	-0-	-0-
total	270	245	515	270	18	18	270	263	533	515	18	-0-	-0-	-0-	-0-	-0-	-0-	-0-
SPRING QUARTER																		
first year	194	214	408	-0-	48	48	194	262	456	408	48	-0-	-0-	-0-	-0-	-0-	-0-	-0-
second year	63	31	94	-0-	-0-	-0-	63	31	94	94	-0-	-0-	-0-	-0-	-0-	-0-	-0-	-0-
unclassified	-0-	-0-	-0-	-0-	-0-	-0-	-0-	-0-	-0-	-0-	-0-	-0-	-0-	-0-	-0-	-0-	-0-	-0-
total	257	245	502	257	48	48	257	293	550	502	48	-0-	-0-	-0-	-0-	-0-	-0-	-0-
SUMMER QUARTER																		
first year	47	98	145	-0-	-0-	-0-	47	98	145	145	-0-	-0-	-0-	-0-	-0-	-0-	-0-	-0-
second year	47	40	87	-0-	-0-	-0-	47	40	87	87	-0-	-0-	-0-	-0-	-0-	-0-	-0-	-0-
unclassified	-0-	-0-	-0-	-0-	-0-	-0-	-0-	-0-	-0-	-0-	-0-	-0-	-0-	-0-	-0-	-0-	-0-	-0-
total	94	138	232	94	138	232	94	138	232	232	-0-	-0-	-0-	-0-	-0-	-0-	-0-	-0-

Table 18 (continued)

ENROLLMENT AT END OF SECOND WEEK
STATUS OF STUDENTS
North Iowa Area Community College
Area II - Mason City,

	Total Full-Time Students			Total Part-Time Students			Total Full and Part-Time Students			Career			Coll. Par.			Other		
	Men	Women	Total	Men	Women	Total	Men	Women	Total	F-T	P-T	F-T	P-T	F-T	P-T	F-T	P-T	
FALL SEMESTER																		
first year	511	372	883	872	9	35	44	44	520	407	927	916	286	11	597	33	-0-	-0-
second year	303	167	470	465	20	12	32	32	323	179	502	497	120	1	350	31	-0-	-0-
unclassified	-0-	-0-	-0-	-0-	-0-	-0-	-0-	-0-	-0-	-0-	-0-	-0-	-0-	-0-	-0-	-0-	-0-	-0-
total	814	539	1353	1337	29	47	76	76	843	586	1429	1413	406	12	947	64	-0-	-0-
SPRING SEMESTER																		
first year	432	326	758	750	5	22	27	27	437	348	785	777	239	5	519	22	-0-	-0-
second year	306	173	478	475	25	12	37	37	330	185	515	512	110	-0-	368	37	-0-	-0-
unclassified	-0-	-0-	-0-	-0-	-0-	-0-	-0-	-0-	-0-	-0-	-0-	-0-	-0-	-0-	-0-	-0-	-0-	-0-
total	737	499	1236	1225	30	34	64	64	767	533	1300	1299	349	5	867	59	-0-	-0-
SUMMER SESSION																		
first year	5	86	91	90	33	45	78	78	38	131	169	168	91	-0-	-0-	78	-0-	-0-
second year	40	34	74	74	48	47	95	95	88	81	169	169	74	-0-	-0-	95	-0-	-0-
unclassified	-0-	-0-	-0-	-0-	-0-	-0-	-0-	-0-	-0-	-0-	-0-	-0-	-0-	-0-	-0-	-0-	-0-	-0-
total	45	120	165	164	81	92	173	173	126	212	338	337	165	-0-	-0-	173	-0-	-0-

ENROLLMENT AT END OF SECOND WEEK
STATUS OF STUDENTS
Iowa Lakes Community College
Area III - Estherville

0.8 (continued)

	Total Full-Time Students			Total Part-Time Students			Total Full and Part-Time Students			Career			Coll. Par. Other					
	Men	Women	Total	Men	Women	Total	Men	Women	Total	F-T	P-T	F-T	P-T	F-T	P-T	F-T	P-T	
FALL QUARTER																		
first year	334	201	535	4	12	16	338	213	551	522	246	-0-	289	16	-0-	-0-	-0-	
second year	170	57	227	7	9	16	177	66	243	236	74	1	153	15	-0-	-0-	-0-	
unclassified	-0-	-0-	-0-	5	7	12	5	7	12	12	-0-	-0-	-0-	12	-0-	-0-	-0-	-0-
total	504	258	762	16	28	44	520	286	806	770	320	1	442	43	-0-	-0-	-0-	
WINTER QUARTER																		
first year	318	194	512	13	96	109	331	290	621	601	261	-0-	251	18	-0-	-0-	91	
second year	177	54	231	8	4	12	185	58	243	234	74	-0-	157	12	-0-	-0-	-0-	
unclassified	-0-	-0-	-0-	8	8	16	8	8	16	16	-0-	-0-	-0-	16	-0-	-0-	-0-	-0-
total	495	248	743	29	108	137	524	356	880	851	335	-0-	408	46	-0-	-0-	91	
SPRING QUARTER																		
first year	467	189	656	38	13	51	505	202	707	684	271	-0-	365	51	-0-	-0-	-0-	
second year	142	58	200	8	8	16	150	66	216	266	44	-0-	154	16	-0-	-0-	-0-	
unclassified	-0-	-0-	-0-	6	18	24	6	18	24	23	-0-	-0-	-0-	11	-0-	-0-	13	
total	609	247	856	52	39	91	661	286	947	913	315	-0-	541	78	-0-	-0-	13	
SUMMER QUARTER																		
first year	299	60	359	48	20	68	347	80	427	421	172	-0-	187	68	-0-	-0-	-0-	
second year	9	19	28	10	18	28	19	37	56	55	14	-0-	14	28	-0-	-0-	-0-	
unclassified	20	8	28	4	46	50	24	54	78	78	28	-0-	-0-	4	-0-	-0-	46	
total	328	87	415	62	84	146	390	171	561	554	214	-0-	201	100	-0-	-0-	46	

Table 18 (continued)

ENROLLMENT AT END OF SECOND WEEK
STATUS OF STUDENTS
Northwest Iowa Vocational School
Area IV - Sheldon

	Total Full-Time Students			Total Part-Time Students			Total Full and Part-Time Students			Career				
	Men	Women	Total	Men	Women	Total	Men	Women	Total	F-J	P-T	F-T	Par.	Other
FALL QUARTER														
first year	211	57	268	46	-0-	46	257	57	314	268	46	-0-	-0-	-0-
second year	38	1	39	37	-0-	37	75	1	76	39	37	-0-	-0-	-0-
unclassified	-0-	-0-	-0-	-0-	-0-	-0-	-0-	-0-	-0-	-0-	-0-	-0-	-0-	-0-
total	249	58	307	83	-0-	83	332	58	390	307	83	-0-	-0-	-0-
WINTER QUARTER														
first year	222	52	274	46	-0-	46	268	52	320	274	46	-0-	-0-	-0-
second year	37	1	38	37	-0-	37	74	1	75	38	37	-0-	-0-	-0-
unclassified	-0-	-0-	-0-	-0-	-0-	-0-	-0-	-0-	-0-	-0-	-0-	-0-	-0-	-0-
total	259	53	312	83	-0-	83	342	53	395	312	83	-0-	-0-	-0-
SPRING QUARTER														
first year	206	42	248	46	-0-	46	252	42	294	248	46	-0-	-0-	-0-
second year	29	1	30	36	-0-	36	65	1	66	30	36	-0-	-0-	-0-
unclassified	-0-	-0-	-0-	-0-	-0-	-0-	-0-	-0-	-0-	-0-	-0-	-0-	-0-	-0-
total	235	43	278	82	-0-	82	311	43	360	278	82	-0-	-0-	-0-
SUMMER QUARTER														
first year	184	11	195	-0-	-0-	-0-	184	11	195	195	-0-	-0-	-0-	-0-
second year	29	1	30	-0-	-0-	-0-	29	1	30	30	-0-	-0-	-0-	-0-
unclassified	-0-	-0-	-0-	-0-	-0-	-0-	-0-	-0-	-0-	-0-	-0-	-0-	-0-	-0-
total	213	12	225	-0-	-0-	-0-	213	12	225	225	-0-	-0-	-0-	-0-

ENROLLMENT AT END OF SECOND WEEK
STATUS OF STUDENTS
Iowa Central Community College
Area V - Fort Dodge

	Total Full-Time Students			Total Part-Time Students			Total Full and Part-Time Students			Career			Coll. Par.			Other				
	Men	Women	Total	Men	Women	Total	Men	Women	Total	F-T	P-T	F-T	P-T	F-T	P-T	F-T	P-T	F-T	P-T	
FALL SEMESTER																				
first year	602	530	1132	123	136	259	157	184	341	725	666	1391	231	192	423	651	67	718	0	0
second year	418	224	642	34	48	82	0	0	0	452	272	724	142	1	143	500	81	581	0	0
unclassified	0	0	0	0	0	0	0	0	0	0	0	0	0	0	0	0	0	0	0	0
total	1020	754	1774	157	184	341	157	184	341	1177	938	2115	623	193	816	1151	148	1299	0	0
SPRING SEMESTER																				
first year	537	490	1027	156	183	339	208	199	407	693	673	1366	416	253	669	611	86	697	0	0
second year	349	208	557	52	16	68	0	0	0	401	224	625	138	1	139	479	67	546	0	0
unclassified	0	0	0	0	0	0	0	0	0	0	0	0	0	0	0	0	0	0	0	0
total	886	698	1584	208	199	407	208	199	407	1094	897	1991	554	254	808	1030	153	1183	0	0
SUMMER SESSION																				
first year	138	139	277	23	44	67	66	81	147	161	183	344	277	9	286	0	58	58	0	0
second year	1	39	40	43	37	80	0	0	0	44	76	120	40	0	40	0	80	80	0	0
unclassified	0	0	0	0	0	0	0	0	0	0	0	0	0	0	0	0	0	0	0	0
total	139	178	317	66	81	147	66	81	147	206	259	464	317	9	326	0	138	138	0	0



ENROLLMENT AT END OF SECOND WEEK
STATUS OF STUDENTS
Iowa Valley Community College District
Area VI - Marshalltown

	Total Full-Time Students			Total Part-Time Students			Total Full and Part-Time Students			Career									
	Men	Women	Total	Men	Women	Total	Men	Women	Total	F-T	P-T	F-T	P-T	F-T	P-T	F-T	P-T	Other	
FALL SEMESTER																			
first year	487	364	851	804	28	51	79	79	515	415	930	175	9	676	70	-0-	-0-	-0-	
second year	419	214	633	507	61	67	128	127	480	281	761	90	8	543	120	-0-	-0-	-0-	
unclassified	-0-	-0-	-0-	-0-	-0-	-0-	-0-	-0-	-0-	-0-	-0-	-0-	-0-	-0-	-0-	-0-	-0-	-0-	
total	906	578	1484	1408	89	118	207	206	995	696	1691	265	17	1219	190	-0-	-0-	-0-	
FALL QUARTER																			
first year	40	48	88	88	-0-	-0-	-0-	-0-	40	48	88	88	-0-	-0-	-0-	-0-	-0-	-0-	
second year	1	-0-	1	1	-0-	-0-	-0-	-0-	1	-0-	1	1	-0-	-0-	-0-	-0-	-0-	-0-	
unclassified	-0-	-0-	-0-	-0-	-0-	-0-	-0-	-0-	-0-	-0-	-0-	-0-	-0-	-0-	-0-	-0-	-0-	-0-	
total	41	48	89	89	-0-	-0-	-0-	-0-	41	48	89	89	-0-	-0-	-0-	-0-	-0-	-0-	
WINTER QUARTER																			
first year	29	39	68	68	-0-	-0-	-0-	-0-	29	39	68	68	-0-	-0-	-0-	-0-	-0-	-0-	
second year	2	-0-	2	2	-0-	-0-	-0-	-0-	2	-0-	2	2	-0-	-0-	-0-	-0-	-0-	-0-	
unclassified	-0-	-0-	-0-	-0-	-0-	-0-	-0-	-0-	-0-	-0-	-0-	-0-	-0-	-0-	-0-	-0-	-0-	-0-	
total	31	39	70	70	-0-	-0-	-0-	-0-	31	39	70	70	-0-	-0-	-0-	-0-	-0-	-0-	
SPRING SEMESTER																			
first year	479	349	828	786	35	60	95	95	514	409	923	881	14	673	81	-0-	-0-	-0-	
second year	353	187	540	522	56	74	130	128	409	261	670	650	5	456	125	-0-	-0-	-0-	
unclassified	-0-	-0-	-0-	-0-	-0-	-0-	-0-	-0-	-0-	-0-	-0-	-0-	-0-	-0-	-0-	-0-	-0-	-0-	
total	832	536	1368	1308	91	137	228	226	923	673	1596	1534	19	1129	209	-0-	-0-	-0-	
SPRING QUARTER																			
first year	27	37	64	64	-0-	-0-	-0-	-0-	27	37	64	64	-0-	-0-	-0-	-0-	-0-	-0-	
second year	2	-0-	2	2	-0-	-0-	-0-	-0-	2	-0-	2	2	-0-	-0-	-0-	-0-	-0-	-0-	
unclassified	-0-	-0-	-0-	-0-	-0-	-0-	-0-	-0-	-0-	-0-	-0-	-0-	-0-	-0-	-0-	-0-	-0-	-0-	
total	29	37	66	66	-0-	-0-	-0-	-0-	29	37	66	66	-0-	-0-	-0-	-0-	-0-	-0-	
SUMMER SESSION																			
first year	47	38	85	84	13	18	31	30	50	56	116	114	-0-	-0-	-0-	-0-	-0-	-0-	
second year	14	3	17	17	90	99	189	185	104	102	206	202	1	-0-	188	-0-	-0-	-0-	
unclassified	-0-	-0-	-0-	-0-	-0-	-0-	-0-	-0-	-0-	-0-	-0-	-0-	-0-	-0-	-0-	-0-	-0-	-0-	
total	61	41	102	101	103	117	220	215	164	158	322	316	1	-0-	219	-0-	-0-	-0-	

ENROLLMENT AT END OF SECOND WEEK
STATUS OF STUDENTS
Hawkeye Institute of Technology
Area VII - Waterloo

SUMMER QUARTER	Total Full-Time Students		Total Part-Time Students		Total Full and Part-Time Students		Career		Coll.		Other	
	Men	Women	Men	Women	Men	Women	F-T	P-T	F-T	P-T	F-T	P-T
first year	212	201	26	1	238	202	440	473	27	-0-	-0-	-0-
second year	84	86	-0-	-0-	84	2	86	86	-0-	-0-	-0-	-0-
unclassified	-0-	-0-	-0-	-0-	-0-	-0-	-0-	-0-	-0-	-0-	-0-	-0-
total	296	288	26	1	322	204	526	499	27	-0-	-0-	-0-
FALL QUARTER	Total Full-Time Students		Total Part-Time Students		Total Full and Part-Time Students		Career		Coll.		Other	
first year	499	301	34	-0-	533	301	834	800	34	-0-	-0-	-0-
second year	204	49	2	-0-	206	49	255	253	2	-0-	-0-	-0-
unclassified	-0-	-0-	-0-	-0-	-0-	-0-	-0-	-0-	-0-	-0-	-0-	-0-
total	703	350	36	-0-	739	350	1089	1053	36	-0-	-0-	-0-
WINTER QUARTER	Total Full-Time Students		Total Part-Time Students		Total Full and Part-Time Students		Career		Coll.		Other	
first year	465	302	3	1	468	303	771	767	4	-0-	-0-	-0-
second year	194	31	-0-	-0-	194	31	225	225	-0-	-0-	-0-	-0-
unclassified	-0-	-0-	-0-	-0-	-0-	-0-	-0-	-0-	-0-	-0-	-0-	-0-
total	659	333	3	1	662	334	996	992	4	-0-	-0-	-0-
SPRING QUARTER	Total Full-Time Students		Total Part-Time Students		Total Full and Part-Time Students		Career		Coll.		Other	
first year	449	257	21	1	470	258	728	706	22	-0-	-0-	-0-
second year	174	54	-0-	-0-	174	54	228	228	-0-	-0-	-0-	-0-
unclassified	-0-	-0-	-0-	-0-	-0-	-0-	-0-	-0-	-0-	-0-	-0-	-0-
total	623	311	21	1	644	312	956	934	22	-0-	-0-	-0-

ENROLLMENT AT END OF SECOND WEEK
STATUS OF STUDENTS
Eastern Iowa Community College District
Area IX - Davenport

	Total Full-Time Students			Total Part-Time Students			Total Full and Part-Time Students			Career			Coll. Par. Other			
	Men	Women	Total	Men	Women	Total	Men	Women	Total	F-T	P-T	F-T	P-T	F-T	P-T	
FALL SEMESTER																
first year	124	90	214	53	37	90	85	177	127	304	283	81	-0	133	90	-0
second year	92	60	152	26	10	36	35	118	70	188	181	43	1	109	35	-0
unclassified	-0	-0	-0	-0	-0	-0	-0	-0	-0	-0	-0	-0	-0	-0	-0	-0
total	216	150	366	79	47	126	120	295	197	492	464	124	1	242	125	-0
FALL QUARTER																
first year	427	379	746	47	55	102	101	474	374	848	785	444	13	288	81	14
second year	170	71	241	39	19	58	58	208	90	299	290	62	6	179	452	-0
unclassified	-0	1	1	1	-0	1	1	1	1	2	2	-0	-0	1	1	-0
total	597	391	988	87	74	161	160	684	465	1149	1077	506	19	468	134	14
WINTER QUARTER																
first year	440	307	747	58	41	99	95	498	348	846	794	449	15	273	70	25
second year	167	61	228	30	13	43	43	197	74	271	262	60	5	168	38	-0
unclassified	-0	1	1	1	-0	1	1	1	1	2	2	-0	-0	1	1	-0
total	607	369	976	89	54	143	139	696	423	1119	1058	509	20	442	109	25
SPRING SEMESTER																
first year	98	88	186	52	26	78	78	150	114	264	245	65	-0	121	78	-0
second year	83	59	142	17	8	25	24	100	67	167	161	43	-0	99	25	-0
unclassified	-0	-0	-0	-0	-0	-0	-0	-0	-0	-0	-0	-0	-0	-0	-0	-0
total	181	147	328	69	34	103	102	250	181	431	406	108	-0	220	103	-0
SPRING QUARTER																
first year	454	277	731	66	58	124	121	520	335	855	805	438	23	278	52	15
second year	154	58	212	32	15	47	47	186	73	259	250	54	4	158	43	-0
unclassified	-0	-0	-0	1	1	2	2	1	1	2	-2	-0	-0	-0	2	-0
total	608	335	943	99	74	173	170	707	409	1116	1057	492	27	436	97	15
SUMMER SESSION																
first year	-0	-0	-0	31	59	90	76	31	59	90	76	-0	55	-0	35	-0
second year	-0	-0	-0	33	31	64	58	33	31	64	58	-0	30	-0	34	-0
unclassified	-0	-0	-0	-0	-0	-0	-0	-0	-0	-0	-0	-0	-0	-0	-0	-0
total	-0	-0	-0	64	90	154	134	64	90	154	134	-0	85	-0	69	-0
SUMMER QUARTER																
first year	195	151	346	62	51	113	112	257	202	459	421	331	20	-0	57	15
second year	37	8	45	32	20	52	50	69	28	97	95	45	2	-0	50	-0
unclassified	-0	-0	-0	13	1	14	14	13	1	14	14	-0	13	-0	1	-0
total	232	159	391	107	72	179	176	339	231	570	530	376	35	-0	108	15

ENROLLMENT AT END OF SECOND WEEK
STATUS OF STUDENTS
Kirkwood Community College
Area X - Cedar Rapids

	Total Full-Time Students			Total Part-Time Students			Total Full and Part-Time Students			Career			Coll. Par. Other				
	Men	Women	Total	Men	Women	Total	Men	Women	Total	F-T	P-T	F-T	P-T	F-T	P-T		
FALL QUARTER																	
first year	1011	770	1781	402	329	731	718	1413	1099	2512	2465	1089	105	692	626	-0-	
second year	330	124	454	68	40	108	107	398	164	562	558	225	76	199	92	-0-	
unclassified	-0-	-0-	-0-	-0-	-0-	-0-	-0-	-0-	-0-	-0-	-0-	-0-	-0-	-0-	-0-	-0-	-0-
total	1341	894	2235	470	369	839	825	1811	1263	3074	3023	1344	121	891	718	-0-	
WINTER QUARTER																	
first year	944	644	1588	424	272	696	692	1368	916	2284	2251	983	149	605	547	-0-	
second year	380	141	521	66	36	102	100	446	177	623	617	265	8	256	94	-0-	
unclassified	-0-	-0-	-0-	-0-	-0-	-0-	-0-	-0-	-0-	-0-	-0-	-0-	-0-	-0-	-0-	-0-	-0-
total	1324	785	2109	490	308	798	792	1814	1093	2907	2868	1246	157	861	641	-0-	
SPRING QUARTER																	
first year	900	658	1558	364	294	658	654	1264	952	2216	2176	988	111	570	547	-0-	
second year	351	131	482	86	57	143	142	437	188	625	617	243	19	239	124	-0-	
unclassified	-0-	-0-	-0-	-0-	-0-	-0-	-0-	-0-	-0-	-0-	-0-	-0-	-0-	-0-	-0-	-0-	-0-
total	1251	789	2040	450	351	801	796	1701	1140	2841	2793	1231	130	809	671	-0-	
SUMMER QUARTER																	
first year	261	352	593	244	257	501	489	505	589	1094	1069	478	136	115	365	-0-	
second year	102	91	193	110	65	175	169	212	156	368	358	143	52	50	123	-0-	
unclassified	-0-	-0-	-0-	-0-	-0-	-0-	-0-	-0-	-0-	-0-	-0-	-0-	-0-	-0-	-0-	-0-	-0-
total	363	423	786	354	322	676	658	717	745	1462	1427	621	188	165	488	-0-	

ENROLLMENT AT END OF SECOND WEEK
STATUS OF STUDENTS
Des Moines Area Community College
Area XI - Ankeny

	Total Full-Time Students			Total Part-Time Students			Total Full and Part-Time Students			Career Coll. Par. Other						
	Men	Women	Total	Men	Women	Total	Men	Women	Total	F-T	P-T	F-T	P-T	F-T	P-T	
FALL QUARTER																
first year	1073	922	1995	217	252	469	1290	1174	2464	1173	9	549	460	267	-0-	
second year	558	239	797	204	110	314	762	349	1111	379	6	418	308	-0-	-0-	
unclassified	-0-	-0-	-0-	-0-	-0-	-0-	-0-	-0-	-0-	-0-	-0-	-0-	-0-	-0-	-0-	
total	1631	1161	2792	421	362	783	2052	1523	3575	1558	15	967	768	267	-0-	
WINTER QUARTER																
first year	362	304	666	134	149	283	496	453	949	148	28	270	255	248	-0-	
second year	1183	571	1854	240	205	445	1423	876	2299	1201	9	553	436	-0-	-0-	
unclassified	-0-	-0-	-0-	-0-	-0-	-0-	-0-	-0-	-0-	-0-	-0-	-0-	-0-	-0-	-0-	
total	1545	975	2520	374	354	728	1919	1329	3248	1349	37	923	691	248	-0-	
SPRING QUARTER																
first year	356	394	750	215	289	504	571	683	1254	256	163	238	341	256	-0-	
second year	1112	615	1727	264	221	485	1376	836	2212	1079	10	648	475	-0-	-0-	
unclassified	-0-	-0-	-0-	-0-	-0-	-0-	-0-	-0-	-0-	-0-	-0-	-0-	-0-	-0-	-0-	
total	1468	1009	2477	479	510	989	1947	1519	3466	1335	173	886	815	256	-0-	
SUMMER QUARTER																
first year	236	270	506	76	178	254	312	448	760	169	85	84	169	253	-0-	
second year	627	491	1118	113	102	215	740	593	1333	852	5	266	210	-0-	-0-	
unclassified	-0-	-0-	-0-	-0-	-0-	-0-	-0-	-0-	-0-	-0-	-0-	-0-	-0-	-0-	-0-	
total	863	761	1624	189	280	469	1052	1041	2093	1021	90	350	379	253	-0-	

ENROLLMENT AT END OF SECOND WEEK
STATUS OF STUDENTS
Western Iowa Tech
Area XII - Sioux City



	Total Full-Time Students			Total Part-Time Students			Total Full and Part-Time Students			Career			Coll. Par. Other			
	Men	Women	Total	Men	Women	Total	Men	Women	Total	F-T	P-T	F-T	P-T	F-T	P-T	
FALL QUARTER																
first year	453	252	705	-0-	-0-	-0-	453	252	705	705	-0-	-0-	-0-	-0-	-0-	-0-
second year	44	19	63	-0-	-0-	-0-	44	19	63	63	-0-	-0-	-0-	-0-	-0-	-0-
unclassified	-0-	-0-	-0-	-0-	-0-	-0-	-0-	-0-	-0-	-0-	-0-	-0-	-0-	-0-	-0-	-0-
total	497	271	768	-0-	-0-	-0-	497	271	768	768	-0-	-0-	-0-	-0-	-0-	-0-
WINTER QUARTER																
first year	396	205	601	-0-	-0-	-0-	396	205	601	601	-0-	-0-	-0-	-0-	-0-	-0-
second year	41	18	59	-0-	-0-	-0-	41	18	59	59	-0-	-0-	-0-	-0-	-0-	-0-
unclassified	-0-	-0-	-0-	-0-	-0-	-0-	-0-	-0-	-0-	-0-	-0-	-0-	-0-	-0-	-0-	-0-
total	437	223	660	-0-	-0-	-0-	437	223	660	660	-0-	-0-	-0-	-0-	-0-	-0-
SPRING QUARTER																
first year	345	178	524	-0-	-0-	-0-	345	178	524	524	-0-	-0-	-0-	-0-	-0-	-0-
second year	41	18	59	-0-	-0-	-0-	41	18	59	59	-0-	-0-	-0-	-0-	-0-	-0-
unclassified	-0-	-0-	-0-	-0-	-0-	-0-	-0-	-0-	-0-	-0-	-0-	-0-	-0-	-0-	-0-	-0-
total	387	196	583	-0-	-0-	-0-	387	196	583	583	-0-	-0-	-0-	-0-	-0-	-0-
SUMMER QUARTER																
first year	421	161	582	-0-	-0-	-0-	421	161	582	582	-0-	-0-	-0-	-0-	160	-0-
second year	4	14	18	-0-	-0-	-0-	4	14	18	18	-0-	-0-	-0-	-0-	-0-	-0-
unclassified	-0-	-0-	-0-	-0-	-0-	-0-	-0-	-0-	-0-	-0-	-0-	-0-	-0-	-0-	-0-	-0-
total	425	175	600	-0-	-0-	-0-	425	175	600	600	-0-	-0-	-0-	-0-	160	-0-

ENROLLMENT AT END OF SECOND WEEK
STATUS OF STUDENTS
Iowa Western Community College
Area XIII - Council Bluffs

	Total Full-Time Students		Total Part-Time Students		Total Full and Part-Time Students		Career		Coll. Par.		Other	
	Men	Women	Men	Women	Men	Women	F-T	P-T	F-T	P-T	F-T	P-T
FALL QUARTER												
first year	507	362	117	181	624	543	478	2	391	236	-0-	-0-
second year	202	80	37	28	239	108	112	-0-	170	65	-0-	-0-
unclassified	4	4	-0-	-0-	4	4	-0-	-0-	-0-	-0-	8	-0-
total	713	446	154	209	867	655	590	2	561	361	8	-0-
WINTER QUARTER												
first year	441	351	100	115	541	466	435	14	353	201	4	-0-
second year	239	79	36	20	275	99	134	1	184	55	-0-	-0-
unclassified	-0-	-0-	-0-	-0-	-0-	-0-	-0-	-0-	-0-	-0-	-0-	-0-
total	680	430	136	135	816	565	569	15	537	256	4	-0-
SPRING QUARTER												
first year	407	305	110	110	517	415	407	14	305	206	-0-	-0-
second year	197	74	30	20	227	94	87	1	184	49	-0-	-0-
unclassified	1	-0-	-0-	-0-	1	-0-	-0-	-0-	-0-	-0-	1	-0-
total	605	379	140	130	745	509	494	15	489	255	1	-0-
SUMMER QUARTER												
first year	80	153	51	1	131	214	233	8	-0-	104	-0-	-0-
second year	124	40	34	2	158	76	164	1	-0-	69	-0-	-0-
unclassified	-0-	-0-	-0-	-0-	-0-	-0-	-0-	-0-	-0-	-0-	-0-	-0-
total	204	193	85	97	289	290	997	9	-0-	173	-0-	-0-
(2nd Session) SUMMER QUARTER												
first year	-0-	-0-	22	26	22	26	-0-	-0-	-0-	48	-0-	-0-
second year	-0-	-0-	26	21	26	21	47	-0-	-0-	47	-0-	-0-
unclassified	-0-	-0-	-0-	-0-	-0-	-0-	-0-	-0-	-0-	-0-	-0-	-0-
total	-0-	-0-	48	47	48	47	95	-0-	-0-	95	-0-	-0-

ENROLLMENT AT END OF SECOND WEEK
STATUS OF STUDENTS
Southwestern Community College
Area XIV - Creston

	Total Full-Time Students			Total Part-Time Students			Total Full and Part-Time Students			Career		Coll.		Par.		Other			
	Men	Women	Total	Men	Women	Total	Men	Women	Total	F-T	P-T	F-T	P-T	F-T	P-T	F-T	P-T		
FALL SEMESTER																			
first year	177	108	285	1	0	1	178	108	286	164	1	121	0	0	0	0	0	0	
second year	65	39	104	0	0	0	65	39	104	18	0	85	0	0	0	0	0	0	
unclassified	0	0	0	15	19	34	15	19	34	0	0	0	0	34	0	0	0	0	
total	242	147	389	16	19	35	258	166	424	182	1	207	34	34	0	0	0	0	
SPRING SEMESTER																			
first year	167	101	268	1	0	1	168	101	269	155	1	173	0	0	0	0	0	0	
second year	66	38	104	0	0	0	66	38	104	17	0	87	0	0	0	0	0	0	
unclassified	0	0	0	11	27	38	11	27	38	0	0	0	0	38	0	0	0	0	
total	233	139	372	12	27	39	245	166	411	172	1	200	38	38	0	0	0	0	
SUMMER SESSION																			
first year	71	51	122	0	0	0	71	51	122	122	0	0	0	0	0	0	0	0	
second year	0	0	0	0	0	0	0	0	0	0	0	0	0	0	0	0	0	0	
unclassified	0	0	0	0	0	0	0	0	0	0	0	0	0	0	0	0	0	0	
total	71	51	122	0	0	0	71	51	122	122	0	0	0	0	0	0	0	0	

ENROLLMENT AT END OF SECOND WEEK
STATUS OF STUDENTS
Indian Hills Community College
Area XV - Ottumwa

	Total Full-Time Students			Total Part-Time Students			Total Full and Part-Time Students			Career								
	Men	Women	Total	Men	Women	Total	Men	Women	Total	F-T	P-T	F-T	P-T	F-T	P-T	F-T	P-T	
FALL SEMESTER																		
first year	174	68	242	7	18	25	181	86	267	46	-0-	196	25	-0-	-0-	-0-	-0-	
second year	115	33	148	4	14	18	119	47	166	4	-0-	144	18	-0-	-0-	-0-	-0-	
unclassified	-0-	-0-	-0-	-0-	-0-	-0-	-0-	-0-	-0-	-0-	-0-	-0-	-0-	-0-	-0-	-0-	-0-	
total	289	101	390	11	32	43	300	133	433	50	-0-	340	43	-0-	-0-	-0-	-0-	
FALL QUARTER																		
first year	224	111	335	11	20	31	235	131	366	335	-0-	-0-	-0-	-0-	-0-	-0-	-0-	
second year	105	38	143	-0-	-0-	-0-	105	38	143	143	-0-	-0-	-0-	-0-	-0-	-0-	-0-	
unclassified	-0-	-0-	-0-	-0-	-0-	-0-	-0-	-0-	-0-	-0-	-0-	-0-	-0-	-0-	-0-	-0-	-0-	
total	329	149	478	11	20	31	340	169	509	478	-0-	-0-	-0-	-0-	-0-	-0-	-0-	
WINTER QUARTER																		
first year	201	105	304	28	20	48	229	123	352	304	6	-0-	-0-	-0-	-0-	-0-	-0-	
second year	97	35	132	1	-0-	1	98	35	133	132	-1	-0-	-0-	-0-	-0-	-0-	-0-	
unclassified	-0-	-0-	-0-	-0-	-0-	-0-	-0-	-0-	-0-	-0-	-0-	-0-	-0-	-0-	-0-	-0-	-0-	
total	298	138	436	29	20	49	327	158	485	436	7	-0-	-0-	-0-	-0-	-0-	-0-	
SPRING SEMESTER																		
first year	161	74	235	5	12	20	169	86	255	32	-0-	203	20	-0-	-0-	-0-		
second year	99	54	133	5	8	13	104	42	146	2	-0-	131	13	-0-	-0-	-0-		
unclassified	-0-	-0-	-0-	-0-	-0-	-0-	-0-	-0-	-0-	-0-	-0-	-0-	-0-	-0-	-0-	-0-	-0-	
total	260	108	368	15	20	35	273	128	401	34	-0-	334	33	-0-	-0-	-0-		
SPRING-QUARTER																		
first year	211	99	310	24	12	36	235	111	346	310	2	-0-	1	-0-	-0-	-0-		
second year	76	32	108	-0-	-0-	-0-	76	32	108	108	-0-	-0-	-0-	-0-	-0-	-0-	-0-	
unclassified	-0-	-0-	-0-	-0-	-0-	-0-	-0-	-0-	-0-	-0-	-0-	-0-	-0-	-0-	-0-	-0-	-0-	
total	287	131	418	24	12	36	311	143	454	418	2	-0-	1	-0-	-0-	-0-		
(1st session) SUMMER QUARTER																		
first year	168	58	226	11	18	29	179	76	255	226	-0-	-0-	-0-	-0-	-0-	-0-	-0-	
second year	80	66	146	-0-	-0-	-0-	80	66	146	146	-0-	-0-	-0-	-0-	-0-	-0-	-0-	
unclassified	-0-	-0-	-0-	-0-	-0-	-0-	-0-	-0-	-0-	-0-	-0-	-0-	-0-	-0-	-0-	-0-	-0-	
total	248	124	372	11	18	29	259	142	401	372	-0-	-0-	-0-	-0-	-0-	-0-	-0-	
(2nd session) SUMMER QUARTER																		
first year	16	-0-	16	-0-	-0-	-0-	16	-0-	16	16	-0-	-0-	-0-	-0-	-0-	-0-	-0-	
second year	-0-	-0-	-0-	-0-	-0-	-0-	-0-	-0-	-0-	-0-	-0-	-0-	-0-	-0-	-0-	-0-	-0-	
unclassified	-0-	-0-	-0-	-0-	-0-	-0-	-0-	-0-	-0-	-0-	-0-	-0-	-0-	-0-	-0-	-0-	-0-	
total	16	-0-	16	-0-	-0-	-0-	16	-0-	16	16	-0-	-0-	-0-	-0-	-0-	-0-	-0-	

ENROLLMENT AT END OF SECOND WEEK
STATUS OF STUDENTS
Indian Hills Community College (cont'd.)
Area XV - Ottumwa

	Total Full-Time Students			Total Part-Time Students			Total Full- and Part-Time Students			Career Coll. Par. Other					
	Men	Women	Total	Men	Women	Total	Men	Women	Total	F-T	P-T	F-T	P-T	F-T	P-T
(1st session) SUMMER SEMESTER															
first year	2	41	43	13	19	32	15	60	75	43	-0-	-0-	32	-0-	-0-
second year	-0-	-0-	-0-	14	15	29	14	15	29	-0-	-0-	-0-	29	-0-	-0-
unclassified	-0-	-0-	-0-	-0-	-0-	-0-	-0-	-0-	-0-	-0-	-0-	-0-	-0-	-0-	-0-
total	2	41	43	27	34	61	29	75	104	43	-0-	-0-	61	-0-	-0-
(2nd session) SUMMER SEMESTER															
first year	2	42	44	12	21	33	14	63	77	44	-0-	-0-	33	-0-	-0-
second year	-0-	-0-	-0-	19	17	36	19	17	36	-0-	-0-	-0-	36	-0-	-0-
unclassified	-0-	-0-	-0-	-0-	-0-	-0-	-0-	-0-	-0-	-0-	-0-	-0-	-0-	-0-	-0-
total	2	42	44	31	38	69	33	80	113	44	-0-	-0-	69	-0-	-0-

Table 18 (continued)

ENROLLMENT AT END OF SECOND WEEK
STATUS OF STUDENTS
Southeastern Community College
Area XVI - Burlington

	Total Full-Time Students				Total Part-time Students				Total Full and Part-Time Students				Career Coll. Par. Other						
	Men	Women	Total	la. Res.	Men	Women	Total	la. Res.	Men	Women	Total	la. Res.	F-T	P-T	F-T	P-T	F-T	P-T	
FALL QUARTER																			
first year	479	371	850	777	146	205	351	323	625	576	1201	1100	307	78	543	333	-0-	-0-	
second year	752	712	284	244	47	57	84	87	799	749	348	325	58	-0-	206	84	-0-	-0-	
unclassified	-0-	-0-	-0-	-0-	-0-	-0-	-0-	-0-	-0-	-0-	-0-	-0-	-0-	-0-	-0-	-0-	-0-	-0-	
total	631	483	1114	1021	193	242	435	404	824	725	1549	1425	363	78	749	417	-0-	-0-	
WINTER QUARTER																			
first year	368	323	691	635	166	188	354	329	534	511	1045	964	263	101	428	253	-0-	-0-	
second year	794	738	332	302	51	30	81	77	245	168	413	379	60	1	272	80	-0-	-0-	
unclassified	-0-	-0-	-0-	-0-	-0-	-0-	-0-	-0-	-0-	-0-	-0-	-0-	-0-	-0-	-0-	-0-	-0-	-0-	
total	562	461	1023	937	217	218	435	406	779	679	1458	1343	323	102	700	333	-0-	-0-	
SPRING QUARTER																			
first year	324	252	556	508	118	159	277	261	442	391	833	769	182	78	374	199	-0-	-0-	
second year	798	790	388	351	71	45	116	108	269	235	504	459	718	1	270	115	-0-	-0-	
unclassified	-0-	-0-	-0-	-0-	-0-	-0-	-0-	-0-	-0-	-0-	-0-	-0-	-0-	-0-	-0-	-0-	-0-	-0-	
total	522	422	944	859	189	204	393	369	711	626	1337	1228	500	79	644	314	-0-	-0-	
SUMMER QUARTER																			
first year	48	77	125	116	49	97	146	123	97	774	271	239	125	48	2	98	-0-	-0-	
second year	2	30	32	31	-	45	89	77	42	79	121	108	30	27	-0-	62	-0-	-0-	
unclassified	-0-	-0-	-0-	-0-	30	23	53	51	30	23	53	51	-0-	53	-0-	-0-	-0-	-0-	
total	50	107	157	147	119	169	288	251	169	276	445	398	155	128	2	160	-0-	-0-	



Table 19 presents information on a profile of students attending area schools during the fall term of 1972. This information on student characteristics was collected through a cooperative effort of the State Department of Public Instruction and the area schools as an effort to provide information on the type of students who attend area schools. An effort was made to collect information on student characteristics on all students who were reported during the fall term of the 1972 school year. Unfortunately, information was not collected on all students, but there were over 21,000 students responding to this student characteristic questionnaire. This represents the great majority of students enrolled during the fall term of the 1972 school year and also most of the full-time students enrolled in the career education and college parallel divisions.

Tables 20 and 21 present the number of new students attending area schools who came to the area school without previous college attendance. This information was obtained from area schools in the preliminary fall term enrollment report. Table 20 includes only part-time students and Table 21 only full-time students.

Table 22 presents the permanent residence by Iowa county of students enrolled during the fall term. This information includes only students included in the fall term enrollment as reported by the student characteristic questionnaire. Therefore, these figures include only students responding to this item on the questionnaire.

TABLE 19
CHARACTERISTICS OF STUDENTS ATTENDING AREA SCHOOLS Fall Term Enrollment

	Calmar	MERGED AREA I Dubuque	Total	MERGED AREA II Mason City	Estherville	MERGED AREA III Emetsburg	Total	MERGED AREA IV Sheldon
1. Status of Student:								
New Student	302	116	418	728	235	197	432	281
New Student Transferring	11	0	11	61	11	24	35	6
Returning to Same Program	229	71	300	621	71	151	222	183
Returning to New Program	13	2	15	89	21	24	45	21
2. Educational Load:								
Full-Time	542	185	727	1422	318	352	670	402
Part-Time	14	4	18	77	15	44	59	88
3. Received Information on Area School From:								
Parent	21	6	27	128	16	34	50	29
Employer	6	2	8	13	1	4	5	7
Other Student	151	39	190	329	66	82	148	141
Welfare Agency	10	8	18	7	8	3	11	3
Employment Office	6	16	22	7	1	1	2	8
Radio, Newspaper, TV	38	37	75	52	6	6	12	18
Admissions Counselor	22	6	28	101	21	19	40	19
High School Counselor	195	44	239	573	139	105	244	158
Vocational Rehabilitation	17	3	20	12	22	6	28	11
High School Teacher	10	1	11	47	19	15	34	9
Other	80	230	310	230	38	120	158	81
4. Sex:								
Male	392	97	489	912	205	250	455	431
Female	164	92	256	587	132	146	278	58
5. Ethnic Group:								
Afro-American	2	0	2	17	0	12	12	3
American Indian	0	1	1	3	1	2	3	0
Caucasian	545	182	727	1462	335	371	706	483
Oriental	0	0	0	1	0	1	1	0
Spanish Surnamed American	1	1	2	8	0	1	1	0
Other	3	4	7	4	2	8	10	3
6. Age:								
17-Below	23	11	34	58	20	48	68	84
18	188	99	227	570	161	138	299	154
19	82	14	96	414	64	110	174	59
20-22	66	23	89	184	56	53	109	44
23-25	54	20	74	133	8	23	51	56
26-35	85	44	129	76	15	17	32	57
36-45	48	34	82	41	8	3	11	35
46-55	10	3	13	20	5	1	6	2
56-65	0	0	0	2	1	2	3	0
66-Over	0	1	1	1	0	1	1	0
7. Marital Status:								
Single	370	94	464	1241	286	331	617	344
Married	172	80	252	228	42	59	101	142
Divorced	8	13	21	22	4	3	7	3
Widowed	2	0	2	4	3	2	5	0
Separated	4	2	6	4	3	1	4	2
8. Highest Grade Completed:								
Grade School or Less	15	9	24	5	1	1	2	23
High School But Did Not Graduate	12	14	26	6	15	10	25	99
High School Graduate	451	141	592	1314	289	330	619	294
High School Equivalency	16	16	32	29	6	6	11	22
Post High School	5	0	5	1	7	2	7	5

CHARACTERISTICS OF STUDENTS ATTENDING AREA SCHOOLS - Fall Term Enrollment

	MERCED AREA I		MERCED AREA II		MERCED AREA III		MERCED AREA IV	
	Calmar	Dubuque	Total	Mason City	Estherville	Emmetsburg	Total	Sheldon
9. Highest Grade Father Completed:								
Grade School or Less	217	78	295	181	64	37	101	184
High School But Did Not Graduate	78	35	113	247	67	60	127	67
High School Graduate	154	40	194	585	142	149	291	129
High School Equivalency	2	5	7	18	4	7	11	7
College But Did Not Graduate	32	7	39	161	27	45	72	27
College Graduate	40	3	43	230	15	49	64	20
Do Not Know	41	92	133	92	12	50	62	58
10. Highest Grade Mother Completed:								
Grade School or Less	142	58	200	86	26	8	34	116
High School But Did Not Graduate	52	18	70	150	54	34	88	50
High School Graduate	237	67	304	741	162	188	350	182
High School Equivalency	7	1	8	20	5	5	10	9
College But Did Not Graduate	43	12	55	189	28	59	87	33
College Graduate	42	12	54	236	44	53	97	44
Do Not Know	32	77	109	77	18	49	67	56
11. Family Income:								
Under \$3,000	45	27	72	110	37	45	82	59
\$3,000 to \$4,999	62	19	81	85	27	22	49	32
\$5,000 to \$7,499	37	9	46	86	13	11	24	24
\$7,500 to \$9,999	41	13	54	95	20	17	37	31
\$10,000 to \$14,999	36	10	46	112	19	34	53	17
\$15,000 to \$19,999	43	18	61	208	29	44	73	36
\$20,000 to \$24,999	24	12	36	115	12	23	35	10
\$25,000 to \$29,999	6	2	8	52	7	8	15	8
\$30,000 and Over	21	4	25	82	7	9	16	5
Do Not Know or No Answer	241	75	316	554	166	183	349	269
12. Distance Traveled to Class-One Way:								
Less Than 10 Miles	261	119	380	1019	180	284	464	198
11 to 25 Miles	184	58	242	304	97	77	174	196
26 to 50 Miles	97	12	109	156	53	33	86	86
More Than 50 Miles	12	0	12	18	5	0	5	11
13. Residence While Attending Area School:								
Live at Home	368	159	527	901	189	235	424	364
Room Away From Home	187	30	217	310	147	158	305	122
Reside in Dormitory	0	0	0	287	0	2	2	0
14. Employment Status:								
Not Employed	260	73	333	420	107	98	205	113
Employed 15 Hours or Less a Week	100	28	128	499	115	144	259	117
Employed 16 to 30 Hours a Week	44	13	57	451	87	106	193	106
Employed More Than 30 Hours a Week	151	73	224	189	18	46	64	153
15. Reason for Attending Area School:								
Close to Home	46	15	61	348	41	95	136	31
Low Cost	48	4	52	445	53	148	201	28
Type of Program	370	122	492	507	217	51	268	372
Open Door Admissions	3	0	3	27	2	10	12	5
Other	89	37	126	172	25	92	117	54
16. Plan to be Employed in Iowa After Graduation:								
Yes	371	149	520	617	166	112	278	263
No	23	3	26	144	12	54	66	28
Undecided	161	36	197	738	160	230	390	198



TABLE 15 (Continued)
CHARACTERISTICS OF STUDENTS ATTENDING AREA SCHOOLS

	Merged Area I		Merged Area II		Merged Area III		Merged Area IV	
	Galmar	Dubuque	Mason City	Estherville	Emmetsburg	Total	Sheldon	Total
17. Receiving Financial Assistance While Attending School:								
Yes	318	114	432	688	172	358	244	358
No	231	71	302	809	164	374	241	374
18. Source of Financial Assistance:								
Veterans Administration	158	74	232	224	23	59	144	59
Veterans Rehabilitation	4	0	4	4	1	5	2	5
Scholarship - Non-Government	10	1	11	133	13	47	5	47
Loan - Non-Government	23	2	25	74	25	40	16	40
Government Assistance Program	98	19	117	267	82	179	52	179
State of Iowa Scholarship	1	0	1	8	2	6	1	6
Vocational Rehabilitation	32	4	36	36	36	55	27	55
MDTA	7	7	14	5	2	3	1	3
W.I.N.	10	3	13	10	2	2	1	2
Social Security or Other Retirement	21	8	29	39	6	17	15	17
19. Amount of Financial Support from Parents:								
No Contribution	306	142	448	696	165	347	260	347
Less Than 25%	77	13	90	211	34	100	55	100
25% - 50%	48	9	57	171	37	75	33	75
51% - 75%	33	7	40	114	24	55	43	55
76% - 100%	88	17	105	335	68	143	96	143
20. Veterans Status:								
Yes	376	80	456	220	27	68	155	68
No	376	107	483	1271	307	659	333	659

TABLE 19 (Continued)
CHARACTERISTICS OF STUDENTS ATTENDING AREA SCHOOLS

	For: Dodge		AREA V			Fall Term Enrollment		Total	AREA VI Ellsworth	AREA VII Waterloo
	Webster City	Eagle Grove	Total	Marshalltown	Total					
1. Status of Students:										
New Student:	900	69	1049	494	977	483	602			
New Student Transferring	44	5	53	47	94	47	54			
Returning to Same Program	578	32	662	386	772	386	449			
Returning to New Program	65	2	74	54	108	54	34			
2. Educational Load										
Full-Time	1524	98	1757	791	1654	863	1107			
Part-Time	61	10	79	191	224	33	31			
3. Received Information on Area School From:										
Parent	123	15	154	77	133	56	75			
Employer	15	0	16	21	27	6	32			
Other Student:	327	22	375	229	509	280	202			
Welfare Agency	20	0	21	2	3	1	9			
Employment Office	6	0	6	3	3	0	41			
Radio, Newspaper, TV	48	1	50	60	70	10	91			
Admissions Counselor	114	19	148	92	144	52	69			
High School Counselor	848	34	736	271	548	277	381			
Vocational Rehabilitation	16	2	18	14	19	5	42			
High School Teacher	48	3	67	31	79	48	30			
Other	215	14	252	177	336	159	166			
4. Sex										
Male	953	47	1083	586	1125	539	788			
Female	634	61	755	396	753	357	351			
5. Ethnic Group										
Afro-American	20	0	20	26	78	52	31			
American Indian	5	0	5	6	11	5	2			
Caucasian	1528	105	1771	935	1756	821	1100			
Oriental	6	0	7	0	1	1	0			
Spanish Surnamed American	3	1	4	1	3	2	4			
Other	12	0	14	11	25	14	1			
6. Age										
17-Below	116	6	129	35	93	58	63			
18	642	54	759	328	718	390	295			
19	379	28	451	184	462	278	231			
20-22	159	10	184	144	254	110	241			
23-25	94	2	104	102	141	39	149			
26-35	116	7	129	129	147	18	110			
36-45	63	0	63	53	55	2	41			
46-55	14	1	15	6	7	1	8			
56-65	0	0	0	0	0	0	1			
66-Over	0	0	0	0	0	0	0			
7. Marital Status										
Simple	1306	92	1527	705	1536	831	813			
Married	245	14	271	253	310	57	276			
Divorced	31	2	35	19	25	6	38			
Widowed	2	0	2	1	2	1	3			
Separated	3	0	3	4	5	1	9			
8. Highest Grade Completed										
Grade School or Less	6	0	6	3	4	1	14			
High School But Did not Graduate	12	1	15	10	10	0	65			
High School Graduate	1396	97	1618	817	1657	840	842			
High School Equivalency	39	3	44	20	31	11	50			
Post High School	130	6	149	132	175	43	168			



TABLE 19 (Continued)

CHARACTERISTICS OF STUDENTS ATTENDING AREA SCHOOLS

Fall Term Enrollment

	Fort Dodge	Webster City	Eagle Grove	Marshalltown	Ellsworth	AREA VII Waterloo
9. Highest Grade Father Completed:						
Grade School or Less	208	14	10	134	104	185
High School But Did Not Graduate	255	21	19	146	108	224
High School Graduate	658	57	52	385	367	466
High School Equivalency	16	3	0	12	11	10
College But Did Not Graduate	169	16	14	115	123	79
College Graduate	149	25	5	138	144	102
Do Not Know	92	7	6	64	50	85
10. Highest Grade Mother Completed:						
Grade School or Less	78	3	12	84	49	88
High School But Did Not Graduate	149	13	10	107	74	163
High School Graduate	779	76	54	469	453	530
High School Equivalency	16	5	2	13	16	17
College But Did Not Graduate	174	18	11	127	135	106
College Graduate	257	21	11	130	130	162
Do Not Know	81	5	5	50	39	73
11. Family Income:						
Under \$3,000	93	10	7	93	56	148
\$3,000 to \$4,999	85	8	6	58	51	102
\$5,000 to \$5,999	69	4	7	48	42	76
\$6,000 to \$7,499	107	6	3	77	49	88
\$7,500 to \$9,999	134	8	2	82	76	122
\$10,000 to \$14,999	213	26	9	131	120	167
\$15,000 to \$17,999	112	12	6	63	69	78
\$18,000 and Over	54	4	7	50	40	80
Do Not Know or No Answer	51	4	2	42	40	30
	669	61	52	338	363	309
12. Distance Traveled to Class-One Ways:						
Less Than 10 Miles	1085	119	68	689	781	630
11 to 25 Miles	315	20	32	211	81	318
26 to 50 Miles	109	1	3	74	21	164
More Than 50 Miles	12	1	0	3	10	23
13. Residence While Attending Area Schools:						
Live at Home	901	124	88	660	234	751
Room Away From Home	23	16	15	271	278	387
Reside in Dormitory	388	0	0	48	377	0
14. Employment Status:						
Not Employed	453	22	23	252	424	388
Employed 15 Hours or Less a Week	397	41	35	282	278	241
Employed 16 to 30 Hours a Week	458	64	39	192	147	280
Employed More Than 30 Hours a Week	215	12	6	254	44	229
15. Reason for Attending Area Schools:						
Close to Home	300	45	33	246	123	46
Low Cost	364	57	34	228	236	33
Type of Program	627	20	29	32	341	1006
Open Door Admissions	29	2	1	21	33	54
Other	212	17	8	155	161	54
16. Plan to be Employed in Iowa After Graduation:						
Yes	659	41	50	514	337	560
No	145	9	5	77	97	84
Undecided	731	90	50	388	460	494

TABLE 19 (Continued)
CHARACTERISTICS OF STUDENTS ATTENDING AREA SCHOOLS

	AREA V			Fall Term Enrollment			AREA VI	AREA VII
	Fort Dodge	Webster City	Eagle Grove	Total	Marshalltown	Ellsworth	Total	Waterloo
17. Receiving Financial Assistance while Attending School:								
Yes	729	62	45	836	501	430	931	597
No	786	75	58	919	479	463	942	540
18. Source of Financial Assistance:								
Veterans Administration	240	14	10	264	201	54	255	254
Veterans Rehabilitation	8	0	0	8	3	1	4	10
Scholarship - Non-Government	156	16	14	186	102	58	170	15
Loan - Non-Government	91	6	6	103	39	65	104	53
Government Assistance Program	187	16	11	214	182	248	430	156
State of Iowa Scholarship	17	1	0	18	8	3	11	2
Vocational Rehabilitation	66	8	5	79	24	19	43	66
MOTA	0	0	0	0	2	1	3	44
M.I.N.	22	1	4	27	1	3	4	17
Social Security or Other Retirement	20	4	3	27	29	23	52	37
19. Amount of Financial Support from Parents:								
No Contribution	673	65	43	781	549	299	848	636
Less Than 25%	181	11	16	208	102	168	270	131
26% - 50%	125	6	10	141	92	34	186	90
51% - 75%	119	8	5	132	52	104	156	64
76% - 100%	418	49	31	498	184	226	410	218
20. Veterans Status:								
Yes	255	12	9	276	214	52	266	271
No	1217	124	91	1432	765	836	1601	868

TABLE 19 (Continued)
CHARACTERISTICS OF STUDENTS ATTENDING AREA SCHOOLS

	Fall Term Enrollment					Total	AREA X Cedar Rapids	Ankeny	AREA XI Boone	Total
	Davenport	Clinton	Muscatine	AREA IX	AREA X					
1. Status of Student:										
New Student	207	235	335	560	1338	777	1538	1554	194	1748
New Student Transferring	34	45	55	134	288	134	329	183	13	196
Returning to Same Program	180	187	274	274	641	641	1090	1009	84	1093
Returning to New Program	13	32	29	29	74	74	214	105	5	110
2. Educational Load										
Full-Time	408	370	560	560	1338	1338	2331	1837	347	2184
Part-Time	26	129	133	133	288	288	850	1022	53	1075
3. Received Information on Area School From:										
Parent:	26	33	58	58	117	117	148	177	34	211
Employer	7	25	43	43	75	75	170	160	5	163
Other Student	84	105	181	181	370	370	679	533	77	610
Welfare Agency	15	5	6	6	26	26	34	33	6	39
Employment Office	23	1	3	3	27	27	31	31	2	33
Radio, Newspaper, TV	20	16	44	44	80	80	322	260	7	267
Admissions Counselor	16	42	53	53	111	111	181	154	18	172
High School Counselor	88	122	150	150	360	360	748	630	78	708
Vocational Rehabilitation	33	6	6	6	45	45	82	86	2	88
High School Teacher	7	37	17	17	61	61	68	110	88	198
Other	115	107	132	132	354	354	575	253	35	288
4. Sex										
Male	233	299	456	456	988	988	1899	1745	210	1955
Female	201	200	237	237	638	638	1272	1100	175	1275
5. Ethnic Group										
Afro-American	20	3	10	10	33	33	38	132	0	132
American Indian	1	0	5	5	6	6	15	10	0	10
Caucasian	400	489	665	665	1554	1554	2924	2199	260	2459
Oriental	1	1	0	0	2	2	7	8	0	8
Spanish Surnamed American	6	4	4	4	14	14	9	16	2	18
Other	6	2	9	9	17	17	34	20	4	24
6. Age										
17-Below	17	34	36	36	87	87	143	14	19	33
18	117	130	191	191	438	438	766	655	149	804
19	86	120	144	144	350	350	518	460	107	567
20-22	81	79	87	87	247	247	555	535	102	637
23-25	62	57	64	64	183	183	381	353	53	434
26-35	49	53	105	105	207	207	442	530	37	567
36-45	18	20	38	38	96	96	184	183	17	200
46-55	3	6	6	6	15	15	48	53	7	60
56-65	1	0	1	1	2	2	13	11	2	13
66-Over	0	0	1	1	1	1	0	0	0	0
7. Marital Status										
Single	310	361	440	440	1111	1111	2051	1755	289	2044
Married	91	127	217	217	435	435	946	887	78	965
Divorced	22	8	27	27	57	57	151	145	11	156
Widowed	4	0	3	3	7	7	13	16	0	16
Separated	7	3	6	6	16	16	27	33	0	33
8. Highest Grade Completed										
Grade School or Less	0	0	4	4	4	4	9	12	0	12
High School But Did Not Graduate	19	30	11	11	60	60	58	46	1	47
High School Graduate	314	378	563	563	1255	1255	2351	225	229	454
High School Equivalency	34	17	28	28	79	79	127	142	9	151
Post High School	67	74	87	87	228	228	645	555	27	582

TABLE 19 (Continued)
CHARACTERISTICS OF STUDENTS ATTENDING AREA SCHOOLS

	Fall Term Enrollment					Total
	Davenport	Clinton	Muscatine	Cedar Rapids	Ankeny	
9. Highest Grade Father Completed:						
Grade School or Less	71	61	117	430	352	376
High School But Did Not Graduate	71	83	121	557	399	436
High School Graduate	125	214	254	1099	888	984
High School Equivalency	8	6	14	53	37	38
College But Did Not Graduate	44	46	61	369	261	299
College Graduate	65	69	83	344	343	396
Do Not Know	59	27	52	185	118	142
10. Highest Grade Mother Completed:						
Grade School or Less	39	32	67	235	194	205
High School But Did Not Graduate	61	63	90	403	312	349
High School Graduate	189	279	342	1448	1226	1346
High School Equivalency	4	4	9	33	35	36
College But Did Not Graduate	40	42	64	350	273	308
College Graduate	51	59	78	363	240	285
Do Not Know	49	20	42	143	83	97
11. Family Income:						
Under \$3,000	73	34	38	266	282	309
\$3,000 to \$4,999	31	21	45	232	228	246
\$5,000 to \$5,999	16	20	51	169	166	178
\$6,000 to \$7,499	19	32	62	232	229	256
\$7,500 to \$8,999	22	65	74	269	274	318
\$9,000 to \$11,999	31	77	104	408	431	462
\$12,000 to \$14,999	30	52	58	275	259	280
\$15,000 to \$17,999	15	16	19	126	107	115
\$18,000 and Over	13	13	34	146	152	160
Do Not Know or No Answer	184	169	208	1049	841	935
12. Distance Traveled to Class-One Way:						
Less Than 10 Miles	294	402	472	1543	914	1063
11 to 25 Miles	96	67	174	1008	1114	1209
26 to 50 Miles	39	28	41	359	307	327
More Than 50 Miles	4	1	5	47	41	42
13. Residence While Attending Area Schools:						
Live at Home	288	406	573	2025	1636	1759
Room Away From Home	117	91	119	890	555	594
Reside in Dormitory	28	2	0	0	0	0
14. Employment Status:						
Not Employed	189	121	110	843	1387	1477
Employed 15 Hours or Less a Week	90	121	134	548	435	480
Employed 16 to 30 Hours a Week	98	149	207	692	459	505
Employed More Than 30 Hours a Week	56	108	242	878	488	499
15. Reason for Attending Area School:						
Close to Home	21	111	146	324	189	267
Low Cost	29	137	219	655	464	545
Type of Program	354	91	239	1501	1549	1631
Open Door Admissions	2	11	20	117	37	47
Other	27	49	69	372	129	139
16. Plan to be Employed in Iowa After Graduation:						
Yes	192	201	385	1594	1290	1360
No	43	42	45	209	184	230
Undecided	198	256	263	1171	935	1052

TABLE 19 (Continued)
CHARACTERISTICS OF STUDENTS ATTENDING AREA SCHOOLS. Fall Term Enrollment

	Davenport		Clinton	AREA IX		Total	AREA X		Ankeny	AREA XI		Total
				Muscataine	Cedar Rapids		Boone					
17. Receiving Financial Assistance While Attending School:												
Yes	232	191	321	744	1259	591	69	660				
No	201	308	371	880	1678	2268	351	2599				
18. Source of Financial Assistance:												
Veterans Administration	72	66	142	280	549	258	4	262				
Veterans Rehabilitation	2	2	7	11	19	9	1	10				
Scholarship - Non-Government	6	36	71	113	196	37	0	37				
Loan - Non-Government	16	13	17	46	120	9	0	9				
Government Assistance Program	54	73	87	214	341	214	18	232				
State of Iowa Scholarship	2	3	4	9	14	0	0	0				
Vocational Rehabilitation	51	21	15	87	123	60	8	68				
MDTA	5	0	0	5	8	7	0	7				
W.I.N.	36	4	7	47	51	25	7	32				
Social Security or Other Retirement	25	5	17	47	77	32	5	37				
19. Amount of Financial Support from Parents:												
No Contribution	261	306	440	1007	1807	1749	116	1865				
Less Than 25%	41	54	69	164	265	236	35	271				
50%	23	26	50	99	172	151	28	179				
75%	20	15	28	63	199	117	15	132				
100%	88	98	104	290	517	537	75	612				
20. Veterans Status:												
Yes	75	81	165	321	625	527	31	558				
No	358	418	528	1304	2238	1828	230	2058				

CHARACTERISTICS OF STUDENTS ATTENDING AREA SCHOOLS

	AREA XII		AREA XIII		AREA XIV		AREA XV		Total
	Sioux City	Council Bluffs	Clarinda	Creston	Ottumwa	Centerville	Total		
1. Status of Student:									
New Student	554	654	221	216	294	213	507		
New Student Transferring	59	92	33	22	34	16	50		
Returning to Same Program	263	523	137	164	220	178	398		
Returning to New Program	42	63	20	22	28	19	47		
2. Educational Load									
Full-Time	916	973	337	374	554	390	944		
Part-Time	2	357	72	42	21	34	55		
3. Received information on Area School From:									
Parent	49	81	40	42	33	34	67		
Employer	6	26	7	6	7	4	11		
Other Student	202	324	72	66	147	73	220		
Welfare Agency	15	12	3	7	12	3	15		
Employment Office	22	15	2	6	21	11	32		
Radio, Newspaper, TV	110	154	3	21	48	8	56		
Admissions Counselor	47	88	35	45	35	69	104		
High School Counselor	39	277	119	123	117	119	236		
Vocational Rehabilitation	31	51	9	20	27	4	31		
High School Teacher	122	287	110	11	12	31	43		
Other				75	116	70	186		
4. Sex									
Male	668	864	230	258	407	306	713		
Female	247	470	181	166	168	120	288		
5. Ethnic Group									
Afro-American	2	9	7	4	10	18	28		
American Indian	5	2	1	6	6	4	10		
Caucasian	900	1310	398	406	551	392	943		
Oriental	2	1	2	3	3	2	5		
Spanish Surnamed American	2	5	1	1	0	2	2		
Other	6	7	1	4	2	6	8		
6. Age									
17-Below	68	49	38	31	27	29	56		
18	245	320	129	138	124	168	292		
19	133	183	107	95	101	127	228		
20-22	142	234	51	59	82	142	124		
23-25	119	164	18	41	93	25	115		
26-35	131	202	24	32	80	23	103		
36-45	66	152	27	17	59	8	67		
46-55	12	27	12	11	10	3	13		
56-65	2	3	4	1	0	1	1		
66-Over	0	0	1	0	0	0	0		
7. Marital Status									
Single	596	755	312	308	352	355	707		
Married	287	529	80	95	182	60	242		
Divorced	25	37	15	17	26	5	31		
Widowed	6	7	4	3	3	3	6		
Separated	4	6	0	2	13	3	16		
8. Highest Grade Completed									
Grade School or Less	14	12	0	0	14	1	15		
High School But Did Not Graduate	47	41	5	13	26	7	33		
High School Graduate	692	997	336	341	395	378	773		
High School Equivalency	58	69	17	14	37	11	48		
Post High School	106	215	53	57	102	29	131		



TABLE 19 (Continued)
CHARACTERISTICS OF STUDENTS ATTENDING AREA SCHOOLS

	Fall Term Enrollment					Total	
	AREA XII St. Louis City	Council Bluffs	AREA XIII Clarinda	AREA XIV Creston	Ottumwa		AREA XV Centerville
9. Highest Grade Father Completed:							
Grade School or Less	232	241	46	59	125	56	181
High School But Did Not Graduate	168	255	53	68	104	60	164
High School Graduate	513	474	195	193	201	186	387
High School Equivalency	8	14	8	4	5	5	10
College But Did Not Graduate	72	122	36	37	49	36	85
College Graduate	83	130	52	44	53	67	120
Do Not Know	43	122	27	26	51	24	75
10. Highest Grade Mother Completed:							
Grade School or Less	131	141	24	31	67	21	88
High School But Did Not Graduate	125	184	36	54	98	58	156
High School Graduate	449	630	221	201	263	231	494
High School Equivalency	10	22	11	4	6	2	8
College But Did Not Graduate	81	115	53	66	52	48	100
College Graduate	80	144	45	49	51	50	101
Do Not Know	36	98	21	18	35	14	49
11. Family Income:							
Under \$3,000	131	133	37	54	81	35	116
\$3,000 to \$4,999	118	142	30	36	46	47	93
\$5,000 to \$5,999	73	123	13	32	45	21	66
\$6,000 to \$7,499	107	107	22	28	28	28	68
\$7,500 to \$8,999	83	104	30	32	33	38	71
\$9,000 to \$11,999	114	187	26	40	73	51	124
\$12,000 to \$14,999	47	77	22	22	34	33	67
\$15,000 to \$17,999	26	46	11	5	10	15	25
\$18,000 and Over	23	35	9	11	14	10	24
Do Not Know or No Answer	224	380	211	165	200	148	348
12. Distance Traveled to Class-One Way:							
Less Than 10 Miles	601	794	292	262	240	268	508
11 to 25 Miles	200	369	80	80	193	102	295
26 to 50 Miles	99	143	37	70	130	47	177
More Than 50 Miles	14	27	2	10	11	5	16
13. Residence While Attending Area School:							
Live at Home	617	1004	257	273	409	256	665
Room Away From Home	285	294	51	141	157	48	205
Reside in Dormitory	13	36	103	0	8	120	128
14. Employment Status:							
Not Employed	278	317	146	163	197	161	358
Employed 15 Hours or Less a Week	173	241	122	100	135	111	246
Employed 16 to 30 Hours a Week	233	255	86	98	131	100	231
Employed More Than 30 Hours a Week	228	521	57	58	105	49	154
15. Reason for Attending Area School:							
Close to Home	56	192	150	126	27	128	155
Low-Cost	55	167	85	90	26	91	117
Type of Program	707	791	102	156	463	124	587
Open Door Admissions	7	21	8	4	4	6	10
Other	84	161	66	44	54	74	128
16. Plan to be Employed in Iowa After Graduation:							
Yes	477	649	166	192	241	145	386
No	36	130	33	34	82	46	128
Undecided	400	555	211	195	243	233	476

TABLE 19 (Continued)

CHARACTERISTICS OF STUDENTS ATTENDING AREA SCHOOLS

Fall Term Enrollment

	AREA XII Sioux City	Council Bluffs	AREA XIII Clarinda	Total	AREA XIV Creston	Ottumwa	AREA XV Centerville	Total
17. Receiving Financial Assistance While Attending School:								
Yes	522	780	193	973	217	363	205	568
No	388	551	216	767	208	210	215	425
18. Source of Financial Assistance:								
Veterans Administration	279	413	30	443	50	171	44	215
Veterans Rehabilitation	3	10	1	11	3	7	4	11
Scholarship - Non-Government	15	53	28	81	33	23	60	83
Loan - Non-Government	33	75	32	107	21	22	21	43
Government Assistance Program	85	175	98	273	74	100	71	171
State of Iowa Scholarship	1	10	2	12	2	4	1	5
Vocational Rehabilitation	79	89	17	106	35	40	14	54
MDTA	22	5	1	6	7	8	8	16
W.I.N	25	19	5	24	0	19	4	23
Social Security or Other Retirement	40	46	15	61	8	18	8	26
19. Amount of Financial Support from Parents:								
No Contribution	567	885	184	1069	206	360	185	545
Less Than 25%	103	136	52	188	51	60	58	118
25% - 50%	49	76	35	111	36	40	37	77
51% - 75%	45	58	42	100	28	30	38	68
76% - 100%	141	179	98	277	93	83	103	186
20. Veterans Status:								
Yes	306	450	28	478	58	188	38	226
No	601	883	382	1265	354	386	382	768

TABLE 19 (Continued)
CHARACTERISTICS OF STUDENTS ATTENDING AREA SCHOOLS

Fall Term Enrollment

	Burlington	Keokuk	AREA XVI Other Centers	Total	State Total
1. Status of Student:					
New Student	472	170	39	681	11,383
New Student Transferring	54	37	4	95	1,324
Returning to Same Program	435	193	15	643	8,161
Returning to New Program	90	24	1	115	1,093
2. Educational Load					
Full-Time	757	303	58	1,118	18,244
Part-Time	295	126	2	423	3,740
3. Received Information on Area School From:					
Parent	91	34	6	121	1,472
Employer	20	19	1	40	612
Other Student	185	67	9	261	4,698
Welfare Agency	18	11	0	29	252
Employment Office	7	5	0	12	260
Radio, Newspaper, TV	112	32	1	144	1,525
Admissions Counselor	71	26	7	104	1,436
High School Counselor	299	119	6	424	6,146
Vocational Rehabilitation	47	13	17	77	592
High School Teacher	20	12	0	32	750
Other	196	85	14	295	3,825
4. Sex					
Male	589	198	33	820	13,678
Female	467	224	26	717	8,292
5. Ethnic Group					
Afro-American	20	15	6	41	457
American-Indian	4	3	1	8	88
Caucasian	1016	398	51	1465	20,364
Oriental	1	0	1	2	42
Spanish Surnamed American	8	2	0	10	84
Other	5	3	2	10	175
6. Age					
17-Below	55	22	3	80	1,114
18	316	110	15	441	6,595
19	209	88	5	302	4,370
20-22	139	61	4	204	3,358
23-25	130	48	7	185	2,404
26-35	142	59	17	218	2,606
36-45	46	27	7	80	1,217
46-55	19	1	2	22	297
56-65	4	0	0	4	50
66-Over	0	0	0	0	5
7. Marital Status					
Single	725	282	34	1041	15,447
Married	267	107	10	384	5,543
Divorced	8	26	14	48	728
Widowed	9	5	0	14	94
Separated	10	4	2	16	153
8. Highest Grade Completed					
Grade School or Less	0	0	2	2	146
High School But Did Not Graduate	16	17	10	43	573
High School Graduate	819	300	35	1154	15,289
High School Equivalency	52	18	9	79	861
Post High School	171	83	5	259	3,113

TABLE 19 (Continued)
CHARACTERISTICS OF STUDENTS ATTENDING AREA SCHOOLS

	Burlington	Keokuk	Other Centers	Total	State Total
9. Highest Grade Father Completed:					
Grade School or Less	134	59	10	203	3,433
High School But Did Not Graduate	179	78	14	271	3,574
High School Graduate	392	151	16	559	7,979
High School Equivalency	21	8	0	29	267
College But Did Not Graduate	124	46	4	174	2,160
College Graduate	116	45	9	170	2,476
Do Not Know	80	24	14	118	1,526
10. Highest Grade Mother Completed:					
Grade School or Less	65	25	4	94	1,837
High School But Did Not Graduate	143	62	10	215	2,610
High School Graduate	518	206	31	755	10,292
High School Equivalency	11	7	0	18	275
College But Did Not Graduate	125	42	4	171	2,325
College Graduate	104	45	4	153	2,550
Do Not Know	60	18	7	85	1,222
11. Family Income:					
Under \$3,000	76	35	23	134	1,480
\$3,000 to \$4,999	68	32	1	101	1,174
\$5,000 to \$7,999	40	20	1	61	871
\$8,000 to \$9,999	70	33	2	105	1,070
\$10,000 to \$11,999	98	40	3	141	1,281
\$12,000 to \$14,999	136	72	7	215	1,962
\$15,000 to \$17,999	115	36	2	153	1,064
\$18,000 and Over	51	20	1	72	491
Do Not Know or No Answer	52	19	1	72	531
12. Distance Traveled to Class-Only Way:	362	130	24	516	7,669
Less Than 10 Miles	638	278	43	959	2,623
11 to 25 Miles	272	92	7	371	842
26 to 50 Miles	109	31	5	145	2,274
More Than 50 Miles	5	1	2	8	271
13. Residence While Attending Area School:					
Live at Home	870	355	26	1,251	14,092
Room Away From Home	140	42	26	208	5,147
Reside in Dormitory	1	0	0	1	1,413
14. Employment Status:					
Not Employed	195	117	48	360	6,995
Employed 15 Hours or Less a Week	224	88	8	320	4,792
Employed 16 to 30 Hours a Week	311	88	1	400	4,941
Employed More Than 30 Hours a Week	285	111	3	399	4,590
Reason for Attending Area School:					
Close to Home	303	143	1	447	3,364
Low Cost	302	91	1	394	4,183
Type of Program	278	99	47	424	10,674
Open Door Admissions	18	8	1	27	407
Other	121	62	10	193	2,408
16. Plan to be Employed in Iowa After Graduation:					
Yes	447	150	43	640	10,101
No	78	50	4	132	1,741
Undecided	500	200	13	713	9,226

TABLE 19 (Continued)
 CHARACTERISTICS OF STUDENTS ATTENDING AREA SCHOOLS
 AREA XVI

	Burlington	Keokuk	Other Centers	Total	State Total
17. Receiving Financial Assistance While Attending School:					
Yes	408	170	40	618	9,641
No	602	227	21	850	11,922
18. Source of Financial Assistance:					
Veterans Administration	130	43	1	174	3,684
Veterans Rehabilitation	6	3	1	10	115
Scholarship - Non-Government	76	63	2	141	1,167
Loan - Non-Government	25	9	1	35	825
Government Assistance Program	76	35	2	113	2,844
State of Iowa Scholarship	6	3	0	9	99
Vocational Rehabilitation	75	23	27	125	1,019
MOTA	5	0	1	6	147
W.I.N.	27	16	2	45	321
Social Security or Other Retirement	23	12	1	36	548
19. Amount of Financial Support from Parents:					
No Contribution	645	241	40	926	12,008
Less Than 25%	77	35	4	116	2,341
26% - 50%	69	17	1	87	1,523
51% - 75%	43	15	2	60	1,249
76% - 100%	180	87	12	279	4,200
20. Veterans Status:					
Yes	151	48	15	214	4,298
No	848	344	42	1234	16,469

TABLE 20
FALL TERM - NEW STUDENTS
NEW FRESHMAN - DIRECTLY FROM HIGH SCHOOL
PART-TIME

Area	Career Education				College Parallel				Other Programs				Totals
	Men	Women	Men	Women	Men	Women	Men	Women	Men	Women	Men	Women	
	Iowa	N-Res	Iowa	N-Res	Iowa	N-Res	Iowa	N-Res	Iowa	N-Res	Iowa	N-Res	
I - Calmar Dubuque	-	2	-	-	-	-	-	-	-	-	-	-	
II - Mason City	-	-	-	-	2	-	-	7	-	-	-	-	
III - Emmetsburg Estherville	-	-	-	-	1	-	-	3	-	-	-	-	
IV - Shelton	83	-	-	-	4	-	-	12	-	-	-	-	
V - Area Wide	94	-	98	-	29	-	38	-	-	-	-	-	
VI - Marshalltown Ellsworth	5	-	-	-	11	-	37	-	-	-	-	-	
Marshalltown - Q	-	-	-	-	11	-	37	-	-	-	-	-	
VII - Waterloo	261	-	-	-	-	-	-	-	-	-	-	-	
IX - Davenport Clinton Muscatine	2	-	2	-	12	-	4	-	-	-	-	-	
X - Cedar Rapids	38	1	19	-	26	-	25	-	1	-	-	-	
XI - Ankeny Boone	5	-	2	-	100	2	107	-	-	-	-	-	
XII - Sioux City	5	-	2	-	88	-	181	-	-	-	-	-	
XIII - Council Bluffs Clarinda	5	-	2	-	23	-	22	-	-	-	-	-	
XIV - Creston	5	-	2	-	111	-	209	-	-	-	-	-	
XV - Ottumwa Centerville	-	-	-	-	31	-	66	-	-	-	-	-	
Centerville - Q	-	-	-	-	7	-	33	-	-	-	-	-	
XVI - Burlington Keokuk	-	-	-	-	38	-	99	-	-	-	-	-	
TOTALS	254	1	125	1	337	4	552	3	1	-	1	-	

TABLE 21

FALL TERM - NEW STUDENTS
NEW FRESHMEN DIRECTLY FROM HIGH SCHOOL
FULL-TIME

Area	Career Education				College Parallel				Other Programs				Totals
	Men	Women	Men	Women	Men	Women	Men	Women	Men	Women	Men	Women	
	Low	N-Res	Low	N-Res	Low	N-Res	Low	N-Res	Low	N-Res	Low	N-Res	
I - Calmar Dubuque	172 22	1 2	105 64	1 2	-	-	-	-	-	-	-	-	278 88
II - Mason City	96	1	103	1	284	9	192	-	-	-	-	-	366 686
III - Emmetsburg Estherville	127 9	2 -	104 4	- -	36 125	1 24	16 68	- 2	-	-	-	-	286 232
IV - Sheldon	136	2	108	-	161	25	84	2	-	-	-	-	518 307
V - Area Wide	224	4	252	1	345	29	276	1	-	-	-	-	1132
VI - Marshalltown Ellsworth	21 61	- -	2 91	- -	135 203	14 35	152 170	- 1	-	-	-	-	324 501
Marshalltown - Q	82	-	93	-	338	49	262	1	-	-	-	-	825
VII - Waterloo	40	-	39	-	-	-	-	-	-	-	-	-	574
VIII - Davenport Clinton	378 99	13 11	183 92	- 4	-	-	-	-	-	-	-	-	206 174
Muscatine	25	1	30	2	78	7	33	2	-	-	-	-	264
IX - Cedar Rapids	35	2	-	-	113	10	100	3	-	-	1	-	648
XI - Ankeny Boone	159 338	14 5	122 373	6 2	191 204	17 8	133 123	5 -	-	-	1	-	1053
XII - Sioux City	518	-	345	-	147	4	96	2	138	-	121	-	1371
XIII - Council Bluffs Clarinda	518	-	86	-	136	6	148	4	158	-	121	-	280
XIV - Creston	323	58	220	12	283	10	144	10	-	-	-	-	1651
XV - Ottumwa Centerville	105 11	8 -	169 20	8 -	83 108	5 7	29 69	- 3	4	-	4	-	613
Centerville - Q	176	8	189	8	191	12	98	3	-	-	-	-	415
XVI - Burlington Keokuk	84	5	67	1	64	1	30	-	-	-	-	-	218
TOTALS	161 13	- -	98 8	- -	91 91	34 34	34 34	2 2	-	-	-	-	252
	174	-	106	-	91	34	34	2	-	-	-	-	441
	9	1	-	-	-	-	-	-	-	-	-	-	10
	45	2	55	1	132	2	79	1	-	-	-	-	317
	45	4	72	9	46	15	35	2	-	-	-	-	125
	45	4	72	9	173	17	114	3	-	-	-	-	442
	3153	127	2584	44	2350	211	1490	23	142	-	126	-	10250

187

TABLE 22
PERMANENT RESIDENCE OF STUDENTS ATTENDING AREA SCHOOLS
IOWA COUNTIES
1972 Fall Term Enrollment

Permanent Residence by County of Iowa Residents	MERGED AREA I	MERGED AREA II	MERGED AREA III	MERGED AREA IV	MERGED AREA V	MERGED AREA VI	MERGED AREA VII	MERGED AREA IX	MERGED AREA X	MERGED AREA XI
Adair	0	0	0	0	1	4	3	1	1	18
Adams	0	0	0	0	2	0	1	0	1	2
Allamakee	51	16	0	1	0	3	5	1	11	1
Appanoose	0	0	0	0	0	0	1	0	0	3
Audubon	0	0	1	1	12	4	1	0	2	22
Benton	1	0	0	0	0	19	19	1	135	5
Black Hawk	5	30	1	0	4	83	530	7	11	5
Boone	0	0	1	0	10	4	1	1	1	196
Bremer	6	6	0	1	2	16	59	0	11	0
Buchanan	15	3	0	0	2	26	79	0	34	1
Buena Vista	0	2	17	10	41	9	0	2	2	9
Butler	1	18	0	0	2	30	61	0	5	1
Calhoun	0	2	2	0	83	4	2	0	0	7
Carroll	1	0	2	2	32	6	0	1	0	59
Cass	0	0	1	0	1	3	0	0	4	7
Cedar	0	0	0	0	0	9	0	30	71	1
Cerro Gordo	0	651	4	0	10	14	0	0	5	8
Cherokee	1	1	4	13	16	3	0	1	3	9
Chickasaw	44	39	1	1	0	9	17	0	5	3
Clarke	0	0	0	0	1	4	0	0	0	7
Clay	0	2	57	9	11	7	2	0	1	3
Clayton	59	11	0	0	0	15	4	2	16	0
Clinton	1	2	0	0	1	4	7	477	22	2
Crawford	0	1	1	2	17	4	2	0	0	2
Dallas	0	2	0	0	8	9	3	1	8	8
Davis	0	0	0	4	0	0	0	1	1	1
Decatur	1	2	0	0	0	0	0	1	2	2
Delaware	45	3	0	0	0	9	10	2	53	0
Des Moines	0	0	0	1	5	3	4	3	1	53
Dickinson	0	0	64	3	4	1	2	0	0	0
Dubuque	139	6	1	0	1	14	4	13	69	1
Emmet	1	3	196	2	3	0	2	0	1	1
Fayette	79	16	1	1	1	34	25	0	16	1

TABLE 22 (continued)
1972 Fall Term Enrollment

County	Permanent Residence by County of Iowa Residents										
	MERGED AREA I	MERGED AREA II	MERGED AREA III	MERGED AREA IV	MERGED AREA V	MERGED AREA VI	MERGED AREA VII	MERGED AREA IX	MERGED AREA X	MERGED AREA XI	
Floyd	7	116	0	1	3	12	13	1	5	2	
Franklin	0	72	0	0	15	58	13	0	0	2	
Fremont	0	0	0	0	0	0	1	0	0	1	
Greene	1	0	2	0	38	8	1	1	0	28	
Grundy	0	1	0	0	2	54	37	0	1	0	
Guthrie	0	1	2	0	7	1	0	0	1	53	
Hamilton	2	4	1	0	174	40	3	0	5	22	
Hancock	0	112	2	1	16	6	5	0	1	1	
Hardin	0	7	0	0	4	219	23	0	2	9	
Harrison	0	0	0	0	3	0	1	1	2	1	
Henry	0	0	0	0	1	4	3	8	8	0	
Howard	28	22	1	0	0	4	6	5	6	2	
Humboldt	0	3	5	7	130	2	2	0	1	5	
Ida	0	0	1	2	4	12	0	0	0	0	
Iowa	3	5	7	2	9	25	1	6	105	11	
Jackson	6	4	0	0	0	1	2	38	39	0	
Jasper	0	0	0	0	6	68	0	0	2	94	
Jefferson	0	0	0	0	1	1	1	1	4	4	
Johnson	0	2	0	1	1	9	1	10	335	1	
Jones	3	0	0	1	0	12	2	7	116	2	
Keokuk	1	0	0	2	1	6	0	3	12	0	
Kossuth	0	23	74	2	57	8	10	0	2	9	
Lee	4	0	0	0	0	1	3	8	10	4	
Linn	3	6	0	0	1	40	5	15	1751	2	
Lucas	1	0	0	1	0	0	0	37	7	0	
Lyon	0	0	0	0	0	1	1	0	1	9	
Madison	0	0	5	80	1	3	1	0	0	2	
Mahaska	0	0	0	0	0	2	0	0	0	39	
Marion	0	0	0	0	0	2	4	0	8	9	
Marshall	1	1	0	1	1	8	4	0	7	45	
Marshall	2	0	1	2	3	500	7	0	3	9	
Mills	0	0	0	1	0	0	0	0	0	3	
Mitchell	17	46	1	0	1	4	8	0	2	2	

TABLE 22. (continued)
1972 Fall Term Enrollment

Permanent Residence by County of Iowa Residents	MERGED AREA I	MERGED AREA II	MERGED AREA III	MERGED AREA IV	MERGED AREA V	MERGED AREA VI	MERGED AREA VII	MERGED AREA IX	MERGED AREA X	MERGED AREA XI
Monona	0	0	2	2	2	0	0	1	0	1
Monroe	0	0	0	0	0	0	1	0	0	1
Montgomery	0	0	0	0	7	2	0	0	0	1
Muscataine	0	0	0	0	0	1	3	431	12	0
O'Brien	0	1	12	110	11	4	2	1	0	8
Osceola	0	1	4	36	1	1	0	0	0	2
Page	0	0	0	0	1	1	0	1	4	5
Palo Alto	2	2	144	3	17	3	4	0	4	6
Plymouth	0	2	11	11	4	1	0	0	2	7
Pocahontas	0	1	25	3	89	4	1	0	4	10
Polk	1	9	3	1	20	25	6	0	12	1349
Pottawattamie	0	1	0	0	1	4	3	0	1	3
Poweshiek	2	0	0	1	1	68	2	1	6	7
Ringgold	0	0	0	0	1	0	0	0	1	8
Sac	0	0	2	4	55	4	2	1	0	6
Scott	1	1	0	0	1	5	0	0	9	1
Shelby	0	0	0	0	5	0	3	1	1	3
Sioux	0	0	11	139	5	2	2	0	1	5
Story	0	7	0	0	5	51	5	1	5	208
Tama	1	2	1	0	1	136	33	0	31	2
Taylor	1	2	0	0	0	0	0	0	1	0
Union	0	1	0	0	1	0	0	0	0	5
Van Buren	0	1	0	0	0	3	1	0	3	1
Wapello	0	1	0	0	3	3	1	1	5	7
Warren	0	3	2	0	1	2	0	0	1	65
Washington	1	1	0	1	3	3	1	8	68	1
Wayne	0	0	0	0	0	0	1	0	2	3
Webster	0	3	2	0	631	1	1	2	2	7
Winnebago	0	44	4	1	1	1	2	0	0	4
Winneshiek	136	21	1	0	1	7	7	0	5	1
Woodbury	0	2	9	6	19	5	2	1	4	7
Worth	2	110	0	0	0	0	1	0	0	3
Wright	3	17	4	0	150	6	10	0	2	13
TOTALS	679	1477	693	473	1786	1799	1110	1507	3120	2636

TABLE 22 (continued)
1972 Fall Term Enrollment

Permanent Residence by County of Iowa Residents	MERGED	MERGED	MERGED	MERGED	MERGED	MERGED	State Total
	AREA XII	AREA XIII	AREA XIV	AREA XV	AREA XVI		
Adair	0	5	50	0	0	83	
Adams	0	15	23	1	0	45	
Allamakee	0	0	0	2	0	91	
Appanoose	1	0	0	161	1	167	
Audubon	1	33	2	0	0	79	
Benton	0	0	0	1	1	182	
Black Hawk	0	0	0	3	3	682	
Boone	0	0	0	0	1	215	
Bremer	0	0	0	3	0	106	
Buchanan	0	0	0	0	0	160	
Buena Vista	12	0	0	3	0	107	
Butler	0	0	0	0	0	118	
Calhoun	2	0	0	1	0	103	
Carroll	12	14	2	0	0	131	
Cass	0	101	4	1	0	122	
Cedar	0	1	0	0	0	112	
Cerro Gordo	0	0	0	1	0	699	
Cherokee	30	0	0	0	0	80	
Chickasaw	0	0	0	0	0	119	
Clarke	0	0	19	2	0	33	
Clay	2	0	0	0	0	94	
Clayton	0	0	0	1	0	111	
Clinton	0	3	1	2	1	523	
Crawford	63	25	1	0	0	118	
Dallas	0	0	1	2	0	119	
Davis	0	0	0	44	1	54	
Decatur	0	0	11	6	1	26	
Delaware	0	0	0	1	1	124	
Des Moines	0	1	1	9	689	776	
Dickinson	1	0	0	1	0	78	
Dubuque	2	0	0	3	0	253	
Emmet	0	0	0	1	0	210	
Fayette	0	0	0	2	0	176	

TABLE 22 (continued)
1972 Fall Term Enrollment

Permanent Residence by County of Iowa Residents	MERGED	MERGED	MERGED	MERGED	MERGED	MERGED	State Total
	AREA XII	AREA XIII	AREA XIV	AREA XV	AREA XVI	AREA XVI	
Floyd	0	0	1	3	0	0	164
Franklin	0	0	0	1	0	0	161
Fremont	0	49	0	0	0	0	51
Greene	1	1	0	1	0	0	82
Grundy	0	0	0	0	0	0	95
Guthrie	0	8	3	0	0	0	76
Hamilton	1	0	0	1	0	0	253
Hancock	0	0	1	5	0	0	150
Hardin	0	1	0	3	1	1	269
Harrison	4	159	2	0	0	0	153
Henry	0	0	0	17	3	96	137
Howard	0	0	1	2	0	0	72
Humboldt	1	0	0	0	0	0	156
Ida	69	3	0	0	0	0	91
Iowa	11	7	4	3	14	14	214
Jackson	0	0	0	2	0	0	92
Jasper	0	0	2	11	2	2	185
Jefferson	0	0	0	35	8	8	55
Johnson	4	0	0	3	1	1	368
Jones	0	1	1	0	2	2	147
Keokuk	1	0	0	21	17	17	64
Kossuth	1	0	0	1	2	2	189
Lee	0	1	0	15	448	448	494
Linn	1	0	0	5	3	3	1832
Louisa	0	1	0	0	35	35	82
Lucas	0	0	5	24	0	0	41
Lyon	6	0	0	0	0	0	98
Madison	0	0	12	0	2	2	55
Mahaska	0	0	0	72	0	0	95
Marion	1	0	0	19	0	0	88
Marshall	0	0	0	0	1	1	528
Mills	1	55	1	0	0	0	61
Mitchell	1	0	0	0	0	0	82

TABLE 22 (continued)
1922 Fall Term Enrollment

Permanent Residence by County of Iowa Residents	MERGED						State Total
	AREA XII	AREA XIII	AREA XIV	AREA XV	AREA XVI		
Monona & Monroe	75	11	0	0	0	0	94
Montgomery	0	2	2	60	2	0	68
Muscataine	0	86	8	0	0	0	108
O'Brien	20	0	0	3	1	1	45
Osceola	0	2	0	1	0	0	172
Page	0	1	0	0	0	0	46
Palo Alto	0	256	0	0	0	0	268
Plymouth	4	0	0	1	1	1	19
Pocahontas	105	4	0	1	1	1	109
Polk	0	1	1	0	0	0	139
Pottawattamie	0	2	1	9	3	3	1441
Poweshiek	1	679	3	0	0	0	699
Ringgold	0	2	0	1	0	0	91
Sac	1	0	41	3	0	0	55
Scott	11	3	0	1	0	0	89
Shelby	0	115	0	2	1	1	507
Sioux	6	114	1	0	0	0	134
Story	28	2	0	2	0	0	195
Tama	0	1	0	2	0	0	285
Taylor	0	0	0	0	0	0	207
Union	0	54	28	2	0	0	68
Van Buren	0	2	157	2	2	2	170
Wapellip	0	1	0	37	13	0	60
Warren	0	5	8	228	3	0	263
Washington	0	0	1	1	0	0	76
Wayne	0	0	0	4	6	0	97
Webster	2	0	3	49	0	0	58
Winebago	1	4	0	1	0	0	656
Winneshiek	0	0	0	0	0	0	58
Woodbury	0	0	0	1	0	0	180
Worth	353	6	0	1	0	0	415
Wright	0	0	0	0	0	0	116
	2	0	2	0	0	0	209
TOTALS	838	1795	404	907	1367		

GRADUATES

Table 23 presents information on the number of students graduating from career education and college parallel programs in each area school during the 1973 fiscal year. This table includes information on students completing preparatory career education programs that are intended to prepare students for immediate entry into employment as well as college parallel programs (including each college parallel-career option program approved by the Department of Public Instruction). The great majority of programs reporting graduates are full-time programs of at least one quarter (12 weeks) in length. The students completing programs are identified according to the type of award presented to them upon completion of the program.

Table 24 presents a composite picture of all area school graduates of career education and college parallel programs during fiscal year 1973. This table identifies the total number of students in all area schools completing preparatory career education and college parallel programs.

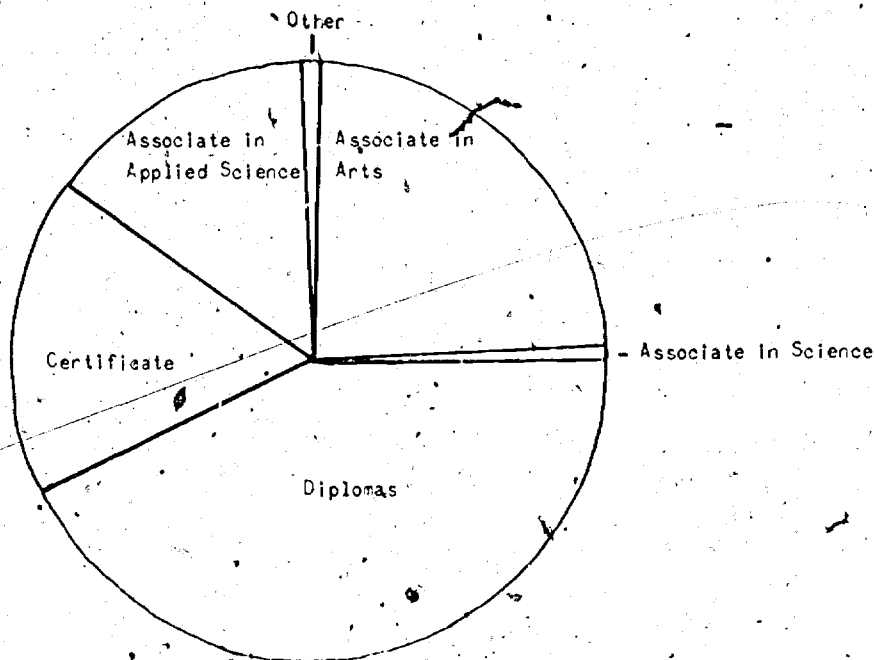


FIGURE 8
DISTRIBUTION OF AWARDS TO GRADUATES OF FULL-TIME
CAREER EDUCATION PROGRAMS

 Figure 8 presents the distribution of awards presented to graduates of preparatory career education and college parallel programs. The most common award presented to graduates of these programs was a diploma.

TABLE 23

AWARDS GRANTED TO STUDENTS COMPLETING AREA SCHOOL PROGRAMS
(College Parallel and Preparatory Career Education Programs)
FISCAL YEAR 1973

This report does not include students completing the many short courses and supplementary career education programs offered by area schools.

Merged Area	Taxonomy Number	State Program Name	Associate in Arts		Associate in Science		Applied Science		Diplomas		Certificates		Other	
			Men	Women	Men	Women	Men	Women	Men	Women	Men	Women	Men	Women
	01-0100-0000	Agricultural Production												
	01-0200-0000	Agricultural Supplies & Services												
	01-0301-0000	Agricultural Power & Machinery												
	04-0800-0000	General Merchandise												
	04-0900-0000	Hardware and Building Materials												
	07-0301-0000	Nursing Associate Degree												
	07-0302-0000	Practical Vocational Nurse (Calmar)												
	07-0302-0000	Practical Vocational Nurse (Dubuque)												
	09-0204-0000	Home Furnishings, Equipment & Services												
	14-0101-0000	Accountants												
	14-0102-0000	Bookkeepers (Calmar)												
	14-0102-0000	Bookkeepers (Dubuque)												
	14-0303-0000	General Office Clerks (Calmar)												
	14-0303-0000	General Office Clerks (Dubuque)												
	14-0702-0000	Secretaries (Calmar)												
	14-0702-0000	Secretaries (Dubuque)												
	16-0106-0300	Structural Technology												
	17-0301-0000	Auto Body Repair												
	17-0302-0000	Auto Mechanics												
	17-1001-0000	Carpentry												
	17-1002-0000	Electrician												
	17-1004-0000	Masonry Construction												
	17-1007-0000	Plumbing and Pipefitting												
	17-2306-0000	Welding and Cutting (Calmar)												
	17-2306-0000	Welding and Cutting (Dubuque)												
	17-2602-0000	Cosmetology												
	17-2902-0000	Cook/Chef (Dubuque)												
	07-0303-0000	Nursing Assistance Aide												
Area Totals			34	8	135	196	2	10	135	196	2	10	135	196
11	18-0400-0000	College Parallel												
	03-0100-0000	Accounting												
	03-1400-0002	Clerical												
	07-0303-0000	Nursing Assistance Aide												
College Parallel - Includes all students completing college parallel curriculums with the exception of students completing college parallel-career option programs who are reported by actual program classification.			1	1										



Merged Area	Taxonomy Number	State Program Name	Associate in Arts		Associate in Science		Associate in Applied Science		Diplomas		Certificates		Other		
			Men	Women	Men	Women	Men	Women	Men	Women	Men	Women	Men	Women	
II	03-3400-0002	Secretarial	-	7	-	-	-	-	-	11	-	-	-	-	
	03-3410-0101	Legal Secretarial (36 wk)	-	-	-	-	-	-	-	2	-	-	-	-	
	03-3410-0102	Legal Secretarial (72 wk)	-	1	-	-	-	-	-	-	-	-	-	-	
	03-3410-0201	Medical Secretarial	-	8	-	-	-	-	-	7	-	-	-	-	
	16-0605-0002	Law Enforcement	2	-	-	-	-	-	-	-	-	-	-	-	
	01-0200-0000	Agricultural Supplies and Services	-	-	-	-	15	-	-	-	-	-	-	-	
	01-0301-0000	Agricultural Power & Machinery	-	-	-	3	-	-	-	-	-	-	-	-	
	04-0801-0000	General Merchandise Specialist	-	-	-	-	8	4	-	-	-	-	-	-	
	07-0301-0000	Nursing Associate Degree	-	-	-	-	1	35	-	-	-	-	-	-	
	07-0302-0000	Practical Vocational Nurse	-	-	-	-	-	-	-	-	38	-	-	-	
	07-0904-0000	Medical Assistant	-	-	-	-	-	-	-	-	-	-	-	-	
	14-0303-0000	General Office Clerks	-	-	-	-	-	-	-	-	12	-	-	-	
	14-0702-0000	Secretaries	-	-	-	-	-	-	-	-	12	-	-	-	
	16-0108-0000	Electronic Technology	-	-	-	-	9	-	-	-	-	-	-	-	
	16-0113-0200	Mech. Tech. Machine & Tool Design	-	-	-	-	10	-	-	-	-	-	-	-	
	17-0100-0000	Air Conditioning	-	-	-	-	12	-	-	-	-	-	-	-	
	17-0302-0000	Auto Mechanics	-	-	-	-	6	-	-	-	-	-	-	-	
Area II Totals			192	3 114	-	-	64	39	-	84	12	37	-		
III	18-0400-0000	College Parallel	69	7 39	-	-	-	-	-	-	-	-	-	-	
	01-0100-0000	Agricultural Production	-	-	-	-	16	-	-	-	-	-	-	-	
	01-0200-0000	Agricultural Supplies & Services	-	-	-	-	12	-	-	1	-	-	-	-	
	01-0301-0000	Agricultural Power & Machinery	-	-	-	-	-	-	14	-	-	-	-	-	
	04-0300-0000	General Merchandise	-	-	-	-	-	-	5	1	-	-	-	-	
	07-0302-0000	Practical Vocational Nurse	-	-	-	-	-	-	-	-	26	-	-	-	
	14-0303-0000	General Office Clerks	-	-	-	-	-	-	1	37	-	-	-	-	
	14-0702-0000	Secretaries	-	-	-	-	-	-	-	-	18	-	-	-	
	17-0301-0000	Auto Body Repair	-	-	-	-	-	-	15	-	-	-	-	-	
	17-0302-0000	Auto Mechanics	-	-	-	-	-	-	13	-	-	-	-	-	
	17-3100-0000	Small Engine Repair	-	-	-	-	-	-	15	-	-	-	-	-	
	Area III Totals			69	7 39	-	-	28	64	82	64	82	-	-	
	IV	01-0100-0000	Agricultural Production	-	-	-	-	-	-	5	2	-	-	-	-
		14-0102-0000	Bookkeepers	-	-	-	-	-	-	2	15	-	-	-	-
		14-0303-0000	General Office Clerks	-	-	-	-	-	-	-	23	-	-	-	-
		14-0702-0000	Secretaries	-	-	-	-	-	-	-	17	1	-	-	-
		16-0113-0200	Mech. Tech., Machine & Tool Design	-	-	-	-	1	5	-	-	-	-	-	-
17-0100-0000		Air Conditioning	-	-	-	-	-	-	16	-	-	-	-	-	
17-0301-0000		Auto Body Repair	-	-	-	-	-	-	12	-	-	-	-	-	

Table 23 (continued)

Merged Area	Taxonomy Number	State Program Name	Associate in Arts		Associate in Science		Associate in Applied Science		Diplomas		Certificates		Other	
			Men	Women	Men	Women	Men	Women	Men	Women	Men	Women	Men	Women
IV	17-0302-0000	Auto Mechanics	-	-	-	-	-	-	12	-	-	-	-	-
	17-1001-0000	Carpentry	-	-	-	-	-	-	12	-	-	-	-	-
	17-1002-0000	Electrician	-	-	-	-	-	-	12	-	-	-	-	-
	17-1007-0000	Plumbing and Pipefitting	-	-	-	-	-	-	7	1	-	-	-	-
	17-1100-0000	Custodial Services	-	-	-	-	-	-	11	-	-	-	-	-
	17-1200-0000	Diesel Mechanic	-	-	-	-	-	-	11	1	-	-	-	-
	17-1303-0000	Mechanical Drafting	-	-	-	-	-	-	5	-	-	-	-	-
	17-1401-0000	Industrial Electrician	-	-	9	-	-	-	-	-	-	-	-	-
	17-1402-0000	Lineman	-	-	-	-	-	-	27	1	-	-	-	-
	17-2306-0000	Welding and Cutting	-	-	-	-	-	-	22	-	-	-	-	-
Area IV Totals			-	-	14	-	-	-	154	5	55	1	-	-
V	18-0400-0000	College Parallel	161	6	99	2	-	-	-	-	-	-	-	-
	14-0601-0000	Educational Assistant	-	-	-	-	-	-	-	-	-	-	-	-
	16-0605-0002	Law Enforcement	5	1	-	-	-	-	-	-	-	-	-	-
	01-0201-0000	Agricultural Supplies & Service	-	-	-	-	-	-	-	-	-	10	2	-
	01-0301-0000	Agricultural Power & Machinery	-	-	-	-	-	-	-	-	-	17	-	-
	04-0200-0000	Apparel and Accessories	-	-	-	-	-	-	-	-	16	-	-	-
	04-0600-0000	Food Distribution	-	-	-	-	-	-	14	-	-	-	-	-
	04-0801-0000	General Merchandise	-	-	-	-	-	-	13	-	-	-	-	-
	07-0101-0000	Dental Assisting	-	-	-	-	-	-	-	-	-	-	19	-
	07-0301-0000	Nursing Associate Degree	-	-	-	-	-	-	20	-	-	-	-	-
	07-0302-0000	Practical Vocational Nurse	-	-	-	-	-	-	-	-	-	28	1	-
	07-0904-0000	Medical Assistant	-	-	-	-	-	-	-	-	-	20	-	-
	14-0303-0000	General Office Clerks (Ft. Dodge)	-	-	-	-	-	-	-	-	-	15	-	-
	14-0303-0000	General Office Clerks (Webster City)	-	-	-	-	-	-	-	-	-	12	-	-
	14-0303-0000	General Office Clerks (Eagle Grove)	-	-	-	-	-	-	-	-	-	17	-	-
	14-0701-0000	Executive Secretary	-	-	-	-	-	-	-	-	-	51	-	-
	14-0702-0000	Secretaries (Webster City)	-	-	-	-	-	-	-	-	-	4	1	-
	16-0108-0000	Electronic Technology	-	-	-	-	-	-	12	-	-	-	-	-
	17-0302-0000	Auto Mechanics	-	-	-	-	-	-	17	-	-	-	-	-
	17-0302-0100	Service Station Mechanic	-	-	-	-	-	-	-	-	-	8	-	-
17-1303-0000	Mechanical Drafting	-	-	-	-	-	-	-	-	-	10	-	-	
17-1599-0000	Radio and TV Broadcasting	-	-	-	-	-	-	3	1	-	-	-	-	
17-2302-0000	Machine Shop	-	-	-	-	-	-	-	-	-	8	-	-	
Area V Totals			166	6	102	2	-	59	1	36	-	53	2	146

Table 23 (continued)

Merged Area	Taxonomy Number	State Program Name	Associate in Arts		Associate in Science		Associate in Applied Science		Diplomas		Certificates		Other	
			Men	Women	Men	Women	Men	Women	Men	Women	Men	Women	Men	Women
VI	18-0400-0000	College Parallel	158	12	14	1	6	1	7	1	2	5		
	03-0100-0000	Accounting	11	1	2									
	03-3400-0001	Secretarial (Marshalltown) (36 wks)										8		
	03-3400-0002	Secretarial (Marshalltown) (72 wks)		5				5						
	05-0403-0000	Journalism	2											
	03-3400-0001	Secretarial (Iowa Falls) (36 wks)											17	
	09-0201-0100	Human Serv.-Inst. Child Care (Ia. Falls)								0		5	11	
	01-0101-0600	Animal Science-Prod. Mgmt. (Iowa Falls)			9									
	04-0200-0000	Apparel and Accessories (Iowa Falls)				18								
	04-0801-0000	General Merchandise (Iowa Falls)			14									
	04-1600-0000	Petroleum (Iowa Falls)			1									
	07-0101-0000	Dental Assisting											16	4
	07-0302-0000	Practical Vocational Nurse											29	
	14-0303-0000	General Office Clerks (Iowa Falls)												16
	14-0702-0000	Secretaries (Iowa Falls)												8
	16-0108-0000	Electronic Technology						5						
	16-0113-0200	Mech. Tech., Machine & Tool Design						8						
	17-0302-0000	Auto Mechanics								12				
	17-1503-0000	Radio/Television								6				
	17-2302-0000	Machine Shop								3				
	17-2307-0000	Tool & Die Making								4				
	07-0303-0000	Nursing Assistance Aide												18
		Area VI Totals	171	13	119	40	1	24	20	5	26	250	23	195
VII	01-0101-0600	Animal Science-Production Management							31	1				
	01-0301-0000	Agricultural Power & Machinery									11			
	01-0506-0000	Turf Management							16					2
	04-0310-0000	Partsmen									4			
	07-0101-0000	Dental Assisting										13		
	07-0203-0000	Medical Laboratory Assisting										23		
	07-0302-0000	Practical Vocational Nurse										94	1	
	09-0202-0000	Clothing Mgmt., Production & Service												13
	09-0204-0000	Home Furn., Equipment & Services												17
	14-0303-0000	General Office Clerks												
	14-0303-0100	Medical Office Clerks											18	
	16-0106-0300	Structural Technology								6				2
	16-0108-0000	Electronic Technology								20				
	16-0113-0200	Mech. Tech., Machine & Tool Design												11

Merged Area	Taxonomy Number	State Program Name	Associate in Arts		Associate in Science		Associate in Applied Science		Diplomas		Certificates		Other										
			Men	Women	Men	Women	Men	Women	Men	Women	Men	Women	Men	Women									
VII	16-0605-0000	Police Science Technology	-	-	-	-	32	-	-	-	-	-	-	-									
	17-0301-0000	Auto Body Repair	-	-	-	-	-	21	-	-	-	-	-	-									
	17-0302-0000	Auto Mechanics	-	-	-	-	-	35	-	-	-	-	-	-									
	17-0401-0000	Aircraft Maintenance	-	-	-	-	-	5	-	-	-	-	-	-									
	17-0700-0000	Commercial Art Occupations	-	-	-	-	10	14	-	-	-	-	-	-									
	17-0900-0000	Commercial Photography	-	-	-	-	16	2	3	-	-	-	-	2									
	17-1200-0000	Diesel Mechanic	-	-	-	-	-	-	-	9	-	-	-	-									
	17-1301-0000	Architectural Drafting	-	-	-	-	-	-	-	13	-	-	-	-									
	17-1303-0000	Mechanical Drafting	-	-	-	-	-	-	-	9	-	-	-	-									
	17-1503-0000	Radio/Television	-	-	-	-	-	-	-	18	-	-	-	-									
	17-2302-0000	Machine Shop	-	-	-	-	-	-	-	9	-	-	-	-									
	17-2303-0000	Machine Operator	-	-	-	-	-	-	-	5	-	-	-	1									
	17-2304-0000	Machine Tool Maintenance	-	-	-	-	-	-	-	15	-	-	-	-									
	17-2306-0000	Welding and Cutting	-	-	-	-	-	-	-	46	1	-	-	2									
	17-2307-0000	Tool and Die Making	-	-	-	-	-	-	-	6	-	-	-	1									
	17-0100-0000	Air Conditioning, MDTA	-	-	-	-	-	-	-	12	-	-	-	1									
	14-0303-0000	General Office Clerks, MDTA	-	-	-	-	-	-	-	-	-	-	-	43									
	17-1100-0000	Custodial Services, MDTA	-	-	-	-	-	-	-	-	-	-	-	2									
	07-0303-0000	Nursing Assistance Aide	-	-	-	-	-	-	-	-	-	-	-	24									
	Area VII Totals																						
			81	2	52	3	32	3	17	-	5	2	142	2	48	222	149	1	10	108	11		
IX	18-0400-0000	College Parallel	-	-	-	-	-	-	-	-	-	-	-	-	-	-	-	-	-	-	-	-	
	03-1400-0001	Clerical (Clinton)	-	-	-	-	-	-	-	-	-	-	-	-	-	-	-	-	-	-	-	-	
	03-3400-0002	Secretarial (Clinton)	-	-	-	-	-	-	-	-	-	-	-	-	-	-	-	-	-	-	-	-	
	16-0605-0002	Law Enforcement (Clinton)	1	1	-	-	-	-	-	-	-	-	-	-	-	-	-	-	-	-	-	-	
	03-3400-0002	Secretarial (Muscatine)	-	-	-	-	-	-	-	-	-	-	-	-	-	-	-	-	-	-	-	-	
	16-0605-0002	Law Enforcement (Muscatine)	15	-	-	-	-	-	-	-	5	-	4	-	-	-	-	-	-	-	-	-	
	01-0100-0000	Agricultural Production (Muscatine)	-	-	-	-	-	-	-	-	14	6	-	-	-	-	-	-	-	-	-	-	
	01-0200-0000	Agri. Supplies & Services (Muscatine)	-	-	-	-	-	-	-	-	9	2	-	-	-	-	-	-	-	-	-	-	-
	07-0203-0000	Medical Laboratory Assisting	-	-	-	-	-	-	-	-	-	-	-	-	-	-	-	-	-	-	-	-	-
	07-0301-0000	Nursing Associate Degree (Clinton)	-	-	-	-	-	-	-	-	1	14	1	-	-	-	-	-	-	-	-	-	-
	07-0302-0000	Practical Vocational Nurse	-	-	-	-	-	-	-	-	-	-	-	-	-	-	-	-	-	-	-	-	-
	07-0302-0000	Practical Vocational Nurse (Clinton)	-	-	-	-	-	-	-	-	-	-	-	-	-	-	-	-	-	-	-	-	-
	07-0305-0000	Surgical Technician O.R.T.	-	-	-	-	-	-	-	-	-	-	-	-	-	-	-	-	-	-	-	-	-
	09-0204-0000	Home Furnishings, Equipment & Services	-	-	-	-	-	-	-	-	-	-	-	-	-	-	-	-	-	-	-	-	-
	14-0203-0000	Programmers	-	-	-	-	-	-	-	-	24	12	-	-	-	-	-	-	-	-	-	-	-
14-0303-0000	General Office Clerks	-	-	-	-	-	-	-	-	-	-	-	-	-	-	-	-	-	-	-	-	-	
14-0702-0000	Secretaries	-	-	-	-	-	-	-	-	-	-	-	-	-	-	-	-	-	-	-	-	-	
23-0024-0000	Remediation (Industrial Elect.) (Muscatine)	-	-	-	-	-	-	-	-	-	-	-	-	-	-	-	-	-	-	-	-	-	
Area IX Totals																							
			81	2	52	3	32	3	17	-	5	2	142	2	48	222	149	1	10	108	11		

Table 23 (continued)

Merged Area	Taxonomy Number	State Program Name	Associate in Arts		Associate in Science		Associate in Applied Science		Diplomas		Certificates		Other												
			Men	Women	Men	Women	Men	Women	Men	Women	Men	Women	Men	Women											
IX	16-0108-0000	Electronic Technology	-	-	-	-	8	-	-	-	-	-	-	-											
	16-0108-0000	Electronic Technology (Clinton)	-	-	-	-	6	4	-	-	-	-	-	-											
	16-0113-9900	Mech. Tech., Design & Production	-	-	-	-	4	-	-	-	-	-	-	-											
	17-0100-0000	Air Conditioning	-	-	-	-	-	-	23	1	-	-	-	-											
	17-0301-0000	Auto Body Repair	-	-	-	-	-	-	21	3	-	-	-	-											
	17-0302-0000	Auto Mechanics	-	-	-	-	-	-	27	1	-	-	-	-											
	17-1301-0000	Architectural Drafting (Clinton)	-	-	-	-	13	1	-	-	-	-	-	-											
	17-1503-0000	Mechanical Drafting	-	-	-	-	-	-	14	-	-	-	-	-											
	17-3100-0000	Small Engine Repair	-	-	-	-	-	-	32	10	-	-	-	-											
	16-0605-0000	Law Enforcement, MDTA	-	-	-	-	-	-	29	-	-	-	-	-											
	07-0303-0000	Nursing Assistance Aide (Davenport)	-	-	-	-	-	-	-	-	-	-	43	4											
	07-0303-0000	Nursing Assistance Aide (Clinton)	-	-	-	-	-	-	-	-	-	-	34	4											
	Area IX Totals			97	53	56	3	32	3	17	89	13	33	1	155	15	70	6	26	77	8				
X	18-0400-0000	College Parallel	90	1	43	2	22	1	4	-	-	-	-	-	-	-	-	-	-	-	-	-	-	-	
	14-0601-0000	Educational Assistant	-	-	5	-	-	-	-	-	-	-	-	-	-	-	-	-	-	-	-	-	-	-	
	16-0605-0002	Law Enforcement	9	-	-	-	-	-	-	-	-	-	-	-	-	-	-	-	-	-	-	-	-	-	
	20-0405-0000	Library Assistant	-	-	3	-	-	-	-	-	-	-	-	-	-	-	-	-	-	-	-	-	-	-	
	01-0100-0000	Agricultural Production	-	-	-	-	-	-	-	9	1	-	-	-	-	-	-	-	-	-	-	-	-	-	
	01-0200-0000	Agricultural Supplies & Services	-	-	-	-	-	-	6	-	-	-	-	-	-	-	-	-	-	-	-	-	-	-	
	01-0301-0000	Agricultural Power & Machinery	-	-	-	-	-	-	16	-	-	-	-	-	-	-	-	-	-	-	-	-	-	-	
	01-0502-0000	Floriculture	-	-	-	-	-	-	-	-	-	-	-	-	5	19	-	-	-	-	-	-	-	-	
	01-0506-0000	Turf Management	-	-	-	-	-	-	3	-	-	-	-	-	-	-	-	-	-	-	-	-	-	-	
	01-0511-0000	Landscape, Nursery & Garden Center	-	-	-	-	-	-	11	1	-	-	-	-	-	-	-	-	-	-	-	-	-	-	
	01-0600-0000	Agricultural Resources	-	-	-	-	-	-	22	-	-	-	-	-	-	-	-	-	-	-	-	-	-	-	
	04-0200-0000	Apparel and Accessories	-	-	-	-	-	-	-	-	14	-	-	-	-	-	-	-	-	-	-	-	-	-	
	04-0600-0000	Food Distribution	-	-	-	-	-	-	8	-	-	-	-	-	-	-	-	-	-	-	-	-	-	-	
	04-0801-0000	General Merchandise Specialist	-	-	-	-	-	-	6	1	-	-	-	-	-	-	-	-	-	-	-	-	-	-	
	07-0101-0000	Dental Assisting	-	-	-	-	-	-	-	-	-	-	-	-	-	-	-	-	-	-	-	-	-	-	-
	07-0103-0000	Dental Laboratory Technology	-	-	-	-	-	-	7	3	-	-	-	-	-	-	-	-	-	-	-	-	-	-	-
	07-0301-0000	Nursing Associate Degree	-	-	-	-	-	-	-	-	20	-	-	-	-	-	-	-	-	-	-	-	-	-	-
	07-0302-0000	Practical Vocational Nurse	-	-	-	-	-	-	-	-	-	-	-	-	-	-	-	-	-	-	-	-	-	-	-
	07-0401-0000	Occupational Therapy Assistant	-	-	-	-	-	-	-	-	-	-	-	-	-	-	-	-	-	-	-	-	-	-	-
	07-0701-0000	Environmental Health Assistant	-	-	-	-	-	-	-	-	2	13	-	-	-	-	-	-	-	-	-	-	-	-	-
	07-0904-0000	Medical Assistant	-	-	-	-	-	-	-	-	9	6	-	-	-	-	-	-	-	-	-	-	-	-	-
	07-0910-0000	Orthopedic Assisting	-	-	-	-	-	-	-	-	6	2	-	-	-	-	-	-	-	-	-	-	-	-	-
	14-0101-0000	Accountants	-	-	-	-	-	-	5	6	-	-	-	-	-	-	-	-	-	-	-	-	-	-	-



Merged Area	Taxonomy Number	State Program Name	Associate in Arts		Associate in Science		Associate in Applied Science		Diplomas		Certificates		Other		
			Men	Women	Men	Women	Men	Women	Men	Women	Men	Women	Men	Women	
X	14-0102-0000	Bookkeepers	-	-	-	-	-	-	3	10	-	-	-	-	
	14-0201-0000	Computer and Console Operators	-	-	-	-	-	-	-	-	2	4	-	-	
	14-0202-0100	Keypunch & Coding Equipment Operators	-	-	-	-	-	-	-	-	-	-	-	-	
	14-0203-0000	Programmers	-	-	1	-	-	-	8	17	-	-	-	-	
	14-0303-0000	General Office-Clerks	-	-	-	-	-	-	-	18	-	-	-	-	
	14-0701-0000	Executive Secretary	-	-	-	-	11	-	-	-	-	-	-	-	
	14-0702-0000	Secretaries	-	-	-	-	-	-	-	32	-	-	-	-	
	14-0702-0100	Medical Secretaries	-	-	-	-	-	-	-	15	1	-	-	-	
	14-0702-0200	Legal Secretaries	-	-	-	-	-	-	-	13	-	-	-	-	
	16-0108-0000	Electronic Technology	-	-	-	-	10	-	-	-	-	-	-	-	
	16-0108-0100	Electronic Communications Technology	-	-	-	-	-	14	-	-	-	-	-	-	
	16-0113-0200	Mech. Tech., Machine & Tool Design	-	-	-	-	10	-	-	-	-	-	-	-	
	17-0301-0000	Auto Body Repair	-	-	-	-	-	26	-	-	-	-	-	-	
	17-0302-0000	Auto Mechanics	-	-	-	-	-	19	-	-	-	-	-	-	
	17-1301-0000	Architectural Drafting	-	-	-	-	-	11	2	-	-	-	-	-	
	17-1303-0000	Mechanical Drafting	-	-	-	-	-	5	-	-	-	-	-	-	
	17-1900-0000	Graphic Arts Occupations	-	-	-	-	-	9	7	-	-	-	-	-	
	17-2302-0000	Machine Shop	-	-	-	-	-	23	-	-	-	-	-	-	
	17-2306-0000	Welding and Cutting	-	-	-	-	-	-	-	-	8	-	-	75	
	17-2902-0000	Cook/Chef	-	-	-	-	-	3	8	-	-	-	-	-	
		Area X Totals	99	51	2	22	1	4	120	356	137	1	10	18	75
XI	18-0400-0000	College Parallel	71	66	-	-	-	-	-	-	-	-	-	-	-
	14-0601-0000	Educational Assistant	7	29	-	-	-	-	-	-	-	-	-	-	-
	16-0605-0001	Law Enforcement	23	1	-	-	-	-	-	-	-	-	-	-	-
	01-0200-0000	Agricultural Supplies & Services	-	-	-	-	-	-	22	-	-	-	-	-	-
	01-0511-0000	Landscape, Nursery & Garden Center	-	-	-	-	-	-	8	-	-	-	-	-	-
	04-0200-0000	Apparel and Accessories	-	-	-	-	-	-	7	3	-	-	-	-	-
	04-0310-0000	Partisan	-	-	-	-	-	-	12	-	-	-	-	-	-
	04-0801-0000	General Merchandise Specialist	-	-	-	-	8	-	-	-	-	-	-	-	-
	04-1200-0000	Industrial Marketing	-	-	-	-	11	-	-	-	-	-	-	-	-
	07-0101-0000	Dental Assisting	-	-	-	-	-	-	-	33	-	-	-	-	-
	07-0203-0000	Medical Laboratory Assisting	-	-	-	-	-	-	1	19	-	-	-	-	-
	07-0302-0000	Practical Vocational Nurse	-	-	-	-	-	-	2	165	-	-	-	-	-
	07-0305-0000	Surgical Technician O.R.T.	-	-	-	-	-	-	-	16	-	-	-	-	-
	07-0900-0000	Health Care Facility Administration	3	-	-	-	-	-	-	-	-	-	-	-	-
	07-0904-0000	Medical Assistant	-	-	-	-	-	-	-	23	-	-	-	-	-
	09-0201-0000	Care and Guidance of Children	-	-	-	-	-	-	-	22	-	-	-	-	-
	07-3400-0000	Secretarial (Boone)	-	-	-	-	-	-	-	3	-	-	-	-	-



Merged Area	Taxonomy Number	State Program Name	Associate in Arts		Associate in Science		Associate in Applied Science		Diplomas		Certificates		Other	
			Men	Women	Men	Women	Men	Women	Men	Women	Men	Women	Men	Women
XI	14-0101-0000	Accountants	-	-	-	-	8	1	-	-	-	-	-	-
	14-0102-0000	Bookkeepers	-	-	-	-	-	-	9	10	-	-	-	-
	14-0201-0000	Computer and Console Operators	-	-	-	-	12	7	14	6	-	-	-	-
	14-0203-0000	Programmers	-	-	-	-	-	-	-	-	-	-	-	-
	14-0303-0000	General Office Clerks	-	-	-	-	-	-	-	20	-	-	-	-
	14-0701-0000	Executive Secretary	-	-	-	-	-	3	-	-	-	-	-	-
	14-0702-0000	Secretaries	-	-	-	-	-	-	-	27	-	-	-	-
	16-0108-0000	Electronic Technology	-	-	-	-	16	-	-	-	-	-	-	-
	16-0504-0000	Food Service Supervisor	-	-	-	-	4	6	-	-	-	-	-	-
	17-0100-0000	Air Conditioning	-	-	-	-	-	-	23	-	-	-	-	-
	17-0302-0000	Auto Mechanics	-	-	-	-	-	-	27	-	-	-	-	-
	17-0700-0000	Commercial Art Occupations	-	-	-	-	-	-	10	8	-	-	-	-
	17-1001-0000	Carpentry	-	-	-	-	-	-	20	-	-	-	-	-
	17-1200-0000	Diesel Mechanic	-	-	-	-	-	-	35	-	-	-	-	-
	17-1301-0000	Architectural Drafting	-	-	-	-	-	-	18	2	-	-	-	-
	17-1303-0000	Mechanical Drafting	-	-	-	-	-	-	9	2	-	-	-	-
	17-1502-0200	Industrial Electronics	-	-	-	-	-	-	16	-	-	-	-	-
	17-1900-0000	Graphic Arts Occupations	-	-	-	-	-	-	12	3	-	-	-	-
	17-2303-0000	Machine Operator	-	-	-	-	-	-	11	-	-	-	-	-
	17-2306-0000	Welding and Cutting	-	-	-	-	-	-	25	-	-	-	-	-
	17-2307-0000	Tool and Die Making	-	-	-	-	-	-	11	-	-	-	-	-
	17-2902-0000	Cook/Chef	-	-	-	-	-	-	3	2	-	-	-	-
		Area XI Totals	104	96	-	-	59	17	295	364	-	-	-	-
XII	17-1100-0000	Custodial Services (SN)	-	-	-	-	-	-	-	-	7	-	-	1
	01-0101-0600	Animal Science-Production Management	-	-	-	-	-	-	21	6	-	-	-	-
	01-0301-0000	Agricultural Power & Machinery	-	-	-	-	-	-	17	-	-	-	-	-
	07-0101-0000	Dental Assisting	-	-	-	-	-	-	-	8	3	-	-	-
	07-0302-0000	Practical Vocational Nurse	-	-	-	-	-	-	1	40	-	-	-	-
	07-0302-0000	Practical Vocational Nurse (Cherokee)	-	-	-	-	-	-	-	20	-	-	-	-
	14-0102-0000	Bookkeepers	-	-	-	-	-	-	5	1	3	1	-	-
	14-0203-0000	Programmers	-	-	-	-	-	-	-	-	16	3	2	-
	14-0204-0000	Systems Analyst	-	-	-	-	3	1	3	-	-	-	-	-
	14-0303-0000	General Office Clerks	-	-	-	-	-	-	-	-	-	24	-	-
	14-0702-0000	Secretaries	-	-	-	-	-	-	-	40	2	-	-	2
	14-0702-0100	Medical Secretaries	-	-	-	-	-	-	-	19	1	-	-	-
	16-0108-0000	Electronic Technology	-	-	-	-	-	-	14	-	-	-	-	-
	16-0113-0200	Mech. Tech., Machine & Tool Design	-	-	-	-	-	-	8	1	-	-	-	-

b1e 28 (continued)

Merged Area	Taxonomy Number	State Program Name	Associate in Arts		Associate in Science		Associate in Applied Science		Diplomas		Certificates		Other		
			Men	Women	Men	Women	Men	Women	Men	Women	Men	Women	Men	Women	
XII	16-0605-0000	Police Science Technology					11								
	17-0100-0000	Air Conditioning							13	3					
	17-0301-0000	Auto Body Repair							11	2					
	17-0302-0000	Auto Mechanics							16	5			2		
	17-0600-0000	Business Machine Maintenance									10	2		1	
	17-1001-0000	Carpentry (Ida Grove)							15						
	17-1007-0000	Plumbing and Pipefitting (Denison)							3						
	17-1303-0000	Mechanical Drafting							12					1	
	17-1501-0000	Electronic Communications							17	1					
	17-1503-0000	Radio/Television							12	1					
	17-2101-0100	Band & Orchestra Repair							6	7	1				
	17-2101-0200	Piano Tuner							4	4					
	17-2303-0000	Machine Operator							5	1					
	17-2306-0000	Welding and Cutting										12	1		
	17-2903-0000	Meat Cutter										21	6		
	17-2302-0000	Exploratory Industrial Education (SN)										1			
	17-1003-0200	Truck Driver										79	19	2	
	07-0303-0000	Nursing Assistance Aide										20	2	160	
		Area XII Totals					36	2	4	158	31	14	166	33	191
XIII	18-0400-0000	College Parallel	68	2	44	13	1								
	03-3400-0001	Secretarial (Clarinda) (36 wks)													
	03-3400-0002	Secretarial (Clarinda) (72 wks)													
	15-1305-0000	Community Service Associate	3	5											
	16-0605-0002	Law Enforcement	6	1											
	17-1900-0000	Graphic Arts Occupations (SN)													
	17-2306-0000	Welding and Cutting (SN)													
	01-0100-0000	Agricultural Production													
	01-0301-0000	Agricultural Power & Machinery													
	04-0310-0000	Partisan													
	07-0101-0000	Dental Assisting													
	07-0301-0000	Nursing Associate Degree						1						16	
	07-0302-0000	Practical Vocational Nurse (Co. Bluffs)												1	
	07-0302-0000	Practical Vocational Nurse (Clarinda)												22	
	07-0302-0000	Practical Vocational Nurse (Harlan)												20	
	07-0302-0000	Practical Vocational Nurse (Atlantic)												22	
	07-0305-0000	Surgical Technician O.R.T.												17	
	07-0904-0000	Medical Assistant												18	

Merged Area	Taxonomy Number	State Program Name	Associate in Arts		Associate in Science		Applied Science		Diplomas		Certificates		Other	
			Men	Women	Men	Women	Men	Women	Men	Women	Men	Women	Men	Women
XIII	09-0201-0000	Care and Guidance of Children	-	-	-	-	-	-	-	-	-	-	-	-
	14-0203-0000	Programmers	-	-	-	-	7	2	1	-	-	-	-	-
	14-0303-0000	General Office Clerks	-	-	-	-	-	-	1	13	-	-	2	-
	14-0702-0000	Secretaries	-	-	-	-	19	1	-	23	1	-	1	-
	16-0108-0000	Electronic Technology	-	-	-	-	9	-	-	-	-	-	-	-
	16-0113-9900	Mech. Tech., Design & Prod. (Clarinda)	-	-	-	-	-	-	18	-	-	-	-	-
	17-0302-0000	Auto Mechanics	-	-	-	-	17	5	-	-	-	-	4	-
	17-0401-0000	Aircraft Maintenance	-	-	-	-	-	-	-	2	3	-	-	-
	17-1900-0000	Graphic Arts Occupations	-	-	-	-	-	-	4	-	-	-	2	-
	17-2302-0000	Machine Shop	-	-	-	-	-	-	3	-	-	-	1	-
	17-2303-0000	Machine Operator	-	-	-	-	-	-	5	-	-	-	4	-
	17-2306-0000	Welding and Cutting	-	-	-	-	-	-	8	-	-	-	1	-
	17-2307-0000	Tool and Die Making	-	-	-	-	-	-	-	6	1	-	-	3
	14-0901-0000	Secretarial Cluster (MDTA)	-	-	-	-	-	-	-	-	-	-	-	-
Area XIII Totals			77	2 50	13	1	53	6 27	58	2 87	5	18	3 7	-
XIV	18-0400-0000	College Parallel	37	2 26	-	-	-	-	-	-	-	-	-	-
	03-0100-0000	Accounting	-	-	-	1	-	-	-	-	-	-	-	-
	07-0502-0000	Practical Vocational Nurse	-	-	-	-	-	-	-	-	-	1	16	-
	14-0303-0000	General Office Clerks	-	-	-	-	-	-	-	-	-	-	8	-
	14-0702-0000	Secretaries	-	-	-	-	-	-	-	-	-	-	12	-
	16-0108-0000	Electronic Technology	-	-	-	-	10	-	-	-	-	-	-	-
	16-0699-0000	Educational Media Technician	-	-	-	-	1	6	-	-	-	-	-	-
	17-0301-0000	Auto Body Repair	-	-	-	-	-	-	-	-	-	10	3	-
	17-0302-0000	Auto Mechanics	-	-	-	-	-	-	-	-	-	25	1	-
	17-1001-0000	Carpentry	-	-	-	-	-	-	-	-	-	5	-	-
	17-1304-0000	Structural Drafting	-	-	-	-	-	-	-	-	-	7	1	-
	17-2306-0000	Welding and Cutting	-	-	-	-	-	-	-	-	-	4	2	-
Area XIV Totals			57	2 26	-	1	10	1 6	-	-	-	52	7 36	-
XV	18-0400-0000	College Parallel	49	18 35	2 14	1	-	-	1	-	-	-	-	1
	14-0303-0000	General Office Clerks (SN)	-	-	-	-	-	-	-	2	-	-	-	-
	17-0200-0000	Appliance Repair (SN)	-	-	-	-	-	-	19	-	-	-	-	-
	17-2303-0000	Machine Operator (SN)	-	-	-	-	-	-	9	-	-	-	-	-
	01-0100-0000	Agricultural Production	-	-	-	-	6	-	-	-	-	-	-	-
	01-0301-0000	Agricultural Power & Machinery	-	-	-	-	14	-	-	-	-	-	-	-
	07-0301-0000	Nursing Associate Degree	-	-	3	25	-	-	-	-	-	-	-	-
	07-0302-0000	Practical Vocational Nurse (Ottumwa)	-	-	-	-	-	-	-	27	-	-	-	-

Merged Area	Taxonomy Number	State Program Name	Associate in Arts		Associate in Science		Associate in Applied Science		Diplomas		Certificates		Other												
			Men	Women	Men	Women	Men	Women	Men	Women	Men	Women	Men	Women											
XV	07-0302-0000	Practical Vocational Nurse (Centerville)	-	-	-	-	-	-	1	1	-	-	-	-											
	14-0202-0100	Keypunch & Coding Equipment Operators	-	-	-	-	-	-	-	13	-	-	-	-											
	14-0203-0000	Programmers	-	-	-	-	-	-	5	4	-	-	-	-											
	14-0204-0000	Systems Analyst	-	-	-	-	-	8	1	-	-	-	-	-											
	14-0303-0000	General Office Clerks	-	-	-	-	-	-	-	-	3	-	-	-											
	14-0702-0000	Secretaries	-	-	-	-	-	-	-	-	-	-	-	-											
	16-0108-0000	Electronic Technology	-	-	-	-	-	-	-	-	1	-	-	-											
	17-0301-0000	Auto Body Repair	-	-	-	-	15	1	-	-	-	-	-	-											
	17-0302-0000	Auto Mechanics (Ottumwa)	-	-	-	-	1	2	-	17	1	-	-	-											
	17-0302-0000	Auto Mechanics (Centerville)	-	-	-	-	15	-	-	6	1	-	-	-											
	17-0403-0000	Aviation Ground Operations	9	1	-	-	-	-	-	-	-	-	-	-											
	17-1001-0000	Carpentry (Centerville)	-	-	-	-	-	-	-	-	-	-	12	-											
	17-1303-0000	Mechanical Drafting (Centerville)	-	-	-	-	-	-	-	3	1	-	-	-											
	17-1502-0100	Electronic Computer Maintenance	-	-	-	-	30	1	-	-	-	3	-	-											
	17-1900-0000	Graphic Arts Occupations	-	-	-	-	2	-	-	2	-	-	-	-											
	17-2306-0000	Welding and Cutting	-	-	-	-	-	-	-	20	-	-	-	-											
	17-2902-0000	Cook/Chef	-	-	-	-	-	-	-	13	1	7	-	-											
		Area XV Totals	58	18	36	2	17	1	25	91	4	2	105	8106	7	4	3	12	1						
XVI	18-0400-0000	College Parallel	78	8	71	5	30	1	17	2	-	-	-	-	-	-	-	-	-						
	16-0605-0002	Law Enforcement	4	2	2	-	-	-	-	-	-	-	-	-	-	-	-	-	-						
	17-0302-0000	Auto Mechanics (SN)(Fort Madison)	-	-	-	-	-	-	-	-	-	8	-	-	-	-	-	-	-						
	17-1001-0000	Carpentry (SN)(Fort Madison)	-	-	-	-	-	-	-	-	5	-	-	-	-	-	-	-	-						
	17-2902-0000	Cook/Chef (SN)(Fort Madison)	-	-	-	-	-	-	-	-	6	-	-	-	-	-	-	-	-						
	07-0203-0000	Medical Lab. Assisting (Mt. Pleasant)	-	-	-	-	-	-	-	-	-	-	14	-	-	-	-	-	-						
	07-0301-0000	Nursing Associate Degree (Keokuk)	-	-	-	-	-	2	1	16	4	-	-	-	-	-	-	-	-						
	07-0302-0000	Practical Vocational Nurse	-	-	-	-	-	-	-	-	-	27	4	-	-	-	-	-	-						
	07-0904-0000	Medical Assistant (Mt. Pleasant)	-	-	-	-	-	-	-	-	-	-	17	1	-	-	-	-	-						
	14-0303-0000	General Office Clerks (Keokuk)	-	-	-	-	-	-	-	-	-	-	-	-	-	-	-	-	1						
	14-0702-0000	Secretaries (Burlington)	-	-	-	-	-	-	-	-	-	-	12	-	-	-	-	-	-						
	14-0702-0000	Secretaries (Keokuk)	-	-	-	-	-	-	-	-	2	1	-	-	-	-	-	-	1						
	16-0108-0000	Electronic Technology	-	-	-	-	-	4	-	-	-	-	-	-	-	-	-	-	1						
	16-0113-0200	Mech. Tech., Machine & Tool Design	-	-	-	-	-	9	-	-	-	-	-	-	-	-	-	-	-						
	16-0113-0300	Mechanical Technology Production	-	-	-	-	-	2	-	-	-	-	-	-	-	-	-	-	-						
	17-0301-0000	Auto Body Repair	-	-	-	-	-	-	-	-	-	14	-	-	-	-	-	-	-						
	17-0302-0000	Auto Mechanics	-	-	-	-	-	6	3	-	-	-	-	-	-	-	-	-	-						
	17-2302-0000	Machine Shop	-	-	-	-	-	1	-	-	-	-	-	-	-	-	-	-	-						
	17-2306-0000	Welding and Cutting	-	-	-	-	-	-	-	-	-	9	-	-	-	-	-	-	-						
		Area XVI Totals	82	10	73	5	30	1	17	2	24	4	18	5	49	70	5	1	6						
		GRAND TOTALS	1118	65	730	14	154	7	89	2	845	36	299	6	1558	64	1660	42	384	45	953	17	106	1	9



GRADUATES OF AREA SCHOOL PROGRAMS
Preparatory Career Education Programs
Fiscal Year 1973

Taxonomy Number	State Program Name	Area	Associate in Arts		Associate in Science		Associate in Applied Science		Diplomas		Certificates		Other	
			Men	Women	Men	Women	Men	Women	Men	Women	Men	Women	Men	Women
01-0100-0000	Agricultural Production	I	-	-	-	-	10	-	-	1	-	-	-	-
		III	-	-	-	-	16	-	-	-	-	-	-	-
		IV	-	-	-	-	-	-	5	2	-	-	-	-
		IX-Mus.	-	-	-	-	14	6	-	-	-	-	-	-
		X	-	-	-	-	9	1	-	-	-	-	-	-
		XV	-	-	-	-	-	-	5	-	-	-	-	-
TOTALS					55	6	1	11	2	-	-	-	-	
01-0101-0000	Animal Science-Production Management	VI-la.F.	-	-	9	-	-	-	-	-	-	-	-	-
		VII	-	-	-	-	31	1	-	-	-	-	-	-
		XII	-	-	-	-	-	-	21	6	-	-	-	-
		TOTALS			9		31	1	21	6				
01-0200-0000	Agricultural Supplies & Services	I	-	-	-	-	11	-	-	-	-	-	-	-
		II	-	-	-	-	15	-	-	-	-	-	-	-
		III	-	-	-	-	12	-	1	-	-	-	-	-
		V	-	-	-	-	-	-	-	-	10	2	-	-
		IX-Mus.	-	-	-	-	9	2	-	-	-	-	-	-
		X	-	-	-	-	6	-	-	-	-	-	-	-
TOTALS					53	2	23	2	10	2				
01-0301-0000	Agricultural Power & Machinery	I	-	-	-	-	-	-	13	-	-	-	-	-
		II	-	-	-	-	3	-	-	-	-	-	-	-
		III	-	-	-	-	-	-	14	-	-	-	-	-
		V	-	-	-	-	-	-	-	-	17	-	-	-
		XII	-	-	-	-	16	-	-	-	-	-	-	-
		XIII	-	-	-	-	-	-	17	-	-	-	-	-
TOTALS					33		60		20					

Table 24 (continued)

Taxonomy Number	State Program Name	Associate in Arts		Associate in Science		Associate in Applied Science		Diplomas		Certificates		Other	
		Men	Women	Men	Women	Men	Women	Men	Women	Men	Women	Men	Women
		la N-la	la N-la	la N-la	la N-la	la N-la	la N-la	la N-la	la N-la	la N-la	la N-la	la N-la	la N-la
01-0502-0000	Floriculture	X	-	-	-	-	-	5	19	-	-	-	-
	TOTALS	-	-	-	-	-	-	5	19	-	-	-	-
01-0506-0000	Turf Management	-	-	-	-	16	-	-	-	-	-	-	2
	TOTALS	-	-	-	-	16	-	-	-	-	-	-	2
01-0511-0000	Landscape, Nursery and Garden Center	X	-	-	-	11	1	-	-	-	-	-	-
	TOTALS	-	-	-	-	11	1	8	-	-	-	-	-
01-0500-0000	Agricultural Resources	X	-	-	-	22	-	-	-	-	-	-	-
	TOTALS	-	-	-	-	22	-	-	-	-	-	-	-
04-0200-0000	Apparel and Accessories	V	-	-	-	-	16	-	-	-	-	-	-
	TOTALS	-	-	-	-	-	16	-	-	-	-	-	-
04-0310-0000	Partsmen	VII	-	-	-	-	-	4	-	-	-	-	-
	TOTALS	-	-	-	-	-	-	4	-	-	-	-	-
04-0600-0000	Food Distribution	V	-	-	-	14	-	-	-	-	-	-	-
	TOTALS	-	-	-	-	14	-	-	-	-	-	-	-
04-0800-0000	General Merchandise	I	-	-	-	-	-	5	4	-	-	-	-
	TOTALS	-	-	-	-	-	-	5	4	-	-	-	-
04-0801-0000	General Merchandise Specialist	II	-	-	-	8	4	-	-	-	-	-	-
	TOTALS	-	-	-	-	8	4	-	-	-	-	-	-
04-0900-0000	Hardware and Building Materials	I	-	-	-	-	-	15	-	-	-	-	-
	TOTALS	-	-	-	-	-	-	15	-	-	-	-	-

Taxonomy Number	State Program Name	Area	Associate in Arts		Associate in Science		Associate in Applied Science		Diplomas		Certificates		Other	
			Men	Women	Men	Women	Men	Women	Men	Women	Men	Women		
07-0302-0000	Practical Vocational Nurse	I-Cal.	-	-	-	-	-	-	3	3	41	1	-	
		I-Dub.	-	-	-	-	-	-	-	-	38	1	-	
		II	-	-	-	-	-	-	-	-	38	-	-	
		III	-	-	-	-	-	-	-	-	26	-	-	
		IV	-	-	-	-	-	-	-	-	-	28	1	
		VI	-	-	-	-	-	-	-	-	29	-	-	
		VII	-	-	-	-	-	-	-	-	94	1	-	
		IX-Dav.	-	-	-	-	-	-	1	1	74	1	-	
		IX-Clin.	-	-	-	-	-	-	-	-	17	2	-	
		X	-	-	-	-	-	-	-	-	51	-	-	
		XI	-	-	-	-	-	-	2	2	165	-	-	
		XII-S.C.	-	-	-	-	-	-	1	1	40	7	-	
		XII-Cher.	-	-	-	-	-	-	-	-	20	-	-	
		XIII-C.B.	-	-	-	-	-	-	1	1	22	-	-	
		XIII-Clar.	-	-	-	-	-	-	-	-	20	-	-	
		XIII-Har.	-	-	-	-	-	-	-	-	22	-	-	
XIII-Atl.	-	-	-	-	-	-	-	-	17	-	-			
XIV	-	-	-	-	-	-	-	-	-	1	16	-		
XV-Ottu.	-	-	-	-	-	-	-	-	27	-	-	-		
XV-Cent.	-	-	-	-	-	-	1	1	13	-	-	-		
XVI	-	-	-	-	-	-	-	-	27	4	-	-		
TOTALS			-	-	-	-	9	1	1	781	17	1	44	
07-0303-0000	Nursing Assistance Aide	I	-	-	-	-	-	-	-	-	-	2	128	
		II	-	-	-	-	-	-	-	-	12	57	-	
		VI	-	-	-	-	-	-	-	-	18	135	-	
		VII	-	-	-	-	-	-	-	-	-	24	-	
		IX-Dav.	-	-	-	-	-	-	-	-	-	43	4	
		IX-Clin.	-	-	-	-	-	-	-	-	-	34	4	
		XII	-	-	-	-	-	-	-	-	20	2	160	
		XV	-	-	-	-	-	-	5	5	135	-	-	
		TOTALS			-	-	-	-	3	3	135	52	2	361
		07-0305-0000	Surgical Technician O.R.T.	IX	-	-	-	-	-	5	5	19	-	-
XI	-			-	-	-	-	-	-	16	-	-	-	
XIII	-			-	-	-	-	-	-	8	-	-	-	
TOTALS			-	-	-	-	-	-	5	8	35	-		
07-0401-0000	Occupational Therapy Assistant	X	-	-	-	-	-	2	2	13	-	-	-	
		TOTALS			-	-	-	-	2	2	13	-	-	

Taxonomy Number	State Program Name	Area	Associate in Arts		Associate in Science		Associate in Applied Science		Diplomas		Certificates		Other	
			Men	Women	Men	Women	Men	Women	Men	Women	Men	Women	Men	Women
04-1200-0000	Industrial Marketing							11						
	TOTALS							11						
04-1600-0000	Petroleum				1									
	TOTALS				1									
07-0101-0000	Dental Assisting												19	
													16	
													13	
													46	
													33	
													8	3
													13	1
	TOTALS												129	4
07-0103-0000	Dental Laboratory Technology							7		3				
	TOTALS							7		3				
07-0203-0000	Medical Laboratory Assisting												23	
													2	2
													1	19
													14	
	TOTALS												77	2
07-0301-0000	Nursing Associate Degree													
													7	
								1		35				
										20				
								1		14	1			
										20				
								1		18				
					3	25								
								2	1	16	4			
	TOTALS				3	25		5	1	130	5			



Taxonomy Number	State Program Name	Area	Associate in Arts		Associate in Science		Applied Science		Diplomas		Certificates		Other	
			Men	Women	Men	Women	Men	Women	Men	Women	Men	Women	Men	Women
			la	N-la	la	N-la	la	N-la	la	N-la	la	N-la	la	N-la
07-0701-0000	Environmental Health Assistant	XJ	-	-	-	-	-	-	9	6	-	-	-	-
TOTALS			-	-	-	-	-	9	6	-	-	-	-	
07-0900-0000	Health Care Facility Administration	XI	3	-	-	-	-	-	-	-	-	-	-	
TOTALS			3	-	-	-	-	-	-	-	-	-	-	
07-0904-0000	Medical Assistant	V	-	-	-	-	-	-	-	-	-	20	-	
X			-	-	-	-	-	-	-	47	-	-	-	
XI			-	-	-	-	-	-	-	23	-	-	-	
XIII			-	-	-	2	-	-	-	13	-	-	-	
XVI-M.P.			-	-	-	-	-	-	-	17	1	-	-	
TOTALS			-	-	-	2	-	-	-	100	1	-	20	
07-0910-0000	Orthopedic Assisting	X	-	-	-	6	2	-	-	-	-	-	-	
TOTALS			-	-	-	6	2	-	-	-	-	-	-	
09-0201-0000	Care and Guidance of Children	XI	-	-	-	-	-	-	-	22	-	-	-	
XIII			-	-	-	-	4	-	-	11	1	-	-	
TOTALS			-	-	-	-	4	-	-	33	1	-	-	
09-0202-0000	Clothing Management, Production & Service	VII	-	-	-	-	-	13	-	-	-	-	-	
TOTALS			-	-	-	-	-	13	-	-	-	-	-	
09-0204-0000	Home Furnishings, Equipment & Services	I	-	-	-	-	-	-	-	16	-	-	-	
VII			-	-	-	-	17	-	-	-	-	-	-	
IX			-	-	-	-	-	-	1	12	1	-	-	
TOTALS			-	-	-	-	-	-	1	28	1	-	-	
14-0101-0000	Accountants	I	-	-	-	5	1	-	-	-	-	-	-	
X			-	-	-	5	7	6	-	-	-	-	-	
XI			-	-	-	8	1	-	-	-	-	-	-	
TOTALS			-	-	-	18	8	-	-	-	-	-	-	
14-0102-0000	Bookkeepers	I-Cal.	-	-	-	-	-	-	5	5	-	1	-	
I-Dub.			-	-	-	-	-	-	2	4	2	-	-	
IV			-	-	-	-	-	-	2	15	-	-	-	
X			-	-	-	-	-	-	3	10	-	-	-	
XI			-	-	-	-	-	-	9	10	-	-	-	
XII			-	-	-	-	-	-	5	1	3	1	-	
TOTALS			-	-	-	-	-	-	24	1	47	1	2	

Table 24 (continued)

Taxonomy Number	State Program Name	Associate in Arts		Associate in Science		Diplomas		Certificates		Other
		Men		Women		Men		Women		
		Men	Women	Men	Women	Men	Women	Men	Women	
14-0201-0000	Computer and Console Operators	X	-	-	-	-	-	-	-	-
		XI	-	-	-	-	-	-	-	-
		TOTALS	-	-	-	-	-	-	-	-
14-0202-0100	Keypunch Coding Equipment Operators	X	-	-	-	-	-	-	-	-
		XV	-	-	-	-	-	-	-	-
		TOTALS	-	-	-	-	-	-	-	-
14-0203-0000	Programmers	IX	-	-	-	-	-	-	-	-
		X	-	-	-	-	-	-	-	-
		TOTALS	-	-	-	-	-	-	-	-
14-0204-0000	Systems Analyst	XII	-	-	-	-	-	-	-	-
		XV	-	-	-	-	-	-	-	-
		TOTALS	-	-	-	-	-	-	-	-
14-0303-0000	General Office Clerks	I-Cal.	-	-	-	-	-	-	-	-
		I-Dub.	-	-	-	-	-	-	-	-
		TOTALS	-	-	-	-	-	-	-	-
14-0304-0000	Systems Analyst	II	-	-	-	-	-	-	-	-
		III	-	-	-	-	-	-	-	-
		TOTALS	-	-	-	-	-	-	-	-
14-0305-0000	General Office Clerks	IV	-	-	-	-	-	-	-	-
		V-F.Dodge	-	-	-	-	-	-	-	-
		TOTALS	-	-	-	-	-	-	-	-
14-0306-0000	General Office Clerks	V-W. City	-	-	-	-	-	-	-	-
		V-E. Grove	-	-	-	-	-	-	-	-
		TOTALS	-	-	-	-	-	-	-	-
14-0307-0000	General Office Clerks	VI-La.F.	-	-	-	-	-	-	-	-
		VII	-	-	-	-	-	-	-	-
		TOTALS	-	-	-	-	-	-	-	-
14-0308-0000	General Office Clerks	IX	-	-	-	-	-	-	-	-
		X	-	-	-	-	-	-	-	-
		TOTALS	-	-	-	-	-	-	-	-
14-0309-0000	General Office Clerks	XI	-	-	-	-	-	-	-	-
		XII	-	-	-	-	-	-	-	-
		TOTALS	-	-	-	-	-	-	-	-
14-0310-0000	General Office Clerks	XIII	-	-	-	-	-	-	-	-
		XIV	-	-	-	-	-	-	-	-
		TOTALS	-	-	-	-	-	-	-	-
14-0311-0000	General Office Clerks	XV	-	-	-	-	-	-	-	-
		XVI-Xeo.	-	-	-	-	-	-	-	-
		TOTALS	-	-	-	-	-	-	-	-

Taxonomy Number	State Program Name	Area	Associate in Arts		Associate in Science		Applied Science		Diplomas		Certificates		Other	
			Men	Women	Men	Women	Men	Women	Men	Women	Men	Women	Men	Women
16-0106-0300	Structural Technology													
VII														
TOTALS														
16-0106-0000	Electronic Technology													
V														
VI														
VII														
IX-Dev.														
IX-Clin.														
X														
XI														
XII														
XIII														
XIV														
XV														
XVI														
TOTALS														
16-0106-0100	Electronic Communications Technology													
X														
TOTALS														
16-0113-0200	Mech. Tech. Machine & Tool Design													
II														
IV														
VI														
VII														
X														
XII														
XVI														
TOTALS														
16-0113-0300	Mechanical Technology Production													
XVI														
TOTALS														
16-0113-9900	Mech. Tech., Design & Production													
IX														
XIII-Clar.														
TOTALS														
16-0504-0000	Food Service Supervisor													
XI														
TOTALS														



Taxonomy Number	State Program Name	Area	Associate in Arts		Associate in Science		Associate in Applied Science		Diplomas		Certificates		Other	
			Men	Women	Men	Women	Men	Women	Men	Women	Men	Women	Men	Women
17-1001-0000	Carpentry	I	-	-	-	-	-	-	14	-	-	-	-	-
		IV	-	-	-	-	-	-	12	-	-	-	-	-
		XI	-	-	-	-	-	-	20	-	-	-	-	-
		XII-Ida G.	-	-	-	-	-	-	15	-	-	-	-	-
		XIV	-	-	-	-	-	-	-	-	5	-	-	-
		XV-Cent.	-	-	-	-	-	-	-	-	-	-	12	-
		TOTALS	-	-	-	-	-	61	-	-	5	-	-	12
17-1001-0000	Carpentry, Special Needs	XVI-F.M.	-	-	-	-	-	-	5	-	-	-	-	-
		TOTALS	-	-	-	-	-	5	-	-	-	-	-	-
17-1002-0000	Electrician	I	-	-	-	-	-	-	12	-	-	-	-	-
		IV	-	-	-	-	-	-	12	-	-	-	-	-
		TOTALS	-	-	-	-	-	24	-	-	-	-	-	-
17-1003-0200	Truck Driver	XII	-	-	-	-	-	-	-	-	79	19	5	2
		XV	-	-	-	-	-	-	103	15	11	11	-	-
		TOTALS	-	-	-	-	-	103	15	11	11	79	19	5
17-1004-0000	Masonry Construction	I	-	-	-	-	-	-	12	-	-	-	-	-
		TOTALS	-	-	-	-	-	12	-	-	-	-	-	-
17-1007-0000	Plumbing and Pipefitting	IV	-	-	-	-	-	-	7	1	-	-	-	-
		XII-Den.	-	-	-	-	-	-	3	-	-	-	-	-
		TOTALS	-	-	-	-	-	10	1	-	-	-	-	-
17-1100-0000	Custodial Services	IV	-	-	-	-	-	-	11	-	-	-	-	-
		TOTALS	-	-	-	-	-	11	-	-	-	-	-	-
17-1100-0000	Custodial Services, MDTA	VII	-	-	-	-	-	-	-	-	8	-	2	-
		TOTALS	-	-	-	-	-	-	-	-	8	-	2	-
17-1100-0000	Custodial Services, Special Needs	XII	-	-	-	-	-	-	-	-	7	-	-	1
		TOTALS	-	-	-	-	-	-	-	-	7	-	-	1
17-1200-0000	Diesel Mechanic	IV	-	-	-	-	-	-	11	1	-	-	-	-
		VII	-	-	-	-	-	-	9	-	-	-	-	-
		XI	-	-	-	-	-	-	35	-	-	-	-	-
		TOTALS	-	-	-	-	-	55	1	-	-	-	-	-
17-1301-0000	Architectural Drafting	VII	-	-	-	-	-	-	13	-	-	-	-	-
		IX-Clin.	-	-	-	-	-	13	1	-	-	-	-	-
		X	-	-	-	-	-	-	11	-	2	-	-	-
		XI	-	-	-	-	-	-	18	-	2	-	-	-
		TOTALS	-	-	-	-	-	13	1	-	4	-	-	-

Taxonomy Number	State Program Name	Area	Associate in Arts		Associate in Science		Applied Science		Diplomas		Certificates		Other	
			Men	Women	Men	Women	Men	Women	Men	Women	Men	Women	Men	Women
16-0605-0000	Police Science Technology	VII	-	-	-	-	32	-	-	-	-	-	-	1
		XII	-	-	-	-	11	1	-	-	-	-	-	-
		TOTALS	-	-	-	-	43	1	-	-	-	-	-	1
16-0605-0000	Law Enforcement, MDIA	IX	-	-	-	-	-	-	29	-	-	-	-	-
		TOTALS	-	-	-	-	-	-	29	-	-	-	-	-
16-0699-0000	Educational Media Technician	XIV	-	-	-	-	1	6	-	-	-	-	-	-
		TOTALS	-	-	-	-	1	6	-	-	-	-	-	-
17-0100-0000	Air Conditioning	II	-	-	-	-	12	-	-	-	-	-	-	-
		IV	-	-	-	-	-	-	16	-	-	-	-	-
		IX	-	-	-	-	-	-	23	1	-	-	-	-
		XI	-	-	-	-	-	-	23	-	-	-	-	-
		XII	-	-	-	-	-	-	-	13	3	-	-	-
		TOTALS	-	-	-	-	12	-	-	75	4	-	-	-
17-0100-0000	Air Conditioning, MDIA	VII	-	-	-	-	-	-	12	-	-	-	1	
		TOTALS	-	-	-	-	-	-	12	-	-	-	1	
17-0200-0000	Appliance Repair, Special Needs	TOTALS	-	-	-	-	-	-	19	-	-	-	-	
									-	19	-	-	-	
17-0301-0000	Auto Body Repair	III	-	-	-	-	-	-	-	10	-	-	1	
		IV	-	-	-	-	-	-	-	15	-	-	-	
		VII	-	-	-	-	-	-	-	12	-	-	-	
		IX	-	-	-	-	-	-	-	21	-	-	-	
		X	-	-	-	-	-	-	-	21	3	-	-	
		XII	-	-	-	-	-	-	-	26	-	-	-	
		XIV	-	-	-	-	-	-	-	11	2	-	-	
		XV	-	-	-	-	-	-	-	-	-	10	3	
		XVI	-	-	-	-	-	-	-	15	1	-	-	
		TOTALS	-	-	-	-	15	1	-	140	5	-	11	3

Taxonomy Number	State Program Name	Area	Associate in Arts		Associate in Science		Associate in Applied Science		Diplomas		Certificates		Other				
			Men	Women	Men	Women	Men	Women	Men	Women	Men	Women	Men	Women	Men	Women	
			la	lb	lc	ld	le	lf	lg	lh	li	lj	lk	ll	lm	ln	lo
17-0302-0000	Auto Mechanics	I	-	-	-	-	-	-	-	11	-	-	-	-	-	-	-
		II	-	-	-	-	6	-	-	-	-	-	-	-	-	-	-
		III	-	-	-	-	-	-	13	-	-	-	-	-	-	-	-
		IV	-	-	-	-	-	-	12	-	-	-	-	-	-	-	-
		V	-	-	-	-	17	-	-	-	-	-	-	-	-	-	-
		VI	-	-	-	-	-	-	12	-	-	-	-	-	-	-	-
		VII	-	-	-	-	-	-	35	-	-	-	-	-	-	-	-
		IX	-	-	-	-	-	-	24	1	-	-	-	-	-	-	-
		X	-	-	-	-	-	-	19	-	-	-	-	-	-	-	-
		XI	-	-	-	-	-	-	27	-	-	-	-	-	-	2	-
		XII	-	-	-	-	-	-	16	5	-	-	-	-	-	-	-
		XIII	-	-	-	-	-	-	18	-	-	-	-	-	-	-	-
		XIV	-	-	-	-	-	-	-	-	-	-	25	1	-	-	-
		XV-Ottu.	-	-	-	-	-	1	2	-	-	-	-	-	-	-	-
		XV-Cent.	-	-	-	-	-	15	-	-	-	-	6	1	-	-	-
		XVI	-	-	-	-	-	6	3	-	-	-	-	-	-	-	-
		TOTALS	-	-	-	-	45	5	215	8	-	-	25	1	-	2	-
17-0302-0000	Auto Mechanics, Special Needs	XVI-F.M.	-	-	-	-	-	-	-	8	-	-	-	-	-	-	-
		TOTALS	-	-	-	-	-	-	-	8	-	-	-	-	-	-	-
17-0302-0100	Service Station Mechanic	V	-	-	-	-	-	-	-	-	-	-	8	-	-	-	-
		TOTALS	-	-	-	-	-	-	-	-	-	-	8	-	-	-	-
17-0401-0000	Aircraft Maintenance	VII	-	-	-	-	-	-	-	9	-	-	-	-	-	-	-
		XIII	-	-	-	-	-	17	5	-	-	-	4	-	-	-	-
		TOTALS	-	-	-	-	17	5	9	-	-	-	4	-	-	-	-
17-0403-0000	Aviation Ground Operations	XV	9	1	-	-	-	-	-	-	-	-	-	-	-	-	-
		TOTALS	9	1	-	-	-	-	-	-	-	-	-	-	-	-	-
17-0600-0000	Business Machine Maintenance	XII	-	-	-	-	-	-	-	-	-	-	10	2	-	7	-
		TOTALS	-	-	-	-	-	-	-	-	-	-	10	2	-	7	-
17-0700-0000	Commercial Art Occupations	VII	-	-	-	-	-	10	14	-	-	-	-	-	-	-	-
		XI	-	-	-	-	-	-	-	10	8	-	-	-	-	-	-
		TOTALS	-	-	-	-	-	10	14	10	8	-	-	-	-	-	-
17-0900-0000	Commercial Photography	VII	-	-	-	-	-	16	2	3	-	-	-	-	-	2	-
		TOTALS	-	-	-	-	16	2	3	-	-	-	-	-	-	2	-

Taxonomy Number	State Program Name	Area		Associate in Arts		Associate in Science		Associate in Applied Science		Diplomas		Certificates		Other	
		Men	Women	Men	Women	Men	Women	Men	Women	Men	Women	Men	Women	Men	Women
17-1303-0000	Mechanical Drafting	IV								5					
		V										10			
		VII								9					
		IX								14					
		X								5					
		XI								9					
		XII								12					
		XV-Cent.								3					
		TOTALS								57					10
17-1304-0000	Structural Drafting	XIV												7	1
		TOTALS												7	1
17-1401-0000	Industrial Electrician	IV							9						
		TOTALS							9						
17-1402-0000	Lineman	IV												27	1
		TOTALS												27	1
17-1501-0000	Electronic Communications	XII												17	1
		TOTALS												17	1
17-1502-0100	Electronic Computer Maintenance	XV												30	1
		TOTALS												30	1
17-1502-0200	Industrial Electronics	XI												16	
		TOTALS												16	
17-1503-0000	Radio/Television	VI												6	
		VII												18	
		XII												12	1
		TOTALS												36	1
17-1599-0000	Radio and TV Broadcasting	V												3	1
		TOTALS												3	1
17-1900-0000	Graphic Arts Occupations	X												9	7
		XI												12	3
		XIII												2	3
		XV												2	2
		TOTALS												23	15
17-1900-0000	Graphic Arts Occupations, Special Needs	XIII												1	3
		TOTALS												1	3

Taxonomy Number	State Program Name	Associate in Arts		Associate in Science		Associate in Applied Science		Diplomas		Certificates		Other		
		Men	Women	Men	Women	Men	Women	Men	Women	Men	Women	Men	Women	
17-2101-0100	Band and Orchestra Repair	Area	Men	Women	Men	Women	Men	Women	Men	Women	Men	Women	Men	Women
		XII	6	7	1	1	6	7	1	1				
TOTALS														
17-2101-0200	Piano Tuner	Area	Men	Women	Men	Women	Men	Women	Men	Women	Men	Women	Men	Women
		XII	4	4	4	4	4	4	4	4				
TOTALS														
17-2302-0000	Machine Shop	Area	Men	Women	Men	Women	Men	Women	Men	Women	Men	Women	Men	Women
		V									8			
VI						3								
VII						9								
X						23								
XIII						4				2				
XVI						7								
TOTALS						46				10				
17-2302-0000	Exploratory Industrial Education, Spec. Needs XII	Area	Men	Women	Men	Women	Men	Women	Men	Women	Men	Women	Men	Women
		XII									1			
TOTALS										1				
17-2303-0000	Machine Operator	Area	Men	Women	Men	Women	Men	Women	Men	Women	Men	Women	Men	Women
		VII					5							
XI						11								
XII						5	1							
XIII						3				1	1			
TOTALS						24	1			1	1			
17-2303-0000	Machine Operator, Special Needs	Area	Men	Women	Men	Women	Men	Women	Men	Women	Men	Women	Men	Women
		XV					9							
TOTALS						9								
17-2304-0000	Machine Tool Maintenance	Area	Men	Women	Men	Women	Men	Women	Men	Women	Men	Women	Men	Women
		VII					15							
TOTALS						15								
17-2306-0000	Welding and Cutting	Area	Men	Women	Men	Women	Men	Women	Men	Women	Men	Women	Men	Women
		I-Cal.					12							
I-Dub.						14								
IV						22				1	2			
VII						4				8	75			
X														
XI						25								
XII										12	1			
XIII						5				4				
XIV										4	2			
XV						20								
XVI						9								
TOTALS						153				29	3		77	

Taxonomy Number	State Program Name	Associate in Arts		Associate in Science		Associate in Applied Science		Diplomas		Certificates		Other	
		Men	Women	Men	Women	Men	Women	Men	Women	Men	Women	Men	Women
17-2306-0000	Welding and Cutting, Special Needs	-	-	-	-	-	-	3	-	-	-	1	-
	TOTALS	-	-	-	-	-	-	3	-	-	-	1	-
17-2307-0000	Tool and Die Making	-	-	-	-	-	-	4	-	-	-	-	-
	TOTALS	-	-	-	-	-	-	4	-	-	-	-	-
17-2308-0000	Tool and Die Making	-	-	-	-	-	-	6	-	-	-	1	-
	TOTALS	-	-	-	-	-	-	6	-	-	-	1	-
17-2309-0000	Tool and Die Making	-	-	-	-	-	-	11	-	-	-	-	-
	TOTALS	-	-	-	-	-	-	11	-	-	-	-	-
17-2310-0000	Tool and Die Making	-	-	-	-	-	-	8	-	-	1	-	-
	TOTALS	-	-	-	-	-	-	8	-	-	1	-	-
17-2602-0000	CoSmatology	-	-	-	-	-	-	16	-	-	4	-	-
	TOTALS	-	-	-	-	-	-	16	-	-	4	-	-
17-2902-0000	Cook/Chef	-	-	-	-	-	-	8	-	-	3	-	-
	TOTALS	-	-	-	-	-	-	8	-	-	3	-	-
17-2903-0000	Cook/Chef	-	-	-	-	-	-	3	-	-	-	-	-
	TOTALS	-	-	-	-	-	-	3	-	-	-	-	-
17-2904-0000	Cook/Chef	-	-	-	-	-	-	13	1	-	7	-	-
	TOTALS	-	-	-	-	-	-	13	1	-	7	-	-
17-2905-0000	Cook/Chef, Special Needs	-	-	-	-	-	-	27	1	18	7	3	1
	TOTALS	-	-	-	-	-	-	27	1	18	7	3	1
17-3100-0000	Meat Cutter	-	-	-	-	-	-	6	-	-	-	-	-
	TOTALS	-	-	-	-	-	-	6	-	-	-	-	-
17-3101-0000	Meat Cutter	-	-	-	-	-	-	21	6	-	-	-	-
	TOTALS	-	-	-	-	-	-	21	6	-	-	-	-
17-3102-0000	Meat Cutter	-	-	-	-	-	-	15	-	-	-	-	-
	TOTALS	-	-	-	-	-	-	15	-	-	-	-	-
17-3103-0000	Small Engine Repair	-	-	-	-	-	-	32	10	-	-	-	-
	TOTALS	-	-	-	-	-	-	32	10	-	-	-	-
17-3104-0000	Small Engine Repair	-	-	-	-	-	-	47	10	-	-	-	-
	TOTALS	-	-	-	-	-	-	47	10	-	-	-	-
23-0024-0000	Remediation (Industrial Electronics)	-	-	-	-	-	-	-	-	-	-	26	-
	TOTALS	-	-	-	-	-	-	-	-	-	-	26	-
03-0100-0000	Accounting	-	-	-	-	-	-	-	-	-	-	-	-
	TOTALS	-	-	-	-	-	-	-	-	-	-	-	-
03-1400-0001	Clerical (1 year)	-	-	-	-	-	-	-	-	-	-	8	-
	TOTALS	-	-	-	-	-	-	-	-	-	-	8	-

COLLEGE PARALLEL PROGRAMS
Fiscal Year 1973



Taxonomy Number	State Program Name	Associate in Arts		Associate in Science		Associate in Applied Science		Diplomas		Certificates		Other	
		Men	Women	Men	Women	Men	Women	Men	Women	Men	Women	Men	Women
03-1400-0002	Clerical (2 years)		1						2				
TOTALS			1						2				
03-3400-0001	Secretarial (1 year)								3		8		
VI-Mar.													
VI-la.F.													17
XIII-Clar.									13				
TOTALS									16		25		
03-3400-0002	Secretarial (2 years)		7						11				
VI-Mar.			5				5				7		
IX-Clin.			4				1				8		
IX-Mus.							4						
XIII-Clar.											1		
TOTALS			16				10		19		1		
03-3410-0101	Legal Secretarial (1 year)												
TOTALS									2				
03-3410-0102	Legal Secretarial (2 years)		1										
TOTALS			1										
03-3420-0201	Medical Secretarial		8										
TOTALS			8										7
05-0403-0000	Journalism		2										
TOTALS			2										
09-0201-0100	Human Serv. Inst. Child Care										5	11	
TOTALS											5	11	
14-0601-0000	Educational Assistant		2										
X			5										
XI			29										
TOTALS			36										
15-1305-0000	Community Service Associate		3		5								
TOTALS			3		5								
16-0605-0001	Law Enforcement (1 year)		23		1								
TOTALS			23		1								

Taxonomy Number	State Program Name	Area	Associate in Arts		Associate in Science		Applied Science		Diplomas		Certificates		Other			
			Men	Women	Men	Women	Men	Women	Men	Women	Men	Women	Men	Women		
15-0609-0002 Law Enforcement (2 years)		IV	2	-	-	-	-	-	-	-	-	-	-	-		
		V	5	1	-	-	-	-	-	-	-	-	-	-		
		IX-Clin.	1	1	-	-	-	-	-	-	-	-	-	-		
		IX-Mus.	15	-	-	-	3	-	-	-	-	-	-	-		
		X	9	-	-	-	-	-	-	-	-	-	-	-		
		XIII	6	1	-	-	-	-	-	-	-	-	-	-		
		XVI	4	2	2	-	-	-	-	-	-	-	-	-		
		TOTALS	42	3	4	-	-	3	-	-	-	-	-	-		
		18-0400-0000 College Parallel Not Elsewhere Classified		II	189	3	97	-	-	-	-	-	-	-	-	
				III	59	7	39	-	-	-	-	-	-	-	-	
				V	161	6	99	2	-	-	-	-	-	-	-	
				VI	158	12	113	14	1	2	1	2	5	-	-	
				IX	51	2	52	3	3	17	5	2	-	-	-	
				X	90	1	43	2	22	1	4	-	-	-	-	
				XI	71	-	66	-	-	-	-	-	-	-	-	-
				XIII	68	2	44	13	1	-	-	-	-	-	-	-
XIV	37			2	26	-	-	-	-	-	-	-	-	-		
XV	49			18	35	2	14	1	-	-	-	-	-	1		
XVI	78			8	71	5	30	1	17	2	-	-	-	-		
TOTALS	1051			61	685	14	125	45	2	5	3	1	2	5	1	
20-0405-0000 Library Assistant				X	-	-	3	-	-	-	-	-	-	-	2	
				TOTALS	-	-	3	-	-	-	-	-	-	-	-	2

Table 25 presents the number of students completing Adult Basic Education and High School Completion programs during the 1973 fiscal year. The Adult Basic Education program provides adults with an education equivalent to that of an eighth grade education. The High School Completion program includes work toward either a high school diploma or preparation for the high school equivalency certificate. The figures shown in Table 25 for High School Completion reflect the number of diplomas and high school equivalency certificates issued.

Table 26 presents information on the number of students who successfully completed selected supplementary career education programs through the adult education divisions of area schools during the 1973 fiscal year. The programs identified in Table 26 represent in some instances programs that area schools offered cooperatively with universities, associations, etc. These programs vary in length from one course to a series of short courses that lead to a certificate. The certificates, in many instances, were issued cooperatively by the area school and the cooperating agencies.

The programs in Table 26 are only a sampling of the many supplementary career education courses offered by area schools. More than 70,992 registrations were recorded by area schools in supplementary career education programs during the 1973 fiscal year.

TABLE 25

NUMBER OF STUDENTS COMPLETING ADULT EDUCATION PROGRAMS

Fiscal Year 1973

Area	Adult Basic Education	High School Diploma	High School Equivalency Certificates
I	216	60	197
II	59	53	128
III	32	5	60
IV	12	2	42
V	93	20	82
VI	89	4	71
VII	351	159	166
IX	550	24	232
X	814	68	219
XI	353	113	970
XII	509	94	297
XIII	260	0	246
XIV	20	0	52
XV	1,478	0	146
XVI	<u>11</u>	<u>17</u>	<u>144</u>
TOTAL	4,847	619	3,052

TABLE 26
GRADUATES OF SELECTED SUPPLEMENTARY CAREER EDUCATION PROGRAMS
Fiscal Year 1973

AREA SCHOOL

Program	I	II	III	IV	V	VI	VII	IX	X	XI	XII	XIII	XIV	XV	XVI	TOTALS
American Institute of Banking-- Basic Certificate--15 credits	6	45	44	53			5	97	269	107	16			3		645
Basic Police Recruit Training				13			14							45		72
Iowa Local Government In-Service Training Program--Local Government Management Certificate of Achievement 6 course series	3		17	43			9	32	21		172	5				302
Building Custodian Level II				4			14				6			1		25
Building Custodian Level I			16	64			18	12	10					14		134
Basic Training Program for Nursing Home Cook Managers--30 hour program	22					22		28	43					17		132
Maximizing Patient Potential 30 hour program						20		28						22		70
Health Care Facility Basic Housekeeping 30 hour program	18					20		29	7					7		81
Emergency Medical Technician-Ambulance	82		35	37	43	65	199	23	58	126	204	58				930
Chartered Life Underwriters Program-- total of 10 courses		20					12				53					85
Coronary Care Techniques	58	32		16			32									138
Industrial Safety--Key Man Safety Program					9			61	18							88
Nursing Home Activity Director Program	17						8	27	20							72
Occupational Safety and Health-- Construction	171						66	51			533					821
TOTALS	377	97	112	166	116	127	267	165	412	445	1123	79	0	109	0	3595

PROFESSIONAL STAFF

The area schools employ a wide variety of professional employees to staff the diversity of programs offered by these institutions. The formal preparation level and prior experience of professional staff also varies greatly according to professional staffing needs of the curriculum.

Each staff member is selected on the basis of his individual competencies for a particular assignment and, as a consequence, the formal preparational background of a staff member may vary from less than a college degree in the case of some instructors in career education programs to a doctorate degree in the case of some instructors in college parallel programs.

Professional staff in area schools are required to meet state certification requirements. These requirements vary considerably depending on the type of program. Ordinarily, college parallel instructors are required to possess a master's degree with a major in the subject area that the instructor teaches and career education instructors are required to meet the requirements of the Iowa State Plan for the Administration of Career Education that ordinarily also includes at least two to three years of successful work experience in the occupational program in which the instructor teaches.

Instructors in adult divisions of area schools are required to meet the same requirements as instructors in the college parallel and career education divisions in comparable teaching assignments. However, in some assignments in the adult divisions, such as adult basic education and adult continuing and general education, the instructor is assigned on the basis of experiential background that must be satisfactorily demonstrated to the local institution.

Tables 27 through 41 present information on the professional staff of each area school. This information is obtained from the Iowa Professional School Employees Data Sheet (IPSEDS) that is completed by professional staff in the early fall of each school year.

This information includes virtually all administrative staff and instructional staff of the college parallel and career education divisions. However, very few instructors in adult education divisions are included in these tables since the majority of these instructors are part-time and many are not assigned teaching responsibilities until some time after the IPSEDS report is completed.

Table 42 presents a composite picture of all professional staff in area schools. This composite includes all 1858 professional staff completing IPSEDS reports for the fall term of 1972.

TABLE 27

DATA ABOUT THE NUMBER OF PROFESSIONAL PERSONNEL, SALARY, AGE, EXPERIENCE, HIGHEST DEGREE EARNED, MAJOR POSITION, AND GRADUATE MAJORS EMPLOYED IN AREA I FOR THE 1972-73 SCHOOL YEAR

	Major Position	No. of Persons
53	Male Professional Personnel	1
27	Female Professional Personnel	3
80	All Professional Personnel	9
\$11,403	Mean salary (all staff)	3
12,083	Mean salary (full-time only)	4
43 yrs.	Mean age - male	1
40 yrs.	Mean age - female	44
42 yrs.	Mean age - all	8
7 yrs.	Mean total teaching experience - male	4
9 yrs.	Mean total teaching experience - female	1
7 yrs.	Mean total teaching experience - all	1
40	Received highest degree in Iowa institutions	1
18	Received highest degree outside Iowa	1

HIGHEST DEGREE EARNED BY PERSONNEL

Type of degree	No. of		Major	No. of	
	Male	Female		Undergrad.	Grad.
None	12	9	13	4	Accounting
Associate	-	1	5	1	Journalism
Bachelor	22	13	-	1	Art
Master	19	4	1	1	Mathematics
			1	1	Spec. Educ.
			3	2	Health & P.E.
			9	2	Nursing & Pub. Health
			5	3	Trade & Industries
			-	2	Homemaking
			-	1	Biology
			-	1	Gen. Science
			2	1	Physical Science
			1	1	History
			-	5	Other Soc. Science
			1	1	Religion
			-	-	Vocational-Technical
130	Mean total semester hours - male				
107	Mean total semester hours - female				
123	Mean total semester hours - all				



TABLE 28

DATA ABOUT THE NUMBER OF PROFESSIONAL PERSONNEL, SALARY, AGE, EXPERIENCE, HIGHEST DEGREE EARNED, MAJOR POSITION, AND GRADUATE MAJORS EMPLOYED IN AREA 11 FOR THE 1972-73 SCHOOL YEAR

	Major	No. of Persons
81	Male Professional Personnel	1
2b	Female Professional Personnel	1
107	All Professional Personnel	3
	Assistant Superintendent	1
	Director	1
	Manager	1
	Coordinator	3
	Counselor	3
	Librarian	1
	Instructor	80
	Chairman/Head	1
	Supervisor	2

\$11,948	Mean salary (all staff)
13,014	Mean salary (full-time only)
43 yrs.	Mean age - male
46 yrs.	Mean age - female
44 yrs.	Mean age - all
14 yrs.	Mean total teaching experience - male
13 yrs.	Mean total teaching experience - female
14 yrs.	Mean total teaching experience - all

47	Received highest degree in Iowa institutions
49	Received highest degree outside Iowa

HIGHEST DEGREE EARNED BY PERSONNEL

Type of degree	Male	Female	Total
None	4	3	7
Associate	2	2	4
Bachelor	12	7	19
Master	61	13	74
Doctor	2	1	3

183	Mean total semester hours - male
147	Mean total semester hours - female
174	Mean total semester hours - all

Major	No. of		Major	No. of	
	Undergrad.	Grad.		Undergrad.	Grad.
Accounting	2	1	Physical Science	3	2
Business Ed.	17	12	Physiogs	2	2
Dramatic Art	3	2	Economics	1	1
English	7	7	History	9	7
Library Science	-	1	Political Science	1	1
Speech	4	2	Psychology	1	-
Art	1	1	Other Soc. Sci.	6	2
Music	4	3	Sociology	-	2
French	1	1	Agriculture	7	1
German	2	1	Industrial Arts	9	3
Spanish	1	1	Trade and Indus.	3	1
Mathematics	8	5	Gen. School Adm'n.	-	3
Health and P.E.	5	2	Sec. School Adm'n.	-	5
Biology	5	4	Secondary Educ.	1	2
Chemistry	3	2	Elementary Educ.	2	1
General Science	3	1	Guidance Counsel.	-	9
Nursing & Public Health	3	2	Voc-Tech	-	1
Safety Education	1	-	Homemaking	1	1

TABLE 30

DATA ABOUT THE NUMBER OF PROFESSIONAL PERSONNEL, SALARY, AGE, EXPERIENCE, HIGHEST DEGREE EARNED, MAJOR POSITION, AND GRADUATE MAJORS EMPLOYED IN AREA IV FOR THE 1974-75 SCHOOL YEAR

37	Male Professional Personnel	Major	No. of Persons
1	Female Professional Personnel	Superintendent	1
38	All Professional Personnel	Director	1
	Mean salary (all staff)	Manager	1
	12,926	Counselor	1
	Mean salary (full-time only)	Instructor	1
39	Mean age - male	Teacher/Coordinator	1
34	Mean age - female	Coordinator	1
38	Mean age - all	Chairman/Head	1
6	Yrs. Mean total teaching experience - male	Major	No. of Undergrad. - grad.
2	Yrs. Mean total teaching experience - female	Business Education	4
6	Yrs. Mean total teaching experience - all	Mathematics	1
	Received highest degree in Iowa institutions	Health and P.E.	1
3	Received highest degree outside Iowa	General School Admin.	1
17		Guidance Counseling	3
		Vocational-Technical	1
		Biology	1
		Physical Science	1
		Economics	1
		History	1
		Political Science	1
		Other Social Science	1
		Agriculture	4
		Industrial Arts	1
		Trade & Industries	1

HIGHEST DEGREE EARNED BY PERSONNEL

Type of degree	Male	Female	Total
None	18	-	18
Bachelor	10	1	11
Master	8	-	8
Doctor	1	-	1

101	Mean total semester hours - male
170	Mean total semester hours - female
103	Mean total semester hours - all



TABLE 29

DATA ABOUT THE NUMBER OF PROFESSIONAL PERSONNEL, SALARY, AGE, EXPERIENCE, HIGHEST DEGREE EARNED, MAJOR POSITION, AND GRADUATE MAJORS EMPLOYED IN AREA III FOR THE 1972-73 SCHOOL YEAR

	Major Position	No. of Persons
22	Male Professional Personnel	1
20	Female Professional Personnel	1
82	All Professional Personnel	6
\$11,163	Mean salary (all staff)	2
12,075	Mean salary (full-time only)	2
38 yrs.	Mean age - male	2
41 yrs.	Mean age - female	57
39 yrs.	Mean age - all	3
10 yrs.	Mean total teaching experience - male	1
6 yrs.	Mean total teaching experience - female	6
9 yrs.	Mean total teaching experience - all	2
22	Received highest degree in Iowa institutions	1
48	Received highest degree outside Iowa	

Type of degree	No. of		Major	No. of		No. of
	Undergrad.	Grad.		Undergrad.	Grad.	
None	11	8	Physical Science	1	1	1
Bachelor	7	4	Physics	1	1	1
Master	3	2	Geography	1	1	1
Specialist	1	2	History	4	4	4
	4	1	Philosophy	-	1	1
	4	2	Political Science	-	1	1
	1	1	Psychology	1	2	2
	1	1	Agriculture	10	1	1
	4	2	Trade and Indus.	3	1	1
	6	1	Gen. School Adm.	-	2	2
	4	3	Sec. School Adm.	-	2	2
	2	2	Secondary Educ.	5	2	2
	1	1	Guidance Counsel.	-	6	6
	2	1	Economics	3	-	-
	4	-	Sociology	2	-	-
	1	1	Homemaking	1	-	-
	3	-	Voc-Tech.	3	-	-

HIGHEST DEGREE EARNED BY PERSONNEL

Type of degree	Male	Female	Total
None	8	4	12
Bachelor	13	8	21
Master	39	8	47
Specialist	2	-	2

153 Mean total semester hours - male
 119 Mean total semester hours - female
 145 Mean total semester hours - all



DATA ABOUT THE NUMBER OF PROFESSIONAL PERSONNEL, SALARY, AGE, EXPERIENCE, HIGHEST DEGREE EARNED, MAJOR POSITION, AND GRADUATE MAJORS EMPLOYED IN AREA V FOR THE 1972-73 SCHOOL YEAR

	Major Position	No. of Persons
133	Male Professional Personnel	1
52	Female Professional Personnel	13
185	All Professional Personnel	14
\$11,262	Mean salary (all staff)	
11,941	Mean salary (full-time only)	
41 yrs.	Mean age - male	
45 yrs.	Mean age - female	
42 yrs.	Mean age - all	
14 yrs.	Mean total teaching experience - male	
12 yrs.	Mean total teaching experience - female	
13 yrs.	Mean total teaching experience - all	
93	Received highest degree in Iowa institutions	112
79	Received highest degree outside Iowa	25

HIGHEST DEGREE EARNED BY PERSONNEL

Type of degree	Male	Female	Total
None	9	9	18
Bachelor	11	17	28
Master	104	25	129
Specialist	1	-	1
Doctor	8	1	9

180 Mean total semester hours - male
 158 Mean total semester hours - female
 174 Mean total semester hours - all

Major	No. of		Major	No. of	
	Undergrad.	Grad.		Undergrad.	Grad.
Business Ed.	31	18	Physics	2	2
Dramatic Art	-	2	Economics	4	3
English	16	16	Geography	2	2
Library Science	-	4	History	7	11
Speech	4	6	Political Science	4	1
Art.	2	3	Psychology	2	6
Music	6	5	Other Soc. Science	14	3
French	3	2	Sociology	2	2
Spanish	-	2	Agriculture	6	2
Mathematics	13	11	Industrial Arts	6	1
Special Ed.	-	2	Voc-Tech	-	1
Health and P.E.	17	8	Trade and Indus.	10	8
Nursing & Pub. Health	3	2	College Admin.	-	2
Biology	15	6	Gen. School Admin.	-	7
Chemistry	2	4	Sec. School Admin.	-	5
Gen. Science	6	2	Elem. School Admin.	-	1
Phys. Science	3	2	Secondary Ed.	3	8
Guidance Coun.	-	16	Homemaking	1	-
Latin	2	-	Elementary Ed.	8	4
Other Foreign Lang.	2	-	Engineering	1	-
Philosophy	2	-			



TABLE 32

DATA ABOUT THE NUMBER OF PROFESSIONAL PERSONNEL, SALARY, AGE, EXPERIENCE, HIGHEST DEGREE EARNED, MAJOR POSITION, AND GRADUATE MAJORS EMPLOYED IN AREA VI FOR THE 1972-73 SCHOOL YEAR

	Major Position	No. of Persons
112	Male Professional Personnel	
30	Female Professional Personnel	
142	All Professional Personnel	
\$11,980	Mean salary (all staff)	
12,335	Mean salary (full-time only)	
39 yrs.	Mean age - male	
37 yrs.	Mean age - female	
38 yrs.	Mean age - all	
12 yrs.	Mean total teaching experience - male	
10 yrs.	Mean total teaching experience - female	
12 yrs.	Mean total teaching experience - all	
70	Received highest degree in Iowa institutions	
60	Received highest degree outside Iowa	

HIGHEST DEGREE EARNED BY PERSONNEL

Type of degree	No. of			Major	No. of	
	Male	Female	Total		Undergrad.	Grad.
None	4	7	11	Business Ed.	19	15
Bachelor	14	5	19	Dramatic Art	3	4
Master	86	18	104	English	17	11
Specialist	3	-	3	Library Science	2	3
Doctor	5	-	5	Speech	5	5
				Art	3	3
				Music	6	4
176				Mathematics	10	5
141	Mean total semester hours - male			Special Ed.	-	3
169	Mean total semester hours - female			Health and P.E.	12	6
	Mean total semester hours - all			Biology	9	7
				Chemistry	3	2
				General Science	1	1
				Physics	2	4
				Accounting	1	-
				Journalism	-	1
				German	1	-
				Spanish	2	-
				Business Ed.	19	15
				Dramatic Art	3	4
				English	17	11
				Library Science	2	3
				Speech	5	5
				Art	3	3
				Music	6	4
				Mathematics	10	5
				Special Ed.	-	3
				Health and P.E.	12	6
				Biology	9	7
				Chemistry	3	2
				General Science	1	1
				Physics	2	4
				Accounting	1	-
				Journalism	-	1
				German	1	-
				Spanish	2	-
				Economics	7	7
				Geography	3	3
				History	9	9
				Political Science	1	2
				Psychology	4	4
				Other Soc. Sci.	10	3
				Sociology	1	3
				Industrial Arts	9	1
				Trade and Indus.	1	2
				Gen. School Admin.	-	7
				Sec. School Admin.	-	2
				Secondary Ed.	3	7
				Guidance Counsel.	-	15
				Agriculture	8	3
				Philosophy	1	-
				Home-making	2	-
				Elem. Educ.	2	1
				Physical Science	2	-

TABLE 33

DATA ABOUT THE NUMBER OF PROFESSIONAL PERSONNEL, SALARY, AGE, EXPERIENCE, HIGHEST DEGREE EARNED, MAJOR POSITION, AND GRADUATE MAJORS EMPLOYED IN AREA VII FOR THE 1972-73 SCHOOL YEAR

	Major Position	No. of Persons
76	Male Professional Personnel	1
22	Female Professional Personnel	4
98	All Professional Personnel	5
\$11,751	Mean salary (all staff)	
11,614	Mean salary (full-time only)	
4 yrs.	Mean age - male	
37 yrs.	Mean age - female	
40 yrs.	Mean age - all	
6 yrs.	Mean total teaching experience - male	
4 yrs.	Mean total teaching experience - female	
6 yrs.	Mean total teaching experience - all	
41	Received highest degree in Iowa institution	9
17	Received highest degree outside Iowa	6

HIGHEST DEGREE EARNED BY PERSONNEL

Type of degree	Male	Female	Total
None	31	9	40
Associate	3	2	5
Bachelor	21	10	31
Master	18	1	19
Doctor	3	-	3

103	Mean total semester hours - male
85	Mean total semester hours - female
98	Mean total semester hours - all

Major	Undergrad.	Grad.	No. of Undergrad.	No. of Grad.
Business Ed.	6	5	1	-
English	2	-	1	-
Library Science	-	1	1	-
Agriculture	7	4	1	-
Trade and Industries	4	3	1	-
Gen. School Admin.	-	1	1	-
Sec. School Admin.	-	3	1	-
Guidance Counsel.	-	7	1	-
Physics	2	1	2	-
Vocational-Technical	2	1	2	-
Journalism	1	-	1	-
Speech	1	-	4	-
Art	4	-	-	1
French	1	-	3	-
Mathematics	1	-	1	-
Engineering	3	1	1	-



TABLE 34

DATA ABOUT THE NUMBER OF PROFESSIONAL PERSONNEL, SALARY, AGE, EXPERIENCE, HIGHEST DEGREE EARNED, MAJOR POSITION, AND GRADUATE MAJORS EMPLOYED IN AREA IX FOR THE 1972-73 SCHOOL YEAR

	Major Positions	No. of Persons
117	Male Professional Personnel	
50	Female Professional Personnel	1
167	All Professional Personnel	9
\$9,748	Mean salary (all staff)	3
10,357	Mean salary (full-time only)	2
40 yrs.	Mean age - male	8
39 yrs.	Mean age - female	2
40 yrs.	Mean age - all	8
11 yrs.	Mean total teaching experience - male	5
9 yrs.	Mean total teaching experience - female	1
10 yrs.	Mean total teaching experience - all	108
08	Received highest degree in Iowa institutions	12
73	Received highest degree outside Iowa	6
	Chairman/Head	1
	Specialist	1
	Evaluator	
	Teacher/Coordinator	
	Instructor	
	Assistant Dean/Director	
	Librarian	
	Counselor	
	Registrar	
	Coordinator	
	Manager	
	Dean	
	Director	
	Superintendent	

HIGHEST DEGREE EARNED BY PERSONNEL

Type of degree	Male	Female	Total	Major	No. of Undergrad.	No. of Grad.	Major	No. of Undergrad.	No. of Grad.
None	12	9	21	Business Ed.	13	7	Physical Science	2	2
Associate	3	2	5	Dramatic Art	2	2	Physics	3	-
Bachelor	23	20	43	English	16	12	Economics	2	2
Master	70	16	86	Library Science	1	4	History	7	3
Specialist	2	3	5	Speech	5	1	Political Science	4	1
Doctor	2	-	2	Art	4	2	Psychology	4	3
				Music	2	2	Other Soc. Sci.	9	4
				French	1	1	Agriculture	6	1
				German	2	2	Homemaking	1	-
				Spanish	5	1	Industrial Arts	10	3
166				Mathematics	9	5	Vocational-Technical	2	3
133				Engineering	3	1	Trade and Indus.	6	3
156				Health and P.E.	9	2	College Admin.	-	1
				Nursing & Pub. Health	13	4	Gen. School Admin.	-	7
				Biology	8	4	Sec. School Admin.	-	9
				Chemistry	3	3	Elem. School Admin.	-	1
				Gen. Science	2	1	Secondary Education	6	8
				Accounting	3	1	Guidance Counsel.	-	12
				Journalism	1	-	Philosophy	1	-
				Junior High Educ.	1	-	Sociology	2	-
				Elem. Education	2	-	Religion	1	-

Mean total semester hours - male
 Mean total semester hours - female
 Mean total semester hours - all



TABLE 35

DATA ABOUT THE NUMBER OF PROFESSIONAL PERSONNEL, SALARY, AGE, EXPERIENCE, HIGHEST DEGREE EARNED, MAJOR POSITION, AND GRADUATE MAJORS EMPLOYED IN AREA X FOR THE 1972-73 SCHOOL YEAR

	Major Position	No. of Persons
167	Male Professional Personnel	
68	Female Professional Personnel	1
235	All Professional Personnel	1
\$11,298	Mean salary (all staff)	1
12,444	Mean salary (full-time only)	1
38 yrs.	Mean age - male	1
36 yrs.	Mean age - female	12
38 yrs.	Mean age - all	1
8 yrs.	Mean total teaching experience - male	13
5 yrs.	Mean total teaching experience - female	6
7 yrs.	Mean total teaching experience - all	1
122	Received highest degree in Iowa institutions	2
60	Received highest degree outside Iowa	123

HIGHEST DEGREE EARNED BY PERSONNEL

Type of degree	Male	Female	Total
None	31	17	48
Associate	3	2	5
Bachelor	47	26	73
Master	76	19	95
Specialist	3	3	6
Doctor	7	1	8

139	Mean total semester hours - male
105	Mean total semester hours - female
129	Mean total semester hours - all

Major	No. of		Major	No. of	
	Undergrad.	Grad.		Undergrad.	Grad.
Business Ed.	35	20	Economics	4	2
English	19	10	History	11	2
Library Science	-	2	Psychology	8	4
Speech	3	2	Other Soc. Science	10	6
Art	2	4	Sociology	7	3
Music	3	2	Religion	-	2
Spanish	-	1	Agriculture	12	8
Mathematics	14	7	Industrial Arts	13	4
Special Ed.	1	1	Trade and Indus.	4	4
Health and P.E.	18	4	Gen. School Admin.	2	6
Biology	9	5	Sec. School Admin.	-	2
Chemistry	2	1	Secondary Ed.	10	3
Physics	3	1	Guidance Counsel.	-	14
Accounting	1	-	Homemaking	3	1
French	4	1	Vocational-Technical	1	2
Engineering	4	2	College Admin.	-	4
Nursing & Public Health	3	1	Geography	1	1
Journalism	1	-	Political Science	4	2
General Science	2	-	Social Work	-	1
Physical Science	1	-	Elementary Educ.	3	1



TABLE 36

DATA ABOUT THE NUMBER OF PROFESSIONAL PERSONNEL, SALARY, AGE, EXPERIENCE, HIGHEST DEGREE EARNED, MAJOR POSITION, AND GRADUATE MAJORS EMPLOYED IN AREA XI FOR 1972-73 SCHOOL YEAR

	Major Position	No. of Persons
159	Male Professional Personnel	
89	Female Professional Personnel	1
248	All Professional Personnel	3
\$11,726	Mean salary (all staff)	11
-12,118	Mean salary (full-time only)	1
40 yrs.	Mean age - male	1
38 yrs.	Mean age - female	16
39 yrs.	Mean age - all	1
7 yrs.	Mean total teaching experience - male	1
5 yrs.	Mean total teaching experience - female	4
7 yrs.	Mean total teaching experience - all	3
107	Received highest degree in Iowa institutions	15
69	Received highest degree outside Iowa	2

HIGHEST DEGREE EARNED BY PERSONNEL

Type of degree	Male	Female	Total
None	37	35	72
Associate	1	-	1
Bachelor	38	31	69
Master	73	23	96
Specialist	3	-	3
Doctor	7	-	7

	Mean total semester hours - male	Mean total semester hours - female	Mean total semester hours - all
133			
100			
121			

Major	No. of		Major	No. of
	Undergrad.	Grad.		
Accounting	4	-	History	9
Business Ed.	32	16	Political Science	2
English	15	8	Psychology	4
Library Science	-	2	Other Soc. Science	5
Speech	3	3	Sociology	14
Art	3	1	Agriculture	10
Music	2	1	Homemaking	12
Spanish	2	1	Industrial Arts	11
Mathematics	11	3	Vocational-Technical	10
Special Ed.	3	3	Trade and Indus.	7
Health and P.E.	9	4	Gen. School Admin.	15
Safety Education	1	1	Sec. School Admin.	4
Biology	3	4	Secondary Education	10
Chemistry	4	1	Physical Science	4
Physics	4	1	Economics	1
Elementary Ed.	3	1	Guidance Counsel.	5
Early Childhood Ed.	1	1	Engineering	1
Dramatic Art	1	1	Nursing & Pub. Health	10
General Science	4	-	Geography	1
			Philosophy	1

DATA ABOUT THE NUMBER OF PROFESSIONAL PERSONNEL, SALARY, AGE, EXPERIENCE, HIGHEST DEGREE EARNED, MAJOR POSITION, AND GRADUATE MAJORS EMPLOYED IN AREA XII FOR THE 1972-73 SCHOOL YEAR

	Major Position	No. of Persons	No. of		Major	No. of		No. of
			Undergrad.	Grad.		Undergrad.	Grad.	
57	Male Professional Personnel							
24	Female Professional Personnel							
81	All Professional Personnel							
\$12,131	Mean salary (all staff)							
12,040	Mean salary (full-time only)							
44 yrs.	Mean age - male							
43 yrs.	Mean age - female							
44 yrs.	Mean age - all							
7 yrs.	Mean total teaching experience - male							
7 yrs.	Mean total teaching experience - female							
7 yrs.	Mean total teaching experience - all							
22	Received highest degree in Iowa institutions							
25	Received highest degree outside Iowa							

Type of degree	Highest Degree Earned by Personnel		Total
	Male	Female	
None	26	13	39
Bachelor	15	7	22
Master	14	3	17
Doctor	2	1	3

Mean total semester hours - male		Mean total semester hours - female		Mean total semester hours - all	
94					
84					
91					

Major Position	No. of Undergrad.	No. of Grad.	Major	No. of Undergrad.	No. of Grad.
Superintendent	12	5	Nursing & Pub. Health	1	1
Director	2	-	Safety Education	1	-
Dean	4	1	Biology	1	-
Coordinator	4	2	Gen. Science	1	-
Supervisor	-	2	Physics	1	-
Officer	-	2	Economics	2	-
Instructor	-	1	History	2	-
Teacher/Coordinator	-	2	Political Science	1	-
Chairman/Head	-	5	Other Soc. Science	3	-
			Sociology	2	-
			Agriculture	2	1
			Homemaking	1	-
			Trade & Indus.	1	-
			Elementary Educ.	1	-
			Health & P.E.	1	-



TABLE 38

DATA ABOUT THE NUMBER OF PROFESSIONAL PERSONNEL, SALARY, AGE, EXPERIENCE, HIGHEST DEGREE EARNED, MAJOR POSITION, AND GRADUATE MAJORS EMPLOYED IN AREA XIII FOR THE 1972-73 SCHOOL YEAR

	Major Position	No. of Persons
96	Male Professional Personnel	
40	Female Professional Personnel	1
136	All Professional Personnel	2
	Assistant Superintendent	3
	Director	1
	Manager	5
	Coordinator	6
	Counselor	1
	Librarian	18
	Chairman/Head	75
	Instructor	19
	Teacher/Coordinator	2
	Dean	

\$11,100 Mean salary (all staff)
12,417 Mean salary (full-time only)

40 yrs. Mean age - male
40 yrs. Mean age - female
40 yrs. Mean age - all

3 yrs. Mean total teaching experience - male
7 yrs. Mean total teaching experience - female
9 yrs. Mean total teaching experience - all

28 Received highest degree in Iowa institutions
74 Received highest degree outside Iowa

HIGHEST DEGREE EARNED BY PERSONNEL

Type of degree	Male	Female	Total
None	21	13	34
Associate	1	2	3
Bachelor	18	13	31
Master	46	11	57
Specialist	2	-	2
Doctor	8	1	9

148 Mean total semester hours - male
102 Mean total semester hours - female
135 Mean total semester hours - all

Major	No. of Undergrad.	No. of Grad.
Business Ed.	15	4
Dramatic Art	-	1
English	9	6
Journalism	1	-
Library Science	-	1
Music	4	3
Spanish	1	1
Mathematics	4	3
Health and P.E.	7	3
Nursing & Pub. Health	2	1
Biology	5	4
Chemistry	3	-
General Science	5	1
Physical Science	-	2
Accounting	2	-
Speech	3	-
Latin	2	-
Homemaking	2	-
Early Childhood Educ.	1	-
Physics	-	2
Economics	3	1
History	5	3
Political Science	1	2
Psychology	3	5
Other Soc. Sci.	4	1
Sociology	4	1
Industrial Arts	3	2
Agriculture	9	1
Trade and Indus.	5	3
Gen. School Admin.	-	10
Sec. School Admin.	-	3
Secondary Ed.	4	4
Guidance Counsel.	4	6
Vocational-Technical	2	4
Philosophy	1	-
Religion	1	-
Elementary Educ.	2	-

DATA ABOUT THE NUMBER OF PROFESSIONAL PERSONNEL, SALARY, AGE, EXPERIENCE, HIGHEST DEGREE EARNED, MAJOR POSITION, AND GRADUATE MAJORS EMPLOYED IN AREA XIV FOR THE 1972-73 SCHOOL YEAR

33	Male Professional Personnel	
8	Female Professional Personnel	
41	All Professional Personnel	
\$11,787	Mean salary (all staff)	
11,787	Mean salary (full-time only)	
36 yrs.	Mean age - male	
46 yrs.	Mean age - female	
38 yrs.	Mean age - all	
8 yrs.	Mean total teaching experience - male	
10 yrs.	Mean total teaching experience - female	
8 yrs.	Mean total teaching experience - all	
8	Received highest degree in Iowa institutions	
24	Received highest degree outside Iowa	

HIGHEST DEGREE EARNED BY PERSONNEL

Type of degree	Male	Female	Total
None	8	2	10
Bachelor	3	2	5
Master	17	4	21
Doctor	5	-	5

142	Mean total semester hours - male
151	Mean total semester hours - female
144	Mean total semester hours - all

Major Position	No. of Persons	No. of		Major	No. of	
		Undergrad.	Grad.		Undergrad.	Grad.
Superintendent	1			Physical Science	1	
Director	3			Physics	1	2
Dean	2			History	3	1
Counselor	1			Psychology		2
Librarian	2			Other Soc. Sci.	2	2
Teacher/Coordinator	2			Sociology	1	1
Instructor	28			Industrial Arts	3	2
Coordinator	2			Gen. School Admin.		2
				Sec. School Admin.		2
				Secondary Ed.	3	2
				Elementary Ed.	4	1
				Guidance Counsel.		6
				Geography		1
				Political Science	1	
				Junior High Educ.	1	



TABLE 40

DATA ABOUT THE NUMBER OF PROFESSIONAL PERSONNEL, SALARY, AGE, EXPERIENCE, HIGHEST DEGREE EARNED, MAJOR POSITION, AND GRADUATE MAJORS EMPLOYED IN AREA XV FOR THE 1972-73 SCHOOL YEAR

	Major Position	No. of Persons
87	Male Professional Personnel	
26	Female Professional Personnel	1
113	All Professional Personnel	2
\$12,435	Mean salary (all staff)	4
\$2,909	Mean salary (full-time only)	1
40 yrs.	Mean age - male	4
40 yrs.	Mean age - female	2
40 yrs.	Mean age - all	5
10 yrs.	Mean total teaching experience - male	1
8 yrs.	Mean total teaching experience - female	4
10 yrs.	Mean total teaching experience - all	10
26	Received highest degree in Iowa institution	77
45	Received highest degree outside Iowa	5

HIGHEST DEGREE EARNED BY PERSONNEL

Type of degree	Male	Female	Total
None	30	10	40
Associate	-	1	1
Bachelor	12	8	20
Master	39	6	45
Specialist	3	1	4
Doctor	3	-	3

123	Mean total semester hours - male
101	Mean total semester hours - female
118	Mean total semester hours - all

Major	No. of		Major	No. of	
	Undergrad.	Grad.		Undergrad.	Grad.
Business Ed.	10	6	Physical Science	-	1
Dramatic Art	1	1	History	2	3
English	7	3	Psychology	-	1
Speech	2	1	Other Soc. Sci.	6	1
Art	1	1	Sociology	3	1
Music	1	1	Agriculture	5	1
Mathematics	8	1	Industrial Arts	12	5
Spanish	1	1	Voc-Tech	1	1
Special Ed.	-	1	Trade and Indus.	1	3
Health and P.E.	7	3	Gen. School Admin.	-	6
Safety Ed.	-	1	Sec. School Admin.	-	3
Biology	5	3	Secondary Ed.	5	3
Chemistry	-	1	Guidance Counsel.	-	11
General Science	2	2	Physics	-	1
Accounting	2	-	Political Science	3	-
Nursing & Pub. Health	3	-	Religion	1	-
Homemaking	1	-	Elementary Educ.	1	-



TABLE 41

DATA ABOUT THE NUMBER OF PROFESSIONAL PERSONNEL, SALARY, AGE, EXPERIENCE, HIGHEST DEGREE EARNED, MAJOR POSITION, AND GRADUATE MAJORS EMPLOYED IN AREA XVI FOR THE 1972-73 SCHOOL YEAR

	Major Position	No. of Persons
72	Male Professional Personnel	1
33	Female Professional Personnel	7
105	All Professional Personnel	8
\$12,100	Mean salary (all staff)	1
12,593	Mean salary (full-time only)	7
40 yrs.	Mean age - male -	1
42 yrs.	Mean age - female	1
41 yrs.	Mean age - all	2
12 yrs.	Mean total teaching experience - male	2
10 yrs.	Mean total teaching experience - female	7
12 yrs.	Mean total teaching experience - all	3
37	Received highest degree in Iowa institutions	73
55	Received highest degree outside Iowa	8

HIGHEST DEGREE EARNED BY PERSONNEL

Type of degree	Male	Female	Total
None	0	3	9
Associate	2	1	3
Bachelor	10	12	22
Master	51	14	65
Specialist	1	2	3
Doctor	2	1	3

159	Mean total semester hours - male
137	Mean total semester hours - female
152	Mean total semester hours - all

Major	No. of		Major	No. of	
	Undergrad.	Grad.		Undergrad.	Grad.
Business Ed.	13	8	Physics	-	1
Dramatic	1	1	Economics	3	1
English	13	7	Geography	1	1
Library Science	-	3	History	7	6
Speech	1	3	Political Science	-	1
Art	2	2	Psychology	3	1
Music	2	2	Sociology	4	3
Latin	1	1	Industrial Arts	7	3
Mathematics	8	6	Trade and Indus.	6	2
Special Ed.	-	1	Gen. School Admin.	-	2
Health and P.E.	10	1	Sec. School Admin.	-	4
Biology	3	6	Elem. School Admin.	-	1
Chemistry	3	2	Secondary Ed.	3	1
French	1	1	Guidance Counsel.	-	10
German	1	-	Voc-Tech.	3	2
Spanish	3	-	Other Social Sci.	6	1
Engineering	1	-	Elem. Educ.	1	-
Nursing & Pub. Health	4	-	General Science	4	-
Physical Science	1	-			

TABLE 42

DATA ABOUT THE NUMBER OF PROFESSIONAL PERSONNEL, SALARY, AGE, EXPERIENCE, HIGHEST DEGREE EARNED, MAJOR POSITION, AND GRADUATE MAJORS EMPLOYED IN ALL AREA SCHOOLS FOR THE 1972-73 SCHOOL YEAR

	Male Professional Personnel		Female Professional Personnel		All Professional Personnel		Mean salary (all staff)	Mean salary (full-time only)	40 yrs. Mean age - male	38 yrs. Mean age - female	40 yrs. Mean age - all	10 yrs. Mean total teaching experience - male	7 yrs. Mean total teaching experience - female	9 yrs. Mean total teaching experience - all	734 Received highest degree in Iowa inst.	693 Received highest degree outside Iowa
	No. of Persons	Mean Salary	No. of Persons	Mean Salary	No. of Persons	Mean Salary										
1,342																
516																
1,858																
\$11,503																
12,157																
40 yrs.																
38 yrs.																
40 yrs.																
10 yrs.																
7 yrs.																
9 yrs.																
734																
693																

HIGHEST DEGREE EARNED BY PERSONNEL

Type of degree	Male		Female		Total
	No.	Percentage	No.	Percentage	
None	257	143	400		
Associate	15	13	28		
Bachelor	269	180	449		
Master	721	165	886		
Specialist	20	9	29		
Doctor	55	6	61		
146	Mean total semester hours - male				
110	Mean total semester hours - female				
139	Mean total semester hours - all				

Major	No. of		Major	No. of	
	Undergrad.	Grad.		Undergrad.	Grad.
Acc'tg.	21	3	Spec. Ed.	4	13
Bus. Ed.	234	131	Health-P.E.	111	37
Dram. Art.	11	13	Biology	76	47
English	138	88	Chemistry	28	19
Lib. Sci.	4	27	Gen. Sci.	34	9
Speech	36	26	Physical Sci.	16	11
Art	24	19	Physics	21	18
Music	38	26	Economics	36	14
French	12	7	Geography	8	7
German	5	3	History	77	52
Latin	5	1	Philosophy	5	1
Spanish	16	9	Political Sci.	21	13
Math.	97	52	Psychology	33	33
Voc-Tech.	22	22	Soc. Work	-	1
Col. Admin.	-	5	Journalism	6	2
Safety Ed.	3	3	Early Child Ed.	2	1
Nurs-Pub Health	47	16			

Table 43 presents a comparison of area school professional employees for the 1970-71 through 1972-73 school years. The total number of professional employees increased from 1,661 in the 1970-71 school year to 1,859 in the 1972-73 school year. It is interesting to note that the number of professional employees classifying their primary assignment as administrators decreased from 218 in the 1970-71 school year to 196 in the 1972-73 school year.

Table 44 presents information on area school professional employees for the 1972-73 school year who classified their assignments as administrative.

Table 45 presents information on area school professional employees for the 1972-73 school year who classified their assignments in the area of career education.

Table 46 presents information on area school professional employees for the 1972-73 school year who classified their assignments in the area of college parallel education.

Table 47 presents information on area school professional employees for the 1972-73 school year who classified their assignments in the area of student services.

Tables 45 and 46 do not identify professional staff in adult education and therefore it is expected that a small number of staff employed primarily in adult education may be included in either tables 45 or 46.

Table 48 presents information on the racial background of area school professional employees for the 1972-73 school year. Over ninety-eight percent of all professional employees classified themselves as caucasian.

Figure 9 presents an illustration of the highest formal educational preparation attained by professional staff in area schools. The highest formal preparation obtained by the greatest number of professional staff was the master's degree.

TABLE 43

 AREA SCHOOL PROFESSIONAL EMPLOYEES COMPARISON OF 1972-73 YEAR WITH PREVIOUS YEARS
 Summary of Information Reported on All Professional Staff in Area Schools*

	1972-73 School Year	1971-72 School Year	1970-71 School Year
Total Number of Staff	1,859	1,793	1,661
Total Amount of Salaries	\$21,361,561	\$20,266,279	\$18,496,949
Average Salary	\$ 11,491	\$ 11,303	\$ 11,136
Average Age	40	40	40
Average Total Experience	9	9	9
Average Experience in This Merged Area	4	4	4
Average Semester Hours of College Work	138	138	139
<u>SEX</u>			
All - Male	1,342	1,303	1,236
Female	516	490	425
Administrators Only - Male	183	177	197
Female	13	10	21
Student Service Only - Male	184	176	109
Female	75	73	43
Instructional Only - Male	975	950	930
Female	428	407	361
<u>AVERAGE AGE</u>			
All - Male	40	40	40
Female	40	39	40
Administrators Only - Male	41	41	41
Female	46	43	43
Student Service Only - Male	39	38	38
Female	41	41	41
Instructional Only - Male	40	40	40
Female	40	39	40
<u>AVERAGE SEMESTER HOURS</u>			
All - Male	146	145	164
Female	118	122	122
Administrators Only - Male	176	174	175
Female	127	113	128
Student Services Only - Male	164	164	168
Female	129	136	145
Instructional Only - Male	137	136	128
Female	115	119	119
<u>HIGHEST DEGREE</u>			
None - Male	257	267	255
Female	143	138	115
Associate - Male	15	15	12
Female	13	6	6
Bachelors - Male	271	247	225
Female	180	165	146
Masters - Male	723	707	690
Female	165	168	153
Specialist - Male	21	18	17
Female	9	9	2
Doctors - Male	55	49	37
Female	6	4	3
<u>RECEIVED HIGHEST DEGREE IN INSTITUTION LOCATED</u>			
In-State - Male	532	503	463
Female	202	190	161
Out-of-State - Male	552	533	521
Female	161	161	152

*Source: Iowa Professional School Employees Data Sheet

DATA ABOUT THE NUMBER OF PROFESSIONAL PERSONNEL, SALARY, AGE, EXPERIENCE, HIGHEST DEGREE EARNED, MAJOR POSITION, AND GRADUATE MAJORS EMPLOYED IN ADMINISTRATION IN ALL AREA SCHOOLS FOR THE 1972-73 SCHOOL YEAR

183 Male Professional Personnel.

13 Female Professional Personnel

196 All Professional Personnel

\$16,186 Mean salary

41 yrs. Mean age - male

46 yrs. Mean age - female

42 yrs. Mean age - all

14 yrs. Mean total teaching experience - male

10 yrs. Mean total teaching experience - female

14 yrs. Mean total teaching experience - all

50 Received highest degree in Iowa inst.

97 Received highest degree outside Iowa

HIGHEST DEGREE EARNED BY PERSONNEL

Type of degree	Male	Female	Total
None	8	1	9
Associate	1	1	2
Bachelor	30	5	35
Master	103	6	109
Specialist	8	-	8
Doctor	33	-	33

176 Mean total semester hours - male

127 Mean total semester hours - female

173 Mean total semester hours - all

Major Position	No. of Persons
Superintendent	16
Assistant Superintendent	10
Director	66
Consultant	4
Dean	13
Manager	10
Coordinator	36
Supervisor	9
Administrative Assistant	6
Registrar	4
Advisor	2
Associate Superintendent	3
Chairman/Head	11
Assistant Dean/Director	6

Major	No. of		Major	No. of	
	Undergrad.	Grad.		Undergrad.	Grad.
Accounting	5	1	Economics	7	-
Business Ed.	41	9	History	5	3
English	5	2	Psychology	6	5
Library Science	-	2	Journalism	3	1
Speech	4	2	Other Social Science	17	2
Music	3	1	Sociology	5	2
Mathematics	11	2	Religion	1	-
Voc-Tech	1	5	Agriculture	12	5
College Admin.	-	2	Industrial Arts	34	11
Health & P.E.	17	3	Gen. Sch Admin.	1	36
Biology	7	2	Sec. Sch Admin.	-	23
Chemistry	2	1	Elem. Sch Admin.	-	2
Physical Science	-	2	Secondary Ed.	6	9
Physics	4	-	Elementary Ed.	3	3
Spanish	1	-	Guidance Counseling	-	28
Trade & Indus.	8	10	General Science	6	-
Philosophy	1	-	Political Science	2	-
Homemaking	3	-	Safety Ed.	1	1

TABLE 45

DATA ABOUT THE NUMBER OF PROFESSIONAL PERSONNEL, SALARY, AGE, EXPERIENCE, HIGHEST DEGREE EARNED, MAJOR POSITION, AND GRADUATE MAJORS EMPLOYED IN CAREER EDUCATION IN ALL AREA SCHOOLS FOR THE 19-72-73 SCHOOL YEAR

	Major Position	No. of Persons
555	Male Professional Personnel	1
283	Female Professional Personnel	3
938	All Professional Personnel	1
\$10,970	Mean salary	1
41 yrs.	Mean age - male	1
38 yrs.	Mean age - female	1
40 yrs.	Mean age - all	59
6 yrs.	Mean total teaching experience - male	638
5 yrs.	Mean total teaching experience - female	134
6 yrs.	Mean total teaching experience - all	
277	Received highest degree in Iowa inst.	
203	Received highest degree outside Iowa	

Major	No. of		Major	No. of	
	Undergrad.	Grad.		Undergrad.	Grad.
Accounting	10	1	Economics	6	3
Business Ed.	105	64	History	5	2
Dramatic Art	-	1	Psychology	3	1
English	9	3	Early Child. Ed.	2	1
Library Science	-	3	Sociology	2	2
Art	8	2	Agriculture	67	23
Mathematics	17	5	Homemaking	13	2
Voc-Tech	18	12	Indus. Arts	50	22
College Admin.	-	4	Gen Sch Admin.	-	3
Safety Ed.	1	1	Sec Sch Admin.	-	12
Spec. Ed.	-	3	Secondary Ed.	15	10
Health & P.E.	22	5	Elementary Ed.	3	1
Biology	21	5	Guid. Counseling	-	8
Chemistry	3	-	Trade & Indus.	50	16
General Science	11	1	Engineering	17	5
Physical Science	5	2	Nursing & Pub. Health	44	7
Physics	3	2	Political Science	3	1
Journalism	2	1	Other Soc. Science	5	-
Speech	5	-	Religion	1	-
Music	3	-	Junior High Ed.	1	-
Spanish	1	-			

HIGHEST DEGREE EARNED BY PERSONNEL

Type of degree	Male	Female	Total
None	236	119	355
Associate	14	10	24
Bachelor	180	114	294
Master	120	37	157
Specialist	2	2	5
Doctor	2	1	3

101	Mean total semester hours - male
92	Mean total semester hours - female
98	Mean total semester hours - all

DATA ABOUT THE NUMBER OF PROFESSIONAL PERSONNEL, SALARY, AGE, EXPERIENCE, HIGHEST DEGREE EARNED, MAJOR POSITION, AND GRADUATE MAJORS EMPLOYED IN COLLEGE PARALLEL IN ALL AREA SCHOOLS FOR THE 1972-73 SCHOOL YEAR

483 Male Professional Personnel
 160 Female Professional Personnel
 643 All Professional Personnel

\$10,660 Mean salary

39 yrs. Mean age - male

42 yrs. Mean age - female

40 yrs. Mean age - all

12 yrs. Mean total teaching experience - male

12 yrs. Mean total teaching experience - female

12 yrs. Mean total teaching experience - all

280 Received highest degree in Iowa, inst.

335 Received highest degree outside Iowa

HIGHEST DEGREE EARNED BY PERSONNEL

Type of degree	Male	Female	Total
None	10	9	19
Associate	2	0	2
Bachelor	39	32	71
Master	408	108	516
Specialist	6	6	12
Doctor	18	5	23

182 Mean total semester hours - male
 161 Mean total semester hours - female
 177 Mean total semester hours - all

Major Position	No. of Persons
Director	2
Coordinator	2
Counselor	2
Chairman/Head	41
Instructor	566
Teacher/Coordinator	28
Assistant Dean/Director	1
Librarian	1

Major	No. of		Major	No. of	
	Undergrad.	Grad.		Undergrad.	Grad.
Accounting	10	1	Economics	21	11
Business Ed.	79	62	Geography	9	7
Dramatic Art	10	13	History	48	44
English	103	84	Philosophy	4	1
Speech	28	23	Political Science	11	12
Art	15	17	Psychology	17	22
Music	29	25	Social Work	-	1
French	9	7	Journalism	2	2
German	3	3	Other Soc. Sci.	48	24
Latin	3	1	Sociology	20	14
Spanish	13	9	Religion	-	2
Mathematics	64	46	Homemaking	2	2
Voc-Tech	-	2	Industrial Arts	8	3
Safety Ed.	1	1	Gen Sch Admin.	1	16
Spec. Ed.	3	7	Sec Sch Admin.	-	20
Health & P.E.	45	27	Elem Sch Admin.	-	2
Biology	47	42	Secondary Ed.	22	27
Chemistry	23	18	Elementary Ed.	16	5
General Science	16	9	Guid. Counseling	-	22
Physical Science	8	8	Engineering	4	2
Physics	15	17	Agriculture	6	-
Other Foreign Lang.	2	-	Trade & Indus.	5	-
College Admin.	-	1			

TABLE 47

DATA ABOUT THE NUMBER OF PROFESSIONAL PERSONNEL, SALARY, AGE, EXPERIENCE, HIGHEST DEGREE EARNED, MAJOR POSITION, AND GRADUATE MAJORS EMPLOYED IN STUDENT SERVICES IN ALL AREA SCHOOLS FOR THE 1972-73 SCHOOL YEAR

184 Male Professional Personnel		185 Female Professional Personnel		186 All Professional Personnel	
\$11,930	Mean salary				
39 yrs.	Mean age - male				
41 yrs.	Mean age - female				
40 yrs.	Mean age - all				
11 yrs.	Mean total teaching experience - male				
8 yrs.	Mean total teaching experience - female				
10 yrs.	Mean total teaching experience - all				
123	Received highest degree in Iowa inst.				
111	Received highest degree outside Iowa				
HIGHEST DEGREE EARNED BY PERSONNEL					
Type of degree	Male	Female	Total		
None	10	16	26		
Associate	-	2	2		
Bachelor	37	32	69		
Master	129	24	153		
Specialist	4	1	5		
Doctor	4	-	4		
164	Mean total semester hours - male				
129	Mean total semester hours - female				
154	Mean total semester hours - all				

Major Position	No. of Persons	Major	No. of Undergrad.	No. of Grad.	No. of Undergrad.	No. of Grad.
Director	25	Accounting	1	-	4	2
Consultant	3	Business Ed.	26	12	25	5
Dean	1	Dramatic Art	1	-	8	6
Coordinator	49	English	27	1	2	-
Supervisor	15	Library Science	4	23	24	2
Registrar	4	Speech	2	1	19	3
Counselor	80	Art	1	-	3	1
Evaluator	7	Music	3	-	13	3
Advisor	1	Mathematics	10	2	15	3
Librarian	29	Vocational-Technical	3	5	-	7
Nurse	3	College Admin.	-	2	-	4
Technician	2	Special Ed.	1	4	13	4
Psychologist	1	Health & P.E.	29	3	10	2
Specialist	5	Biology	3	-	-	90
Chairman/Head	22	Physical Science	4	-	5	5
Ass't. Dean/Director	7	French	3	-	3	-
Officer	3	German	1	-	5	-
Relator	2	Latin	2	-	1	-
		Spanish	2	-	8	-
		Jr. High Educ.	2	-	-	-

TABIE 48

RACIAL COMPOSITION OF AREA
SCHOOL PROFESSIONAL STAFF

	<u>Total</u>		<u>Administration</u>		<u>Student Service</u>		<u>Instructors</u>		<u>Summary</u>	
	<u>Male</u>	<u>Female</u>	<u>Male</u>	<u>Female</u>	<u>Male</u>	<u>Female</u>	<u>Male</u>	<u>Female</u>	<u>Total</u>	<u>Z</u>
Caucasian	1,321	504	179	13	177	68	965	423	1,825	98.329
American Indian	2	--	--	--	1	--	1	--	2	.108
Negro	9	11	3	--	3	6	3	5	20	1.078
Oriental	5	--	--	--	--	--	5	--	5	.269
Spanish Surname	2	--	--	--	1	--	1	--	2	.108
Other	1	1	--	--	1	1	--	--	2	.108
<u>TOTALS</u>	1,856		195		258		1,403		1,856	100.000

242

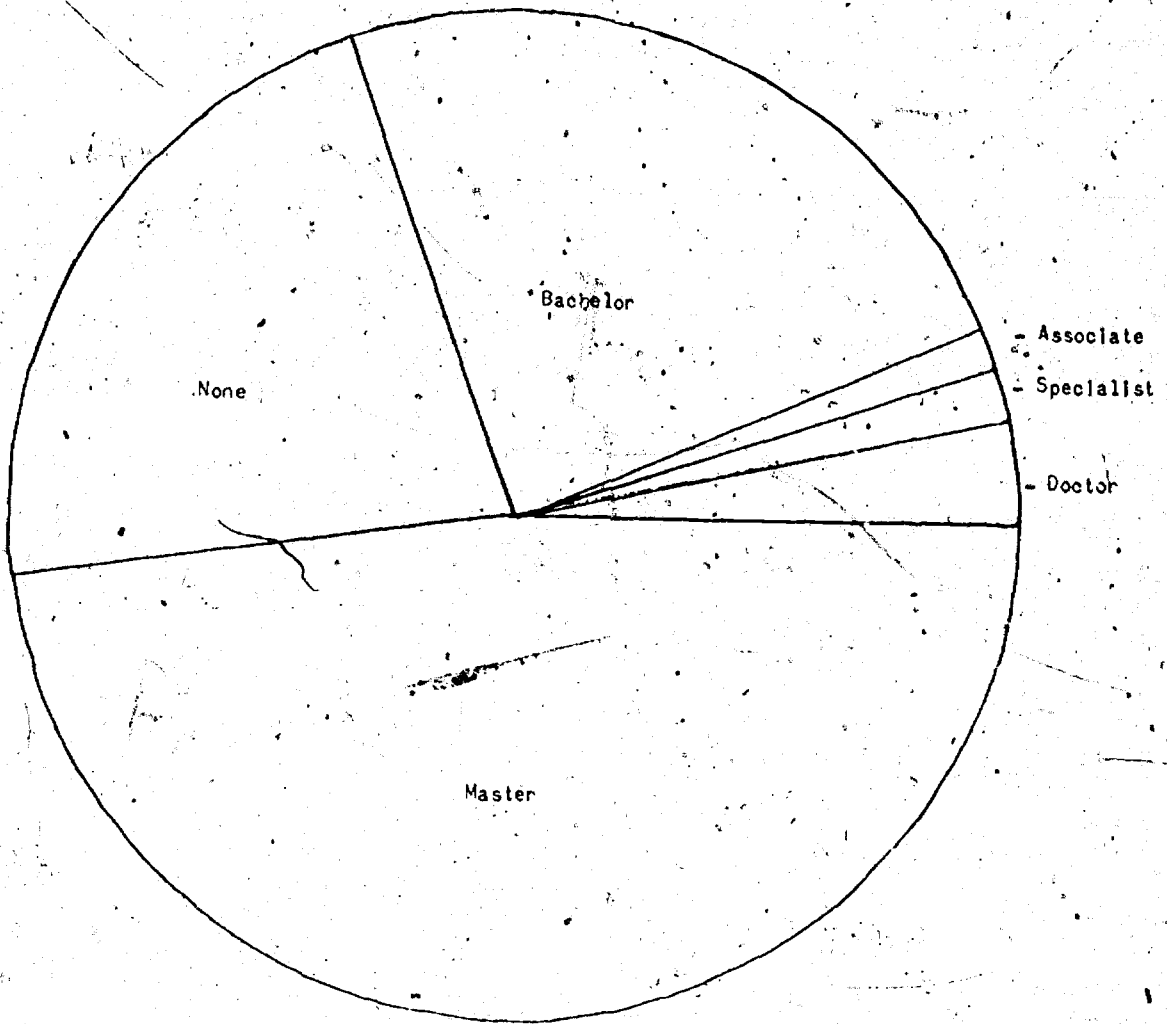


FIGURE 9

HIGHEST FORMAL EDUCATIONAL ATTAINMENT OF AREA SCHOOL
PROFESSIONAL EMPLOYEES

LIBRARY

There is no better example of the unique design of the concept of Iowa's area schools than the library or instructional resource center in the fifteen merged area schools.

The library in each merged area has developed as a result of local philosophy, needs and resources. The libraries of the merged area schools have survived the external-internal demands to centralize, decentralize, add diverse types of media, concentrate on books and periodicals, use one system of card reference or another; add various recommended numbers of volumes, spend various percentages of total operating expenditures, and many other recommendations.

The libraries in the merged area schools have developed with the concept of an instructional resource center. These instructional resource centers serve the diversity of programs offered by area schools and frequently provide extensions of their services within specialized curriculums as well as accommodating branch campus requirements and other satellite attendance centers throughout the merged areas. In several area schools, major instructional resource centers are available on each of the major campuses.

The number of materials available in instructional resource centers vary considerably from one area school to another. Several of the area schools have well organized instructional resource centers with extensive materials; many of these institutions acquired a considerable portion of these materials from the former public community and junior colleges which merged with them. Other area schools have less extensive resources but are currently developing adequate instructional resource centers to meet the needs of the programs they offer.

The procedure for housing instructional resource materials also varies considerably. In some area schools the materials are housed in a single center. In other area schools the materials are dispersed to a much greater extent and are frequently housed in sites convenient to specialized programs.

Table 49, 50, and 51 present the resources and staff of instructional resource centers in area schools. This information was obtained from an annual library report submitted to the Area Schools Division. The multi-campus area schools have combined their individual campus reports in some cases when compiling this report.

Table 49 presents information on the library staff available in instructional resource centers. This table includes all staff identified as holding positions in instructional resource centers. This table also indicates the presently vacant positions that will be filled. Table 50 presents information on resources available in instructional resource centers in area schools. This table provides information on the number of materials available as well as the materials added during the 1972-73 school year.

Table 51 presents information on library operating expenditures and library services during the 1972-73 school year. This table includes expenditures for library materials as well as library salaries.

Figure 10 presents a picture of the distribution of volumes by area schools. Area schools that merged with existing community and junior colleges generally have relatively larger holdings in proportion to student enrollments than those institutions that did not merge with any existing two-year institution.

LIBRARY STAFF

MERGED AREA	TYPE OF POSITION	SEX	HIGHEST DEGREE ATTAINED	NO. OF MONTHS EMPLOYED	SALARY	% OF TIME EMPLOYED
I - Calmar	Librarian	F	M.A.	12	\$12,190	100%
	Library Secretary	F	H.S.	12	3,739	100%
	Library Secretary	F	H.S.	4	687	50%
II - Mason City	Head Librarian	M	M.A.	12	\$12,500	100%
	Assistant Librarian	F	M.A.	9	12,280	100%
	Media Director	M	M.A.	9	13,282	50%
	Library Secretary	F	A.A.	9	325 mo.	100%
	Library Clerk	F	Diploma	9	2.00 hr.	50%
	Library Clerk	F	A.A.	9	1.60 hr.	37%
III - Estherville	Dept. Head Lrng. Ctr.	M	M.A.	12	\$16,660	100%
	Lrng. Ctr. Instructor	F	M.A.	12	14,756	100%
	Lrng. Ctr. Instructor	F	B.A.	12	4.50 hr.	50%
	Clerk	F	A.A.	12	4,472	100%
	Clerk	F	None	12	3,744	100%
	Clerk	F	None	12	3,744	100%
	Head Librarian	F	1 yr.	26	\$ 5,250	100%
IV - Sheldon	Assistant Librarian	F	2 yrs.	26	4,740	100%
	Secretary & Interloan	F	1 yr.	44	2.00 hr.	33%
	Circulation Clerk	F	1 yr.	24	1.50 hr.	35%
	5 Student Pages	F	-	-	1.00 hr.	-
	Director of Libraries	M	M.A.	12	\$15,500	100%
V - Fort Dodge	Librarian	M	M.A.	10	12,280	100%
	Librarian	F	M.A.	10	12,064	100%
	Clerical Aide	F	B.A.	9	8,760	100%
	Clerical Aide	F	B.A.	9	4,630	100%
	Clerical Aide	F	None	9	2,613	63%
	Clerical Aide	F	None	9	1,000	25%
	Clerical Aide	F	None	9	3,150	75%
	Clerical Aide	F	None	9	2,000	45%
	Audio Visual Aide	M	B.A.	9	6,000	100%
	Secretary	F	A.A.	12	4,686	100%



Table 49 (continued)

MERGED AREA	TYPE OF POSITION	SEX	HIGHEST DEGREE ATTAINED	NO. OF MONTHS EMPLOYED	SALARY	% OF TIME EMPLOYED
VI - Marshalltown	Librarian	F	M.A.	11	\$13,342	100%
	Librarian	F	M.A.	9	10,230	100%
	Librarian	F	M.A.	9	2,603	50%
	Media Specialist (EEA Funding)	M	M.A.	11	11,685	100%
	Clerical	F	H.S.	12	4,656	100%
	Clerical	F	H.S.	9	2,984	100%
	Librarian (on leave of absence-academic yr.)	F	M.A.	4	329	100%
	Director, L.R.C.	F	M.A.L.S.	11	\$14,791	100%
	Reference Librarian	F	M.A.L.S.	10.5	11,824	100%
	Media Specialist	M	M.A.	11	9,214	100%
	Secretary	F	B.A.	12	495 mo.	100%
Secretary	F	B.A.	9	300 mo.	100%	
Clerk	F	A.A.	9.5	366 mo.	100%	
Clerk	F	A.A.	9.5	336 mo.	100%	
Clerk	F	A.A.	9.5	2.20 hr.	75%	
Clerk	F	B.A.	9	1.65 hr.	40%	
Clerk	F	B.A.	9	1.96 hr.	45%	
Clerk	F	B.A.	9	1.85 hr.	25%	
VII - Waterloo	Librarian	F	M.A.L.S.	12	\$11,925	100%
	Cataloger	F	M.A.L.S.	12	9,825	100%
	Library Technician	F	Lib. Tech. Certif.	12	2.60 hr.	100%
	Library Clerk	F	B.A. Jr. High Ed.	12	2.00 hr.	100%
	Work Study	-	-	-	-	Varies
	Director Lrng. Resources	F	M.A.L.S.	12	\$10,585	100%
IX - Clinton	Lib. Technical Ass't.	F	B.A.	12	3.00 hr.	100%
	Library Secretary	F	1 yr. Sec. School/ Junior College	12	2.50 hr.	100%
	Library Director	M	M.A.	11	\$11,500	100%
Muscatine	Assistant Librarian	F	M.A.	10	9,600	100%
	Secretary	F	High School	12	2.55 hr.	100%
Scott	Librarian	M	M.S.L.S.	11	\$12,200	100%
	Clerk	F	-	12	2.10 hr.	100%

LIBRARY STAFF

MERGED AREA	TYPE OF POSITION	SEX	HIGHEST DEGREE ATTAINED	NO. OF MONTHS EMPLOYED	SALARY	% OF TIME EMPLOYED
X - Cedar Rapids	Head Librarian	F	M.A.	12	\$14,392	100%
	Associate Librarian	M	M.A.	12	11,580	100%
	Part-time Librarian	F	M.A.	10	2,926	39%
	Library Technical Ass't.	F	A.A.	9	5,123	100%
	Secretary	F	H.S.	12	5,500	100%
	Library Clerk	F	H.S.	6	2,926	100%
	Library Clerk	F	H.S.	10	3,963	100%
	Library Clerk	F	11th grade	12	2,750	60%
	Director	M	Ph.D.	12	2,838	15%
	Director	M	M.A.	12	\$18,275	100%
	Librarian	M	M.A.	12	15,500	100%
	Librarian	F	M.A.	12	10,524	100%
	Librarian	F	M.A.	12	8,500	100%
XI - Ankeny	Media Specialist	M	M.A.	12	13,000	100%
	Media Specialist	M	M.A.	12	13,000	100%
	Library Technician	F	-	12	5,760	100%
	Library Technician	F	-	12	5,799	100%
	Library Technician	M	-	12	5,094	100%
	Library Clerk	F	-	12	4,477	100%
	Library Media Coordinator	M	M.A.	10 1/2	\$ 9,680	100%
	Librarian	F	M.A.	9	\$11,607	100%
	Clerk	F	-	12	3,903	100%
	Secretary	F	-	9	1,820	40%
XIII - Clarinda	Secretary	F	-	9	2,804	75%
	Head Librarian	F	M.A.	12	\$12,026	100%
	Ass't. Librarian	F	M.A.	12	9,800	100%
	Media Specialist	M	M.A.	12	11,200	100%
	Secretary	F	-	12	4,494	100%
	Media Secretary	F	-	12	4,500	100%
	Media Secretary	F	-	12	4,500	100%
Co. Bluffs	Head Librarian	F	M.A.	12	\$12,026	100%
	Ass't. Librarian	F	M.A.	12	9,800	100%
XIII - Clarinda	Media Specialist	M	M.A.	12	11,200	100%
	Secretary	F	-	12	4,494	100%
XIII - Clarinda	Media Secretary	F	-	12	4,500	100%
	Media Secretary	F	-	12	4,500	100%

LIBRARY STAFF

MERGED AREA	TYPE OF POSITION	SEX	HIGHEST DEGREE ATTAINED	NO. OF MONTHS EMPLOYED	SALARY	% OF TIME EMPLOYED
XIV - Creston	Director	M	M.S.	12	\$16,100	100%
	Media Librarian	F	M.L.S.	11	10,542	100%
	Media Technician	F	A.A.	12	6,600	100%
	Catalog Librarian	F	M.L.S.	8	13,800	100%
XV - Ottumwa	Librarian	M	M.S.	10	\$14,819	100%
	Library Assistant	F	-	12	3,756	100%
	AV Director	M	M.S.	10	1,050	170%
XVI - Burlington	Librarian	F	M.A.	9	\$13,194	100%
	Media Specialist	M	M.S.	9	9,189	100%
	Evening Librarian	F	M.A.	9	1,897	50%
	Clerk	F	-	9	3,099	100%
Keokuk	Librarian	M	M.A.	9	\$13,612	100%
	Clerk	F	ADA	9	2,880	100%

VACANT POSITIONS

XII - Sioux City Library Aide (to be filled in fiscal 1974)

1000's of Volumes

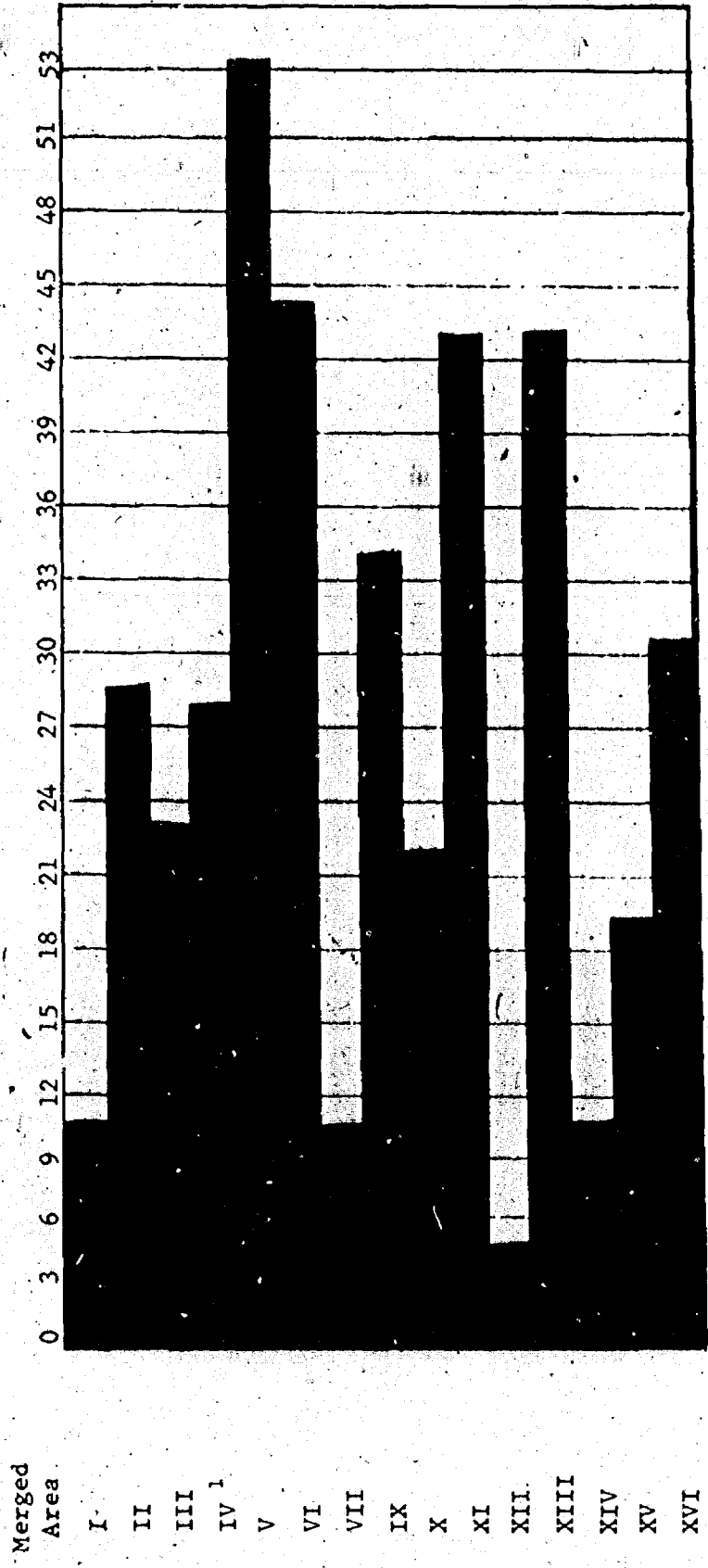


FIGURE 10
NUMBER OF VOLUMES HELD AT END OF 1972-73 SCHOOL YEAR BY AREA SCHOOLS

1 - Includes resources of Sheldon Public Library

TABLE 50
LIBRARY RESOURCES

BOOK COLLECTION	AREA I		AREA II	AREA III	AREA IV ¹	AREA V	AREA VI	
	Calmar	Dubuque	Mason City	Estherville	Sheldon	Fort Dodge	Marshalltown	Iowa Falls
Number of volumes* held at end of previous year 1971-72	8,200	973	27,708	23,250	27,330	49,823	24,874	18,682
Adjusted end-of-year total	8,200	- 0 -	27,708	23,250	27,330	49,823	24,874	18,682
Number of volumes* added during year	1,323	486	1,319	1,945	557	4,482	1,287	924
Number of volumes* withdrawn during year	- 0 -	- 0 -	181	350	81	1,204	680	823
Total number of volumes* held at end of year 1972-73	9,623	1,459	28,846	23,250	27,806	53,101	25,554	18,769
*Exclude bound volumes of periodicals	- 0 -	- 0 -	- 0 -	749	- 0 -	750	150	230
Number of back issues of periodicals	- 0 -	- 0 -	- 0 -	538	- 0 -	1,192	2,090	2,411
Bound volumes								
Reels of microfilm								
NON-BOOK INVENTORY								
Type of Materials (Held at End of 1972-73 School Year)								
Periodicals (No. of Different Subscriptions)	168	28	337	277	175	692	340	246
Newspapers (No. of Different Subscriptions)	27	6	34	13	51	26	12	19
Charts and Pictures	31	4	467	- 0 -	- 0 -	125	319	252
Filmstrips (No. of Individual Titles)	375	85	224	604	30	161	140	234
Filmstrips, Sound (No. of Individual Titles)	- 0 -	- 0 -	- 0 -	- 0 -	125	45	113	- 0 -
Instructional Kits (No. of Complete Kits)	111	38	- 0 -	- 0 -	- 0 -	6	- 0 -	61
Maps	- 0 -	- 0 -	- 0 -	- 0 -	- 0 -	110	85	249
Microcards	- 0 -	- 0 -	- 0 -	- 0 -	- 0 -	- 0 -	172	43
Microfilm (No. of Reels)	- 0 -	- 0 -	182	338	- 0 -	1,192	2,097	2,411
Motion Picture - 16mm	21	- 0 -	10	- 0 -	35	1	- 0 -	6
Motion Picture - 8mm	- 0 -	- 0 -	- 0 -	30	- 0 -	- 0 -	- 0 -	158
Motion Picture - Loop Cartridge (No. of Titles)	56	26	- 0 -	30	5	205	26	- 0 -
Recordings, Cassette	76	12	165	479	50	100	609	95
Recordings, Disc	192	7	716	854	515	764	1,332	1,057
Recordings, Open Reel (Tapes)	320	- 0 -	- 0 -	65	- 0 -	175	19	57
Slides (No. of Slides)	2,472	276	1,813	2,000	1,800	2,378	763	2,329
Transparencies (No. of Transparencies)	1,057	237	- 0 -	199	125	1,048	20	51

¹ Includes resources of Sheldon Public Library.

BOOK COLLECTION

	AREA VII ¹ Waterloo	AREA IX Davenport	AREA IX Clinton	Muscataine	AREA X Cedar Rapids	AREA XI Ankeny	AREA XII ² Stoux City
Number of volumes* held at end of previous year (1971-72)	10,000	4,875	12,294	15,391	19,491	25,746	10,462
Adjusted end-of-year total	10,000	4,875	12,294	15,391	19,491	25,746	10,462
Number of volumes* added during year	- 0 -	1,027	1,025	870	3,221	5,828	1,448
Number of volumes* withdrawn during year	- 0 -	170	35	1,034	371	- 0 -	- 0 -
Total number of volumes* held at end of year 1972-73	10,000	5,732	13,284	15,227	22,341	31,574	11,910
*Exclude bound volumes of periodicals							
Number of back issues of periodicals	120	- 0 -	56	61	2,259	482	- 0 -
Bound volumes	- 0 -	- 0 -	575	736	612	1,106	- 0 -

NON-BOOK INVENTORY

Type of Materials Held at End of 1972-73 School Year)

Periodicals (No. of Different Subscriptions)	605	119	251	260	282	518	88	201
Newspapers (No. of Different Subscriptions)	15	3	10	10	14	9	5	13
Charts and Pictures	54	- 0 -	33	50	50	973	- 0 -	446
Filmstrips (No. of Individual Titles)	171	153	91	38	227	194	305	266
Filmstrips, Sound (No. of Individual Titles)	- 0 -	- 0 -	69	33	- 0 -	834	- 0 -	243
Instructional Kits (No. of Complete Kits)	240*	8	47	10	144	95	5	59**
Maps	56	7	1	110	96	9	- 0 -	3
Microcards	2,215	- 0 -	- 0 -	12	- 0 -	856	- 0 -	- 0 -
Microfilm (No. of Reels)	- 0 -	- 0 -	575	736	612	1,106	429	- 0 -
Motion Picture - 16mm	30	20	2	- 0 -	10	17	- 0 -	25
Motion Picture - 8mm	- 0 -	- 0 -	- 0 -	- 0 -	- 0 -	- 0 -	- 0 -	- 0 -
Motion Picture - Loop Cartridge (No. of Titles)	9	28	- 0 -	- 0 -	126	135	- 0 -	99***
Recordings, Cassette	33	205	12	63	183	114	- 0 -	240
Recordings, Disc	85	89	258	562	361	176	692	123
Recordings, Open Reel (Tapes)	- 0 -	8	54	10	59	35	- 0 -	33
Slides (No. of Slides)	5,725	6,200	465	112	142****	3,430	- 0 -	6,267
Transparencies (No. of Transparencies)	2,197*****	304	- 0 -	- 0 -	57	754	- 0 -	2,216

***Also 55 Video Tapes

****Also 1,300 Art Slides

*****Includes 677 Study Prints

1Also 2,165 Flash Cards

2Also 44 Specimen

*Includes 3 Models

**Includes 59 Models

LIBRARY RESOURCES (CONTINUED)

BOOK COLLECTION

	AREA XIII Council Bluffs	AREA XIV Clarinda	AREA XV Creston	AREA XVI Ottumwa	AREA XVII Centerville	AREA XVIII Burlington	AREA XIX Keokuk
Number of volumes* held at end of previous year (1971-72)	10,573	27,520	8,234	2,200	16,143	17,094	11,381
Adjusted end-of-year total	10,956	103	8,234	2,200	16,143	17,094	11,381
Number of volumes* added during year	3,592	2,448	3,428	300	1,647	1,376	355
Number of volumes withdrawn during year	147	550	- 0 -	- 0 -	1,742	40	- 0 -
Total number of volumes* held at end of year 1972-73	14,401	29,418	11,954	2,500	17,071	18,450	11,736

*Exclude bound volumes of periodicals

Number of back issues of periodicals

Bound volumes

Reels of microfilm

NON-BOOK INVENTORY

Type of Materials (Held at End of 1972-73 School Year)

Periodicals (No. of Different Subscriptions)	223	180	283	100	91	177	66
Newspapers (No. of Different Subscriptions)	33	46	6	2	25	12	3
Charts and Pictures	28	603	- 0 -	- 0 -	- 0 -	26	- 0 -
Filmstrips (No. of Individual Titles)	44	140	25	- 0 -	8	80	156
Filmstrips, Sound (No. of Individual Titles)	- 0 -	53	72	1,675	160	- 0 -	81
Instructional Kits (No. of Complete Kits)	120	- 0 -	110	- 0 -	- 0 -	68	- 0 -
Maps	34	110	3	- 0 -	- 0 -	31	15
Microcards	- 0 -	- 0 -	- 0 -	- 0 -	- 0 -	- 0 -	- 0 -
Microfilm (No. of Reels)	603	205	601	- 0 -	- 0 -	169	715
Motion Picture - 16mm	7	1	- 0 -	- 0 -	- 0 -	8	26
Motion Picture - 8mm	2	- 0 -	- 0 -	- 0 -	- 0 -	1	- 0 -
Motion Picture - Loop Cartridge (No. of Titles)	8	37	222	- 0 -	- 0 -	81	97
Recordings, Cassette	77	33	271	25	220	58	42
Recordings, Disc	280	956	90	12	313	257	500
Recordings, Open Reel (Tapes)	46	21	179	- 0 -	150	150	38
Slides (No. of Slides)	1,521	1,748	3,000	- 0 -	4,670	530	511
Transparencies (No. of Transparencies)	- 0 -	- 0 -	1,000	- 0 -	- 0 -	650	56

TABLE 51
LIBRARY OPERATING EXPENDITURES AND LIBRARY SERVICES

AMOUNTS ROUNDED OFF TO NEAREST DOLLAR.

	AREA I Calmar	Dubuque	AREA II Mason City	AREA III Estherville	AREA IV Sheldon	AREA V Fort Dodge	AREA VI Marshalltown	Iowa Falls
OPERATING EXPENDITURES (1972-73 SCHOOL YEAR)								
Total salaries, before deductions, of regular (non-hourly) library staff	\$10,010	\$ 2,501	\$43,337	\$30,619	\$ 5,023	\$75,278	\$45,829	\$53,877
Salary equivalents of contributed-service staff (voluntary service)	- 0 -	- 0 -	- 0 -	- 0 -	- 0 -	- 0 -	406	- 0 -
Total wages paid to students and other hourly assistants, before deductions	4,772	2,000	11,274	7,536	350	8,742	1,343	501
Expenditures for printed library materials	20,232	8,671	8,297	26,717	895	41,925	15,649	11,535
Expenditures for non-printed library materials	- 0 -	- 0 -	7,705	incl. above	128	13,081	1,343	967
Other operating expenditures (including binding and rebinding)	- 0 -	- 0 -	11,883	9,705	- 0 -	7,133	6,659	4,250
Capital outlay expenditures for library	- 0 -	- 0 -	4,073	- 0 -	7,294	1,739	3,011	6,520
GRAND TOTAL	\$35,014	\$13,172	\$86,569	\$74,577	\$13,690	\$147,898	\$74,239	\$77,650

Estimated Value of Items Which Though Not Charged To Your Library Accounts, Constitute Library Materials or Services

Automation services	\$ - 0 -	\$ - 0 -	\$ - 0 -	\$ - 0 -	\$ - 0 -	\$ - 0 -	\$ - 0 -	\$ - 0 -
Work study assistance (federal only)	3,200	- 0 -	- 0 -	5,200	- 0 -	6,993	9,889	9,852
Other (specify)	- 0 -	- 0 -	- 0 -	- 0 -	- 0 -	- 0 -	- 0 -	- 0 -

LIBRARY SERVICE (1972-73 SCHOOL YEAR)

Hours library open per week	40	40	57	60*	58	60	67	69
Number of days library open per week	5	5	5	6	6	6	5	6
Library Open								
Saturday	no	no	no	no	yes	no	no	no
Sunday	no	no	no	yes - 7-10**	no	yes	no	yes
School Policy allows general public (not registered as students) to check out library materials.	yes	yes	yes	yes	yes	yes	yes	yes

*Library is open 5 days a week for a total of 57 hours at Emmetsburg Campus.
**Estherville Campus only.

LIBRARY OPERATING EXPENDITURES AND LIBRARY SERVICES (CONTINUED)

OPERATING EXPENDITURES (1972-73 SCHOOL YEAR)

	AREA VII Waterloo	Davenport	AREA IX Clinton	Muscatine	AREA X Cedar Rapids	AREA XI Ankeny	Boone	AREA XII Sioux City
Total salaries, before deductions, of regular (non-hourly) library staff	\$15,999	\$13,506	\$11,769	\$23,271	\$70,906	\$88,087	\$15,862	\$ 9,680
Salary equivalents of contributed-service staff (voluntary service)	- 0 -	- 0 -	- 0 -	- 0 -	- 0 -	- 0 -	- 0 -	- 0 -
Total wages paid to students and other hourly assistants, before deductions	7,456	6,279	10,780	5,710	13,573	8,400	2,560	404
Expenditures for printed library materials	- 0 -	17,594	8,921	9,033	24,212	54,636	11,060	4,732
Expenditures for non-printed library materials	18,198	1,128	1,537	801	16,592	20,000	2,224	1,062
Other operating expenditures (including binding and rebinding)	6,092	2,715	1,444	2,310	359	19,074	3,316	7,152
Capital outlay expenditures for library	6,193	855	670	1,103	77,961	4,227	- 0 -	7,538
GRAND TOTAL	\$53,938	\$32,077	\$35,121	\$42,228	\$203,603	\$194,424	\$35,022	\$30,562

Estimated Value of Items Which Though Not Charged to Your Library Accounts, Constitute Library Materials or Services

Automation services	\$ - 0 -	\$ - 0 -	\$ - 0 -	\$ - 0 -	\$ 2,000	\$ - 0 -	\$ - 0 -	\$ - 0 -
Work study assistance (federal only)	745	1,024	5,484	2,693	14,586	1,471	1,792	- 0 -
Other (specify)	- 0 -	256	1,311	673	- 0 -	- 0 -	- 0 -	- 0 -

LIBRARY SERVICE (1972-73 SCHOOL YEAR)

Hours library open per week	40	48	53	48	64	68	52	40
Number of days library open per week	5	5	5	5	6	5	5	5
Library Open								
Saturday	no	no	no	no	no	no	no	no
Sunday	no	no	no	no	yes	no	no	no
School Policy allows general public (not registered-as students) to check out library materials	yes	yes	yes	yes	no	yes	yes	yes

*Includes expenditures for printed library materials.

LIBRARY OPERATING EXPENDITURES AND LIBRARY SERVICES (CONTINUED)

	AREA XIII		AREA XIV		AREA XV		AREA XVI	
	Council Bluffs	Clarinda	Creston	Ottumwa	Centerville	Burlington	Keokuk	
OPERATING EXPENDITURES (1972-73 SCHOOL YEAR)								
Total salaries, before deductions, of regular (non-hourly) library staff	\$ 38,457	\$ 15,509	\$ 48,632	\$ 2,200	\$ 20,506	\$ 25,988	\$ 14,537	
Salary equivalents of contributed-service staff (voluntary service)	- 0 -	- 0 -	- 0 -	- 0 -	- 0 -	- 0 -	- 0 -	
Total wages paid to students and other hourly assistants, before deductions	7,660	5,726	6,249	- 0 -	- 0 -	6,613	4,419	
Expenditures for printed library materials	21,523	5,695	6,758	926	1,997	12,109	4,152	
Expenditures for non-printed library materials	3,430	2,401	2,040	- 0 -	- 0 -	1,302	22	
Other operating expenditures (including binding and rebinding)	16,266	2,073	3,119	- 0 -	3,227	2,947	1,226	
Capital outlay expenditures for library	6,485	476	2,120	- 0 -	10,218	14,469	267	
GRAND TOTAL	\$ 93,821	\$ 31,880	\$ 68,918	\$ 3,126	\$ 35,948	\$ 63,428	\$ 24,623	

Estimated Value of Items Which Though Not Charged To Your Library Accounts, Constitute Library Materials or Services

Automation services	\$ - 0 -	\$ - 0 -	\$ - 0 -	\$ 200	\$ - 0 -	\$ - 0 -	\$ - 0 -
Work study assistance (federal only)	6,128	4,409	4,999	- 0 -	2,530	- 0 -	- 0 -
Other (specify)	1,532	- 0 -	- 0 -	- 0 -	1,220	- 0 -	- 0 -

LIBRARY SERVICE (1972-73 SCHOOL YEAR)

Hours library open per week	63	58	65	30	45	61	63
Number of days library open per week	6	6	5	5	5	5	6
Library Open							
Saturday	no	no	no	no	no	no	yes
Sunday	yes	yes	no	no	no	no	no

School Policy allows general public (not registered as students) to check out library materials.

*Includes work study assistance.

PHYSICAL FACILITIES

The area schools are currently in the midst of an extensive building program to complete the physical plant required for operating programs. Although some area schools were able to acquire facilities operated by former public community and junior colleges with which they merged, a number have had to begin operation in rented physical facilities while development was initiated on permanent facilities.

Funds for the development of physical facilities are obtained from three major sources: the local $3/4$ mill levy for the Plant Fund; state grants for the construction of vocational facilities; and funds from federal sources such as the Higher Education Facilities Act of 1963.

The $3/4$ mill local levy is a voted levy for a period not to exceed five years that must be approved by a majority of those voting in the merged area. The vocational grants are obtained as a result of appropriations by the General Assembly of Iowa and to date total \$15,500,000 for all area schools. The federal grants are obtained through an application procedure that is available only to institutions that meet certain federal requirements. To date, some area schools, particularly area vocational schools, have not had an opportunity to meet these federal requirements.

An amendment to Section 280A.22 approved by the Second Regular Session of the Sixty-fourth General Assembly in 1972 permits merged areas to borrow funds in anticipation of the collection of the tax voted for school facilities.

Table 52 presents the status of the state grants for the construction of vocational facilities, as of June 30, 1973. All of the funds appropriated by the General Assembly have been allocated to area schools in accord with recommendations of the Iowa State Board of Public Instruction and the State Advisory Committee for Area Schools and all of the funds appropriated by the General Assembly have been released to area schools.

Table 53 presents the status of the construction of buildings for vocational education programs as of June 30, 1973. This table includes only those buildings constructed with funds available from the state grants for vocational facilities.

Table 54 presents information on the sites acquired by area schools and the amounts expended to acquire these sites. The area school site at the Scott Campus was obtained as a gift.

Figure 11 is a graph showing in summary the amount of funds appropriated (\$15,500,000) for the construction of career education physical facilities allocated to each of the area schools.

Tables 55 and 56 present information on the number of square feet in buildings owned or rented by area schools at the end of fiscal year 1973.

Table 55 presents information on the individual buildings owned by area schools including location, date of original construction, building function, building condition and cost of building:

Table 56 presents information on the individual buildings rented by area schools including location, building function, building condition and rental payments.

ALLOCATION OF STATE GRANTS FOR VOCATIONAL FACILITIES

FIGURE 11

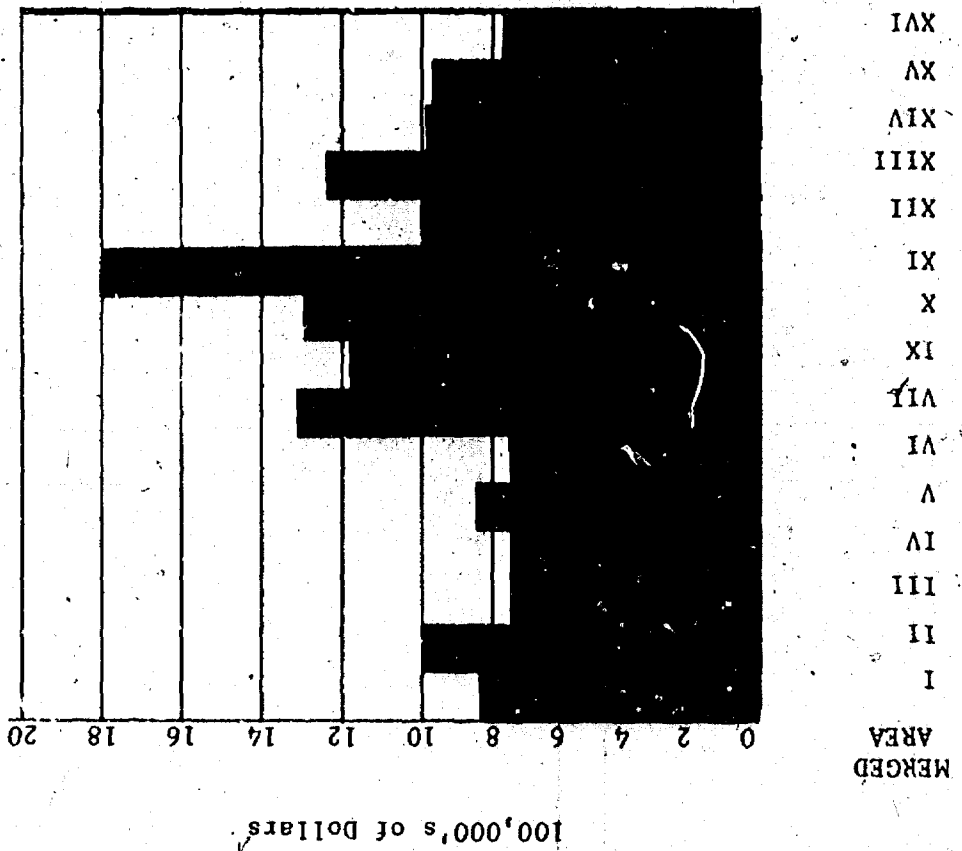


TABLE 52

 STATUS OF FUNDS FOR CONSTRUCTION OF VOCATIONAL FACILITIES
 (as of June 30, 1973)

Area	Amount Allocated	Amounts Released		Construction	Total Released	Balance
		Planning	Site Purchases			
I Calmar	\$ 840,000	\$ 35,000	\$ 49,275	\$ 755,725	\$ 840,000	\$ -----
II Mason City	1,000,000	35,000	231,693	733,307	1,000,000	-----
III Estherville	750,000	35,000	120,135	594,865	750,000	-----
IV Sheldon	750,000	35,000	42,331	672,669	750,000	-----
V Fort Dodge	850,000	35,000	100,774	714,226	850,000	-----
VI Marshalltown	750,000	35,000	205,500	509,500	750,000	-----
VII Waterloo	1,335,000	35,000	320,350	979,650	1,335,000	-----
IX Bettendorf	1,190,000	35,000	Gife-ALCOA	1,155,000	1,190,000	-----
X Cedar Rapids	1,300,000	35,000	178,500	1,086,500	1,300,000	-----
XI Ankeny	1,800,000	35,000	336,000	1,429,000	1,800,000	-----
XII Sioux City	1,000,000	35,000	232,392	732,608	1,000,000	-----
XIII Council Bluffs	1,250,000	35,000	405,600	809,400	1,250,000	-----
XIV Creston	985,000	35,000	100,000	850,000	985,000	-----
XV Ottumwa	950,000	35,000	217,215	697,785	950,000	-----
XVI Burlington	750,000	35,000	280,833	434,167	750,000	-----
	\$15,500,000	\$525,000	\$2,820,598	\$12,154,402	\$15,500,000	\$ -----

TABLE 53

STATUS OF AREA SCHOOL BUILDING CONSTRUCTION WITH STATE GRANT MONIES
(as of June 30, 1973)

	State		Construction Status	Type	Square Feet	Construction Cost	Financial
	Allocation	Amount Released					
Area I Calmar	840,000	840,000	Completed	Voc-Tech Shop	41,800	675,309	State Grant and 3/4 Mill Levy
			Completed	Voc-Tech Classroom	42,000	707,317	
Area II Mason City	1,000,000	1,000,000	Completed	Voc-Tech Building	53,970	1,298,382	State Grant and 3/4 Mill Levy
			Completed	Voc-Tech Building	24,250	519,600	
Area III Estherville	750,000	750,000	Completed	Voc-Tech Building	54,000	779,738	State Grant and 3/4 Mill Levy
Area IV Sheldon	750,000	750,000	Completed	Voc-Tech Building	36,270	819,216	State Grant and 3/4 Mill Levy
Area V Fort Dodge	850,000	850,000	Completed	Voc-Tech Building	50,000	773,721	State Grant and Federal Grant
Area VI Marshalltown	750,000	750,000	Completed	Voc-Tech Building	33,780	895,988	State Grant and Federal Grant 3/4 Mill Levy
Area VII Waterloo	1,335,000	1,335,000	Completed (3) Completed	Voc-Tech Building Voc-Tech Building	97,474 23,000	1,886,764 494,251	State Grant and 3/4 Mill Levy
Area IX Davenport	1,190,000	1,190,000	Completed	Voc-Tech Building	45,000	747,724	State Grant
Area X Cedar Rapids	1,300,000	1,300,000	Completed	Voc-Tech Building	199,000	3,482,388	State Grant Federal Grant 3/4 Mill Levy
Area XI Ankeny	1,800,000	1,800,000	Completed (3) Completed	Voc-Tech Building IMC-Food Services	74,700 88,639	2,043,134 2,624,517	State Grant Federal Grant 3/4 Mill Levy
Area XII Sioux City	1,000,000	1,000,000	Completed	Voc-Tech Building	52,200	1,249,965	State Grant 3/4 Mill Levy
Area XIII Council Bluffs	1,250,000	1,250,000	Completed	Voc-Tech Building	92,245	2,261,898	State Grant Federal Grant 3/4 Mill Levy

TABLE 53 (CONTINUED)

	State Allocation	Amount Released	Construction Status	Type	Square Feet	Construction Cost	Financial
Area XIV Creston	985,000	985,000	Completed	Voc-Tech Building & Arts & Science	104,000	1,827,653	State Grant Federal Grant 3/4 Mill Levy
Area XV Ottumwa	950,000	950,000	Completed	Voc-Tech Building	31,602	777,521	State Grant and 3/4 Mill Levy
Area XVI Burlington	750,000	750,000	Completed	Voc-Tech Building & Arts & Science	78,738	1,778,272	State Grant Federal Grant 3/4 Mill Levy

1. Does not include site cost, fees, or equipment.

TABLE 54
SUMMARY OF AREA SCHOOL SITES¹

Merged Area	Site	Total Buildings	Total Non-Buildings	Total Assigned Not in Use	Total Unassigned	Total Current Land	Total Expenditures for Land 1966-1973*
I	<u>Calmar</u>						
	Main Campus	2.4	209.2	--	--	211.6	\$118460.00
	Off Campus Leased Land	1.1 --	5.0 --	--	--	6.1 --	
II	<u>Mason City</u>						
	Main Campus	3.6	314.7	--	--	318.3	\$231142.00
	Off Campus Leased Land	-- --	-- --	9.1 --	-- --	9.1 --	
III	<u>Emmetsburg</u>						
	Main Campus	2.0	118.0	--	--	120.0	\$121348.00
	Off Campus Leased Land	-- --	-- --	-- --	-- --	-- --	
IV	<u>Estherville</u>						
	Main Campus	1.4	11.1	--	--	12.5	\$ 17321.00
	Off Campus Leased Land	-- --	-- --	-- --	-- --	-- --	
IV	<u>Sheldon</u>						
	Main Campus	1.8	144.1	+	--	145.9	\$120775.00
	Off Campus Leased Land	.4 --	.5 --	-- --	-- --	.9 --	
V	<u>Webster City</u>						
	Main Campus	.4	14.6	--	--	15.0	--
	Off Campus Leased Land	-- .4	-- 14.6	-- --	-- --	-- 15.0	
V	<u>Eagle Grove</u>						
	Main Campus	.2	.7	--	--	.9	--
	Off Campus Leased Land	-- .2	-- .7	-- --	-- --	-- .9	
V	<u>Fort Dodge</u>						
	Main Campus	2.9	40.9	12.4	52.4	108.6	\$181960.00
	Off Campus Leased Land	-- --	-- --	-- --	-- --	-- --	

SUMMARY OF AREA SCHOOL SITES (CON'T)

Merged Area	Site	Total Buildings	Total Non-Buildings	Total Assigned Not in Use	Total Unassigned	Total Current Land	Total Expenditures for Land 1966-1973*
VI	<u>Marshalltown</u>						
	Main Campus	4.7	51.5	--	--	56.2	\$205000.00
	Off Campus	--	--	--	--	--	
	Leased Land	1.3	159.9	--	--	161.2	
VII	<u>Ellsworth</u>						
	Main Campus	2.4	10.8	.4	--	13.6	\$128500.00
	Off Campus	--	--	--	--	--	
	Leased Land	.9	5.1	--	--	6.0	
VIII	<u>Waterloo</u>						
	Main Campus	4.05	315.95	--	--	320.0	\$282150.00
	Off Campus	1.9	10.5	--	--	12.4	
	Leased Land	1.9	10.5	--	--	12.4	
IX	<u>Muscatine</u>						
	Main Campus	1.1	2.5	1.2	12.4	17.2	\$100131.00
	Off Campus	--	--	--	--	--	
	Leased Land	--	--	--	--	--	
X	<u>Clinton</u>						
	Main Campus	.8	13.21	1.0	--	15.0	\$117562.00
	Off Campus	--	--	--	--	--	
	Leased Land	1.0	--	--	--	1.0	
XI	<u>Scott</u>						
	Main Campus	.7	.5	179.8	--	181.0	--
	Off Campus	.8	.3	--	--	1.1	
	Leased Land	--	--	--	--	--	
XII	<u>Cedar Rapids</u>						
	Main Campus	3.8	311.2	--	--	315.0	\$408020.00
	Off Campus	1.0	--	--	--	1.0	
	Leased Land	1.0	--	--	--	1.0	

SUMMARY OF AREA SCHOOL SITES (CON'T)

Merged Area	Site	Total Buildings	Total Non-Buildings	Total Assigned Not in Use	Total Unassigned	Total Current Land	Total Expenditures for Land 1966-1973*
XI	<u>Ankeny</u>						
	Main Campus	6.4	64.5	204.1	45.0	320.0	\$440000.00
	Off Campus Leased Land	--	--	--	--	--	
	<u>Boone</u>						
	Main Campus	1.6	26.4	--	--	28.0	--
	Off Campus Leased Land	--	--	--	--	28.0	--
XII	<u>Sioux City</u>						
	Main Campus	2.9	140.9	6.8	--	150.6	\$234250.00
	Off Campus Leased Land	--	--	--	--	3.5	
XIII	<u>Council Bluffs</u>						
	Main Campus	18.19	266.81	--	--	285.00	\$483699.00
	Off Campus Leased Land	--	--	--	188.75	188.75	
XIV	<u>Clarinda</u>						
	Main Campus	1.2	3.2	--	--	4.4	--
	Off Campus Leased Land	--	--	--	--	4.4	--
XV	<u>Creston</u>						
	Main Campus	2.4	384.6	10.0	--	397.00	\$160000.00
	Off Campus Leased Land	--	--	--	--	--	
XV	<u>Ottumwa</u>						
	Main Campus	4.3	210.8	--	--	215.1	\$215000.00
	Off Campus Leased Land	--	--	--	--	--	
	<u>Centerville</u>						
	Main Campus	1.3	6.6	14.4	56.0	78.3	\$ 64500.00
	Off Campus Leased Land	--	--	--	--	--	

SUMMARY OF AREA SCHOOL SITES (CON'T)

Merged Area Site	Total Buildings	Total Non-Buildings	Total Assigned Not in Use	Total Unassigned	Total Current Land	Total Expenditures for Land 1966-1973*
<u>XVI</u>						
<u>Burlington</u>						
Main Campus	2.29	134.15	13.0	6.74	156.18	\$263555.00
Off Campus	--	--	--	--	--	
Leased Land	.18	--	--	--	.18	
<u>Keokuk</u>						
Main Campus	.52	--	--	--	.52	
Off Campus	--	--	--	--	--	
Leased Land	.52	--	--	--	.52	
TOTAL	73.35	2796.2	443.1	172.54	3485.90	\$3893373.00
	5.2	16.3	9.1	188.75	219.35	
	11.0	223.1	--	--	234.1	

1 - All totals expressed in acres.

TABLE 55

SUMMARY OF AREA SCHOOL PHYSICAL FACILITIES
(BUILDINGS).

MERGED AREA	DATE OF ORIG. CONST.	BUILDING NAME OR FUNCTION	BLDG. COND.	SOURCE OF FUNDS TO ACQUIRE BUILDINGS			LEASE PURCHASE ONLY				AREA IN SQUARE FEET				
				STATE APPROPRIATION	TAX LEVY PLANT FUND	FEDERAL GRANT TITLE HEFA PL 88-204	PROCEEDS FROM SALE OF BUILDING	GIFTS AND GRANTS	PLANT FUND		GENERAL FUND		TOTAL COST OF BUILDING	GROSS SQUARE FEET	NET ASSIGNABLE SQUARE FEET
									F.Y. 1973 PAYMENT	CUMULATIVE PAYMENTS	F.Y. 1973 PAYMENT	CUMULATIVE PAYMENTS			
I Calmar	1968	T & I	1	669,306									40,564	25,042	
	1968	Classroom	1	170,694	583,253								42,302	30,629	
	1970	Admins.	1		272,568								7,791	3,320	
	1970	Student Union	1		307,364								8,681	6,608	
II Mason City	1970	Tech Sc 1	1	768,857	116,532	500,000							53,980	51,778	
	1970	Tech Sc 4	1		578,800								24,160	23,150	
	1971	Classroom	1										9,216	8,268	
	1971	Library & Adm.	1										15,360	14,932	
	1971	Science	1										15,360	14,446	
	1971	Fine Arts	1										8,448	8,141	
	1971	Multipurpose	1		325,564								30,168	27,688	
III Emetsburg	1970	Vocational	1	750,000	135,000								52,751	42,760	
	1971	Temporary	2	16,000	21,000								2,500	2,464	
	1971	Portable	3		7,000								840	824	
	1973	Libr. & Class	1		332,000	331,000							32,881	23,535	
Estherville	1972	Classroom	1		413,000	336,000							36,997	34,532	
	1972	Libr. & Office	1		30,000		290,000						18,678	17,351	
IV Sheldon	1967	Mech. Tech.	1	750,000	176,000								36,000	27,545	
	1935	Downtown Class.	1		8,123								5,932	2,108	
	1970	Bus & Ag.	1		261,000								11,400	8,409	
	1970	Construction	1		261,000								22,242	19,748	
1973	Service Bldg.	1		95,232								7,200	6,888		

MERGED AREA	DATE OF ORIG. CONST.	BUILDING NAME OR FUNCTION	BLDG. COND.	SOURCE OF FUNDS TO ACQUIRE BUILDINGS				LEASE PURCHASE ONLY				AREA IN SQUARE FEET			
				STATE APPROPRIATION	TAX LEVY PLANT FUND	FEDERAL GRANT TITLE I HEFA PL 88-204	PROCEEDS FROM SALE OF BUILDING	GIFTS AND GRANTS	PLANT FUND		GENERAL FUND		TOTAL COST OF BUILDING	GROSS SQUARE FEET	NET ASSIGNABLE SQUARE FEET
									F.Y. 1973 PAYMENT	CUMULATIVE PAYMENTS	F.Y. 1973 PAYMENT	CUMULATIVE PAYMENTS			
V Fort Dodge	1966	Complex Bldg	1		220,722									12,011	11,345
	1967	Lib & Class	1		316,770	309,525								38,397	26,719
	1967	Academic	1		406,768	397,475								45,801	39,210
	1967	Voc-Tech	1	686,041		402,245								50,178	46,917
	1940	Dodger Bldg.	1		196,505									19,344	17,389
	N/A	Activity Ctr.	1	61,200										8,598	8,288
	N/A	4H East	1	4,700										3,047	2,974
Eagle Grove	N/A	P.E. & Intram.	1	10,800	16,990									5,920	5,782
	1966	Adm & Class	1							25,800	170,863			19,980	17,014
Webster City	1968	Admin.	1											3,784	3,354
	1968	Science	1											5,304	4,920
	1968	Library	1							35,000	197,000			16,728	15,047
VI Marshalltown	1969	Voc-Tech	1	505,086		500,000								33,100	22,720
	N/A	Statehouse (Student Ctr.)	1											21,600	17,620
Ellsworth	1968	McClure Hall	1		208,500									10,620	9,184
	1972	Math Science	1		213,747	289,779								18,743	16,156
VII Waterloo	1969	Power Mech.	1	529,748	558,525									55,182	40,441
	1969	Mech Tech.	1	361,565	381,420									38,422	30,161
	1969	Physical Plant	1	117,978	124,110									3,787	
	1909	Farm House	1	13,000										1,234	1,049
	1909	Barn-Other Bldg	1	21,200	800									13,750	11,688
	1971	Electronics	1		559,960									22,182	16,750
	1971	Engine Test	1		4,750									264	200
	1972	Pole Barn	1		15,231									4,800	4,440
	1972	Greenhouse	1		6,182									1,320	1,266
	1972	Police Lab.	1		95,406									6,194	5,578
1972	Phys. Plant Adm.	1		152,081									6,589	5,383	



MERGED AREA	DATE OF ORIG. CONST.	BUILDING NAME OR FUNCTION	BLDG COND.	SOURCE OF FUNDS TO ACQUIRE BUILDINGS				LEASE PURCHASE ONLY				AREA IN			
				STATE APPROPRIATION	TAX LEVY PLANT FUND	FEDERAL GRANT TITLE I HEFA PL 88-204	PROCEEDS FROM SALE OF BUILDING	GIFTS AND GRANTS	PLANT FUND		GENERAL FUND		TOTAL COST OF BUILDING	GROSS SQUARE FEET	NET ASSIGNABLE SQUARE FEET
									F.Y. 1973 PAYMENT	CUMULATIVE PAYMENTS	F.Y. 1973 PAYMENT	CUMULATIVE PAYMENTS			
IX Muscatine	1967	Office Annex	1	11,455									800	580	
	1966	Building #4	1	27,355									2,940	2,420	
	1971	Cackie Hall	1	205,437	205,437								14,938	7,500	
	1950	Adult Ed	3	10,000									3,316	2,940	
	1963	Strahan Hall	1	358,139									26,400	17,991	
	1965	Student Person	1	9,428									1,056	1,000	
Clinton	1965	Adm. & Instr.	1	715,410									36,000	28,724	
	1970	Instruction	1	28,359									1,600	1,625	
Scott	1969	Instruction	1	1,050,727									39,000	26,232	
	N/A	Instruction	2	133,428									14,950	11,539	
	N/A	Instruction	2	285,499									24,240	20,487	
X Cedar Rapids	1969	Linn Hall	1	986,000	2,356,000	884,000							190,000	136,427	
	1972	Farrowing	1							6,154	7,653	15,807	2,880	2,832	
	1971	Storage	1							2,375	7,126	7,126	3,456	3,456	
	N/A	Farm Lab	3										12,592	12,592	
	1971	Dairy Bldg.	1							2,167	6,500	6,500	3,200	3,200	
	1968	Y Science	1								28,892	28,892	1,520	1,500	
	1968	OP Seminar	1							9,076	16,121	18,700	848	848	
	1968	UV Art Bldg.	1							22,435	39,848	46,222	2,096	2,056	
	1968	WY Lounge	1							22,435	39,848	45,222	2,096	2,056	
	1968	LRC Library	1							81,724	145,155	168,216	7,584	7,424	
	1968	O Physics	1							11,159	19,819	22,982	1,040	1,000	
	1968	AB Classroom	1							16,345	29,031	33,666	1,524	1,484	
	1968	S Lecture	1							21,688	38,522	44,686	2,027	1,987	
	1968	R Music	1							16,266	28,892	33,514	1,520	1,500	
	1968	CD Classroom	1							16,345	29,031	33,666	1,524	1,484	
	1968	EF Classroom	1							16,345	29,031	33,666	1,524	1,484	
	1968	RR Restroom	1							12,141	21,564	25,019	1,136	1,086	
	1968	1 Office	1							16,345	29,031	33,666	1,524	1,484	
1968	2 Office	1							16,345	29,031	33,666	1,524	1,484		
1968	3 Office	1							16,345	29,031	33,666	1,524	1,484		

MERGED AREA	DATE OF ORIG. CONST.	BUILDING NAME OR FUNCTION	BLOG. CONDL.	SOURCE OF FUNDS TO ACQUIRE BUILDINGS				LEASE PURCHASE ONLY				AREA IN SQUARE FEET			
				STATE APPROPRIATION	TAX LEVY PLANT FUND	FEDERAL GRANT TITLE I HEFA PL 88-204	PROCEEDS FROM SALE OF BUILDING	GIFTS AND GRANTS	PLANT FUND	GENERAL FUND	TOTAL COST OF BUILDING	GROSS SQUARE FEET	NET ASSIGNABLE SQUARE FEET		
									F.Y. 1973 PAYMENT	F.Y. 1973 PAYMENT	CUMULATIVE PAYMENTS	CUMULATIVE PAYMENTS			
X Cedar Rapids (continued)	1968	HG Classroom	1							4,635	16,345	29,031	33,666	1,524	1,484
	1968	JL Classroom	1							4,635	16,345	29,031	33,666	1,524	1,484
	1968	LK Classroom	1							4,635	16,345	29,031	33,666	1,524	1,484
	1968	T Science	1							4,622	16,266	28,892	33,514	1,520	1,520
	1968	MN Classroom	1							4,635	16,345	29,031	33,666	1,524	1,484
XI Ankeny	1969	Utility Bldg.	1	128,000	118,000	84,000								4,100	
	1969	Ind. Mfg.	1	290,000	271,000	189,000								28,700	21,121
	1969	Health Science	1	213,000	198,000	199,000								21,500	14,845
	1969-72	Data Proc.	1	163,000	596,000	106,000								31,000	21,034
	1970	Media Center	1	728,000	677,000	475,000								64,500	45,677
	1970	Food Services	1	278,000	260,000	182,000								24,800	18,379
	1968	Building #1	1								94,344	471,720	420,000	39,340	33,196
	1968	Building #2	1								18,661	93,305	134,000	8,100	7,146
	1968	Building #3	1								18,661	93,305	134,000	8,100	6,726
	1968	Building #4	1								18,661	93,305	134,000	8,100	6,456
XI Boone	1968	Building #5	1							18,661	93,305	134,000	8,100	6,586	
	1969	Building #6	1							119,232	476,928	170,000	11,700	9,225	
	1969	Building #7	1									300,000	20,700	16,391	
XII Stouffville	1968	Academic	1							86,865	388,330	1,020,000	48,000	45,423	
	1968	Phys. Ed.	1									328,000	22,200	19,609	
XIII Council Bluffs	1970	T & I Bldg.	1	569,608	891,502									1,461,110	43,262
	1969	Lee DeForest	2	1,250,000	680,540	500,000								75,993	44,201
	1972	Hoover Lib.	2							22,236	37,063	22,377	6,163	6,119	
	1972	Kanesville Ctr.	2							55,209	91,134	55,209	15,556	12,120	
	1972	Dodge Bldg.	2							96,849	153,344	96,849	48,218	42,084	
1972	Lewis Bldg.	2							90,041	165,075	90,041	19,928	16,544		





MERGED AREA	DATE OF ORIG. CONST.	BUILDING NAME OR FUNCTION	BLDG COND.	SOURCE OF FUNDS TO ACQUIRE BUILDINGS				LEASE PURCHASE ONLY				AREA IN			
				TAX LEVY PLANT FUND	FEDERAL GRANT TITLE I HEFA PL 88-204	PROCEEDS FROM SALE OF BUILDING	GIFTS AND GRANTS	PLANT FUND	F.Y. 1973 PAYMENT	F.Y. 1973 PAYMENT	CUMULATIVE PAYMENTS	TOTAL COST OF BUILDING	GROSS SQUARE FEET	NET ASSIGNABLE SQUARE FEET	
XIV Creston	1970	Acad.-Tech	1	985,000	741,152	646,769							2,372,921	104,416	97,810
XV Ottumwa	1943	Pol.Aca. (3)	1										30,000	12,240	9,717
	1943	Admin. (4)	1										30,000	12,240	3,895
	1943	Hlth Occ. (5)	1										30,000	12,240	8,269
	1943	Career Orientation (17)	1										13,000	12,240	8,623
	1943	Media Ctr (18)	1										17,000	12,240	8,458
	1943	Stnt. Ctr (40)	2										49,000	16,536	12,889
	1943	Com Educa (41)	2										49,000	16,536	12,091
	1943	Cul Arts (42)	1										35,000	10,269	9,343
	1943	Maint Shop (43)	2										2,000	1,512	1,401
	1943	Building (44)	2										70,000	22,983	22,044
	1943	Maint Stor (45)	2										2,000	1,152	1,000
	1943	Storage (54)	4										20,000	46,033	
	1943	Farm Mach. (56)	1										20,000	7,742	6,369
	1971	Bus & Tech (58)	1	698,000	31,000								729,000	31,000	20,753
Centerville	1949	Stor. Shed	4		500								500	1,200	1,064
	1970	Phys Ed	1		34,271								34,271	2,880	2,798
	1939	Stnt Lounge	3		16,000								16,000	4,620	4,154
	1939	Maintenance	3		1,000								1,000	858	600
	1970	Art	1		19,992								19,992	1,568	1,540
	1970	Business	1		19,992								19,992	1,610	1,452
	1970	Ind. Arts.	1		77,109								77,109	6,350	6,088
	1970	Library	1		19,992								19,992	6,350	6,050
	1970	Science	1		77,109								77,109	6,350	6,080
	1971	Student Pers.	2		6,000								6,000	816	586
	1939	Soc Sci Off	2		3,500								3,500	1,610	1,390
	1970	Lecture #4	1		19,992								19,992	1,610	1,178
	1970	Lecture #17	1		19,992								19,992	1,610	1,452
	1970	Lecture #1d	1		19,992								19,992	1,610	1,452
	1970	Lecture #19-20	1		19,992								19,992	1,610	1,452
	1970	Lecture #15-16	1		19,992								19,992	4,178	2,562
	1939	Administration	2										15,600	14,636	

MERGED AREA	DATE OF ORIG. CONST.	BUILDING NAME OR FUNCTION	BLDG. COND.	SOURCE OF FUNDS TO ACQUIRE BUILDINGS			LEASE PURCHASE ONLY				AREA IN SQUARE FEET			
				TAX LEVY PLANT FUND	FEDERAL GRANT TITLE I HEFA PL. 88-204	PROCEEDS FROM SALE OF BUILDING	GIFTS AND GRANTS	PLANT FUND	GENERAL FUND	TOTAL COST OF BUILDING	GROSS SQUARE FEET	NET ASSIGNABLE SQUARE FEET		
Burlington	1972	Instruction	I	514,444	1,135,279	295,543	95,006**					2,099,272	84,853	65,783
	1967	Mobile Unit I	I		8,738							8,738	800	750
	1967	Mobile Unit II	I		8,738							8,738	800	750
	1967	Mobile Unit III	I		8,738							8,738	800	750
	1967	Mobile Unit IV	I		8,738							8,738	800	750
	1967	Mobile Unit V	I		8,738							8,738	800	750
	1967	Mobile Unit VI	I		8,738							8,738	800	750
	1969	Mobile Unit I	I		1,000							1,000	490	490
Keokuk	1967	Mobile Unit 1	6		8,895							8,895	800	750
	1967	Mobile Unit 2	6		8,895							8,895	800	750

Four (4) buildings under one (1) lease-purchase agreement. Payments include interest. Total cost of buildings including interest 626,746.29. Total cost of excluding interest 574,818.18.

**Interest from investments in plant fund.

BUILDING CONDITION

1. Satisfactory - Suitable for continued use with normal maintenance.
2. Remodeling A - Requires restoration to present acceptable standards without major room use changes, alterations, or modernizations. The approximate cost of "Remodeling A" is not greater than 25% of the estimated replacement cost of the building.
3. Remodeling B - Requires major updating and/or modernization of the building. The approximate cost of "Remodeling B" is greater than 25%, but not greater than 50% of the estimated replacement cost of the building.
4. Remodeling C - Requires major remodeling of the building. The approximate cost of "Remodeling C" is greater than 50% of the replacement cost of the building.
5. Demolition - Should be demolished or abandoned because the building is unsafe or structurally unsound, irrespective of the need for the space or the availability of funds for a replacement. This category takes precedence over categories 1, 2, 3, and 4. If a building is scheduled for demolition, its condition is recorded as "demolition," regardless of its condition.
6. Termination - Planned termination or relinquishment of occupancy of the building for reasons other than unsafeness or structural unsoundness, such as abandonment of temporary units or vacation of leased space. This category takes precedence over categories 1, 2, 3, and 4. If a building is scheduled for termination, its condition is recorded as "termination," regardless of its condition.

TABLE 56
SUMMARY OF AREA SCHOOL PHYSICAL FACILITIES
BUILDINGS - LEASED (NOT OWNED OR IN PROCESS OF LEASE-PURCHASE)

MERGED AREA	SITE	EXPIRATION DATE OF LEASE	BUILDING NAME OR FUNCTION	BUILDING CONDITION	1973 RENT PAYMENT	AREA IN SQUARE FEET	
						GROSS SQUARE FEET	NET ASSIGNABLE SQUARE FEET
I - Calmar	Decorah Haugen	June 30, 1975	Cosmetology	1	2,100	4,401	3,625
	Ft. Atkinson Kopel	June 30, 1976	South	1	4,200	9,280	6,713
	City Gym	June 30, 1974	North	1	1,020	6,214	6,214
II - Mason City	Dubuque Building	June 30, 1976	Off	1	42,000	19,599	16,155
	Hackney Building	June 30, 1974	Welding	1	4,000	2,568	2,428
	Wahlert	August 31, 1974	Child Care	1	728	702	702
	Even	June 30, 1975	Auto Mechanics, Heating and Air Conditioning	1	1,382	7,200	7,001
	Messler	August 31, 1976	Dental Assistant	1	4,440	1,754	1,599
III - Emmetsburg	Elks	May 31, 1974	Food Service	1	2,925	1,167	1,167
	Mason City	July 31, 1974	Mid-states Spl Carpentry	6	1,800	3,600	3,200
	Mason City	August 31, 1974	Portland, Quansef Storage	1	2,000	8,000	8,000
IV - Sheldon	Anderson	July 1, 1975	Carpentry	2	3,240	4,080	3,735
	Highway Mtns.	June 30, 1974 (annual)	Secondary Power Mech.	2	4,200	5,000	4,884
	Kossuth Co Hospital	June 30, 1974 (annual)	Health Occupations	2	1,200	1,000	750
V - Storm Lake	Co. State Bank	June 30, 1974 (perpetual)	Adm. Office	3	1,200	2,256	2,256
	Great Plains	June 30, 1974 (perpetual)	Adult Ed.	2	780	836	836
VI - Humboldt	NONE						
	Classrooms	June 30, 1974	Ag. Busifess, Business Ed, Voc. Off, Clerical, Sec. Cosmetology, Engine Mech. and Health Occupations	1	3,000	19,127	17,211
	Classrooms	June 30, 1974	Health Occupations, Engine Mechanics, Public Serv.	1	5,400	5,339	4,508

MERGED AREA	SITE	EXPIRATION DATE OF LEASE	BUILDING NAME OR FUNCTION	BUILDING CONDITION	1973 RENT PAYMENT	AREA IN SQUARE FEET		
						GROSS SQUARE FEET	NET ASSASSABLE SQUARE FEET	
VI - Marshalltown	Central Building	June 30, 1974	Arts & Science	4		30,000	25,995	
	John Childs	June 30, 1974	Arts & Science	4	28,577	7,840	7,033	
	Gym Building	June 30, 1974	Arts & Science	4		14,470	13,033	
	Coliseum	August 15, 1974	Arts & Science	4	12,200	9,300	8,347	
	Mach West	June 30, 1974	Health Occupations	4	3,500	1,800	1,620	
	PLC	April 30, 1974	Special Needs	4	3,900	3,200	1,850	
	Admin.	June 30, 1974	Adm. Offices	4	4,080	3,550	3,200	
	New Main	June 30, 1993	Arts & Science	1		19,600	17,555	
	Caroline Hall	June 30, 1993	Arts & Science	2	24,434	17,400	15,555	
	Bullock-Jones	June 30, 1993	Arts & Science	4		5,900	5,323	
VII - Waterloo	Huntz Hall	June 30, 1993	Arts & Science	4		1,300	1,154	
	North Elementary	June 30, 1974	Arts & Science	1	10,500	6,450	5,795	
	High School	June 30, 1974	Arts & Science	1		6,500	4,100	
	Airline Hwy. Front	December 31, 1976	Vocational	1	43,416	20,000	17,234	
	Airline - Rear	December 31, 1976	Vocational	1		16,000	9,933	
	2800 Falls Avenue	December 31, 1974	Vocational	1	13,296	12,600	9,284	
	Falls Ave Annex	December 31, 1974	Vocational	1		1,101	632	
	224 Commercial	April 30, 1978	Spec. Needs, Activities Learn Ctr., Police Str.	2	11,400	25,600	19,053	
	IX - Davenport	Central Office	June 30, 1974	Administration	1	7,800	4,000	3,800
		Career Assist. Cent.	June 30, 1974	Special Needs	3	15,000	9,000	4,860
Miss Valley Fairgrounds		August 31, 1974	Autobody Repair	2	7,800	9,950	9,121	
Reg. Comp. Center		June 30, 1974	Computer	1	6,000	4,400	4,048	
W.J. Yound Gym		June 30, 1974	Arts & Science, Phys. Ed.	1	3,902	7,650	7,650	
Jane Lab Hosp. Nurses Home		June 30, 1974	LPN	1	1,500	2,506	2,608	
X - Cedar Rapids	C.R.-S.W. Rockford Road	June 30, 1975	Skill Ctr. & Ag. Mechanics	3	42,000	50,501	42,806	
	Career Center-Iowa City	June 30, 1976	Career Center	1	4,800	2,700	2,700	

MERGED AREA	SITE	EXPIRATION DATE OF LEASE	BUILDING NAME OR FUNCTION	BUILDING CONDITION	1973 RENT PAYMENT	AREA IN SQUARE FEET	
						GROSS SQUARE FEET	NET ASSIGNABLE SQUARE FEET
XI - Ankeny	Des Moines MDTA - 26008	September 30, 1974	Manpower Program	1	64,236	37,588	28,191
	MDTA - 24038	September 30, 1974	Manpower Program	1	54,000	32,500	24,375
	Urban Center	May 31, 1974	SCC-Clerical, College	2	36,000	12,800	9,600
	Urban Center	June 30, 1974	Trans, Adult, Career	2	5,500	2,000	1,700
	Adult Ed.-401 E. 6th	December 31, 1974	Masonry Construction	3	3,500	2,400	1,800
	Manning	June 3, 1974	Adult	2	700	700	500
	Menlo	October 30, 1974	Vets. Ag.	2	500	1,500	1,200
	Guthrie Center	December 31, 1974	Vets. Ag.	2	500	4,500	3,000
	Cunningham			1	1,980	1,012	887
	Gordon Drive	May 30, 1974	Clerical-Secretarial	6	9,720	7,486	6,965
XII - Stouss City	Denison		Meat Cutting, Plumbing	1	2,100	2,113	1,831
	Mapleton	October 1, 1973	Electrician	1	1,020	2,063	1,866
	Ida Grove		Carpentry	1	2,560	10,200	10,122
	Cherokee		Practical Nurse	1	900	1,012	1,549
	Floyd		Vocational	6	26,317	55,195	738,159
	Air Base		Truck Driving	1	900	750	541
	Clarinda	June 30, 1973	Student Union	2	2,935	935	
	Clarinda	June 30, 1973	Royal Hall	2	2,380	2,195	
	Clarinda	June 30, 1973	Rowland Hall	2	32,500	13,200	9,971
	Clarinda	June 30, 1973	Opitz	2	10,104	6,874	
XIII - Council Bluffs	Clarinda	June 30, 1973	Library	2	5,189	4,131	
	Clarinda	June 30, 1973	Wichelm Hall	2	2,842	2,320	
	Clarinda	June 30, 1973	Cow Palace	2	9,332	9,154	
	Harlan	June 30, 1973	Harlan P.M.	2	1,120	3,634	3,350
	Atlantic	August 31, 1973	Atlantic P.M.	2	5,000	1,757	1,206
	Council Bluffs	June 30, 1973	2810 Avenue E.	2	1,440	580	531
	Council Bluffs	June 30, 1973	321 16th Avenue	2	48,282	18,147	15,353

XIV - Creston

NONE

Merged Area	Site	Expiration Date of Lease	Building Name or Function	Building Condition	1973 Rent Payment	Area in Square Feet	
						Gross Square Feet	Net Usable Square Feet
XV - Ottumwa	Building 46 Building 30	August 1, 1974 August 1, 1974	Printing Airframe & Power Plant, Etc.	1	1,644	4,497	4,373
	Com. Serv. Ctr., 229 E. 2nd St.	July 1, 1978	Youth Service	1	12,000	24,381	22,351
	Com. Serv. Ctr., 229 E. 2nd St.	July 1, 1978	Aging Program	1	1,296	1,170	1,070
	Com. Serv. Ctr., 229 E. 2nd St.	July 1, 1978	Student Activities	1	7,320	4,345	3,997
	Oskaloosa-Dwelling Hotel	-----	Aging Program	1	7,344	6,875	6,325
	Fairfield-Zillman Constr.	-----	Aging Program	1	1,500	567	522
	Sigourney-Memorial Hall	-----	Aging Program	1	5,700	2,880	2,550
	Centerville-Bank Building	-----	Auto Lab.	1	408	2,916	2,683
XVI - Burlington	Mobil Unit #2 Mobil Unit #3	July 1, 1975 July 1, 1975	Gen. & Rel. Instr. Gen. & Rel. Instr.	1 1	4,542 4,542	901 901	850 850
Mt. Pleasant	Mental Health	Year to year until cancelled	Medical Lab Ass't. and Medical Assistant	1	None	7,705	5,029
Keokuk	Building 301-Arts & Science Building 311-Career Educ.	Until cancelled July 1, 1935	Arts & Science Associate Degree Nursing, Clerical-Secretarial	6 6	9,152 6,900	27,443 6,747	16,310 5,142

BUILDING CONDITION

- Satisfactory - Suitable for continued use with normal maintenance.
- Remodeling A - Requires restoration to present acceptable standards without major room use changes, alterations, or modernizations. The approximate cost of "Remodeling A" is not greater than 25% of the estimated replacement cost of the building.
- Remodeling B - Requires major updating and/or modernization of the building. The approximate cost of "Remodeling B" is greater than 25%, but not greater than 50% of the estimated replacement cost of the building.
- Remodeling C - Requires major remodeling of the building. The approximate cost of "Remodeling C" is greater than 50% of the replacement cost of the building.
- Demolition - Should be demolished or abandoned because the building is unsafe or structurally unsound, irrespective of the need for the space or the availability of funds for a replacement. This category takes precedence over categories 1, 2, 3, and 4. If a building is scheduled for demolition, its condition is recorded as "demolition," regardless of its condition.
- Termination - Planned termination or relinquishment of occupancy of the building for reasons other than unsafeness or structural unsoundness, such as abandonment of temporary units or vacation of leased space. This category takes precedence over categories 1, 2, 3, and 4. If a building is scheduled for termination, its condition is recorded as "termination," regardless of its condition.

FINANCIAL

Tables 57 through 70 present information on financial resources and expenditures of area schools. This information is collected in accord with the uniform financial accounting system for area schools adopted by all area schools during the 1969-70 school year.

The information presented on financial resources and expenditures was taken from records submitted by area schools. The figures from fiscal year 1973 have not been compared with audited figures from the State Auditor's office since audited figures on all area schools were not available at the time this publication was prepared.

Income to the General Fund in fiscal year 1973 for each of the area schools was derived from four major sources. These sources were state general aid, tuition vocational aid (state and federal) and the local support derived from the 3/4 mill levy for operational purposes.

Table 57 presents a comparison of the total revenue and expenditure of the General Fund for fiscal year 1972 and 1973. Expenditures in the General Fund are grouped in nine functions. The first four functions ((vocational technical (career education), liberal arts and science (college parallel), adult education and activities related to instruction)) are for direct program expenditures and the last five (administration, student services, learning resources, physical plant and organized research) for recording expenditures in the support functions.

Figure 12 presents the revenue and expenditures of the General Fund of all area schools for fiscal year 1973.

Table 58 presents information on actual revenue and expenditures for fiscal years 1972 and 1973 and the projected revenue and expenditures for fiscal year 1974.

Table 59 presents a summary of actual revenue and expenditures in the General Fund for fiscal year 1973 by area school that indicates the percent of each amount.

Table 60 presents a summary of actual revenue and expenditures in the General Fund for fiscal year 1973 that indicates the specific components for each of the major classifications. A percent is also included for each figure.

Table 61 presents a comparison of actual revenue as opposed to the projection of revenue prepared by each area school prior to fiscal year 1973. Area schools projected \$2,274,141 more revenue than they actually received and the single greatest source of revenue that was overestimated was federal support.

Table 62 presents a comparison of actual expenditures as opposed to the projection of expenditures prepared by each area school prior to fiscal year 1973. Actual expenditures for all area schools were \$2,898,229 less than projected expenditures. The function that was overestimated the most was function four, Activities Related to Instruction. This function includes fully funded programs from outside sources and usually includes a significant number of anticipated federal programs.

Figure 13 indicates the revenue and expenditures for fiscal year 1973 assigned to the four educational functions in the General Fund as required by Section 286A.12, Code of Iowa. This assignment of funds requires a proportion of the five indirect functions that is primarily based on contact hours. The undistributed revenue consists for the most part of the income obtained from the local 3/4 mill levy for operational purposes.

Table 63 presents information on the assignment of state general and vocational aid to the three major educational divisions of area schools for fiscal year 1973.

Table 64 presents information on the assignment of state general aid only to the three major educational divisions of area schools for fiscal year 1973.

Table 65 presents information on the assignment of state vocational aid only to the vocational-technical (career education) and adult education divisions of area schools for fiscal year 1973.

Table 66 presents information on the revenue received by area schools for the Plant Fund for fiscal year 1973. The greatest single source of revenue to the Plant Fund was the revenue obtained from the local 3/4 mill voted levy for the Plant Fund.

Table 67 presents information on the expenditures made by area schools from the Plant Fund for fiscal year 1973. Over ninety-six percent of the expenditures from the Plant Fund was made for capital outlay.

Table 68 presents information on the tuition charged by area schools during fiscal year 1973. Tuition charges for non-Iowa residents are required by statute to be not less than one hundred fifty percent and not more than two hundred percent of the tuition charged to Iowa residents.

Table 69 presents information on the fees charged by area schools during fiscal year 1973. Area schools are authorized to receive revenue from fees by Section 280A.18 (7), Code of Iowa. The expenditure of funds collected for activities is determined by the student government unit with administrative and board approval.

Table 70 presents summary information on the cost of programs in area schools for fiscal year 1973. This table includes the total program cost as well as the program cost per contact hour of instruction and per full-time equivalent enrollment (FTEE). These figures are subject to change when the state audit is completed.

TABLE 57

AREA SCHOOLS COMPARISON OF 1972 GENERAL FUND
REVENUE AND EXPENDITURES TO 1973
REVENUE AND EXPENDITURES

Revenue	1972		1973	
	Dollars	Percent	Dollars	Percent
Student Fees	\$ 458,143	1.11	\$ 506,364	1.13
Tuition	9,454,368	22.95	10,116,819	22.58
Local Property Tax	5,783,071	14.04	6,000,072	13.39
State General Aid	12,270,000	29.78	13,799,999	30.80
State Vocational Aid	8,544,174	20.74	5,095,736	11.37
Other Vocational Aid	544,787	1.32	421,862	.94
Federal Support	3,290,332	7.99	7,722,957	17.23
Other Income	852,083	2.07	1,146,802	2.56
Sub-Total	\$41,196,958	100.00%	\$44,810,611	100.00%
Unrestricted Fund Bal.	(522,434)*		279,563**	
TOTAL REVENUE	\$40,674,524		\$45,090,174	
Expenditures				
Arts and Sciences	\$ 8,207,974	20.18	\$ 8,386,493	18.60
Vocational-Technical	13,896,142	34.16	15,141,418	33.58
Adult Education	4,641,684	11.41	5,594,132	12.40
Activities Related to Instr.	2,212,925	5.44	2,259,300	5.01
Administration	2,875,922	7.07	3,170,477	7.03
Student Services	3,110,360	7.65	3,546,841	7.87
Learning Resources	1,356,144	3.33	1,502,317	3.33
Physical Plant	4,350,849	10.70	5,359,777	11.89
Organized Research	22,524	.06	129,419	.29
TOTAL EXPENDITURES	\$40,674,524	100.00%	\$45,090,174	100.00%

* Represents an increase in the unrestricted fund balance.
 Revenues exceed expenditures by \$992,480
 Four schools utilized unrestricted fund 470,046
 Net increase \$522,434

** Represents a decrease in unrestricted fund balance.
 Eight schools utilized unrestricted fund
 balance in the amount of \$903,651.

FIGURE 12

1973 AREA SCHOOLS
REVENUE AND EXPENDITURES
GENERAL FUND

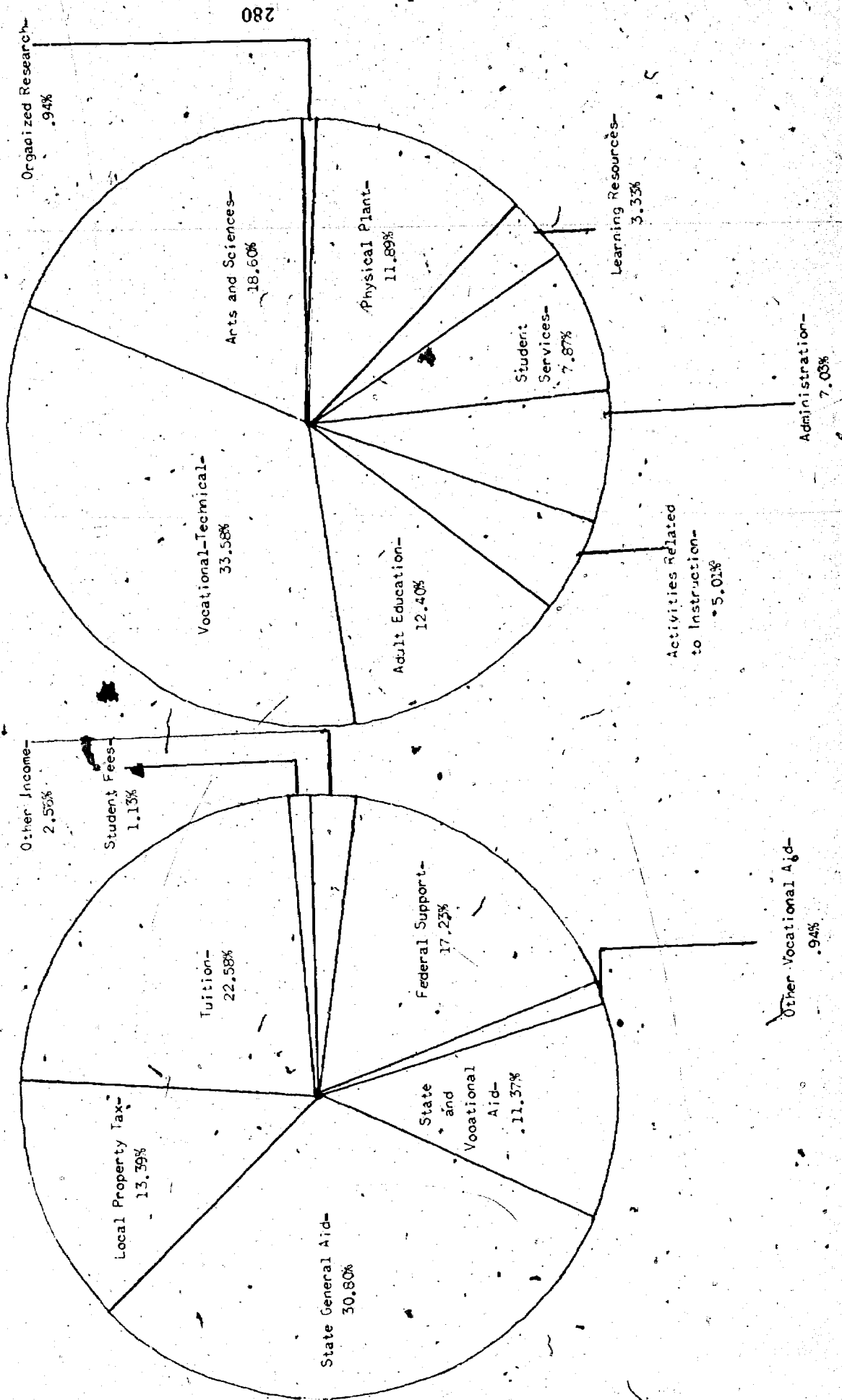


TABLE 58

SUMMARY OF ALL AREA SCHOOLS
COMPARISON BETWEEN 1972 ACTUAL, 1973 ACTUAL
AND 1974 PROJECTED ACTUAL INCOME AND EXPENDITURES

<u>Categorical Source of Revenue</u>		1972 Actual	1973 Actual	1974 Projected
400	Student Fees	\$ 458,143	\$ 504,939	\$ 472,541
410	Tuition	9,454,368	10,116,820	11,312,744
415	Local Support (Property Tax)	5,783,071	6,000,072	6,535,766
421	State General Aid	12,270,000	13,899,999	15,675,717
424-28	State Vocational Aid	7,620,076	5,120,817	4,998,629
429	Other State Aid	544,787	623,991	1,553,082
430-49	Federal Support	3,290,332	7,433,931	11,255,713
450-59	Sales and Service	358,817	567,983	820,813
460-90	Other Income	493,266	558,135	378,906
TOTAL REVENUE		\$40,272,860	\$44,826,687	\$53,003,911
Use of Unrestricted Fund Balance		491,775	903,651	850,964
GRAND TOTAL REVENUE		<u>\$40,764,635</u>	<u>\$45,730,338</u>	<u>\$53,854,875</u>
<u>Categorical Source of Expenditures</u>				
	Liberal Arts and Science	\$ 8,207,974	\$ 8,386,492	\$ 8,432,954
	Vocational Technical	13,896,142	15,281,506	18,598,121
	Adult Education	4,641,684	5,617,277	6,297,337
	Activities Related to Instr.	2,212,925	2,257,035	5,413,114
	Administration	2,875,922	3,230,680	4,094,194
	Student Services	3,110,360	3,531,262	4,013,728
	Learning Resources	1,356,144	1,488,227	1,694,364
	Physical Plant	4,350,849	5,287,153	5,144,626
	Function 9	22,524	129,419	186,437
TOTAL EXPENDITURES		<u>\$40,674,524</u>	<u>\$45,209,051</u>	<u>\$53,854,875</u>

TABLE 39

SUMMARY OF AREA SCHOOLS 1972-73 ACTUAL REVENUE AND EXPENDITURES BY AMOUNT AND PERCENTAGE

SCHOOL FUNDS	Area I Calaveras		Area II Mason City		Area III Estacada		Area IV Seiadon		Area V Forest Grove		Area VI Marshallville		Area VII Waterloo		Area VIII Dawson	
	Amount	%	Amount	%	Amount	%	Amount	%	Amount	%	Amount	%	Amount	%	Amount	%
TOTAL REVENUE	\$ 9,512	100.00	\$ 25,755	100.00	\$ 10,527	100.00	\$ 30,476	100.00	\$ 39,542	100.00	\$ 36,556	100.00	\$ 84,999	100.00	\$ 27,500	100.00
STUDENT FEES	371,000	3.90	655,267	2.55	467,913	4.44	170,160	0.56	214,441	0.54	747,061	2.04	100,076	0.12	785,429	2.86
Tuition	361,500	3.80	645,767	2.51	457,413	4.34	160,160	0.53	204,441	0.52	737,061	2.02	90,076	0.11	775,429	2.82
LOCAL SUPPLIES (100% LOCAL)	411,429	4.32	1,025,182	3.98	577,777	5.49	307,592	0.98	1,175,459	2.97	1,174,242	3.21	350,501	0.41	1,125,003	4.10
STATE SPECIAL AID	209,521	2.20	217,228	0.84	150,317	1.43	128,957	0.42	207,222	0.52	709,101	1.94	350,076	0.41	425,473	1.55
STATE VOCATIONAL AID	-	-	-	-	-	-	-	-	-	-	-	-	-	-	-	-
STATE SPECIAL NEEDS	100,000	1.05	-	-	-	-	-	-	-	-	-	-	-	-	-	-
OTHER STATE AID	150,506	1.58	7,567	0.03	40,940	0.39	85,592	0.28	10,599	0.03	95,097	0.26	249,732	0.29	234,466	0.85
FEDERAL VOCATIONAL AID	57,406	0.60	59,921	0.23	73,765	0.70	58,525	0.19	76,413	0.19	37,925	0.10	27,793	0.03	134,447	0.49
FEDERAL SPECIAL NEEDS	102,495	1.07	109,000	0.42	110,911	1.05	21,814	0.07	170,110	0.43	222,071	0.61	359,452	0.42	189,259	0.69
OTHER FEDERAL AID	19,690	0.21	3,738	0.01	-	-	1,940	0.01	147,529	0.37	15,036	0.04	-	-	28,913	0.10
SALES AND SERVICE	25,107	0.26	26,100	0.10	60	0.00	24,944	0.08	4,612	0.01	36,327	0.10	46,126	0.05	28,115	0.10
OTHER INCOME	44,347	0.47	-	-	-	-	-	-	-	-	-	-	-	-	-	-
USE OF UNRESTRICTED FUNDS	\$1,982,524	20.84	\$2,431,464	9.44	\$1,521,380	14.45	\$1,150,225	3.77	\$3,580,401	9.05	\$2,975,113	8.14	\$1,565,002	1.83	\$7,584,676	27.94
TOTAL REVENUE	\$ 9,512	100.00	\$ 25,755	100.00	\$ 10,527	100.00	\$ 30,476	100.00	\$ 39,542	100.00	\$ 36,556	100.00	\$ 84,999	100.00	\$ 27,500	100.00
ACTUAL EXPENDITURES BY FUNCTION																
1. LIBERAL ARTS AND SCIENCE	1,041,385	10.95	550,122	2.14	940,943	8.93	752,643	2.47	636,121	1.62	430,922	1.18	1,954,326	2.30	1,421,454	5.17
2. VOCATIONAL-TECHNICAL	407,911	4.28	204,798	0.79	192,912	1.83	124,401	0.41	397,285	1.00	284,318	0.78	1,093,369	1.29	563,021	2.05
3. ADULT EDUCATION	26,122	0.27	20,996	0.08	2,595	0.02	9,450	0.03	-	-	-	-	91,720	0.11	36,755	0.13
4. ACTIVITIES RELATED TO INST.	115,561	1.21	202,535	0.78	149,476	1.42	97,159	0.32	220,731	0.56	173,794	0.47	139,676	0.16	155,846	0.57
5. ADMINISTRATION	136,417	1.43	209,082	0.81	99,471	0.94	17,762	0.06	353,367	0.89	396,402	1.07	237,931	0.28	220,423	0.80
6. STUDENT SERVICES	32,058	0.34	89,559	0.35	34,598	0.33	5,067	0.02	147,893	0.37	157,545	0.43	59,402	0.07	161,539	0.59
7. LEARNING RESOURCES	153,132	1.61	421,549	1.64	136,543	1.29	121,073	0.40	264,389	0.67	341,593	0.93	349,599	0.41	343,572	1.25
8. PHYSICAL PLANT	-	-	-	-	-	-	-	-	-	-	-	-	-	-	-	-
9. ORGANIZED RESEARCH	-	-	-	-	-	-	-	-	-	-	-	-	-	-	-	-
TOTAL EXPENDITURES	\$1,962,544	20.74	\$2,431,464	9.44	\$1,521,380	14.45	\$1,150,225	3.77	\$3,580,401	9.05	\$2,975,113	8.14	\$1,565,002	1.83	\$7,584,676	27.94

Table 59 (continued)

GENERAL FUND FUNCTIONAL REVENUE	Area X Campus		Area XI Amesbury		Area XII Stoughton		Area XIII Concord		Area XIV Canton		Area XV Dummerston		Area XVI Burlington			
	Amount	%	Amount	%	Amount	%	Amount	%	Amount	%	Amount	%	Amount	%		
400 STUDENT FEES	\$ 127,352	1.93	\$ 66,344	.96	\$ 24,618	1.13	\$ 21,454	.63	\$ 6,691	.66	\$ 32,192	1.06	\$ 20,496	.90		
410 TUITION	1,701,758	19.70	3,512,110	21.94	406,544	16.74	893,507	26.81	218,867	21.63	586,292	19.07	613,529	27.04		
415 LOCAL SURCHARGE (PROP. TAX)	676,941	10.25	1,039,219	15.08	362,433	17.54	364,864	10.70	166,239	16.43	265,889	8.96	224,742	9.90		
421 STATE GENERAL AID	1,224,525	26.10	4,737,596	29.21	611,255	26.04	914,271	26.62	407,974	40.32	924,531	31.21	607,074	26.56		
424-26 STATE VOCATIONAL AID	144,551	9.76	361,890	2.44	397,864	16.25	49,150	15.78	57,015	5.60	470,698	15.86	320,933	13.90		
427 STATE SPECIAL NEEDS	-	-	-	-	-	-	-	-	-	-	-	-	-	-		
429 OTHER STATE AID	321,862	4.87	-	-	-	-	-	-	-	-	-	-	-	-		
439 FEDERAL VOCATIONAL AID	346,952	5.25	315,425	4.35	216,233	9.63	252,834	7.42	46,864	4.63	233,453	8.54	108,733	4.79		
441 FEDERAL SPECIAL NEEDS	265,709	4.35	110,000	1.60	-	-	2,569,523	75.6	23,639	2.3	194,439	6.88	113,151	4.99		
443-49 OTHER FEDERAL AID	594,944	8.40	1,991,961	20.19	91,095	4.36	5,699	1.70	41,007	4.05	201,394	6.78	18,304	3.89		
450-59 SALES AND SERVICE	227,454	3.44	5,384	.08	-	-	11,716	3.10	6,995	.66	49,329	1.66	277	.01		
460-90 OTHER INCOME	19,102	.29	134,722	1.95	46,123	2.11	106,946	3.20	32,725	3.26	24,355	.96	21,004	1.01		
499 USE OF UNRESTRICTED FUNDS	316,151	5.04	-	-	-	-	12,742	3.75	-	-	-	-	45,231	3.01		
TOTAL REVENUE	\$ 6,507,541	100.00	\$ 6,992,951	100.00	\$ 2,106,165	100.00	\$ 3,406,578	100.00	\$ 1,011,912	100.00	\$ 2,468,454	100.00	\$ 2,269,474	100.00	\$ 45,214,252	100.00
1. LIBERAL ARTS AND SCIENCES	\$ 743,705	11.42	\$ 1,209,161	17.30	\$ -	-	\$ 745,243	21.86	\$ 243,814	24.17	\$ 375,123	12.82	\$ 746,872	32.91	\$ 9,366,493	18.60
2. VOCATIONAL-TECHNICAL	1,736,954	26.70	3,896,299	55.73	1,000,000	47.48	1,216,245	35.71	212,178	21.02	1,142,132	38.56	545,466	24.04	15,141,419	33.58
3. ADULT EDUCATION	1,005,378	15.45	644,202	9.21	42,246	2.00	324,061	9.51	86,829	8.57	57,591	1.83	279,625	12.32	5,594,132	12.40
4. ACTIVITIES RELATIVE TO INST.	14,024	.22	1,004,940	14.37	1,216,245	57.78	25,560	.75	40,700	4.03	22,247	.69	-	-	2,259,300	5.01
5. ADMINISTRATIVE	599,560	9.07	406,621	5.81	141,007	6.71	550,261	16.18	101,722	10.06	224,462	7.04	185,321	8.17	3,170,477	7.07
6. STUDENT SERVICES	49,500	.76	428,351	6.13	154,993	7.36	59,472	1.75	58,010	5.74	254,515	7.90	181,190	7.98	2,546,641	5.67
7. LEARNING RESOURCES	27,944	.43	210,275	3.01	44,292	2.10	63,219	1.86	71,809	7.10	36,043	3.53	85,049	3.88	1,502,317	3.33
8. PHYSICAL PLANT	90,368	1.39	76,421	1.10	214,164	10.17	60,000	1.76	67,292	6.65	32,857	1.01	42,923	1.97	5,559,777	12.89
9. OPERATING RESEARCH	104,303	1.60	21,118	.30	-	-	-	-	-	-	-	-	-	-	173,419	.38
TOTAL EXPENDITURES	\$ 6,507,451	100.00	\$ 7,009,432	100.00	\$ 2,124,468	100.00	\$ 3,406,578	100.00	\$ 926,176	100.00	\$ 2,468,454	100.00	\$ 2,269,474	100.00	\$ 45,060,174	100.00

ACTUAL EXPENDITURES BY FUNCTION

- LIBERAL ARTS AND SCIENCES
- VOCATIONAL-TECHNICAL
- ADULT EDUCATION
- ACTIVITIES RELATIVE TO INST.
- ADMINISTRATIVE
- STUDENT SERVICES
- LEARNING RESOURCES
- PHYSICAL PLANT
- OPERATING RESEARCH

TABLE 60

SUMMARY OF AREA SCHOOLS 1971-72 ACTUAL
REVENUE AND EXPENDITURES BY LINE ITEM
AMOUNT AND PERCENTAGE

GENERAL FUND ACTUAL REVENUE	Area I Galmar		Area II Vason C.I.		Area III Estersville		Area IV Bedford		Area V Fors Dazire		Area VI Warsaw/Towr		Area VII Waterloo		Area VIII Laverport	
	Amount	%	Amount	%	Amount	%	Amount	%	Amount	%	Amount	%	Amount	%	Amount	%
400 STUDENT FEES	\$ 9,512	.48	\$ 28,705	.99	\$ 10,517	.35	\$ 30,476	2.38	\$ 39,842	2.38	\$ 26,596	1.90	\$ 14,999	.64	\$ 17,950	1.09
401 Laboratory	-	-	-	-	1,937	.71	24,552	7.08	21,918	7.08	10,118	3.4	-	-	11,771	6.57
402 Application	1,270	.37	1,075	.37	-	-	1,070	.47	17,411	4.4	2,000	.7	14,008	.59	15,210	8.45
403 Production	2,452	.11	5,415	.18	-	-	-	-	-	-	-	-	-	-	-	-
404 Transcripts	-	-	9,049	.34	-	-	-	-	1,821	.45	-	-	-	-	-	-
405 Activities	-	-	-	-	-	-	-	-	-	-	-	-	-	-	-	-
406 Other fees	-	-	1,176	.07	4,910	.16	944	.08	12,990	.33	1,644	.06	-	-	1,915	.11
407 Other fund	-	-	(1,201)	-.04	-	-	(1,110)	-.01	-	-	-	-	-	-	-	-
TOTAL STUDENT FEES	\$ 9,512	.48	\$ 28,705	.99	\$ 10,517	.35	\$ 30,476	2.38	\$ 39,842	2.38	\$ 26,596	1.90	\$ 14,999	.64	\$ 17,950	1.09
410 TUITION																
411 Resident	\$ 367,144	15.74	\$ 655,980	21.14	\$ 411,670	24.49	\$ 1,075,952	14.71	\$ 1,051,153	24.12	\$ 1,134,939	24.09	\$ 1,018,937	25.28	\$ 1,190,741	19.25
412 Non-Resident	4,400	.25	7,777	.27	14,467	.79	9,000	.47	29,678	.73	41,711	1.42	7,000	.17	18,004	2.87
413 Tuition Refund	(1,594)	-.08	(5,404)	-.19	-	-	(2,522)	-.12	-	-	(1,529)	-.05	(2,241)	-.56	(22,111)	-3.46
TOTAL TUITION	\$ 369,950	15.91	\$ 658,353	21.22	\$ 426,137	24.28	\$ 1,082,430	14.66	\$ 1,080,331	24.85	\$ 1,163,368	25.24	\$ 1,024,696	25.77	\$ 1,186,634	18.66
415 LOCAL SUPPORT																
416 Property Tax - Oper.	\$ 541,531	19.44	\$ 561,170	17.82	\$ 249,092	13.67	\$ 111,000	10.88	\$ 450,076	24.50	\$ 609,172	21.99	\$ 391,671	17.03	\$ 1,141,828	18.22
417 Property Tax - Plant Fund	-	-	-	-	-	-	-	-	-	-	-	-	-	-	-	-
418 Property Tax - Debt Serv.	-	-	-	-	-	-	-	-	-	-	-	-	-	-	-	-
TOTAL LOCAL SUPPORT	\$ 541,531	19.44	\$ 561,170	17.82	\$ 249,092	13.67	\$ 111,000	10.88	\$ 450,076	24.50	\$ 609,172	21.99	\$ 391,671	17.03	\$ 1,141,828	18.22
420 STATE SUPPORT																
421 General Aid	\$ 211,429	8.99	\$ 1,024,182	29.52	\$ 270,174	15.00	\$ 307,492	29.09	\$ 1,175,450	34.00	\$ 1,124,744	33.00	\$ 711,501	26.32	\$ 1,115,503	17.48
424 State Vocational	279,221	14.23	217,228	6.36	150,151	8.26	154,937	14.8	69,728	6.57	109,164	3.19	14,204	1.31	429,744	6.45
425 State Gen. Outlay Approv.	-	-	-	-	-	-	-	-	-	-	-	-	-	-	-	-
426 Vocational Monstudy	-	-	-	-	-	-	-	-	-	-	-	-	-	-	-	-
427 Special Needs	-	-	-	-	-	-	-	-	-	-	-	-	-	-	-	-
428 WPA	-	-	-	-	-	-	-	-	-	-	-	-	-	-	-	-
429 Other State Support	130,500	5.10	-	-	-	-	-	-	-	-	-	-	-	-	-	-
TOTAL STATE SUPPORT	\$ 621,150	40.31	\$ 1,241,410	35.88	\$ 420,325	23.26	\$ 462,429	44.77	\$ 1,644,658	48.57	\$ 1,733,966	50.01	\$ 1,304,705	47.49	\$ 2,679,044	41.57

Table 60 (continued)

GENERAL FUND	Area X Cedar Rapids		Area XI Arkney		Area XII Sioux City		Area XIII Special Buff		Area XIV Shelburne		Area XV Washington	
	Amount	%	Amount	%	Amount	%	Amount	%	Amount	%	Amount	%
400 STUDENT FEES												
401 Laboratory	\$ 55,211	.04	\$ 14,777	.22	\$ -	-	\$ 3,229	.12	\$ 1,143	.12	\$ 1,143	.07
402 Application	51,804	.78	75,420	.91	12,835	.59	6,709	.20	2,992	.70	14,831	.49
403 Graduation	-	-	-	-	3,706	.15	-	-	1,000	.11	-	-
404 Transcripts	2,401	.04	-	-	-	-	451	.01	119	.03	149	.01
405 Activities	-	-	-	-	-	-	-	-	-	-	-	-
406 Other Fees	20,098	.21	36,147	.23	1,776	.06	1,121	.03	2,074	.07	4,240	.19
407 Fee Refund	(998)	(.01)	(42)	(.01)	(42)	(.01)	(11)	(.00)	-	(.01)	(104)	(.00)
TOTAL STUDENT FEES	\$ 127,552	1.92	\$ 96,344	.96	\$ 24,117	1.23	\$ 11,454	.03	\$ 7,991	.03	\$ 20,497	1.90
410 TUITION												
411 Resident	\$1,292,964	19.57	\$1,317,110	21.94	\$ 348,317	15.98	\$ 41,000	25.75	\$ 115,449	43.31	\$ 22,116	1.39
412 Non-Resident	26,909	.99	-	-	64,596	2.96	3,741	2.25	1,100	0.69	5,334	0.33
413 Tuition Refund	(17,115)	(.26)	(-)	(-)	(4,319)	(.20)	(20,004)	(12.60)	(2,200)	(.85)	(5,325)	(.33)
TOTAL TUITION	\$1,402,758	19.70	\$1,317,110	21.94	\$ 407,544	18.74	\$ 24,737	15.25	\$ 114,349	43.75	\$ 22,116	1.39
415 LOCAL SUPPORT												
416 Property Tax - Oper.	\$ 676,941	10.25	\$1,039,219	15.08	\$ 362,433	17.56	\$ 364,864	10.70	\$ 166,249	16.42	\$ 365,860	19.6
417 Property Tax - Plant Fund	-	-	-	-	-	-	-	-	-	-	-	-
418 Property Tax - Debt Serv.	-	-	-	-	-	-	-	-	-	-	-	-
TOTAL LOCAL SUPPORT	\$ 676,941	10.25	\$1,039,219	15.08	\$ 362,433	17.56	\$ 364,864	10.70	\$ 166,249	16.42	\$ 365,860	19.6
420 STATE SUPPORT												
421 General Aid	\$1,724,325	26.80	\$1,737,596	26.21	\$ 611,255	28.04	\$ 314,271	26.82	\$ 407,974	40.32	\$ 926,233	51.11
424 State Vocational	644,731	9.76	581,890	8.44	397,864	18.28	469,550	13.78	87,015	8.60	470,698	15.15
425 State Cap. Outlay Approp.	-	-	-	-	-	-	-	-	-	-	-	-
426 Vocational Workstudy	-	-	-	-	-	-	-	-	-	-	-	-
427 Special Needs	-	-	-	-	-	-	-	-	-	-	-	-
428 WOTA	-	-	-	-	-	-	-	-	-	-	-	-
429 Other State Support	321,852	4.87	-	-	(907)	(.04)	-	-	-	-	-	-
TOTAL STATE SUPPORT	\$2,691,110	40.73	\$2,319,486	33.65	\$1,009,119	46.29	\$1,463,622	40.70	\$ 494,989	48.92	\$1,397,931	47.10
TOTAL	\$10,111,110	100.00	\$10,111,110	100.00	\$10,111,110	100.00	\$10,111,110	100.00	\$10,111,110	100.00	\$10,111,110	100.00

Table 60 (continued)

FEDERAL AGENCY	Area I Culver		Area II Mason City		Area III Estimoteville		Area IV Greenboro		Area V Farm Camp		Area VI Waynesboro		Area VII Waterloo		Area IX Dyersburg																																																																																																																																																																																																																																																																																																																																																																																																																																																																																																																																																																																		
	Amount	%	Amount	%	Amount	%	Amount	%	Amount	%	Amount	%	Amount	%	Amount	%																																																																																																																																																																																																																																																																																																																																																																																																																																																																																																																																																																																	
430-49 FEDERAL SUPPLY																	441 Title II - Salary	\$ -	0	\$ -	0	\$ 4,541	.25	\$ -	0	\$ -	0	\$ -	0	\$ -	0	\$ -	0	442 Title III - Law, Inst.	-	0	-	0	15,100	.74	-	0	-	0	27,071	.91	-	0	25,353	.71	443 Title IV - Inst.	-	0	-	0	-	0	-	0	-	0	-	0	-	0	-	0	444 Title IV - Administration	21,035	1.10	47,068	1.81	46,097	2.53	-	0	42,725	1.26	119,659	4.02	53,551	.82	49,342	1.36	445 Title IV - Inst. of Inst.	-	0	-	0	-	0	-	0	-	0	-	0	-	0	-	0	446 Title IV - Inst. of Inst.	-	0	-	0	-	0	-	0	5,100	.15	-	0	-	0	-	0	447 Title IV - Inst. of Inst.	-	0	-	0	-	0	-	0	-	0	-	0	-	0	-	0	448 Title IV - Inst. of Inst.	-	0	-	0	-	0	-	0	-	0	-	0	-	0	-	0	449 Vocational Ed. Fac.	150,566	7.67	117,066	4.50	80,940	4.44	55,592	1.25	151,989	4.47	91,047	3.06	299,732	10.10	234,466	6.54	450 Vocational Ed. Fac.	-	0	-	0	7,794	.36	1,104	.03	-	0	-	0	7,914	.22	-	0	451 Vocational Ed. Fac.	2,995	.15	5,931	2.15	24,665	1.35	18,825	4.29	36,415	1.14	57,958	1.95	52,993	1.52	134,447	3.75	452 Special Needs	33,840	1.77	20,996	.81	-	0	-	0	-	0	-	0	62,946	1.82	39,970	1.11	453 AGTA	-	0	-	0	-	0	-	0	-	0	-	0	-	0	-	0	454 Civil Defense	-	0	-	0	-	0	-	0	-	0	-	0	-	0	-	0	455 Adult Basic Education	40,590	2.16	21,100	.81	33,210	1.83	9,600	.22	34,324	1.02	25,337	.85	44,506	1.25	45,487	1.27	456 Other Federal Funds	-	0	-	0	2,985	.16	12,115	2.75	51,181	1.51	49,994	1.45	50,545	1.45	11,490	.32	TOTAL FEDERAL SUPPLY	\$ 310,257	15.81	\$ 388,024	10.24	\$ 255,612	14.58	\$ 166,235	3.75	\$ 729,634	9.75	\$ 377,116	12.47	\$ 932,993	19.63	\$ 958,192	25.57	450-59 SALES AND SERVICE																	450 Food	\$ -	0	\$ -	0	\$ -	0	\$ -	0	\$ -	0	\$ -	0	\$ -	0	\$ -	0	451 Housing	-	0	-	0	-	0	-	0	-	0	-	0	-	0	-	0	452 Vending Machines	-	0	-	0	-	0	-	0	-	0	-	0	-	0	-	0	453 Rental of Col. Fac.	-	0	-	0	-	0	-	0	-	0	-	0	-	0	-	0	454 Other Sales and Service	19,590	1.00	3,049	.12	-	0	1,480	.34	2,400	.07	9,385	.32	-	0	20,332	.57	455 Bookstore - Text	-	0	-	0	-	0	-	0	141,139	4.16	5,463	.19	-	0	-	0	456 Bookstore - Other Items	-	0	-	0	-	0	-	0	-	0	-	0	-	0	-	0	TOTAL SALES AND SERVICE	\$ 19,590	1.00	\$ 3,738	.14	\$ -	0	\$ 1,480	.34	\$ 143,539	4.25	\$ 35,048	.51	\$ -	0	\$ 28,913	.81	OTHER INCOME																	450 Interest	\$ 708	.04	\$ 17,427	.67	\$ -	0	\$ 16,011	3.61	\$ -	0	\$ 24,271	.71	\$ 19,245	.57	\$ -	0	451 Gains & Losses of Sale	-	0	-	0	-	0	-	0	-	0	-	0	-	0	-	0	452 Gifts and Grants	-	0	-	0	-	0	-	0	-	0	2,000	.07	10,725	.31	-	0	453 Fines and Penalties	-	0	-	0	-	0	-	0	578	.02	-	0	-	0	-	0	454 Proceeds from Sale of Bonds	-	0	-	0	-	0	-	0	-	0	-	0	-	0	-	0	455 Miscellaneous Revenue	24,459	1.25	6,950	.27	470	.03	8,133	.18	3,440	.10	12,756	.41	14,536	.42	21,824	.61
441 Title II - Salary	\$ -	0	\$ -	0	\$ 4,541	.25	\$ -	0	\$ -	0	\$ -	0	\$ -	0	\$ -	0	442 Title III - Law, Inst.	-	0	-	0	15,100	.74	-	0	-	0	27,071	.91	-	0	25,353	.71	443 Title IV - Inst.	-	0	-	0	-	0	-	0	-	0	-	0	-	0	-	0	444 Title IV - Administration	21,035	1.10	47,068	1.81	46,097	2.53	-	0	42,725	1.26	119,659	4.02	53,551	.82	49,342	1.36	445 Title IV - Inst. of Inst.	-	0	-	0	-	0	-	0	-	0	-	0	-	0	-	0	446 Title IV - Inst. of Inst.	-	0	-	0	-	0	-	0	5,100	.15	-	0	-	0	-	0	447 Title IV - Inst. of Inst.	-	0	-	0	-	0	-	0	-	0	-	0	-	0	-	0	448 Title IV - Inst. of Inst.	-	0	-	0	-	0	-	0	-	0	-	0	-	0	-	0	449 Vocational Ed. Fac.	150,566	7.67	117,066	4.50	80,940	4.44	55,592	1.25	151,989	4.47	91,047	3.06	299,732	10.10	234,466	6.54	450 Vocational Ed. Fac.	-	0	-	0	7,794	.36	1,104	.03	-	0	-	0	7,914	.22	-	0	451 Vocational Ed. Fac.	2,995	.15	5,931	2.15	24,665	1.35	18,825	4.29	36,415	1.14	57,958	1.95	52,993	1.52	134,447	3.75	452 Special Needs	33,840	1.77	20,996	.81	-	0	-	0	-	0	-	0	62,946	1.82	39,970	1.11	453 AGTA	-	0	-	0	-	0	-	0	-	0	-	0	-	0	-	0	454 Civil Defense	-	0	-	0	-	0	-	0	-	0	-	0	-	0	-	0	455 Adult Basic Education	40,590	2.16	21,100	.81	33,210	1.83	9,600	.22	34,324	1.02	25,337	.85	44,506	1.25	45,487	1.27	456 Other Federal Funds	-	0	-	0	2,985	.16	12,115	2.75	51,181	1.51	49,994	1.45	50,545	1.45	11,490	.32	TOTAL FEDERAL SUPPLY	\$ 310,257	15.81	\$ 388,024	10.24	\$ 255,612	14.58	\$ 166,235	3.75	\$ 729,634	9.75	\$ 377,116	12.47	\$ 932,993	19.63	\$ 958,192	25.57	450-59 SALES AND SERVICE																	450 Food	\$ -	0	\$ -	0	\$ -	0	\$ -	0	\$ -	0	\$ -	0	\$ -	0	\$ -	0	451 Housing	-	0	-	0	-	0	-	0	-	0	-	0	-	0	-	0	452 Vending Machines	-	0	-	0	-	0	-	0	-	0	-	0	-	0	-	0	453 Rental of Col. Fac.	-	0	-	0	-	0	-	0	-	0	-	0	-	0	-	0	454 Other Sales and Service	19,590	1.00	3,049	.12	-	0	1,480	.34	2,400	.07	9,385	.32	-	0	20,332	.57	455 Bookstore - Text	-	0	-	0	-	0	-	0	141,139	4.16	5,463	.19	-	0	-	0	456 Bookstore - Other Items	-	0	-	0	-	0	-	0	-	0	-	0	-	0	-	0	TOTAL SALES AND SERVICE	\$ 19,590	1.00	\$ 3,738	.14	\$ -	0	\$ 1,480	.34	\$ 143,539	4.25	\$ 35,048	.51	\$ -	0	\$ 28,913	.81	OTHER INCOME																	450 Interest	\$ 708	.04	\$ 17,427	.67	\$ -	0	\$ 16,011	3.61	\$ -	0	\$ 24,271	.71	\$ 19,245	.57	\$ -	0	451 Gains & Losses of Sale	-	0	-	0	-	0	-	0	-	0	-	0	-	0	-	0	452 Gifts and Grants	-	0	-	0	-	0	-	0	-	0	2,000	.07	10,725	.31	-	0	453 Fines and Penalties	-	0	-	0	-	0	-	0	578	.02	-	0	-	0	-	0	454 Proceeds from Sale of Bonds	-	0	-	0	-	0	-	0	-	0	-	0	-	0	-	0	455 Miscellaneous Revenue	24,459	1.25	6,950	.27	470	.03	8,133	.18	3,440	.10	12,756	.41	14,536	.42	21,824	.61																	
442 Title III - Law, Inst.	-	0	-	0	15,100	.74	-	0	-	0	27,071	.91	-	0	25,353	.71	443 Title IV - Inst.	-	0	-	0	-	0	-	0	-	0	-	0	-	0	-	0	444 Title IV - Administration	21,035	1.10	47,068	1.81	46,097	2.53	-	0	42,725	1.26	119,659	4.02	53,551	.82	49,342	1.36	445 Title IV - Inst. of Inst.	-	0	-	0	-	0	-	0	-	0	-	0	-	0	-	0	446 Title IV - Inst. of Inst.	-	0	-	0	-	0	-	0	5,100	.15	-	0	-	0	-	0	447 Title IV - Inst. of Inst.	-	0	-	0	-	0	-	0	-	0	-	0	-	0	-	0	448 Title IV - Inst. of Inst.	-	0	-	0	-	0	-	0	-	0	-	0	-	0	-	0	449 Vocational Ed. Fac.	150,566	7.67	117,066	4.50	80,940	4.44	55,592	1.25	151,989	4.47	91,047	3.06	299,732	10.10	234,466	6.54	450 Vocational Ed. Fac.	-	0	-	0	7,794	.36	1,104	.03	-	0	-	0	7,914	.22	-	0	451 Vocational Ed. Fac.	2,995	.15	5,931	2.15	24,665	1.35	18,825	4.29	36,415	1.14	57,958	1.95	52,993	1.52	134,447	3.75	452 Special Needs	33,840	1.77	20,996	.81	-	0	-	0	-	0	-	0	62,946	1.82	39,970	1.11	453 AGTA	-	0	-	0	-	0	-	0	-	0	-	0	-	0	-	0	454 Civil Defense	-	0	-	0	-	0	-	0	-	0	-	0	-	0	-	0	455 Adult Basic Education	40,590	2.16	21,100	.81	33,210	1.83	9,600	.22	34,324	1.02	25,337	.85	44,506	1.25	45,487	1.27	456 Other Federal Funds	-	0	-	0	2,985	.16	12,115	2.75	51,181	1.51	49,994	1.45	50,545	1.45	11,490	.32	TOTAL FEDERAL SUPPLY	\$ 310,257	15.81	\$ 388,024	10.24	\$ 255,612	14.58	\$ 166,235	3.75	\$ 729,634	9.75	\$ 377,116	12.47	\$ 932,993	19.63	\$ 958,192	25.57	450-59 SALES AND SERVICE																	450 Food	\$ -	0	\$ -	0	\$ -	0	\$ -	0	\$ -	0	\$ -	0	\$ -	0	\$ -	0	451 Housing	-	0	-	0	-	0	-	0	-	0	-	0	-	0	-	0	452 Vending Machines	-	0	-	0	-	0	-	0	-	0	-	0	-	0	-	0	453 Rental of Col. Fac.	-	0	-	0	-	0	-	0	-	0	-	0	-	0	-	0	454 Other Sales and Service	19,590	1.00	3,049	.12	-	0	1,480	.34	2,400	.07	9,385	.32	-	0	20,332	.57	455 Bookstore - Text	-	0	-	0	-	0	-	0	141,139	4.16	5,463	.19	-	0	-	0	456 Bookstore - Other Items	-	0	-	0	-	0	-	0	-	0	-	0	-	0	-	0	TOTAL SALES AND SERVICE	\$ 19,590	1.00	\$ 3,738	.14	\$ -	0	\$ 1,480	.34	\$ 143,539	4.25	\$ 35,048	.51	\$ -	0	\$ 28,913	.81	OTHER INCOME																	450 Interest	\$ 708	.04	\$ 17,427	.67	\$ -	0	\$ 16,011	3.61	\$ -	0	\$ 24,271	.71	\$ 19,245	.57	\$ -	0	451 Gains & Losses of Sale	-	0	-	0	-	0	-	0	-	0	-	0	-	0	-	0	452 Gifts and Grants	-	0	-	0	-	0	-	0	-	0	2,000	.07	10,725	.31	-	0	453 Fines and Penalties	-	0	-	0	-	0	-	0	578	.02	-	0	-	0	-	0	454 Proceeds from Sale of Bonds	-	0	-	0	-	0	-	0	-	0	-	0	-	0	-	0	455 Miscellaneous Revenue	24,459	1.25	6,950	.27	470	.03	8,133	.18	3,440	.10	12,756	.41	14,536	.42	21,824	.61																																		
443 Title IV - Inst.	-	0	-	0	-	0	-	0	-	0	-	0	-	0	-	0	444 Title IV - Administration	21,035	1.10	47,068	1.81	46,097	2.53	-	0	42,725	1.26	119,659	4.02	53,551	.82	49,342	1.36	445 Title IV - Inst. of Inst.	-	0	-	0	-	0	-	0	-	0	-	0	-	0	-	0	446 Title IV - Inst. of Inst.	-	0	-	0	-	0	-	0	5,100	.15	-	0	-	0	-	0	447 Title IV - Inst. of Inst.	-	0	-	0	-	0	-	0	-	0	-	0	-	0	-	0	448 Title IV - Inst. of Inst.	-	0	-	0	-	0	-	0	-	0	-	0	-	0	-	0	449 Vocational Ed. Fac.	150,566	7.67	117,066	4.50	80,940	4.44	55,592	1.25	151,989	4.47	91,047	3.06	299,732	10.10	234,466	6.54	450 Vocational Ed. Fac.	-	0	-	0	7,794	.36	1,104	.03	-	0	-	0	7,914	.22	-	0	451 Vocational Ed. Fac.	2,995	.15	5,931	2.15	24,665	1.35	18,825	4.29	36,415	1.14	57,958	1.95	52,993	1.52	134,447	3.75	452 Special Needs	33,840	1.77	20,996	.81	-	0	-	0	-	0	-	0	62,946	1.82	39,970	1.11	453 AGTA	-	0	-	0	-	0	-	0	-	0	-	0	-	0	-	0	454 Civil Defense	-	0	-	0	-	0	-	0	-	0	-	0	-	0	-	0	455 Adult Basic Education	40,590	2.16	21,100	.81	33,210	1.83	9,600	.22	34,324	1.02	25,337	.85	44,506	1.25	45,487	1.27	456 Other Federal Funds	-	0	-	0	2,985	.16	12,115	2.75	51,181	1.51	49,994	1.45	50,545	1.45	11,490	.32	TOTAL FEDERAL SUPPLY	\$ 310,257	15.81	\$ 388,024	10.24	\$ 255,612	14.58	\$ 166,235	3.75	\$ 729,634	9.75	\$ 377,116	12.47	\$ 932,993	19.63	\$ 958,192	25.57	450-59 SALES AND SERVICE																	450 Food	\$ -	0	\$ -	0	\$ -	0	\$ -	0	\$ -	0	\$ -	0	\$ -	0	\$ -	0	451 Housing	-	0	-	0	-	0	-	0	-	0	-	0	-	0	-	0	452 Vending Machines	-	0	-	0	-	0	-	0	-	0	-	0	-	0	-	0	453 Rental of Col. Fac.	-	0	-	0	-	0	-	0	-	0	-	0	-	0	-	0	454 Other Sales and Service	19,590	1.00	3,049	.12	-	0	1,480	.34	2,400	.07	9,385	.32	-	0	20,332	.57	455 Bookstore - Text	-	0	-	0	-	0	-	0	141,139	4.16	5,463	.19	-	0	-	0	456 Bookstore - Other Items	-	0	-	0	-	0	-	0	-	0	-	0	-	0	-	0	TOTAL SALES AND SERVICE	\$ 19,590	1.00	\$ 3,738	.14	\$ -	0	\$ 1,480	.34	\$ 143,539	4.25	\$ 35,048	.51	\$ -	0	\$ 28,913	.81	OTHER INCOME																	450 Interest	\$ 708	.04	\$ 17,427	.67	\$ -	0	\$ 16,011	3.61	\$ -	0	\$ 24,271	.71	\$ 19,245	.57	\$ -	0	451 Gains & Losses of Sale	-	0	-	0	-	0	-	0	-	0	-	0	-	0	-	0	452 Gifts and Grants	-	0	-	0	-	0	-	0	-	0	2,000	.07	10,725	.31	-	0	453 Fines and Penalties	-	0	-	0	-	0	-	0	578	.02	-	0	-	0	-	0	454 Proceeds from Sale of Bonds	-	0	-	0	-	0	-	0	-	0	-	0	-	0	-	0	455 Miscellaneous Revenue	24,459	1.25	6,950	.27	470	.03	8,133	.18	3,440	.10	12,756	.41	14,536	.42	21,824	.61																																																			
444 Title IV - Administration	21,035	1.10	47,068	1.81	46,097	2.53	-	0	42,725	1.26	119,659	4.02	53,551	.82	49,342	1.36	445 Title IV - Inst. of Inst.	-	0	-	0	-	0	-	0	-	0	-	0	-	0	-	0	446 Title IV - Inst. of Inst.	-	0	-	0	-	0	-	0	5,100	.15	-	0	-	0	-	0	447 Title IV - Inst. of Inst.	-	0	-	0	-	0	-	0	-	0	-	0	-	0	-	0	448 Title IV - Inst. of Inst.	-	0	-	0	-	0	-	0	-	0	-	0	-	0	-	0	449 Vocational Ed. Fac.	150,566	7.67	117,066	4.50	80,940	4.44	55,592	1.25	151,989	4.47	91,047	3.06	299,732	10.10	234,466	6.54	450 Vocational Ed. Fac.	-	0	-	0	7,794	.36	1,104	.03	-	0	-	0	7,914	.22	-	0	451 Vocational Ed. Fac.	2,995	.15	5,931	2.15	24,665	1.35	18,825	4.29	36,415	1.14	57,958	1.95	52,993	1.52	134,447	3.75	452 Special Needs	33,840	1.77	20,996	.81	-	0	-	0	-	0	-	0	62,946	1.82	39,970	1.11	453 AGTA	-	0	-	0	-	0	-	0	-	0	-	0	-	0	-	0	454 Civil Defense	-	0	-	0	-	0	-	0	-	0	-	0	-	0	-	0	455 Adult Basic Education	40,590	2.16	21,100	.81	33,210	1.83	9,600	.22	34,324	1.02	25,337	.85	44,506	1.25	45,487	1.27	456 Other Federal Funds	-	0	-	0	2,985	.16	12,115	2.75	51,181	1.51	49,994	1.45	50,545	1.45	11,490	.32	TOTAL FEDERAL SUPPLY	\$ 310,257	15.81	\$ 388,024	10.24	\$ 255,612	14.58	\$ 166,235	3.75	\$ 729,634	9.75	\$ 377,116	12.47	\$ 932,993	19.63	\$ 958,192	25.57	450-59 SALES AND SERVICE																	450 Food	\$ -	0	\$ -	0	\$ -	0	\$ -	0	\$ -	0	\$ -	0	\$ -	0	\$ -	0	451 Housing	-	0	-	0	-	0	-	0	-	0	-	0	-	0	-	0	452 Vending Machines	-	0	-	0	-	0	-	0	-	0	-	0	-	0	-	0	453 Rental of Col. Fac.	-	0	-	0	-	0	-	0	-	0	-	0	-	0	-	0	454 Other Sales and Service	19,590	1.00	3,049	.12	-	0	1,480	.34	2,400	.07	9,385	.32	-	0	20,332	.57	455 Bookstore - Text	-	0	-	0	-	0	-	0	141,139	4.16	5,463	.19	-	0	-	0	456 Bookstore - Other Items	-	0	-	0	-	0	-	0	-	0	-	0	-	0	-	0	TOTAL SALES AND SERVICE	\$ 19,590	1.00	\$ 3,738	.14	\$ -	0	\$ 1,480	.34	\$ 143,539	4.25	\$ 35,048	.51	\$ -	0	\$ 28,913	.81	OTHER INCOME																	450 Interest	\$ 708	.04	\$ 17,427	.67	\$ -	0	\$ 16,011	3.61	\$ -	0	\$ 24,271	.71	\$ 19,245	.57	\$ -	0	451 Gains & Losses of Sale	-	0	-	0	-	0	-	0	-	0	-	0	-	0	-	0	452 Gifts and Grants	-	0	-	0	-	0	-	0	-	0	2,000	.07	10,725	.31	-	0	453 Fines and Penalties	-	0	-	0	-	0	-	0	578	.02	-	0	-	0	-	0	454 Proceeds from Sale of Bonds	-	0	-	0	-	0	-	0	-	0	-	0	-	0	-	0	455 Miscellaneous Revenue	24,459	1.25	6,950	.27	470	.03	8,133	.18	3,440	.10	12,756	.41	14,536	.42	21,824	.61																																																																				
445 Title IV - Inst. of Inst.	-	0	-	0	-	0	-	0	-	0	-	0	-	0	-	0	446 Title IV - Inst. of Inst.	-	0	-	0	-	0	-	0	5,100	.15	-	0	-	0	-	0	447 Title IV - Inst. of Inst.	-	0	-	0	-	0	-	0	-	0	-	0	-	0	-	0	448 Title IV - Inst. of Inst.	-	0	-	0	-	0	-	0	-	0	-	0	-	0	-	0	449 Vocational Ed. Fac.	150,566	7.67	117,066	4.50	80,940	4.44	55,592	1.25	151,989	4.47	91,047	3.06	299,732	10.10	234,466	6.54	450 Vocational Ed. Fac.	-	0	-	0	7,794	.36	1,104	.03	-	0	-	0	7,914	.22	-	0	451 Vocational Ed. Fac.	2,995	.15	5,931	2.15	24,665	1.35	18,825	4.29	36,415	1.14	57,958	1.95	52,993	1.52	134,447	3.75	452 Special Needs	33,840	1.77	20,996	.81	-	0	-	0	-	0	-	0	62,946	1.82	39,970	1.11	453 AGTA	-	0	-	0	-	0	-	0	-	0	-	0	-	0	-	0	454 Civil Defense	-	0	-	0	-	0	-	0	-	0	-	0	-	0	-	0	455 Adult Basic Education	40,590	2.16	21,100	.81	33,210	1.83	9,600	.22	34,324	1.02	25,337	.85	44,506	1.25	45,487	1.27	456 Other Federal Funds	-	0	-	0	2,985	.16	12,115	2.75	51,181	1.51	49,994	1.45	50,545	1.45	11,490	.32	TOTAL FEDERAL SUPPLY	\$ 310,257	15.81	\$ 388,024	10.24	\$ 255,612	14.58	\$ 166,235	3.75	\$ 729,634	9.75	\$ 377,116	12.47	\$ 932,993	19.63	\$ 958,192	25.57	450-59 SALES AND SERVICE																	450 Food	\$ -	0	\$ -	0	\$ -	0	\$ -	0	\$ -	0	\$ -	0	\$ -	0	\$ -	0	451 Housing	-	0	-	0	-	0	-	0	-	0	-	0	-	0	-	0	452 Vending Machines	-	0	-	0	-	0	-	0	-	0	-	0	-	0	-	0	453 Rental of Col. Fac.	-	0	-	0	-	0	-	0	-	0	-	0	-	0	-	0	454 Other Sales and Service	19,590	1.00	3,049	.12	-	0	1,480	.34	2,400	.07	9,385	.32	-	0	20,332	.57	455 Bookstore - Text	-	0	-	0	-	0	-	0	141,139	4.16	5,463	.19	-	0	-	0	456 Bookstore - Other Items	-	0	-	0	-	0	-	0	-	0	-	0	-	0	-	0	TOTAL SALES AND SERVICE	\$ 19,590	1.00	\$ 3,738	.14	\$ -	0	\$ 1,480	.34	\$ 143,539	4.25	\$ 35,048	.51	\$ -	0	\$ 28,913	.81	OTHER INCOME																	450 Interest	\$ 708	.04	\$ 17,427	.67	\$ -	0	\$ 16,011	3.61	\$ -	0	\$ 24,271	.71	\$ 19,245	.57	\$ -	0	451 Gains & Losses of Sale	-	0	-	0	-	0	-	0	-	0	-	0	-	0	-	0	452 Gifts and Grants	-	0	-	0	-	0	-	0	-	0	2,000	.07	10,725	.31	-	0	453 Fines and Penalties	-	0	-	0	-	0	-	0	578	.02	-	0	-	0	-	0	454 Proceeds from Sale of Bonds	-	0	-	0	-	0	-	0	-	0	-	0	-	0	-	0	455 Miscellaneous Revenue	24,459	1.25	6,950	.27	470	.03	8,133	.18	3,440	.10	12,756	.41	14,536	.42	21,824	.61																																																																																					
446 Title IV - Inst. of Inst.	-	0	-	0	-	0	-	0	5,100	.15	-	0	-	0	-	0	447 Title IV - Inst. of Inst.	-	0	-	0	-	0	-	0	-	0	-	0	-	0	-	0	448 Title IV - Inst. of Inst.	-	0	-	0	-	0	-	0	-	0	-	0	-	0	-	0	449 Vocational Ed. Fac.	150,566	7.67	117,066	4.50	80,940	4.44	55,592	1.25	151,989	4.47	91,047	3.06	299,732	10.10	234,466	6.54	450 Vocational Ed. Fac.	-	0	-	0	7,794	.36	1,104	.03	-	0	-	0	7,914	.22	-	0	451 Vocational Ed. Fac.	2,995	.15	5,931	2.15	24,665	1.35	18,825	4.29	36,415	1.14	57,958	1.95	52,993	1.52	134,447	3.75	452 Special Needs	33,840	1.77	20,996	.81	-	0	-	0	-	0	-	0	62,946	1.82	39,970	1.11	453 AGTA	-	0	-	0	-	0	-	0	-	0	-	0	-	0	-	0	454 Civil Defense	-	0	-	0	-	0	-	0	-	0	-	0	-	0	-	0	455 Adult Basic Education	40,590	2.16	21,100	.81	33,210	1.83	9,600	.22	34,324	1.02	25,337	.85	44,506	1.25	45,487	1.27	456 Other Federal Funds	-	0	-	0	2,985	.16	12,115	2.75	51,181	1.51	49,994	1.45	50,545	1.45	11,490	.32	TOTAL FEDERAL SUPPLY	\$ 310,257	15.81	\$ 388,024	10.24	\$ 255,612	14.58	\$ 166,235	3.75	\$ 729,634	9.75	\$ 377,116	12.47	\$ 932,993	19.63	\$ 958,192	25.57	450-59 SALES AND SERVICE																	450 Food	\$ -	0	\$ -	0	\$ -	0	\$ -	0	\$ -	0	\$ -	0	\$ -	0	\$ -	0	451 Housing	-	0	-	0	-	0	-	0	-	0	-	0	-	0	-	0	452 Vending Machines	-	0	-	0	-	0	-	0	-	0	-	0	-	0	-	0	453 Rental of Col. Fac.	-	0	-	0	-	0	-	0	-	0	-	0	-	0	-	0	454 Other Sales and Service	19,590	1.00	3,049	.12	-	0	1,480	.34	2,400	.07	9,385	.32	-	0	20,332	.57	455 Bookstore - Text	-	0	-	0	-	0	-	0	141,139	4.16	5,463	.19	-	0	-	0	456 Bookstore - Other Items	-	0	-	0	-	0	-	0	-	0	-	0	-	0	-	0	TOTAL SALES AND SERVICE	\$ 19,590	1.00	\$ 3,738	.14	\$ -	0	\$ 1,480	.34	\$ 143,539	4.25	\$ 35,048	.51	\$ -	0	\$ 28,913	.81	OTHER INCOME																	450 Interest	\$ 708	.04	\$ 17,427	.67	\$ -	0	\$ 16,011	3.61	\$ -	0	\$ 24,271	.71	\$ 19,245	.57	\$ -	0	451 Gains & Losses of Sale	-	0	-	0	-	0	-	0	-	0	-	0	-	0	-	0	452 Gifts and Grants	-	0	-	0	-	0	-	0	-	0	2,000	.07	10,725	.31	-	0	453 Fines and Penalties	-	0	-	0	-	0	-	0	578	.02	-	0	-	0	-	0	454 Proceeds from Sale of Bonds	-	0	-	0	-	0	-	0	-	0	-	0	-	0	-	0	455 Miscellaneous Revenue	24,459	1.25	6,950	.27	470	.03	8,133	.18	3,440	.10	12,756	.41	14,536	.42	21,824	.61																																																																																																						
447 Title IV - Inst. of Inst.	-	0	-	0	-	0	-	0	-	0	-	0	-	0	-	0	448 Title IV - Inst. of Inst.	-	0	-	0	-	0	-	0	-	0	-	0	-	0	-	0	449 Vocational Ed. Fac.	150,566	7.67	117,066	4.50	80,940	4.44	55,592	1.25	151,989	4.47	91,047	3.06	299,732	10.10	234,466	6.54	450 Vocational Ed. Fac.	-	0	-	0	7,794	.36	1,104	.03	-	0	-	0	7,914	.22	-	0	451 Vocational Ed. Fac.	2,995	.15	5,931	2.15	24,665	1.35	18,825	4.29	36,415	1.14	57,958	1.95	52,993	1.52	134,447	3.75	452 Special Needs	33,840	1.77	20,996	.81	-	0	-	0	-	0	-	0	62,946	1.82	39,970	1.11	453 AGTA	-	0	-	0	-	0	-	0	-	0	-	0	-	0	-	0	454 Civil Defense	-	0	-	0	-	0	-	0	-	0	-	0	-	0	-	0	455 Adult Basic Education	40,590	2.16	21,100	.81	33,210	1.83	9,600	.22	34,324	1.02	25,337	.85	44,506	1.25	45,487	1.27	456 Other Federal Funds	-	0	-	0	2,985	.16	12,115	2.75	51,181	1.51	49,994	1.45	50,545	1.45	11,490	.32	TOTAL FEDERAL SUPPLY	\$ 310,257	15.81	\$ 388,024	10.24	\$ 255,612	14.58	\$ 166,235	3.75	\$ 729,634	9.75	\$ 377,116	12.47	\$ 932,993	19.63	\$ 958,192	25.57	450-59 SALES AND SERVICE																	450 Food	\$ -	0	\$ -	0	\$ -	0	\$ -	0	\$ -	0	\$ -	0	\$ -	0	\$ -	0	451 Housing	-	0	-	0	-	0	-	0	-	0	-	0	-	0	-	0	452 Vending Machines	-	0	-	0	-	0	-	0	-	0	-	0	-	0	-	0	453 Rental of Col. Fac.	-	0	-	0	-	0	-	0	-	0	-	0	-	0	-	0	454 Other Sales and Service	19,590	1.00	3,049	.12	-	0	1,480	.34	2,400	.07	9,385	.32	-	0	20,332	.57	455 Bookstore - Text	-	0	-	0	-	0	-	0	141,139	4.16	5,463	.19	-	0	-	0	456 Bookstore - Other Items	-	0	-	0	-	0	-	0	-	0	-	0	-	0	-	0	TOTAL SALES AND SERVICE	\$ 19,590	1.00	\$ 3,738	.14	\$ -	0	\$ 1,480	.34	\$ 143,539	4.25	\$ 35,048	.51	\$ -	0	\$ 28,913	.81	OTHER INCOME																	450 Interest	\$ 708	.04	\$ 17,427	.67	\$ -	0	\$ 16,011	3.61	\$ -	0	\$ 24,271	.71	\$ 19,245	.57	\$ -	0	451 Gains & Losses of Sale	-	0	-	0	-	0	-	0	-	0	-	0	-	0	-	0	452 Gifts and Grants	-	0	-	0	-	0	-	0	-	0	2,000	.07	10,725	.31	-	0	453 Fines and Penalties	-	0	-	0	-	0	-	0	578	.02	-	0	-	0	-	0	454 Proceeds from Sale of Bonds	-	0	-	0	-	0	-	0	-	0	-	0	-	0	-	0	455 Miscellaneous Revenue	24,459	1.25	6,950	.27	470	.03	8,133	.18	3,440	.10	12,756	.41	14,536	.42	21,824	.61																																																																																																																							
448 Title IV - Inst. of Inst.	-	0	-	0	-	0	-	0	-	0	-	0	-	0	-	0	449 Vocational Ed. Fac.	150,566	7.67	117,066	4.50	80,940	4.44	55,592	1.25	151,989	4.47	91,047	3.06	299,732	10.10	234,466	6.54	450 Vocational Ed. Fac.	-	0	-	0	7,794	.36	1,104	.03	-	0	-	0	7,914	.22	-	0	451 Vocational Ed. Fac.	2,995	.15	5,931	2.15	24,665	1.35	18,825	4.29	36,415	1.14	57,958	1.95	52,993	1.52	134,447	3.75	452 Special Needs	33,840	1.77	20,996	.81	-	0	-	0	-	0	-	0	62,946	1.82	39,970	1.11	453 AGTA	-	0	-	0	-	0	-	0	-	0	-	0	-	0	-	0	454 Civil Defense	-	0	-	0	-	0	-	0	-	0	-	0	-	0	-	0	455 Adult Basic Education	40,590	2.16	21,100	.81	33,210	1.83	9,600	.22	34,324	1.02	25,337	.85	44,506	1.25	45,487	1.27	456 Other Federal Funds	-	0	-	0	2,985	.16	12,115	2.75	51,181	1.51	49,994	1.45	50,545	1.45	11,490	.32	TOTAL FEDERAL SUPPLY	\$ 310,257	15.81	\$ 388,024	10.24	\$ 255,612	14.58	\$ 166,235	3.75	\$ 729,634	9.75	\$ 377,116	12.47	\$ 932,993	19.63	\$ 958,192	25.57	450-59 SALES AND SERVICE																	450 Food	\$ -	0	\$ -	0	\$ -	0	\$ -	0	\$ -	0	\$ -	0	\$ -	0	\$ -	0	451 Housing	-	0	-	0	-	0	-	0	-	0	-	0	-	0	-	0	452 Vending Machines	-	0	-	0	-	0	-	0	-	0	-	0	-	0	-	0	453 Rental of Col. Fac.	-	0	-	0	-	0	-	0	-	0	-	0	-	0	-	0	454 Other Sales and Service	19,590	1.00	3,049	.12	-	0	1,480	.34	2,400	.07	9,385	.32	-	0	20,332	.57	455 Bookstore - Text	-	0	-	0	-	0	-	0	141,139	4.16	5,463	.19	-	0	-	0	456 Bookstore - Other Items	-	0	-	0	-	0	-	0	-	0	-	0	-	0	-	0	TOTAL SALES AND SERVICE	\$ 19,590	1.00	\$ 3,738	.14	\$ -	0	\$ 1,480	.34	\$ 143,539	4.25	\$ 35,048	.51	\$ -	0	\$ 28,913	.81	OTHER INCOME																	450 Interest	\$ 708	.04	\$ 17,427	.67	\$ -	0	\$ 16,011	3.61	\$ -	0	\$ 24,271	.71	\$ 19,245	.57	\$ -	0	451 Gains & Losses of Sale	-	0	-	0	-	0	-	0	-	0	-	0	-	0	-	0	452 Gifts and Grants	-	0	-	0	-	0	-	0	-	0	2,000	.07	10,725	.31	-	0	453 Fines and Penalties	-	0	-	0	-	0	-	0	578	.02	-	0	-	0	-	0	454 Proceeds from Sale of Bonds	-	0	-	0	-	0	-	0	-	0	-	0	-	0	-	0	455 Miscellaneous Revenue	24,459	1.25	6,950	.27	470	.03	8,133	.18	3,440	.10	12,756	.41	14,536	.42	21,824	.61																																																																																																																																								
449 Vocational Ed. Fac.	150,566	7.67	117,066	4.50	80,940	4.44	55,592	1.25	151,989	4.47	91,047	3.06	299,732	10.10	234,466	6.54	450 Vocational Ed. Fac.	-	0	-	0	7,794	.36	1,104	.03	-	0	-	0	7,914	.22	-	0	451 Vocational Ed. Fac.	2,995	.15	5,931	2.15	24,665	1.35	18,825	4.29	36,415	1.14	57,958	1.95	52,993	1.52	134,447	3.75	452 Special Needs	33,840	1.77	20,996	.81	-	0	-	0	-	0	-	0	62,946	1.82	39,970	1.11	453 AGTA	-	0	-	0	-	0	-	0	-	0	-	0	-	0	-	0	454 Civil Defense	-	0	-	0	-	0	-	0	-	0	-	0	-	0	-	0	455 Adult Basic Education	40,590	2.16	21,100	.81	33,210	1.83	9,600	.22	34,324	1.02	25,337	.85	44,506	1.25	45,487	1.27	456 Other Federal Funds	-	0	-	0	2,985	.16	12,115	2.75	51,181	1.51	49,994	1.45	50,545	1.45	11,490	.32	TOTAL FEDERAL SUPPLY	\$ 310,257	15.81	\$ 388,024	10.24	\$ 255,612	14.58	\$ 166,235	3.75	\$ 729,634	9.75	\$ 377,116	12.47	\$ 932,993	19.63	\$ 958,192	25.57	450-59 SALES AND SERVICE																	450 Food	\$ -	0	\$ -	0	\$ -	0	\$ -	0	\$ -	0	\$ -	0	\$ -	0	\$ -	0	451 Housing	-	0	-	0	-	0	-	0	-	0	-	0	-	0	-	0	452 Vending Machines	-	0	-	0	-	0	-	0	-	0	-	0	-	0	-	0	453 Rental of Col. Fac.	-	0	-	0	-	0	-	0	-	0	-	0	-	0	-	0	454 Other Sales and Service	19,590	1.00	3,049	.12	-	0	1,480	.34	2,400	.07	9,385	.32	-	0	20,332	.57	455 Bookstore - Text	-	0	-	0	-	0	-	0	141,139	4.16	5,463	.19	-	0	-	0	456 Bookstore - Other Items	-	0	-	0	-	0	-	0	-	0	-	0	-	0	-	0	TOTAL SALES AND SERVICE	\$ 19,590	1.00	\$ 3,738	.14	\$ -	0	\$ 1,480	.34	\$ 143,539	4.25	\$ 35,048	.51	\$ -	0	\$ 28,913	.81	OTHER INCOME																	450 Interest	\$ 708	.04	\$ 17,427	.67	\$ -	0	\$ 16,011	3.61	\$ -	0	\$ 24,271	.71	\$ 19,245	.57	\$ -	0	451 Gains & Losses of Sale	-	0	-	0	-	0	-	0	-	0	-	0	-	0	-	0	452 Gifts and Grants	-	0	-	0	-	0	-	0	-	0	2,000	.07	10,725	.31	-	0	453 Fines and Penalties	-	0	-	0	-	0	-	0	578	.02	-	0	-	0	-	0	454 Proceeds from Sale of Bonds	-	0	-	0	-	0	-	0	-	0	-	0	-	0	-	0	455 Miscellaneous Revenue	24,459	1.25	6,950	.27	470	.03	8,133	.18	3,440	.10	12,756	.41	14,536	.42	21,824	.61																																																																																																																																																									
450 Vocational Ed. Fac.	-	0	-	0	7,794	.36	1,104	.03	-	0	-	0	7,914	.22	-	0	451 Vocational Ed. Fac.	2,995	.15	5,931	2.15	24,665	1.35	18,825	4.29	36,415	1.14	57,958	1.95	52,993	1.52	134,447	3.75	452 Special Needs	33,840	1.77	20,996	.81	-	0	-	0	-	0	-	0	62,946	1.82	39,970	1.11	453 AGTA	-	0	-	0	-	0	-	0	-	0	-	0	-	0	-	0	454 Civil Defense	-	0	-	0	-	0	-	0	-	0	-	0	-	0	-	0	455 Adult Basic Education	40,590	2.16	21,100	.81	33,210	1.83	9,600	.22	34,324	1.02	25,337	.85	44,506	1.25	45,487	1.27	456 Other Federal Funds	-	0	-	0	2,985	.16	12,115	2.75	51,181	1.51	49,994	1.45	50,545	1.45	11,490	.32	TOTAL FEDERAL SUPPLY	\$ 310,257	15.81	\$ 388,024	10.24	\$ 255,612	14.58	\$ 166,235	3.75	\$ 729,634	9.75	\$ 377,116	12.47	\$ 932,993	19.63	\$ 958,192	25.57	450-59 SALES AND SERVICE																	450 Food	\$ -	0	\$ -	0	\$ -	0	\$ -	0	\$ -	0	\$ -	0	\$ -	0	\$ -	0	451 Housing	-	0	-	0	-	0	-	0	-	0	-	0	-	0	-	0	452 Vending Machines	-	0	-	0	-	0	-	0	-	0	-	0	-	0	-	0	453 Rental of Col. Fac.	-	0	-	0	-	0	-	0	-	0	-	0	-	0	-	0	454 Other Sales and Service	19,590	1.00	3,049	.12	-	0	1,480	.34	2,400	.07	9,385	.32	-	0	20,332	.57	455 Bookstore - Text	-	0	-	0	-	0	-	0	141,139	4.16	5,463	.19	-	0	-	0	456 Bookstore - Other Items	-	0	-	0	-	0	-	0	-	0	-	0	-	0	-	0	TOTAL SALES AND SERVICE	\$ 19,590	1.00	\$ 3,738	.14	\$ -	0	\$ 1,480	.34	\$ 143,539	4.25	\$ 35,048	.51	\$ -	0	\$ 28,913	.81	OTHER INCOME																	450 Interest	\$ 708	.04	\$ 17,427	.67	\$ -	0	\$ 16,011	3.61	\$ -	0	\$ 24,271	.71	\$ 19,245	.57	\$ -	0	451 Gains & Losses of Sale	-	0	-	0	-	0	-	0	-	0	-	0	-	0	-	0	452 Gifts and Grants	-	0	-	0	-	0	-	0	-	0	2,000	.07	10,725	.31	-	0	453 Fines and Penalties	-	0	-	0	-	0	-	0	578	.02	-	0	-	0	-	0	454 Proceeds from Sale of Bonds	-	0	-	0	-	0	-	0	-	0	-	0	-	0	-	0	455 Miscellaneous Revenue	24,459	1.25	6,950	.27	470	.03	8,133	.18	3,440	.10	12,756	.41	14,536	.42	21,824	.61																																																																																																																																																																										
451 Vocational Ed. Fac.	2,995	.15	5,931	2.15	24,665	1.35	18,825	4.29	36,415	1.14	57,958	1.95	52,993	1.52	134,447	3.75	452 Special Needs	33,840	1.77	20,996	.81	-	0	-	0	-	0	-	0	62,946	1.82	39,970	1.11	453 AGTA	-	0	-	0	-	0	-	0	-	0	-	0	-	0	-	0	454 Civil Defense	-	0	-	0	-	0	-	0	-	0	-	0	-	0	-	0	455 Adult Basic Education	40,590	2.16	21,100	.81	33,210	1.83	9,600	.22	34,324	1.02	25,337	.85	44,506	1.25	45,487	1.27	456 Other Federal Funds	-	0	-	0	2,985	.16	12,115	2.75	51,181	1.51	49,994	1.45	50,545	1.45	11,490	.32	TOTAL FEDERAL SUPPLY	\$ 310,257	15.81	\$ 388,024	10.24	\$ 255,612	14.58	\$ 166,235	3.75	\$ 729,634	9.75	\$ 377,116	12.47	\$ 932,993	19.63	\$ 958,192	25.57	450-59 SALES AND SERVICE																	450 Food	\$ -	0	\$ -	0	\$ -	0	\$ -	0	\$ -	0	\$ -	0	\$ -	0	\$ -	0	451 Housing	-	0	-	0	-	0	-	0	-	0	-	0	-	0	-	0	452 Vending Machines	-	0	-	0	-	0	-	0	-	0	-	0	-	0	-	0	453 Rental of Col. Fac.	-	0	-	0	-	0	-	0	-	0	-	0	-	0	-	0	454 Other Sales and Service	19,590	1.00	3,049	.12	-	0	1,480	.34	2,400	.07	9,385	.32	-	0	20,332	.57	455 Bookstore - Text	-	0	-	0	-	0	-	0	141,139	4.16	5,463	.19	-	0	-	0	456 Bookstore - Other Items	-	0	-	0	-	0	-	0	-	0	-	0	-	0	-	0	TOTAL SALES AND SERVICE	\$ 19,590	1.00	\$ 3,738	.14	\$ -	0	\$ 1,480	.34	\$ 143,539	4.25	\$ 35,048	.51	\$ -	0	\$ 28,913	.81	OTHER INCOME																	450 Interest	\$ 708	.04	\$ 17,427	.67	\$ -	0	\$ 16,011	3.61	\$ -	0	\$ 24,271	.71	\$ 19,245	.57	\$ -	0	451 Gains & Losses of Sale	-	0	-	0	-	0	-	0	-	0	-	0	-	0	-	0	452 Gifts and Grants	-	0	-	0	-	0	-	0	-	0	2,000	.07	10,725	.31	-	0	453 Fines and Penalties	-	0	-	0	-	0	-	0	578	.02	-	0	-	0	-	0	454 Proceeds from Sale of Bonds	-	0	-	0	-	0	-	0	-	0	-	0	-	0	-	0	455 Miscellaneous Revenue	24,459	1.25	6,950	.27	470	.03	8,133	.18	3,440	.10	12,756	.41	14,536	.42	21,824	.61																																																																																																																																																																																											
452 Special Needs	33,840	1.77	20,996	.81	-	0	-	0	-	0	-	0	62,946	1.82	39,970	1.11	453 AGTA	-	0	-	0	-	0	-	0	-	0	-	0	-	0	-	0	454 Civil Defense	-	0	-	0	-	0	-	0	-	0	-	0	-	0	-	0	455 Adult Basic Education	40,590	2.16	21,100	.81	33,210	1.83	9,600	.22	34,324	1.02	25,337	.85	44,506	1.25	45,487	1.27	456 Other Federal Funds	-	0	-	0	2,985	.16	12,115	2.75	51,181	1.51	49,994	1.45	50,545	1.45	11,490	.32	TOTAL FEDERAL SUPPLY	\$ 310,257	15.81	\$ 388,024	10.24	\$ 255,612	14.58	\$ 166,235	3.75	\$ 729,634	9.75	\$ 377,116	12.47	\$ 932,993	19.63	\$ 958,192	25.57	450-59 SALES AND SERVICE																	450 Food	\$ -	0	\$ -	0	\$ -	0	\$ -	0	\$ -	0	\$ -	0	\$ -	0	\$ -	0	451 Housing	-	0	-	0	-	0	-	0	-	0	-	0	-	0	-	0	452 Vending Machines	-	0	-	0	-	0	-	0	-	0	-	0	-	0	-	0	453 Rental of Col. Fac.	-	0	-	0	-	0	-	0	-	0	-	0	-	0	-	0	454 Other Sales and Service	19,590	1.00	3,049	.12	-	0	1,480	.34	2,400	.07	9,385	.32	-	0	20,332	.57	455 Bookstore - Text	-	0	-	0	-	0	-	0	141,139	4.16	5,463	.19	-	0	-	0	456 Bookstore - Other Items	-	0	-	0	-	0	-	0	-	0	-	0	-	0	-	0	TOTAL SALES AND SERVICE	\$ 19,590	1.00	\$ 3,738	.14	\$ -	0	\$ 1,480	.34	\$ 143,539	4.25	\$ 35,048	.51	\$ -	0	\$ 28,913	.81	OTHER INCOME																	450 Interest	\$ 708	.04	\$ 17,427	.67	\$ -	0	\$ 16,011	3.61	\$ -	0	\$ 24,271	.71	\$ 19,245	.57	\$ -	0	451 Gains & Losses of Sale	-	0	-	0	-	0	-	0	-	0	-	0	-	0	-	0	452 Gifts and Grants	-	0	-	0	-	0	-	0	-	0	2,000	.07	10,725	.31	-	0	453 Fines and Penalties	-	0	-	0	-	0	-	0	578	.02	-	0	-	0	-	0	454 Proceeds from Sale of Bonds	-	0	-	0	-	0	-	0	-	0	-	0	-	0	-	0	455 Miscellaneous Revenue	24,459	1.25	6,950	.27	470	.03	8,133	.18	3,440	.10	12,756	.41	14,536	.42	21,824	.61																																																																																																																																																																																																												
453 AGTA	-	0	-	0	-	0	-	0	-	0	-	0	-	0	-	0	454 Civil Defense	-	0	-	0	-	0	-	0	-	0	-	0	-	0	-	0	455 Adult Basic Education	40,590	2.16	21,100	.81	33,210	1.83	9,600	.22	34,324	1.02	25,337	.85	44,506	1.25	45,487	1.27	456 Other Federal Funds	-	0	-	0	2,985	.16	12,115	2.75	51,181	1.51	49,994	1.45	50,545	1.45	11,490	.32	TOTAL FEDERAL SUPPLY	\$ 310,257	15.81	\$ 388,024	10.24	\$ 255,612	14.58	\$ 166,235	3.75	\$ 729,634	9.75	\$ 377,116	12.47	\$ 932,993	19.63	\$ 958,192	25.57	450-59 SALES AND SERVICE																	450 Food	\$ -	0	\$ -	0	\$ -	0	\$ -	0	\$ -	0	\$ -	0	\$ -	0	\$ -	0	451 Housing	-	0	-	0	-	0	-	0	-	0	-	0	-	0	-	0	452 Vending Machines	-	0	-	0	-	0	-	0	-	0	-	0	-	0	-	0	453 Rental of Col. Fac.	-	0	-	0	-	0	-	0	-	0	-	0	-	0	-	0	454 Other Sales and Service	19,590	1.00	3,049	.12	-	0	1,480	.34	2,400	.07	9,385	.32	-	0	20,332	.57	455 Bookstore - Text	-	0	-	0	-	0	-	0	141,139	4.16	5,463	.19	-	0	-	0	456 Bookstore - Other Items	-	0	-	0	-	0	-	0	-	0	-	0	-	0	-	0	TOTAL SALES AND SERVICE	\$ 19,590	1.00	\$ 3,738	.14	\$ -	0	\$ 1,480	.34	\$ 143,539	4.25	\$ 35,048	.51	\$ -	0	\$ 28,913	.81	OTHER INCOME																	450 Interest	\$ 708	.04	\$ 17,427	.67	\$ -	0	\$ 16,011	3.61	\$ -	0	\$ 24,271	.71	\$ 19,245	.57	\$ -	0	451 Gains & Losses of Sale	-	0	-	0	-	0	-	0	-	0	-	0	-	0	-	0	452 Gifts and Grants	-	0	-	0	-	0	-	0	-	0	2,000	.07	10,725	.31	-	0	453 Fines and Penalties	-	0	-	0	-	0	-	0	578	.02	-	0	-	0	-	0	454 Proceeds from Sale of Bonds	-	0	-	0	-	0	-	0	-	0	-	0	-	0	-	0	455 Miscellaneous Revenue	24,459	1.25	6,950	.27	470	.03	8,133	.18	3,440	.10	12,756	.41	14,536	.42	21,824	.61																																																																																																																																																																																																																													
454 Civil Defense	-	0	-	0	-	0	-	0	-	0	-	0	-	0	-	0	455 Adult Basic Education	40,590	2.16	21,100	.81	33,210	1.83	9,600	.22	34,324	1.02	25,337	.85	44,506	1.25	45,487	1.27	456 Other Federal Funds	-	0	-	0	2,985	.16	12,115	2.75	51,181	1.51	49,994	1.45	50,545	1.45	11,490	.32	TOTAL FEDERAL SUPPLY	\$ 310,257	15.81	\$ 388,024	10.24	\$ 255,612	14.58	\$ 166,235	3.75	\$ 729,634	9.75	\$ 377,116	12.47	\$ 932,993	19.63	\$ 958,192	25.57	450-59 SALES AND SERVICE																	450 Food	\$ -	0	\$ -	0	\$ -	0	\$ -	0	\$ -	0	\$ -	0	\$ -	0	\$ -	0	451 Housing	-	0	-	0	-	0	-	0	-	0	-	0	-	0	-	0	452 Vending Machines	-	0	-	0	-	0	-	0	-	0	-	0	-	0	-	0	453 Rental of Col. Fac.	-	0	-	0	-	0	-	0	-	0	-	0	-	0	-	0	454 Other Sales and Service	19,590	1.00	3,049	.12	-	0	1,480	.34	2,400	.07	9,385	.32	-	0	20,332	.57	455 Bookstore - Text	-	0	-	0	-	0	-	0	141,139	4.16	5,463	.19	-	0	-	0	456 Bookstore - Other Items	-	0	-	0	-	0	-	0	-	0	-	0	-	0	-	0	TOTAL SALES AND SERVICE	\$ 19,590	1.00	\$ 3,738	.14	\$ -	0	\$ 1,480	.34	\$ 143,539	4.25	\$ 35,048	.51	\$ -	0	\$ 28,913	.81	OTHER INCOME																	450 Interest	\$ 708	.04	\$ 17,427	.67	\$ -	0	\$ 16,011	3.61	\$ -	0	\$ 24,271	.71	\$ 19,245	.57	\$ -	0	451 Gains & Losses of Sale	-	0	-	0	-	0	-	0	-	0	-	0	-	0	-	0	452 Gifts and Grants	-	0	-	0	-	0	-	0	-	0	2,000	.07	10,725	.31	-	0	453 Fines and Penalties	-	0	-	0	-	0	-	0	578	.02	-	0	-	0	-	0	454 Proceeds from Sale of Bonds	-	0	-	0	-	0	-	0	-	0	-	0	-	0	-	0	455 Miscellaneous Revenue	24,459	1.25	6,950	.27	470	.03	8,133	.18	3,440	.10	12,756	.41	14,536	.42	21,824	.61																																																																																																																																																																																																																																														
455 Adult Basic Education	40,590	2.16	21,100	.81	33,210	1.83	9,600	.22	34,324	1.02	25,337	.85	44,506	1.25	45,487	1.27	456 Other Federal Funds	-	0	-	0	2,985	.16	12,115	2.75	51,181	1.51	49,994	1.45	50,545	1.45	11,490	.32	TOTAL FEDERAL SUPPLY	\$ 310,257	15.81	\$ 388,024	10.24	\$ 255,612	14.58	\$ 166,235	3.75	\$ 729,634	9.75	\$ 377,116	12.47	\$ 932,993	19.63	\$ 958,192	25.57	450-59 SALES AND SERVICE																	450 Food	\$ -	0	\$ -	0	\$ -	0	\$ -	0	\$ -	0	\$ -	0	\$ -	0	\$ -	0	451 Housing	-	0	-	0	-	0	-	0	-	0	-	0	-	0	-	0	452 Vending Machines	-	0	-	0	-	0	-	0	-	0	-	0	-	0	-	0	453 Rental of Col. Fac.	-	0	-	0	-	0	-	0	-	0	-	0	-	0	-	0	454 Other Sales and Service	19,590	1.00	3,049	.12	-	0	1,480	.34	2,400	.07	9,385	.32	-	0	20,332	.57	455 Bookstore - Text	-	0	-	0	-	0	-	0	141,139	4.16	5,463	.19	-	0	-	0	456 Bookstore - Other Items	-	0	-	0	-	0	-	0	-	0	-	0	-	0	-	0	TOTAL SALES AND SERVICE	\$ 19,590	1.00	\$ 3,738	.14	\$ -	0	\$ 1,480	.34	\$ 143,539	4.25	\$ 35,048	.51	\$ -	0	\$ 28,913	.81	OTHER INCOME																	450 Interest	\$ 708	.04	\$ 17,427	.67	\$ -	0	\$ 16,011	3.61	\$ -	0	\$ 24,271	.71	\$ 19,245	.57	\$ -	0	451 Gains & Losses of Sale	-	0	-	0	-	0	-	0	-	0	-	0	-	0	-	0	452 Gifts and Grants	-	0	-	0	-	0	-	0	-	0	2,000	.07	10,725	.31	-	0	453 Fines and Penalties	-	0	-	0	-	0	-	0	578	.02	-	0	-	0	-	0	454 Proceeds from Sale of Bonds	-	0	-	0	-	0	-	0	-	0	-	0	-	0	-	0	455 Miscellaneous Revenue	24,459	1.25	6,950	.27	470	.03	8,133	.18	3,440	.10	12,756	.41	14,536	.42	21,824	.61																																																																																																																																																																																																																																																															
456 Other Federal Funds	-	0	-	0	2,985	.16	12,115	2.75	51,181	1.51	49,994	1.45	50,545	1.45	11,490	.32	TOTAL FEDERAL SUPPLY	\$ 310,257	15.81	\$ 388,024	10.24	\$ 255,612	14.58	\$ 166,235	3.75	\$ 729,634	9.75	\$ 377,116	12.47	\$ 932,993	19.63	\$ 958,192	25.57	450-59 SALES AND SERVICE																	450 Food	\$ -	0	\$ -	0	\$ -	0	\$ -	0	\$ -	0	\$ -	0	\$ -	0	\$ -	0	451 Housing	-	0	-	0	-	0	-	0	-	0	-	0	-	0	-	0	452 Vending Machines	-	0	-	0	-	0	-	0	-	0	-	0	-	0	-	0	453 Rental of Col. Fac.	-	0	-	0	-	0	-	0	-	0	-	0	-	0	-	0	454 Other Sales and Service	19,590	1.00	3,049	.12	-	0	1,480	.34	2,400	.07	9,385	.32	-	0	20,332	.57	455 Bookstore - Text	-	0	-	0	-	0	-	0	141,139	4.16	5,463	.19	-	0	-	0	456 Bookstore - Other Items	-	0	-	0	-	0	-	0	-	0	-	0	-	0	-	0	TOTAL SALES AND SERVICE	\$ 19,590	1.00	\$ 3,738	.14	\$ -	0	\$ 1,480	.34	\$ 143,539	4.25	\$ 35,048	.51	\$ -	0	\$ 28,913	.81	OTHER INCOME																	450 Interest	\$ 708	.04	\$ 17,427	.67	\$ -	0	\$ 16,011	3.61	\$ -	0	\$ 24,271	.71	\$ 19,245	.57	\$ -	0	451 Gains & Losses of Sale	-	0	-	0	-	0	-	0	-	0	-	0	-	0	-	0	452 Gifts and Grants	-	0	-	0	-	0	-	0	-	0	2,000	.07	10,725	.31	-	0	453 Fines and Penalties	-	0	-	0	-	0	-	0	578	.02	-	0	-	0	-	0	454 Proceeds from Sale of Bonds	-	0	-	0	-	0	-	0	-	0	-	0	-	0	-	0	455 Miscellaneous Revenue	24,459	1.25	6,950	.27	470	.03	8,133	.18	3,440	.10	12,756	.41	14,536	.42	21,824	.61																																																																																																																																																																																																																																																																																
TOTAL FEDERAL SUPPLY	\$ 310,257	15.81	\$ 388,024	10.24	\$ 255,612	14.58	\$ 166,235	3.75	\$ 729,634	9.75	\$ 377,116	12.47	\$ 932,993	19.63	\$ 958,192	25.57	450-59 SALES AND SERVICE																	450 Food	\$ -	0	\$ -	0	\$ -	0	\$ -	0	\$ -	0	\$ -	0	\$ -	0	\$ -	0	451 Housing	-	0	-	0	-	0	-	0	-	0	-	0	-	0	-	0	452 Vending Machines	-	0	-	0	-	0	-	0	-	0	-	0	-	0	-	0	453 Rental of Col. Fac.	-	0	-	0	-	0	-	0	-	0	-	0	-	0	-	0	454 Other Sales and Service	19,590	1.00	3,049	.12	-	0	1,480	.34	2,400	.07	9,385	.32	-	0	20,332	.57	455 Bookstore - Text	-	0	-	0	-	0	-	0	141,139	4.16	5,463	.19	-	0	-	0	456 Bookstore - Other Items	-	0	-	0	-	0	-	0	-	0	-	0	-	0	-	0	TOTAL SALES AND SERVICE	\$ 19,590	1.00	\$ 3,738	.14	\$ -	0	\$ 1,480	.34	\$ 143,539	4.25	\$ 35,048	.51	\$ -	0	\$ 28,913	.81	OTHER INCOME																	450 Interest	\$ 708	.04	\$ 17,427	.67	\$ -	0	\$ 16,011	3.61	\$ -	0	\$ 24,271	.71	\$ 19,245	.57	\$ -	0	451 Gains & Losses of Sale	-	0	-	0	-	0	-	0	-	0	-	0	-	0	-	0	452 Gifts and Grants	-	0	-	0	-	0	-	0	-	0	2,000	.07	10,725	.31	-	0	453 Fines and Penalties	-	0	-	0	-	0	-	0	578	.02	-	0	-	0	-	0	454 Proceeds from Sale of Bonds	-	0	-	0	-	0	-	0	-	0	-	0	-	0	-	0	455 Miscellaneous Revenue	24,459	1.25	6,950	.27	470	.03	8,133	.18	3,440	.10	12,756	.41	14,536	.42	21,824	.61																																																																																																																																																																																																																																																																																																	
450-59 SALES AND SERVICE																	450 Food	\$ -	0	\$ -	0	\$ -	0	\$ -	0	\$ -	0	\$ -	0	\$ -	0	\$ -	0	451 Housing	-	0	-	0	-	0	-	0	-	0	-	0	-	0	-	0	452 Vending Machines	-	0	-	0	-	0	-	0	-	0	-	0	-	0	-	0	453 Rental of Col. Fac.	-	0	-	0	-	0	-	0	-	0	-	0	-	0	-	0	454 Other Sales and Service	19,590	1.00	3,049	.12	-	0	1,480	.34	2,400	.07	9,385	.32	-	0	20,332	.57	455 Bookstore - Text	-	0	-	0	-	0	-	0	141,139	4.16	5,463	.19	-	0	-	0	456 Bookstore - Other Items	-	0	-	0	-	0	-	0	-	0	-	0	-	0	-	0	TOTAL SALES AND SERVICE	\$ 19,590	1.00	\$ 3,738	.14	\$ -	0	\$ 1,480	.34	\$ 143,539	4.25	\$ 35,048	.51	\$ -	0	\$ 28,913	.81	OTHER INCOME																	450 Interest	\$ 708	.04	\$ 17,427	.67	\$ -	0	\$ 16,011	3.61	\$ -	0	\$ 24,271	.71	\$ 19,245	.57	\$ -	0	451 Gains & Losses of Sale	-	0	-	0	-	0	-	0	-	0	-	0	-	0	-	0	452 Gifts and Grants	-	0	-	0	-	0	-	0	-	0	2,000	.07	10,725	.31	-	0	453 Fines and Penalties	-	0	-	0	-	0	-	0	578	.02	-	0	-	0	-	0	454 Proceeds from Sale of Bonds	-	0	-	0	-	0	-	0	-	0	-	0	-	0	-	0	455 Miscellaneous Revenue	24,459	1.25	6,950	.27	470	.03	8,133	.18	3,440	.10	12,756	.41	14,536	.42	21,824	.61																																																																																																																																																																																																																																																																																																																		
450 Food	\$ -	0	\$ -	0	\$ -	0	\$ -	0	\$ -	0	\$ -	0	\$ -	0	\$ -	0	451 Housing	-	0	-	0	-	0	-	0	-	0	-	0	-	0	-	0	452 Vending Machines	-	0	-	0	-	0	-	0	-	0	-	0	-	0	-	0	453 Rental of Col. Fac.	-	0	-	0	-	0	-	0	-	0	-	0	-	0	-	0	454 Other Sales and Service	19,590	1.00	3,049	.12	-	0	1,480	.34	2,400	.07	9,385	.32	-	0	20,332	.57	455 Bookstore - Text	-	0	-	0	-	0	-	0	141,139	4.16	5,463	.19	-	0	-	0	456 Bookstore - Other Items	-	0	-	0	-	0	-	0	-	0	-	0	-	0	-	0	TOTAL SALES AND SERVICE	\$ 19,590	1.00	\$ 3,738	.14	\$ -	0	\$ 1,480	.34	\$ 143,539	4.25	\$ 35,048	.51	\$ -	0	\$ 28,913	.81	OTHER INCOME																	450 Interest	\$ 708	.04	\$ 17,427	.67	\$ -	0	\$ 16,011	3.61	\$ -	0	\$ 24,271	.71	\$ 19,245	.57	\$ -	0	451 Gains & Losses of Sale	-	0	-	0	-	0	-	0	-	0	-	0	-	0	-	0	452 Gifts and Grants	-	0	-	0	-	0	-	0	-	0	2,000	.07	10,725	.31	-	0	453 Fines and Penalties	-	0	-	0	-	0	-	0	578	.02	-	0	-	0	-	0	454 Proceeds from Sale of Bonds	-	0	-	0	-	0	-	0	-	0	-	0	-	0	-	0	455 Miscellaneous Revenue	24,459	1.25	6,950	.27	470	.03	8,133	.18	3,440	.10	12,756	.41	14,536	.42	21,824	.61																																																																																																																																																																																																																																																																																																																																			
451 Housing	-	0	-	0	-	0	-	0	-	0	-	0	-	0	-	0	452 Vending Machines	-	0	-	0	-	0	-	0	-	0	-	0	-	0	-	0	453 Rental of Col. Fac.	-	0	-	0	-	0	-	0	-	0	-	0	-	0	-	0	454 Other Sales and Service	19,590	1.00	3,049	.12	-	0	1,480	.34	2,400	.07	9,385	.32	-	0	20,332	.57	455 Bookstore - Text	-	0	-	0	-	0	-	0	141,139	4.16	5,463	.19	-	0	-	0	456 Bookstore - Other Items	-	0	-	0	-	0	-	0	-	0	-	0	-	0	-	0	TOTAL SALES AND SERVICE	\$ 19,590	1.00	\$ 3,738	.14	\$ -	0	\$ 1,480	.34	\$ 143,539	4.25	\$ 35,048	.51	\$ -	0	\$ 28,913	.81	OTHER INCOME																	450 Interest	\$ 708	.04	\$ 17,427	.67	\$ -	0	\$ 16,011	3.61	\$ -	0	\$ 24,271	.71	\$ 19,245	.57	\$ -	0	451 Gains & Losses of Sale	-	0	-	0	-	0	-	0	-	0	-	0	-	0	-	0	452 Gifts and Grants	-	0	-	0	-	0	-	0	-	0	2,000	.07	10,725	.31	-	0	453 Fines and Penalties	-	0	-	0	-	0	-	0	578	.02	-	0	-	0	-	0	454 Proceeds from Sale of Bonds	-	0	-	0	-	0	-	0	-	0	-	0	-	0	-	0	455 Miscellaneous Revenue	24,459	1.25	6,950	.27	470	.03	8,133	.18	3,440	.10	12,756	.41	14,536	.42	21,824	.61																																																																																																																																																																																																																																																																																																																																																				
452 Vending Machines	-	0	-	0	-	0	-	0	-	0	-	0	-	0	-	0	453 Rental of Col. Fac.	-	0	-	0	-	0	-	0	-	0	-	0	-	0	-	0	454 Other Sales and Service	19,590	1.00	3,049	.12	-	0	1,480	.34	2,400	.07	9,385	.32	-	0	20,332	.57	455 Bookstore - Text	-	0	-	0	-	0	-	0	141,139	4.16	5,463	.19	-	0	-	0	456 Bookstore - Other Items	-	0	-	0	-	0	-	0	-	0	-	0	-	0	-	0	TOTAL SALES AND SERVICE	\$ 19,590	1.00	\$ 3,738	.14	\$ -	0	\$ 1,480	.34	\$ 143,539	4.25	\$ 35,048	.51	\$ -	0	\$ 28,913	.81	OTHER INCOME																	450 Interest	\$ 708	.04	\$ 17,427	.67	\$ -	0	\$ 16,011	3.61	\$ -	0	\$ 24,271	.71	\$ 19,245	.57	\$ -	0	451 Gains & Losses of Sale	-	0	-	0	-	0	-	0	-	0	-	0	-	0	-	0	452 Gifts and Grants	-	0	-	0	-	0	-	0	-	0	2,000	.07	10,725	.31	-	0	453 Fines and Penalties	-	0	-	0	-	0	-	0	578	.02	-	0	-	0	-	0	454 Proceeds from Sale of Bonds	-	0	-	0	-	0	-	0	-	0	-	0	-	0	-	0	455 Miscellaneous Revenue	24,459	1.25	6,950	.27	470	.03	8,133	.18	3,440	.10	12,756	.41	14,536	.42	21,824	.61																																																																																																																																																																																																																																																																																																																																																																					
453 Rental of Col. Fac.	-	0	-	0	-	0	-	0	-	0	-	0	-	0	-	0	454 Other Sales and Service	19,590	1.00	3,049	.12	-	0	1,480	.34	2,400	.07	9,385	.32	-	0	20,332	.57	455 Bookstore - Text	-	0	-	0	-	0	-	0	141,139	4.16	5,463	.19	-	0	-	0	456 Bookstore - Other Items	-	0	-	0	-	0	-	0	-	0	-	0	-	0	-	0	TOTAL SALES AND SERVICE	\$ 19,590	1.00	\$ 3,738	.14	\$ -	0	\$ 1,480	.34	\$ 143,539	4.25	\$ 35,048	.51	\$ -	0	\$ 28,913	.81	OTHER INCOME																	450 Interest	\$ 708	.04	\$ 17,427	.67	\$ -	0	\$ 16,011	3.61	\$ -	0	\$ 24,271	.71	\$ 19,245	.57	\$ -	0	451 Gains & Losses of Sale	-	0	-	0	-	0	-	0	-	0	-	0	-	0	-	0	452 Gifts and Grants	-	0	-	0	-	0	-	0	-	0	2,000	.07	10,725	.31	-	0	453 Fines and Penalties	-	0	-	0	-	0	-	0	578	.02	-	0	-	0	-	0	454 Proceeds from Sale of Bonds	-	0	-	0	-	0	-	0	-	0	-	0	-	0	-	0	455 Miscellaneous Revenue	24,459	1.25	6,950	.27	470	.03	8,133	.18	3,440	.10	12,756	.41	14,536	.42	21,824	.61																																																																																																																																																																																																																																																																																																																																																																																						
454 Other Sales and Service	19,590	1.00	3,049	.12	-	0	1,480	.34	2,400	.07	9,385	.32	-	0	20,332	.57	455 Bookstore - Text	-	0	-	0	-	0	-	0	141,139	4.16	5,463	.19	-	0	-	0	456 Bookstore - Other Items	-	0	-	0	-	0	-	0	-	0	-	0	-	0	-	0	TOTAL SALES AND SERVICE	\$ 19,590	1.00	\$ 3,738	.14	\$ -	0	\$ 1,480	.34	\$ 143,539	4.25	\$ 35,048	.51	\$ -	0	\$ 28,913	.81	OTHER INCOME																	450 Interest	\$ 708	.04	\$ 17,427	.67	\$ -	0	\$ 16,011	3.61	\$ -	0	\$ 24,271	.71	\$ 19,245	.57	\$ -	0	451 Gains & Losses of Sale	-	0	-	0	-	0	-	0	-	0	-	0	-	0	-	0	452 Gifts and Grants	-	0	-	0	-	0	-	0	-	0	2,000	.07	10,725	.31	-	0	453 Fines and Penalties	-	0	-	0	-	0	-	0	578	.02	-	0	-	0	-	0	454 Proceeds from Sale of Bonds	-	0	-	0	-	0	-	0	-	0	-	0	-	0	-	0	455 Miscellaneous Revenue	24,459	1.25	6,950	.27	470	.03	8,133	.18	3,440	.10	12,756	.41	14,536	.42	21,824	.61																																																																																																																																																																																																																																																																																																																																																																																																							
455 Bookstore - Text	-	0	-	0	-	0	-	0	141,139	4.16	5,463	.19	-	0	-	0	456 Bookstore - Other Items	-	0	-	0	-	0	-	0	-	0	-	0	-	0	-	0	TOTAL SALES AND SERVICE	\$ 19,590	1.00	\$ 3,738	.14	\$ -	0	\$ 1,480	.34	\$ 143,539	4.25	\$ 35,048	.51	\$ -	0	\$ 28,913	.81	OTHER INCOME																	450 Interest	\$ 708	.04	\$ 17,427	.67	\$ -	0	\$ 16,011	3.61	\$ -	0	\$ 24,271	.71	\$ 19,245	.57	\$ -	0	451 Gains & Losses of Sale	-	0	-	0	-	0	-	0	-	0	-	0	-	0	-	0	452 Gifts and Grants	-	0	-	0	-	0	-	0	-	0	2,000	.07	10,725	.31	-	0	453 Fines and Penalties	-	0	-	0	-	0	-	0	578	.02	-	0	-	0	-	0	454 Proceeds from Sale of Bonds	-	0	-	0	-	0	-	0	-	0	-	0	-	0	-	0	455 Miscellaneous Revenue	24,459	1.25	6,950	.27	470	.03	8,133	.18	3,440	.10	12,756	.41	14,536	.42	21,824	.61																																																																																																																																																																																																																																																																																																																																																																																																																								
456 Bookstore - Other Items	-	0	-	0	-	0	-	0	-	0	-	0	-	0	-	0	TOTAL SALES AND SERVICE	\$ 19,590	1.00	\$ 3,738	.14	\$ -	0	\$ 1,480	.34	\$ 143,539	4.25	\$ 35,048	.51	\$ -	0	\$ 28,913	.81	OTHER INCOME																	450 Interest	\$ 708	.04	\$ 17,427	.67	\$ -	0	\$ 16,011	3.61	\$ -	0	\$ 24,271	.71	\$ 19,245	.57	\$ -	0	451 Gains & Losses of Sale	-	0	-	0	-	0	-	0	-	0	-	0	-	0	-	0	452 Gifts and Grants	-	0	-	0	-	0	-	0	-	0	2,000	.07	10,725	.31	-	0	453 Fines and Penalties	-	0	-	0	-	0	-	0	578	.02	-	0	-	0	-	0	454 Proceeds from Sale of Bonds	-	0	-	0	-	0	-	0	-	0	-	0	-	0	-	0	455 Miscellaneous Revenue	24,459	1.25	6,950	.27	470	.03	8,133	.18	3,440	.10	12,756	.41	14,536	.42	21,824	.61																																																																																																																																																																																																																																																																																																																																																																																																																																									
TOTAL SALES AND SERVICE	\$ 19,590	1.00	\$ 3,738	.14	\$ -	0	\$ 1,480	.34	\$ 143,539	4.25	\$ 35,048	.51	\$ -	0	\$ 28,913	.81	OTHER INCOME																	450 Interest	\$ 708	.04	\$ 17,427	.67	\$ -	0	\$ 16,011	3.61	\$ -	0	\$ 24,271	.71	\$ 19,245	.57	\$ -	0	451 Gains & Losses of Sale	-	0	-	0	-	0	-	0	-	0	-	0	-	0	-	0	452 Gifts and Grants	-	0	-	0	-	0	-	0	-	0	2,000	.07	10,725	.31	-	0	453 Fines and Penalties	-	0	-	0	-	0	-	0	578	.02	-	0	-	0	-	0	454 Proceeds from Sale of Bonds	-	0	-	0	-	0	-	0	-	0	-	0	-	0	-	0	455 Miscellaneous Revenue	24,459	1.25	6,950	.27	470	.03	8,133	.18	3,440	.10	12,756	.41	14,536	.42	21,824	.61																																																																																																																																																																																																																																																																																																																																																																																																																																																										
OTHER INCOME																	450 Interest	\$ 708	.04	\$ 17,427	.67	\$ -	0	\$ 16,011	3.61	\$ -	0	\$ 24,271	.71	\$ 19,245	.57	\$ -	0	451 Gains & Losses of Sale	-	0	-	0	-	0	-	0	-	0	-	0	-	0	-	0	452 Gifts and Grants	-	0	-	0	-	0	-	0	-	0	2,000	.07	10,725	.31	-	0	453 Fines and Penalties	-	0	-	0	-	0	-	0	578	.02	-	0	-	0	-	0	454 Proceeds from Sale of Bonds	-	0	-	0	-	0	-	0	-	0	-	0	-	0	-	0	455 Miscellaneous Revenue	24,459	1.25	6,950	.27	470	.03	8,133	.18	3,440	.10	12,756	.41	14,536	.42	21,824	.61																																																																																																																																																																																																																																																																																																																																																																																																																																																																											
450 Interest	\$ 708	.04	\$ 17,427	.67	\$ -	0	\$ 16,011	3.61	\$ -	0	\$ 24,271	.71	\$ 19,245	.57	\$ -	0	451 Gains & Losses of Sale	-	0	-	0	-	0	-	0	-	0	-	0	-	0	-	0	452 Gifts and Grants	-	0	-	0	-	0	-	0	-	0	2,000	.07	10,725	.31	-	0	453 Fines and Penalties	-	0	-	0	-	0	-	0	578	.02	-	0	-	0	-	0	454 Proceeds from Sale of Bonds	-	0	-	0	-	0	-	0	-	0	-	0	-	0	-	0	455 Miscellaneous Revenue	24,459	1.25	6,950	.27	470	.03	8,133	.18	3,440	.10	12,756	.41	14,536	.42	21,824	.61																																																																																																																																																																																																																																																																																																																																																																																																																																																																																												
451 Gains & Losses of Sale	-	0	-	0	-	0	-	0	-	0	-	0	-	0	-	0	452 Gifts and Grants	-	0	-	0	-	0	-	0	-	0	2,000	.07	10,725	.31	-	0	453 Fines and Penalties	-	0	-	0	-	0	-	0	578	.02	-	0	-	0	-	0	454 Proceeds from Sale of Bonds	-	0	-	0	-	0	-	0	-	0	-	0	-	0	-	0	455 Miscellaneous Revenue	24,459	1.25	6,950	.27	470	.03	8,133	.18	3,440	.10	12,756	.41	14,536	.42	21,824	.61																																																																																																																																																																																																																																																																																																																																																																																																																																																																																																													
452 Gifts and Grants	-	0	-	0	-	0	-	0	-	0	2,000	.07	10,725	.31	-	0	453 Fines and Penalties	-	0	-	0	-	0	-	0	578	.02	-	0	-	0	-	0	454 Proceeds from Sale of Bonds	-	0	-	0	-	0	-	0	-	0	-	0	-	0	-	0	455 Miscellaneous Revenue	24,459	1.25	6,950	.27	470	.03	8,133	.18	3,440	.10	12,756	.41	14,536	.42	21,824	.61																																																																																																																																																																																																																																																																																																																																																																																																																																																																																																																														
453 Fines and Penalties	-	0	-	0	-	0	-	0	578	.02	-	0	-	0	-	0	454 Proceeds from Sale of Bonds	-	0	-	0	-	0	-	0	-	0	-	0	-	0	-	0	455 Miscellaneous Revenue	24,459	1.25	6,950	.27	470	.03	8,133	.18	3,440	.10	12,756	.41	14,536	.42	21,824	.61																																																																																																																																																																																																																																																																																																																																																																																																																																																																																																																																															
454 Proceeds from Sale of Bonds	-	0	-	0	-	0	-	0	-	0	-	0	-	0	-	0	455 Miscellaneous Revenue	24,459	1.25	6,950	.27	470	.03	8,133	.18	3,440	.10	12,756	.41	14,536	.42	21,824	.61																																																																																																																																																																																																																																																																																																																																																																																																																																																																																																																																																																
455 Miscellaneous Revenue	24,459	1.25	6,950	.27	470	.03	8,133	.18	3,440	.10	12,756	.41	14,536	.42	21,824	.61																																																																																																																																																																																																																																																																																																																																																																																																																																																																																																																																																																																	

Table 60 (continued)

GENERAL FUND ACTUAL REVENUE	Area X Cedar Rapids		Area XI Ankeny		Area XII Sioux City		Area XIII Council Bluffs		Area XIV Creston		Area XV Ottumwa		Area XVI Burlington		Totals	
	Amount	%	Amount	%	Amount	%	Amount	%	Amount	%	Amount	%	Amount	%	Amount	%
440-49 FEDERAL SUPPORT																
431 Title II - Library	\$ - 0 -	- 0 -	\$ 15,248	.22	\$ - 0 -	- 0 -	\$ - 0 -	- 0 -	\$ - 0 -	- 0 -	\$ - 0 -	- 0 -	\$ - 0 -	- 0 -	\$ 15,248	.24
432 Title III - Dev. Inst.	- 0 -	- 0 -	- 0 -	- 0 -	- 0 -	- 0 -	- 0 -	- 0 -	14,200	1.40	- 0 -	- 0 -	- 0 -	- 0 -	14,200	.16
433 Title IV - EOG	- 0 -	- 0 -	- 0 -	- 0 -	- 0 -	- 0 -	- 0 -	- 0 -	- 0 -	- 0 -	- 0 -	- 0 -	- 0 -	- 0 -	- 0 -	- 0 -
434 Title IV - Work Study	47,204	.72	64,748	.94	17,125	.78	99,479	2.62	24,107	2.38	68,113	2.06	24,323	1.07	178,196	3.46
435 Title IV - S.S.L.	- 0 -	- 0 -	- 0 -	- 0 -	- 0 -	- 0 -	- 0 -	- 0 -	- 0 -	- 0 -	- 0 -	- 0 -	- 0 -	- 0 -	- 0 -	- 0 -
437 Title VI - Impr. of Inst.	21,341	.32	26,109	.38	- 0 -	- 0 -	- 0 -	- 0 -	- 0 -	- 0 -	- 0 -	- 0 -	9,265	.41	56,715	1.17
438 Title I - High Sch. Fac.	- 0 -	- 0 -	- 0 -	- 0 -	- 0 -	- 0 -	- 0 -	- 0 -	- 0 -	- 0 -	- 0 -	- 0 -	- 0 -	- 0 -	- 0 -	- 0 -
439 Vocational Ahd	546,952	5.25	313,325	4.55	214,232	9.83	252,834	7.42	44,854	4.65	253,455	8.54	106,733	4.79	2,743,762	6.00
440 Vocational workstudy	16,643	.25	1,511	.02	2,756	.11	- 0 -	- 0 -	- 0 -	- 0 -	4,290	.14	7,240	.31	44,456	.10
441 Special Needs	287,709	4.35	110,000	1.60	- 0 -	- 0 -	67,982	2.58	23,859	2.46	174,439	5.88	113,151	4.99	1,358,060	2.97
443 MCTA	- 0 -	- 0 -	776,020	11.26	- 0 -	- 0 -	28,924	.85	- 0 -	- 0 -	14,935	.56	- 0 -	- 0 -	977,622	2.14
445 Civil Defense	- 0 -	- 0 -	- 0 -	- 0 -	- 0 -	- 0 -	- 0 -	- 0 -	- 0 -	- 0 -	- 0 -	- 0 -	- 0 -	- 0 -	- 0 -	- 0 -
446 Adult Basic Education	60,977	.92	82,000	1.19	51,500	2.36	30,600	.90	2,700	.27	32,400	1.00	43,157	1.90	575,268	1.26
449 Other Federal Funds	408,779	6.19	426,305	6.18	24,114	1.11	21,596	.64	- 0 -	- 0 -	98,154	2.99	4,294	.19	1,465,977	3.55
TOTAL FEDERAL SUPPORT	\$ 1,289,605	18.00	\$ 1,615,286	26.34	\$ 309,528	12.19	\$ 511,516	15.01	\$ 111,700	11.04	\$ 229,286	7.10	\$ 210,186	11.67	\$ 7,722,957	16.89
450-59. SALES AND SERVICE																
450 Food	- 0 -	- 0 -	- 0 -	- 0 -	- 0 -	- 0 -	- 0 -	- 0 -	- 0 -	- 0 -	- 0 -	- 0 -	- 0 -	- 0 -	- 0 -	- 0 -
451 Housing	- 0 -	- 0 -	- 0 -	- 0 -	- 0 -	- 0 -	- 0 -	- 0 -	- 0 -	- 0 -	- 0 -	- 0 -	- 0 -	- 0 -	- 0 -	- 0 -
452 Vending Machines	9,570	.14	- 0 -	- 0 -	- 0 -	- 0 -	- 0 -	- 0 -	- 0 -	- 0 -	- 0 -	- 0 -	- 0 -	- 0 -	9,570	.22
453 Rental of Cgl. Facilities	1,126	.02	- 0 -	- 0 -	- 0 -	- 0 -	40	.01	598	.06	- 0 -	- 0 -	84	.01	36,894	.09
454 Other Sales and Service	216,549	3.28	5,784	.08	- 0 -	- 0 -	69,187	2.03	- 0 -	- 0 -	58,172	1.82	193	.01	506,397	1.11
455 Bookstore - Text	209	.00	- 0 -	- 0 -	- 0 -	- 0 -	2,486	.07	- 0 -	- 0 -	1,157	.04	- 0 -	- 0 -	13,122	.02
456 Bookstore - Other Items	- 0 -	- 0 -	- 0 -	- 0 -	- 0 -	- 0 -	- 0 -	- 0 -	- 0 -	- 0 -	- 0 -	- 0 -	- 0 -	- 0 -	- 0 -	- 0 -
TOTAL SALES AND SERVICE	\$ 227,454	3.44	\$ 5,784	.08	\$ - 0 -	- 0 -	\$ 71,713	2.10	\$ 598	.06	\$ 49,329	1.66	\$ 277	.01	\$ 567,963	1.24
460 OTHER INCOME																
461 Interest	\$ 11,284	.17	\$ 26,720	.39	\$ 6,532	.30	\$ - 0 -	- 0 -	\$ 2,916	.29	\$ - 0 -	- 0 -	\$ 2,588	.11	\$ 127,702	2.8
462 Gains and Losses of Sale of Investments	- 0 -	- 0 -	- 0 -	- 0 -	- 0 -	- 0 -	- 0 -	- 0 -	- 0 -	- 0 -	- 0 -	- 0 -	- 0 -	- 0 -	- 0 -	- 0 -
463 Gifts and Grants	2,568	.04	- 0 -	- 0 -	- 0 -	- 0 -	36,779	1.38	- 0 -	- 0 -	- 0 -	- 0 -	26	.00	54,826	.12
477 Fines and Penalties	1,055	.02	- 0 -	- 0 -	- 0 -	- 0 -	22	.00	- 0 -	- 0 -	- 0 -	- 0 -	484	.02	2,938	.01
480 Proceeds from Sale of Bonds	- 0 -	- 0 -	- 0 -	- 0 -	- 0 -	- 0 -	- 0 -	- 0 -	- 0 -	- 0 -	- 0 -	- 0 -	- 0 -	- 0 -	- 0 -	- 0 -
485 Miscellaneous Revenue	2,359	.03	106,310	1.54	59,591	2.81	2,863	.08	9,812	.97	27,866	.84	18,956	.84	306,069	.67

Table 60 (continued)

GENERAL FUND	Area I Galmar		Area II Mason City		Area III Estherville		Area IV Shelton		Area V Fort Dodge		Area VI Marshalltown		Area VII Waterloo		Area IX Casper	
	Amount	%	Amount	%	Amount	%	Amount	%	Amount	%	Amount	%	Amount	%	Amount	%
460 OTHER INCOME - Continued																
486 Proceeds from Sale of Fixed Assets	\$ - 0 -	- 0 -	\$ - 0 -	- 0 -	\$ 210	.01	\$ 800	.07	\$ - 0 -	- 0 -	\$ - 0 -	- 0 -	\$ - 0 -	- 0 -	\$ - 0 -	- 0 -
490 Transfers	\$ - 0 -	- 0 -	\$ - 0 -	- 0 -	\$ - 0 -	- 0 -	\$ - 0 -	- 0 -	\$ - 0 -	- 0 -	\$ - 0 -	- 0 -	\$ - 0 -	- 0 -	\$ - 0 -	- 0 -
TOTAL OTHER INCOME	\$ 35,167	1.79	\$ 28,100	1.36	\$ 580	.04	\$ 24,944	2.11	\$ 4,015	.12	\$ 38,527	1.29	\$ 46,106	1.41	\$ 25,115	.78
TOTAL REVENUE	\$1,918,237	97.74	\$2,401,464	100.00	\$1,821,880	100.00	\$1,071,004	90.20	\$3,360,801	100.00	\$2,517,112	94.69	\$2,840,419	99.04	\$2,114,903	96.03
Use of Unrestricted Funds	44,347	2.26	- 0 -	- 0 -	- 0 -	- 0 -	106,621	9.20	- 0 -	- 0 -	158,001	5.71	27,563	.96	69,675	1.95
GRAND TOTAL	\$1,962,584	100.00	\$2,401,464	100.00	\$1,821,880	100.00	\$1,180,225	100.00	\$3,360,801	100.00	\$2,975,113	100.00	\$2,968,002	100.00	\$2,184,878	100.00

Table 60 (continued)

FUND	ACTUAL REVENUE	Area X Cedar Rapids		Area XI Ankeny		Area XII Sioux City		Area XIII Council Bluffs		Area XIV Creighton		Area XV St. James		Area XVI Burlington		Totals	
		Amount	%	Amount	%	Amount	%	Amount	%	Amount	%	Amount	%	Amount	%	Amount	%
460	ST-EP INCOME - Continued																
486	Proceeds from Sale of Fixed Assets	\$ 1,826	.03	\$ 1,592	.02	\$ - 0 -	- 0 -	\$ - 0 -	- 0 -	\$ - 0 -	- 0 -	\$ 664	.02	\$ 950	.04	\$ 12,774	.02
490	Transfers	- 0 -	- 0 -	- 0 -	- 0 -	- 0 -	- 0 -	75,030	2.20	- 0 -	- 0 -	- 0 -	- 0 -	- 0 -	- 0 -	75,030	.16
	TOTAL ST-EP INCOME	\$ 19,102	.29	\$ 134,722	1.95	\$ 46,173	2.11	\$ 106,946	3.20	\$ 12,728	1.26	\$ 28,535	.96	\$ 23,004	1.01	\$ 376,839	1.27
	TOTAL REVENUE	\$6,233,330	94.34	\$6,892,951	100.00	\$2,180,155	100.00	\$5,355,848	98.45	\$1,011,812	100.00	\$2,968,454	100.00	\$2,201,243	96.99	\$44,817,411	98.02
	Use of Unrestricted Funds	374,151	5.66	- 0 -	- 0 -	- 0 -	- 0 -	52,742	1.55	- 0 -	- 0 -	- 0 -	- 0 -	58,231	1.01	903,651	1.94
	GRAND TOTAL	\$6,607,481	100.00	\$6,892,951	100.00	\$2,180,155	100.00	\$5,408,578	100.00	\$1,011,812	100.00	\$2,968,454	100.00	\$2,259,474	100.00	\$45,714,242	100.00



Table 60 (continued)

GENERAL FUND	Area I Caldwell		Area II Madison City		Area III Fayetteville		Area IV Fayetteville		Area V Fort Dodge		Area VI Maynard/Toom		Area VII Waterloo		Area IX Caldwell	
	Amount	%	Amount	%	Amount	%	Amount	%	Amount	%	Amount	%	Amount	%	Amount	%
500 SALARIES																
501 Administrative Salaries	\$ 40,500	4.10	\$ 163,163	6.65	\$ 51,000	2.89	\$ 97,932	4.50	\$ 146,413	4.46	\$ 319,564	5.76	\$ 210,974	2.36	\$ 243,485	4.60
510 Prof. Non-teaching Sal.	340,596	12.26	190,075	7.78	176,776	10.01	367,540	1.25	257,497	7.87	251,495	9.47	155,481	5.46	254,232	4.98
520 Instructional Salaries	840,770	42.84	1,141,093	46.32	999,320	51.46	430,794	36.50	1,165,919	51.99	1,437,796	48.33	1,204,801	42.03	1,571,136	22.84
540 Secretarial and Clerical	109,596	5.58	66,563	3.52	97,533	5.33	174,569	8.12	117,744	3.43	110,653	3.70	132,580	4.62	249,661	4.68
550 Service Staff Salaries	40,958	3.10	105,110	4.09	28,404	1.52	19,379	1.05	90,799	2.71	111,923	3.36	93,774	3.07	76,332	1.44
570 Student wages (Federal)	49,443	1.51	64,739	2.44	56,411	3.09	7,452	0.34	1,406	0.04	152,522	4.46	27,488	0.97	44,541	0.84
571 Student wages (local)	-	-	-	-	4,243	.47	1,895	.14	-	-	-	-	9,895	.34	24,455	.46
572 Student wages (Other)	-	-	4,556	.20	-	-	2,022	.12	-	-	5,077	.17	19,422	.68	7,780	.11
590 Rel. Payroll Cost & Fringe Ben.	22,060	1.13	39,626	1.61	19,753	1.12	20,117	1.00	47,443	1.43	17,774	.60	62,504	2.18	31,125	0.59
591 Workmen's Comp. Insurance	1,564	.08	2,194	.11	1,745	.10	1,700	.11	6,711	.21	5,779	.20	2,747	.10	2,994	.05
592 FICA	42,449	3.18	72,739	2.96	59,507	3.37	33,342	2.82	110,714	3.32	100,186	3.37	57,960	2.07	110,110	3.55
593 IPERS	29,001	1.48	39,485	1.61	30,292	1.71	17,029	1.44	59,104	1.79	51,578	1.73	66,532	2.31	57,041	1.07
596 Auto Allowance	-	-	-	-	2,804	.16	-	-	-	-	-	-	-	-	-	-
TOTAL SALARIES	\$1,476,977	75.26	\$1,910,683	77.99	\$1,435,640	81.35	\$733,563	62.15	\$2,749,925	82.52	\$2,422,751	81.47	\$2,035,918	70.99	\$2,735,367	79.99
600 CONTRACTUAL SERVICES																
601 Professional	\$ 15,094	.77	\$ 1,785	.07	\$ 18,034	1.02	\$ 15,474	1.31	\$ 27,571	.83	\$ 5,856	.20	\$ 22,529	.79	\$ 12,275	.34
603 Custodial	569	.03	60	-	72	-	2,485	.21	-	-	-	-	-	-	-	.06
604 Membership	3,302	.17	7,112	.29	3,330	.19	2,523	.21	5,095	.15	7,514	.25	3,774	.13	9,360	.23
605 Publications (Legal)	1,909	.10	671	.03	926	.05	943	.08	620	.02	1,469	.06	406	.01	106	-
606 Main. and Repair Equipment	13,564	.69	9,050	.37	7,735	.44	20,614	1.75	20,648	.62	9,250	.31	8,996	.31	28,022	.78
609 Main. and Repair Buildings	3,207	.15	12,418	.51	2,736	.16	6,649	.56	2,030	.06	7,860	.27	9,922	.35	11,869	.33
610 Maintenance of Grounds	189	.01	287	.01	1,186	.07	-	-	6,377	.19	872	.03	4,861	.17	1,349	.04
611 Information Services	20,561	1.05	10,503	.43	1,838	.10	4,360	.37	2,409	.07	6,091	.22	5,883	.20	22,779	.72
612 Printing and Reprod. Services	2,205	.11	3,358	.14	12,569	.71	1,903	.16	25,124	.76	11,100	.37	5,122	.18	1,314	.04
615 Communications	21,900	1.12	15,421	.67	23,464	1.33	11,970	1.01	26,770	.80	29,792	1.00	28,002	.96	33,796	.94
618 Insurance	10,154	.52	19,365	.79	12,232	.69	10,023	.85	14,176	.43	23,532	.79	24,663	.86	23,926	.67
619 Utilities	45,981	2.34	58,951	2.40	48,299	2.74	40,718	3.45	99,365	2.98	87,854	2.95	113,421	3.95	77,779	2.17
620 Rental of Materials	1,718	.09	1,518	.06	-	-	197	.02	4,950	.15	-	-	-	-	2,898	.08
621 Rental of Buildings	44,855	2.28	142,424	5.81	13,710	.78	2,648	.22	25,222	.76	90,244	3.04	96,031	3.50	46,170	1.35
622 Rental of Equipment	550	.03	6,190	.25	20,569	1.16	14,722	1.25	12,124	.36	2,504	.08	-	-	10,015	.28
623 Postage & Expd. Other Matter	10,215	.52	9,642	.39	9,754	.55	4,487	.38	16,684	.50	17,962	.67	9,539	.23	9,791	.27
626 Other Contractual Services	-	-	29,487	1.20	4,582	.28	651	.05	22,687	.68	3,132	.12	18,286	.64	17,949	.50
TOTAL CONTRACTUAL SERVICES	\$ 195,792	9.98	\$ 329,232	13.42	\$ 151,336	10.27	\$ 140,387	11.89	\$ 311,921	9.36	\$ 75,174	2.51	\$ 318,405	11.10	\$ 315,167	8.79

Table 60 (continued)

GENERAL FUND	Area X Cedar Rapids		Area XI Antwerp		Area XII Sioux City		Area XIII Central Polk		Area XIV Creston		Area XV Burlington		Area XVI Totals			
	Amount	%	Amount	%	Amount	%	Amount	%	Amount	%	Amount	%	Amount	%		
500 SALARIES																
501 Administrative Salaries	\$ 262,154	1.97	\$ 258,999	4.11	\$ 109,612	4.16	\$ 305,187	6.95	\$ 89,717	9.69	\$ 135,647	4.62	\$ 204,116	8.99	\$ 2,160,260	5.90
510 Prof., Non-teaching Sal.	744,128	11.26	711,911	10.41	163,691	7.68	158,476	4.65	64,132	6.92	376,177	12.83	1,000,151	6.66	3,981,532	10.86
520 Instructional Salaries	3,470,764	57.39	3,165,169	79.44	1,590,951	48.04	1,461,981	42.69	403,463	43.56	1,124,435	38.23	1,311,383	51.23	59,431,096	162.67
540 Secretarial and Clerical	447,163	6.77	468,713	7.29	75,769	3.57	165,322	4.85	41,989	4.47	169,312	5.80	95,808	4.22	2,454,596	6.74
550 Service Staff Salaries	221,009	3.24	151,869	1.97	96,779	1.87	120,526	3.24	23,197	2.49	107,665	3.69	30,346	1.38	1,247,272	3.47
570 Student wages (Federal)	57,169	0.87	77,772	1.16	5,851	0.27	11,112	1.25	464	0.50	89,797	2.99	26,521	1.27	771,144	2.13
571 Student wages (Non-federal)	20,804	0.32	11,888	0.15	20,667	0.62	-	-	32,192	0.35	-	-	9,650	0.40	111,667	0.31
572 Student wages (Other)	73,337	1.11	13,001	0.19	2,944	0.14	-	-	-	-	6,221	0.21	12,268	0.54	14,563	0.40
590 Hel. Payroll Cost & Fringe Bm.	92,745	1.40	125,911	1.85	54,535	1.53	47,913	1.40	22,280	2.40	41,077	1.40	21,894	0.96	458,637	1.26
591 Workmen's Comp. Insurance	6,896	0.10	-	-	2,062	0.10	-	-	1,172	0.13	-	-	2,696	0.13	25,600	0.07
592 FICA	195,249	2.96	175,212	2.41	66,567	3.13	108,601	3.19	31,459	3.40	93,761	3.22	75,727	3.34	1,593,654	43.09
593 IPERS	104,612	1.58	84,015	1.25	31,285	1.57	58,678	1.72	18,215	1.97	47,566	1.62	37,847	1.67	720,910	1.98
596 Auto Allowance	-	-	-	-	-	-	-	-	-	-	-	-	-	-	-	-
TOTAL SALARIES	\$4,696,210	71.07	\$4,744,483	70.74	\$1,572,833	74.03	\$2,540,782	74.54	\$726,103	7.80	\$2,271,843	77.13	\$3,111,011	50.77	\$33,661,290	92.16
600 CONTRACTUAL SERVICES																
601 Professional	\$ 233,158	3.53	\$ 29,493	0.44	\$ 15,770	0.74	\$ 12,605	0.37	\$ 6,177	0.67	\$ 53,906	1.84	\$ 14,502	0.64	\$ 464,263	1.27
603 Custodial	3,702	0.06	69,190	1.03	50	0.00	-	-	-	-	3,251	0.11	5,477	0.24	86,712	0.24
604 Membership	7,193	0.11	5,942	0.09	4,412	0.21	5,563	0.16	3,469	0.37	4,146	0.14	2,810	0.12	74,550	0.21
605 Publications (Legal)	285	0.00	397	0.01	369	0.02	519	0.02	430	0.04	885	0.03	878	0.04	10,733	0.03
606 Main. and Repair Equipment	41,013	0.62	56,662	0.85	13,485	0.63	16,413	0.48	12,737	1.38	21,761	0.74	6,328	0.28	286,279	0.80
609 Main. and Repair Buildings	4,122	0.06	22,224	0.33	4,611	0.22	4,361	0.13	5,142	0.55	2,691	0.09	1,037	0.04	100,919	0.28
610 Maintenance of Grounds	7,276	0.12	12,066	0.18	-	-	4,053	0.12	1,163	0.13	964	0.03	3,006	0.13	44,771	0.13
611 Information Services	15,368	0.23	7,397	0.11	9,719	0.46	8,586	0.25	4,989	0.54	6,187	0.21	8,739	0.38	140,429	0.39
612 Printing and Reprod. Services	15,970	0.24	35,034	0.52	13,515	0.63	10,271	0.30	2,037	0.23	3,417	0.12	9,230	0.40	162,949	0.45
613 Communications	47,904	0.73	46,025	0.69	19,767	0.93	34,551	1.01	8,711	0.94	34,682	1.19	14,687	0.65	398,424	1.10
618 Insurance	27,163	0.41	32,015	0.48	14,849	0.70	26,271	0.77	8,705	0.94	29,244	1.00	10,527	0.47	286,948	0.80
619 Utilities	167,799	2.54	187,774	2.80	43,193	2.03	118,094	3.47	39,556	4.25	100,645	3.44	39,704	1.75	1,266,937	3.50
620 Rental of Materials	1,998	0.03	-	-	25	0.00	6,956	0.20	-	-	5,863	0.20	1,514	0.07	27,543	0.08
621 Rental of Buildings	57,866	0.88	517,907	7.72	48,983	2.30	104,666	3.07	-	-	20,709	0.73	84,640	3.73	1,267,978	3.53
622 Rental of Equipment	14,264	0.22	17,499	0.26	12,901	0.61	2,208	0.07	41	0.00	33,963	1.16	14,655	0.70	163,296	0.45
623 Postage & Excess Other Matter	24,763	0.37	19,471	0.29	8,937	0.42	12,428	0.36	3,640	0.39	9,378	0.32	6,026	0.26	165,715	0.46
626 Other Contractual Services	49,208	0.74	169,900	2.53	9,805	0.46	62,313	1.82	8,028	0.87	442	0.00	35,082	1.55	464,822	1.28
TOTAL CONTRACTUAL SERVICES	\$ 719,452	10.69	\$1,228,996	18.33	\$ 220,196	10.36	\$ 429,878	12.61	\$ 105,547	11.40	\$ 332,147	11.34	\$ 270,157	11.90	\$ 5,434,786	15.05

Table 60 (continued)

	Area I Calmur		Area II Mason City		Area III Estherville		Area IV Shelton		Area V Ferté Dodge		Area VI Marshalltown		Area VII Waterloo		Area IX Davenport	
	Amount	%	Amount	%	Amount	%	Amount	%	Amount	%	Amount	%	Amount	%	Amount	%
630 MATERIALS, SUPPLIES & TRAVEL																
631 Election Expense	\$ 578	.03	\$ 1,141	.05	\$ 168	.01	\$ 51	.01	\$ 82	-.00	\$ 326	.01	\$ 360	.01	\$ 3,027	.08
632 Election Mtls. and Supplies	81,232	4.14	46,472	1.89	15,466	1.61	41,131	3.48	81,322	7.44	64,640	2.15	270,651	7.69	117,662	3.28
633 Office Mtls. and Supplies	14,942	.76	17,586	.72	15,465	.88	17,670	1.50	42,504	1.28	16,112	.53	26,206	.91	51,976	1.45
634 Periodicals	1,018	.05	4,188	.17	90	-.00	895	.07	5,532	.16	14,648	.49	3,632	.13	8,652	.24
635 Library Materials and Supplies	234	.01	1,104	.04	1,210	.07	128	.01	4,762	.14	6,979	.20	2,297	.15	1,569	.04
637 Bldgs. Const. Materials & Supplies	454	.02	9,777	.40	1,519	.09	4,352	.37	2,646	.08	2,995	.10	7,016	.24	12,121	.34
641 Janitorial Materials & Supplies	20,295	1.03	5,412	.24	12,421	.70	6,594	.56	9,503	.28	10,422	.35	15,656	.55	12,465	.35
642 Vehicle Materials & Supplies	11,386	.58	2,213	.09	13,972	.79	5,625	.48	2,846	.09	2,056	.07	2,164	.07	12,649	.36
644 Landscaping Materials & Supplies	175	.01	269	.01	-.00	-.00	396	.03	-.00	-.00	172	-.00	2,069	.07	272	.01
646 Other Materials and Supplies	1,506	.07	2,744	.10	320	.02	1,403	.12	-.00	-.00	7,458	.25	4,804	.17	83	-.00
648 Mfgs., Recruit. & Gen. Travel	42,962	2.29	24,126	.98	74,482	1.96	25,214	2.14	65,851	1.98	47,214	1.61	42,705	1.52	65,489	1.87
TOTAL MATERIALS AND SUPPLIES	\$ 176,504	8.99	\$ 112,641	4.59	\$ 108,463	6.13	\$ 103,659	8.77	\$ 218,150	6.55	\$ 176,772	5.94	\$ 330,530	11.52	\$ 268,087	7.46
650 OTHER CURRENT EXPENSES																
651 Purchases for Resale	\$ -	-.00	\$ 1,141	.05	\$ -	-.00	\$ -	-.00	\$ -	-.00	\$ -	-.00	\$ -	-.00	\$ -	-.00
660 Cost of Sales	-	-.00	-	-.00	-	-.00	-	-.00	-	-.00	-	-.00	-	-.00	-	-.00
670 Interest on Debt	1,980	.10	8,768	.36	1,813	.10	197	.02	319	.01	-	-.00	4,850	.17	8,942	.25
673 Payment on Debt Principal	-	-.00	-	-.00	-	-.00	-	-.00	-	-.00	-	-.00	-	-.00	-	-.00
675 Scholarships	-	-.00	-	-.00	-	-.00	-	-.00	-	-.00	-	-.00	-	-.00	-	-.00
680 Transfers	-	-.00	-	-.00	-	-.00	-	-.00	-	-.00	-	-.00	-	-.00	-	-.00
685 Depreciation	-	-.00	-	-.00	-	-.00	-	-.00	-	-.00	-	-.00	-	-.00	-	-.00
686 Property Tax	-	-.00	-	-.00	-	-.00	-	-.00	-	-.00	-	-.00	-	-.00	-	-.00
690 Employer Reimbursement	-	-.00	-	-.00	-	-.00	-	-.00	-	-.00	-	-.00	-	-.00	-	-.00
691 Student Services	-	-.00	-	-.00	-	-.00	-	-.00	-	-.00	-	-.00	-	-.00	-	-.00
692 Student Compensation	-	-.00	-	-.00	-	-.00	-	-.00	-	-.00	-	-.00	-	-.00	-	-.00
693 Other Current Expenses	18,071	.92	8,763	.35	-	-.00	-	-.00	-	-.00	17,999	.60	9,673	.34	-	-.00
TOTAL OTHER CURRENT EXPENSES	\$ 20,051	1.02	\$ 16,572	.76	\$ 1,813	.10	\$ 197	.02	\$ 413	.01	\$ 17,999	.60	\$ 14,523	.51	\$ 8,942	.25
700 CAPITAL OUTLAY																
710 Educational Fum. & Equip.	\$ 56,300	2.87	\$ 23,114	.94	\$ 9,035	.51	\$ 161,148	13.65	\$ 18,732	.56	\$ -	-.00	\$ 123,689	4.31	\$ 198,009	5.52
720 Office Fum. & Equipment	6,353	.32	20,402	.83	-	-.00	11,070	.94	7,212	.21	798	.03	14,147	.49	18,496	.52
730 Const. & Maintenance Equipment	3,925	.20	5,801	.24	-	-.00	3,046	.26	1,361	.04	-	-.00	8,362	.29	636	.02
740 Vehicles	-	-.00	186	.01	8,416	.48	11,317	.96	1,541	.05	300	.01	16,894	.59	13,159	.37
750 Library Books and Files	25,233	1.29	10,430	.42	20,466	1.16	7,294	.62	23,271	.70	19,319	.65	-	-.00	20,899	.58
760 Buildings and Fixed Equipment	223	.01	-	-.00	-	-.00	6,299	.53	-	-.00	-	-.00	-	-.00	-	-.00

Table 60 (continued)

GENERAL FUND	Area X Cedar Rapids		Area XI Boonville		Area XII Council Bluffs		Area XIII Ottumwa		Totals	
	Amount	%	Amount	%	Amount	%	Amount	%	Amount	%
630 MATERIALS, SUPPLIES & TRAVEL										
631 Election Expense	\$ 159	- 0 -	\$ 1,621	.02	\$ 749	.01	\$ 714	.01	\$ 9,711	.06
632 Election Mtls. and Supplies	145,697	2.21	204,238	3.10	93,476	2.74	77,908	1.77	1,340,976	9.97
633 Office Mtls. and Supplies	65,057	.98	55,347	.83	13,262	.29	19,084	.42	359,992	2.66
634 Periodicals	2,601	.04	5,059	.09	6,360	.19	1,761	.04	66,441	.51
635 Library Materials and Supplies	17,124	.26	5,108	.08	1,758	.05	1,890	.04	50,637	.38
637 Bldg. Const. Materials & Sup.	29,725	.45	24,195	.36	6,494	.19	11,170	.25	116,896	.88
641 Janitorial Materials & Supplies	5,690	.09	27,486	.41	6,919	.20	7,485	.17	167,193	1.27
642 Vehicle Materials & Sup.	12,164	.18	4,984	.07	2,699	.08	2,721	.06	106,367	.81
644 Landscaping Materials & Sup.	6,048	.10	10,430	.16	2,399	.07	765	.02	21,532	.16
646 Other Materials and Supplies	6,640	.10	16,915	.24	48	- 0 -	3,764	.12	46,926	.35
648 Mgmt., Recruit. & Gen. Travel	144,188	2.18	151,949	2.31	51,105	1.50	29,342	.66	714,813	5.41
TOTAL MATER., SUP. & TRAVEL	\$ 435,706	6.59	\$ 478,582	7.21	\$ 166,671	5.48	\$ 160,570	3.65	\$ 3,041,592	22.67
650 OTHER CURRENT EXPENSES										
651 Purchases for Resale	\$ 33,046	.50	- 0 -	- 0 -	- 0 -	- 0 -	1,712	.06	\$ 35,899	.28
660 Cost of Sales	- 0 -	- 0 -	- 0 -	- 0 -	- 0 -	- 0 -	- 0 -	- 0 -	577	.00
670 Interest on Debt	124	.00	- 0 -	- 0 -	17,346	.51	11,181	.25	54,058	.41
673 Payment on Debt Principal	- 0 -	- 0 -	- 0 -	- 0 -	- 0 -	- 0 -	- 0 -	- 0 -	- 0 -	- 0 -
675 Scholarships	8,078	.12	- 0 -	- 0 -	- 0 -	- 0 -	- 0 -	- 0 -	18,078	.14
680 Transfers	- 0 -	- 0 -	- 0 -	- 0 -	- 0 -	- 0 -	- 0 -	- 0 -	- 0 -	- 0 -
685 Depreciation	- 0 -	- 0 -	- 0 -	- 0 -	- 0 -	- 0 -	- 0 -	- 0 -	- 0 -	- 0 -
686 Property Tax	- 0 -	- 0 -	- 0 -	- 0 -	- 0 -	- 0 -	- 0 -	- 0 -	- 0 -	- 0 -
690 Employer Reimbursement	- 0 -	- 0 -	- 0 -	- 0 -	- 0 -	- 0 -	131	.00	225	.00
691 Student Services	- 0 -	- 0 -	- 0 -	- 0 -	5,007	.14	- 0 -	- 0 -	5,007	.04
692 Student Compensation	- 0 -	- 0 -	- 0 -	- 0 -	- 0 -	- 0 -	- 0 -	- 0 -	- 0 -	- 0 -
693 Other Current Expenses	- 0 -	- 0 -	- 0 -	- 0 -	- 0 -	- 0 -	- 0 -	- 0 -	- 0 -	- 0 -
TOTAL OTHER CURRENT EXPENSES	\$ 41,248	.63	\$ - 0 -	- 0 -	\$ 17,346	.51	\$ 13,729	.31	\$ 54,535	.41
700 CAPITAL OUTLAY										
710 Educational Furn. & Equip.	\$ 237,949	3.60	\$ 185,937	2.77	\$ 124,069	3.73	\$ 230,495	5.26	\$ 1,463,400	11.04
720 Office Furn. & Equipment	34,826	.52	9,864	.15	14,228	.42	6,361	.14	174,476	1.32
730 Const. & Maintenance Equip.	6,670	.10	14,761	.22	2,971	.09	2,918	.07	57,783	.44
740 Vehicles	20,764	.31	- 0 -	- 0 -	1,970	.06	74	.00	79,574	.61
750 Library Books and Films	21,750	.33	83,937	1.25	26,967	.79	5,491	.12	299,516	2.28
760 Buildings and Fixed Equipment	392,906	5.95	- 0 -	- 0 -	4,668	.14	- 0 -	- 0 -	452,700	3.41

Table 60 (continued)

GENERAL FUND ACTUAL DISBURSMENTS	Area I Calmair		Area II Waco City		Area III Fethersville		Area IV Sheldon		Area V Fort Dodge		Area VI Marshalltown		Area VII Waterloo		Area VIII Davencor		
	Amount	%	Amount	%	Amount	%	Amount	%	Amount	%	Amount	%	Amount	%	Amount	%	
700 CAPITAL OUTLAY - cont.																	
770 Land	\$ -0-	-0-	\$ -0-	-0-	\$ -0-	-0-	\$ -0-	-0-	\$ -0-	-0-	\$ -0-	-0-	\$ -0-	-0-	\$ -0-	-0-	\$ -0-
780 Other Structures & Equip.	1,227	.06	21,445	.87	-0-	-0-	1,219	.04	-0-	-0-	-0-	-0-	-0-	-0-	-0-	-0-	1,941
790 Other Capital Outlay	-0-	-0-	517	.02	-0-	-0-	1,288	.11	-0-	-0-	-0-	-0-	5,734	.20	975	.04	5,734
TOTAL CAPITAL OUTLAY	\$ 93,261	4.75	\$ 91,863	5.34	\$ 37,917	2.15	\$ 202,621	17.17	\$ 52,137	1.56	\$ 20,417	.69	\$ 168,626	5.86	\$ 254,115	7.09	\$ 254,115
TOTAL DISBURSMENTS	\$ 1,967,584	100.00	\$ 2,453,109	100.00	\$ 1,765,969	100.00	\$ 11,180,225	100.00	\$ 3,332,547	100.00	\$ 2,975,113	100.00	\$ 2,868,002	100.00	\$ 3,584,878	100.00	\$ 3,584,878



Table 60 (continued)

GENERAL FUND ACTUAL EXPENDITURES	Area X Cedar Rapids		Area XI Antley		Area XII Sioux City		Area XIII Council Bluffs		Area XIV Creston		Area XV Ottumwa		Area XVI Burlington		Totals		
	Amount	%	Amount	%	Amount	%	Amount	%	Amount	%	Amount	%	Amount	%	Amount	%	
700 CAPITAL OUTLAY - cont.																	
770 Land	\$ - 0 -	- 0 -	\$ - 0 -	- 0 -	\$ - 0 -	- 0 -	\$ - 0 -	- 0 -	\$ - 0 -	- 0 -	\$ - 0 -	- 0 -	\$ - 0 -	- 0 -	\$ - 0 -	- 0 -	\$ - 0 -
780 Other Structures & Equip.	- 0 -	- 0 -	- 0 -	- 0 -	- 0 -	- 0 -	- 0 -	- 0 -	- 0 -	- 0 -	663	.02	- 0 -	- 0 -	663	.02	\$ 6,463
790 Other Capital Outlay	- 0 -	- 0 -	- 0 -	- 0 -	- 0 -	- 0 -	- 0 -	- 0 -	- 0 -	- 0 -	723	.03	- 0 -	- 0 -	723	.03	9,233
TOTAL CAPITAL OUTLAY	\$ 714,865	10.82	\$ 304,371	4.54	\$ 148,658	7.00	\$ 233,901	6.86	\$ 22,065	2.38	\$ 146,648	5.02	\$ 78,425	3.46	\$ 2,510,127	5.66	
TOTAL DISBURSEMENTS	\$ 6,607,481	100.00	\$ 6,706,433	100.00	\$ 2,124,468	100.00	\$ 3,468,578	100.00	\$ 926,176	100.00	\$ 2,925,136	100.00	\$ 2,269,474	100.00	\$ 65,090,374	100.00	

TABLE 61

A DOLLAR COMPARISON BETWEEN 1973 BUDGET REVENUE FROM BUDGET FORM
AND 1973 ACTUAL REVENUE FROM ANNUAL REPORT FORM BY SOURCE

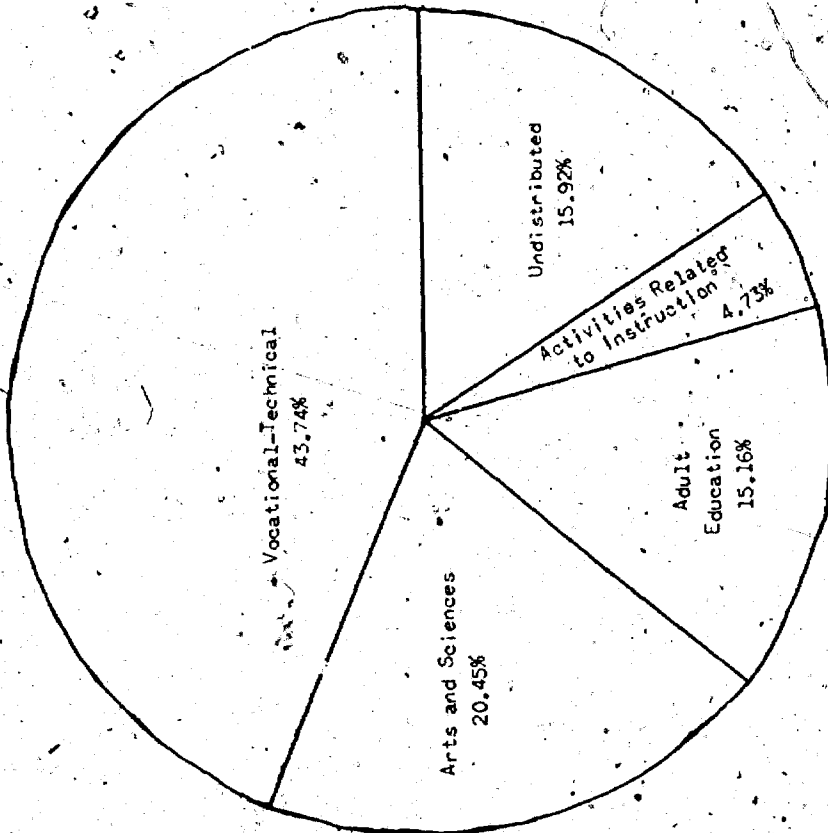
	1973 Budget Income	1973 Actual Income	Different Budget Over (Under) Actual
Student Fees	\$ 404,698	\$ 500,364	\$ (101,666)
Tuition	10,315,615	10,116,819	198,796
Local Support	6,371,714	6,000,072	371,642
General Aid	13,899,997	13,799,999	99,998
Vocational Aid	5,063,571	5,095,736	(32,165)
Other and Special Needs	2,214,337	1,779,922	434,415
Federal Support	7,933,494	6,364,897	1,568,597
Sales and Service	245,771	567,983	(322,212)
Other Income	477,952	578,819	(100,867)
Unrestricted Fund.	<u>1,061,254</u>	<u>903,651</u>	<u>157,603</u>
TOTAL REVENUE	<u>\$47,988,403</u>	<u>\$45,714,262</u>	<u>\$ 2,274,141</u>

TABLE 62

A DOLLAR COMPARISON BETWEEN 1973 BUDGET EXPENDITURES FROM BUDGET FORM
AND 1973 ACTUAL EXPENDITURES FROM ANNUAL REPORT FORM - BY CATEGORY

	1973 Budget Expenditure	1973 Actual Expenditure	Different Budget Over (Under) Actual
Arts and Science	\$ 8,620,787	\$ 8,386,493	234,294
Vocational-Technical	15,821,848	15,141,418	680,430
Adult Education	5,500,892	5,594,132	(93,240)
Activities Related	3,839,361	2,259,300	1,580,061
Administration	3,549,503	3,170,477	379,026
Student Services	4,005,966	3,546,841	459,125
Learning Resources	1,541,539	1,502,317	39,222
Physical Plant	4,850,472	5,359,777	(509,305)
Organized Research	<u>258,035</u>	<u>129,419</u>	<u>128,616</u>
TOTAL EXPENDITURES	<u>\$47,988,403</u>	<u>\$45,090,174</u>	<u>\$2,898,229</u>

REVENUE



EXPENDITURES

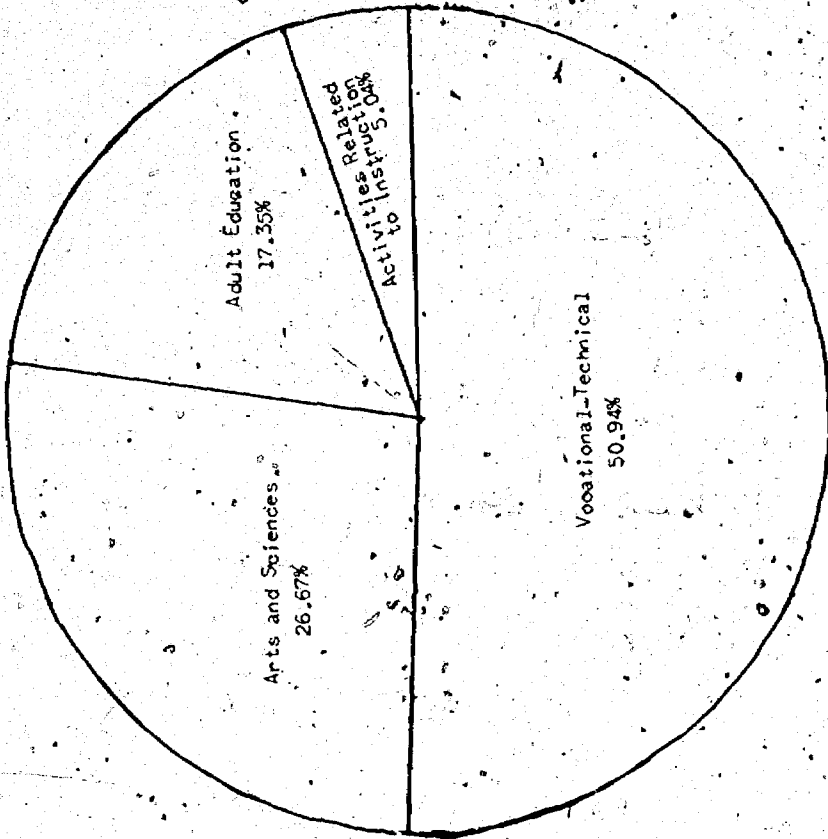


FIGURE 13

1973 AREA SCHOOLS GENERAL FUND
REVENUE AND EXPENDITURES AS ASSIGNED
TO THE FOUR EDUCATIONAL FUNCTIONS.

TABLE 63.

AREA SCHOOLS STATE GENERAL AND VOCATIONAL AID*
FOR FISCAL YEAR 1973

<u>Merged Area</u>	<u>Arts & Sciences</u>	<u>Voc-Tech</u>	<u>Adult</u>	<u>Total</u>
I - Calmar	\$ - 0 -	\$ 692,012	\$ 159,634	\$ 851,646
II - Mason City	304,959	790,771	187,081	1,282,811
III - Estherville	349,913	409,069	135,001	893,983
IV - Sheldon	- 0 -	458,544	47,630	506,174
V - Fort Dodge	399,969	883,943	227,388	1,511,300
VI - Marshalltown	265,340	904,645	221,960	1,391,945
VII - Waterloo	- 0 -	1,210,859	192,441	1,403,337
IX - Davenport	604,802	829,897	187,631	1,622,330
X - Cedar Rapids	840,533	1,295,387	437,864	2,573,784
XI - Ankeny	885,653	1,106,733	439,869	2,432,255
XII - Sioux City	- 0 -	783,010	268,698	1,051,708
XIII - Co. Bluffs	408,131	837,929	227,886	1,473,946
XIV - Creston	151,236	234,109	128,824	514,169
XV - Ottumwa	456,274	746,363	314,995	1,517,632
XVI - Burlington	<u>212,341</u>	<u>670,745</u>	<u>193,529</u>	<u>1,076,615</u>
TOTAL	<u>\$ 1,879,151</u>	<u>\$ 11,854,016</u>	<u>\$ 3,370,468</u>	<u>\$ 20,103,635</u>

* State general aid for each area school is line-item allocation which has been divided among the three functions based on actual FTEE. Vocational aid for each area school is an actual reimbursement. A portion of this is accounted for in adult for vocational supplementary programs.

TABLE 64

AREA SCHOOL STATE GENERAL AID*
FOR FISCAL YEAR 1973

<u>Merged Area</u>	<u>Arts & Sciences</u>	<u>Voc-Tech</u>	<u>Adult</u>	<u>Total</u>
I - Calmar	\$ - 0 -	\$ 372,678	\$ 138,751	\$ 511,429
II - Mason City	304,959	549,974	173,249	1,028,182
III - Estherville	349,913	207,251	120,569	677,733
IV - Sheldon	- 0 -	267,681	40,211	307,892
V - Fort Dodge	399,969	562,332	213,388	1,175,689
VI - Marshalltown	265,340	702,704	210,198	1,178,242
VII - Waterloo	- 0 -	601,397	165,104	766,501
IX - Davenport	604,802	357,638	162,563	1,125,003
X - Cedar Rapids	840,533	487,351	396,641	1,724,525
XI - Ankeny	885,653	453,513	398,431	1,737,597
XII - Mason City	- 0 -	361,435	249,820	611,255
XIII - Co. Bluffs	408,131	293,298	212,842	914,271
XIV - Creston	151,236	132,796	123,942	407,974
XV - Ottumwa	456,274	174,485	295,874	926,633
XVI - Burlington	212,341	414,594	180,139	807,074
TOTAL	<u>\$4,879,151</u>	<u>\$5,939,127</u>	<u>\$3,081,722</u>	<u>\$13,900,000</u>

* State general aid for each area school is line-item allocation which has been divided among the three functions based on actual FTEE.

TABLE 65

AREA SCHOOLS STATE VOCATIONAL AID*
FOR FISCAL YEAR 1973

<u>Merged Area</u>	<u>Voc. Tech</u>	<u>Adult</u>	<u>Total</u>
I - Calmar	\$ 319,334	\$ 20,883	\$ 340,217
II - Mason City	240,797	13,832	254,629
III - Estherville	201,818	14,432	216,250
IV - Sheldon	190,863	7,419	198,282
V - Fort Dodge	321,611	14,000	335,611
VI - Marshalltown	201,941	11,762	213,703
VII - Waterloo	609,462	27,374	636,836
IX - Davenport	472,259	25,068	497,327
X - Cedar Rapids	808,036	41,223	849,259
XI - Ankeny	653,220	41,438	694,658
XII - Sioux City	421,575	18,878	440,453
XIII - Co. Bluffs	544,631	15,044	559,675
XIV - Creston	101,313	4,882	106,195
XV - Ottumwa	571,878	19,121	590,999
XVI - Burlington	256,151	13,390	269,541
TOTAL	<u>\$5,914,889</u>	<u>\$288,746</u>	<u>\$6,203,635</u>

* Vocational aid for each area school is an actual reimbursement. A portion of this is accounted for in adult for vocational supplementary programs.

TABLE 66

ACTUAL PLANT FUND REVENUE BY AREA SCHOOL FOR
FISCAL YEAR 1973 FROM ANNUAL REPORT

Area School	Local Support Property Tax	State Support	Federal Support	Sales and Service	Other Income*	Unrestricted Fund Usage	Total Revenue
I	381,531	-0-	-0-	975	100,983	-0-	483,489
II	357,830	-0-	-0-	-0-	-0-	-0-	357,830
III	249,092	23,571	353,214	-0-	23,924	80,413	730,214
IV	207,465	-0-	-0-	-0-	506	81,382	289,353
V	480,016	-0-	-0-	-0-	24,714	-0-	504,730
VI	255,632	-0-	272,512	-0-	19,886	-0-	548,030
VII	381,668	-0-	-0-	-0-	3,908	-0-	385,576
IX	545,828	-0-	-0-	2,822	16,527	-0-	565,177
X	669,452	-0-	-0-	-0-	584	-0-	670,036
XI	1,039,219	-0-	25,000	-0-	6,912	-0-	1,071,131
XII	379,155	-0-	-0-	1,302	1,573,888	-0-	1,954,345
XIII	357,183	-0-	-0-	21,765	13,619	-0-	395,567
XIV	166,239	-0-	-0-	1,507	114,469	-0-	282,215
XV	265,889	-0-	-0-	344	7,682	-0-	273,915
XVI	220,913	-0-	-0-	7,292	3,283	-0-	231,488
TOTAL	5,957,112	23,571	650,726	36,007	1,913,885	161,795	8,743,096

*Less Transfers

TABLE 67

ACTUAL PLANT FUND EXPENDITURES BY AREA SCHOOL
FOR FISCAL YEAR 1973 FROM ANNUAL REPORT

Area School	Salaries	Contractual Services	Materials Supplies and Travel	Other Current Expenses*	Capital Outlay	Total Expenditures
I	-0-	-0-	11,018	-0-	163,179	174,197
II	-0-	-0-	-0-	-0-	19,231	19,231
III	-0-	-0-	-0-	1,673	728,541	730,214
IV	-0-	-0-	-0-	932	288,421	289,353
V	-0-	62,442	-0-	-0-	347,912	410,354
VI	-0-	-0-	-0-	14,347	524,082	538,429
VII	-0-	-0-	-0-	-0-	337,641	337,641
IX	-0-	237	-0-	12	85,333	85,582
X	-0-	5,916	2,726	3,097	222,956	234,695
XI	-0-	-0-	-0-	-0-	993,721	993,721
XII	-0-	31	-0-	43,906	581,630	625,567
XIII	-0-	-0-	-0-	57	314,962	315,019
XIV	-0-	10,743	270	133,972	119,654	264,639
XV	-0-	533	3,098	-0-	104,765	108,396
XVI	-0-	-0-	-0-	-0-	102,123	102,123
TOTAL	-0-	79,902	17,112	197,996	4,934,151	5,229,161

303

*Excluding Depreciation and Transfers

TABLE 58
COMPARISON OF TUITION IN AREA SCHOOLS
1972-73 School Year

Area	Iowa Residents					Non-Iowa Residents				
	Term Tuition		Year Tuition		Two Semesters	Term Tuition		Year Tuition		Two Semesters
	Quarter	Semester	Three Quarters	Semesters		Quarter	Semester	Three Quarters	Year Tuition	
I - Calmar	\$100.00	\$ - -	\$300.00	\$ - -	\$ - -	\$ - -	\$ 200.00	\$ - -	\$ 600.00	\$ - -
II - Mason City	- - -	195.00	- - -	390.00	- - -	292.50	- - -	- - -	- - -	585.00
III - Estherville	125.00	- - -	375.00	- - -	- - -	- - -	187.50	- - -	562.50	- - -
IV - Sheldon	100.00	- - -	300.00	- - -	- - -	- - -	150.00	- - -	450.00	- - -
V - Fort Dodge	- - -	195.00	- - -	390.00	- - -	292.50	- - -	- - -	- - -	585.00
VI - Marshalltown	- - -	*195.00	- - -	*390.00	- - -	*293.00	- - -	- - -	- - -	*586.00
VII - Waterloo	120.00	- - -	360.00	- - -	- - -	- - -	240.00	- - -	720.00	- - -
IX - Davenport	130.00	195.00	390.00	390.00	390.00	292.50	195.00	292.50	585.00	585.00
X - Cedar Rapids	125.00	- - -	375.00	- - -	- - -	- - -	187.50	- - -	562.50	- - -
XI - Ankeny	**110.00	- - -	**330.00	- - -	- - -	- - -	**220.00	- - -	**660.00	- - -
	***130.00	- - -	***390.00	- - -	- - -	- - -	***260.00	- - -	***780.00	- - -
XII - Sioux City	95.00	- - -	285.00	- - -	- - -	- - -	190.00	- - -	570.00	- - -
XIII - Co. Bluffs	160.00	- - -	480.00	- - -	- - -	- - -	320.00	- - -	960.00	- - -
XIV - Creston	- - -	165.00	- - -	330.00	- - -	250.00	- - -	- - -	- - -	500.00
XV - Ottumwa	125.00	200.00	375.00	400.00	400.00	300.00	187.50	300.00	562.50	600.00
XVI - Burlington	**140.00	- - -	420.00	- - -	- - -	- - -	**210.00	- - -	**630.00	- - -

* - Career Education at Marshalltown \$9.38 per week
 ** - Career Education
 *** - Maximum for Career Education (\$8.80 per quarter hour)

TABLE 69

FEEES CHARGED BY AREA SCHOOLS
(Fiscal Year 1973)

Merged Area	Activity Fee	Admission Fee	Application Fee	Graduation Fee	Matriculation Fee	Registration Fee
I-Calmar	\$ 5.00-quarter	\$	\$10.00	\$ 5.00	\$	\$
II-Mason City	30.00-year		15.00	10.00		
III-Estherville	40.00-year		10.00 ¹	8.00		
IV-Sheldon	17.00-year			8.00	10.00	
V-Fort Dodge	12.00-semester		10.00			
VI-Marshalltown	40.00-year		10.00	5.00		
VII-Waterloo	2.00-quarter		10.00			
IX-Davenport	25.00-year			4.00		
Muscatine	15.00-quarter					
Clinton	15.00-semester					
X-Cedar Rapids	10.00-quarter		15.00			
XI-Ankeny	5.00-quarter	25.00 ² (Ankeny)				
Boone	11.00-quarter	25.00 ² (Boone-Career Education)				
		15.00 (Boone-College Parallel)				
XII-Sioux City	---		10.00			1.50
XIII-Council Bluffs	10.00-quarter				5.00	
XIV-Creston	15.00-semester			6.00	5.00	
XV-Ottumwa	12.00-year		20.00			
Centerville	35.00-year					
XVI-Burlington	9.00-quarter		10.00	5.00		

1 - Applied to tuition
2 - \$15.00 to be applied to tuition

TABLE 70
SUMMARY

Taxonomy Number	State Name	No. of Programs	Total Contact Hour	Total Expenditure	Total Cost Per Contact Hour	Total Expenditure %/Capita Contact Hour	Cost Per Contact Hour	Total Cost Per Contact Hour	Total Cost Per Full-time Capital Dollar
01-00000000	Agricultural Education	1	17,877	\$ 22,171	\$ 1.24	5	21,754	\$ 1,016.09	\$ 996.73
01-01000000	Agricultural Production	8	299,701	487,500	1.63	419,754	1,777	1,427.91	1,256.09
01-01000000	Farm Vets.	6	594,605	548,304	.92	531,193	.89	503.31	535.55
01-01010000	Beef Cattle Production	1	240	6,742	27.92	5,556	23.19	15,001.50	15,461.11
01-01010000	Animal Science-Production Management	3	144,356	227,253	1.57	218,619	1.51	1,703.42	1,157.69
01-02000000	Agricultural Supplies and Services	7	269,886	435,316	1.61	438,511	1.62	1,310.54	1,259.40
01-03010000	Agricultural Power and Machinery	9	277,094	722,463	2.61	657,067	2.37	2,237.07	2,034.56
01-05020000	Floriculture	1	44,410	87,256	1.91	72,357	1.63	1,524.39	1,264.16
01-05050000	Turf Management	2	46,153	92,195	2.00	77,602	1.68	1,540.95	1,297.04
01-05110000	Landscape, Nursery, and Garder	2	56,310	84,845	1.51	78,015	1.39	1,191.98	1,095.02
01-06000000	Agricultural Resources	1	61,014	75,224	1.23	69,100	1.13	1,007.15	925.14
03-00000000	Business Education	2	8,595	23,252	2.72	20,773	2.42	2,200.94	1,957.67
04-02000000	Apparel and Accessories	4	228,036	267,931	1.26	276,618	1.21	884.25	849.51
04-03100000	Partman	4	50,428	106,045	2.10	101,499	2.01	1,656.44	1,585.43
04-06000000	Food Distribution	2	87,026	121,855	1.41	114,677	1.35	1,036.21	977.85
04-08000000	General Merchandise	3	49,201	90,139	1.83	87,658	1.78	1,345.56	1,308.52
04-08010000	General Merchandise Specialist	7	241,374	329,108	1.36	317,047	1.31	1,002.49	965.75
04-09000000	Hardware and Building Material	1	21,576	34,650	1.61	33,378	1.55	1,686.13	1,624.23
04-10000000	Home Furnishings	1	982	12,626	12.86	11,743	11.96	7,842.24	7,293.79
04-12000000	Industrial Marketing	2	46,386	66,964	1.44	62,216	1.34	974.31	905.22
04-16000000	Petroleum	1	15,985	41,248	2.58	41,040	2.57	1,919.40	1,909.73
05-01010000	Reading Improvement	2	4,525	19,024	4.20	18,135	4.01	3,139.27	2,992.57
07-00000000	Health Occupation Education	1	32,058	39,421	1.23	36,717	1.21	894.33	976.94
07-01010000	Dental Assisting	7	243,254	384,092	1.58	361,516	1.49	1,179.36	1,069.99
07-01020000	Dental Hygiene	1	-0-	252	-	182	-	-	-
07-01030000	Dental Laboratory Technician	1	44,569	90,713	2.04	82,454	1.85	1,691.56	1,524.20

Table 70 (continued)

Agency Number	State Agency	No. of Programs	Total Contract Hour	Total Expenditures	Total Cost Per Contract Hour	Total Expenditures w/o Capital Outlay	Cost Per Hour w/o Capital Outlay	Total FTEE	Total Cost Per FTEE w/o Capital Outlay
07-02040000	Medical Secretary/Assisting	4	43,077	55,771	1.49	5,246	1.29	150.59	\$ 1,260.62 \$ 1,197.87
07-04010000	Nursing Associate Degree	11	54,713	3,331,317	1.70	1,101,861	1.65	96,725	1,309.20 1,273.96
07-02020000	Practical Vocational Nurse	14	1,278,006	2,002,000	1.57	1,947,841	1.52	1,591.06	1,154.85 1,351.85
07-03030000	Nursing Assistant Aide	1	3,000	1,050	2.41	6,440	2.16	4.17	1,738.61 1,535.96
07-03050000	Surgical Technician, O.R.T.	4	84,947	152,929	1.80	147,915	1.74	101.94	1,450.04 1,383.19
07-04010000	Occupational Therapy Assistant	1	27,299	44,582	1.64	40,166	1.47	31.79	1,212.26 1,091.70
07-07010000	Environmental Health Technology	1	20,875	45,109	2.16	40,845	1.93	29.75	1,516.27 1,356.07
07-09000000	Health Care Facility Administration	1	12,763	9,302	.73	8,939	.70	22.10	420.90 404.48
07-09030000	Respiratory Therapy	1	17,746	32,811	1.85	21,880	1.22	21.56	1,232.60 813.20
07-09040000	Medical Assistant	6	205,944	294,119	1.43	280,005	1.36	271.48	1,085.23 1,051.40
07-09100000	Orthopedic Assisting	1	23,051	63,505	2.75	56,301	2.44	2.91	2,275.35 2,017.23
07-40000000	Exploratory Industrial Education	1	7,320	11,241	1.54	9,948	1.36	4.70	2,676.43 2,373.33
09-02100000	Care and Guidance of Children	2	51,521	90,555	1.76	58,459	1.72	69.27	1,301.53 1,268.30
09-02200000	Clothing Mgmt., Production & Service	1	35,690	44,422	1.24	42,270	1.18	46.55	954.07 908.06
09-02040000	Home Furnishings, Equipment & Service	3	101,055	131,510	1.30	126,439	1.25	131.10	1,003.26 964.45
11-05010000	Business Arithmetic	1	41	842	20.54	793	19.34	.07	12,028.57 11,328.57
14-01010000	Accountants	6	140,403	210,129	1.50	194,083	1.38	208.02	1,010.14 933.05
14-01020000	Bookkeepers	5	148,013	253,129	1.71	238,015	1.61	187.08	1,353.05 1,272.26
14-02010000	Computer Console Operator	2	34,549	61,311	1.78	50,000	1.75	49.14	1,253.89 1,017.60
14-03001000	Machine & Coding Equipment Operator	3	24,864	73,795	2.97	69,935	2.81	36.63	2,409.34 2,283.22
14-03010000	Programmers	6	293,559	1,017,623	3.46	771,211	2.63	416.88	2,439.61 1,849.96
14-03060000	Systems Analyst	1	7,082	15,601	2.20	17,400	2.45	7.95	2,264.40 2,158.58
14-03000000	Pre-Office Clerical	1	9,354	17,370	1.86	13,156	1.41	11.85	1,161.77 1,112.74
14-03050000	General Office Clerks	15	423,071	604,511	1.43	522,440	1.40	57.61	1,449.06 1,415.15
14-03020000	Medical Office Clerks	1	19,422	27,438	1.41	24,795	1.25	30.90	1,215.99 1,158.41
14-01000000	Executive Secretary	4	91,117	127,011	1.39	105,737	1.15	125.43	951.30 550.75
14-03030000	Secretaries	1	489,549	712,511	1.46	616,166	1.46	1,027.67	1,198.41 1,114.31

Table 70 (continued)

Agency Number	State Name	No. of Programs	Total Contact Hour	Expenditures	Total Cost Per Contact Hour	Total Excess w/o Capital Outlay	Cost Per Contact Hour Without Capital Outlay	Total FTEE	Total Cost Per Total FTEE	Cost Per FTEE w/ Capital Outlay
14-07-020100	Medical Secretaries	2	55,115	\$ 75,375	\$ 1.17	\$ 71,055	\$ 1.09	81.99	\$ 921.32	\$ 866.75
14-07-020200	Legal Secretaries	1	25,177	79,143	1.55	74,544	1.37	33.48	1,073.00	946.93
14-09-010000	Clerk Typist	1	7,988	22,712	1.99	15,567	1.97	14.79	555.97	521.50
16-01-06-0300	Structural Technology	3	59,718	190,197	3.19	155,567	2.62	71.60	2,512.45	2,070.99
16-01-08-0000	Electronic Technology	11	452,512	1,052,759	2.33	991,050	2.19	649.22	1,621.62	1,526.52
16-01-08-0100	Electronic Communications Technician	2	57,892	122,615	2.11	108,113	1.87	76.15	1,607.55	1,419.78
16-01-09-0000	Electrical, Technology & Production	1	17,041	59,129	4.07	54,873	3.22	23.59	2,938.91	2,326.11
16-01-13-0200	Mechanical Tech., Machine & Tool Design	7	188,767	464,450	2.75	444,089	2.63	227.84	2,038.54	1,949.13
16-01-13-0300	Mechanical, Technology, & Production	1	5,486	34,981	6.36	34,479	6.27	8.03	4,356.29	4,293.77
16-01-13-9900	Mechanical Tech., Design & Production	2	16,202	60,115	4.94	77,197	4.76	22.60	3,544.96	3,415.80
16-06-04-0000	Food Service Supervisor	1	41,658	47,941	1.14	44,340	1.06	53.46	889.28	829.41
16-06-05-0000	Police Science Technology	2	109,455	197,257	1.80	187,213	1.71	156.47	1,260.51	1,196.48
16-06-99-0000	Education Media Technology	1	15,982	30,134	1.89	29,058	1.82	18.48	1,630.63	1,572.40
17-01-00-0000	Air Conditioning	5	167,459	292,790	1.75	276,655	1.65	216.02	1,355.38	1,280.69
17-02-00-0000	Applicance Repair	1	11,636	14,631	1.26	14,318	1.23	17.08	856.62	838.29
17-03-02-0000	Auto Body Repair	10	252,714	563,768	2.23	513,124	2.03	292.20	1,929.39	1,756.07
17-03-02-0000	Auto Mechanics	15	655,885	1,491,525	2.27	1,368,070	2.09	822.50	1,613.40	1,563.31
17-03-02-0100	Service Station Mechanic	2	27,774	31,457	1.85	49,966	1.80	32.41	1,587.59	1,541.68
17-04-01-0000	Aircraft Maintenance	3	129,507	385,694	2.98	357,531	2.84	172.61	2,224.42	2,129.26
17-04-03-0000	Aviation Ground Operator	1	22,290	54,291	2.44	55,726	2.41	33.57	1,517.25	1,600.42
17-06-00-0000	Business Machine Maintenance	1	9,156	19,911	2.19	18,774	2.06	10.74	1,856.01	1,748.04
17-07-00-0000	Commercial Art Occupation	2	174,631	191,474	1.42	183,667	1.35	170.46	1,121.25	1,077.47
17-09-00-0000	Commercial Photography	1	63,988	132,110	2.06	106,322	1.66	30.15	1,648.53	1,326.54
17-10-01-0000	Carpentry	7	148,332	305,936	2.06	291,184	1.96	182.60	1,879.58	1,998.16
17-10-02-0000	Electrician	3	43,654	100,917	2.30	99,739	2.05	37.34	1,760.85	1,554.65

Table 70 (continued)

Taxonomy Number	State Name	No. of Programs	Total Contact Hours	Total Cost Per Contact Hour	Total Enrollment	Total Enrollment Per Contact Hour	Total Enrollment Per Contact Hour	Total Enrollment Per Contact Hour	Total Enrollment Per Contact Hour	Total Enrollment Per Contact Hour	Total Enrollment Per Contact Hour	Total Enrollment Per Contact Hour
17-10030000	Heavy Equipment Construction	1	0	0	0	0	0	0	0	0	0	0
17-10040000	Masonry Construction	2	18,010	14.35	30,314	1.68	1,291.40	1.68	1,291.40	1.68	1,291.40	1.68
17-10070000	Plumbing and Pipe Fitting	3	19,682	12.20	70,640	3.59	1,099.11	3.59	1,099.11	3.59	1,099.11	3.59
17-10110000	Floor Covering Mechanic	1	10,357	1.14	17,300	1.68	919.00	1.68	919.00	1.68	919.00	1.68
17-11000000	Custodial	2	29,970	1.10	11,176	1.50	1,141.00	1.50	1,141.00	1.50	1,141.00	1.50
17-12000000	Diesel Mechanic	3	156,927	1.00	276,314	1.76	1,593.40	1.76	1,593.40	1.76	1,593.40	1.76
17-13010000	Architectural Drafting	4	104,137	1.8	179,719	1.73	1,471.29	1.73	1,471.29	1.73	1,471.29	1.73
17-13030000	Mechanical Drafting	8	148,900	1.00	276,319	1.86	1,700.00	1.86	1,700.00	1.86	1,700.00	1.86
17-13040000	Structural Drafting	1	13,074	1.00	12,700	1.00	1,491.36	1.00	1,491.36	1.00	1,491.36	1.00
17-14010000	Industrial Electrician	1	21,390	1.54	21,461	1.54	1,500.91	1.54	1,500.91	1.54	1,500.91	1.54
17-14020000	Lineman	1	49,974	1.44	16,447	1.73	1,091.11	1.73	1,091.11	1.73	1,091.11	1.73
17-15010000	Electrical Communication	1	24,354	1.22	29,069	1.19	912.10	1.19	912.10	1.19	912.10	1.19
17-15020100	Electrical Computer Maintenance	1	66,975	1.63	106,474	1.59	1,641.21	1.59	1,641.21	1.59	1,641.21	1.59
17-15020200	Industrial Electrician	1	34,446	1.14	75,069	1.00	1,141.00	1.00	1,141.00	1.00	1,141.00	1.00
17-14030000	Radio/Television	4	47,690	2.14	98,914	2.08	1,141.00	2.08	1,141.00	2.08	1,141.00	2.08
17-15990000	Radio and TV Broadcasting	1	33,322	1.79	19,014	1.14	1,091.11	1.14	1,091.11	1.14	1,091.11	1.14
17-19000000	Graphic Arts Occupation	4	107,069	1.69	150,000	1.39	1,091.11	1.39	1,091.11	1.39	1,091.11	1.39
17-21010000	Band and Orchestra Repair	1	24,276	1.34	29,019	1.21	1,141.00	1.21	1,141.00	1.21	1,141.00	1.21
17-21010200	Piano Tuner	1	20,244	1.45	24,000	1.19	1,141.00	1.19	1,141.00	1.19	1,141.00	1.19
17-23020000	Machine Shop	6	193,060	1.61	211,900	1.62	1,141.00	1.62	1,141.00	1.62	1,141.00	1.62
17-23030000	Machine Operator	5	45,000	1.61	140,000	1.19	1,141.00	1.19	1,141.00	1.19	1,141.00	1.19
17-23040000	Machine Tool Maintenance	1	17,500	1.50	41,700	1.19	1,141.00	1.19	1,141.00	1.19	1,141.00	1.19
17-23050000	Sheet Metal	1	000	0.00	0.00	0.00	1,141.00	0.00	1,141.00	0.00	1,141.00	0.00
17-23060000	Welding and Cutting	12	267,950	1.60	170,000	1.59	1,141.00	1.59	1,141.00	1.59	1,141.00	1.59
17-23100000	Tool and Die Making	4	90,210	1.60	100,000	1.11	1,141.00	1.11	1,141.00	1.11	1,141.00	1.11
17-23020000	Cosmetology	1	32,504	1.19	37,000	1.15	1,141.00	1.15	1,141.00	1.15	1,141.00	1.15

600

Table 70 (continued)

SUMMARY CONTINUED

Agency Number	State Name	No. of Programs	Total Contact hour	Total Expenditures	Total Cost Per Contact hour	Total Estimated w/o Capital Outlay	Cost Per Contact hour w/o Capital Outlay	Total FTE	Total Cost Per Total FTE	Cost Per FTE w/o Capital Outlay
17-29020000	Conn/Conn	3	34,855	\$ 123,821	\$ 3.95	\$ 119,587	\$ 5.40	44.60	\$ 2,772.53	\$ 5,100.00
17-29030000	Meat Cutter	1	14,372	43,153	2.35	28,183	1.83	21.70	4,821.22	1,188.31
17-31100000	Small Engine Repair	3	132,213	179,174	1.36	174,461	1.32	174.16	1,029.42	1,001.00
18-03990000	Other Secondary School Level	1	192	11,516	59.99	11,410	59.46	-0-	-	-
19-02010000	Self-Concept Development	1	1,872	49,459	26.41	49,368	26.36	1.46	14,294.52	14,358.11
19-05020000	Pre-vocational Work Experience	1	3,402	26,142	7.68	23,781	6.99	11.56	1,977.88	1,751.76
19-05030000	Specialized Vocational Preparation	1	-0-	23,249	-	23,249	-	-0-	-	-
19-05990000	Other Voc. & Avoc. Skill Development	1	2,529	50,704	20.05	48,343	19.36	27.70	2,283.96	2,204.54
23-00150000	Occupational Competence Initial	1	29,566	30,595	1.03	29,762	1.01	19.41	1,034.88	1,010.59
23-00240000	Remediation	5	72,422	250,399	5.50	239,988	3.31	101.44	2,586.93	2,365.93
23-00250000	Self-Understanding	2	87,401	1,420,244	4.61	413,628	4.73	137.57	3,400.86	3,347.32
23-00270000	Skills Associated With Area	1	-0-	16,498	-	16,481	-	-0-	-	-
32-21100000	Counseling With Pupils	1	2,031	94,968	46.74	73,189	36.04	1.86	50,514.89	38,930.32
32-21120000	Career Counseling	7	1,003	171,350	170.84	170,595	170.07	4.62	194,715.91	193,846.59
32-21400000	Pupil Appraisal Services	1	-0-	58,632	-	49,597	-	-0-	-	-
32-20200000	Coordination With Community Agencies	4	-0-	75,665	-	74,754	-	-0-	-	-
40-00000000	WorkStudy	1	-0-	9,493	-	9,893	-	-0-	-	-
44-00000000	Secondary Career Curriculum Project	1	-0-	31,902	-	31,902	-	-0-	-	-
North Central Sheltered Workshop		1	-0-	10,127	-	10,127	-	-0-	-	-
Total Career Education		365	11,425,274	23,074,374	\$ 1.95	21,335,192	\$ 1.80	13,721.29	1,467.53	1,356.92
Arts & Sciences		11	5,592,536	12,036,313	2.15	11,569,822	2.07	9,471.13	1,271.06	1,221.46
Activities Related		12	698,050	2,259,275	3.24	2,124,004	3.13	945.13	2,381.30	2,303.89

010

Table 70 (continued)

SUMMARY CONTINUED:

Taxonomy Number	State Name	No. of Programs	Total Contact Hour	Total Expenditure	Total Cost Per Contact Hour	Total Expenditure w/o Capital Outlay	Costs Per Contact Hour w/o Capital Outlay	Total FTEE	Total FTEE w/o Capital Outlay	Cost Per FTEE
Student Services		1	-0-	\$ 36,204	\$ -	\$ 36,204	-	-0-	-	-
Adult Education		12	657,180	555,237	1.30	832,584	1.27	1,275.55	670.42	552.72
Adult Basic Education		11	849,396	952,715	1.04	861,600	1.01	1,400.30	830.16	615.30
High School Completion		14	1,049,741	1,147,341	1.09	1,115,961	1.06	1,157.77	950.99	963.89
Continuing		7	145,938	129,015	.88	125,223	.86	121.95	1,057.94	1,026.84
Apprentice		15	1,136,968	1,550,010	1.46	1,618,612	1.42	2,043.14	812.45	792.22
Supplementary		2	109,007	159,344	1.46	153,824	1.41	136.06	1,171.13	1,130.56
Short Term Preparatory		2	2,160	2,729	1.25	2,658	1.23	3.86	701.61	688.60
NEBIT		5	52,163	90,510	1.74	88,084	1.69	95.11	954.99	926.73
College Parallel		1	-0-	5,450	-	6,660	-	-0-	-	-
Migrant (Pre-career)		1	706	21,577	30.98	20,624	29.21	1.31	16,695.95	15,743.51
School Bus Driver Training		1	-0-	21,241	-	20,822	-	-0-	-	-
Continuing Health Occupations		2	15,562	16,772	1.21	18,452	1.19	17.79	1,085.71	1,057.21
Other		9	607,378	279,875	1.45	850,956	1.40	1,093.37	802.45	776.87
01-01000000 Farm Vets		1	400	311	.93	324	.81	.74	450.00	437.84
04-17000000 Real Estate		11	146,862	159,443	1.29	184,540	1.26	246.21	789.44	749.52
07-03030000 Nursing Assistance Aide		1	2,461	22,425	9.13	20,973	8.52	4.56	4,927.19	4,599.34
09-01000000 Homemaking Prep. for Personal		4	39,865	71,353	1.84	70,161	1.76	19.42	3,777.70	3,612.82
09-01040000 Consumer Education		2	3,888	9,092	2.34	8,999	2.31	5.59	1,626.55	1,509.84
14-02020100 Keyboarding & Coding Equipment		2	4,360	7,972	1.80	7,791	1.77	8.11	970.90	930.57
14-06010000 Educational Assistant		1	12,775	19,425	1.51	19,033	1.49	17.71	1,057.7	1,074.70
14-09010000 Clerk Typist		1	1,740	6,172	1.46	2,522	1.43	3.21	801.25	795.57
16-01130200 Mechanical, Tech., Machine & Tool Design		1	13,650	34,917	2.41	27,757	2.03	-	-	-
17-02020000 Truck Driver		2	18,612	17,113	1.9	35,869	1.90	13.20	1,599.76	1,545.06

Table 70 (continued)

SUMMARY CONTINUED:

Taxonomy Number	State Name	No. of Programs	Total Contact Hour	Total Expenditures	Total Cost Per Contact Hour	Total Expenditures w/o Capital Outlay	Cost Per Contact Hour without Capital Outlay	Total FEE	Total Cost Per Total FEE	Cost Per FEE w/o Capital Outlay
17-10030200	Truck Driver	3	37,218	\$ 78,656	\$ 2.11	\$ 77,461	\$ 2.08	\$ 64.94	\$ 1,210.45	\$ 1,132.07
17-10040000	Masonry, Construction	1	4,371	6,952	1.59	6,869	1.57	81	1,196.56	1,192.27
17-23060000	Welding and Cutting	1	4,060	9,043	2.22	8,922	2.19	-0-	-	-
17-26020000	Law Enforcement	3	18,530	40,777	2.20	38,459	2.08	33.90	1,201.09	1,132.91
17-29020000	Cook/Chef	1	16,560	34,075	2.06	32,765	1.98	20.94	1,625.72	1,521.22
17-31000000	Small Engine Repair	1	288	239	.83	233	.81	.53	450.94	439.22
18-03990000	Other Secondary School Level	1	44,612	112,759	2.53	105,493	2.36	-0-	-	-
19-05010000	Vocational Information	2	101,052	300,757	2.98	289,439	2.86	19.05	15,787.77	15,193.65
21-43000000	Occupational Program of Studies	1	138,424	134,105	.97	132,180	.95	261.34	523.15	515.28
21-43200000	Occupational Retraining Program	1	14,989	27,264	2.27	27,094	2.26	22.72	1,200.00	1,152.52
25-00180000	Occupational Competency Initial	1	97,600	464,048	4.75	409,021	4.19	-0-	-	-
25-00240000	Remediation	4	60,205	252,609	4.20	243,949	4.05	13.41	3,906.78	1,942.36
32-21120000	Counseling with Pupils	1	12,299	25,521	2.08	23,295	1.90	-0-	-	-
TOTAL ADULT		128	5,203,589	\$ 7,755,871	\$ 2.49	\$ 7,486,456**	\$ 2.45	\$ 273,714	942.02	609.80
GRANT TOTAL		537	23,319,429	\$ 45,164,537	\$ 1.94	\$ 42,610,539	\$ 1.83	\$ 4,753,795	1,233.85	1,239.55

312

* \$922 direct capital expenditure and \$33 prorated physical plant capital for career education was not prorated to the career education programs but assigned directly to Career Education Administration by Area XI.

** \$1,928 direct capital expenditure and \$831 prorated physical plant capital for adult education was not prorated to the adult education programs but assigned directly to the adult director by Area XI.

ADDENDUM

TABLE 71

1973 ESTIMATED POPULATION*
BY MERGED AREA

<u>Area</u>	<u>Estimated Population</u>	<u>% of Total</u>
I - Calmar	221,527	7.83
II - Mason City	136,629	4.83
III - Estherville	81,437	2.88
IV - Sheldon	71,145	2.52
V - Fort Dodge	168,787	5.97
VI - Marshalltown	101,223	3.58
VII - Waterloo	208,829	7.38
IX - Davenport	265,333	9.38
X - Cedar Rapids	326,919	11.56
XI - Ankeny	547,797	19.37
XII - Sioux City	180,566	6.38
XIII - Council Bluffs	177,649	6.28
XIV - Creston	73,059	2.58
XV - Ottumwa	150,601	5.33
XVI - Burlington	<u>116,822</u>	<u>4.13</u>
TOTALS	2,828,323	100.00


*Information taken from reports as submitted by merged area.

TABLE 72

1973 ESTIMATED SIZE OF MERGED AREAS
(SQUARE MILES)

<u>Area</u>	<u>Estimated Square Miles</u>	<u>% of Total</u>
I - Calmar	4,857	8.66
II - Mason City	3,621	6.46
III - Estherville	2,935	5.24
IV - Sheldon	2,514	4.48
V - Fort Dodge	5,052	9.01
VI - Marshalltown	2,477	4.42
VII - Waterloo	2,740	4.89
IX - Davenport	2,466	4.40
X - Cedar Rapids	4,292	7.66
XI - Ankeny	6,560	11.70
XII - Sioux City	3,903	6.96
XII - Council Bluffs	4,454	7.95
XIV - Creston	3,804	6.79
XV - Ottumwa	4,755	8.48
XVI - Burlington	<u>1,623</u>	<u>2.90</u>
<u>TOTALS</u>	56,053	100.00

Fiscal Years 1967 Through 1975
General Fund



Actual Proposed

TABLE 74

GRADUATE FOLLOW-UP
STUDENTS COMPLETING SECONDARY SCHOOL PROGRAMS
DURING THE 1971-72 SCHOOL YEAR

The graduate follow-up data was collected by the Department of Public Instruction on the primary status of seniors, 1972 graduates one full year after graduation (status of graduates on or about June 1, 1973).

GRADUATES OF SECONDARY SCHOOLS IN MERGED AREA I

	In State			Out State			Total	%
	M	F	Total	M	F	Total		
STUDENTS CONTINUING EDUCATION								
4-Year College, Private	131	132	22	30	315	9.57		
4-Year College, Public	202	177	21	18	418	12.71		
Area Schools	27	241	-	-	468	14.22		
Comm. or Jr. Coll., Private	22	15	3	3	43	1.31		
Comm. or Jr. Coll., Public	-	-	7	12	19	.58		
Business, Trade, Tech Sch. Priv.	14	38	17	21	90	2.74		
Business, Trade, Tech Sch. Public	-	-	4	8	12	.36		
Nursing Other than Univ. or ADN	9	34	1	14	58	1.76		
Other Special Schools	-	16	5	5	26	.79		
Apprenticeship Training	7	1	-	-	8	.24		
TOTAL STUDENTS CONT. EDUC.	512	654	80	111	1,457	44.29		

GRADUATES OF SECONDARY SCHOOLS IN MERGED AREA II

	In State			Out State			Total	%
	M	F	Total	M	F	Total		
STUDENTS CONTINUING EDUCATION								
4-Year College, Private	71	70	13	28	180	7.84		
4-Year College, Public	134	120	19	21	294	12.48		
Area Schools	274	245	-	-	519	22.04		
Comm. or Jr. Coll., Private	28	30	4	8	70	2.97		
Comm. or Jr. Coll., Public	-	-	2	2	8	.34		
Business, Trade, Tech Sch. Priv.	17	51	11	17	96	4.08		
Business, Trade, Tech Sch. Public	-	-	3	3	6	.25		
Nursing Other than Univ. or ADN	2	15	-	4	21	.89		
Other Special Schools	1	4	4	3	12	.51		
Apprenticeship Training	13	2	2	-	17	.72		
TOTAL STUDENTS CONT. EDUC.	540	537	58	88	1,223	51.93		
Homemaker Only	-	139	9	4	152	6.45		
Active Military Service	50	5	43	1	99	4.20		
Deceased	2	-	-	-	2	.08		
Institutionalized	-	1	-	-	1	.04		
Unemployed	15	30	-	-	45	1.91		
Unknown	85	54	-	1	140	5.94		
TOTAL	152	229	52	6	439	18.64		
TOTAL STUDENTS EMPLOYED	428	247	9	9	693	29.43		
GRAND TOTAL OF ALL STUDENTS	1,120	1,013	119	103	2,355	100.00		

*Source: Iowa Guidance Survey, The Graduate - One Year After, State of Iowa, June, 1974

GRADUATES OF SECONDARY SCHOOLS IN MERGED AREA 111

	In State			Out State			Total	%
	M	F		M	F			
STUDENTS CONTINUING EDUCATION								
4-Year College, Private	51	56	18	24	149		9.65	
4-Year College, Public	84	59	38	54	235		15.22	
Area Schools	201	157	-	-	358		23.19	
Comm. or Jr. Coll., Private	8	18	1	8	35		2.27	
Comm. or Jr. Coll., Public	-	-	5	6	11		.71	
Business, Trade, Tech Sch. Private	7	29	6	27	69		4.47	
Business, Trade, Tech Sch. Public	-	-	5	5	10		.65	
Nursing Other than Univ. or ADM	1	12	-	9	22		1.42	
Other Special Schools	1	3	-	-	4		.26	
Apprenticeship Training	-	1	-	-	1		.06	
TOTAL STUDENTS CONT. EDUC.	353	335	73	133	894	894	57.90	

GRADUATES OF SECONDARY SCHOOLS IN MERGED AREA 112

	In State			Out State			Total	%
	M	F		M	F			
STUDENTS CONTINUING EDUCATION								
4-Year College, Private	118	71	16	32	237		17.58	
4-Year College, Public	44	44	48	35	171		12.69	
Area Schools	103	60	-	-	163		12.09	
Comm. or Jr. Coll., Private	5	5	-	1	11		.82	
Comm. or Jr. Coll., Public	-	-	16	4	20		1.48	
Business, Trade, Tech Sch. Private	1	24	20	57	102		7.57	
Business, Trade, Tech Sch. Public	-	-	8	16	24		1.78	
Nursing Other than Univ. or ADM	-	16	4	22	42		3.12	
Other Special Schools	2	4	-	6	12		.89	
Apprenticeship Training	-	1	1	-	2		.15	
TOTAL STUDENTS CONT. EDUC.	273	225	113	173	784	784	58.16	

GRADUATES OF SECONDARY SCHOOLS IN MERGED AREA 113

	In State			Out State			Total	%
	M	F		M	F			
STUDENTS CONTINUING EDUCATION								
4-Year College, Private	118	71	16	32	237		17.58	
4-Year College, Public	44	44	48	35	171		12.69	
Area Schools	103	60	-	-	163		12.09	
Comm. or Jr. Coll., Private	5	5	-	1	11		.82	
Comm. or Jr. Coll., Public	-	-	16	4	20		1.48	
Business, Trade, Tech Sch. Private	1	24	20	57	102		7.57	
Business, Trade, Tech Sch. Public	-	-	8	16	24		1.78	
Nursing Other than Univ. or ADM	-	16	4	22	42		3.12	
Other Special Schools	2	4	-	6	12		.89	
Apprenticeship Training	-	1	1	-	2		.15	
TOTAL STUDENTS CONT. EDUC.	273	225	113	173	784	784	58.16	
Homemaker Only		76	-	4	80		5.93	
Active Military Service	5	-	17	7	29		2.15	
Deceased	3	-	-	-	3		.22	
Institutionalized	1	-	-	-	1		.07	
Unemployed	8	9	1	-	18		1.34	
Unknown	14	11	1	1	27		2.00	
TOTAL	31	96	19	12	158	158	11.72	
TOTAL STUDENTS EMPLOYED	227	128	26	25	406	406	30.12	
GRAND TOTAL OF ALL STUDENTS	531	449	158	210	1,348	1,348	100.00	

TABLE 74 (continued)

GRADUATE FOLLOW-UP (CONTINUED)

GRADUATES OF SECONDARY SCHOOLS IN MERGED AREA V

GRADUATES OF SECONDARY SCHOOLS IN MERGED AREA VI

	In State		Out State		Total	%
	M	F	M	F		
STUDENTS CONTINUING EDUCATION						
4-Year College, Private	109	90	39	37	275	9.24
4-Year College, Public	202	189	50	52	494	16.61
Area Schools	376	339	-	-	715	24.03
Comm. or Jr. Coll., Private	22	20	3	5	50	1.68
Comm. or Jr. Coll., Public	-	-	3	-	3	.10
Business, Trade, Tech Sch. Private	25	77	11	37	150	5.04
Business, Trade, Tech Sch. Public	-	-	-	2	2	.07
Nursing Other than Univ. or ADN	-	47	-	4	51	1.71
Other Special Schools	2	10	1	-	13	.44
Apprenticeship Training	4	-	-	-	4	.13
TOTAL STUDENTS CONT. EDUC.	741	772	107	137	1,752	59.06

	In State		Out State		Total	%
	M	F	M	F		
STUDENTS CONTINUING EDUCATION						
4-Year College, Private	65	50	27	29	171	9.72
4-Year College, Public	124	112	23	11	270	15.35
Area Schools	187	189	-	-	376	21.38
Comm. or Jr. Coll., Private	11	13	1	1	26	1.48
Comm. or Jr. Coll., Public	-	-	-	3	3	.17
Business, Trade, Tech Sch. Private	18	34	4	1	57	3.24
Business, Trade, Tech Sch. Public	-	-	-	1	1	.06
Nursing Other than Univ. or ADN	1	18	-	3	22	1.25
Other Special Schools	4	1	2	2	9	.51
Apprenticeship Training	7	1	-	-	8	.45
TOTAL STUDENTS CONT. EDUC.	417	418	57	51	943	53.61

318

Homemaker Only	2	116	-	14	132	7.50
Active Military Service	11	5	50	2	68	3.87
Deceased	2	2	-	-	4	.23
Institutionalized	-	1	-	-	1	.06
Unemployed	17	11	1	1	30	1.71
Unknown	35	32	3	3	73	4.15
TOTAL	67	167	54	20	308	17.51

TOTAL STUDENTS EMPLOYED	308	186	6	8	508	28.88
--------------------------------	------------	------------	----------	----------	------------	--------------

GRAND TOTAL OF ALL STUDENTS	792	771	117	79	1,759	100.00
------------------------------------	------------	------------	------------	-----------	--------------	---------------

6

	In State		Out State		Total	%
	M	F	M	F		
STUDENTS CONTINUING EDUCATION						
4-Year College, Private	109	90	39	37	275	9.24
4-Year College, Public	202	189	50	52	494	16.61
Area Schools	376	339	-	-	715	24.03
Comm. or Jr. Coll., Private	22	20	3	5	50	1.68
Comm. or Jr. Coll., Public	-	-	3	-	3	.10
Business, Trade, Tech Sch. Private	25	77	11	37	150	5.04
Business, Trade, Tech Sch. Public	-	-	-	2	2	.07
Nursing Other than Univ. or ADN	-	47	-	4	51	1.71
Other Special Schools	2	10	1	-	13	.44
Apprenticeship Training	4	-	-	-	4	.13
TOTAL STUDENTS CONT. EDUC.	741	772	107	137	1,752	59.06

Homemaker Only	2	170	-	12	182	6.12
Active Military Service	53	5	81	10	149	5.01
Deceased	1	1	-	-	2	.07
Institutionalized	-	-	-	-	-	.00
Unemployed	21	34	-	2	57	1.92
Unknown	39	36	-	1	76	2.55
TOTAL	114	246	81	25	466	15.66

TOTAL STUDENTS EMPLOYED	463	259	15	15	752	25.28
--------------------------------	------------	------------	-----------	-----------	------------	--------------

GRAND TOTAL OF ALL STUDENTS	1,318	1,277	203	177	2,975	100.00
------------------------------------	--------------	--------------	------------	------------	--------------	---------------

GRADUATES OF SECONDARY SCHOOLS IN MERGED AREA VI

GRADUATES OF SECONDARY SCHOOLS IN MERGED AREA VII

	In State			Out State			Total	%
	M	F	T	M	F	T		
STUDENTS CONTINUING EDUCATION								
4-Year College, Private	81	103	29	35	29	248	7.52	11.21
4-Year College, Public	339	301	21	21	29	690	20.92	15.92
Area Schools	183	138	-	-	-	321	9.73	9.90
Comm. or Jr. Coll., Private	16	17	4	4	6	43	1.30	3.31
Comm. or Jr. Coll., Public	-	-	1	3	4	4	.12	.64
Business, Trade, Tech Sch. Private	15	69	14	20	118	3.58	3.77	3.77
Business, Trade, Tech Sch. Public	-	-	1	-	1	1	.03	.13
Nursing Other than Univ. or ADN	-	34	2	4	40	1.21	1.21	1.33
Other Special Schools	2	17	2	2	1	22	.67	.49
Apprenticeship Training	7	3	-	-	10	10	.30	1.21
TOTAL STUDENTS CONT. EDUC.	643	682	80	92	1,497	45.39	45.39	47.90
STUDENTS CONTINUING EDUCATION								
Homemaker Only	-	184	1	17	202	6.12	6.12	3.41
Active Military Service	73	9	89	7	178	5.40	5.40	5.41
Deceased	1	1	-	-	2	.06	.06	.15
Institutionalized	1	-	-	-	1	.03	.03	.06
Unemployed	45	99	1	1	146	4.43	4.43	2.56
Unknown	72	73	1	1	147	4.46	4.46	11.77
TOTAL	192	366	92	26	676	20.50	20.50	23.36
TOTAL STUDENTS EMPLOYED								
TOTAL STUDENTS EMPLOYED	646	432	21	26	1,125	34.11	34.11	28.74
GRAND TOTAL OF ALL STUDENTS	1,481	1,480	193	144	3,298	100.00	100.00	100.00

	In State			Out State			Total	%
	M	F	T	M	F	T		
STUDENTS CONTINUING EDUCATION								
4-Year College, Private	170	134	56	77	437	11.21	11.21	11.21
4-Year College, Public	298	226	55	42	621	15.92	15.92	15.92
Area Schools	213	173	-	-	386	9.90	9.90	9.90
Comm. or Jr. Coll., Private	69	54	1	5	129	3.31	3.31	3.31
Comm. or Jr. Coll., Public	-	-	12	13	25	.64	.64	.64
Business, Trade, Tech Sch. Private	36	92	13	6	147	3.77	3.77	3.77
Business, Trade, Tech Sch. Public	-	-	3	2	5	.13	.13	.13
Nursing Other than Univ. or ADN	5	31	2	14	52	1.33	1.33	1.33
Other Special Schools	5	6	2	6	19	.49	.49	.49
Apprenticeship Training	38	4	5	-	47	1.21	1.21	1.21
TOTAL STUDENTS CONT. EDUC.	834	720	149	165	1,868	47.90	47.90	47.90
STUDENTS CONTINUING EDUCATION								
Homemaker Only	1	127	-	5	133	3.41	3.41	3.41
Active Military Service	58	8	127	18	211	5.41	5.41	5.41
Deceased	5	1	-	-	6	.15	.15	.15
Institutionalized	2	-	-	-	2	.06	.06	.06
Unemployed	50	41	2	7	100	2.56	2.56	2.56
Unknown	235	209	10	5	459	11.77	11.77	11.77
TOTAL	351	386	139	35	911	23.36	23.36	23.36
TOTAL STUDENTS EMPLOYED								
TOTAL STUDENTS EMPLOYED	602	427	48	44	1,121	28.74	28.74	28.74
GRAND TOTAL OF ALL STUDENTS	1,787	1,533	336	244	3,900	100.00	100.00	100.00

20

GRADUATES OF SECONDARY SCHOOLS IN MERGED AREA X

GRADUATES OF SECONDARY SCHOOLS IN MERGED AREA XI

	In State			Out State			Total	%
	M	F	T	M	F	T		
STUDENTS CONTINUING EDUCATION								
4-Year College, Private	154	460	45	52	411	10.04	801	10.00
4-Year College, Public	388	341	67	73	899	21.96	1,512	18.88
Area Schools	247	248	-	-	495	12.09	949	11.85
Comm. or Jr. Coll., Private	5	9	1	7	22	.54	286	3.57
Comm. or Jr. Coll., Public	-	-	5	11	16	.39	6	.07
Business, Trade, Tech Sch. Private	28	49	5	12	94	2.30	227	2.83
Business, Trade, Tech Sch. Public	-	-	5	10	15	.37	8	.10
Nursing Other than Univ. or ADN	1	41	3	1	46	1.12	95	1.19
Other Special Schools	3	13	1	1	18	.44	138	1.72
Apprenticeship Training	15	-	-	-	15	.37	30	.37
TOTAL STUDENTS CONT. EDUC.	841	891	132	167	2,031	49.61	4,052	50.59
STUDENTS CONT. EDUC.								
Homemaker Only	2	208	-	16	226	5.52	374	4.67
Active Military Service	34	3	144	21	202	4.93	368	4.59
Deceased	6	1	-	-	7	.17	7	.09
Institutionalized	4	1	-	-	5	.12	2	.02
Unemployed	38	61	2	-	101	2.47	332	4.14
Unknown	111	111	2	1	225	5.50	291	3.63
TOTAL	195	385	148	38	766	18.71	1,374	17.15
TOTAL STUDENTS EMPLOYED	749	505	17	26	1,297	31.68	2,584	32.26
GRAND TOTAL OF ALL STUDENTS	1,785	1,791	297	231	4,094	100.00	8,010	100.00

GRADUATES OF SECONDARY SCHOOLS IN MERGED AREA XII

GRADUATES OF SECONDARY SCHOOLS IN MERGED AREA XIII

	In State		Out State		Total	%
	M	F	M	F		
STUDENTS CONTINUING EDUCATION						
4-Year College, Private	146	113	34	50	343	12.25
4-Year College, Public	175	129	111	74	489	17.46
Area Schools	171	159	-	-	330	11.78
Comm. or Jr. Coll., Private	11	14	5	6	36	1.29
Comm. or Jr. Coll., Public	-	-	3	5	8	.29
Business, Trade, Tech Sch. Private	13	40	15	38	106	3.78
Business, Trade, Tech Sch. Public	-	-	3	1	4	.14
Nursing Other than Univ. or ADN	1	40	-	8	49	1.75
Other Special Schools	3	12	4	5	24	.86
Apprenticeship Training	15	5	1	-	21	.75
TOTAL STUDENTS CONT. EDUC.	535	512	176	187	1,410	50.34
Homemaker Only	1	149	-	12	162	5.78
Active Military Service	19	15	108	9	151	5.39
Deceased	2	3	-	-	5	.18
Institutionalized	3	-	-	-	3	.11
Unemployed	18	22	-	4	44	1.57
Unknown	40	34	4	6	84	3.00
TOTAL	83	223	112	31	449	16.03
TOTAL STUDENTS EMPLOYED	488	381	45	28	942	33.63
GRAND TOTAL OF ALL STUDENTS	1,106	1,116	333	246	2,801	100.00

	In State		Out State		Total	%
	M	F	M	F		
STUDENTS CONTINUING EDUCATION						
4-Year College, Private	56	53	75	66	250	9.06
4-Year College, Public	353	110	83	86	632	15.66
Area Schools	170	145	-	-	315	11.34
Comm. or Jr. Coll., Private	4	4	1	2	11	.40
Comm. or Jr. Coll., Public	-	-	2	2	4	.14
Business, Trade, Tech Sch. Private	6	32	26	31	95	3.44
Business, Trade, Tech Sch. Public	-	-	9	4	13	.47
Nursing Other than Univ. or ADN	-	27	-	21	48	1.74
Other Special Schools	2	13	4	5	24	.87
Apprenticeship Training	6	-	2	-	8	.29
TOTAL STUDENTS CONT. EDUC.	397	382	202	217	1,198	43.42
Homemaker Only	1	154	-	27	182	6.60
Active Military Service	6	1	116	14	137	4.97
Deceased	3	-	-	1	4	.14
Institutionalized	2	1	-	-	3	.11
Unemployed	22	24	2	4	52	1.88
Unknown	12	16	6	3	37	1.34
TOTAL	46	196	124	49	415	15.04
TOTAL STUDENTS EMPLOYED	476	293	163	214	1,146	41.54
GRAND TOTAL OF ALL STUDENTS	919	871	489	480	2,759	100.00

3222

GRADUATES OF SECONDARY SCHOOLS IN MERGED AREA XIV

GRADUATES OF SECONDARY SCHOOLS IN MERGED AREA XV

STUDENTS CONTINUING EDUCATION

	In State		Out State		Total	%
	M	F	M	F		
4-Year College, Private	42	37	13	21	113	8.80
4-Year College, Public	73	40	32	32	177	13.79
Area Schools	125	99	-	-	224	17.45
Comm. or Jr. Coll., Private	3	6	2	2	13	1.01
Comm. or Jr. Coll., Public	-	-	4	1	5	.39
Business, Trade, Tech Sch., Private	12	35	10	13	70	5.45
Business, Trade, Tech Sch., Public	-	-	2	5	7	.55
Nursing Other than Univ. or ADN	1	17	-	6	24	1.87
Other Special Schools	-	14	-	3	17	1.32
Apprenticeship Training	13	11	3	-	27	2.10
TOTAL STUDENTS CONT. EDUC.	269	259	66	85	677	52.73

TOTAL STUDENTS CONT. EDUC.

Homemaker Only	5	93	-	10	108	8.41
Active Military Service	12	1	36	2	51	3.97
Deceased	2	-	-	-	2	.16
Institutionalized	-	-	-	-	-	.00
Unemployed	7	1	-	-	8	.62
Unknown	12	10	1	-	23	1.79
TOTAL	38	105	37	12	192	14.95
TOTAL STUDENTS EMPLOYED	252	132	19	12	415	32.32
GRAND TOTAL OF ALL STUDENTS	559	496	122	107	1,284	100.00

GRAND TOTAL OF ALL STUDENTS

STUDENTS CONTINUING EDUCATION

	In State		Out State		Total	%
	M	F	M	F		
4-Year College, Private	98	102	21	30	251	9.84
4-Year College, Public	130	103	25	37	295	11.56
Area Schools	183	131	-	-	314	12.31
Comm. or Jr. Coll., Private	61	59	2	4	126	4.94
Comm. or Jr. Coll., Public	-	-	2	2	4	.16
Business, Trade, Tech Sch., Private	27	41	5	8	81	3.18
Business, Trade, Tech Sch., Public	-	-	-	1	1	.04
Nursing Other than Univ. or ADN	-	21	-	-	21	.82
Other Special Schools	6	14	3	2	25	.98
Apprenticeship Training	4	-	-	-	4	.16
TOTAL STUDENTS CONT. EDUC.	509	471	58	84	1,122	43.98

TOTAL STUDENTS CONT. EDUC.

Homemaker Only	-	264	-	12	276	10.82
Active Military Service	32	1	82	9	124	4.86
Deceased	4	2	-	-	6	.24
Institutionalized	1	-	-	-	1	.04
Unemployed	38	53	-	-	91	3.57
Unknown	20	23	-	1	44	1.72
TOTAL	95	343	82	22	542	21.25
TOTAL STUDENTS EMPLOYED	534	314	22	17	887	34.77
GRAND TOTAL OF ALL STUDENTS	1,138	1,128	162	123	2,551	100.00

GRAND TOTAL OF ALL STUDENTS

GRADUATES OF SECONDARY SCHOOLS IN MERGED AREA XVI

GRADUATE FOLLOW-UP (CONTINUED)

TOTAL GRADUATES OF ALL SECONDARY SCHOOLS

	In State		Out State		Total	%	In State		Out State		Total	
	M	F	M	F			M	F	M	F		
STUDENTS CONTINUING EDUCATION												
4-Year College, Private	48	54	21	21	144	9.75	1,636	1,512	528	649	4,325	9.96
4-Year College, Public	69	52	18	21	160	10.83	3,017	2,663	756	721	7,157	16.47
Area Schools	190	185	-	-	375	25.39	3,348	2,938	-	-	6,306	14.51
Comm. or Jr. Coll., Private	2	1	3	9	15	1.02	422	310	107	77	916	2.11
Comm. or Jr. Coll., Public	-	-	1	1	2	.14	-	-	66	72	138	.32
Business, Trade, Tech Sch., Private	5	22	6	7	40	2.71	288	749	185	320	1,542	3.55
Business, Trade, Tech Sch., Public	-	-	1	-	1	.07	-	-	50	60	110	.25
Nursing Other than Univ. or ADN	-	11	-	4	15	1.02	22	450	12	122	606	1.39
Other Special Schools	2	16	1	-	19	1.29	51	210	47	74	382	.88
Apprenticeship Training	1	3	1	-	5	.34	157	35	15	-	207	.48
TOTAL STUDENTS CONT. EDUC.	317	344	52	63	776	52.54	8,941	8,887	1,766	2,095	21,689	49.92

Homemaker Only	15	2,319	10	191	2,535	5.83	15	2,319	10	191	2,535	5.83
Active Military Service	2	1	60	11	74	5.01	621	79	1,253	141	2,094	4.82
Deceased	2	2	-	-	4	.27	42	18	-	1	61	.14
Institutionalized	-	-	-	-	-	.00	17	4	-	-	21	.05
Unemployed	10	18	-	3	31	2.10	494	616	16	24	1,150	2.65
Unknown	20	30	2	2	54	3.66	921	867	35	27	1,850	4.26
TOTAL	34	113	62	23	232	15.71	2,110	3,903	1,314	384	7,711	17.75
TOTAL STUDENTS EMPLOYED	258	174	12	25	469	31.75	7,733	5,268	496	548	14,045	32.33
GRAND TOTAL OF ALL STUDENTS	609	631	126	111	1,477	100.00	18,784	18,058	3,576	3,027	43,445	100.00

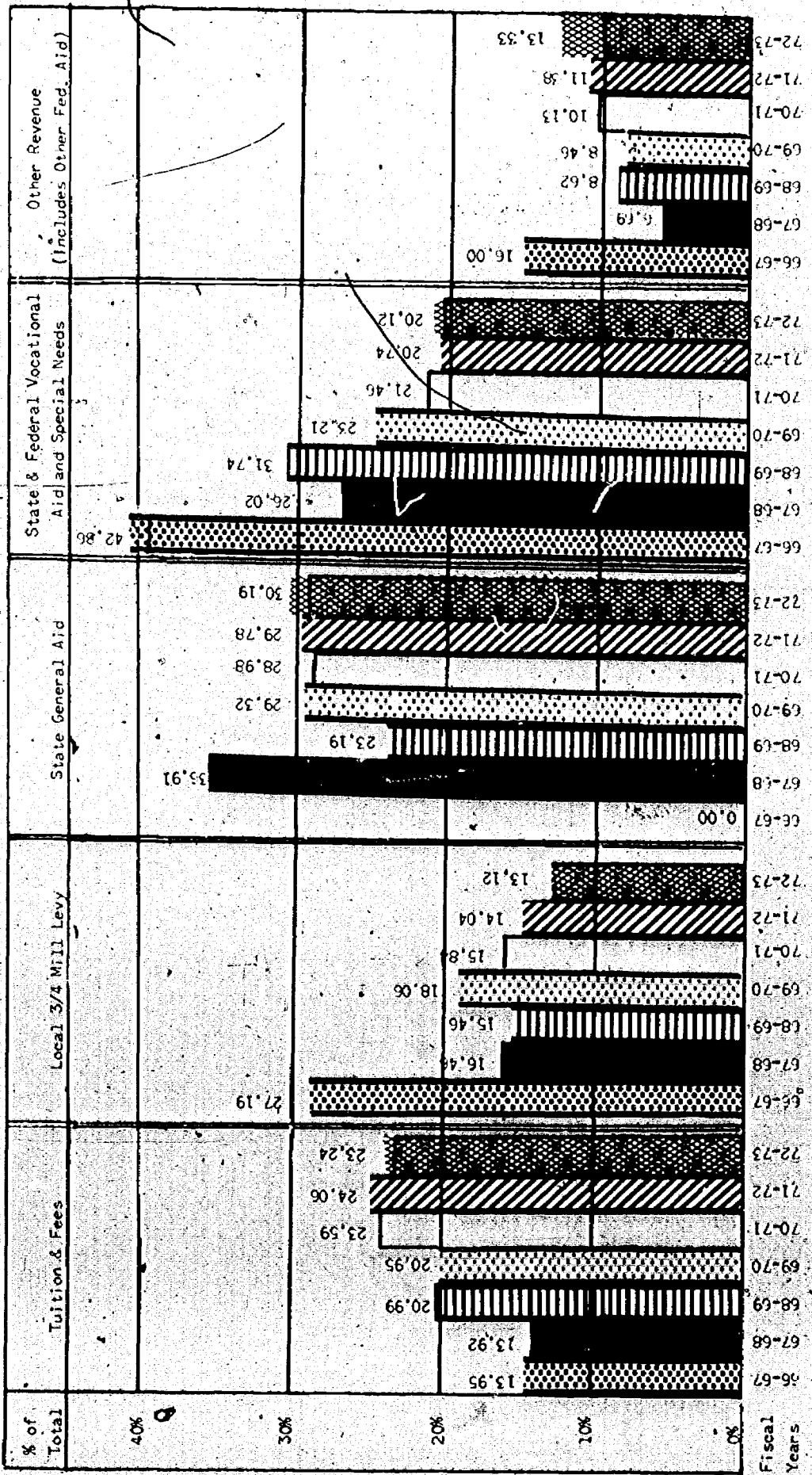
ALL PERCENTAGE FIGURES HAVE BEEN ROUNDED.

AUG 23 1974

UNIVERSITY OF CALIF LOS ANGELES

TABLE 75

AREA SCHOOLS
COMPARISON OF GENERAL FUND REVENUE SOURCES*
Fiscal Years 1967-73



* Use of unrestricted funds not included.

