

DOCUMENT RESUME

ED 091 882

EC 061 996

AUTHOR Van Etten, Carlene, Comp.
 TITLE Directory of Head Start Instructional Materials.
 INSTITUTION Council for Exceptional Children, Reston, Va. Head Start Information Project.
 SPONS AGENCY Bureau of Education for the Handicapped (DHEW/OE), Washington, D.C.; Office of Child Development (DHEW), Washington, D.C.
 PUB DATE 74
 NOTE 25p.; Handicapped Children in Head Start Series
 AVAILABLE FROM Council for Exceptional Children, 1920 Association Drive, Reston, Virginia 22091

EDRS PRICE MF-\$0.75 HC-\$1.85 PLUS POSTAGE
 DESCRIPTORS *Annotated Bibliographies; Auditory Perception; Concept Formation; *Early Childhood Education; *Exceptional Child Education; Handicapped Children; *Instructional Materials; Number Concepts; Perceptual Motor Coordination; Visual Perception
 IDENTIFIERS *Project Head Start

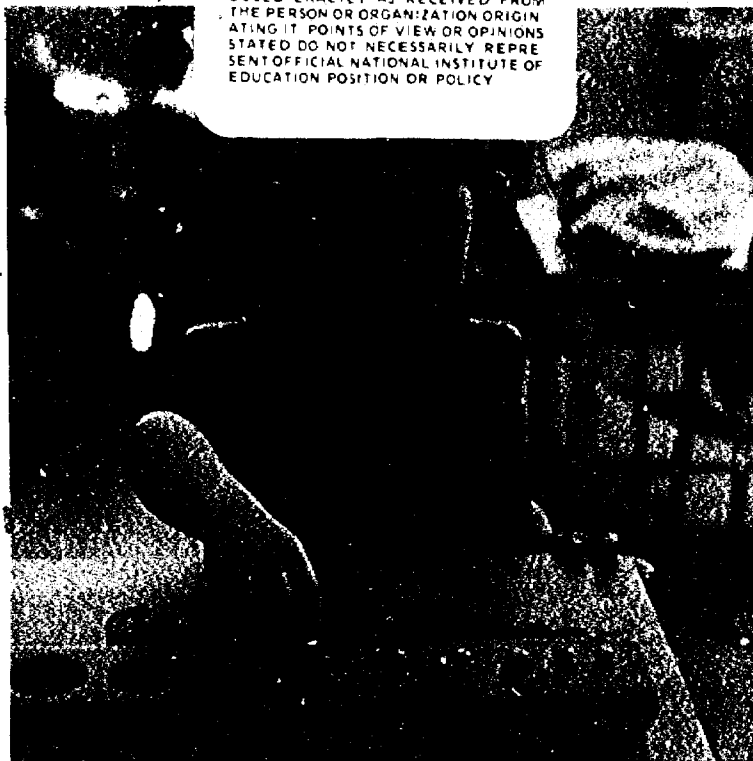
ABSTRACT

The annotated bibliography contains approximately 71 listings of instructional materials for Head Start teachers serving handicapped children. Teachers using the bibliography are advised to think first in terms of instructional requirements rather than the handicapping condition of the child. Materials are listed in terms of the following categories (numbers of materials for categories are in parentheses): letters/letter recognition (6), size/shape (6), form/shape (9), and color/color recognition (6) in the area of visual discrimination; listening skills (3) and sound-symbol relationships (3) in the area of auditory discrimination; eye-hand manipulatives (9) and body image/self-concept (4) in the area of perceptual motor development; concept development/general knowledge development (10); language stimulation/development (6); and number readiness in the area of basic number concepts (9). Given for each material are title, source, cost, purpose or objectives, description, and a note on unusual features (if appropriate). Listed with addresses are publishers and/or distributors of the materials. (MC)

HANDICAPPED CHILDREN IN HEAD START SERIES

U.S. DEPARTMENT OF HEALTH,
EDUCATION & WELFARE
NATIONAL INSTITUTE OF
EDUCATION

THIS DOCUMENT HAS BEEN REPRODUCED EXACTLY AS RECEIVED FROM THE PERSON OR ORGANIZATION ORIGINATING IT. POINTS OF VIEW OR OPINIONS STATED DO NOT NECESSARILY REPRESENT OFFICIAL NATIONAL INSTITUTE OF EDUCATION POSITION OR POLICY.



DIRECTORY OF HEAD START INSTRUCTIONAL MATERIALS

HEAD START INFORMATION PROJECT
THE COUNCIL FOR EXCEPTIONAL CHILDREN
1920 ASSOCIATION DRIVE
RESTON, VIRGINIA 22091

ED 091882

9160976

ERIC
Full Text Provided by ERIC

ED 091882

Directory of
Head Start Instructional Materials
1974

The Council for Exceptional Children
Head Start Information Project

Compiled by
Carlene Van Etten

To Use This Document

Instructional materials, games, and toys can be neatly grouped by category. Children, however, including handicapped children do not fall into well defined categories even though we as professionals label them as if they do. Therefore, this document does not provide sources of material for the retarded child, or the hard of hearing, or the visually impaired child. It does provide sources of materials for any child, whatever the handicap, who has a particular instructional need.

This document has been divided into major areas of instruction with subareas indicated as important by Head Start personnel. Since the material is listed by the instructional objective or purpose it is designed to fulfill, the most successful use of this document depends upon a careful definition of the child's needs. When using this bibliography, it is important to think first in terms of instructional requirements not the handicapping condition of the child. For example, if you have a visually impaired child with whom you want to work on form recognition, then your instructional need is for material to teach form recognition. The "special note" section of each entry will indicate if the material has special application or is particularly desirable for the visually impaired child.

An outline of the major areas and subareas under which materials are listed in this bibliography is presented below. If you are searching for a specific kind of material, find the major area which most nearly meets your needs. If that category has subareas, then you may be even more specific.

- I. Visual Discrimination
 - A. Letters/Letter Recognition
 - B. Size/Shape
 - C. Form/Shape
 - D. Color/Color Recognition
- II. Auditory Discrimination
 - A. Listening Skills
 - B. Sound-Symbol Relationships
- III. Perceptual-Motor Development
 - A. Eye-Hand Manipulatives
 - B. Body Image/Self Concept
- IV. Concept Development/General Knowledge Development
- V. Language Stimulation/Development
- VI. Number Readiness/Basic Number Concepts

About This Document

This document is designed as an instructional materials resource for Head Start teachers serving handicapped children. Information obtained in a survey of selected Head Start directors and teachers helped in formulation of the final product presented herein.

This document can best be described as an extended annotated bibliography. Each entry appears with the following format:

Title:

Source: (Publisher or Distributor)

Cost: (May vary slightly from listing in bibliography)

Purpose of Objectives: (When publisher or manual provides, document gives this exact information)

Brief Description: (Some of the materials listed are intended to teach children to be aware of the skill. Others are designed to teach a skill, while still others are designed to reinforce a skill)

Special Note: (If the item has some special feature or application, it will be noted here)

The final pages of this document contain addresses of publishers and distributors presented in this bibliography.

I. VISUAL DISCRIMINATION

A. Letters/Letter Recognition

Title: Follow the Dots Alphabet Cards (Motivation Activity Cards).

Source: Singer/SVE.

Cost: \$5.95.

Purpose or Objectives: To teach letter reproduction and letter recognition.

Brief Description: This set consists of 26 plastic laminated cards. To use this set the children must have some number sequencing ability so they may reproduce a large capital letter. Each card also contains key word pictures. This is a good one to use to reinforce letter recognition rather than teach recognition.

Title: Language Board.

Source: STEP.

Cost: \$19.95.

Purpose or Objectives: To teach letter recognition.

Brief Description: The language board and chips are made of high impact plastic. The board is 13 x 19 inches. Each letter piece is keyed to fit only in the proper place on the base board. The etched groove of the letter form allows the child to feel plus trace the letters on paper. This set includes either upper or lower case letters.

Special Note: This is an excellent material. It teaches both sequencing and letter recognition. And the children can't make a mistake.

Title: Muppet Alphabet Carry About.

Source: Childcraft.

Cost? \$5.95.

Purpose or Objective: To provide material to teach alphabet awareness.

Brief Description: This material stars the Muppets from Sesame Street. It contains 26 songs and stories about the alphabet. There are 7 45-RPM records and 26 8-page booklets, each cut in the shape of the various alphabet letters.

Title: Alphabet Lace-A-Shape.

Source: Trend Enterprises.

Cost: \$2.50.

Purpose or Objectives: To teach alphabet letters and sequencing.

Brief Description: There are 20 Lace-A-Shape cards in each set. The children are to lace from A to Z. The a is marked on each card as an added clue as to where to start. There are four different topics in this series: (1) Dinosaurs, (2) Favorite Things. (3) Number Dolls, and (4) Animal Friends. Colored plastic laces are included.

Title: Groovy Letters--Manuscript.

Source: Ideal.

Cost: Upper Case, \$5.50; Lower Case, \$5.50

Purpose or Objective: To teach alphabet letters and develop fine motor coordination skills.

Brief Description: These cards are plastic laminated and contain 3 inch letters placed on ruled lines. The first letter is grooved so the child can follow with his fingers. He then traces a demonstration letter and finally forms the letter on his own.

Special Note: The grooved letters and large print make this especially suitable for the visually impaired child.

Title: Tactile Trace Alphabet Plates.

Source: Cleo.

Cost: \$54.50.

Purpose or Objectives: To provide a multisensory system for teaching letter recognition.

Brief Description: The complete set of Alphabet Plates consists of upper and lower case plates, numerals, and a diagnostic checklist packet. A teacher guide explains the tactile-kinesthetic theory and outlines procedures for using these plates. The plates are of heavy gauge white plastic. Letters are raised 1/4 inch above the surface. Letters are pebble textured. Each plate has a hand notch for spatial orientation.

Special Note: These letters are excellent for use with visually impaired children.

B. Size/Shape

Title: Size and Shape Puzzles with Knobs.

Source: Childcraft.

Cost: \$6.95 each.

Purpose or Objectives: To emphasize size and shape discrimination.

Brief Description: This collection of 8 puzzles starts with simple problems and progresses to more difficult perceptual problems. The puzzles range from 4 to 9 pieces with each puzzle part having its own knob. Puzzle contents cover flowers, fish, birds, kites, etc.

Special Note: These are especially good for the child with poor motor coordination.

Title: Fit-a-Square, Fit-a-Circle.

Source: Childcraft.

Cost: \$7.00.

Purpose or Objectives: To teach size discrimination.

Brief Description: These puzzles are of a rubber type material. Green and white colors are used to build the square and yellow and black for circles. These particular puzzles provide a concrete visible means of learning about size relationship.

Title: ETA Wooden Stacking Cubes.

Source: ETA.

Cost: \$6.95.

Purpose or Objectives: To teach size discrimination.

Brief Description: This is a set of 5 cubes, each a different color. The cubes are made to fit inside one another or stack on top of each other. The corners of the cubes are rounded for safety.

Special Note: This is a good set to use with very young children. The colors are bright and the rounded corners are a good safety feature.

Title: Formboards--Size.

Source: Ideal.

Cost: \$5.75.

Purpose or Objectives: To teach children to make size discriminations.

Brief Description: These 3 x 11 inch formboards are made of rubber-like tactimat. This set includes 5 boards. Each board contains a single item which varies in size (6 items) from small to large.

Special Note: To make the task more advanced children may be required to sort the contents without benefit of the formboard.

Title: Size Board.

Source: ETA.

Cost: \$14.60.

Purpose or Objectives: To teach very elementary size perception.

Brief Description: This wood board with its insets has spaces for only a big block and a little block. There are two types of handles, a drawer pull and a spool type handle. First blocks of the same color can be used; then color can be added to teach color recognition at the same time.

Special Note: A good selection for very young or motorically impaired.

Title: Circle Board.

Source: ETA.

Cost: \$16.65.

Purpose or Objectives: To teach size perception.

Brief Description: There are 5 forms (circles) on this board, with each circle being 1/2 inch different in diameter than the next. This provides a good large spool type knob.

Special Note: Very easy to grasp and manipulate.

C. Form/Shape

Title: Sequential Sorting Box.

Source: Childcraft.

Cost: \$8.95.

Purpose or Objectives: To teach shape discrimination at various rates of development.

Brief Description: This sorting box has 6 interchangeable panels. The panels start with a simple single shape and then increase in difficulty. The panel covers slip in at a slope to provide good visibility. It also has a nonskid base. A hinged lid allows for retrieval of the shapes. Each piece fits only one opening. There are 15 shapes, 3 each of the 5 different geometric solids.

Special Note: The slope of this box, plus the nonskid base, makes this particular sorting box attractive for a variety of handicapping conditions.

Title: Shape Concept Forms.

Source: Childcraft.

Cost: \$16.50.

Purpose or Objectives: To teach shape discrimination.

Brief Description: This set of 8 cutout forms and insets can be fitted together, or the cutouts, each with a knob, can be used as templates for training.

Special Note: Having each geometric form available as a separate unit makes it easy and convenient to program for the handicapped child.

Title: Reading Shape Set.

Source: Childcraft.

Cost: \$5.95.

Purpose or Objectives: To teach shape discrimination.

Brief Description: This material teaches geometric shape matching through large size dominoes. Instructions include ideas for several games. The dominoes are stored in a fabric bag.

Special Note: The dominoes are large and clean and are useable with visually impaired children.

Title: Shapes and Colors Floor Game.

Source: Singer/SVE.

Cost: \$12.50.

Purpose or Objectives: To reinforce shape (also color) recognition.

Brief Description: The mylar coated mat is covered with geometric shapes in various colors. The player uses a spinner to find out which shape (or color) he is to follow to move from one end of the mat to the other.

Special Note: Forms are big enough that visually impaired children can use this game.

Title: Recognition of Shapes (Motivator Activity Cards).

Source: Singer/SVE.

Cost: \$2.95.

Purpose or Objectives: To teach shape recognition.

Brief Description: This game is played on 8 1/2 x 11 inch plastic laminated cards. Students circle the appropriate shape as directed with a wax crayon.

At the end of the game, the card is wiped clean and is ready to be used again. This set has 8 different cards.

Title: Form Board.

Source: Playskool/Milton Bradley.

Cost: \$3.00.

Purpose or Objectives: To teach shape and color recognition.

Brief Description: This form board is divided into 4 different units. The cutouts may be matched first by color cue, later by just form.

Special Note: This is a good board to begin with. Spools can be attached with wood glue to provide an inexpensive form board for children with severe motor handicaps.

Title: Formboards---Shape.

Source: Ideal.

Cost: \$5.75.

Purpose or Objectives: To identify and match objects. To see and differentiate objects in the visual field.

Brief Description: These form boards are 3 x 11 inches and are made of rubber-like tactilmat. This set includes 5 formboards: (1) squares, (2) circles, (3) triangles, (4) triangle and circles, and (5) a square-circle combination. Children fit the forms into the appropriate places on the base.

Title: Shapes in Thing:

Source: Ideal.

Cost: \$8.00

Purpose or Objectives: To teach shape discrimination

Brief Description: This material consists of 16, plastic coated 8 1/2 x 11 inch cards that have colored vinyl pieces to match the pictures on the cards. This is a good material to use after shape recognition and labels are well learned.

Title: Photo Lotto.

Source: Childcraft.

Cost: \$3.95

Purpose or Objectives: To teach matching skills (form/shape).

Brief Description: This lotto game uses color photographs of familiar objects. There is a duplicate playing card to match each of the photos on the playing board. There are 6 different boards, with 9 photos on each board.

Special Note: This is an especially good lotto game because the pictures are real. There are many lotto games available, but artistic representations sometimes destroy their value. If you have a child who has a conceptual learning difficulty or a perceptual problem a modernistic rooster or a psychedelic sun may not look like anything to this child.

D. Color/Color Recognition

Title: Jumbo Color Dominoes or Jumbo Animal Dominoes.

Source: Playskool/Milton Bradley.

Cost: Color Dominoes, \$8.00; Animal Dominoes, \$7.00.

Purpose or Objectives: To teach matching and discrimination skills.

Brief Description: These dominoes are of hard maple with a natural finish. They

double sizes. The animal dominoes are the same except the matching is done with color coded animals.

Title: Color Gradation Cards.

Source: Ideal.

Cost: \$2.75.

Purpose or Objectives: To develop color perception and to promote color recognition.

Brief Description: These cards are designed to get students to expand color concepts. This set consists of 35 2 inch x 2 1/2 inch cards. Each color family has 5 cards varying in shade from light to dark. This should be used after a label is attached to the color to teach further discrimination skills.

Special Note: This is a good perceptual sorting activity as well as being helpful in getting students to generalize color across several shades.

Title: Color Cards.

Source: Ideal.

Cost: \$2.75.

Purpose or Objective: To develop color recognition and promote visual discrimination.

Brief Description: These color cards are designed to be used with a peg board if desired. The set contains large color cards as well as matching 2 X 2 inch color chips. The smaller cards are designed for use with a mystery bag or can be used in a variety of matching games.

Title: Match Colors Bingo (Motivator Activity Cards).

Source: Singer/SVE.

Cost: \$2.95.

Purpose or Objectives: To teach color matching.

Brief Description: This set consists of 8 plastic laminated 8 1/2 x 11 inch cards. Children play a bingo type game by writing the colors as indicated. The cards are marked with a wax crayon and then wiped clean so they can be reused.

Title: Winnie-the-Pooh Game.

Source: Childcraft.

Cost: \$2.95.

Purpose or Objectives: To teach color matching/recognition.

Brief Description: This board game is a good introduction to game playing skills as well as being good for teaching color matching. The child simply reaches into the grab bag, pulls out a color disk, and moves on the board to the next square of the same color. The first child to reach the Pooh corner wins.

Title: Color Pattern Board.

Source: Ideal.

Cost: \$7.50.

Purpose or Objectives: To develop color matching ability.

Brief Description: The color pattern board contains 12 plastic laminated color pattern cards, 10 cutout templates, and 1 plastic template. There are 27 colored 1 inch cubes of 9 different colors. A variety of color matching and discrimination tasks as well as visual memory tasks can be done with this material.

II. AUDITORY DISCRIMINATION

A. Listening Skills

Title: Listening Games/Easel and Individual.

Source: Acadia Press.

Cost: \$4.50 for Easel Games; \$1.75 for Individual.

Purpose or Objectives: To develop listening, attention span, comprehension, color, vocabulary and number concepts.

Brief Description: The easel games portion of this program has 32 games for use in group situations, all aimed at developing the above named objectives. There are 52 games in the individual set and all 32 of the easel games are reinforced, plus some seasonal games for Thanksgiving, Christmas, and some of the other holidays. This program teaches several prereading and arithmetic skills.

Title: Black or White Family Hand Puppet.

Source: Childcraft.

Cost: \$12.00.

Purpose or Objectives: To encourage oral expression and group listening skills.

Brief Description: These family puppets of mother, father, sister, brother, and baby are of vinyl to fit the hand. The black family is unusual in that care has been taken to change the facial features as well as the color of the skin. One of your best puppet buys.

Special Note: With many young handicapped children it is easier to develop listening habits if a puppet character does the talking in the beginning.

Title: Rhythms to Reading.

Source: Bowmar.

Cost: Set, \$119.30; Individual Record, \$6.99; Book, \$3.95.

Purpose or Objectives: To provide listening and doing opportunities.

Brief Description: This set is built around the four seasons. There are 3 or 4 book record sets for each season. It is an excellent tool for language stimulation. There are action songs for singing and counting games. There are also quiet songs, just to listen to. The books can be used as a followup to the musical presentation or right along with it.

Special Note: Many concepts and much general information is presented through this program.

B. Sound-Symbol Relationships

The material listed under this heading requires the children to match the auditory representations of a sound to the visual representations. For example, if the child hears a "b" he must say "ball" or indicate a picture of a ball; or, if he sees a "b" he must say it and then provide a word beginning with "b."

Title: Floor Game Consonant Jumble.

Source: Singer/SVE.

Cost: \$12.50.

Purpose or Objectives: To aid in letter identification. To provide sight-sound reinforcement.

Brief Description: The playing field for this game is a 42 x 76 inch mylar coated mat. This floor mat is covered with consonants printed in various colors, both upper and lower cases. The child spins to a consonant on the letter finder. Then he identifies the corresponding letter on the letter mat, upper or lower case. Then he takes a step to the same letter in the other case and says a word beginning with that sound.

Special Note: This game is especially good for visually impaired children because of the large print. You can adapt it for physically handicapped by having them use a pointer from one letter to another.

Title: Phonics--Initial Consonant Sounds (Sound Filmstrips).

Source: Singer/SVE.

Cost: \$55.00 per group cassette; \$49.50 if records.

Purpose or Objectives: To get children to establish sound-symbol relationships.
To aid in letter identification.

Brief Description: These color filmstrips tell stories revolving around particular initial consonant sounds. For example, "L"--Little Len Lee, who lives on Liberty Lane and likes Licorice and Lollipops. Each sound saturated story is followed by instructional sections that introduce the letters in both upper and lower case. This is followed by activities for student participation. There are 6 filmstrips in each set.

Title: Black ABC's.

Source: Singer/SVE.

Cost: \$26.00.

Purpose or Objective: To promote alphabet learning and sound-symbol readiness.

Brief Description: This is a set of 26 full color photographs. Each print presents an alphabet letter and a key word beginning with that letter. The words were chosen with the intent that they would have special meaning for the black child. The reverse side of each photograph suggests enrichment activities, discussion topics, and questions. The back of the print includes a list of words that begin with the letter studied and a biography of a famous black American whose name begins with the letter pictured.

III. PERCEPTUAL-MOTOR DEVELOPMENT

A. Eye-Hand Manipulatives

Title: ETA Wooden Tool Working Set.

Source: ETA.

Cost: \$4.95.

Purpose or Objectives: To develop eye-hand, visual-motor coordination.

Brief Description: This set has 5 sizes of screws which are to be assembled with rings on a base board. There is a wooden screwdriver to help secure the screws.

Special Note: This is good for very young children.

Title: ETA Advanced Wooden Tool Working Set.

Source: ETA.

Cost: \$.80.

Purpose or Objectives: To develop eye-hand, visual-motor coordination.

Brief Description: This set is similar to the above mentioned set but is more difficult. These screws tighten with nuts and hold 2 pieces of wood together.

Title: Large Colored Beads and Patterns.

Source: Ideal.

Cost: \$8.00.

Purpose or Objectives: To develop eye-hand coordination, sequential arrangement and visual memory.

Brief Description: This set consists of 144 beads and includes 16 pattern cards which can be used for matching and visual memory activities. There are 4 types and colors of beads in this set: (1) sphere, (2) cylinder, (3) cube, and (4) ellipsoid.

Title: Puzzles with Small Knobs.

Source: Childcraft.

Cost: \$3.00.

Purpose or Objectives: To promote eye-hand, visual-motor coordination.

Brief Description: These puzzles have very small knobs, and each puzzle piece is removable as a separate unit rather than being one part of a total unit. Underneath each piece is printed the name of the item. Six different topics are available.

Special Note: These are very good for visually impaired because each piece is a discrete unit and the outer perimeter can be felt and traced.

Title: Jumbo Pegboard (25 Holes) and Pegs.

Source: Ideal.

Cost: \$3.75; Pegs, \$11.00 per 100.

Purpose or Objective: To promote eye-hand coordination.

Brief Description: This tactile mat pegboard contains 25 holes. The soundproof quality is an added advantage for children who may have difficulty handling the board. The large pegs (2 1/2 inches) are useable by the very young children as well as those with motor handicaps.

Title: Learn to Dress Kits.

Source: Cleo.

Cost: \$85.00.

Purpose or Objectives: To teach children to dress themselves.

Brief Description: This set of materials is programed to teach children to dress themselves. Each kit contains instructions and garments modified to allow children to develop skills required for a specific dressing task. The child begins with the simplest garment and works with it until he has mastered the skills involved. The garments are constructed so they adapt to fit children up to age 10.

Special Note: The complete set of kits includes: (1) T-shirts and sweaters, (2) coats and shirts, (3) closures, (4) pants and skirts, (5) mittens, (6) socks, and (7) shoes.

Title: Nok Out Bench.

Source: Playskool/Milton Bradley.

Cost: \$5.00.

Purpose or Objectives: To develop eye-hand coordination.

Brief Description: This bench with colored pegs and mallet allows the child to have fun by hitting and making noise while also developing eye-hand coordination.

Special Note: There are a number of common toys that could be listed such as workbench with screws, nuts, bolts, bead to string, stacking toys etc. These will not be listed because most Head Start programs already have a basic supply of such items. They are simply mentioned here for new programs which may be just purchasing items.

Title: Peg Grading Board.

Source: Childcraft.

Cost: \$5.50.

Purpose or Objectives: To provide practice in eye-hand coordination as well as training in relative size discrimination.

Brief Description: This is a good pegboard for the very young child, useable at about age 2 on up. There are 30 pegs arranged in 6 rows. Each row is of a different color as well as being graduated in height.

Special Note: This can be used by a child with impaired vision as well as a child with impaired motor coordination.

Title: Animals Puzzles with Knobs.

Source: Childcraft.

Cost: \$6.95 each.

Purpose or Objective: To develop eye-hand, visual-motor coordination.

Brief Description: This collection of 8 puzzles is silk screened in very bright colors on large wood plaques. Each puzzle is from 5 to 10 pieces with a large knob on each puzzle piece.

Special Note: These are especially good for the physically or perceptually impaired child as well as being appropriate for the very young child.

B. Body Image/Self Concept

Title: Ramo.

Source: Creative Materials Library.

Cost: \$5.95.

Purpose or Objectives: To help children to understand their feelings.

Brief Description: This is a story about a very special elephant named Ramo.

Children from ages 3 on up can identify with the problems Ramo encounters.

Through song and story children deal with only child problems, teasing, and ways people are different, and they learn about love and its power.

Special Note: The children will love it and so will the teacher. Especially good for groups where handicapped and nonhandicapped children are working together.

Title: Sensorimotor Training in the Classroom.

Source: Educational Activities.

Cost: \$8.95.

Purpose or Objectives: To teach various aspects of body image as well as related activities.

Brief Description: Band 1 (Body Parts)—Children touch body part with both hands as directed on record and repeat name of part.

Band 2 (Laterality and Directionality)—Children are given instructions such as: Point in front of you; point up; point above; etc.

The entire record is filled with activities involving various parts of the body. A checklist also accompanies this record and manual. This checklist provides a good procedure for checking progress of each child.

Special Note: This record moves slowly and has much repetition.

Title: Be Ba Bo.

Source: Ideal.

Cost: \$19.50.

Purpose or Objective: To teach identification and location of body parts and to promote self identification.

Brief Description: Mr. Be Ba Bo is made of flannel and cut to correspond to the actual size of a child. Also included is a 33 x 48 inch folding flannel board and a teachers' manual which includes the 20 units of activities. Activities teach placement of body parts, paired comparisons, imitation, and self identification. There are activities for both group and individual participation.

Title: Getting to Know Me.

Source: Singer/SVE.

Cost: \$38.00 cassettes.

Purpose or Objectives: To mold positive self concepts and healthy attitudes.

Brief Description: This program consists of 4 filmstrips. The first, People Are Like Rainbows, tells how different kinds of people make up the world.

The theme of A Boat Named George is about working with others. Listen!

Jimmy! presents the point of doing instead of talking. Strike Three You're In attempts to show children that people are good at doing different things.

IV. CONCEPT DEVELOPMENT AND GENERAL KNOWLEDGE DEVELOPMENT

Title: The World Is So Full.

Source: Acadia Press Inc.

Cost: \$7.00.

Purpose or Objectives: To teach the basic elements of beginning science concepts as well as to facilitate class cooperation.

Brief Description: This material is presented through 32 teaching charts. Concepts presented range from the world of nature to growing things and outer space. Most charts involve active participation and cooperation from the class. There is a 48 page teachers' guide which gives numerous suggestions for implementation.

Special Note: Besides presenting basic science concepts and enriching general knowledge, this is an excellent language stimulation device.

Title: Have You Seen Series.

Source: Addison Wesley.

Cost: \$22.50.

Purpose or Objectives: To present children with some familiar aspect of their everyday world.

Brief Description: There are 5 books in this series designed to aid children in exploring the world around them.

Titles include: (1) Have You Seen Houses, (2) Have You Seen Roads, (3) Have You Seen Boats, (4) Have You Seen Birds, and (5) Have You Seen Trees.

Title: Traffic Symbols (Large or Miniature).

Source: Playskool/Milton Bradley.

Cost: Large Set, \$19.00; Miniature Signs, \$9.00.

Purpose or Objectives: To create an awareness of traffic signs and teach basic safety concepts.

Brief Description: The large symbols are 30 inches tall. They portray the internationally accepted symbols. These could be placed where students could ride tricycles, etc., or walk and obey the signs. The miniature signs are the same symbols but only 7 inches tall and could be used with miniature cars, trucks, etc.

Special Note: Sometimes young handicapped children don't get the same opportunities to learn as their normal counterparts. Structured situations using material such as these are important.

Title: Our World of Sights and Sounds

Source: Singer/SVE

Cost: \$55.50, Cassettes; \$49.50, Records

Purpose of Objectives: To broaden the horizons of young viewers, develop reading readiness and improve listening skills.

Brief Description: These color photograph filmstrips present a multiethnic survey of life in the home, in the city, and on the farm. There are 6 sets in this series: Sights and Sounds of the Home, Neighborhood, Farm, City, Pet Shop, and Amusement Park.

Title: Smoky Bear and Little Marcy.

Source: Singer/SVE

Cost: \$56.00, Cassettes; \$52.00, Records

Purpose or Objectives: To teach the importance of forest fire prevention and conservation.

Brief Description: In this 5 filmstrip series Smoky Bear does the following: gives safety and conservation advice; cautions against being overly friendly with wild animals; warns the children about eating strange fruits and berries; tells the children how to act if they become lost; and tells about campfire safety measures in the forest.

Title: Patch the Pony.

Source: Singer/SVE

Cost: \$26.50, Cassette Kit; \$24.50, Record Kit.

Purpose or Objectives: To teach children that it is dangerous to accept candy, gifts, money, or car rides from strangers.

Brief Description: The story is presented by filmstrip and accompanying recording. The story is also told in leaflets which the children can take home for parents to read. If you purchase in kit form, you get the filmstrip, recording, 36 leaflets, 36 parent/teacher guides, 36 Patch emblems, 36 Patch buttons, Patch the Pony sheet music, and a poster. You can order extra parts separately.

Special Note: Sheet music provides chord symbols for guitar too. This is an excellent program for language stimulation.

Title: Learning Basic Skills Through Music.

Source: Educational Activities.

Cost: Record, \$6.25; Cassette, \$7.25.

Purpose or Objectives: To present a variety of concepts through musical activities.

Brief Description: There are a number of volumes in this series, each dealing with a wide variety of concepts. Concepts covered include numbers, colors, the alphabet, body awareness, and health and safety skills. Absolutely beautiful records!

Special Note: Some of these records are available in Spanish.

Title: Cross the Brook.

Source: Ideal.

Cost: \$12.00.

Purpose or Objectives: To develop color concepts, numeral concepts, and concepts of shape.

Brief Description: This game is played on an 8 x 30 inch washable vinyl mat. Printed on the mat are various geometric shapes in various colors, as well as stepping stones with numerals of various colors. The child "crosses the brook" by following a prescribed route of specific shapes or colors.

Title: Beginning Concepts.

Source: Scholastic.

Cost: Units I and II, \$144.50

Purpose or Objectives: To encourage children to think, evaluate, etc.; help children discover basic concepts; introduce concepts which will serve as building blocks; and enable children to grasp basic language concepts.

Brief Description: There are 10 filmstrips in this program, each devoted to a single concept. Each unit has 5 filmstrips about 65 frames each and 5 seven-inch LP records. Each one is about 5 minutes in length. A fold-out book is used with each filmstrip. "Short, Tall, Long, Small" deals with the concept of size while "Bumpy, Lumpy" examines texture in a variety of situations. "Ears, Nose, Toes, Fingers" examines the parts of the body. Specific questions are always asked on each filmstrip.

Special Note: The teachers' guide gives a number of extension ideas.

V. LANGUAGE STIMULATION/DEVELOPMENT

Title: Holiday Adventures of the Lollipop Dragon.

Source: Singer/SVE.

Cost: \$63.50, Cassettes; \$57.50, Records.

Purpose or Objectives: To present original holiday tales. To aid in language stimulation.

Brief Description: The Lollipop Dragon presents stories about 6 holidays: Christmas, Thanksgiving, Easter, Halloween, Valentines Day and Mothers Day. Each filmstrip is 8 or 9 minutes in length. These filmstrips provide a good springboard to talk about holiday activities.

Title: Talking Picture Story Study Prints.

Source: Singer/SVE.

Cost: \$14.00 per set Cassette; \$12.00, Records.

Purpose or Objectives: To aid in concept development and language stimulation.

Brief Description: There are 11 different sets in the Talking Picture Story Study Prints. There are sets about Wild Animals, Zoo Animals, Pets, Birds, and Farm and Ranch Animals. Other sets deal with Police and Fire Department Helpers, How People Travel in the City, and Moving Goods for People in the City.

Title: Picture/Word Concept Series.

Source: Instructor Publications, Inc.

Cost: \$3.00 per set.

Purpose or Objectives: To teach basic word concepts and reinforce vocabulary development.

Brief Description: There are 5 sets in this series: (1) Parts of the Body, (2) Clothing, (3) Means of Transportation, (4) Household Items, (5) Clothing. Each set contains 20 charts. There is a picture on one side and the same picture with the name of the item on the reverse side. These cards are useful in teaching labeling. Sets can also be mixed and used for sorting and classification purposes. Twenty individual flashcards are also included with each set. The design of these cards makes it possible to work with children at various levels.

Title: Learning to Develop Language Skills.

Source: Milton Bradley.

Cost: \$45.00.

Purpose or Objectives: To provide enrichment activities to develop language skills.

Brief Description: This kit contains material that covers pets, farm and wild animals, the family, community workers, and seasons. The teachers' guide is comprehensive and explains how the various skills can be taught through this material. Materials are varied including flannel board, games, books, posters, and cutouts. There are materials for both individual and small group instruction. A good buy for the money. All materials are useable with exceptional Head Start children.

Special Note: This program was designed for children from ages 3 to 6. It contains many good materials that can be used in a variety of ways.

Title: GOAL: Game Oriented Activities for Learning

Source: Milton Bradley.

Cost: \$100.00

Purpose or Objectives: To help youngsters develop the language skills basic to learning to read. It is a basic language program.

Brief Description: This program teaches language around the concept of the Illinois Test of Psycholinguistic Abilities. There are 337 lesson plans and 9 units of support instruction. Teaching is done through a game format. Each lesson plan states the objective, the list of necessary materials, how to teach, and a criterion activity to see how much children learned. A wide variety of teaching materials are included.

Special Note: You might want to consider this as a basic language program. It was designed for nursery school, day care, and kindergarten. This is one you might at least preview.

Title: Sketch 'N' Tell.

Source: Educational Progress.

Cost: \$88.00.

Purpose or Objectives: To develop listening, speaking, and reading skills and to expand child's self concept and self image.

Brief Description: This program is designed for preschool Head Start and first grade children. While developing language skills, it is also concentrating on developing a positive attitude toward learning. The child tells his story as he draws, colors, etc. Six titles from the core of the program to get child to communicate are: (1) A Book About Me, (2) A Book About My Friend, (3) A Book About My Family, (4) A Book About a Big Box, (5) Always, Sometimes, Never, and (6) What I Think About. The program is 8 weeks in length and is prepared for 42 activity periods. The components are 30 of the 6 different activity books, one each of the 6 Teachers' Masters Books, one 32-page teachers' guide, and a file box for the material.

VI. NUMBER READINESS/BASIC NUMBER CONCEPTS

Title: Tactile Domino Blocks.

Source: Childcraft.

Cost: \$10.95.

Purpose or Objectives: To teach quantity matching.

Brief Description: This set consists of 28 $5\frac{1}{2} \times 2\frac{3}{4} \times \frac{3}{4}$ inch domino blocks. The dots are black lacquered and dividers are recessed.

Special Note: The recessed dividers and heavy black lacquer make these blocks useable with visually impaired and blind children.

Title: Tactile Numeral Blocks.

Source: Childcraft.

Cost: \$9.00.

Purpose or Objectives: To teach number recognition.

Brief Description: These wooden numerals are $\frac{5}{16}$ inch thick. For each numeral there is a corresponding hardwood block grooved in the exact shape of the numeral. When the numeral is placed in its proper groove, it still projects $\frac{1}{8}$ inch above the surface of the block.

Special Note: These are excellent for visually impaired and blind children. They can also be used for tracing for the perceptually impaired.

Title: Peg-It-Number Boards.

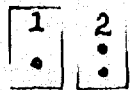
Source: Ideal.

Cost: \$12.50.

Purpose or Objective: To promote numeral-quantity understanding.

Brief Description: This set consists of numbers from 1 to 10 with corresponding holes for the large easy grip pegs used with the Ideal jumbo pegboards.

Example:



Each number board is 4 x 8 inches and is made of rubber-like tactimat.

Title: Beginning Math Concepts (Group 1) Sound Filmstrips.

Source: Singer/SVE.

Cost: \$57.50 per group Cassettes; \$51.50, Records.

Purpose or Objectives: To present the fundamental ideas of mathematics.

Brief Description: The material is presented by Mr. Plum and his assistant box, both animated 3-D characters. Group 1 contains 6 film strips. The first 3 filmstrips presented the cardinal numbers 1 through 10. The remaining three filmstrips deal with comparing numbers, beginning sets, and geometric shapes. Each filmstrip is about 8 minutes in length.

Title: Match Plaques.

Source: Childcraft.

Cost: \$2.95.

Purpose or Objectives: To demonstrate numeral-quantity relationships.

Brief Description: These number plaques will fit together only when the correct number is associated with the correct quantity. For example, the 9 dogs will fit only with the numeral 9.

Special Note: This self correcting aspect is especially important for children with learning problems. It makes it impossible for a child to practice mistakes.

Title: Counting Box.

Source: Childcraft.

Cost: \$13.95.

Purpose or Objective: To teach basic number concepts.

Brief Description: This natural finish wood box is 6 x 3 1/2 inches high. It has a number plaque the length of the box and 50 picture plaques. The number plaque has numerals on one side and corresponding dots on the reverse side. The painted picture plaques slip through the appropriate slots. The inside of the box is partitioned to facilitate checking.

Title: Number Learner.

Source: Childcraft.

Cost: \$3.95.

Purpose or Objectives: To teach simple number concepts.

Brief Description: The Number Learner contains 15 colored foam squares which represent the numbers from 1 to 5. Each foam square must be fitted over the pegs that stand for each number. This teaches number relationships three ways. There is one square for one peg for number one, two squares for two pegs for number two, etc.

Title: 3-Way Numbers.

Source: Childcraft.

Cost: \$4.50.

Purpose or Objectives: To teach number relationships.

Brief Description: This game requires the association of numeral, number word, and quantity. The hardwood pieces are matched together and will fit only in the correct sequence.

Special Note: Here again the child is kept from practicing incorrect responses.

Title: 1 to 10 Pegboard.


Source: Childcraft.

Cost: \$8.95

Purpose or Objectives: To reinforce simple number concepts and counting.

Brief Description: This oversize board shows dramatically the progression from 1 to 10. Pegs are small enough that even very small children can successfully use them.

Example:



PUBLISHERS DIRECTORY

- Acadia Press, Inc.
Dept. 45
P.O. Box 1086
438 Alder Street
Scranton, Pennsylvania 18501
- Addison Wesley Publishing Company
Addisonian Press and Young Scott Books
Reading, Massachusetts 01867
- Childcraft Education Corporation
964 Third Avenue
New York, New York 10022
- Cleo Living Aids
Division of Cleveland Orthopedic Company
3957 Mayfield Road
Cleveland, Ohio 44121
- Creative Materials Library
P.O. Box 50-357
Nashville, Tennessee 37205
- Educational Activities, Inc.
P.O. Box 392
Freeport, New York 11520
- Educational Progress
P.O. Box 45663
Tulsa, Oklahoma 74145
- Educational Teaching Aids (ETA)
657 Oak Grove Plaza
Menlo Park, California 94025
- Ideal
Check your local school supply
houses for fast service.
- Instructor Publications, Inc.
P.O. Box 6108
Duluth, Minnesota 55806
- Milton Bradley
Springfield, Massachusetts 01101
- Playskool/ Milton Bradley
Springfield, Massachusetts 01101
- Scholastics Early Childhood Center
904 Sylvan Avenue
Englewood Cliffs, New Jersey 07632
- Singer/SVE
1345 Diversey Parkway
Chicago, Illinois 60614
- STEP, (School Teacher's Educational
Products) Inc.
South Complex
Paine Field
Everett, Washington 98204
- Trend Enterprises
White Bear Lake, Minnesota 55110

The Council for Exceptional Children

Head Start Information Project

The Council for Exceptional Children (CEC), founded in 1922, is a professional organization which promotes the advancement and education of handicapped and gifted children. With a membership of over 50,000, the CEC serves the educational community through publications, governmental relations, convention activities, information services, and special projects.

The Head Start Information Project (HIP) develops resources and provides training for Head Start personnel working with handicapped children. Purposes of the Project are to:

- Facilitate efforts of local Head Start centers serving handicapped children through the preparation and delivery of information and training products;
- Provide consultative services to Head Start staff regarding services to handicapped children; and to
- Mobilize existing resources in the handicapped services field aiding Head Start in implementing a comprehensive program for handicapped children.

We welcome your suggestions for new Head Start products to be developed and invite your assistance in identifying existing products suitable for HIP reproduction and distribution.

Address inquiries to:

David L. Braddock
Director, Head Start Information Project
The Council for Exceptional Children
1920 Association Drive
Reston, Virginia 22091