

DOCUMENT RESUME

ED 091 859

EA 006 218

AUTHOR Baltus, Dale F.
TITLE Accountable Evaluation for Improvement.
PUB DATE Apr 74
NOTE 8p.; Paper presented at the Annual Convention of the National Association of Elementary School Principals (53rd, Anaheim, California, April 27-May 2, 1974)

EDRS PRICE MF-\$0.75 HC-\$1.50 PLUS POSTAGE
DESCRIPTORS Audiovisual Aids; *Educational Accountability; Evaluation Criteria; Evaluation Methods; *Evaluation Techniques; *Teacher Administrator Relationship; *Teacher Evaluation; *Teacher Improvement; Video Equipment
IDENTIFIERS *Consensus

ABSTRACT

The accountable evaluation for improvement procedure permits the evaluation and improvement of teaching by professional constructive alternatives. The teacher and his class are taped via portable television cameras. The tape is reviewed by the teacher, a subject or grade matter colleague of his choice, and the principal at a time convenient to all. Those present reach consensus on constructive alternatives for teaching improvement. A second taping is made and used to ascertain if the agreed upon teaching improvement alternatives have been made. Should the teacher agree with the use of these procedures, his future permanent record contains a list of teaching alternative improvements he has agreed to and signed, along with a list of those improvements he has actually made.
(Author/WM)

Dale F. Baitus
TO ERIC AND ORGANIZATIONS OPERATING UNDER AGREEMENTS WITH THE NATIONAL INSTITUTE OF EDUCATION. FURTHER REPRODUCTION OUTSIDE THE ERIC SYSTEM REQUIRES PERMISSION OF THE COPYRIGHT OWNER.

U.S. DEPARTMENT OF HEALTH, EDUCATION & WELFARE
NATIONAL INSTITUTE OF EDUCATION

THIS DOCUMENT HAS BEEN REPRODUCED EXACTLY AS RECEIVED FROM THE PERSON OR ORGANIZATION ORIGINATING IT. POINTS OF VIEW OR OPINIONS STATED DO NOT NECESSARILY REPRESENT OFFICIAL NATIONAL INSTITUTE OF EDUCATION POSITION OR POLICY.

Copyright applied for January, 1974

ED 091859

ACCOUNTABLE EVALUATION FOR IMPROVEMENT*

by Dale F. Baitus

As much as any other fact of life educators believe in evaluation for accountability. Additionally, if given a choice, ^{Teachers} educators will choose to improve professionally rather than be transferred or dismissed. However, ^{educators' interests} educators as well as other professionals, usually ask the following questions about evaluation: What should be evaluated? How are you going to evaluate? Who will do the evaluation? What changes will occur after an evaluation? If these questions can be answered to the satisfaction of the evaluatee, evaluation is not only less threatening but viable.

Let us assume that teachers will accept criticisms of their professional work if better teaching alternatives are offered in their education area. This assumption poses many problems for educational administrators. For how can an administrator with a physics background give constructive teaching alternatives to a first grade teacher or to anyone teaching in a subject area out of the administrators background preparation? To be sure administrators can give interdisciplinary alternatives limited to the language of their professional preparation. Oh, you can say that the administrator can give help in discipline, student relationships and so forth but after exploring the etceteras you still face the problem of giving constructive alternatives to subject or grade matter teaching.

The accountable evaluation for improvement procedure is an alternative by which the foregoing questions and problems can be answered. It is a procedure by which teaching can be evaluated and improved by professional constructive alternatives. An example of the method is as follows: A teacher and an administrator have a pre-evaluation conference. During this conference explanations

006 218

are given concerning a new way of evaluation. The teacher is then asked if he would like to participate, on a trial basis, in this type of evaluation. Furthermore, the teacher is given in writing that the evaluation would not become a part of his permanent record unless he chooses otherwise.

EVALUATION METHOD

The method involves the teacher and his class being taped via portable television cameras. Following the taping, the tape is reviewed by the teacher, a subject or grade matter colleague of his choice, and the principal at a time convenient for all. The tape will be viewed with only one thing in mind, that being improvement. Following the viewing he, the subject or grade matter colleague, and the principal will come to consensus on any alternatives they feel will help improve the teaching they have just reviewed. These alternatives will be written down by the evaluatee and a copy given to the principal and subject or grade matter colleague. Note: Only constructive teaching alternatives agreed upon by all three involved are written down. The teacher is then asked to submit a time when he and his group of students can again be taped. This second taping will be viewed by the teacher, principal and subject or grade matter colleague with two things in mind. First, to see if agreed upon improvement alternatives have been made and secondly for any other future consensus improvement alternatives. Following, the second or subsequent tapings, the teacher is asked if he would like to use the procedures for future evaluations. If he accepts the proposal it should be explained that his future permanent record will contain a list of teaching improvement alternatives he has agreed upon and signed (first tape or tapes). Along with this record a list of those improvements he has made will be kept. This improvement list will be signed by the teacher, principal, grade or subject matter colleague (second or subsequent tapes).

¹ There are many times that a subsequent class is not conducive for a teacher to exhibit all the improvements. Subsequent tapings may be necessary for the teacher to exhibit other improvements made.

SPECIFIC ROLES

Administrator:

The administrators role is one of obviating the threat of evaluation. He or she should never allow critical comments only positive alternatives. The administrators must constantly keep in mind the following question: How can a criticism be given when one knows no improving alternative?

Subject or Grade Matter Colleague:

This professional should be selected by the teacher. It not only is a compliment to the colleague personally but helps eliminate the evaluation threat. Additionally, it can help the colleague improve by observing a fellow professional's teaching techniques.

Video Tape Recorder (VTR) Operators:

If possible these operators should be approved of by the teacher. If instructional systems technicians are not available, students or parents can be trained to operate the VTR equipment.

VIDEO TAPE RECORDING (VTR)

The VTR equipment and its use explained on the following pages does not preclude the use of other types of equipment. Rather, it is given as an example and a help to anyone wishing to initiate accountable evaluation for improvement procedures.

The uniqueness of the system is in its use of two VTR cameras and a split screen for viewing the tapes. One manned camera is used to "pan" the students in the classroom and record the students verbal and kinesic responses to the subject material being taught. The second manned camera is used exclusively to record the teachers method of teaching. After the two tapes are made (teacher

and students) they are viewed simultaneously on a split screen monitor by the teacher, administrator and subject or grade matter colleague. This allows all three to see not only the teacher but the students response to the teacher.

Some Advantages of the Evaluation for Improvement Procedure:

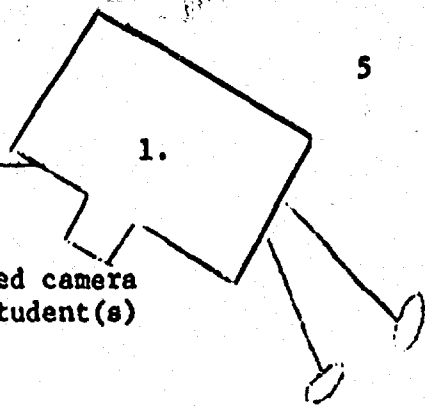
1. Absent students can view the tape of the missed class.
2. Students witness teachers striving for improvement of their teaching.
3. Grade or subject matter colleagues improve their teaching techniques by viewing a colleague's teaching.
4. Teachers make additional improvements in areas other than those agreed upon by the principal and subject or grade matter colleague.
5. Split screen monitoring allows teacher to study student reactions to teaching.
6. Teachers and administrators have an accountable evaluation record.

Procedural Difficulties of Accountable Evaluation for Improvement:

1. Obtaining the original equipment (cost).
2. Training the camera operators (specialist, parent, student).
3. Offering constructive alternatives rather than criticisms to a teacher.



VTR Classroom

5

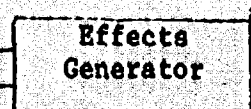
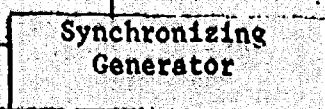


Manned camera of student(s)

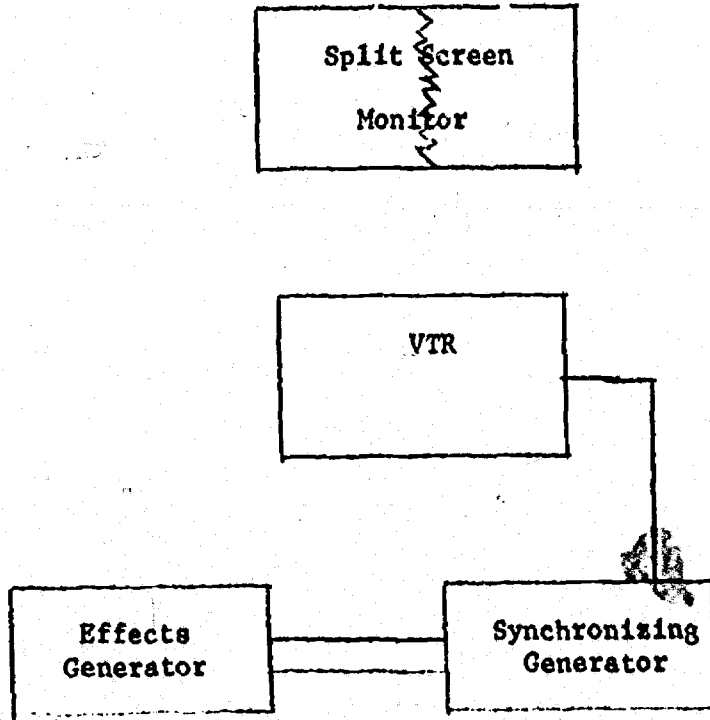
T



Manned camera of teacher (T)



VTR Viewing Room



Teacher

Administrator

Subject or Grade
Matter Colleague

*One drawback to split screen viewing is that portions of the student audience cannot be seen (large groups) in its entirety.

EQUIPMENT COST³Total Cost of Equipment \$5,600⁴Video Tape Recorder (VTR)

\$1,150

Specs: Type: Monochrome; helical scan, slow motion
stop action, electronic edition, portable

Recording
Heads: Two Tape Size: 1/2"

Speed: 7 1/2 ips; 60 minutes recording time

Tape Format: EIAJ Type 1

Video: Input: 0.5-2 V.P-P, 75ohm;
Output: 1.0 V.P-P 75 ohm;
Resolution: More than 300 lines

Audio: Input: 65 db, 600 ohm;
Output: 0 db, high impedance;
Response: 80 Hz. to 10 KHz.; S/n Ratio:
Better than 40 db.

Weight: 41 lbs. 14 oz.
Dimensions: 8-3/16x16-3/16x15-11/16"
120 V., 60 Hz. UL listed

Video Cameras (2)

(\$695 each) \$1,390
(without zoom lens \$400)

Type: Electronic viewfinder and f/2,
16-64 mm. zoom lens

Tube: 2/3" spearate mesh Vidicon

Resolution: 400 lines

S/N Ratio: 42 db

Sync: Random, 2:1, internal EIA, external EIA

Video Cameras (continued)

Video
 Outputs: Two composite 1 V.P-P into
 75 ohm line

Lens
 Mount: Type C

Viewfinder: 4" (diagonal)

Weight: 6 lbs. 8 oz.
 Dimensions: 4 3/4 x 4-3/16 x 13 1/4"

Video Receiver/Monitor

\$300

Picture
 Tube: 18"

Receives: VHF, UHF; closed circuit signal

Amplifier: Transistor

Cabinet: Metal

Power: 117 V., 60 Hz.

Weight: 50 lbs.
 Dimensions: 13-5/8 x 22-3/16 x 13-5/16"
 UL listed

Notes: External speaker jack

³Cost estimates and equipment specification were researched by Earl Potter, graduate student, Memphis State University.

⁴Based on 1973 prices. Specifications for equipment allows electronic editing, internal switching, fadeouts, closeups, and removal of pictures (wipes). Equipment is mobile. VTR tapes range in cost from \$17.00 to \$40.00 depending upon quantity purchases.