

DOCUMENT RESUME

ED 091 738

CS 201 343

AUTHOR Powell, Annelle
TITLE Primary Attitude Reading Index with Administrator's Directions.
PUB DATE 71
NOTE 29p.; See related documents CS 201 320-375
EDRS PRICE MF-\$0.75 HC-\$1.85 PLUS POSTAGE
DESCRIPTORS Changing Attitudes; *Educational Research; Language Arts; *Measurement Instruments; Primary Grades; *Reading; Reading Interests; Recreational Reading; Research Tools; Resource Materials; *Student Attitudes
IDENTIFIERS *The Research Instruments Project; TRIP

ABSTRACT

Designed to measure the changes in attitudes toward reading for pleasure of student groups in grades one to three, this instrument consists of 32 items stated in story form. Each item appears on a single page of the student's booklet, along with three faces representing happy, indifferent, and unhappy reactions. The administrator reads the item to the group, and the student then circles the face which indicates his reaction. Content validity was established by professors of children's literature and reading. The reliability coefficient was .92 when the Spearman Brown Prophecy Formula was applied. [This document is one of those reviewed in The Research Instruments Project (TRIP) monograph "Measures for Research and Evaluation in the Language Arts" to be published by the Committee on Research of the National Council of Teachers of English in cooperation with the ERIC Clearinghouse on Reading and Communication Skills. A TRIP review which precedes the document lists its category (Reading), title, author, date, and age range (primary), and describes the instrument's purpose and physical characteristics.]
(JM)

NCTE Committee on Research

The Research Instruments Project (TRIP)

U.S. DEPARTMENT OF HEALTH,
EDUCATION & WELFARE
NATIONAL INSTITUTE OF
EDUCATION

THIS DOCUMENT HAS BEEN REPRODUCED EXACTLY AS RECEIVED FROM THE PERSON OR ORGANIZATION ORIGINATING IT. POINTS OF VIEW OR OPINIONS STATED DO NOT NECESSARILY REPRESENT OFFICIAL NATIONAL INSTITUTE OF EDUCATION POSITION OR POLICY.

The attached document contains one of the measures reviewed in the TRIP committee monograph titled:

Measures for Research and Evaluation
in the English Language Arts

TRIP is an acronym which signifies an effort to abstract and make readily available measures for research and evaluation in the English language arts. These measures relate to language development, listening, literature, reading, standard English as a second language or dialect, teacher competencies, or writing. In order to make these instruments more readily available, the ERIC Clearinghouse on Reading and Communication Skills has supported the TRIP committee sponsored by the Committee on Research of the National Council of Teachers of English and has processed the material into the ERIC system. The ERIC Clearinghouse accession numbers that encompass most of these documents are CS 201320-CS 201375.

TRIP Committee:

W.T. Fagan, Chairman
University of Alberta, Edmonton

Charles R. Cooper
State University of New York
at Buffalo

Julie M. Jensen
The University of Texas at Austin

Bernard O'Donnell
Director, ERIC/RCS

Roy C. O'Donnell
The University of Georgia
Liaison to NCTE Committee
on Research

Category: Reading

Title: Primary Attitude Reading Index

Author: Annelle Powell

Age Range: Primary

Description of the Instrument:

Purpose - to measure changes in attitudes toward reading for pleasure of groups of students in grades one to three.

Date of Construction - 1971

Physical Description - This instrument consists of 32 items stated in "story" form. Each item is stated on a single page of the student's booklet which is color coded rather than numbered. Following each statement in the booklet are three faces representing happy, indifferent, and unhappy reactions. The items are read to the group by the administrator and the students are instructed to "Circle the face that shows how you feel." A sample item is:

You are sitting at home.

You are thinking about what to do.

You take out a book to read.

Circle the face which shows how you feel.



About thirty minutes are required for the administration of the Index.

Validity, Reliability and Normative Data:

The Index was first administered in August 1971 to students in Stanford and Greenwich who had been in the first, second, and third grades the previous

year. The revised Index was administered to 82 subjects - 24 first graders, 26 second graders, and 32 third graders - in Jefferson, Georgia during the fifth week of the 1971-72 school term.

In order to establish content validity, the items were initially submitted to professors of children's literature and reading. Suggestions made by these professors were considered and revisions were made. In the 1971 administration, an item analysis was performed on the 57 items and thirty-two having high discriminating power were retained. An item analysis on the 1971-72 administration showed that twenty-six items had indices of discrimination above .40. The other six had indices below .40 but not low enough to be rejected.

Reliability for the revised Index was determined by the split-halves method for each grade level. The reliability coefficient was .85, which increased to .92 when the Spearman-Brown Prophecy Formula was applied.

Ordering Information:

EDRS

ADMINISTRATOR'S DIRECTIONS
FOR
PRIMARY READING ATTITUDE INDEX

Annelle Powell

College of Education
University of Georgia, Athens, Ga.

© Annelle Powell, 1971

PERMISSION TO REPRODUCE THIS COPY-
RIGHTED MATERIAL HAS BEEN GRANTED BY

Annelle Powell

TO ERIC AND ORGANIZATIONS OPERATING
UNDER AGREEMENTS WITH THE NATIONAL IN-
STITUTE OF EDUCATION. FURTHER REPRO-
DUCTION OUTSIDE THE ERIC SYSTEM RE-
QUIRES PERMISSION OF THE COPYRIGHT
OWNER.

(Read aloud the following to the class.)

I want to find out what you think about reading for fun. You can help me by listening to what I read and then making circles to show how you feel about what I have read. (Draw three faces on chalkboard -- one smiling, one plain, and one frowning.)

Here are three faces: a happy face, a plain face, and an unhappy face. If someone gave you a piece of candy, which face shows how you would feel? Yes, (pointing) the happy face shows how you would feel.

If someone hurt your feelings, which face shows how you would feel? Yes, (pointing) the unhappy face shows how you would feel.

If someone gave you a cat, which face shows how you would feel? Well, if you like cats, (pointing) this face shows how you would feel. If you do *not* like cats, (pointing) this face shows how you would feel. But if you are not sure, the plain face (pointing) shows how you would feel.

Now, I am going to give out some papers. (The administrator should keep one copy of the answer sheets to illustrate which page is being used for each item.)

Write your name on the line on the top page. (The Data Sheet should be filled in by either the teacher or administrator.)

Now turn to the next page, the green sheet. I will read the story twice. If you want me to read it again, I will do so. Follow the pictures as I tell the story.

1. You are playing

Someone takes away your toy.

Circle the face which shows how you feel. (Read the second time.)

Be sure that you circle only one face.

Did everyone circle the unhappy face?

(Discuss and clarify, if necessary.)

2. Now turn to the yellow page.

You are playing outside with a friend.

Your mother calls you in to lunch.

Circle the face which shows how you feel. (Read twice.)

Which face shows how you feel? Be sure that you circle only one face. There are no wrong answers to this story. The face that shows how you feel is the face that is right for you. The face you circled will be the right face for you.

3. Now turn to the blue page. When I read the story, you will circle your face, but we will not talk about it afterwards. Just circle the face that shows how you feel. Be sure that you circle only one face.

You are sitting at home.

You are thinking about what to do.

You take out a book to read.

Circle the face which shows how you feel. (Read twice.)

4. Now turn to the pink page.

There's a lot more time left in reading class.

The teacher says that you may do more pages in your reading workbook.

Circle the face that shows how you feel. (Read twice.)

5. Now turn to the orange page.

You have time to read before you go to sleep.

You choose a book to read or look at.

Circle the face that shows how you feel. (Read twice.)

6. Now turn to the green sheet.

You are playing outside.

You go in the house to read or look at a book.

Circle the face that shows how you feel. (Read twice.)

7. Now turn to the yellow sheet.

The school library has just got a lot of new books.

Circle the face that shows how you feel. (Read twice.)

8. Now turn to the blue sheet.

Your father is reading the newspaper.

He lets you look at some of it.

Circle the face which shows how you feel. (Read twice.)

9. Now turn to the pink sheet.

Your teacher is reading a poem to the class.

Circle the face which shows how you feel. (Read twice.)

10. Now turn to the orange sheet.

Tomorrow, the class will have more time for reading.

You will do more work in the reading workbook.

Circle the face which shows how you feel. (Read twice.)

11. Now turn to the green sheet.

You have books to read at home.

Circle the face which shows how you feel. (Read twice.)

12. Now turn to the yellow sheet.

You have heard or read a story.

You draw a picture about that story.

Circle the face which shows how you feel. (Read twice.)

13. Now turn to the blue sheet.

Your class is having sharing time.

You tell about a book you have read or heard read aloud.

Circle the face which shows how you feel. (Read twice.)

14. Now turn to the pink sheet.

You are playing "make believe."

You make believe you are someone from a story you have read or heard read aloud.

Circle the face which shows how you feel. (Read twice.)

15. Now turn to the orange sheet.

You are at home having dinner.

Your parents ask you if you have read or heard a good story.

Circle the face which shows how you feel. (Read twice.)

16. Now turn to the green sheet.

You have written a story about yourself.

The teacher lets you read it to the class.

Circle the face which shows how you feel. (Read twice.)

17. Now turn to the yellow sheet.

You're going to the school library to hear a story.

Circle the face which shows how you feel. (Read twice.)

18. Now turn to the blue sheet.

There's a lot more time left in reading class.

The teacher says that you can read more in your reading book.

Circle the face which shows how you feel. (Read twice.)

19. Now turn to the pink sheet.

You can either listen to someone read a story or see the story on television.

You listen to someone read the story.

Circle the face which shows how you feel. (Read twice.)

20. Now turn to the orange sheet.

Your mother goes shopping.

She buys you a book.

Circle the face which shows how you feel. (Read twice.)

21. Now turn to the green sheet.

You and your friends are going to do something together.

You decide to look at a book.

Circle the face which shows how you feel. (Read twice.)

22. Now turn to the yellow sheet.

The class is doing arithmetic (mathematics).

It is time to listen to a story.

Circle the face which shows how you feel. (Read twice.)

23. Now turn to the blue sheet.

Tomorrow, the class will have more time for reading.

You will be able to look at any books in the room.

Circle the face which shows how you feel. (Read twice.)

24. Now turn to the pink sheet.

You are eating breakfast.

You read the cereal box.

Circle the face which shows how you feel. (Read twice.)

25. Now turn to the orange sheet.

You have learned a poem.

You say it to the class.

Circle the face which shows how you feel. (Read twice.)

26. Now turn to the green sheet.

Tomorrow, the class will have more time for reading.

You will read more in your reading book.

Circle the face which shows how you feel. (Read twice.)

27. Now turn to the yellow sheet.

You see some of your friends.

You tell them about a book you have read or heard read aloud.

Circle the face which shows how you feel. (Read twice.)

28. Now turn to the blue sheet.

You are looking at a magazine.

Circle the face which shows how you feel. (Read twice.)

29. Now turn to the pink sheet.

You are looking at pictures in a catalogue.

Circle the face which shows how you feel. (Read twice.)

30. Now turn to the orange sheet.

You have grown up.

You read a lot.

Circle the face which shows how you feel. (Read twice.)

31. Now turn to the green sheet.

You are going to the public library.

Someone reads a story.

Circle the face which shows how you feel. (Read twice.)

32. Now turn to the yellow sheet.

You have time to do what you want to do.

You make up a poem.

Circle the face which shows how you feel. (Read twice.)

33. Now turn to the blue sheet.

Your class is doing reading *and* arithmetic (mathematics).

You are doing your *reading*.

Circle the face which shows how you feel. (Read twice.)




34. Now turn to the pink sheet.

You are trying to make a rhyme.

Circle the face which shows how you feel. (Read twice.)




Now I will collect the booklets.

You are playing.
Someone takes away your toy.
Circle the face which shows how you feel.






1

You are playing outside with a friend.
Your mother calls you in to lunch.
Circle the face which shows how you feel.






2

You are sitting at home.
You are thinking about what to do.
You take out a book to read.
Circle the face which shows how you feel.






3

There's a lot more time left in reading class.
The teacher says that you may do more pages in your
reading workbook.
Circle the face which shows how you feel.






4

You have time to read before you go to sleep.
You choose a book to read or look at.
Circle the face which shows how you feel.






5

You are playing outside.
You go in the house to read or look at a book.
Circle the face which shows how you feel.






6

The school library has just got a lot of new books.
Circle the face which shows how you feel.






7

Your father is reading the newspaper.
He lets you look at some of it.
Circle the face which shows how you feel.






8

Your teacher is reading a poem to the class.
Circle the face which shows how you feel.






9

Tomorrow the class will have more time for reading.
You will do more work in the reading workbook.
Circle the face which shows how you feel.






10

You have books to read at home.
Circle the face which shows how you feel.






11

You have heard or read a story.
You draw a picture about that story.
Circle the face which shows how you feel.






12

Your class is having sharing time.
You tell about a book you have read or heard read aloud.
Circle the face which shows how you feel.






13

You are playing "make believe."
You make believe you are someone from a story you have
read or heard read aloud.
Circle the face which shows how you feel.





14

You are at home having dinner.
Your parents ask you if you have read or heard a good story.
Circle the face which shows how you feel.






15

You have written a story about yourself.
The teacher lets you read it to the class.
Circle the face which shows how you feel.






16

You're going to the school library to hear a story.
Circle the face which shows how you feel.



17




There's a lot more time left in reading class.
The teacher says that you can read more in your reading book.
Circle the face which shows how you feel.



18




You can either listen to someone read a story or see
the story on television.

You listen to someone read the story.
Circle the face which shows how you feel.






19

Your mother goes shopping.
She buys you a book.
Circle the face which shows how you feel.






20

You and your friends are going to do something together.
You decide to look at a book.
Circle the face which shows how you feel.






21

The class is doing arithmetic (mathematics).
It is time to listen to a story.
Circle the face which shows how you feel.






22

Tomorrow the class will have more time for reading.
You will be able to look at any books in the room.
Circle the face which shows how you feel.




23

You are eating breakfast.
You read the cereal box.
Circle the face which shows how you feel.




24

You have learned a poem.
You say it to the class.
Circle the face which shows how you feel.



25

Tomorrow the class will have more time for reading.
You will read more in your reading book.
Circle the face which shows how you feel.






26

You see some of your friends.

You tell them about a book you have read or heard read aloud.




Circle the face which shows how you feel.



27




You are looking at a magazine.

Circle the face which shows how you feel.






28

You are looking at pictures in a catalogue.
Circle the face which shows how you feel.






29

You have grown up.
You read a lot.
Circle the face which shows how you feel.






30

You are going to the public library.
Someone reads a story.
Circle the face which shows how you feel.



31

You have time to do what you want to do.
You make up a poem.
Circle the face which shows how you feel.






32

Your class is doing reading and arithmetic (mathematics).

You are doing your reading.

Circle the face which shows how you feel.



You are trying to make a rhyme.

Circle the face which shows how you feel.

