

DOCUMENT RESUME

ED 086 037

HE 004 025




AUTHOR Allan, James B.; Suchar, Elizabeth W.  
TITLE Student Expenses at Postsecondary Institutions  
1973-74.  
INSTITUTION College Entrance Examination Board, New York, N.Y.  
PUB DATE 73  
NOTE 106p.  
AVAILABLE FROM Publications Order Office, College Entrance  
Examination Board, Box 592, Princeton, New Jersey  
08540 (\$2.00)

EDRS PRICE MF-\$0.65 HC Not Available from EDRS.  
DESCRIPTORS \*College Students; Commuting Students; \*Educational  
Finance; \*Higher Education; \*Post Secondary  
Education; Research Projects; \*Student Costs;  
Tuition

ABSTRACT

This document presents data on student expenses at colleges and other postsecondary educational institutions. Data were collected from the Parents' Confidential Statement (PCS) and the Student's Financial Statement (SFS), two information forms of the College Scholarship Service (CSS). Data on costs on more than 2,000 institutions were provided by the institutions themselves. An analysis of the data revealed several findings: (1) Major differences in expenses at the various types of institutions can be traced to differences in tuition and other fees. (2) Budgets for commuters are generally lower than for residents. (3) Tuition and other fees average only 12% of commuting students' budgets at 2-year public institutions and as much as 63% of commuting students budgets at private 4-year institutions. (4) Expenses have increased over the last 3 years at all types of institutions. (Author/MJM)

ED 086037



# Student Expenses at Postsecondary Institutions 1973-74

U.S. DEPARTMENT OF HEALTH,  
EDUCATION & WELFARE  
NATIONAL INSTITUTE OF  
EDUCATION

THIS DOCUMENT HAS BEEN REPRODUCED EXACTLY AS RECEIVED FROM THE PERSON OR ORGANIZATION ORIGINATING IT. POINTS OF VIEW OR OPINIONS STATED DO NOT NECESSARILY REPRESENT OFFICIAL NATIONAL INSTITUTE OF EDUCATION POSITION OR POLICY.

PERMISSION TO REPRODUCE THIS  
COPYRIGHTED MATERIAL BY MICRO  
FICHE ONLY HAS BEEN GRANTED BY

*College Entrance  
Examination Board*  
TO ERIC AND ORGANIZATIONS OPERATING UNDER AGREEMENTS WITH THE NATIONAL INSTITUTE OF EDUCATION. FURTHER REPRODUCTION OUTSIDE THE ERIC SYSTEM REQUIRES PERMISSION OF THE COPYRIGHT OWNER.

James B. Allan  
Elizabeth W. Suchar



College Scholarship Service  
of the College Entrance Examination Board

HE 004025

ED 086037

STUDENT EXPENSES AT POSTSECONDARY INSTITUTIONS  
1973-74

James B. Allan  
Assistant Program Director, College Scholarship Service  
Educational Testing Service

Elizabeth W. Suchar  
Assistant Director, College Scholarship Service

College Entrance Examination Board, New York, 1973

The College Scholarship Service (CSS) is an activity of the College Entrance Examination Board, concerned with improving equal educational opportunity. The CSS through the determination of financial need assists in the equitable distribution of financial assistance to students. Its services are offered to students and their parents, to secondary schools, to noncollegiate sponsors of financial aid programs, and to all institutions of postsecondary education. Operational activities for the College Scholarship Service are performed by Educational Testing Service.

The College Entrance Examination Board is a nonprofit membership organization that provides tests and other educational services for students, schools, and colleges. The membership is composed of more than 2,000 colleges, schools, school systems, and education associations.

Copies of this book can be ordered from Publications Order Office, College Entrance Examination Board, Box 592, Princeton, New Jersey 08540. The price is \$2.

Editorial inquiries regarding this book should be addressed to the College Scholarship Service, College Entrance Examination Board, 888 Seventh Avenue, New York, New York 10019.

Copyright © 1973 by College Entrance Examination Board  
All rights reserved. Printed in the United States of America.

## CONTENTS

Introduction . . . . .	iv
Investigating costs: The first step in financial planning . . . . .	v
Definition of data used for this discussion. . . . .	vi
Analysis of information. . . . .	vi
Differences in average expenses. . . . .	vi
Figure A. Mean first-year resident total budget, 1972-73 academic year. . . . .	vii
Figure B. Mean first-year commuter total budget, 1972-73 academic year. . . . .	vii
Commuters' budgets vs. residents' budgets. . . . .	viii
Figure C. The makeup of the resident and commuter student expense dollar: 1972-73 academic year. . . . .	viii
Costs are increasing . . . . .	ix
Table 1. Average costs for resident and commuter students and increases over three-year period. . . . .	ix
Estimating two-year and four-year budgets. . . . .	x
Table 2. Dollar and percent increase at the mean for the one-year period 1971-72 to 1972-73 and the two-year period 1970-71 to 1972-73: Resident student budget . . . . .	xi
Table 3. Dollar and percent increase at the mean for the one-year period 1971-72 to 1972-73 and the two-year period 1970-71 to 1972-73: Commuter student budget . . . . .	xi
Table 4. Rates for estimating total potential costs for the two-year and four-year periods at different types of colleges. . . . .	xii
Explanations and definitions . . . . .	xiii
Institutions' estimates of student expenses. . . . .	1

## INTRODUCTION

Each year the College Scholarship Service provides postsecondary institutions, state programs, and other users of the CSS need analysis services with information to assist the educational community in the equitable distribution of student financial assistance funds. This booklet presents data on student expenses at colleges and other postsecondary educational institutions.

For the first time the CSS is making this publication available to the secondary school community to aid in its effort to inform students of the average costs at various postsecondary institutions. Data on costs at more than 2,000 institutions are included. The cost figures listed here were provided by the institutions themselves and are used by the CSS in computing a student's financial need. It should be stressed that these are each college's average student expenses, and those for any individual student at the college may be quite different from the average. However, students may find some of the figures helpful in completing the budget section of the CSS publication, Meeting College Costs in 1973-74 (page 2), which assists students in determining how much they can afford to pay toward postsecondary expenses and thus whether they should apply for assistance at particular institutions.

The responsibility for meeting postsecondary education costs is shared among the student; his parents; institutions; gifts from individuals, corporations, and foundations; and financial aid programs of the various levels of government. This pattern of financing reflects the philosophy that education benefits both the individual and the society. The financial assistance that is provided to students is intended to enable them to acquire the kind of education that will meet their individual needs. Students who lack the necessary resources for postsecondary education should have the best chance of attending the institution of their choice if they are fully informed about costs and the availability of financial aid.

The information listed on pages 1-91 of this booklet was collected by the CSS for use in processing two CSS information forms, the Parents' Confidential Statement (PCS) and the Student's Financial Statement (SFS). Information supplied on these forms, combined with the data on average expenses listed here, is used to estimate how much financial aid, if any, a student would need at a particular college. Under the CSS need analysis system, an estimate of how much a student and his parents can pay toward his college expense is subtracted from the budget provided by the institution, and the difference is the

amount reported to the institution as the student's estimated financial need.

A by-product of the collection of data on average student budgets from the institutions is the opportunity to analyze and observe trends from year to year and to compare the data on costs at different types of institutions, as well as to provide this listing of average expenses for resident students, commuters, and self-supporting students. For this new booklet, a general description and an analysis of college costs, based on statistics for the 1972-73 academic year, are provided, as well as an overview of the changes in student expenses over the past several years. This information is meant to be useful not only in the consideration of the pattern of current costs but also in forecasting future costs of postsecondary education.

#### INVESTIGATING COSTS: THE FIRST STEP IN FINANCIAL PLANNING

For the past several years, great emphasis has been placed on the objective of equal opportunity for postsecondary education. This was a leading theme of the recent legislation authorizing educational expenditures. The higher education provisions of the Education Amendments of 1972 cite as their primary purpose "to assist in making available the benefits of postsecondary education to qualified students in institutions of higher education."

The realization of this objective of advanced education for many students is contingent upon their receiving financial aid with which to meet their various expenses at postsecondary institutions. A student's need for financial aid is related to several factors: the expenses associated with attendance at particular institutions, his own resources, and what his parents can afford to pay. This publication focuses on the first of these factors.

One major item of expense at most institutions is tuition. While the actual costs to institutions for a student's education vary according to curriculum, academic level, and quality of instruction offered, the actual tuition charge to the student is more closely related to the type of institution he is attending: public, private nonprofit, or proprietary. As a rule, public institutions offer education at the lowest prices. Private nonprofit institutions also price education below the real costs to them, but their tuition charge is still likely to be considerably higher than for public institutions. Proprietary schools set their prices to cover all expenses. In addition to tuition, a student must also consider the cost of room, board, books, supplies, transportation, and such personal expenses as clothes, laundry, and recreation.

### DEFINITION OF DATA USED FOR THIS DISCUSSION

The figures used as a basis for this discussion of the costs of postsecondary education are those supplied by institutions that submitted budget information to the CSS for the 1972-73 academic year. There are data from 446 two-year public institutions, 431 four-year public institutions, 154 two-year private nonprofit institutions, and 969 four-year private nonprofit institutions. A request for the information was sent to institutions in August 1972, but all changes reported to the CSS up to February 1973 have been included in the listing in this booklet.

### ANALYSIS OF INFORMATION

A review of the data reveals several findings of general interest for discussion here:

- Major differences in expenses at the various types of institutions can be traced to differences in tuition and other fees.
- Budgets for commuters are generally lower than for residents.
- Tuition and other fees average only 12 percent of commuting students' budgets at two-year public institutions and as much as 63 percent of commuting students' budgets at private four-year institutions.
- Expenses have increased over the last three years at all types of institutions.

### DIFFERENCES IN AVERAGE EXPENSES

Figure A shows that on the average it costs a first-year resident student less to attend a public four-year institution, the least costly, than to attend either a two-year or a four-year private institution. The major source of the difference is in the category of tuition and fees, which are almost four times higher at the private four-year institution. Room and board for resident students is generally similar in different types of institutions, as are other expenses.

The most costly of the three types of institutions for which data are provided here are the private four-year institutions. As is true of the private two-year institutions, the greater cost is primarily the result of higher tuition and other fees. Tuition accounts for 53 percent of the total average budget for private four-year colleges, compared to 23 percent for tuition at four-year public institutions.



Figure A. Mean first-year resident total budget, 1972-73 academic year\*

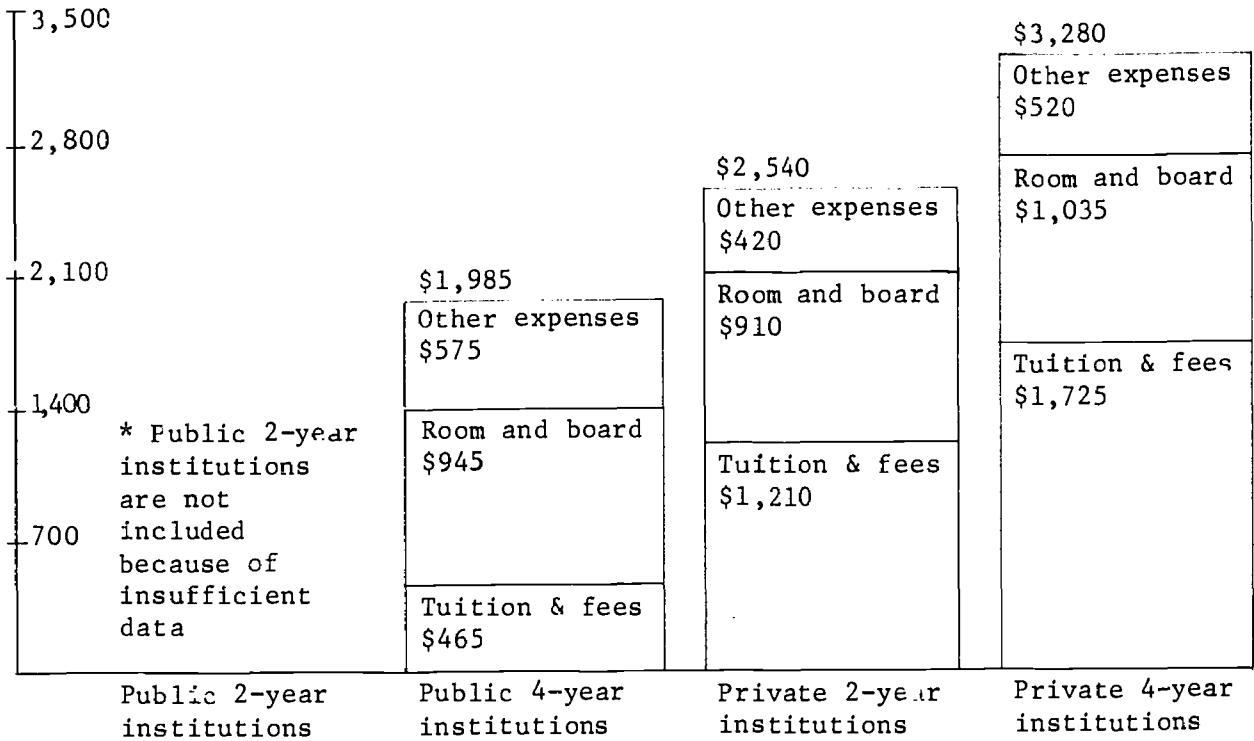
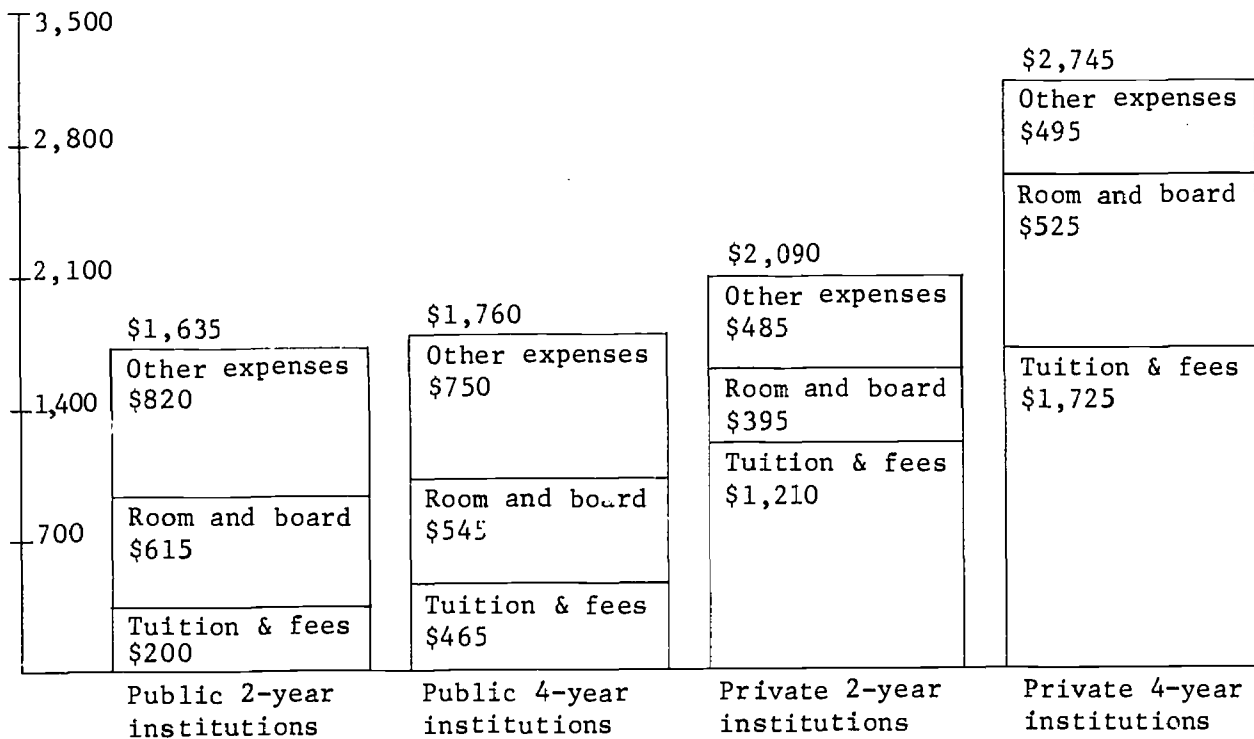


Figure B. Mean first-year commuter total budget, 1972-73 academic year




COMMUTERS' BUDGETS VS. RESIDENTS' BUDGETS

Figure B shows that the basic progression of expenses for commuting students at the different types of institutions is consistent with those for resident students although the total resident budgets are higher. However, "other expenses" in commuter budgets is generally higher, probably because of daily transportation costs, although no determination of this factor was possible in the analysis. The difference in cost between the resident budget and the commuter budget ranges from \$225 for the public four-year institution (11.3 percent less than the resident budget) to \$535 for the private four-year institution (16.3 percent less than the resident budget). These budget figures show that on the average students who commute to college spend 12-18 percent less than those who live on campus. However, it should be noted again that transportation is not itemized separately in these data, and it can vary greatly among both commuting and resident students.

Figure C illustrates that on the average tuition and fees make up the smallest part of students' total budgets in public four-year institutions and the greatest part in private four-year institutions. At private institutions the largest percentage for both commuter and resident students is for tuition and fees, but at public four-year institutions the largest part of the resident student's dollar is spent on room and board, and of the commuter student's for both two-year and four-year institutions in the category called "other expenses."

Figure C. The makeup of the resident and commuter student expense dollar: 1972-73 academic year



COSTS ARE INCREASING

How do the costs for 1972-73 compare with costs for previous years? Table 1 shows that the total costs of attendance for both resident and commuter students in public and private institutions has increased over the last three years. The average budget for commuter students in public two-year colleges has increased \$109 (7.1 percent) over the past year and \$205 (14.3 percent) over the past two years. In public four-year institutions, the average resident budget has increased \$110 or 5.9 percent over the past year, \$202 (11.3 percent) over the past two years; and the average commuter budget has increased \$101 (6.1 percent) over the past year and \$229 (15.0 percent) over the past two years.

Table 1. Average costs for resident and commuter students and increases over three-year period

Average costs						
	Total resident student budget					
	Two-year			Four-year		
	70-71	71-72	72-73	70-71	71-72	72-73
Public . . . . .	*			\$1,782	\$1,874	\$1,984
Private. . . . .	\$2,379	\$2,483	\$2,539	\$2,973	\$3,170	\$3,279
Total commuter student budget						
Public . . . . .	\$1,432	\$1,528	\$1,637	\$1,529	\$1,657	\$1,758
Private. . . . .	\$1,832	\$1,991	\$2,088	\$2,380	\$2,597	\$2,743
Dollar and percent increases over three-year period						
	Resident students					
	1971-72 to 1972-73			1970-71 to 1972-73		
Public two-year. . .	*			*		
Public four-year . .	110 (5.9%)			202 (11.3%)		
Private two-year . .	56 (2.3%)			160 (6.7%)		
Private four-year. .	109 (3.4%)			306 (10.3%)		
Commuter students						
Public two-year. . .	109 (7.1%)			205 (14.3%)		
Public four-year . .	101 (6.1%)			229 (15.0%)		
Private two-year . .	97 (4.9%)			256 (14.0%)		
Private four-year. .	146 (5.6%)			363 (15.3%)		

\* Insufficient data.

The smallest increase has occurred in the private two-year resident budget: \$56 (2.3 percent) over the past year, \$160 (6.7 percent) over the past two years. The commuter budget at private two-year institutions has increased \$97 (4.9 percent) over the past year and \$256 (14.0 percent) over the past two years. At private four-year institutions resident and commuter budgets have increased \$109 (3.4 percent) and \$146 (5.6 percent) respectively over the last year and \$306 (10.3 percent) and \$363 (15.3 percent) respectively over the last two years.

This analysis indicates that the average resident budget has increased by approximately \$100 over the last year and by \$200 to \$300 over the last two years. The average commuter budget has seen a similar increase, \$100 to \$150 over the last year, \$200 to \$350 over the last two years. Where are these increases to be found? In the public four-year institution, the increase in the budget for 1972-73 has been evenly spread over the major expense categories, but over the past two years the tuition and fees category has increased at a greater rate than other components of the budget. Similarly, the two-year increase in the resident budgets at private four-year institutions is concentrated in tuition and fees.

Table 2 shows that the greatest percentage increases in the different expense categories are occurring at the public four-year institutions. However, the actual dollar increase, while largest at the public four-year college for the one-year period, is greatest at the private four-year institution for the two-year period (\$306). The rise at the private college is attributable to an increase in tuition and fees of 13.7 percent.

Table 3 shows the amounts and percentages of increases for commuter students. The commuter budget at public four-year colleges increased by about \$100 over the last year, \$230 over the past two years. Average commuter budgets also increased at private four-year institutions by \$145 and \$350 for the last one and two years respectively.

#### ESTIMATING TWO-YEAR AND FOUR-YEAR BUDGETS

The information provided by institutions to the CSS shows that educational costs are rising each year. For the student planning to attend a postsecondary institution, the question is how much he will require during the period of his enrollment. The data here show that the average commuter budget in public two-year colleges has increased at an annual rate of about 7.1 percent; in private two-year institutions the rate is about 2.8 percent per year for resi-

Table 2. Dollar and percent increase at the mean for the one-year period 1971-72 to 1972-73 and the two-year period 1970-71 to 1972-73

Resident student budget	1971-72 to 1972-73		1970-71 to 1972-73	
<b>Public two-year</b>				
Insufficient data				
<b>Public four-year</b>				
Tuition and other fees	\$ 26	(5.9%)	\$ 70	(17.7%)
Resident room and board	55	(6.2%)	98	(11.6%)
Resident other expenses	29	(5.3%)	34	(6.3%)
Total expenses	110	(5.9%)	202	(11.3%)
<b>Private two-year</b>				
Tuition and other fees	18	(1.5%)	66	(5.8%)
Resident room and board	33	(3.8%)	61	(7.2%)
Resident other expenses	5	(1.2%)	33	(8.5%)
Total expenses	56	(2.3%)	160	(6.7%)
<b>Private four-year</b>				
Tuition and other fees	73	(4.4%)	208	(13.7%)
Resident room and board	28	(2.8%)	83	(8.7%)
Resident other expenses	8	(1.6%)	15	(3.0%)
Total expenses	109	(3.4%)	306	(10.3%)

Table 3. Dollar and percent increase at the mean for the one-year period 1971-72 to 1972-73 and the two-year period 1970-71 to 1972-73

Commuter student budget	1971-72 to 1972-73		1970-71 to 1972-73	
<b>Public two-year</b>				
Tuition and fees	\$ 15	(8.3%)	\$ 32	(19.5%)
Commuter room and board	49	(8.6%)	71	(13.9%)
Commuter other expenses	45	(5.8%)	102	(14.1%)
Total expenses	109	(7.1%)	205	(14.3%)
<b>Public four-year</b>				
Tuition and fees	26	(5.9%)	70	(17.7%)
Commuter room and board	51	(10.4%)	87	(19.1%)
Commuter other expenses	24	(3.3%)	72	(10.6%)
Total expenses	101	(6.1%)	229	(15.0%)
<b>Private two-year</b>				
Tuition and fees	18	(1.5%)	66	(5.8%)
Commuter room and board	13	(3.4%)	54	(15.8%)
Commuter other expenses	66	(15.8%)	136	(39.2%)
Total expenses	97	(4.9%)	256	(14.0%)
<b>Private four-year</b>				
Tuition and fees	73	(4.4%)	208	(13.7%)
Commuter room and board	56	(12.0%)	127	(32.0%)
Commuter other expenses	17	(3.6%)	28	(6.0%)
Total expenses	146	(5.6%)	363	(15.3%)

dents and about 5.9 percent for commuters. In public four-year institutions, the rate is about 5.8 percent for residents, 6.8 percent for commuters. In private four-year institutions, the rate is about 4.2 percent for residents and 6.6 percent for commuters.

The rates in Table 4 were developed to assist in predicting trends in costs for different types of institutions. They are based on data from a three-year period (1970-71, 1971-72, 1972-73). To estimate the potential average two-year or four-year cost at a particular type of institution, the total average cost (from Figure A or Figure B) should be multiplied by the appropriate ratio in Table 4. Such estimates are based on the assumption that costs will continue to rise at the average rate of the period 1970-73. It should be emphasized that estimates obtained this way are average figures for general types of institutions and that figures for individual institutions within these types would vary greatly.

Table 4. Rates for estimating total potential costs for the two-year and four-year periods at different types of colleges

	Resident budget	Commuter budget
Public two-year	*	2.15
Public four-year	4.25	4.30
Private two-year	2.06	2.12
Private four-year	4.18	4.29
	* Insufficient data	

For example, if the average total resident budget for private two-year institutions is \$2,540 for 1972-73, then the estimated total budget for two years is \$5,232 [ $\$2,540$  (1972-73 cost from Figure A) X 2.06 (from Table 4)]. This represents the estimated total cost for attending this type of institution for the next two years, considering probable increases during that time. The average total budget costs for four-year institutions can also be estimated using this method.

The data in this publication reflect the expenses of undergraduate students who are being supported primarily by their parents. It is planned to report more information in future years about the expenses of self-supporting students. Listed at the right is a breakdown of the components of an average 12-month budget for a single student, based on expenses submitted to the CSS by self-supporting students who filed the Student's Financial Statement as applicants for financial aid.

Housing	\$ 910
Food	630
Clothes	200
Transportation	270
Medical	100
Other expenses	370
<hr/>	
TOTAL	\$2,480

## EXPLANATIONS AND DEFINITIONS

Institutions that completed a form sent to them by the CSS ("College Estimate of Student Expenses") for the 1972-73 or 1973-74 academic year are included in this publication. An asterisk (\*) indicates that the cost figures are for 1972-73. These figures are used only if an institution had not submitted 1973-74 cost figures as of February 1973. Institutions whose cost figures were not updated for 1972-73 or 1973-74 do not appear.

Tuition and fees: Tuition and other general fees charged to all students. For public institutions there may be an additional charge for students from other states or districts which is not included in this figure.

Resident room and board: Average charges for rent and meals for students maintaining a residence apart from their parents, as in a residence hall, a fraternity house, or off-campus housing.

Resident other expenses: Average expenditures for books, supplies, personal and incidental expenses, and transportation. For students living away from home, the transportation item is defined as the average cost of two round trips between the students' homes and the institution.

Resident total budget: The total of all expenses: tuition and fees, room and board, and other expenses as supplied by the institution for resident students.

Commuter total budget: The total of all expenses for tuition and fees (for public institutions, the in-state charge is used), books and supplies, personal and incidental expenses, and transportation as reported by the institution for commuting students. Some institutions have included the costs of rent and meals at home, while others have excluded the costs to the family if the student lives at home and considered only the direct cost of meals the student has away from home. Commuting students are those who live at home and travel back and forth to college daily.

Total 12-month self-supporting budget: The total of all expenses for a single self-supporting student. These include direct educational expenses such as tuition and fees, books and supplies, transportation, and the costs of living such as rent, food, and personal and incidental expenses. In the case of a public college, the tuition and fees that are included are those for residents of the same state or district.

Optimum PCS filing date: The date by which the institution suggests that the student send the Parents' Confidential Statement to the CSS for analysis. This date is provided to insure adequate time for review and for award decisions to

be made. It should not be interpreted as a deadline date, for colleges may review PCSs filed with the CSS after this date. This date may also differ from deadline dates for financial aid applications, which are published by most institutions in their catalog or financial aid publication.

PCS--Parents' Confidential Statement: A form designed by the CSS to collect information on a family's financial circumstances for primarily dependent students. The information is used in determining the family's ability to pay for college costs.

SFS--Student's Financial Statement: A form intended for students who are primarily self-supporting. The financial information collected on this form is used in estimating a student's resources and expenses.

CSS--College Scholarship Service: An activity of the College Entrance Examination Board concerned with improving educational opportunity. Through its analysis of information provided on the PCS and SFS, it assists institutions in the equitable distribution of financial aid.



INSTITUTIONS' ESTIMATES OF STUDENT EXPENSES

NAME OF INSTITUTION	RESIDENT TUITION AND FEES	RESIDENT ROOM AND BOARD	RESIDENT OTHER EXPENSES	RESIDENT TOTAL BUDGET	COMMUTER TOTAL BUDGET	12-MONTH SELF-SUPPORTING BUDGET	OPTIMUM PCS FILING DATE
ALABAMA AGRICULTURAL AND MECHANICAL UNIV	330	862	458	1650	1200	2200	05/20
ALABAMA CHRISTIAN COLLEGE	1150	900	730	2780	2700	3180	04/15
ALABAMA SCHOOL OF TRADES	240	1060	620	1920	1600	1920	
ATHENS COLLEGE	1150	1076	740	2966	2850		06/01
AUBURN UNIVERSITY AUBURN	525	990	645	2160	1525	2700	
AUBURN UNIVERSITY MONTGOMERY				1745	1745		02/15
BESSEMER STATE TECHNICAL INSTITUTE				1970	1970		
* BIRMINGHAM SOUTHERN COLLEGE	1500	900	500	2900	2400		
* CULLMAN COLLEGE	850	900	500	2250	2000		
* DANIEL PAYNE COLLEGE	916	709	385	2010	1751		
* ENTERPRISE STATE JUNIOR COLLEGE					1663		
* FLORENCE STATE UNIVERSITY	400	800	600	1800	1400	1550	
GADSDEN STATE JUNIOR COLLEGE	210	750	505	1465	1215	2695	
GEORGE C WALLACE STATE TECHNICAL JR COLL	210	575	620	1405	1405	1870	
HUNTINGDON COLLEGE MONTGOMERY	1400	950	300	2650	1650	3350	06/01
JACKSONVILLE STATE UNIVERSITY	450	700	600	1750	1750	3305	04/15
* JAMES H FAULKNER STATE JUNIOR COLLEGE	203	840	450	1493	1093		
* JEFFERSON DAVIS STATE JUNIOR COLLEGE	203	320	120	643	1303		05/01
JEFFERSON STATE JUNIOR COLLEGE					1600		
* JOHN C CALHOUN STATE TECHNICAL JR CCLL					1000	1333	
* JUDSON COLLEGE MARION	995	1290	200	2485	1395		
LIVINGSTON UNIVERSITY	400	780	650	1830	1680		05/01
* MARION INSTITUTE	1450	950	855	3255	3105		
* MILES COLLEGE	840	765	500	2105	1965	2565	
* MOBILE COLLEGE	990	900	500	2390	1850		
* OAKWOOD COLLEGE	1527	791	730	3048	2599		
* PATRICK HENRY STATE JUNIOR COLLEGE	200	733	367	1300	905		

\* INDICATES THAT THE DATA ARE FOR 1972-1973

NAME OF INSTITUTION	RESIDENT TUITION AND FEES	RESIDENT ROOM AND BOARD	RESIDENT OTHER EXPENSES	RESIDENT TOTAL BUDGET	COMMUTER TOTAL BUDGET	12-MONTH SELF-SUPPORTING BUDGET	OPTIMUM PCS FILING DATE
SAINTE BERNARD COLLEGE	1100	1100	750	2950	2300		
SAMFORD UNIVERSITY	1300	950	600	2850	2450	3170	05/01
* SOUTHEASTERN BIBLE COLLEGE BIRMINGHAM	760	780	250	1790	2590		
* SOUTHERN UNION STATE JUNIOR COLLEGE	205	825	625	1655	1280		
SPRING HILL COLLEGE	1570	1100	900	3570	3030	4080	02/01
STILLMAN COLLEGE	1300	930	320	2550	1620		05/01
* TALLADEGA COLLEGE	1145	855	600	2600	2138		
THEODORE ALFRED LAWSON STATE JUNIOR COLL					1166		04/15
TROY STATE UNIVERSITY	480	830	520	1830	1420	2540	05/01
TUSKEGEE INSTITUTE	1075	725	800	2600	2200	3200	05/01
* UNIVERSITY OF ALABAMA BIRMINGHAM CAMPUS	540	1026	640	2206	1800		
UNIVERSITY OF ALABAMA HUNTSVILLE CAMPUS	525	1180	820	2525	1845	2445	04/01
* UNIVERSITY OF ALABAMA TUSCALOOSA CAMPUS	510	1100	590	2200	1750		
UNIVERSITY OF MONTEVALLO	360	750	590	1700	1600	2300	
* UNIVERSITY OF SOUTH ALABAMA	573	990	550	2113	1973	2822	
* WALKER COLLEGE	600	916	628	2144	1629		
ALASKA							
* ALASKA BUSINESS COLLEGE INC					6235		
* ALASKA METHODIST UNIVERSITY	2350	1450	700	4500	4270		
ALASKA UNIVERSITY	200	900	180	2280	3880	5170	09/01
* ANCHORAGE COMMUNITY COLLEGE					2470	2520	
SHELDON JACKSON COLLEGE	1080	1400	200	2680	2730		05/01
UNIVERSITY OF ALASKA	352	1400	100	2852	2152	3452	03/01
ARIZONA							
ARIZONA STATE UNIVERSITY	320	1070	610	2000	1400		03/01
ARIZONA WESTERN COLLEGE	150	925	685	1760	1535		06/30

NAME OF INSTITUTION	RESIDENT TUITION AND FEES	RESIDENT ROOM AND BOARD	RESIDENT OTHER EXPENSES	RESIDENT TOTAL BUDGET	COMMUTER TOTAL BUDGET	12-MONTH SELF-SUPPORTING BUDGET	OPTIMUM PCS FILING DATE
GRAND CANYON COLLEGE	1150	950	700	2800	1950		06/15
* NAVAJO COMMUNITY COLLEGE	400	640	600	1640	1640		
* NORTHERN ARIZONA UNIVERSITY	325	840	560	1725	835		
* PHOENIX COLLEGE	90	950	560	1600	1750		
* PIMA COLLEGE	120	720	590	2430	1230		
* UNIVERSITY ARIZONA TUCSON	370	800	790	1960	1830		
YAVAPAI COLLEGE	120	990	730	1840	950		03/01
ARKANSAS							
ARKANSAS COLLEGE	1400	1050	700	3150	2500		07/01
* ARKANSAS STATE UNIVERSITY BEEBE BRANCH	220	660	450	1330	1070		
* COLLEGE OF THE OZARKS	650	850	700	2200	1900		
* CROWLEYS RIDGE COLLEGE	778	638	450	1866	1928	1335	
* DRAUGHON SCHCOL OF BUSINESS	920	780	200	1900	1120		
* HARDING COLLEGE	1220	849	450	2519	2370		
* HENDERSON STATE COLLEGE	410	728	475	1613	1535		
HENDRIX COLLEGE	1390	900	600	2890	3090	3890	
PHILANDER SMITH COLLEGE	825	700	600	2125	1925	2300	
PRESCOTT COLLEGE INC	2300	1100	600	4000			03/01
* SHORTER COLLEGE NORTH LITTLE ROCK	350	675	300	1325	910		
* SOUTHERN STATE COLLEGE	410	744	550	1704	1610		
SOUTHWEST TECHNICAL INSTITUTE	96	900	825	1821	1721	1821	08/01
UNIVERSITY OF ARKANSAS FAYETTEVILLE	400	950	750	2100	980	3309	04/15
* UNIVERSITY OF ARKANSAS LITTLE ROCK					1675		
* UNIVERSITY OF ARKANSAS MONTICELLO	415	775	700	1890	1215		
WESTARK JUNIOR COLLEGE	265	900	570	1735	1235	1735	08/01

NAME OF INSTITUTION	RESIDENT TUITION AND FEES	RESIDENT ROOM AND BOARD	RESIDENT OTHER EXPENSES	RESIDENT TOTAL BUDGET	COMMUTER TOTAL BUDGET	12-MONTH SELF-SUPPORTING BUDGET	OPTIMUM PCS FILING DATE
* ALLAN HANCOCK COLLEGE					1245		
AMERICAN RIVER COLLEGE					1425		
ANTELOPE VALLEY COLLEGE	20	200	550	770	1520		
* ANTIOCH COLLEGE WEST					5450		
ARMSTRONG COLLEGE	1166	1125	420	2711	2711	3494	12/15
ART CENTER COLLEGE OF DESIGN	3000	1950	470	6420	5445		
AZUSA PACIFIC COLLEGE	1750	1100	825	3675	2750		03/15
* BARSTOW COLLEGE					2302		
BETHANY BIBLE COLLEGE	1355	950	695	3000	3000	3955	04/15
BIOLA COLLEGE	1670	1010	550	3230	2220		02/15
BUTTE COLLEGE	21	1150	800	1971	1421	2630	06/01
CABRILLO COLLEGE					1310	1679	08/31
CALIFORNIA BAPTIST COLLEGE	1390	920	800	3110	3010	4980	
CALIFORNIA CHRISTIAN COLLEGE	640	820	600	2060	2060	2500	
CALIFORNIA COLLEGE OF ARTS AND CRAFTS	1980	1550	800	4330	4330		03/01
* CALIFORNIA INSTITUTE OF ARTS	2800	1300	200	5300	4300		
CALIFORNIA INSTITUTE OF TECHNOLOGY	3030	1300	550	4880	4380		02/01
CALIFORNIA LUTHERAN COLLEGE	2223	950	575	3748	3593		02/15
* CALIFORNIA POLYTECHNIC STATE UNIV SN LU	160	1360	750	2270	1810	3030	
CALIFORNIA SCHOOL OF PROF PSYCH LS ANGLS	3240	1940	231	6411		6945	02/15
* CALIFORNIA SCHOOL OF PROF PSYCH SN FRAN						6000	
* CALIFORNIA STATE COLLEGE EAKERSFIELD	123	1300	650	2073	1473		
CALIFORNIA STATE COLLEGE DCMINGUEZ HILLS	143	1305	967	2415	1310	3290	
* CALIFORNIA STATE COLLEGE SAN BERNARDINO	180	1150	800	2130	1460		
CALIFORNIA STATE COLLEGE SONOMA	150	1200	950	2300	1800	3000	08/31
CALIFORNIA STATE COLLEGE STANISLAUS	170	1400	650	2220	1520	2520	04/01
CALIFORNIA STATE POLYTECHNIC UNIV POMONA	180	1350	870	2400	1800	3490	07/15
CALIFORNIA STATE UNIVERSITY CHICO	180	1300	720	2200	1750	2935	

NAME OF INSTITUTION	RESIDENT TUITION AND FEES	RESIDENT ROOM AND BOARD	RESIDENT OTHER EXPENSES	RESIDENT TOTAL BUDGET	COMMUTER TOTAL BUDGET	12-MONTH SELF-SUPPORTING BUDGET	OPTIMUM PCS FILING DATE
* CALIFORNIA STATE UNIVERSITY FRESNO	168	1290	692	2150	1430	2682	
CALIFORNIA STATE UNIVERSITY FULLERTON	160	1230	720	2110	1760		
CALIFORNIA STATE UNIVERSITY HAYWARD	170	1200	800	2170	1670	3046	03/16
CALIFORNIA STATE UNIVERSITY HUMBOLDT	160	1250	840	2250	1650	2900	
CALIFORNIA STATE UNIVERSITY LONG BEACH	164	1386	750	2300	1800	3560	
* CALIFORNIA STATE UNIVERSITY LOS ANGELES	240	132		1372	2760		
* CALIFORNIA STATE UNIVERSITY NORTHRIDGE	164	1400	635	2199	1699		
CALIFORNIA STATE UNIVERSITY SACRAMENTO	160	900	800	1860	2360	2480	03/30
CALIFORNIA STATE UNIVERSITY SAN DIEGO	160	1325	800	2285	1790	3480	03/01
* CALIFORNIA STATE UNIVERSITY SAN FRANCISCO	164	1375	76	2615	1800		
* CALIFORNIA STATE UNIVERSITY SAN JOSE	164	1500	536	2200	1739	2800	
* CENTER FOR EARLY EDUCATION					850		
* CERRITOS COLLEGE	14	1200	250	2464	1164		
CHAFFEY COLLEGE					950		09/01
CHAPMAN COLLEGE	2200	1230	470	3900	3250	4800	02/01
* CITRUS COLLEGE					1620		
CITY COLLEGE OF SAN FRANCISCO					1315		
CLAREMONT GRADUATE SCHOOL AND UNIV CTR	2400	1200	790	4390	5260	5250	
CLAREMONT MENS COLLEGE	2900	1330	500	4730			02/01
* COGSWELL POLYTECHNIC COLLEGE					1860		
* COLLEGE OF MARIN	12	1013	550	1575	1262		
COLLEGE OF NOTRE DAME BELMONT	1650	1200	900	3750	3550	4600	02/15
* COLLEGE OF THE CANYONS					2515		
* COLLEGE OF THE DESERT	20	400	160	1580	2680		
* COLLEGE OF THE REDWOODS		1100		1600	1950		
* COLLEGE OF THE SEQUOIAS	20	1200	400	1620	620		
COLLEGE OF THE SISKIYOU	30	1050	500	1580	1180		07/31
* COLUMBIA JUNIOR COLLEGE COLUMBIA		1000		2065	1065		

NAME OF INSTITUTION	RESIDENT TUITION AND FEES	RESIDENT ROOM AND BOARD	RESIDENT OTHER EXPENSES	RESIDENT TOTAL BUDGET	COMMUTER TOTAL BUDGET	12-MONTH SELF-SUPPORTING BUDGET	OPTIMUM PCS FILING DATE
* COMMON COLLEGE	3025	1000	500	4525			
COMPTON COLLEGE	20	1500	550	2070	1670	3180	
CONTRA COSTA COLLEGE	10	1240	750	2000	1600	2400	
CYPRESS COLLEGE					1795		
* DE ANZA COLLEGE	21	540	400	961	2271		
* DEEP SPRINGS COLLEGE	2500	1700	250	4450			
DOMINICAN COLLEGE OF SAN RAFAEL	1700	1250	700	3650	3600	4800	02/01
* DON BOSCO TECHNICAL INSTITUTE	750	1400	650	2800	2450		
* EAST LOS ANGELES COLLEGE					1450		
EDISON TECHNICAL INSTITUTE	1540	2000	570	4110		4110	
* FOOTHILL COLLEGE	54	860	650	1564	2054		
FRESNO CITY COLLEGE	20	950	780	1750	1300	2335	
* FULLERTON JUNIOR COLLEGE					2033		
GOLDEN GATE UNIVERSITY	1072	2005	23	4100	1860	5936	03/01
GROSSMONT COLLEGE	30	1290	980	2300	1530		03/15
* HARTNELL COLLEGE					1800		
HARVEY MUDD COLLEGE	2970	1210	500	4680			02/01
* HASTINGS COLLEGE OF LAW SAN FRANCISCO	676	1614	10	3300	3300		
HOLLYWOOD PRESBYTERIAN HOSPITAL	680	1150	200	2030	2280		
HOLY NAMES COLLEGE	1550	1230	770	3550	3080		08/01
IMMACULATE HEART COLLEGE	2025	1300	625	3950	3350	4500	02/01
* IMPERIAL VALLEY COLLEGE					1650		
LOMA LINDA UNIVERSITY LA SIERRA CAMPUS	1855	1064	631	3550	2950	4126	04/15
LOMA LINDA UNIVERSITY LOMA LINDA	1860	1070	650	3580	3110	4750	06/01
LONE MOUNTAIN COLLEGE	1700	1330	780	3810	2990	4230	03/15
LUNG BEACH CITY COLLEGE	20	1300	800	2120	1320	2820	06/15
* LOS ANGELES CITY COLLEGE					2113		
* LOS ANGELES PIERCE COLLEGE					1974		

NAME OF INSTITUTION	RESIDENT TUITION AND FEES	RESIDENT ROOM AND BOARD	RESIDENT OTHER EXPENSES	RESIDENT TOTAL BUDGET	COMMUTER TOTAL BUDGET	12-MONTH SELF-SUPPORTING BUDGET	OPTIMUM PCS FILING DATE
LOS ANGELES SOUTHWEST COLLEGE					1523		
LOS ANGELES VALLEY COLLEGE	20	1600	750	2370	1470		
LOYOLA UNIVERSITY OF LOS ANGELES	2132	1200	650	3982	3482	4582	02/01
MARYMOUNT COLLEGE LOS ANGELES	2132	1200	650	3982	3482	4582	02/01
MARYMOUNT COLLEGE OF PALOS VERDES	1715	1450	975	4140	3329		08/15
* MENLO COLLEGE	2200	1250	750	4200	3085		
* MERCED COLLEGE					1800		
* MERRITT COLLEGE		1325		2010	1775		
MILLS COLLEGE	2505	1590	550	4645			02/01
MIRA COSTA COLLEGE	28	1200	750	1978	1978		05/01
* MODESTO JUNIOR COLLEGE					2100		
MONTEREY INSTITUTE OF FOREIGN STUDIES					4971		05/15
MONTEREY PENINSULA COLLEGE					1590		
MOUNT SAINT MARYS COLLEGE LOS ANGELES	1500	1250	600	3350	2550	4000	02/01
* NAIROBI COLLEGE					3640		
-NORTHROP INSTITUTE OF TECHNOLOGY	1655	1239	900	3794	3844	5058	08/01
OCCIDENTAL COLLEGE	2800	1400	450	4650	4050		02/15
* OHLONE COLLEGE	20	1580	700	2400	1220		
* ORANGE COAST COLLEGE					2750		
OTIS ART INSTITUTE OF LOS ANGELES COUNTY	800	1640	700	3140			01/01
PACIFIC CHRISTIAN COLLEGE	990	1110	550	2650	1540		08/01
PACIFIC COLLEGE	1560	1030	700	3290	3660	4160	
* PACIFIC OAKS COLLEGE					3920		
* PACIFIC UNION COLLEGE	1740	960	250	2950	2950		
* PALOMAR COLLEGE					1700		
PASADENA CITY COLLEGE					1700		
PASADENA COLLEGE	1882	900	200	3982	3882		03/15
PEPPERDINE UNIVERSITY LOS ANGELES CAMPUS	2200	1150	300	3650	2700	5750	



NAME OF INSTITUTION	RESIDENT TUITION AND FEES	RESIDENT ROOM AND BOARD	RESIDENT OTHER EXPENSES	RESIDENT TOTAL BUDGET	COMMUTER TOTAL BUDGET	12-MONTH SELF-SUPPORTING BUDGET	OPTIMUM PCS FILING DATE
PEPPERDINE UNIVERSITY MALIBU CAMPUS	2560	1200	550	4310	4210		06/30
* PITZER COLLEGE	2655	1450	600	4705	4405		
POMONA COLLEGE	2834	1450	500	4784	4784	5094	01/15
REEDLEY COLLEGE	20	950	780	1750	1300		07/01
* RIVERSIDE UNIVERSITY	1300	900	450	2650	2950		
* SACRAMENTO CITY COLLEGE	10	1200	300	1510	1810		
* SAINT MARYS COLLEGE OF CALIFORNIA	2102	1200	600	3902	3102	4872	
* SAN FRANCISCO ART INSTITUTE AND COLLEGE	1540	1300	600	3440	3440		
SAN FRANCISCO CONSERVATORY OF MUSIC	1860	1350	680	3890	3360		05/15
* SAN JOSE CITY COLLEGE	8	1700	600	2308	1683		
SANTA BARBARA AVIATIONS UNIV OF THE AIR	3700	1800	90	5590	3700	5500	
* SANTA MONICA COLLEGE	15	1400	630	2045			
* SANTA ROSA JUNIOR COLLEGE	16	1600	300	1916	1616		
SCRIPPS COLLEGE	2725	1525	500	4750			02/01
SHASTA COLLEGE	25	900	575	1500	1200		05/01
* SIERRA COLLEGE	18	1000	300	1318	1068		
* SIMPSON COLLEGE SAN FRANCISCO	1245	970	400	2615	3345		
SOUTHERN CALIFORNIA COLLEGE	1384	1020	50	3454	4279		
SOUTHERN CALIFORNIA SCHGCL CF THEOLOGY						5850	04/15
* SOUTHWESTERN COLLEGE CHULA VISTA	30	1200	970	2200	1550		
* SOUTHWESTERN UNIVERSITY LCS ANGELES	1350	2000	600	3950	4050		
STANFORD UNIVERSITY	3135	1425	600	5160			
THOMAS AQUINAS COLLEGE	1750	1150	350	3250	3450	3250	
UNITED STATES INTL UNIVERSITY SAN DIEGO	2215	1200	700	4115	3715	5577	02/15
* UNIVERSITY OF CALIFORNIA BERKELEY	640	1557	758	2955	2190		
* UNIVERSITY OF CALIFORNIA DAVIS	631	1375	794	2800	2000		
* UNIVERSITY OF CALIFORNIA RIVERSIDE	645	1400	668	2713	1963		
UNIVERSITY OF CALIFORNIA SANTA CRUZ	689	1300	760	2749	2389		

NAME OF INSTITUTION	RESIDENT TUITION AND FEES	RESIDENT ROOM AND BOARD	RESIDENT OTHER EXPENSES	RESIDENT TOTAL BUDGET	COMPUTER TOTAL BUDGET	12-MONTH SELF-SUPPORTING BUDGET	OPTIMUM PCS FILING DATE
UNIVERSITY OF CALIFORNIA IRVINE	624	1550	830	3004	2454	4190	09/15
UNIVERSITY OF CALIFORNIA LCS ANGELES	625	1570	805	3000	2400	3850	12/15
* UNIVERSITY OF CALIFORNIA SAN FRANCISCO						4100	
UNIVERSITY OF CALIFORNIA SANTA BARBARA	690	1380	680	2750	2250		
UNIVERSITY OF REDLANDS	2650	1050	550	4250	4100		03/01
UNIVERSITY OF SAN DIEGO	1970	1300	800	4070	3970	4670	04/01
* UNIVERSITY OF SAN DIEGO SCHCOL OF LAW						5742	
* UNIVERSITY OF SAN FRANCISCO	1792	1200	650	3642	3042		
* UNIVERSITY OF SANTA CLARA	2070	1242	650	3962	3462	4350	
UNIVERSITY OF SOUTHERN CALIF	2515	1250	550	4315	4315	5800	
UNIVERSITY OF THE PACIFIC	2795	1350	600	4745	4245	6595	01/15
* VICTOR VALLEY COLLEGE	16	1280	420	1716	1216	1289	
WEST COAST BIBLE SCHOOL	850	680	700	2230	2000		
* WEST COAST UNIVERSITY					1214		
* WEST LOS ANGELES COLLEGE	13	1500	600	2113	2313		
* WESTERN STATES COLLEGE OF ENGINEERING	725	1200	500	2425	2425		
WESTMONT COLLEGE	2195	1055	625	3875	3970		03/01
WHITTIER COLLEGE	2300	1050	750	4100	3600	5000	07/15
YUBA COMMUNITY COLLEGE		1150		1750	1550		
COLORADO							
* AIMS JUNIOR COLLEGE	180	850	480	1510	1700		
* ARAPAHOE COMMUNITY COLLEGE					1593		
COLORADO COLLEGE	2800	1000	550	4350	3350	4550	02/01
* COLORADO MOUNTAIN COLLEGE EAST CAMPUS	155	325	150	630	770		
* COLORADO MOUNTAIN COLLEGE WEST CAMPUS	498	1170	500	2168	2298		
* COLORADO SCHOOL OF MINES	533	1000	550	2083	1283		
COLORADO STATE UNIVERSITY	570	1113	615	2298	1770		

COLORADO

NAME OF INSTITUTION	RESIDENT TUITION AND FEES	RESIDENT ROOM AND BOARD	RESIDENT OTHER EXPENSES	RESIDENT TOTAL BUDGET	COMPUTER TOTAL BUDGET	12-MONTH SELF-SUPPORTING BUDGET	OPTIMUM PCS FILING DATE
* COMMUNITY COLLEGE OF DENVER NORTH CAMPUS	234	450	816	1500	2375		
* ILIFF SCHOOL OF THEOLOGY	650	840	240	2730	2730	3000	
LORETTO HEIGHTS COLLEGE	2250	1200	650	4100	3800	4800	03/31
MESA COLLEGE	465	980	600	2045	1015	2915	03/15
* MORGAN COUNTY COMMUNITY COLLEGE	210	950	125	1285	1485		
REGIS COLLEGE DENVER	1700	1100	500	3300	3300		01/15
TEMPLE BUELL COLLEGE	2470	1230	850	4550	3450	5165	
UNIVERSITY OF COLORADO BOULDER	600	1180	670	2450	2300	3270	02/01
* UNIVERSITY OF COLORADO DENVER					2410		
UNIVERSITY OF COLORADO MEDICAL CENTER	2550	1200		4750	3350	3670	03/15
* UNIVERSITY OF NORTHERN COLORADO	402	1110	660	2172	2247		03/01
CONNECTICUT							
ALBERTUS MAGNUS COLLEGE	2100	1400	550	4050	3050		03/15
ANNHURST COLLEGE	1700	1150	700	3550	2600		05/01
CENTRAL CONNECTICUT STATE COLLEGE	570	1030	700	2300	2200	3500	04/01
CONNECTICUT COLLEGE	3280	1220	550	5050	4630		
* EASTERN CONNECTICUT STATE COLLEGE	550	870	550	1970	1940		
FAIRFIELD UNIVERSITY	2200	1200	600	4090	3890	5080	
GREATER HARTFORD COMMUNITY COLLEGE	290	1450	750	2490	1510		
HARTFORD COLLEGE FOR WOMEN	1680	1300	520	3500	2900	5000	04/01
HARTFORD STATE TECHNICAL COLLEGE	215	1000	855	2070	1695	3235	07/01
* HOUSATONIC COMMUNITY COLLEGE					1500		
MATTATUCK COMMUNITY COLLEGE	300	900	600	1800	1600	2200	09/01
MIDDLESEX MEMORIAL HOSPITAL	570	800	830	2200	3050		
MITCHELL COLLEGE NEW LONDON	2312	1400	400	4112	3112	4112	08/31
MOHEGAN COMMUNITY COLLEGE					1900	2930	



NAME OF INSTITUTION	RESIDENT TUITION AND FEES	RESIDENT ROOM AND BOARD	RESIDENT OTHER EXPENSES	RESIDENT TOTAL BUDGET	COMPUTER TOTAL BUDGET	12-MONTH SELF-SUPPORTING BUDGET	OPTIMUM PCS FILING DATE
BRANDYWINE COLLEGE	1520	1300	750	3570	2970		
DELAWARE STATE COLLEGE	345	750	600	1695	1445	4000	01/05
* DELAWARE TECH AND COMM COLL NORTH					1640	2186	
DELAWARE TECH AND COMM COLL SOUTHERN	390	500	750	1640	1640		
COLDEY BEACON COLLEGE	1220	1460	460	3140	1905		
UNIVERSITY OF DELAWARE	520	1170	650	2340	1970		
WESLEY COLLEGE	2100	1021	700	3821	3100		
* WILMINGTON COLLEGE NEW CASTLE	1700	1500	598	3798	2716	4156	
DISTRICT OF COLUMBIA							
AMERICAN UNIVERSITY	2506	1200	700	4406	3631		02/01
CATHOLIC UNIVERSITY OF AMERICA	2394	1393	800	4587	3994		07/15
GEORGE WASHINGTON UNIVERSITY	2450	1500	700	4650	4000	6350	03/01
* GEORGETOWN UNIVERSITY	2350	1250	500	4100	3050	5100	
HOWARD UNIVERSITY	1043	1150	650	2843	2018		
* MARJORIE WEBSTER JUNIOR COLLEGE	1800	1800	300	3900	2050		
MOUNT VERNON COLLEGE	2600	1800	900	5300	2976		08/01
* SOUTHEASTERN UNIVERSITY					2914		
STRAYER COLLEGE	1374	1635	730	3739	2574	4560	09/01
* TRINITY COLLEGE WASHINGTON	2200	1300	700	4200	2850		
WASHINGTON HOSPITAL CENTER	965	985	256	3206	3380		07/01
FLORIDA							
* ART INSTITUTE OF FORT LAUDERDALE INC					4760	2730	
BARRY COLLEGE	1700	1100	800	3600	2500	5000	03/15
BETHUNE COCKMAN COLLEGE	1413	806	725	2944	2563	2944	05/15
BISCAYNE COLLEGE	2050	1200	825	4075	3450		03/15
* BREVARD COMMUNITY COLLEGE					1725	3210	

NAME OF INSTITUTION	RESIDENT TUITION AND FEES	RESIDENT ROOM AND BOARD	RESIDENT OTHER EXPENSES	RESIDENT TOTAL BUDGET	COMMUTER TOTAL BUDGET	12-MONTH SELF-SUPPORTING BUDGET	OPTIMUM PCS FILING DATE
* BROWARD COMMUNITY COLLEGE	250	500	50	1800	1800		
* CENTRAL FLORIDA COMMUNITY COLLEGE	229	800	770	1799	1499		
DAYTONA BEACH COMMUNITY COLLEGE					1700	2935	03/15
ECKERD COLLEGE	2580	1085	450	4115	2710		
* FLAGLER COLLEGE	1550	1100	200	2850			
FLORIDA AGRICULTURAL AND MECHANICAL UNIV	630	900	570	2100	1200	2800	04/01
FLORIDA ATLANTIC UNIVERSITY	570	1250	730	2550	2170	3755	
* FLORIDA COLLEGE	1060	830	420	2310	1480		
FLORIDA INSTITUTE OF TECHNOLOGY	1935	1275	650	3860	3465	4535	04/01
FLORIDA INTERNATIONAL UNIVERSITY	570	1575	120	3265	2590	4344	06/01
* FLORIDA JUNIOR COLLEGE AT JACKSONVILLE	219	1500	951	2670	1470		
* FLORIDA KEYS COMMUNITY COLLEGE	259		426	685	1710		
FLORIDA MEMORIAL COLLEGE	1325	950	530	2805	2875	3425	08/15
FLORIDA SOUTHERN COLLEGE	1850	1330	500	3680	2430		04/01
FLORIDA STATE UNIVERSITY	570	1150	630	2350	1900	3130	02/15
FLORIDA TECHNOLOGICAL UNIVERSITY	600	1065	735	2400	2260	3200	04/01
FORT LAUDERDALE UNIVERSITY	1800	1500	700	4000	3175	5150	
GULF COAST COMMUNITY COLLEGE	227	1210	473	1910	1300	2518	
HILLSBOROUGH COMMUNITY COLLEGE					1650		
* INDIAN RIVER COMMUNITY COLLEGE	259	1250	800	2309	2509	2709	
JACKSONVILLE UNIVERSITY	1610	1231	600	3441	3035		02/01
* JONES COLLEGE	975	935	50	2960	2755	3450	
LAKE CITY COMMUNITY COLLEGE	260	850	690	1800	1300	2450	03/31
LAKE SUMTER COMMUNITY COLLEGE					1480		
* LAKELAND BUSINESS INSTITUTE					3480	4060	
MANATEE JUNIOR COLLEGE	260	1000	800	2060	1760	3270	06/30
MIAMI GADE JUNIOR COLLEGE	250	1100	800	2150	1750	3740	04/01
NEW COLLEGE SARASOTA	2945	1320	600	4865			02/01

NAME OF INSTITUTION	RESIDENT TUITION AND FEES	RESIDENT ROOM AND BOARD	RESIDENT OTHER EXPENSES	RESIDENT TOTAL BUDGET	COMMUTER TOTAL BUDGET	12-MONTH SELF-SUPPORTING BUDGET	OPTIMUM PCS FILING DATE
NORTH FLORIDA JUNIOR COLLEGE	240	1060	550	1850	1450	2720	05/15
OKALOOSA WALTON JUNIOR COLLEGE	230	1080	365	1675	640	1880	
* PALM BEACH ATLANTIC COLLEGE	1450	1000	700	3150	2300	4150	
* PALM BEACH JUNIOR COLLEGE	260	1300	400	1960	1610	2360	
PENSACOLA JUNIOR COLLEGE	229	1200	371	1800	1300	2500	06/30
* POLK COMMUNITY COLLEGE	240	1800	125	3165	1545		
* RINGLING SCHOOL OF ART	770	780	242	1792	1970		
ROLLINS COLLEGE	2550	1140	650	4340	3500	4400	04/01
SAINT LEON COLLEGE	1770	1120	750	3640	2620		
SAINT PETERSBURG JR COLLEGE CLEARWATER					1609		
SAINT PETERSBURG JR COLLEGE ST PETERSBURG					1609		
SANTA FE COMMUNITY COLLEGE	264	1080	870	2214	1224	1632	04/01
SEMINOLE JUNIOR COLLEGE					1540		
SOUTHEASTERN BIBLE COLLEGE INC LAKE LAND	740	550	560	1850	1490		
STETSON UNIVERSITY	2075	1100	500	3675	3110	4125	02/15
TALLAHASSEE COMMUNITY COLLEGE	225	1200	975	2400	1800	3500	07/15
TAMPA TECHNICAL INSTITUTE	1083	1200	600	3483	4083	3483	
UNIVERSITY OF FLORIDA GAINESVILLE	600	1275	600	2475	1800	3300	
UNIVERSITY OF MIAMI CORAL GABLES	2633	1320	830	4783	4383	5583	02/15
UNIVERSITY OF NORTH FLORIDA	570	975	600	2145	2720	3625	06/15
* UNIVERSITY OF PALM BEACH	1440	1800	300	3540	2090		
UNIVERSITY OF SOUTH FLORIDA	570	1100	730	2400	1800	3200	03/01
UNIVERSITY OF TAMPA	1950	1100	850	3900	3600	5110	06/01
* UNIVERSITY OF WEST FLORIDA	570	1050	675	2295	2295	3195	
VALENCIA COMMUNITY COLLEGE					1610		07/15
* WARNER SOUTHERN COLLEGE	900	825	400	2125	1825		

NAME OF INSTITUTION	RESIDENT TUITION AND FEES	RESIDENT ROOM AND BOARD	RESIDENT OTHER EXPENSES	RESIDENT TOTAL BUDGET	COMMUTER TOTAL BUDGET	12-MONTH SELF-SUPPORTING BUDGET	OPTIMUM PCS FILING DATE
ABRAHAM BALDWIN AGRICULTURAL COLLEGE	330	900	500	1730	1730	3190	06/01
* AGNES SCOTT COLLEGE	2150	1200	630	3980	2950		
ALBANY JUNIOR COLLEGE	294	1250	800	2344	1664	2976	
* ALBANY STATE COLLEGE	405	768	550	1743	1585	2250	
ARMSTRONG STATE COLLEGE	405	1170	810	2385	1845	3360	04/15
* ATLANTA AREA TECHNICAL SCHOOL				1834	1834		
* ATLANTA BAPTIST COLLEGE				2400	2400		
* ATLANTA CHRISTIAN COLLEGE	470	585	260	1315	1080		
* ATLANTA COLLEGE OF MED AND DENT ASSTS	2735	1825	645	5205	4160		
ATLANTA SCHCOL CF ART INC	1400	1490	700	3590	2990		
ATLANTA UNIVERSITY	1350	1400	600	3350	3650	3628	06/15
* AUGUSTA COLLEGE					1785	3000	
BERRY COLLEGE	1350	1005	750	3105	2850	4040	
* BRENAU COLLEGE	1365	1188	250	2803	2365		
BRENTON PARKER COLLEGE	795	900	450	2145	1445		
BRUNSWICK JUNIOR COLLEGE	276	900	450	1626	1376	2641	
CLARK COLLEGE ATLANTA	1790	1080	850	3720	2470		04/15
CLAYTON JUNIOR COLLEGE					1503		
COLUMBUS COLLEGE	396	1100	750	2246	1846	3007	07/01
* COOSA VALLEY AREA VOCATIONAL TECH SCH					290		
DALTON JUNIOR COLLEGE					1650	2800	08/01
DEKALB COMMUNITY COLLEGE CENTRAL CAMPUS	343		280	1623	1674		
* EMMANUEL COLLEGE FRANKLIN SPRINGS	680	750	600	2030	1640		
EMORY UNIVERSITY	2400	1275	775	4450	3900		03/01
* FLOYD JUNIOR COLLEGE					1622		
FORT VALLEY STATE COLLEGE	411	720	460	1591	1261		06/15
GAINESVILLE JUNIOR COLLEGE					1690		
GEORGIA COLLEGE	462	855	650	1967	1664		03/15



NAME OF INSTITUTION	RESIDENT TUITION AND FEES	RESIDENT ROOM AND BOARD	RESIDENT OTHER EXPENSES	RESIDENT TOTAL BUDGET	COMMUTER TOTAL BUDGET	12-MONTH SELF-SUPPORTING BUDGET	OPTIMUM PCS FILING DATE
GEORGIA INSTITUTE OF TECHNOLOGY	530	1060	700	2290	1840	3810	02/01
GEORGIA SOUTHERN COLLEGE	414	900	606	1920	1370	2500	06/15
GEORGIA SOUTHWESTERN COLLEGE	480	850	550	1880	1520	3200	
GEORGIA STATE UNIVERSITY	445	1315	455	2215	1700	3140	03/01
* GORDON JUNIOR COLLEGE	900	1350	550	2800	1575		
HALL SCHOOL OF NURSING	1176	990	615	2781	2931	3781	
KENNESAW JUNIOR COLLEGE					1735	3425	
LA GRANGE COLLEGE	1272	843	750	2865	2672	4200	05/01
* MACON JUNIOR COLLEGE	270	700	690	1660	1510	2015	
* MED CTR ST FRANCIS SCH OF RADIOLOGY TECH	90	1565	905	2560	2910	2910	
* MEDICAL CENTER CENTRL GEORGIA SCH OF NUR	754	240	297	1291			
MEDICAL COLLEGE OF GEORGIA							05/01
MERCER UNIVERSITY	2124	1030	700	3854	2540		05/01
MERCER UNIVERSITY SOUTHERN SCH OF PHARM	1848	1800	210	4858	3958	4858	06/01
MIDDLE GEORGIA COLLEGE	315	750	535	1600	1450	2000	
* MOREHOUSE COLLEGE	1405	1045	150	2600	1555	2950	
MORRIS BROWN COLLEGE	1590	940	850	3380	2790	3380	07/31
* MOULTRIE AREA VOCATIONAL TECHNICAL SCH					1940	1940	
NORTH GEORGIA COLLEGE	453	891	756	2100	1800	2800	04/01
* NORTH GEORGIA TECHNICAL AND VOC SCHOOL	35	800	450	1285	1885		
OGLETHORPE UNIVERSITY	2186	885	80	4151	3786	5171	04/15
OXFORD COLLEGE	1575	1050	500	3125		4170	01/15
PAINE COLLEGE	1200	950	350	2500	1500		
PIEDMONT COLLEGE	1200	810	500	2510	1700		
* PIEDMONT HOSPITAL	1225	990	454	2669		2669	
* REINHARDT COLLEGE	840	960	600	2400	1600	3200	
SAVANNAH STATE COLLEGE	441	840	550	1831	1471	1808	
SOUTH GEORGIA COLLEGE	337	825	700	1862	1347	3282	

NAME OF INSTITUTION	RESIDENT TUITION AND FEES	RESIDENT ROOM AND BOARD	RESIDENT OTHER EXPENSES	RESIDENT TOTAL BUDGET	COMMUTER TOTAL BUDGET	12-MONTH SELF-SUPPORTING BUDGET	OPTIMUM PCS FILING DATE
SOUTHERN TECHNICAL INSTITUTE	382	1050	600	2032	1483	2710	05/01
SPELMAN COLLEGE	1580	1100	650	3330	2930	3330	05/01
* SWAINSBORO AREA VOCATIONAL TECH SCH					188		
TIFT COLLEGE	850	710	800	2360	2700	2790	03/01
* TROUP COUNTY AREA VOCATIONAL TECH SCH					385		
* TRUETT MCCONNELL COLLEGE	455	810	485	1750	1455	2600	
UNIVERSITY OF GEORGIA ATHENS	520	1100	720	2340	1830	3670	08/01
VALDOSTA STATE COLLEGE	417	795	588	1800	1800	3370	04/15
WAYCROSS WARE COUNTY AREA VGC TECH SCH					1055		
WESLEYAN COLLEGE	1960	940	550	3450	3160	4470	02/15
WEST GEORGIA COLLEGE	417	885	848	2150	1850	2800	04/01
* YOUNG HARRIS COLLEGE	870	765	450	2085	1720		
HAWAII							
CHAMINADE COLLEGE OF HONOLULU	1160	1250	650	3060	2460	4470	01/15
* CHURCH COLLEGE OF HAWAII	400	850	120	1370	670		
HAWAII COMMUNITY COLLEGE HILO	50	1749	680	2479	1580	3079	04/01
HAWAII LOA COLLEGE	1480	1600	50	4130	3410	5500	07/31
HONOLULU COMMUNITY COLLEGE	50	1750	680	2480	1480	3198	06/01
KAPIOLANI COMMUNITY COLLEGE	50	850	580	1480	2380		
LEEWARD COMMUNITY COLLEGE	50	1750	580	2380	1480	3198	06/01
* MAUI COMMUNITY COLLEGE	50	1472	660	2182	1310		
UNIVERSITY OF HAWAII HILO CAMPUS	228	1749	680	2657	1758	3257	04/01
UNIVERSITY OF HAWAII HONOLULU	233	1280	630	2143	1663	3381	03/01
IDAHO							
BOISE STATE COLLEGE	356	1100	680	2136	1859	2778	03/01
COLLEGE OF IDAHO	2100	1000	725	3825	3175		

NAME OF INSTITUTION	RESIDENT TUITION AND FEES	RESIDENT ROOM AND BOARD	RESIDENT OTHER EXPENSES	RESIDENT TOTAL BUDGET	COMMUTER TOTAL BUDGET	12-MONTH SELF-SUPPORTING BUDGET	12-MONTH SELF-SUPPORTING BUDGET	OPTIMUM PCS FILING DATE
* IDAHO STATE UNIVERSITY	370	900	650	1920	1745			
LEWIS CLARK STATE COLLEGE	240	700	630	1570	1790	1963		04/01
* NORTH IDAHO JUNIOR COLLEGE	298	900	350	1548	1698			
NORTHWEST NAZARENE COLLEGE	1500	975	600	3075	2825	4300		03/15
UNIVERSITY OF IDAHO	346	940	654	1940	1500			02/01
ILLINOIS								
AUGUSTANA COLLEGE ROCK ISLAND	2043	1155	500	3698	2620			
AURORA COLLEGE	2000	1250	800	4050	3900	5060		06/30
BARAT COLLEGE	1800	1300	650	3750	3500			02/01
* BLACK HAWK COLLEGE EAST CAMPUS					2082			
BLACKBURN COLLEGE	1550	280	500	2330	3100	4100		
BRADLEY UNIVERSITY	2100	1150	650	3900	3900	4450		03/01
CARL SANDBURG COLLEGE	280	1000	750	2030	1890	2730		
* CENTRAL YMCA COMMUNITY COLLEGE					4650			
* CHICAGO ACADEMY OF FINE ARTS	1275	1500	500	3275	1975			
* CHICAGO CONSERVATORY COLLEGE	1400	1200	200	2800	1850			
CHICAGO MEDICAL SCHOOL	4000	3000	300	8300	8300	8300		07/01
CHICAGO STATE UNIVERSITY					2583			04/15
* COLLEGE OF DUPAGE	480	1600	900	2980	2355	3480		
COLLEGE OF LAKE COUNTY	320	900	530	1750	2000	2650		08/15
COLLEGE OF ST FRANCIS JOLIET	1590	1000	850	3440	3240	3810		05/01
* COLUMBIA COLLEGE CHICAGO					3540			
* COMMUNITY COLLEGE OF DECATUR	288	1100	650	2038	2038			
CONCORDIA TEACHERS COLLEGE RIVER FOREST	1000	975	725	2700	2105	3200		08/01
* COOK COUNTY HOSPITAL	363	1380	865	2608	2628	2864		
DEPAUL UNIVERSITY	1815	1300	635	3750	3200	5740		06/01
EASTERN ILLINOIS UNIVERSITY	590	1080	700	2370	2370	3120		

NAME OF INSTITUTION	RESIDENT TUITION AND FEES	RESIDENT ROOM AND BOARD	RESIDENT OTHER EXPENSES	RESIDENT TOTAL BUDGET	COMMUTER TOTAL BUDGET	12-MONTH SELF-SUPPORTING BUDGET	OPTIMUM PCS FILING DATE
ELGIN COMMUNITY COLLEGE					2290	4257	09/01
ELMHURST COLLEGE	2250	1150	700	4100	4000	4050	06/01
EUREKA COLLEGE	2025	1125	650	3800	3500		
* FELICIAN COLLEGE CHICAGO					1285		
GARRETT THEOLOGICAL SEMINARY						4000	
* GEM CITY COLLEGE	1220	1200	500	2920	4695	2420	
GEORGE WILLIAMS COLLEGE	1950	1150	780	3880	3730	4425	04/01
* GREENVILLE COLLEGE	1612	1075	550	3237	3212	3750	
HIGHLAND COMMUNITY COLLEGE					2530	2930	07/01
ILLINOIS COLLEGE	1500	900	600	3000	2800		
ILLINOIS BENEDICTINE COLLEGE	1865	1150	675	3690	3640		04/01
ILLINOIS CENTRAL COLLEGE	234	1530	400	3164	2060		
* ILLINOIS COLLEGE OF OPTOMETRY	1790	1370	260	4420	4670		
* ILLINOIS INSTITUTE OF TECHNOLOGY	2000	1100	600	3700	3650		
ILLINOIS STATE UNIVERSITY AT NORMAL	590	1250	610	2450			03/01
* ILLINOIS VALLEY COMMUNITY COLLEGE					2098		
ILLINOIS WESLEYAN UNIVERSITY	2649	1250	546	4445	3395	5020	05/01
* JOLIET JUNIOR COLLEGE					2104		
JUDSON COLLEGE ELGIN	2481	1500	400	4381	3981	4381	04/01
KANKAKEE COMMUNITY COLLEGE					2384		
* KASKASKIA COLLEGE	175	1100	650	1925	1925		
* KENNEDY KING COLLEGE					3081		
KISHWAUKEE COLLEGE	372	1197	88	2657	1595		09/11
KNOX COLLEGE	2950	1000	600	4550	4550		
LAKE FOREST COLLEGE	3100	1200	500	4800	3800		
* LEWIS AND CLARK COMMUNITY COLLEGE	184	1100	650	1934	1934		
* LEWIS COLLEGE	1437	1037	750	3224	3187		
* LINCOLN COLLEGE	2970		650	3620	2150		

NAME OF INSTITUTION	RESIDENT TUITION AND FEES	RESIDENT ROOM AND BOARD	RESIDENT OTHER EXPENSES	RESIDENT TOTAL BUDGET	COMPUTER TOTAL BUDGET	12-MONTH SELF-SUPPORTING BUDGET	OPTIMUM PCS FILING DATE
* LINCOLN LAND COMMUNITY COLLEGE	231	1260	770	2261	2171		
LOYOLA UNIVERSITY NILES COLLEGE	1895	700	650	3245			04/01
LOYOLA UNIVERSITY OF CHICAGO	1900	1350	650	3900	3500	4500	02/01
MACCORMAC JUNIOR COLLEGE	1500	1100	745	3345	3345		08/15
* MACMURRAY COLLEGE	2475	1200	525	4200	3000		
MCHENRY COUNTY COLLEGE					2300	2937	
MCKENDREE COLLEGE	1970	1210	650	3830	3660		06/01
MILLIKIN UNIVERSITY	2400	1130	750	4280	4500	4630	04/01
MOLINE BEAUTY SCHOOL	600	1100	350	2050	1560	2430	
MONMOUTH COLLEGE MONMOUTH	2515	1125	500	4140	3800		
MORAIN VALLEY COMMUNITY COLLEGE	340	869	924	2133		3364	
MORTON COLLEGE					2415		
MUNDELEIN COLLEGE	1765	1200	675	3640	3415	4200	05/31
* NATIONAL COLLEGE OF CHIROPRACTIC	1100	1100	650	2850	2850		
NATIONAL COLLEGE OF EDUCATION	2400	1400	550	4350	3880		06/01
NATIONAL COLLEGE OF EDUCATION URBAN CAMP							06/01
NORTH CENTRAL COLLEGE	2178	1050	600	3828	3328		
NORTH PARK COLLEGE AND THEOLOGICAL SEM	2135	1140	425	3700	3700	6183	02/01
NORTHEASTERN ILLINOIS UNIVERSITY					2635		
NORTHERN ILLINOIS UNIVERSITY	574	1100	676	2350	2350	2750	04/01
* NORTHWESTERN UNIVERSITY	3000	1325	550	4875	4100		
NORTHWESTERN UNIVERSITY MEDICAL SCHOOL	3000	1500		5500			07/15
OAKTON COMMUNITY COLLEGE	340	1665	865	2870	2120		
* OLIVE HARVEY COLLEGE					2540		
OLIVET NAZARENE COLLEGE	1408	940	702	3050		4050	02/01
PARKLAND COLLEGE					2400		08/01
* PARKS COLLEGE OF AERONAUTICAL TECHNOLOGY	2101	1320	925	4346	3826		
PRAIRIE STATE COLLEGE	500	1000	900	2400		2950	09/01

NAME OF INSTITUTION	RESIDENT TUITION AND FEES	RESIDENT ROOM AND BOARD	RESIDENT OTHER EXPENSES	RESIDENT TOTAL BUDGET	COMMUTER TOTAL BUDGET	12-MONTH SELF-SUPPORTING BUDGET	OPTIMUM PCS FILING DATE
PRINCIPIA COLLEGE				4664	3670		
QUINCY COLLEGE	1590	1100	800	3490	3000	4450	02/01
ROCK ISLAND BEAUTY COLLEGE	600	1100	350	2050	1560	2430	
ROCKFORD COLLEGE	2200	1150	500	3850	2700		04/01
* ROOSEVELT UNIVERSITY	1770	1379		4149	4349		
ROSARY COLLEGE	1750	1250	475	3475	3025		12/15
RUSH MEDICAL COLLEGE	2200	1620	810	4630	4090		
* SAINT FRANCIS HOSPITAL EVAASTON	789	745	866	2400	2400	2500	
SAINT XAVIER COLLEGE	1724	1175	800	3699	3599	4399	
SANGAMON STATE UNIVERSITY						4320	12/01
SAUK VALLEY COLLEGE	416	1100	950	2466	2466		
SCHOOL OF THE ART INSTITUTE OF CHICAGO	2030	1600	200	4830	3730		
SHIMER COLLEGE	2480	1100	490	4070	4040	4850	08/15
* SOUTHERN ILLINOIS UNIVERSITY CARBONDALE	575	1125	695	2395	2170		
SOUTHERN ILLINOIS UNIVERSITY EDWARDSVLE	590	1125	645	2360	2135	3145	
SOUTHERN ILLINOIS UNIVERSITY SCH OF MED	754	1600	600	3954	3954	3954	04/01
SOUTHWEST COLLEGE CHICAGO					2010		
* SPOON RIVER COLLEGE	300	1000	500	1800	1800		
* SPRINGFIELD COLLEGE IN ILLINOIS	1015	600	650	2265	2265		
* THORNTON COMMUNITY COLLEGE	518	1100	650	2268	2980		
TRINITY CHRISTIAN COLLEGE	1600	1100	470	3170	2570		
TRINITY COLLEGE DEERFIELD	2098	1110	640	3848	3388	3848	01/31
* TRITON COLLEGE					2388		
UNIVERSITY OF CHICAGO	2900	1580	600	5080	3960		04/15
UNIVERSITY OF ILLINOIS AT CHICAGO CIRCLE					2500		05/01
* UNIVERSITY OF ILLINOIS MED CTR CHICAGO	690	1500	150	3340	2740		
UNIVERSITY OF ILLINOIS URBANA	690	1260	650	2600		3970	03/01
WEST SUBURBAN HOSPITAL	1100	250	800	2150	1900	990	

NAME OF INSTITUTION	RESIDENT TUITION AND FEES	RESIDENT ROOM AND BOARD	RESIDENT OTHER EXPENSES	RESIDENT TOTAL BUDGET	COMMUTER TOTAL BUDGET	12-MONTH SELF-SUPPORTING BUDGET	OPTIMUM PCS FILING DATE
* WESTERN ILLINOIS UNIVERSITY	554	990	450	1994	1704		
* WHEATON COLLEGE WHEATON	1860	1080	540	3480	3480	4540	
* WILBUR WRIGHT COLLEGE					1755		
WILLIAM RAINEY HARPER COLLEGE	407	2723	150	3280	2569	3812	
INDIANA							
ANCILLA COLLEGE					1850		
ANDERSON COLLEGE ANDERSON	1770	800	530	3100	2650	3500	03/01
BALL STATE UNIVERSITY	630	1080	620	2330	2330	3650	02/01
* BETHEL COLLEGE MISHAWAKA	1440	930	500	2870	2240	2500	
BUTLER UNIVERSITY	1850	1000	350	3200	2850		
* CONCORDIA SENIOR COLLEGE	950	800	550	2300	1950		
DEACONESS HOSPITAL EVANSVILLE	808	880	920	2608	2828	1650	
DEPAUW UNIVERSITY	2800	1200	600	4600	4200	5000	03/15
EARLHAM COLLEGE	2850	1100	500	4450	3800		06/01
* FORT WAYNE BIBLE COLLEGE	1213	900	200	2313	2313	2913	
* FRANKLIN COLLEGE OF INDIANA	2050	990	450	3490	2720	3890	
* GOSHEN COLLEGE	1665	930	455	3050	2750	3550	
GRACE THEOLOGICAL SEMINARY AND COLLEGE	1600	970	525	3095	2625		07/01
HANJVER COLLEGE	1925	950	485	3360	3160		05/15
HOLY CROSS JUNIOR COLLEGE					3000		04/15
HOLY CROSS SCHOOL OF NURSING	770	400	110	1280	880		
HUNTINGTON COLLEGE HUNTINGTON	1786	1120	300	3206	3086		
INDIANA CENTRAL COLLEGE	1835	1000	600	3435	2835	3825	
INDIANA INSTITUTE OF TECHNOLOGY	1590	1120	750	3460	2940	4605	03/15
* INDIANA NORTHERN UNIVERSITY	922	1200	370	2492	1042		
INDIANA STATE UNIVERSITY EVANSVILLE	640	1100	750	2490	1650	3050	03/01
INDIANA STATE UNIVERSITY TERRE HAUTE	672	1035	593	2300	1650	3020	02/01

NAME OF INSTITUTION	RESIDENT TUITION AND FEES	RESIDENT ROOM AND BOARD	RESIDENT OTHER EXPENSES	RESIDENT TOTAL BUDGET	COMPUTER TOTAL BUDGET	12-MONTH SELF SUPPORTING BUDGET	OPTIMUM PCS FILING DATE
INDIANA UNIV PURDUE UNIV AT INDIANAPOLIS	600	1050	750	2400	1850		03/15
INDIANA UNIVERSITY BLOMINGTON	650	1050	600	2300	1900		03/15
INDIANA UNIVERSITY EAST	605	1050	750	2405	1855	3993	03/15
INDIANA UNIVERSITY FORT WAYNE	650	1050	750	2430	1880		03/15
INDIANA UNIVERSITY KUKOMO	605	1050	750	2405	1855		03/15
INDIANA UNIVERSITY NORTHWEST	605	1050	750	2405	1855		03/15
INDIANA UNIVERSITY SOUTH BEND	610	1050	750	2410	1860		03/15
INDIANA UNIVERSITY SOUTHEASTERN CAMPUS	625	1050	750	2425	1875		03/15
INDIANA VOC TECH COLLEGE INDIANAPOLIS	450	1260	65	2775	2145	3700	
* INTERNATIONAL JUNIOR COLLEGE OF BUSINESS	1445	950	380	2775	2200	3680	
MANCHESTER COLLEGE	1950	910	340	3200	2600		03/01
MARION COLLEGE	1780	930	490	3200	2600	4480	08/15
NORTHWOOD INSTITUTE WEST RADEN	1560	1080		3640	3610	4550	
OAKLAND CITY COLLEGE	1400	950	700	3050	2200	3550	06/30
PURDUE UNIVERSITY CALUMET					2100	3500	03/01
PURDUE UNIVERSITY FORT WAYNE	750	1000	500	2250	1850		01/15
PURDUE UNIVERSITY LAFAYETTE	700	1150	600	2450			02/01
PURDUE UNIVERSITY NORTH CENTRAL CAMPUS					2000	2300	03/01
ROSE HULMAN INSTITUTE OF TECHNOLOGY	2055	1175	500	3730	3110	5005	
SAINTE FRANCIS COLLEGE FORT WAYNE	1050	1000	700	2750	1900		04/01
* SAINT JOSEPHS CALUMET COLLEGE					2200		
SAINTE JOSEPHS COLLEGE RENSSAELER	1830	950	520	3300	2800	4710	03/01
SAINTE MARY OF THE WOODS COLLEGE	1720	1130	400	3250	3150		
SAINTE MARYS COLLEGE NOTRE DAME	2332	1230	550	4112	3235		02/01
SAINTE MEINRAD COLLEGE	1100	1180	700	2980			
SAINTE MEINRAD SCHOOL OF THEOLOGY	1100	1180	700	2980			
TAYLOR UNIVERSITY	2010	1020	470	3500	2860		04/01
TRI STATE COLLEGE	1665	1050	485	3200	2750	4270	02/15



NAME OF INSTITUTION	RESIDENT TUITION AND FEES	RESIDENT ROOM AND BOARD	RESIDENT OTHER EXPENSES	RESIDENT TOTAL BUDGET	COMPUTER TOTAL BUDGET	12-MONTH SELF-SUPPORTING BUDGET	OPTIMUM PCS FILING DATE
UNIVERSITY OF EVANSVILLE	1518	990	557	3105	3055	4155	02/01
UNIVERSITY OF NOTRE DAME NCTRE DAME	2650	1150	550	4350	4050	4950	05/01
* VALPARAISO TECHNICAL INSTITUTE	1020	1084	346	2450	2552		
VALPARAISO UNIVERSITY	2185	1120	545	3850	3550	4480	
* VINCENNES UNIVERSITY	800	1000	700	2500	2000		
WABASH COLLEGE	2450	1150	550	4150	3950	5350	07/15
IOWA							
AREA ONE VOCATIONAL TECHNICAL SCH SOUTH	330	1100	415	1845	1425	2510	
BRIAR CLIFF COLLEGE SIOUX CITY	1500	948	750	3198	2450	5928	05/31
BUENA VISTA COLLEGE	1850	925	650	3425	3070	4670	08/01
CENTRAL COLLEGE PELLA	2000	900	575	3475	3475	4820	03/01
* CLARKE COLLEGE DUQUOUE	1600	1100	450	3150	2550		
* CLINTON COMMUNITY COLLEGE CLINTON	420	950	500	1870	1770		
COE COLLEGE	2500	950	500	3950	3460	2800	04/15
CORNELL COLLEGE MOUNT VERNON	2726	940	400	4066			03/01
DAVENPORT UNIVERSITY OF COSMETOLOGY	500	1470	460	2430	1820	2430	
DES MOINES AREA COMM COLLEGE ANKENY	725	1200	330	2255	1425	2345	
* DES MOINES AREA COMM COLLEGE BCGNE	450	900	550	1900	1200		
DIVINE WORD COLLEGE SEMINARY	1500	1000	550	3050		3700	01/31
DORDT COLLEGE	1550	720	550	2820	2700	4460	08/10
DRAKE UNIVERSITY	2300	1250	550	4100	3600	5250	
* GRACELAND COLLEGE	1600	940	500	3040	2800		
GRAND VIEW COLLEGE	1060	900	550	2510	2160		
GRINNELL COLLEGE	2890	960	400	4250			
HAWKEYE INSTITUTE OF TECHNOLOGY	370	500	780	2050	2400	2000	07/15
INDIAN HILLS COMMUNITY COLL CENTERVILLE	624	870	900	2394	2159	2890	09/01
IOWA CENTRAL COMMUNITY COLL EAGLE GROVE	475	750	325	1550	1200		

NAME OF INSTITUTION	RESIDENT TUITION AND FEES	RESIDENT ROOM AND BOARD	RESIDENT OTHER EXPENSES	RESIDENT TOTAL BUDGET	COMMUTER TOTAL BUDGET	12-MONTH SELF-SUPPORTING BUDGET	OPTIMUM PCS FILING DATE
IOWA LAKES COMMUNITY COLLEGE EMMETSBURG	425	950	500	1875	1225	2100	05/01
IOWA LAKES COMMUNITY COLLEGE ESTHERVILLE	425	950	500	1875	1225	2100	05/01
IOWA STATE UNIVERSITY	600	870	550	2020	3430	3300	03/01
IOWA WESLEYAN COLLEGE	2080	960	800	3840	3430	4660	03/15
* IOWA WESTERN COMMUNITY COLL CLARINDA	450	825	400	1675	1550		
IOWA WESTERN COMMUNITY COLL COUNCIL BLFS	515	950	500	1965	1665	2410	09/01
* KIRKWOOD COMMUNITY COLLEGE					1695		
LORAS COLLEGE	1700	1000	550	3250	2700	2620	01/18
LUTHER COLLEGE DEGRAH	2200	980	500	3680	3175		01/18
MARSHALLTOWN COMMUNITY COLLEGE	440	900	460	1800	1600	2500	03/15
MERCY MEDICAL CENTER	1770	970	700	3440	3230	3440	08/31
MORNINGSIDE COLLEGE	1930	825	390	3145	2700	4880	09/01
* MOUNT MERCY COLLEGE	1485	924	500	2909	2485		
MOUNT SAINT CLARE COLLEGE	870	1030	600	2500	2070		08/30
NORTH IOWA AREA COMMUNITY COLLEGE	420	875	460	1755	1250	2468	
NORTHEAST IOWA AREA VOC TECH SCHOOL	445	900	355	1700	1300		
* NORTHWEST IOWA VOCATIONAL SCHOOL	450	1500	200	2150	1450		
NORTHWESTERN COLLEGE ORANGE CITY	1650	840	500	2990	2550	4420	08/15
OTTUMWA HEIGHTS COLLEGE	990	970	800	2760	2440	5250	06/01
* PALMER JUNIOR COLLEGE	550		100	650	650		
PARSONS COLLEGE	1860	1130	950	3940	3510	4777	
SAINT AMBROSE COLLEGE	1720	1050	500	3270	2610	2800	10/01
SAINT JOSEPH MERCY SCHOOL OF NURSING	780	825	170	1775	950		03/31
SCOTT COMMUNITY COLLEGE	1000	1200	850	3050	1850	3050	
SIMPSON COLLEGE INDIANOLA	2185	920	500	3605	2785		03/15
* SIOUX EMPIRE COLLEGE	750	800	100	1650	970		
SOUTHEASTERN IOWA COMM COLL BURLINGTON	450	1000	650	2100	1300		
SOUTHEASTERN IOWA COMM COLL KEOKUK	450	1000	650	2100	1300		

NAME OF INSTITUTION	RESIDENT TUITION AND FEES	RESIDENT ROOM AND BOARD	RESIDENT OTHER EXPENSES	RESIDENT TOTAL BUDGET	COMPUTER TOTAL BUDGET	12-MONTH SELF-SUPPORTING BUDGET	OPTIMUM PCS FILING DATE
SOUTHWESTERN COMMUNITY COLLEGE	360	900	400	1660	960		
SPENCER SCHOOL OF BUSINESS	1100	700	550	2350	2350	2450	05/01
* UNIVERSITY OF DUBUQUE	1700	970	500	3170	2600	2730	
UNIVERSITY OF IOWA	620	1150	540	2310		2890	02/01
UNIVERSITY OF NORTHERN IOWA	600	870	550	2020	1200		03/01
UPPER IOWA COLLEGE	1815	960	650	3425	3410	3955	12/01
VENNARD COLLEGE	933	800	550	2283	2083		08/01
WALDORF COLLEGE	1612	940	288	2840	2450	3600	
WARTBURG COLLEGE	1897	850	500	3247	3147	4717	06/01
* WESTERN IOWA TECH SCHOOL	400	1440	600	2440	1640	2530	
WESTMAR COLLEGE	1850	900	700	3450	3250		
WILLIAM PENN COLLEGE	1940	960	700	3600	3290	4890	08/01
KANSAS							
* ALLEN COUNTY COMMUNITY JUNIOR COLLEGE	210	684	300	1194	1010		
BAKER UNIVERSITY	1490	950	600	3040	2590	4150	
BARTON COUNTY COMMUNITY JUNIOR COLLEGE	340	1000	740	2080	1520	2780	06/01
BENEVOLENT COLLEGE	1530	970	600	3100	3100	4330	03/01
BETHANY COLLEGE LINDSBORG	1445	935	575	2955	2445	3360	05/01
BETHEL COLLEGE NORTH NEWTON	1570	895	410	2875	2745	3250	
BUTLER COUNTY COMMUNITY JUNIOR COLLEGE	250	750	750	1750	1450	2600	05/01
* CENTRAL COLLEGE MCPHERSON	1300	900	300	2500	1800		
COFFEYVILLE COMMUNITY JUNIOR COLLEGE	250	800	500	1550	1250	1850	08/01
* COLBY COMMUNITY JUNIOR COLLEGE	250	820	380	1450	1230		
COLLEGE OF EMPORIA	1470	1000	625	3095	3095		08/01
* COMLEY COUNTY COMMUNITY JUNIOR COLLEGE	204	1050	75	1929	1554		
DODGE CITY COMMUNITY JUNIOR COLLEGE	300	900	650	1850	1560	2535	08/30
* DONNELLY COLLEGE					2150	2900	

NAME OF INSTITUTION	RESIDENT TUITION AND FEES	RESIDENT ROOM AND BOARD	RESIDENT OTHER EXPENSES	RESIDENT TOTAL BUDGET	COMPUTER TOTAL BUDGET	12-MONTH SELF-SUPPORTING BUDGET	OPTIMUM PCS FILING DATE
* FORT HAYS KANSAS STATE COLLEGE	410	850	740	2000	1350		
FORT SCOTT COMMUNITY JUNIOR COLLEGE	255	720	725	1700	1700		09/01
FRIENDS UNIVERSITY	1335	1020	750	3105	3005	4850	05/01
HESSTON COLLEGE	1272	919	435	2626	1607		06/01
HUTCHINSON COMMUNITY JUNIOR COLLEGE	280	890	720	1890	1850	3000	
INDEPENDENCE COMMUNITY JUNIOR COLLEGE	230	1000	670	1900	1700	2620	
JOHNSON COUNTY COMMUNITY COLLEGE	360	1350	870	2580	1230	1330	
KANSAS CITY KANSAS COMMUNITY JUNIOR COLL					1430	2800	03/15
* KANSAS STATE COLLEGE OF PITTSBURG	390	900	710	2000	1600		
KANSAS STATE TEACHERS COLLEGE	386	1200	564	2150	1650	2850	02/15
KANSAS STATE UNIVERSITY	526	1000	724	2250	1550	2700	
KANSAS WESLEYAN	1825	975	500	3300	2225		
* MANHATTAN CHRISTIAN COLLEGE	682	724	320	1726	1406		
MARYMOUNT COLLEGE SALINA	1400	1050	800	3250	2025		
MCPHERSON COLLEGE	1510	925	415	2850	2600		
MID AMERICA NAZARENE COLLEGE	1360	930	695	2985	3455	3435	07/01
OTTAWA UNIVERSITY OTTAWA	2100	925	600	3625	3625	3925	02/01
PRATT COMMUNITY JUNIOR COLLEGE	282	750	698	1730	1320	1730	05/15
SACRED HEART COLLEGE WICHITA	1360	890	570	2820	2530	3610	03/01
SAINT JOHNS COLLEGE WINFIELD	915	820	620	2355	2035		06/01
SAINT MARY COLLEGE XAVIER	1150	870	650	2670	2410	3500	
SAINT MARY OF THE PLAINS COLLEGE	1280	870	550	2700	2180	3580	
SOUTHWESTERN COLLEGE WINFIELD	1565	840	650	3055	3115		
STERLING COLLEGE	1450	940	650	3040	2100	3340	05/01
* TABOR COLLEGE	1500	820	300	2620	1920		
UNIVERSITY OF KANSAS LAWRENCE	550	1000	630	2180	2180	3100	01/25
* WASHBURN UNIVERSITY	577	1000	555	2132	1577	2400	
WICHITA STATE UNIVERSITY	530	1100	780	2410	2680	3210	01/01

NAME OF INSTITUTION	RESIDENT TUITION AND FEES	RESIDENT ROOM AND BOARD	RESIDENT OTHER EXPENSES	RESIDENT TOTAL BUDGET	COMMUTER TOTAL BUDGET	12-MONTH SEL.-SUPPORTING BUDGET	OPTIMJM PCS FILING DATE
ASBURY COLLEGE	1605	705	530	2840	2840	3440	05/31
* ASHLAND COMMUNITY COLLEGE				1650	1100		
BELLARMINE COLLEGE	1640	980	720	3340	3100	4200	05/01
BEREA COLLEGE	150	720	430	1300	650	1700	
* BRESCIA COLLEGE	900	745	500	2145	2000	2200	
CENTRE COLLEGE OF KENTUCKY	2150	1100	500	3750	2650		02/15
EASTERN KENTUCKY UNIVERSITY	435	900	550	1885	1535		
ELIZABETHTOWN COMMUNITY COLLEGE	345		755	1100			03/01
GEORGETOWN COLLEGE	1520	940	720	3180	2690	5000	04/01
* HAZARD COMMUNITY COLLEGE				1650	1100		
* HENDERSON COMMUNITY COLLEGE				1650	1100		
HOPKINSVILLE COMMUNITY COLLEGE	350	1600	750	2700	1100	1400	06/15
* JEFFERSON COMMUNITY COLLEGE LOUISVILLE				1650	1100		
* KENTUCKY CHRISTIAN COLLEGE	576	600	500	1676	1776		
KENTUCKY STATE UNIVERSITY	455	660	595	1710	1350	2605	
* KENTUCKY WESLEYAN COLLEGE	1200	900	400	2500	2200		
LEXINGTON TECHNICAL INSTITUTE	480	1100	450	2030	730	2650	
* LINDSEY WILSON COLLEGE	600	810	300	1710	1550		
* MADISONVILLE COMMUNITY COLLEGE				1650	1100		
* MAYSVILLE COMMUNITY COLLEGE				1650	1100		
* MURRAY STATE UNIVERSITY	305	750	550	1605	1325	2000	03/01
NORTHERN KENTUCKY STATE COLLEGE				1650	1100		
* PADUCAH COMMUNITY COLLEGE				1650	1100		
PIKEVILLE COLLEGE	1040	900	200	2140	1240		07/12
PRESTONBURG COMMUNITY COLLEGE	390	430	380	1200	930		04/30
SAINT CATHERINE COLLEGE SAINT CATHERINE	700	750	450	1900	1700	2000	05/01
* SOMERSET COMMUNITY COLLEGE				1650	1100		

NAME OF INSTITUTION	RESIDENT TUITION AND FEES	RESIDENT ROOM AND BOARD	RESIDENT OTHER EXPENSES	RESIDENT TOTAL BUDGET	COMMUTER TOTAL BUDGET	12-MONTH SELF-SUPPORTING BUDGET	OPTIMUM PCS FILING DATE
SOUTHEAST COMMUNITY COLLEGE	390	760	450	1600	1200		05/15
* SOUTHEASTERN CHRISTIAN COLLEGE	800	800	300	1900	1000		
SPALDING COLLEGE	1420	1100	620	3140	2870		03/15
SPENCERIAN COLLEGE	1440	1440	540	3420	2960		05/01
* SUE BENNETT COLLEGE	690	680	550	1920	1500		
SULLIVAN BUSINESS COLLEGE	1540	1440	560	3540	3080	4240	05/01
THOMAS MORE COLLEGE	1300	1130	700	3130	2430	4930	02/01
TRANSYLVANIA UNIVERSITY	2190	1130	530	3850	2850	4600	04/01
UNION COLLEGE BARBOURVILLE	1630	844	716	3190	2395		05/15
UNIVERSITY OF KENTUCKY LEXINGTON	480	1085	510	2075	1455	2975	05/01
UNIVERSITY OF LOUISVILLE	1000	940	575	2515	1725	3193	04/01
WESTERN KENTUCKY UNIVERSITY	420	1000	480	1900	1350	2400	03/15
LOUISIANA							
CENTENARY COLLEGE SHREVEPORT	1500	1000	800	3300	2680	3645	08/15
DILLARD UNIVERSITY	1300	850	400	2550	1700		11/30
LOUISIANA COLLEGE	900	900	520	2320	2120	3500	06/01
* LOUISIANA STATE UNIV BATON ROUGE	320	1010	600	1930	1400		
LOUISIANA STATE UNIV MEDICAL CENTER	800	1200	850	3850	3050	2700	09/01
LOUISIANA STATE UNIV SCHOOL OF DENTISTRY	800	1200	850	4850	4050	2700	09/01
* LOUISIANA STATE UNIV SCHOOL OF NURSING						3715	
* LOUISIANA TECH UNIVERSITY	300	1000	550	1850	1430	2400	
LOYOLA UNIVERSITY	1750	1100	800	3650	2800		03/15
* MCNEESE STATE UNIVERSITY	280	760	560	1600	840		
NEWCOMB COLLEGE OF TULANE UNIVERSITY	2595	1310	520	4425	3940		
NORTHEAST LOUISIANA UNIVERSITY	270	1000	400	1670	680		06/30
* NORTHWESTERN STATE UNIVERSITY	313	866	425	1604	788		
* NOTRE DAME SEMINARY	865	1350		3215	3865		

NAME OF INSTITUTION	RESIDENT TUITION AND FEES	RESIDENT ROOM AND BOARD	RESIDENT OTHER EXPENSES	RESIDENT TOTAL BUDGET	COMMUTER TOTAL BUDGET	12-MONTH SELF-SUPPORTING BUDGET	OPTIMUM PCS FILING DATE
OUR LADY OF HOLY CROSS COLLEGE					1830		
SAINTE JOSEPH SEMINARY COLLEGE	1114	986	450	2550			
SAINTE MARYS DOMINICAN COLLEGE	1550	1220	900	3670	2925	4870	08/15
* SOUTHEASTERN LOUISIANA UNIVERSITY	312	850	450	1612	1362		
* SOUTHERN UNIV AND AGR MECH COLL BATON RGE	274	826	360	1460	1260		
TULANE UNIVERSITY OF LOUISIANA	2520	1275	520	4315	3940		
* UNIVERSITY OF SOUTHWESTERN LOUISIANA	289	720	375	1384	1044		
XAVIER UNIVERSITY OF LOUISIANA	1240	900	460	2600	1800		02/28
MAINE							
* AUBURN MAINE SCHOOL OF COMMERCE	995	900	200	2095	1795		
BATES COLLEGE	4000		500	4500	3800		02/01
* BEAL COLLEGE	1100	1100	150	2350	2650		
* BOWDOIN COLLEGE	2800	1300	600	4700			
CENTRAL MAINE GENERAL HOSPITAL	740	350	540	1630	1630		
COLBY COLLEGE WATERVILLE	2675	1200	600	4475	3175		
* COLLEGE OF THE ATLANTIC	2700	1000	300	4000	3500		
* EASTERN MAINE VOCATIONAL TECHNICAL INST	300	700	300	1300	1600		
* HUSSON COLLEGE	1700	1150	550	3400	2700	5000	
* KENNEBEC VALLEY VOC TECH INSTITUTE	310	640	100	1050	610		
* MAINE MARITIME ACADEMY	770	1300	600	2670		2000	
NASSON COLLEGE	2350	1250		3600	3600		02/28
* PLUS GRAYS SCHOOL OF BUSINESS	1300	1000	450	2750	2350	3500	
RICKER COLLEGE	1970	1000	550	3520	3070		
SAINTE FRANCIS COLLEGE BIDDEFORD	2100	1225	600	3925	2650		
* SAINTE JOSEPHS COLLEGE NORTH WINDHAM	1625	1150	500	3275	3060		
THOMAS COLLEGE	1780	1180		3960	3880	5240	02/01
* UNITY COLLEGE	1917	1160	216	3293	3052		

NAME OF INSTITUTION	RESIDENT TUITION AND FEES	RESIDENT ROOM AND BOARD	RESIDENT OTHER EXPENSES	RESIDENT TOTAL BUDGET	COMMUTER TOTAL BUDGET	12-MONTH SELF-SUPPORTING BUDGET	OPTIMUM PCS FILING DATE
UNIVERSITY OF MAINE AUGUSTA	435	1050	415	1900	1600	3350.	03/15
UNIVERSITY OF MAINE FARMINGTON	440	1080	700	2220	2510	3510	03/01
UNIVERSITY OF MAINE FORT KENT	458	1080	850	2388	2083	5500	07/01
UNIVERSITY OF MAINE MACHIAS	565	1200	635	2400	2500		
* UNIVERSITY OF MAINE OKONO	550	1070	500	2120	3220	2800	
UNIVERSITY OF MAINE PORTLAND GORHAM	510	1100	640	2250	2050	3300	04/15
* UNIVERSITY OF MAINE PRESQUE ISLE	475	1050	550	2075	1665	2785	
WESTBROOK COLLEGE	2430	1200	730	4360	3010	4740	02/01
MARYLAND							
ALLEGANY COMMUNITY COLLEGE	680	1170	750	2600	1570	3350	07/01
ANNE ARUNDEL COMMUNITY COLLEGE	350	700	650	1700	1700	3910	06/01
ANTIOCH COLLEGE WASH BALTIMORE CAMPUS	3300	3000	400	6700		3000	
* BALTIMORE COLLEGE OF COMMERCE	880	1270	775	2925	2280		
BOWIE STATE COLLEGE	455	1120	900	2475	1355	3500	05/15
BRYMAN MEDIX SCHOOL	1350			1350	850		
* CAPITOL INSTITUTE OF TECHNOLOGY	1800	1500	600	3900	3362		
CATONSVILLE COMMUNITY COLLEGE	275	1050	450	1775	2100	3875	06/30
CECIL COMMUNITY COLLEGE					2090		
CHARLES COUNTY COMMUNITY COLLEGE					1911		07/01
* COLLEGE OF NOTRE DAME OF MARYLAND	1515	1300	450	3265	2250		
COPPIN STATE COLLEGE					1885		05/01
OUNDALK COMMUNITY COLLEGE					1515		
ESSEX COMMUNITY COLLEGE					1550		
* FREDERICK COMMUNITY COLLEGE	340	1100	650	2090	2115		
FROSTBURG STATE COLLEGE	420	1300	900	2620	1970	2830	05/01
* GARRETT COMMUNITY COLLEGE					2134		
GOUCHER COLLEGE	2520	1650	430	4600	3500	5330	03/01



NAME OF INSTITUTION	RESIDENT TUITION AND FEES	RESIDENT ROOM AND BOARD	RESIDENT OTHER EXPENSES	RESIDENT TOTAL BUDGET	COMMUTER TOTAL BUDGET	12-MONTH SELF-SUPPORTING BUDGET	OPTIMUM PCS FILING DATE
HAGERSTOWN JUNIOR COLLEGE					1600		07/01
HARFORD COMMUNITY COLLEGE	350	1000	50	2400	1900	3160	05/15
HOOD COLLEGE	2270	1300	400	3970	2646		01/01
* JOHN HOPKINS UNIVERSITY MEDICAL SCHOOL						6156	
JOHNS HOPKINS UNIVERSITY	3100	1500	700	5300	4300		03/31
* JOHNS HOPKINS UNIVERSITY MEDICAL SCHOOL	2931	2125	100	6156		6156	
* KIRKLAND HALL COLLEGE	1500	1420	300	3220	1850		
LUYOLA COLLEGE BALTIMORE	1775	1200	50	4025	3175		03/01
MARYLAND INSTITUTE COLLEGE OF ART	2100	1300	900	4300	3700	5200	03/01
MONTGOMERY COMMUNITY COLLEGE ROCKVILLE					1900	4680	08/01
MCNTGOMERY COMMUNITY COLLEGE TAKOMA PARK					1890	3160	08/01
* MORGAN STATE COLLEGE	480	875	550	1905	1490		
MOUNT SAINT MARYS COLLEGE EMMITSBURG	1760	1100	550	3410	2610		02/01
* NER ISRAEL RABBINICAL COLLEGE	1670	1500	800	3970	3435		
PEABODY INST OF THE CITY OF BALTIMORE	2325	800	30	4155	4030		01/15
PENINSULA GENERAL HOSPITAL	745	500	450	1695	1695	1695	05/01
PRINCE GEORGES COMMUNITY COLLEGE					1045		05/15
SAINTE MARYS COLLEGE OF MARYLAND	460	1025	600	2085	1810		04/01
SALISBURY STATE COLLEGE	450	1050	650	2150	1200		05/01
TOWSON STATE COLLEGE	435	1150	765	2350	1900	4180	04/01
TRI STATE BEAUTY ACADEMY	675	500	142	1317	1017	810	
UNIVERSITY OF BALTIMORE	1100	1500	750	3350	2650	3600	05/15
UNIVERSITY OF MARYLAND BALTIMORE CC	700	1100	650	2450	2400	3690	03/01
UNIVERSITY OF MARYLAND COLLEGE PARK	700	1100	570	2370	2370	3065	
* UNIVERSITY OF MARYLAND EASTERN SHORE	320	864	280	1464	700		
VILLA JULIE COLLEGE INC	1415	700	65	3180	3180	5080	
* WASHINGTON BIBLE COLLEGE	878	950	425	2253	2303		
* WASHINGTON COLLEGE	2470	1000	670	4140	3240		02/01

NAME OF INSTITUTION	RESIDENT TUITION AND FEES	RESIDENT ROOM AND BOARD	RESIDENT OTHER EXPENSES	RESIDENT TOTAL BUDGET	COMMUTER TOTAL BUDGET	12-MONTH SELF-SUPPORTING BUDGET	OPTIMUM PCS FILING DATE
* WASHINGTON THEOLOGICAL COALITION						2500	
WESTERN MARYLAND COLLEGE	2150	1050	600	3800	3150		12/01
MASSACHUSETTS							
AMERICAN INTERNATIONAL COLLEGE	2200	1060	540	3800	2800	4875	03/01
AMHERST COLLEGE	3210	1100	590	4900			
ANDOVER INSTITUTE OF BUSINESS	1550	1200	700	3450	2350		
* ANNA MARIA COLLEGE FOR WOMEN	1685	1200	350	3235	3385		
* AQUINAS JUNIOR COLLEGE MILTON					2200		
* AQUINAS JUNIOR COLLEGE NEWTON					2250	3500	
ART INSTITUTE OF BOSTON	1000	1500	300	2800	1950	3390	
ASSUMPTION COLLEGE	2330	1190	600	4120	2930		02/01
ATLANTIC UNION COLLEGE	2056	925	425	3406	3021	3856	08/15
BABSON COLLEGE	2475	1300	600	4375	4025	5470	01/29
BAY PATH JUNIOR COLLEGE	1725	1800	560	4085	2465		01/01
BAY STATE JR COLL OF BUSINESS FOR WOMEN	1320	1440	300	3060	1820		08/31
BENTLEY COLLEGE	2100	1400	550	4050	3650		02/01
BERKLEE COLLEGE OF MUSIC	1940	1780	580	4300	3700	5700	
* BERKSHIRE CHRISTIAN COLLEGE	1200	990	190	2380	2240		
BERKSHIRE COMMUNITY COLLEGE	332	700	700	1732	1732		06/01
BLUE HILLS REGIONAL TECHNICAL INSTITUTE							
* BOSTON CITY HOSPITAL	380	675	225	2280	2765	3050	
BOSTON COLLEGE	2700	1300		5000	4700	3000	03/15
* BOSTON CONSERVATORY OF MUSIC	1900	1200	200	3300	2860		
BOSTON SCHOOL OF OCCUPATIONAL THERAPY	3230	1580	590	5400			
BOSTON STATE COLLEGE					1920		04/01
BOSTON UNIVERSITY	2800	1360	540	4700	4150		02/01
* BRADFORD JUNIOR COLLEGE	2575	1450	625	4650	2195		

NAME OF INSTITUTION	RESIDENT TUITION AND FEES	RESIDENT ROOM AND BOARD	RESIDENT OTHER EXPENSES	RESIDENT TOTAL BUDGET	COMMUTER TOTAL BUDGET	12-MONTH SELF-SUPPORTING BUDGET	OPTIMUM PCS FILING DATE
BRANDEIS UNIVERSITY	3230	1400	770	5400	4800		02/01
* BRIDGEMATER STATE COLLEGE	340	1064	625	2029	1890	2615	
BRISTOL COMMUNITY COLLEGE	350	1600	650	2600	1800	3400	
* BRYANT AND STRATTON JR COL OF BUS BOSTON	1530	1600	450	3580	2580		
BURBANK HOSPITAL	1230	900	390	2520	2410		10/17
* CAMBRIDGE JUNIOR COLLEGE	1248		100	1348	2898		
CAPE COD COMMUNITY COLLEGE	320	1200	900	2420	1170		03/01
CHAMBERLAYNE JUNIOR COLLEGE	1235	1650		2885	1235		09/30
CHILDRENS HOSPITAL	2410	1160	650	4220	3110	4220	05/01
CLARK UNIVERSITY	2950	1335	700	4985	4325	5745	02/01
COLLEGE OF OUR LADY OF THE ELMS	1400	900	650	2950	2000		
COLLEGE OF THE HOLY CROSS WORCESTER	2785	1200	550	4535	4085	2000	02/01
* COOLEY DICKINSON HOSPITAL	315	692	250	1257	1365		
CURRY COLLEGE	2540	1300	650	4490	3790	5990	
* DEAN JUNIOR COLLEGE	2300	1200	500	4000	4200		
EASTERN NAZARENE COLLEGE	1540	960	550	3050	3050		03/01
EMERSON COLLEGE	2506	1400	850	4756	4356		
EMMANUEL COLLEGE BOSTON	2200	1100	800	4100	3800		02/01
* ENDICOTT JUNIOR COLLEGE	1810	1750	100	3660	2010		
FITCHBURG STATE COLLEGE	420	1070	600	2090	2180	2510	04/01
FORSYTH SCHOOL FOR DENTAL HYGIENISTS	2470	1550	430	4450	3970	5750	02/15
FRAMINGHAM STATE COLLEGE	330	950	670	1950	1780	2450	04/15
* FRAMINGHAM UNION HOSPITAL	840		100	940	940		
FRANKLIN INSTITUTE OF BOSTON	1300	1600	650	3550	2950		04/15
GARLAND JUNIOR COLLEGE	2100	2050	550	4700	3150		04/15
GORDON COLLEGE	2130	1260	450	3840	3430	4260	02/01
GRAHAM JUNIOR COLLEGE	2100	1475	650	4225	3300		02/15
* HAMPDEN COLLEGE OF PHARMACY					2210		

NAME OF INSTITUTION	RESIDENT TUITION AND FEES	RESIDENT ROOM AND BOARD	RESIDENT OTHER EXPENSES	RESIDENT TOTAL BUDGET	COMPUTER TOTAL BUDGET	12-MONTH SELF-SUPPORTING BUDGET	OPTIMUM PCS FILING DATE
HAMPSHIRE COLLEGE	3300	1300	500	5100			02/01
HARVARD UNIVERSITY	3000	1745	655	5400	4600		01/01
* HEBREW COLLEGE					585		
* HELLENIC COLLEGE	1415	1200	850	3465			
HOLYOKE COMMUNITY COLLEGE	640	1500	550	2690	1440		
* HONEYWELL INSTITUTE OF INFORMATION SCS					3700		
* KATHERINE GIBBS SCHOOL BCSTCN	1675	2500		5175	4535		
* LABOURE JUNIOR COLLEGE	1450	760	375	2585	1825	3085	
* LASELL JUNIOR COLLEGE	1865	1750	500	4115	3555		
LEICESTER JUNIOR COLLEGE	1850	1400	600	3850	2850		04/01
LESLEY COLLEGE	2450	1300		3750	3750		03/01
LOWELL STATE COLLEGE	375	1050	575	2000	1700	3000	
* MASSACHUSETTS BAY COMMUNITY COLLEGE					1750		
* MASSACHUSETTS COLLEGE OF ART	353	1400		2753	1303	5855	
* MASSACHUSETTS COLLEGE OF OPTOMETRY							
MASSACHUSETTS GENERAL HOSPITAL	1140	850	135	2125	2125		01/15
MASSACHUSETTS INSTITUTE OF TECHNOLOGY	3215	1835	700	5750	5050		01/10
MASSACHUSETTS MARITIME ACADEMY	600	1375	300	3275		3275	06/15
* MASSASOIT COMMUNITY COLLEGE					2093	2845	
MERRIMACK COLLEGE	2100	1200	700	4000	3300	4650	03/01
MOUNT HOLYOKE COLLEGE	2800	1500	600	4900			01/01
MOUNT IDA JUNIOR COLLEGE	2110	1750	625	4485	2700		03/15
MOUNT WACHUSETT COMMUNITY COLLEGE	340	800	300	1440	2016		07/01
NEW ENGLAND CONSERVATORY OF MUSIC	2715	1600	750	5065	4515		03/01
NEW ENGLAND DEACONES'S HOSPITAL	2500		500	3000	2350		
NEW ENGLAND SCHOOL OF LAW	1730	1900	100	4730	4730	5400	
NEWTON COLLEGE	2400	1300	700	4400	4000		01/15
NEWTON JUNIOR COLLEGE					3251		

NAME OF INSTITUTION	RESIDENT TUITION AND FEES	RESIDENT ROOM AND BOARD	RESIDENT OTHER EXPENSES	RESIDENT TOTAL BUDGET	COMPUTER TOTAL BUDGET	12-MONTH SELF-SUPPORTING BUDGET	OPTIMUM PCS FILING DATE
NICHOLS COLLEGE	2000	1300	770	4070	3720		04/01
NORTH ADAMS STATE COLLEGE	420	1270	560	2250	1800	2670	05/01
NORTH SHORE COMMUNITY COLLEGE	350	1380	240	2970	2250	3820	02/28
NORTHAMPTON JUNIOR COLLEGE	1605	1400	800	3805	3240	4350	
* NORTHEAST INSTITUTE OF INDUSTRIAL TECH	1020	800	410	2230	2320		
NORTHEASTERN UNIV	1930	1500	650	4080	3380	2865	01/15
NORTHERN ESSEX COMMUNITY COLLEGE	335	1500	950	2785	1885	3235	05/01
* PERRY NORMAL SCHOOL INC	1400	2000	600	4000	2000		
PETER BENT BRIGHAM HOSPITAL	942	1300	670	2912	2712		04/15
PINE MANOR JUNIOR COLLEGE	3150	1600		4750	3050		
QUINCY CITY HOSPITAL	370		730	1100	5290	2200	
* QUINCY JUNIOR COLLEGE					3021		
QUINSIGAMOND COMMUNITY COLLEGE					2045		
RADCLIFFE COLLEGE	3000	1745	650	5395	4700		
REGIS COLLEGE WESTON	2060	1200	550	3810	3660	5065	04/01
SAINTE ELIZABETHS HOSPITAL	560	400	500	1460	1735		
* SAINT HYACINTH COLLEGE AND SEMINARY	450	1000	100	1550			
* SAINT JOHNS SEMINARY COLLEGE	1000	1000		3000			
SAINTE LUKES HOSPITAL NEW BEDFORD							04/01
SALEM STATE COLLEGE	350	1100	750	2200	1850	2300	03/15
SIMMONS COLLEGE	2640	1280	650	4570	3910		02/01
* SIMONS ROCK	3000	1300	475	4775	3350		
SMITH COLLEGE	2860	1500	590	4950	4550		01/15
SMITH COLLEGE SCHOOL FOR SOCIAL WORK						4430	01/15
* SOUTHEASTERN MASSACHUSETTS UNIVERSITY	320	1500	660	2500	1800	3100	
SPRINGFIELD COLLEGE	2120	1075	550	3745	3620		02/01
SPRINGFIELD HOSPITAL MEDICAL CENTER	580	100	220	900	1150	900	04/01
SPRINGFIELD TECHNICAL COMMUNITY COLLEGE	330	1000	950	2280	1730	3170	04/15

NAME OF INSTITUTION	RESIDENT TUITION AND FEES	RESIDENT ROOM AND BOARD	RESIDENT OTHER EXPENSES	RESIDENT TOTAL BUDGET	COMPUTER TOTAL BUDGET	12-MONTH SELF-SUPPORTING BUDGET	OPTIMUM PCS FILING DATE
STONEHILL COLLEGE	2125	1275	500	3900	3675	6500	01/15
SUFFOLK UNIVERSITY	1450	1400	700	3550	2550		03/01
SWAIN SCHOOL OF DESIGN	1300	1300	900	3500	3050	4200	05/30
TUFTS JACKSON COLLEGES	3230	1580	590	5400	3990	5900	02/01
TUFTS UNIVERSITY MEDICAL SCHOOL						7000	
UNIVERSITY OF MASSACHUSETTS AMHERST	550	1300	550	2400	1900		03/01
UNIVERSITY OF MASSACHUSETTS BOSTON	360	550	650	1560	3960	3150	
WELLESLEY COLLEGE	2850	1450	500	4800	3750		04/01
* WENTWORTH COLLEGE OF TECHNOLOGY						4900	
WENTWORTH INSTITUTE	1600	1500		4100	4100		04/01
WESTERN NEW ENGLAND COLLEGE	1833	1100	325	3258	2458		03/01
WESTFIELD STATE COLLEGE	420	870	750	2040	1830	3070	03/01
WHEATON COLLEGE NORTON	2100	1050	600	4750	3900		01/01
WHEELOCK COLLEGE	2300	1250	470	4020	3590		02/01
WHIDDEN MEMORIAL HOSPITAL	1400	300	700	2400	2300		
WILLIAMS COLLEGE	2910	1490	600	5000	5000		02/01
WORCESTER HAHNEMANN HOSPITAL	410	240	650	1300	1060	3200	05/01
WORCESTER POLYTECHNIC INSTITUTE	2745	1115	550	4410	3295		
* WORCESTER STATE COLLEGE	300	1500	600	2400	2100		
MICHIGAN							
ADRIAN COLLEGE	1918	974	600	3492	3094		04/15
ALBION COLLEGE	2350	1280	650	4280	3980		03/01
* ALMA COLLEGE	1875	1125	550	3550	3525		
ALPENA COMMUNITY COLLEGE	370	980	500	1850	1800	3080	02/01
ANDREWS UNIVERSITY	1893	975	575	3443	3093		04/15
AQUINAS COLLEGE	1915	1000	650	3565	3515	4400	08/15
ART SCHOOL OF THE SOC OF ARTS AND CRAFTS	1550	790	820	3160	3160	3560	

NAME OF INSTITUTION	RESIDENT TUITION AND FEES	RESIDENT ROOM AND BOARD	RESIDENT OTHER EXPENSES	RESIDENT TOTAL BUDGET	COMMUTER TOTAL BUDGET	12-MONTH SELF-SUPPORTING BUDGET	OPTIMUM PCS FILING DATE
BAKER BUSINESS UNIVERSITY	1105	700	680	2485	2795	2053	08/15
BAY DE NOC COMMUNITY COLLEGE	500	1500	950	2950	1790		
* BUTTERWORTH HOSPITAL	434	765	200	1399	1399		
CALVIN COLLEGE	1650	900	600	3150	2950	4050	06/15
CENTRAL MICHIGAN UNIVERSITY	557	1228	630	2415	1872		
* CLEARY COLLEGE	1170	1075	400	2645	2370		
CONCORDIA LUTHERAN JUNIOR COLLEGE	1045	890	605	2540	2540		06/01
DAVENPORT COLLEGE OF BUSINESS	1350	805	665	2820	2820		
* DELTA COLLEGE	314	980	556	1850	1900		
DETROIT BIBLE COLLEGE	798	860	750	2408	2548		08/15
* DETROIT COLLEGE OF BUSINESS				2958	2958		
DETROIT INSTITUTE OF COMMERCE				3000	3000	3300	
DETROIT INSTITUTE OF TECHNOLOGY				3200	3200		12/01
LANS SCOTUS COLLEGE	1400	600	400	2400	1600		10/01
EASTERN MICHIGAN UNIVERSITY	570	1210	570	2350	2100	3550	01/01
FERRIS STATE COLLEGE	498	1360	602	2460	1820	3240	03/15
* GENERAL MOTORS INSTITUTE	990	1680	895	3565	4045		
GENESEE COMMUNITY COLLEGE FLINT	352	985	135	2472	2472	4090	
* GLEN OAKS COMMUNITY COLLEGE	350	1200	550	2100	1300		
LOGSBIC COMMUNITY COLLEGE	510	530	900	2310	1800	3060	03/01
GRAND RAPIDS BAPTIST COLL AND SEMINARY	1280	1000	420	2700	3050		05/01
GRAND RAPIDS JUNIOR COLLEGE	348	900	700	1948	2204	2148	05/01
GRAND VALLEY STATE COLLEGE	480	1230	800	2510	2180	3620	
HACKLEY HOSPITAL SCHCOL OF NURSING	895	800	650	2345	2215		
HENRY FORD COMMUNITY COLLEGE	525	920	750	2195	2195		
HIGHLAND PARK COLLEGE	300	900	800	2000	2300		
HILLSDALE COLLEGE	2590	990	600	4180	4090	5300	02/15
HOPE COLLEGE	2065	1035	650	3750	3515	4800	03/01

NAME OF INSTITUTION	RESIDENT TUITION AND FEES	RESIDENT ROOM AND BOARD	RESIDENT OTHER EXPENSES	RESIDENT TOTAL BUDGET	COMPUTER TOTAL BUDGET	12-MONTH SELF-SUPPORTING BUDGET	OPTIMUM PCS FILING DATE
HURLEY HOSPITAL	590	250	980	1820	2120		07/15
JACKSON COMMUNITY COLLEGE	434	800	750	1984	2232		
JOHN WESLEY COLLEGE OWOSSO	2000	960	850	3810	3810	4800	
KALAMAZOO COLLEGE	1725	1350	550	3625	2275		03/15
KALAMAZOO VALLEY COMMUNITY COLLEGE	325		975	1300	2000		04/01
KELLOGG COMMUNITY COLLEGE	370	900	890	2160	2440	3260	02/15
KIRTLAND COMMUNITY COLLEGE					2650		
LAKE MICHIGAN COLLEGE	320	1800	180	3300	2450	3950	07/15
LAKE SUPERIOR STATE COLLEGE	510	1200	700	2410	2110	2810	01/15
* LANSING COMMUNITY COLLEGE	330	1050	850	2230	2230	2150	
* LAWRENCE INSTITUTE OF TECHNOLOGY	915	1185	600	2700	2600	3000	
MACKINAC COLLEGE	2000	1200	650	3850			
MACOMB COUNTY COMMUNITY COLL CENTER CAMP	390	900	710	2000		2650	07/01
* MACOMB COUNTY COMMUNITY COLL SOUTH CAMP					1550		
MADONNA COLLEGE	1640	1310	650	3600	3190		05/01
MARYGROVE COLLEGE	1810	1200	700	3710	3710	5210	
MERCY COLLEGE OF DETROIT	1550	1250	800	3600	3300	4800	
* MERRILL PALMER INSTITUTE	1275	1200	750	3225			
MICHIGAN CHRISTIAN JUNIOR COLLEGE	1300	1140	650	3090	3090	4690	
MICHIGAN STATE UNIV EAST LANSING	670	1140	790	2600	2600	3470	
MICHIGAN TECHNOLOGICAL UNIVERSITY	570	1145	650	2365	2020	3153	02/01
MID MICHIGAN COMMUNITY COLLEGE	320	825	745	1890	2190		
MUNROE COUNTY COMMUNITY COLLEGE					2030		04/15
MR ARNOLDS BEAUTY COLLEGE	600	1200	800	2600	2600	3200	
MUSKEGON BUSINESS COLLEGE	1100	780	770	2650	2650	3500	08/15
MUSKEGON COMMUNITY COLLEGE	418	800	750	1968	2278		04/15
NAZARETH COLLEGE	1625	1200	650	3475	3425		08/01
* NORTH CENTRAL MICHIGAN COLLEGE	380	1175	500	2055	2365		



NAME OF INSTITUTION	RESIDENT TUITION AND FEES	RESIDENT ROOM AND BOARD	RESIDENT OTHER EXPENSES	RESIDENT TOTAL BUDGET	COMMUTER TOTAL BUDGET	12-MONTH SELF-SUPPORTING BUDGET	OPTIMUM PCS FILING DATE
NORTHERN MICHIGAN UNIVERSITY	510	1140	650	2300	2010	2740	03/01
NORTHWEST WAYNE COUNTY COMMUNITY COLLEGE	315	900	750	1965	2265	4000	
NORTHWESTERN MICHIGAN COLLEGE	585	1150	650	2385	1982	3200	
NORTHWOOD INSTITUTE MICHIGAN	1650	1080	780	3510	3480	4500	
OAKLAND UNIVERSITY	600	1230	550	2380	1900	3150	03/01
OLIVET COLLEGE	2025	1150	550	3725	3450		
PARSONS BUSINESS SCHOOL	1460	1400	480	3340	3450	3410	
* REFORMED BIBLE INSTITUTE	600	880	160	1640	760		
* SACRED HEART SEMINARY	800	400	700	1900			
* SAGINAW BUSINESS INSTITUTE	935	840	350	2125	2275	3747	
SAGINAW VALLEY COLLEGE	470	1100	750	2320	2320	4656	03/01
SAINT CLAIR COUNTY COMMUNITY COLLEGE	574	900	990	2464	2464	4298	
* SAINT JOSEPHS COMMUNITY HOSPITAL					2800	2800	
* SAINT MARYS COLLEGE ORCHARD LAKE	1000	800	400	2200			
SHAW COLLEGE AT DETROIT					3050		06/01
* SIENA HEIGHTS COLLEGE	1200	910	660	2770	2650		
* SOUTHWESTERN MICHIGAN COLLEGE	360	500	515	1375	1705		
SPRING ARBOR COLLEGE	1700	900	450	3050	3050	4055	07/15
SUDMI COLLEGE	1870	1200	600	3670	3370	2800	
UNIVERSITY MICHIGAN FLINT	570	1240	790	2600	2600		03/15
UNIVERSITY OF DETROIT	1950	1200	850	4000	3500		05/01
UNIVERSITY OF MICHIGAN ANN ARBOR	696	1236	768	2700			05/01
* UNIVERSITY OF MICHIGAN DEARBORN	568	1236	796	2600	2600		
WASHTENAW COMMUNITY COLLEGE					1725	3175	06/01
WAYNE COUNTY COMMUNITY COLLEGE					2590		06/15
* WAYNE STATE UNIVERSITY	669	1700	200	2569	2069		
WEST SHORE COMMUNITY COLLEGE	380	710		2090	2390	2660	

NAME OF INSTITUTION	RESIDENT TUITION AND FEES	RESIDENT ROOM AND BOARD	RESIDENT OTHER EXPENSES	RESIDENT TOTAL BUDGET	COMMUTER TOTAL BUDGET	12-MONTH SELF-SUPPORTING BUDGET	OPTIMUM PCS FILING DATE
WESTERN MICHIGAN UNIVERSITY	690	1180	470	2340	1290	3375	02/20
* WESTERN THEOLOGICAL SEMINARY					2885		
MINNESOTA							
* ANOKA RAMSEY STATE JUNIOR COLLEGE	400	1100	700	2200	1700		
AUGSBURG COLLEGE	2000	1100	550	3650	3300		04/01
AUSTIN STATE JUNIOR COLLEGE	500	900	850	2250	2350	2780	03/01
* BEMIDJI STATE COLLEGE	455	920	725	2100	1880		
BETHANY LUTHERAN COLLEGE INC	1085	860	600	2545	2035		
BETHEL COLLEGE SAINT PAUL	1900	900	600	3400	3400	3700	
BRAINERD STATE JUNIOR COLLEGE BRAINERD	500	900	850	2250	2250		03/01
CARLETON COLLEGE NORTHFIELD	2800	1200	450	4450		4800	01/15
COLLEGE OF SAINT BENEDICT	1900	900	475	3275	2450		
COLLEGE OF SAINT CATHERINE SAINT PAUL	1900	1000	600	3500	3130		01/31
COLLEGE OF SAINT SCHOLASTICA	1915	985	650	3550	3150	3880	02/01
COLLEGE OF SAINT TERESA	1700	980	750	3430	3065		
COLLEGE OF SAINT THOMAS	1965	1125	600	3690	3140		
CONCOROIA COLLEGE MOORHEAD	1975	825	550	3350	3150	3850	07/01
CONCOROIA COLLEGE SAINT PAUL	1115	924	550	2589	2289		
CROSIER SEMINARY JUNIOR COLLEGE	730	900	700	2330			
OR MARTIN LUTHER COLLEGE	665	485	700	1850	1465		
EVELETH AREA VOCATIONAL TECHNICAL INST	585	900	495	1980	1680		
FAIRLAKES STATE JUNIOR COLLEGE					2235		
FARIBAULT AREA VOCATIONAL TECHNICAL SCH		1200		1720	1250	2610	09/01
FERGUS FALLS STATE JUNIOR COLLEGE	410	800	400	1610	1260	2125	06/01
* GOLOEN VALLEY LUTHERAN COLLEGE	1380	1187	430	2997	1985		
GUSTAVUS AADOLPHUS COLLEGE	2550	800	500	3850			04/01
HAMLIN UNIVERSITY	2250	1150	500	3900	3250	3900	01/01

NAME OF INSTITUTION	RESIDENT TUITION AND FEES	RESIDENT ROOM AND BOARD	RESIDENT OTHER EXPENSES	RESIDENT TOTAL BUDGET	COMMUTER TOTAL BUDGET	12-MONTH SELF-SUPPORTING BUDGET	OPTIMUM PCS FILING DATE
HIBBING STATE JUNIOR COLLEGE	400	1000	600	2000	1600		
ITASCA STATE JUNIOR COLLEGE	500	1200	750	2450	2050	2450	04/15
LAKELAND STATE JUNIOR COLLEGE	500	700	900	2100	2150		
* LEA COLLEGE ON LAKE CHAPEAU	1780	1005	225	3010	3155		
* LUTHER THEOLOGICAL SEMINARY						2344	
MACALESTER COLLEGE	2350	1000	500	3850	3350		12/15
MANKATO STATE COLLEGE	483	855	662	2000	1700		
MEDICAL INSTITUTE OF MINNESOTA	2075	1200	600	3875	3905	3875	08/01
MESABI STATE JUNIOR COLLEGE	475	800	500	1775	1725	2375	04/15
* METROPOLITAN STATE JUNIOR COLLEGE	371	850	779	2000	1600	2500	
* MINNEAPOLIS COLLEGE OF ART AND DESIGN	1650	1000	800	3450	3100	3900	
MOORHEAD STATE COLLEGE	440	860	700	2000	1800	2700	02/15
MOUNT SINAI SCHOOL OF RADIOLOGIC TECH	175	1480	475	2130	2286		
NORMANDALE STATE JUNIOR COLLEGE	500	1100	950	2550	2150		
NORTH CENTRAL BIBLE COLLEGE	990	1030	680	2700	2360		05/01
* NORTH HENNEPIN STATE JUNIOR COLLEGE					1400		
NORTHLAND STATE JUNIOR COLLEGE	400	850	500	1750	1400		
NORTHWESTERN COLLEGE ROSEVILLE	1400	1390	800	3590	3380	4135	08/01
PATRICIA STEVENS SCHOOLS CF MINNEAPOLIS	1883	1000	500	3383	3183		
ROCHESTER STATE JUNIOR COLLEGE	400	900	750	2050	1650	2750	
SAINT CLOUD SCHOOL OF NURSING	990	800	600	2390	2490		12/01
SAINT CLOUD STATE COLLEGE	575	975	650	2200	1875	2500	
SAINT JOHNS UNIVERSITY COLLEGEVILLE	1900	980	600	3480	3350	4450	05/01
SAINT MARYS COLLEGE WINONA	1710	1000	740	3450	2600		
SAINT OLAF COLLEGE	2350	1150	450	3950	3700		02/15
SCHOOL OF THE ASSOCIATED ARTS	2100	1200	800	4100	3500	5300	
* SOUTHWEST MINNESOTA STATE COLLEGE	500	900	600	2000	1400		
UNIVERSITY OF MINN TECH COLL CROOKSTON	600	1200	650	2450	1665	3260	05/15

NAME OF INSTITUTION	RESIDENT TUITION AND FEES	RESIDENT ROOM AND BOARD	RESIDENT OTHER EXPENSES	RESIDENT TOTAL BUDGET	COMPUTER TOTAL BUDGET	12-MONTH SELF-SUPPORTING BUDGET	OPTIMUM PCS FILING DATE
* UNIVERSITY OF MINN TECH COLL WASECA	652	900	698	2250	2250	2250	
UNIVERSITY OF MINNESOTA DULUTH	730	1170	700	2600	2100		
UNIVERSITY OF MINNESOTA MINNEAPOLIS	700	1200	900	2800	2300		
UNIVERSITY OF MINNESOTA MCRIS	760	1100	790	2650	2000	3230	02/15
VERMILION STATE JUNIOR COLLEGE	400	1000	600	2000	1700		08/15
WADENA AREA VOCATIONAL TECHNICAL INST	10	935	320	1265	1485		
* WILLMAR STATE JUNIOR COLLEGE	410	800	500	1710	1410	2130	
WINONA STATE COLLEGE	700	1000	650	2350	1600	3130	04/01
WORTHINGTON STATE JUNIOR COLLEGE	418	950	750	2118	2118		07/01
MISSISSIPPI							
* ALCORN AGRICULTURAL AND MECHANICAL COLL	400	675	412	1487	1082	2037	
BELHAVEN COLLEGE	1200	800	750	2750	2700	3880	
* BLUE MOUNTAIN COLLEGE	850	575	500	1925	2025		
* CLARKE MEMORIAL COLLEGE	572	624	300	1496	1696		
* COAHOMA JUNIOR COLLEGE	150	405	345	900	700		
* EAST MISSISSIPPI JUNIOR COLLEGE	200	505	300	1005	1000		
JACKSON STATE COLLEGE	399	720	400	1519	999	2200	
* MARY HOLMES JUNIOR COLLEGE	690	870	790	2350	1750		
MILLSAPS COLLEGE	1530	825	500	2855	2530	4115	04/15
MISSISSIPPI COLLEGE	1118	710	550	2378	1968		04/01
* MISSISSIPPI DELTA JUNIOR COLLEGE	156	510	150	816	506		
* MISSISSIPPI GULF COAST JR COLL JACKSON					1264		
* MISSISSIPPI GULF COAST JR COLL JEFF DAVIS					1264		
* MISSISSIPPI GULF COAST JR COLL PERKINSON	259	1116	275	1650	1264		
MISSISSIPPI INDUSTRIAL COLLEGE	830	795	250	1875	1930	2350	
MISSISSIPPI STATE COLLEGE FOR WOMEN	480	890	630	2000	1500	2500	07/15
* MISSISSIPPI STATE UNIVERSITY	492	930	578	2000	2000		

NAME OF INSTITUTION	RESIDENT TUITION AND FEES	RESIDENT ROOM AND BOARD	RESIDENT OTHER EXPENSES	RESIDENT TOTAL BUDGET	COMPUTER TOTAL BUDGET	12-MONTH SELF-SUPPORTING BUDGET	OPTIMUM PCS FILING DATE
MISSISSIPPI VALLEY STATE COLLEGE	400	650	705	1755	1125		08/31
NORTHWEST MISSISSIPPI JUNIOR COLLEGE	180	540	730	1450	1250	1680	03/15
* PEARL RIVER JUNIOR COLLEGE	150	495	100	745	750		
* PRENTISS NORMAL AND INDUSTRIAL INSTITUTE	840	653	400	1893	1375		
* RUST COLLEGE	1000	832	200	2032	1300		
* SOUTHWEST MISSISSIPPI JUNIOR COLLEGE	150	450	100	700	850		
* TOUGALOO COLLEGE	1050	753	640	2443	2200		
UNIVERSITY OF MISSISSIPPI	516	1134	650	2300	1625	3900	03/15
UNIVERSITY OF SOUTHERN MISSISSIPPI	480	780	600	1860	1290	2690	04/15
UTICA JUNIOR COLLEGE					1219		08/01
WILLIAM CAREY COLLEGE	1050	650	500	2200	1400		07/15
MISSOURI							
AVILA COLLEGE	1495	1050	655	3200	2850	4315	03/01
* CALVARY BIBLE COLLEGE	1120	760	200	2080	1445		
CENTRAL BIBLE COLLEGE	925	950	695	2570	2150	2870	
CENTRAL METHODIST COLLEGE	1400	850	520	2770	2570		
CENTRAL MISSOURI STATE UNIVERSITY	300	810	435	1545	735		
COLUMBIA COLLEGE COLUMBIA	1950	1250	750	3950	3650		
CONCORDIA SEMINARY						3600	
COTTEY COLLEGE	1100	1300	750	3150	700		03/01
* CROWDER COLLEGE	190	700	500	1390	1690		
* CULVER STOCKTON COLLEGE	1780	1010	510	3300	2500		
* EVANGEL COLLEGE	1255	868	530	2653	2255		
* FLORISSANT VALLEY COMMUNITY COLLEGE					2000		
FONTBONNE COLLEGE	1850	1100	950	3900	3500		05/01
* FOREST PARK COMMUNITY COLLEGE					2000		
HARRIS TEACHERS COLLEGE					1450	3000	08/01

NAME OF INSTITUTION	RESIDENT TUITION AND FEES	RESIDENT ROOM AND BOARD	RESIDENT OTHER EXPENSES	RESIDENT TOTAL BUDGET	COMMUTER TOTAL BUDGET	12-MONTH SELF-SUPPORTING BUDGET	OPTIMUM PCS FILING DATE
IMMACULATE CONCEPTIUN SEMINARY CONCEPTIN	779	944	800	2523			08/15
* JEFFERSON COLLEGE				1390			
KANSAS CITY ART INSTITUTE	2515	1228	900	4643	4115	5200	01/01
* KEMPER MILITARY SCHOOL AND COLLEGE	1450	1100	800	3350			
* LINCOLN UNIVERSITY JEFFERSON CITY	350	700	350	1400	1100		
LINDENWOOD COLLEGES	2035	1150	700	3885	2650		
* MAPLE WOODS COMMUNITY COLLEGE	220	900	880	2000	1280	1950	
* MARILLAC COLLEGE	750	1080	35	1865			
MARYVILLE COLLEGE ST LOUIS	1775	1350	540	3665	2815	5100	02/15
* MERAMEC COMMUNITY COLLEGE					2000		
MISSOURI SOUTHERN STATE COLLEGE	390	850	650	1890	1445	2365	04/01
MISSOURI VALLEY COLLEGE	1530	996	650	3176	2876		
NORTHEAST MISSOURI STATE COLLEGE	280	820	570	1670	1030		
NORTHWEST MISSOURI STATE UNIVERSITY	320	800	530	1650	1470	3180	
NOTRE DAME COLLEGE SAINT LOUIS					2250		
* PARK COLLEGE	1974	1140	550	3664	3474		
ROCKHURST COLLEGE	1560	1000	700	3260	2810		03/15
SAINT LOUIS COLLEGE OF PHARMACY	1160	1080	310	3550	3200	4800	05/31
SAINT LOUIS MUNICIPAL SCHCOL OF NURSING	389		278	667	667		
SAINT LOUIS UNIVERSITY	2094	1000	706	3800	3300		07/01
SAINT LOUIS UNIVERSITY SCH OF MEDICINE	2700	2700	900	7300	7300	5700	
SAINT PAULS COLLEGE CCNGORDIA	765	765	560	2090	2030		04/15
SOUTHEAST MISSOURI STATE COLLEGE	220	800	600	1620	1320	2275	
SOUTHWEST MISSOURI STATE COLLEGE	300	840	700	1840	1150		
* STATE FAIR COMMUNITY COLLEGE	172	800	500	1472	1172		
STEPHENS COLLEGE	2500	1250	600	4350	2475		03/15
* TARKIO COLLEGE	1840	1000	400	3240	3290		
* UNIVERSITY OF MISSOURI COLUMBIA	500	940	610	2050	1850		

NAME OF INSTITUTION	RESIDENT TUITION AND FEES	RESIDENT ROOM AND BOARD	RESIDENT OTHER EXPENSES	RESIDENT TOTAL BUDGET	COMPUTER TOTAL BUDGET	12-MONTH SELF-SUPPORTING BUDGET	OPTIMUM PCS FILING DATE
UNIVERSITY OF MISSOURI KANSAS CITY	550	1200	800	2550	2200	3525	02/01
UNIVERSITY OF MISSOURI ROLLA	600	950	640	2190	2190		03/01
UNIVERSITY OF MISSOURI ST LOUIS					2100	3400	04/01
WASHINGTON UNIVERSITY SAINT LOUIS	2900	1400	700	5000	3800		01/01
WEBSTER COLLEGE	2250	1250	850	4350	3400		
WESTMINSTER COLLEGE FULTON	2110	950	540	3600	2900	4050	04/15
WILLIAM JEWELL COLLEGE	1400	950	650	3000	2500		03/15
WILLIAM WOODS COLLEGE	1970	1090	710	3770	2670		03/01
MONTANA							
CARROLL COLLEGE HELENA	1320	870	460	2650	2330		03/01
COLLEGE OF GREAT FALLS	1316	900	750	2966	2066		
DAWSON COLLEGE GLENDIVE	340	900	600	1840			
EASTERN MONTANA COLLEGE	460	980	700	2140	1860	2990	03/01
FLATHEAD VALLEY COMMUNITY COLLEGE	225	600	800	1625	1975		
* HELENA VO TECH CENTER	50	1100	350	1500	1850		
MILES COMMUNITY COLLEGE	275	650	625	1550	2145	2310	08/31
MONTANA COLLEGE OF MINERAL SC AND TECH	376	897	577	1950	1750		04/01
MONTANA STATE UNIVERSITY	490	955	655	2100	1600		04/01
NORTHERN MONTANA COLLEGE	440	850	810	2100	1900	2700	03/01
ROCKY MOUNTAIN COLLEGE	1625	880	575	3080	2555	3680	03/01
UNIVERSITY OF MONTANA	471	1000	579	2050	2050		04/01
WESTERN MONTANA COLLEGE	500	800	700	2000	2000	2400	04/01
NEBRASKA							
* BELLEVUE COLLEGE					2220		
* CENTRAL NEBRASKA TECHNICAL INSTITUTE	265	625	645	1535	1925	1790	

NAME OF INSTITUTION	RESIDENT TUITION AND FEES	RESIDENT ROOM AND BOARD	RESIDENT OTHER EXPENSES	RESIDENT TOTAL BUDGET	COMMUTER TOTAL BUDGET	12-MONTH SELF-SUPPORTING BUDGET	OPTIMUM PCS FILING DATE
* CHADRON STATE COLLEGE	425	760	500	1685	1675		
COLLEGE OF SAINT MARY OMAHA	1480	1050	500	3030	3030	3200	02/15
CONCORDIA TEACHERS COLLEGE SEWARD	980	910	580	2470	2095	3100	05/01
CREIGHTON UNIVERSITY	1850	1050	600	3500	3000		
CREIGHTON UNIVERSITY SCHCLL CF MEDICINE	3100	1600	950	5650	5650		09/01
DANA COLLEGE	1670	850	480	3000	2400	4000	
OUANE COLLEGE	1925	955	700	3580	2620	2980	04/01
* FAIRBURY JUNIOR COLLEGE	360	800	250	1410	1360		
* GRACE BIBLE INSTITUTE	862	748	350	1960	1960		
HASTINGS COLLEGE HASTINGS	1990	920	670	3580	3350		02/28
* JOHN F KENNEDY COLLEGE WAHCO	1340	640	900	2880	2090	4560	
KEARNEY STATE COLLEGE	400	845	655	1900	1655		04/15
* LINCOLN GENERAL HOSPITAL	800	800	400	2000	2100	2000	
* MARY LANNING MEMORIAL HOSPITAL	1911	1400	150	3461	4501		
MIDLAND LUTHERAN COLLEGE	1600	840	510	2950	2950	4270	03/01
* NEBRASKA CHRISTIAN COLLEGE	550	750	70	1370			
NEBRASKA WESLEYAN UNIVERSITY	1800	960	750	3510	3300		
NEBRASKA WESTERN COLLEGE	250	800	600	1650	1100	1950	07/01
* NORTHEASTERN NEBRASKA COLLEGE	330	600	400	1330	1430		
PERU STATE COLLEGE	460	965	550	1975	1625		
* UNIVERSITY OF NEBRASKA COLL CF DENTISTRY						3900	
UNIVERSITY OF NEBRASKA LINCOLN	613	940	847	2400	2100	2900	08/01
UNIVERSITY OF NEBRASKA MEDICAL CENTER	350	1200	850	2400	1600	3300	05/01
UNIVERSITY OF NEBRASKA GWAHA	570	1050	700	2320	2320	3180	04/01
UNIVERSITY OF NEBRASKA SCH OF TECH AGRI	430	950	750	2130	1780	2840	06/01
WAYNE STATE COLLEGE	490	730	500	1720	1290	2080	03/01
* YURK COLLEGE YORK	1050	850	250	2150	1250		



NAME OF INSTITUTION	RESIDENT TUITION AND FEES	RESIDENT ROOM AND BOARD	RESIDENT OTHER EXPENSES	RESIDENT TOTAL BUDGET	COMMUTER TOTAL BUDGET	12-MONTH SELF-SUPPORTING BUDGET	OPTIMUM PCS FILING DATE
* ELKO COMMUNITY COLLEGE	325	1480	150	1955	1525		
* UNIVERSITY OF NEVADA LAS VEGAS	532	1108	550	2190	2212		
NEW HAMPSHIRE							
* BELKNAP COLLEGE	2050	1200	500	3750	3700	2735	
* CANAAN COLLEGE	1650	1200	400	3250	2825		
CASTLE SECRETARIAL SCHOOL							
COLBY JUNIOR COLLEGE FOR WOMEN	2690	1200	550	4440	4080	5500	04/20
CONCORD HOSPITAL CONCORD	680	660	250	1590	1740	1590	01/15
DARTMOUTH COLLEGE	3060	1460	630	5150			05/01
FRANCONIA COLLEGE	3300	1190	400	4890			01/01
* FRANKLIN PIERCE COLLEGE	2200	1300	550	4050	2900		
* HESSER COLLEGE	1150	1000	175	2325	2705		
KEENE STATE COLLEGE	750	1100	350	2200	1900		05/01
MOUNT SAINT MARY COLLEGE FACKSETT	1800	1400	550	3750	3050		04/01
* NATHANIEL HAWTHORNE COLLEGE	2215	1100	435	3750	3750		
* NEW ENGLAND AERONAUTICAL INSTITUTE	1155	1155	400	2710	1705		
* NEW ENGLAND COLLEGE	2540	1330	550	4420	4564		
NEW HAMPSHIRE COLLEGE	2125	1300	640	4065	3425	4895	04/15
NEW HAMPSHIRE TECHNICAL INSTITUTE	320	850	730	1900	1600	3020	12/27
NEW HAMPSHIRE VOC TECH COLL BERLIN	300	900	550	1750	1500	2350	
* NEW HAMPSHIRE VOC TECH COLL CLAREMONT	300	900	500	1700	2250		
NEW HAMPSHIRE VOC TECH COLL LACONIA	295	1200	800	2295	2245	3115	08/01
* NEW HAMPSHIRE VOC TECH COLL MANCHESTER	300	2000	300	2600	1950		
NEW HAMPSHIRE VOC TECH COLL NASHUA	300	1200	900	2400	1600	3150	07/15
NEW HAMPSHIRE VOC TECH COLL PURTSMOUTH	300	1200	600	2100	1500	2450	09/01
NOTRE DAME COLLEGE MANCHESTER	1400	1050	350	2800	2250	3550	04/15
PLYMOUTH STATE COLLEGE	750	1000	500	2250	1800	3050	03/01

## NEW HAMPSHIRE

49

NAME OF INSTITUTION	RESIDENT TUITION AND FEES	RESIDENT ROOM AND BOARD	RESIDENT OTHER EXPENSES	RESIDENT TOTAL BUDGET	COMMUTER TOTAL BUDGET	12-MONTH SELF-SUPPORTING BUDGET	OPTIMUM PCS FILING DATE
RIVIER COLLEGE	1500	1000	550	3050	2800	4400	08/15
SAINTE ANSELMS COLLEGE	2140	1150	690	3980	3540	4910	04/01
UNIVERSITY OF NEW HAMPSHIRE	1060	1110	500	2670	2060	3850	
UNIVERSITY OF NEW HAMPSHIRE MERRIMACK VALLEY BR					1800		
WHITE PINES COLLEGE	1465	1265	574	3304	3634		
NEW JERSEY							
* ALPHONSUS COLLEGE	1300	1200		3500	3300	3600	
* ATLANTIC COMMUNITY COLLEGE					1550	2845	
BERGEN COMMUNITY COLLEGE					2160		07/01
* BLOOMFIELD COLLEGE	1900	1040	500	3440	2600	2400	
* BROOKDALE COMMUNITY COLLEGE					1900		
* BURLINGTON COUNTY COLLEGE					1825		
CALDWELL COLLEGE	1625	1100	700	3425	2975		
* CAMDEN COUNTY COLLEGE					1800		
CENTENARY COLLEGE FOR WOMEN HACKETTSTOWN	1850	2100	685	4635	3480		
* COLLEGE OF MED AND DENT OF NJ JERSEY CITY						4000	
COLLEGE OF MED AND DENT OF NJ NEWARK	1250	2000	750	5000		5000	09/01
COLLEGE OF SAINT ELIZABETH	2100	1300	650	4050	3700		05/01
COUNTY COLLEGE OF MORRIS					1759		05/31
OREN UNIVERSITY	2830	1265	500	4595	4380	4635	02/28
EAST ORANGE GENERAL HOSPITAL	1059		600	1659	1759	1659	
* EDWARD WILLIAMS COLLEGE					1912		
* ENGELWOOD CLIFFS COLLEGE					2900		
* FAIRLEIGH DICKINSON UNIV MADISON	2142	1210	548	3900	2862	6045	
* FAIRLEIGH DICKINSON UNIV RUTHERFORD	2100	1315	500	3915	2870	5065	
* FAIRLEIGH DICKINSON UNIV TEANECK	1950	1400	650	4000	3200	5500	
FELICIAN COLLEGE LODI	1725	1000	500	3225	3125	4000	03/15

NAME OF INSTITUTION	RESIDENT TUITION AND FEES	RESIDENT ROOM AND BOARD	RESIDENT OTHER EXPENSES	RESIDENT TOTAL BUDGET	COMPUTER TOTAL BUDGET	12-MONTH SELF-SUPPORTING BUDGET	OPTIMUM PCS FILING DATE
GEORGIAN COURT COLLEGE	1650	1250	600	3500	3450		02/01
GLASSBORO STATE COLLEGE	700	1150	750	2600	2200	3700	03/30
GLOUCESTER COUNTY COLLEGE					1500	3220	05/01
JERSEY CITY STATE COLLEGE	650	1300	700	2650	2300	3735	04/15
LUTHER COLLEGE OF THE BIBLE AND LIB ARTS	1272	1188	600	3060	2022		10/01
* MERCER COUNTY COMMUNITY COLLEGE					1500		
MIDDLESEX COUNTY COLLEGE					1800		05/01
MONMOUTH COLLEGE W LONG BRANCH	1850	1300	850	4000	3400	5000	03/01
MONTCLAIR STATE COLLEGE	679	1500	650	2829	1879		
NEWARK COLLEGE OF ENGINEERING	680	2000	850	3530	2630	3980	
NEWARK STATE COLLEGE	675	1350	605	2630	2150	3700	04/01
NORTHEASTERN BIBLE COLLEGE	1426	1088	250	2764	1776		
* OCEAN COUNTY COLLEGE					1620	3500	
* ORANGE MEMORIAL HOSPITAL CRANGE	561	150	330	1041	921	1041	
P B SCHOOL OF BEAUTY CULTURE					1332		
PASSAIC COUNTY COMMUNITY COLLEGE					2200		
PERTH AMBOY GENERAL HOSPITAL	800	300	550	1650	1450		04/15
PRINCETON UNIVERSITY	3300	1430	650	5380			01/01
KAMAPU COLLEGE OF NEW JERSEY	675	1175	550	2400	2240	3425	04/01
* READING AND STUDY INSTITUTE					1482		
* RICHARD STOCKTON STATE COLLEGE	450	1000	50	2500	1900		
KIDER COLLEGE	1900	1100	650	3650	3000	3880	05/01
RUTGERS STATE UNIVERSITY CAMDEN COLL A S					1875		03/15
RUTGERS STATE UNIVERSITY CCLL OF ENG N B	730	1290	700	2720	1830		02/01
RUTGERS STATE UNIVERSITY CCLL OF PHAR NB	730	1290	700	2720	1830		02/01
RUTGERS STATE UNIVERSITY CCKC COLL N B	730	1290	700	2720	1830		02/01
RUTGERS STATE UNIVERSITY COUGLASS COLL	725	1300	675	2700	2375	3500	02/01
* RUTGERS STATE UNIVERSITY LIVINGSTON COLL	536	1300	600	2436	1586		

NAME OF INSTITUTION	RESIDENT TUITION AND FEES	RESIDENT ROOM AND BOARD	RESIDENT OTHER EXPENSES	RESIDENT TOTAL BUDGET	COMPUTER TOTAL BUDGET	12-MONTH SELF-SUPPORTING BUDGET	OPTIMUM PCS FILING DATE
* RUTGERS STATE UNIVERSITY PED SCH N BRUN						4100	
RUTGERS STATE UNIVERSITY NEWARK	660	1000	900	2560	1860		
RUTGERS STATE UNIVERSITY RUTGERS CCLL NB	730	1300	700	2730	1830	3780	02/01
SAINT PETERS COLLEGE	1690	1550	600	3840	3340		02/01
SETON HALL UNIVERSITY SOUTH CRANGE	1850	1100	550	3500	3000	4800	04/15
* SOMERSET COUNTY COLLEGE					1250		
STEVENS INSTITUTE OF TECHNOLOGY	2540	1200	560	4300	3800		
* STUART SCHOOL OF BUSINESS ADMINISTRATION					1810		
* TETERBORO SCHOOL OF AERONAUTICS INC					5065		
* TOMBROCK COLLEGE					3350		
TRENTON STATE COLLEGE	650	1250	750	2650	1700	3900	04/01
UNION COLLEGE CRANFORD					1650		05/01
* UNION COUNTY TECHNICAL INSTITUTE					2050		
UPSALA COLLEGE	2200	1300	750	4250	3050		02/15
* WESTMINSTER CHOIR COLLEGE	2224	1030	346	3600	3370		
WILLIAM PATERSON COLLEGE OF NEW JERSEY	635	1265	700	2600	2100		01/01
NEW MEXICO							
* COLLEGE OF SANTA FE	1350	1125	750	3225	2400	3500	
* EASTERN NEW MEXICO UNIVERSITY PORTALES	470	940	590	2000	1850		
NEW MEXICO HIGHLANDS UNIVERSITY	339	831	420	1590	1129	2115	04/01
NEW MEXICO INSTITUTE OF MINING AND TECH	278	1035	610	1923	1788	2393	04/01
* NEW MEXICO MILITARY INSTITUTE	408	795	275	2478			
NEW MEXICO STATE UNIVERSITY UNIV PARK	470	1020	665	2155	1535	2855	03/01
SAINT JOHNS COLLEGE SANTE FE	2900	1200	325	4425	4625		03/01
* UNIVERSITY OF ALBUQUERQUE	1170	1100	430	2700	2000	3860	
UNIVERSITY OF NEW MEXICO	460	1140	900	2500	1900	3280	03/01
* WESTERN NEW MEXICO UNIVERSITY	330	865	450	1645	1180		

NAME OF INSTITUTION	RESIDENT TUITION AND FEES	RESIDENT ROOM AND BOARD	RESIDENT OTHER EXPENSES	RESIDENT TOTAL BUDGET	COMMUTER TOTAL BUDGET	12-MONTH SELF-SUPPORTING BUDGET	OPTIMUM PCS FILING DATE
ADELPHI UNIVERSITY	2684	1337	550	4571	4134		01/01
* ADIRONDACK COMMUNITY COLLEGE	553	900	647	2100	1110		
* ALBANY BUSINESS COLLEGE	1150	1175	550	2875	2580		
ALBANY COLLEGE OF PHARMACY	1430	1500	650	3580	3380	4100	08/01
* ALBANY MEDICAL CENTER						5200	
ALFRED UNIVERSITY	2800	1300	700	4800	2950		02/01
AUBURN COMMUNITY COLLEGE	550	1050	550	2150	1900		06/01
BANK STREET COLLEGE OF EDUCATION					8240		03/15
* BAR-ILAN UNIVERSITY ISRAEL	590	900	750	2240			
BARD COLLEGE	3443	1256	500	5199	4628	5949	
BARNARD COLLEGE	2750	1450	500	4700	3430	5400	01/15
BENNETT COLLEGE MILLBROOK	2950	1535	700	5185	4435	5566	02/01
BERNARD M BARUCH COLLEGE				1040			
BURDUGH OF MANHATTAN COMMUNITY COLLEGE				1040			
* BRIARCLIFF COLLEGE BRIARCLF MNR	2575	1375	300	4250	2925		
BROXN COMMUNITY COLLEGE				1040			
BROOKLYN COLLEGE BROOKLYN				1040			
BROOKLYN COLLEGE OF PHARMACY BROOKLYN	2050	1500		4550	3550		11/01
* BROOKLYN LAW SCHOOL BROCKLYN						4827	
* BROOME COMMUNITY COLLEGE	550	1350	450	2350	1900	2200	
CANISIUS COLLEGE	2130	1130	955	4215	3755		03/01
* CATHEDRAL COLL OF THE IMMACULATE CCNCEPT	1600	1000	450	3050			
CAZENOVIA COLLEGE	2700	1250	400	4350	3250		
CITY COLLEGE OF NEW YORK				1040			
CITY UNIVERSITY OF NEW YCRK				1040			
CITY UNIVERSITY OF NEW YCRK GRADUATE CIV				1040			
CLARKSON COLLEGE OF TECHNOLOGY	2660	1200	740	4600	3810		02/28
CLINTON COMMUNITY COLLEGE PLATTSBURGH	630	1300	700	2630	1330		06/15

NAME OF INSTITUTION	RESIDENT TUITION AND FEES	RESIDENT ROOM AND BOARD	RESIDENT OTHER EXPENSES	RESIDENT TOTAL BUDGET	COMPUTER TOTAL BUDGET	12-MONTH SELF-SUPPORTING BUDGET	OPTIMUM PCS FILING DATE
* COLGATE UNIVERSITY	2855	1300	550	4705			
* COLLEGE OF INSURANCE	925	875	300	2100	1737		
COLLEGE OF MOUNT SAINT VINCENT	2060	1400	500	3960	3560	4350	
COLLEGE OF NEW ROCHELLE	2200	1300	650	4150	3200	4800	
* COLLEGE OF SAINT ROSE	1725	900	550	3175	2975	4585	
COLLEGE OF WHITE PLAINS	1750	1250	700	3700	3400		03/01
COLUMBIA UNIVERSITY COLLEGE OF PHARMACY	2200	1500		5100	4200		03/01
COLUMBIA UNIVERSITY COLLEGE OF PHYSICS AND SURGERY	2750	2400	220	5370	4570	6570	
COLUMBIA UNIVERSITY COLUMBIA COLLEGE	3140	1660	650	5450	4400		01/01
COLUMBIA UNIVERSITY DEPARTMENT OF NURSING	2767	1400	750	4917	3667	5122	01/31
COLUMBIA UNIVERSITY NEW YORK	3140	1660	650	5450	4400		01/01
COLUMBIA UNIVERSITY OCCUPATIONAL AND PHYSICAL THERAPY						6131	
* COLUMBIA UNIVERSITY SCHOOL OF DENTAL SURGERY	2900	1500	200	5600	5750		
COLUMBIA UNIVERSITY SCHOOL OF ENGINEERING APPLIED SCIENCE	3076	1700	474	5250	4200		03/01
* COMMUNITY COLLEGE OF THE FINGER LAKES	285	1790	415	2490	1935		
CONCORDIA COLLEGE BRONXVILLE	1590	1005	925	3520	2605		
COOPER UNION	200	1750	700	2650	1650	3673	
* CORNELL UNIVERSITY	3000	1500	700	5200	5200		
CORNELL UNIVERSITY NEW YORK HOSPITAL SCHOOL OF NURSING	1950	1400	175	4525	3725	5025	03/15
CORNING COMMUNITY COLLEGE	580	1100	500	2180	1430		04/01
DOMINICAN COLLEGE OF BLAUVELT	1300	900	530	2730	2530	5560	05/31
DOWLING COLLEGE	2200	1000	400	3600	3100	4450	03/01
DUTCHESS COMMUNITY COLLEGE	660	1300	50	3010	2610	3510	06/01
DYDUNVILLE COLLEGE	1890	1200	800	3890	3290	4190	03/15
* EASTMAN SCHOOL OF MUSIC	2962	1300	500	4762	4462		
EISENHOWER COLLEGE	2350	1300	700	4350	4250	4550	
* ELIZABETH SETON COLLEGE	1500	1350	450	3300	2850		
ELMIRA COLLEGE	3045	1175	750	4970	4595		12/15

NAME OF INSTITUTION	RESIDENT TUITION AND FEES	RESIDENT ROOM AND BOARD	RESIDENT OTHER EXPENSES	RESIDENT TOTAL BUDGET	COMMUTER TOT. L BUDGET	12-MONTH SELF-SUPPORTING BUDGET	OPTIMUM PCS FILING DATE
* ERIE COMMUNITY COLLEGE CITY CAMPUS					1800		
ERIE COMMUNITY COLLEGE NCRTH CAMPUS	565	950	725	2240	2165		04/01
EUGENIO MARO DE HOSTOS COMMUNITY COLL				1040			
* FASHION INSTITUTE OF TECHNOLOGY	442	1525	700	2667	1372		
* FINCH COLLEGE	2850	1800	600	5250	3570	6800	
FIURELLO H LAGUARDIA COMMUNITY COLLEGE				1040			
* FLUSHING HOSPITAL	340	250	710	1300	1300		
FURDHAM UNIVERSITY	2200	1400	700	4300	3400	5000	01/15
* FRIENDS WORLD COLLEGE	2000	900	600	3500			
FULTON MONTGOMERY COMMUNITY COLLEGE	536	1200	500	2236	1036	2900	08/15
* GENESSEE COMMUNITY COLLEGE EATAVIA	600	1200	600	2400	2200	2900	
HAMILTON COLLEGE	2800	1300	500	4600			03/01
HARRIMAN COLLEGE	1780	1460	600	3840	3430		04/15
HARTWICK COLLEGE	2750	1300	650	4700	4250		02/01
HERBERT H LEHMAN COLLEGE				1040			
* HERKIMER COUNTY COMMUNITY COLLEGE	510	1050	640	2200	2100		
HILBERT COLLEGE	1260	1120	650	3030	2810		
HOBART COLLEGE	2800	1250	625	4675			02/01
HOFSTRA UNIVERSITY	2320	1550	980	4850	3670		04/30
HUGHTON COLLEGE HOUGHTON	2052	1135	350	3537	2802		
* HUDSON VALLEY COMMUNITY COLLEGE	625	1400	500	2525	1825	2400	
HUNTER COLLEGE				1040			
* INTERBORO INSTITUTE				3355	5443	3750	
* IONA COLLEGE	1730	900	725		2930		
ISLAND DRAFTING SCHOOL					4200		
I THACA COLLEGE	3110	1300	690	5100	4600		
JAMESTOWN BUSINESS COLLEGE	1370	800	650	2820	2970	1680	06/30
JAMESTOWN COMMUNITY COLLEGE	480	1200	700	2380	1780	3930	04/01

NAME OF INSTITUTION	RESIDENT TUITION AND FEES	RESIDENT ROOM AND BOARD	RESIDENT OTHER EXPENSES	RESIDENT TOTAL BUDGET	COMPUTER TOTAL BUDGET	12-MONTH SELF-SUPPORTING BUDGET	OPTIMUM PCS FILING DATE
JEFFERSON COMMUNITY COLLEGE WATERTOWN	580	1200	70	2850	2780	3800	
JEWISH THEOLOGICAL SEMINARY OF AMERICA	2050	1210	800	4060	3100		04/30
JOHN JAY COLLEGE OF CRIMINAL JUSTICE				1040			
* JUILLIARD SCHOOL	1815	1600	300	3915	4065		
JUNIOR COLLEGE OF ALBANY	1400	1300	700	3400	2900		02/10
* KEUKA COLLEGE	2550	1000	500	4050	3550	4350	
KINGS COLLEGE BRIARCLF MNR	1800	935	500	3235	3600	3600	02/01
KINGS PARK STATE HOSPITAL				250		250	06/01
KINGSBOROUGH COMMUNITY COLLEGE				1040			
* KIRKLAND COLLEGE	2900	1300	400	4600			
LABRATORY INSTITUTE OF MERCHANDISING	2170	1400	550	4120	3730	4720	
LADYCLIFF COLLEGE	1790	1300	700	3790	2790		12/01
LEMOYNE COLLEGE	2180	1100	650	3930	3530	4200	02/01
LONG ISLAND UNIVERSITY BRCKLYN	1900	1300	800	4000	3400	3650	06/01
LONG ISLAND UNIVERSITY C W PCST CENTER	2400	1610	500	4510	4000		12/01
* LONG ISLAND UNIVERSITY SOUTHAMPTON CTR	2352	1426	900	4678	4502		
MANHATTAN COLLEGE	2000	1250	450	3700	3000	4150	03/15
* MANHATTANVILLE COLLEGE	2400	1350	500	4250	2550		
* MANNES COLLEGE OF MUSIC	2260	2100	800	5160	4200		
MARIA REGINA COLLEGE	1325	1000	675	3000	2220		03/01
MARIST COLLEGE	1900	1200	690	3790	3000	4270	01/15
MARYMOUNT COLLEGE TARRYTOWN	2525	1475	800	4800	3925		02/01
MARYMOUNT MANHATTAN COLLEGE	2000	1800	655	4455	3860	5736	01/15
* MEDAILLE COLLEGE				1040	1340		
MEDGAR EVERS COLLEGE				1040			
MERCY COLLEGE	1700	1200	550	3450	3250		02/01
MESIVTA OF EASTERN PKWY RABBINICAL SEM	1250	1250	700	3200	2750	3650	
MISERICORDIA HOSPITAL	875	840	120	1835	1655	1715	



NAME OF INSTITUTION	RESIDENT TUITION AND FEES	RESIDENT ROOM AND BOARD	RESIDENT OTHER EXPENSES	RESIDENT TOTAL BUDGET	COMMUTER TOTAL BUDGET	12-MONTH SELF-SUPPORTING BUDGET	OPTIMUM PCS FILING DATE
MOHAWK VALLEY COMMUNITY COLLEGE	650	1150	650	2450	1530	2830	04/01
MOLLOY COLLEGE					3300		02/15
* MONROE BUSINESS INSTITUTE					3109		
MONROE COMMUNITY COLLEGE	615	1500	825	2940	1940	3540	05/01
MOUNT SAINT MARY COLLEGE NEWBURGH	1850	1300	670	3820	3450	4890	02/01
* NASSAU COMMUNITY COLLEGE					1420		
NAZARETH COLLEGE OF ROCHESTER	1835	1175	550	3560	2960		03/15
* NEW ROCHELLE HOSPITAL	1000	500	250	1750	1300		
NEW YORK CITY COMMUNITY COLLEGE BROCKLYN				1040			
NEW YORK CITY COMMUNITY COLLEGE VOORHEES				1040			
* NEW YORK COLLEGE OF PODIATRIC MEDICINE					8900		
NEW YORK INSTITUTE OF TECHNOLOGY	2100	1800	450	4350	2900	5000	05/15
* NEW YORK THEOLOGICAL SEMINARY	1000	2000	200	3200	3500		
NEW YORK UNIVERSITY	2700	1750	550	5000	3750		12/06
* NEW YORK UNIVERSITY GRAD SCHOOL BUS ADM						6140	
NIAGARA COUNTY COMMUNITY COLLEGE	650	1000	900	2550	2200	3600	03/01
NIAGARA UNIVERSITY	2150	1100	750	4000	3600	4400	01/15
NUTRE DAME COLLEGE SAINT JCHNS UNIV					4120		04/15
NYACK COLLEGE	1540	930	800	3270	3270	4240	
OLEAN BUSINESS INSTITUTE	1050	1050	810	2910	2890	2910	05/31
ONONDAGA COMMUNITY COLLEGE	500	1400	850	2750	2050		12/15
ORANGE COUNTY COMMUNITY COLLEGE	700	1300	700	2700	2550	3510	08/01
PACE COLLEGE NEW YORK CITY DIVISION	2035	1500	450	3985	3595	5355	03/15
PACE COLLEGE WESTCHESTER DIVISION	2035	1500	650	4185	3935		03/15
PARSONS SCHOJL OF DESIGN	2230	1600	320	4150	3000	4000	
PULYTECHNIC INSTITUTE OF BROCKLYN	2450	1500	750	4700	4050	6150	01/15
PRATT INSTITUTE	2400	1650	950	5000	4300	5500	
QUEENS COLLEGE NEW YORK				1040			

NAME OF INSTITUTION	RESIDENT TUITION AND FEES	RESIDENT ROOM AND BOARD	RESIDENT OTHER EXPENSES	RESIDENT TOTAL BUDGET	COMMUTER TOTAL BUDGET	12-MONTH SELF-SUPPORTING BUDGET	OPTIMUM PCS FILING DATE
QUEENS HOSPITAL CENTER	125		640	765	1170		
QUEENSBOROUGH COMMUNITY COLLEGE				1040			
RABBINICAL SEMINARY OF AMERICA	1500	1500	750	3750	2975	3750	05/30
RENSSELAER POLYTECHNIC INSTITUTE	2960	1360	630	4950	3950		01/25
RICHMOND COLLEGE STATEN ISLAND				1040			
* ROBERTS WESLEYAN COLLEGE	1650	1000	475	3125	2715		
ROCHESTER INSTITUTE OF TECHNOLOGY	2530	1360	710	4400	3040	5640	01/01
* ROCKLAND-COMMUNITY COLLEGE					2050		
ROSARY HILL COLLEGE	1920	1250	750	3920	3820		03/01
RUSSELL SAGE COLLEGE	2100	1300	700	4100	3600		02/10
* SAINT BERNARDS SEMINARY	1800	1180	640	3620			
SAINT BONAVENTURE UNIVERSITY	2085	1200	600	3885	3835	2310	
SAINT FRANCIS COLLEGE BROCKLYN					3800		02/15
SAINT JOHN FISHER COLLEGE	2240	1200	535	3975	3775	5500	12/01
SAINT JOHNS UNIVERSITY JAMAICA					4120		04/15
SAINT JOSEPHS COLLEGE BROCKLYN					3300		01/01
* SAINT JOSEPHS HOSPITAL HEALTH CENTER	1430		500	1930	1830		
* SAINT LAWRENCE UNIVERSITY	2725	1275	700	4700	4625		
SAINT THOMAS AQUINAS COLLEGE	1550	1300	700	3550	3250		
SARAH LAWRENCE COLLEGE	3540	1600	900	6040	4590	6600	06/30
SCHENECTADY COMMUNITY COLLEGE	490	1200	800	2490	1440	6000	03/31
* SCHOOL OF VISUAL ARTS	1350	1800	300	3450	1850	4300	
SIENA COLLEGE	1820	1200	580	3600	2900	3600	03/01
SKIDMORE COLLEGE	3280	1510	600	5390	4580		02/01
STATEN ISLAND COMMUNITY COLLEGE				1040			
* SUFFOLK COUNTY COMMUNITY COLLEGE	520		550	1070	2420		
SULLIVAN COUNTY COMMUNITY COLLEGE	700	1600	600	2900	2200		05/01
SUNY AGRI AND TECH COLLEGE AT ALFRED	800	1200	600	2600	1800	3000	06/01

NAME OF INSTITUTION	RESIDENT TUITION AND FEES	RESIDENT ROOM AND BOARD	RESIDENT OTHER EXPENSES	RESIDENT TOTAL BUDGET	COMMUTER TOTAL BUDGET	12-MONTH SELF-SUPPORTING BUDGET	OPTIMUM PCS FILING DATE
* SUNY AGRI AND TECH COLLEGE AT CANTON	735	1165	400	2300	1650		
SUNY AGRI AND TECH COLLEGE AT COBLESKILL	780	1260	750	2790	2680		05/01
SUNY AGRI AND TECH COLLEGE AT DELHI	885	1430	740	3055	2505	3500	
* SUNY AGRI AND TECH COLLEGE AT FARMINGDALE	750	1250	650	2650	1750	4100	
SUNY AGRI AND TECH COLLEGE AT MORRISTOWN	750	1300	450	2500	2125		05/15
* SUNY ALBANY	690	1250	760	2700	1650		
SUNY BINGHAMTON	900	1350	650	2900	2000		05/01
SUNY BUFFALO	798	1275	977	3050	2200		02/01
SUNY COLLEGE AT BROCKPORT	740	1330	630	2700	1700	3560	04/01
SUNY COLLEGE AT BUFFALO	770	1270	910	2950	2380		02/01
SUNY COLLEGE AT CORTLAND	745	1316	739	2800	2100		02/15
SUNY COLLEGE AT FREDONIA	772	1270	758	2800	2230	3710	03/01
SUNY COLLEGE AT GENESEE	770	1230	700	2700	2550	4400	02/01
SUNY COLLEGE AT NEW PALTZ	820	1290	690	2800	2500		03/01
SUNY COLLEGE AT OLD WESTBURY	850	1400		3250	2550		08/01
SUNY COLLEGE AT ONEONTA	800	1300	700	2800	2300	4000	03/01
SUNY COLLEGE AT OSWEGO	700	1300	605	2605	1325		03/01
SUNY COLLEGE AT PLATTSBURGH	915	1270	800	2885	1865		03/15
* SUNY COLLEGE AT PUTNAM	750	1300	550	2600	2500		
SUNY COLLEGE AT PURCHASE	800	1450	780	3030	1980	3333	03/15
* SUNY COLLEGE OF ENVIRONMENTAL SC AND FOR	700	1450	650	2800	2600	3000	
* SUNY COLLEGE OF OPTOMETRY	1225	1300	650	3175	3375	4450	
SUNY MARITIME COLLEGE	750	1400	610	3760		3280	06/30
SUNY STONY BROOK	797	1500	650	2947	2170		03/01
SUNY UPSTATE MEDICAL CENTER	715	1450	975	3140	3290		09/31
SYRACUSE UNIVERSITY	2875	1490	585	4950	3900	5400	01/15
TUMPKINS CORTLAND COMMUNITY COLLEGE	560	1200	450	2210	2210		
TOWN COLLEGE	2050	1400	600	4050	3025		04/01

NAME OF INSTITUTION	RESIDENT TUITION AND FEES	RESIDENT ROOM AND BOARD	RESIDENT OTHER EXPENSES	RESIDENT TOTAL BUDGET	COMPUTER TOTAL BUDGET	12-MONTH SELF-SUPPORTING BUDGET	OPTIMUM PCS FILING DATE
TROCAIRE COLLEGE	1260	1500		3760	3210	3760	04/01
* ULSTER COUNTY COMMUNITY COLLEGE					2060		
UNION COLLEGE UNIVERSITY	3060	1225	565	4850	4050		02/01
UNIVERSITY OF ROCHESTER	3125	1450	625	5200	3900	6225	01/15
UTICA COLLEGE OF SYRACUSE UNIVERSITY	2280	1205	550	4035	3330	4250	
VASSAR COLLEGE	3020	1300	550	4870			02/15
VILLA MARIA COLLEGE BUFFALO	1240	1150	775	3165	2615		08/01
WADHAMS HALL SEMINARY COLLEGE	1200	800	600	2600			04/01
WAGNER COLLEGE	2290	1250	750	4290	3790	6140	03/01
WEBB INSTITUTE OF NAVAL ARCHITECTURE		1400		2200		2200	
WELLS COLLEGE	2720	1230	450	4400			02/01
WESTCHESTER COMMUNITY COLLEGE	577		148	1725	2825	2825	07/30
WILLIAM SMITH COLLEGE	2800	1250	625	4675			02/01
YESHIVA UNIVERSITY	2100	1470	750	4320	3200		04/15
* YESHIVA UNIVERSITY ALBERT EINSTEIN MED C						5200	
YORK COLLEGE FLUSHING				1040			
NORTH CAROLINA							
APPALACHIAN STATE UNIVERSITY	495	795	525	1815	1525	2940	03/15
ATLANTIC CHRISTIAN COLLEGE	1070	810	420	2300	1900	2800	
BARBER SCOTIA COLLEGE	971	854	650	2475	2284	3121	04/01
BEAUFORT COUNTY TECHNICAL INSTITUTE					1100		
BELMONT ABBEY COLLEGE	1360	835	605	2800	2428		05/01
BENNETT COLLEGE GREENSBORO	1285	815	550	2650	1735	2650	03/15
BREVARD COLLEGE	1150	785	350	2285	1625	4580	
CAMPBELL COLLEGE	1390	910	550	2850	2810	3990	03/01
* CAPE FEAR TECHNICAL INSTITUTE	233	1412	300	1945	733		
CATAMBA COLLEGE	1642	900	658	3200	3142	2575	02/15

NAME OF INSTITUTION	RESIDENT TUITION AND FEES	RESIDENT ROOM AND BOARD	RESIDENT OTHER EXPENSES	RESIDENT TOTAL BUDGET	COMPUTER TOTAL BUDGET	12-MONTH SELF-SUPPORTING BUDGET	OPTIMUM PCS FILING DATE
* CATAWBA VALLEY TECHNICAL INSTITUTE	143	800	500	1443	1343		
CECILS BUSINESS COLLEGE	1200	1350	850	3400	3400	3750	
* CENTRAL CAROLINA TECHNICAL INSTITUTE	120	1000	700	1820	1420		
CENTRAL PIEDMONT COMMUNITY COLLEGE	99	625	950	1674	1879	3032	
CHOWAN COLLEGE	1115	780	605	2500	1745	3695	
* COLLEGE OF THE ALBEMARLE	153	1050	300	1503	908		
* CRAVEN TECHNICAL INSTITUTE					1486		
DAVIDSON COLLEGE	2315	950	685	3950			02/15
* DAVIDSON COUNTY COMMUNITY COLLEGE					1905	2775	
DUKE UNIVERSITY	2700	1350	750	4800	4200		05/01
DURHAM COLLEGE	1138	697	75	1910	1363	1080	
* DURHAM TECHNICAL INSTITUTE	108	1400	300	1808			
EAST CAROLINA UNIVERSITY	455	1005	600	2060	1610	2815	
* ELIZABETH CITY STATE UNIVERSITY	594	814	175	1583	825		
ELON COLLEGE	1350	900	750	3000	4200	3633	04/01
* FORSYTH TECHNICAL INSTITUTE	140	1500	500	2140	1465		
GARDNER WEBB COLLEGE	1470	780	200	2450	1870	2150	05/01
* GASTON COLLEGE					1200		
GREENSBORO COLLEGE	1725	890	450	3065	3140		05/01
* GUILFORD COLLEGE	1916	896		2812			
* GUILFORD TECHNICAL INSTITUTE	152	1200	360	1712	1992	3052	
* HAYWOOD TECHNICAL INSTITUTE					545		
HIGH POINT COLLEGE	1375	800	650	2825	2525		
HOLDING TECHNICAL INSTITUTE	105	850	555	1510	1160		
* JOHN WESLEY COLLEGE GREENSBORO	575	675	100	1350	2475		
JOHNSON C SMITH UNIVERSITY	1138	870	500	2508	2868		09/01
* KINGS COLLEGE CHARLOTTE	1080	1275	120	2475	1320		
NITTRELL COLLEGE	1206	696	630	2532	2348		04/30

NAME OF INSTITUTION	RESIDENT TUITION AND FEES	RESIDENT ROOM AND BOARD	RESIDENT OTHER EXPENSES	RESIDENT TOTAL BUDGET	COMMUTER TOTAL BUDGET	12-MONTH SELF-SUPPORTING BUDGET	OPTIMUM PCS FILING DATE
* LEES MCRAE COLLEGE	1100	775	300	2175	2085		
* LENOIR COMMUNITY COLLEGE	150	960	700	1810	850	2670	
* LENOIR RHYNE COLLEGE	1400	720	380	2500	1900	3200	
LIVINGSTONE COLLEGE	1060	720	530	2310	1640		06/30
* LOUISBURG COLLEGE	1220	725	255	2200	1900		
MAR'S HILL COLLEGE	1505	695	600	2800	2280	4070	05/01
MEREDITH COLLEGE	1700	1000	550	3250	2800		02/15
* MITCHELL COLLEGE STATESVILLE	800	853	300	1953	1300		
MONTREAT ANDERSON COLLEGE	1260	940	600	2700	2700		04/01
MOUNT OLIVE COLLEGE	1290	800	675	2765	2115	3140	09/01
* NORTH CAROLINA AGRIC AND TECH STATE UNIV	525	745	430	1700	1650		
* NORTH CAROLINA CENTRAL UNIVERSITY	425	785	550	1760	1810		
NORTH CAROLINA SCHOOL OF THE ARTS	595	1125	575	2295	2295	2960	
NORTH CAROLINA STATE UNIVERSITY	425	940	585	1950	1600	2620	02/01
* NORTH CAROLINA WESLEYAN COLLEGE	1500	925	450	2875	2075		
* PEACE COLLEGE OF RALEIGH	1030	1340	400	2770	1630		
PEMBROKE STATE UNIVERSITY	400	820	500	1720	1100		02/15
PFEIFFER COLLEGE	1620	755	700	3075	2900	3475	02/01
PIEDMONT AEROSPACE INSTITUTE	1520	1450	750	3720	2270	3720	
* PIEDMONT BIBLE COLLEGE INC	710	765	150	1625	1435		
QUEENS COLLEGE CHARLOTTE	1970	1400	700	4070	3170		02/01
* RICHMOND TECHNICAL INSTITUTE					736		
* ROCKINGHAM COMMUNITY COLLEGE					1491	2000	
SACRED HEART COLLEGE BELMONT	1380	1150	800	3330	3080		02/15
SAINTE ANDREWS PRESBYTERIAN COLLEGE	2100	995	675	3770	3520		03/31
* SAINT AUGUSTINES COLLEGE	1400	850	700	2950	1600		
SAINTE MARYS COLLEGE	1225	1575	827	3627	2423		02/01
* SALEM COLLEGE WINSTON SALEM	3000	49	150	3199	1599		

NAME OF INSTITUTION	RESIDENT TUITION AND FEES	RESIDENT ROOM AND BOARD	RESIDENT OTHER EXPENSES	RESIDENT TOTAL BUDGET	COMMUTER TOTAL BUDGET	12-MONTH SELF-SUPPORTING BUDGET	OPTIMUM PCS FILING DATE
* SHAW UNIVERSITY	1680	870	500	3050	2410		
* SOUTHEASTERN COMMUNITY COLLEGE					1100		
* SOUTHWESTERN TECHNICAL INSTITUTE	140	700	400	1240	1740		
* SURRY COMMUNITY COLLEGE	250	750		1000	1000		
* TECHNICAL INSTITUTE OF ALABAMA	136	1200	500	1836	1311		
UNIVERSITY OF NORTH CAROLINA ASHEVILLE	450	980	476	1906	1591	2310	03/10
UNIVERSITY OF NORTH CAROLINA CHAPEL HILL	439	1061	600	2100	1300		
UNIVERSITY OF NORTH CAROLINA CHARLOTTE	399	940	561	1900	1900	3398	
UNIVERSITY OF NORTH CAROLINA GREENSBORO	490	850	610	1950	1350	2950	
UNIVERSITY OF NORTH CAROLINA WILMINGTON	396	930	400	1726	2632		02/15
WAKE FOREST UNIV	2000	950	550	3500	2900	4275	
WAKE FOREST UNIV BOWMAN GRAY SCH OF MED	2200	1840	578	5018			
WARREN WILSON COLLEGE	1725	860	600	3185	3250		
* WAYNE COMMUNITY COLLEGE	141	1010	846	1997	1256	2025	
WESTERN CAROLINA UNIVERSITY	515	775	435	1725	1490	3453	03/01
* WESTERN PIEDMONT COMMUNITY COLLEGE					1938		
* WILKES COMMUNITY COLLEGE	154	810	300	1264	1354		
WILSON COUNTY TECHNICAL INSTITUTE	118	1100	500	1718	928	638	
WINGATE COLLEGE	925	800	575	2300	2330	2680	04/01
NORTH DAKOTA							
BISMARCK JUNIOR COLLEGE	490	815	695	2000	1400		
DICKINSON STATE COLLEGE	400	700	650	1750	1350		
* JAMES TOWN COLLEGE	1650	1000	550	3200	2700		
LAKE REGION JUNIOR COLLEGE	450	680	370	1500	1450		04/15
MARY COLLEGE	1200	900	550	2650	1950		
MAYVILLE STATE COLLEGE	399	687	570	1656	1656		05/15
MINOT STATE COLLEGE	440	770	540	1750	1750		

NAME OF INSTITUTION	RESIDENT TUITION AND FEES	RESIDENT ROOM AND BOARD	RESIDENT OTHER EXPENSES	RESIDENT TOTAL BUDGET	COMMUTER TOTAL BUDGET	12-MONTH SELF-SUPPORTING BUDGET	OPTIMUM PCS FILING DATE
* NORTH DAKOTA STATE SCHOOL OF SCIENCE	355	685	460	1500	1145		
NORTH DAKOTA STATE UNIVERSITY BOTTINEAU	387	678	525	1590	662	1764	05/15
NORTH DAKOTA STATE UNIVERSITY FARGO	435	865	650	1950	1650		04/01
SAINT LUKES HOSPITAL FARGO	917	900	458	2275		2075	05/11
UNIVERSITY OF NORTH DAKOTA GRAND FORKS	456	800	654	1950	1950		02/15
UNIVERSITY OF NORTH DAKOTA WILLISTON	470	900	680	2050	1510		06/15
VALLEY CITY STATE COLLEGE	420	680	650	1750	1650	2060	04/01
OHIO							
ADULT HEALTH CAREERS CTR SCH PRACT NURSG					2064		
* ANTIUCH CO: EGE YELLOW SPRINGS	3277	788	500	4565	4565	5900	
ASHLAND COLLEGE	2510	1140	650	4300	4000	5180	04/15
ATHENAEUM OF OHIO	850	550	250	2650		1000	01/01
BALDWIN WALLACE COLLEGE	2569	1140	391	4100	3465	6385	04/01
BELMONT TECHNICAL COLLEGE	740	870	750	2360	2060		
BUFFTON COLLEGE	2050	950	550	3550	2750	3900	
* BORROMEO SEMINARY OF OHIO	1010	900	590	2500			
* BOWLING GREEN STATE UNIV BOWLING GREEN	750	1035	515	2300	1300		
CAPITAL UNIVERSITY	2300	1100	500	3900	2900	4050	03/15
CASE WESTERN RESERVE UNIV	2710	1400	420	4530	3530		03/01
CEDARVILLE COLLEGE	1600	1020	550	3170	3000	4160	
* CENTRAL STATE UNIVERSITY MILBERFORCE	573	1178	585	2336	2244	3716	
CINCINNATI TECHNICAL COLLEGE					1800	1500	
* CIRCLEVILLE BIBLE COLLEGE	750	620	330	1700	2200		
* CLARK TECHNICAL COLLEGE	510				1685		
CLEVELAND INSTITUTE OF ART	1700	1350	730	3780	2680		05/01
CLEVELAND INSTITUTE OF MUSIC	2530	1330	720	4580	4200	5210	
* CLEVELAND MARSHALL COLLEGE OF LAW	1000	2000	500	4500	6000	4500	



NAME OF INSTITUTION	RESIDENT TUITION AND FEES	RESIDENT ROOM AND BOARD	RESIDENT OTHER EXPENSES	RESIDENT TOTAL BUDGET	COMMUTER TOTAL BUDGET	12-MONTH SELF-SUPPORTING BUDGET	OPTIMUM PCS FILING DATE
CLEVELAND STATE UNIVERSITY	690	1285	550	2525	1840	3790	04/15
COLLEGE OF MOUNT ST JOSEPH - CA THE CHIO	1620	1140	560	3320	2720	4150	02/01
COLLEGE OF STEUBENVILLE	1600	1100	650	3350	3250	3350	
COLLEGE OF WOOSTER	3621		479	4100	3225		02/15
* COLUMBUS COLLEGE OF ART AND DESIGN	1500	1000	500	3000	3160		
COLUMBUS TECHNICAL INSTITUTE	595	1300	610	2505	2000	2130	
COOPER SCHOOL OF ART	1200	1450	850	3500	2750	5000	
CUYAHOGA COMMUNITY COLLEGE EASTERN					1700		06/15
CUYAHOGA COMMUNITY COLLEGE METROPOLITAN					1700		06/15
CUYAHOGA COMMUNITY COLLEGE WESTERN					1700		06/15
DAVIS JUNIOR COLLEGE OF BUSINESS	1600	1000	525	3125	3300	3500	
DEFIANCE COLLEGE	2250	900	600	3760	3350		02/01
DENISON UNIVERSITY	2770	1220	550	4540	3320		03/01
DYKE COLLEGE	1130	1050	670	2850	2000	5800	
EDGECLIFF COLLEGE	1500	1200	800	3500	2700	3925	04/01
ELYRIA MEMORIAL HOSPITAL	1200	300	50	1550	1250		06/01
FINDLAY COLLEGE	2100	990	910	4000	3900	4730	
* FRANKLIN UNIVERSITY					1100		
* GERBER BEAUTY SCHOOL					2768		
* GOOD SAMARITAN HOSPITAL - CINCINNATI	538	700	150	1388	688		
GRANT HOSPITAL	1310	1000		3310	2910	3310	03/01
HEI BERG COLLEGE	2400	1000	500	3900	3000		04/15
* HIRAM COLLEGE	2670	880	250	3800	3370	4260	
HOCKING TECHNICAL COLLEGE	545	850	600	1995	1570	2970	05/15
* JEFFERSON COUNTY TECHNICAL INSTITUTE					1800		
JOHN CARROLL UNIVERSITY	1650	1050	800	3500	2400		03/01
KENT STATE UNIVERSITY KENT	804	1146	450	2400	1854		02/01
KENT STATE UNIVERSITY TRUMBULL					1800	2200	02/15

NAME OF INSTITUTION	RESIDENT TUITION AND FEES	RESIDENT ROOM AND BOARD	RESIDENT OTHER EXPENSES	RESIDENT TOTAL BUDGET	COMMUTER TOTAL BUDGET	12-MONTH SELF-SUPPORTING BUDGET	OPTIMUM PCS FILING DATE
* KENYON COLLEGE	2905	1145	700	4750			
* KETTERING COLLEGE OF MEDICAL ARTS	1330	730	150	2210	1480		
LAKE ERIE COLLEGE	3400		600	4000	2500		
LIMA TECHNICAL COLLEGE					1900		02/15
* MALONE COLLEGE	1548	924	578	3050	2500		
MARLETTA COLLEGE	2400	1150	450	4000	2900	4500	03/01
MARY MANSE COLLEGE	1350	1000	800	3150	2900	4500	07/31
* MEDICAL COLLEGE OHIO TOLECC						4500	
MIAMI JACOBS JUNIOR COLLEGE OF BUSINESS	1190	1350	700	3240	3040		
* MIAMI UNIVERSITY HAMILTON					1900		
* MIAMI UNIVERSITY MIDDLETOWN					1900		
MIAMI UNIVERSITY OXFORD	780	1260	590	2630	2240	3500	03/15
MICHAEL OWENS TECHNICAL COLLEGE	510	900	700	2110	2180		06/15
MOUNT CARMEL HOSPITAL	1500	800	550	2850	2100		
* MOUNT UNICN COLLEGE	2160	990	400	3550	3210	5200	
MOUNT VERNON NAZARENE COLLEGE	1360	870	570	2800	2800		
MUSKINGUM AREA TECHNICAL INSTITUTE	680	850	640	2170	1770		07/30
MUSKINGUM COLLEGE	2510	1110	500	4120	3390		
NORTH CENTRAL TECHNICAL COLLEGE					2400	3780	08/10
NORTHWEST TECHNICAL COLLEGE	570	1000	910	2480	1980		08/15
NOTRE DAME COLLEGE CLEVELAND	1345	1190	400	2935	1745		03/31
OSHER COLLEGE	2825	1280	450	4555	4755	5155	02/01
OHIO COLLEGE OF PODIATRIC MEDICINE					5300	5100	03/01
OHIO DOMINICAN COLLEGE	1700	1200	800	3700	3050	4600	02/15
* OHIO INSTITUTE OF TECHNOLOGY	1368	1000	525	2893	2893		
OHIO NORTHERN UNIVERSITY	1971	975	554	3500	2500		
OHIO STATE UNIVERSITY	795	1375	530	2700	2100	3600	02/15
OHIO UNIVERSITY	760	1330	510	2600	1450	3460	06/30

NAME OF INSTITUTION	RESIDENT TUITION AND FEES	RESIDENT ROOM AND BOARD	RESIDENT OTHER EXPENSES	RESIDENT TOTAL BUDGET	COMPUTER TOTAL BUDGET	12-MONTH SELF-SUPPORTING BUDGET	OPTIMUM PCS FILING DATE
OHIO WESLEYAN UNIVERSITY	2650	1150	550	4350	3780		
OTTERBEIN COLLEGE	2540	810	550	3900	3600	5250	05/01
PATRICIA STEVENS CAREER COLLEGE	1800	960	375	3135	2725		09/01
PONTIFICAL COLLEGE JOSEPHINUM	1250	1200	350	2800			07/15
RIO GRANDE COLLEGE	1760	1125	515	3400	2950		03/15
SAINT ALEXIS HOSPITAL	1890	750	400	3040	2290		
* SAINT ELIZABETH HOSPITAL DAYTON	1000	1000	680	2680	2530		
* SALMON P CHASE SCHOOL OF LAW	1120	2000	175	3295	3895		
SCHOOL OF THE DAYTON ART INSTITUTE	1400	1100	550	3050		4105	05/01
SCIOTO COUNTY TECHNICAL INSTITUTE	525	900	355	1780	1475		09/20
SINCLAIR COMMUNITY COLLEGE	500	1200	950	2650	1800	3173	
SOUTHERN OHIO COLLEGE	2000	1500	300	3800	2550		09/15
TIFFIN UNIVERSITY	1340	800	200	2340	2340	2640	08/01
UNIVERSITY OF AKRON	700	1250	700	2650	1900	4420	03/15
UNIVERSITY OF CINCINNATI		1300		1915	1335	2670	02/01
UNIVERSITY OF CINCINNATI COLLEGE OF MEDICINE	1200	1200	250	3650	3800	4440	
UNIVERSITY OF DAYTON	1780	974	450	3204	2980	3524	04/30
UNIVERSITY OF TOLEDO	780	1290	600	2670	2130	4000	02/01
URBANA COLLEGE	1733	1190	650	3573	3573	4640	05/15
* URSULINE COLLEGE	1450	1100	700	3250	2950	4750	
WALSH COLLEGE CANTON	1500	1000	700	3200	2200	3800	03/01
WASHINGTON TECHNICAL COLLEGE	75	1000	750	2225	2125		
WESTERN COLLEGE	2720	1264	400	4384	3020		03/01
WHITING COLLEGE					3195		12/01
WILBERFORCE UNIVERSITY	1550	1020	480	3050	2700	4800	05/01
WILMINGTON COLLEGE WILMINGTON	2319	1080	551	3950	3670	4850	
WITTENBERG UNIVERSITY	2580	1170	550	4300	3800	5200	03/15
WRIGHT STATE UNIVERSITY	795	1380	725	2900	2600	3700	

NAME OF INSTITUTION	RESIDENT TUITION AND FEES	RESIDENT ROOM AND BOARD	RESIDENT OTHER EXPENSES	RESIDENT TOTAL BUDGET	COMPUTER TOTAL BUDGET	12-MONTH SELF-SUPPORTING BUDGET	OPTIMUM PCS FILING DATE
XAVIER UNIVERSITY CINCINNATI	1660	1210	660	3530	3220	4333	01/15
YOUNGSTOWN STATE UNIVERSITY	660	975	565	2200	1800	2650	04/01
OKLAHOMA							
* BACONE COLLEGE	660	800	450	1910	1660		
BETHANY NAZARENE COLLEGE	1020	860	520	2400	1340		
CARL ALBERT JUNIOR COLLEGE	310	1100	460	1870	1520	2600	
CENTRAL STATE UNIVERSITY EDMOND	350	750	500	1600	950		06/01
* EASTERN OKLAHOMA STATE COLLEGE	250	640	460	1350	710		
LANGSTON UNIVERSITY	400	700	650	1750	1650		12/01
* MIDWEST CHRISTIAN COLLEGE	500	225	100	825	600		
* MURRAY STATE COLLEGE	250	680	400	1330	800		
* NORTHEASTERN OKLAHOMA A AND M COLLEGE	275	700	625	1600	1700		
* NORTHERN OKLAHOMA COLLEGE	130	700	400	1230	1180		
OKLAHOMA BAPTIST UNIVERSITY	950	756	600	2306	2050		04/15
OKLAHOMA CITY UNIVERSITY	970	950	630	2550	2200	3750	03/01
OKLAHOMA PANHANDLE ST C OF AGR AND AP SC	390	680	400	1470	1470		
ORAL ROBERTS UNIVERSITY	1250	1050	600	2900	2700		05/01
PHILLIPS UNIVERSITY	1300	800	520	2620	1625		04/01
SAINT GREGORYS COLLEGE	1025	950	600	2575	2425		06/01
* SAYRE JUNIOR COLLEGE	300	708	100	1108	400		
* SOUTHWESTERN STATE COLLEGE	360	624	700	1684	1220		
* TRI COUNTY TECH	250	1400	200	1850	1350		
TULSA JUNIOR COLLEGE					1600		
UNIVERSITY OF OKLAHOMA	475	925	750	2150	1995		
UNIVERSITY OF TULSA	1225	1075	700	3000	2500	3735	01/15

NAME OF INSTITUTION	RESIDENT TUITION AND FEES	RESIDENT ROOM AND BOARD	RESIDENT OTHER EXPENSES	RESIDENT TOTAL BUDGET	COMPUTER TOTAL BUDGET	12-MONTH SELF-SUPPORTING BUDGET	OPTIMUM PCS FILING DATE
BASSIST INSTITUTE				3825			08/01
* BLUE MOUNTAIN COMMUNITY COLLEGE	315	600	550	1465	2115		
CENTRAL OREGON COMMUNITY COLLEGE	315	1000	885	2200	1200		
CHEMEKETA COMMUNITY COLLEGE	315	1200	150	2665	2065	3555	03/01
CLACKAMAS COMMUNITY COLLEGE	285	1200		2485	1885	3110	01/15
* CLATSOP COMMUNITY COLLEGE	290	1200	710	2200	1700	2600	
COLUMBIA CHRISTIAN COLLEGE	1665	975	400	3040	2665		06/01
CONCORDIA COLLEGE PORTLAND	1080	900	650	2630	2630	3030	04/01
EASTERN OREGON COLLEGE	525	1020	750	2295	1875	2820	09/15
* EMANUEL HOSPITAL	1300	1200	300	2800	2450	2800	
GEORGE FOX COLLEGE	1755	960	450	3165	2805		02/01
* GOOD SAMARITAN HOSPITAL PORTLAND	1500	540	460	2500			
JUDSON BAPTIST COLLEGE	1550	850	120	2520	1670		06/01
LEWIS AND CLARK COLLEGE	2500	1100	400	4000	3800	5000	02/01
LINFIELD COLLEGE	1965	1050	575	3590	3410		02/15
LINN BENTON COMMUNITY COLLEGE					2060	3550	
MARYLHURST COLLEGE	1665	930	400	2995	2805		03/01
* MOUNT ANGEL COLLEGE	1450	990	300	2740	2950		
MOUNT ANGEL SEMINARY	1220	810	720	2750			12/15
MOUNT HOOD COMMUNITY COLLEGE	280	1200	800	2280	1680	3040	03/01
* MUSEUM ART SCHOOL	1250	550	80	1880	2800		
OREGON COLLEGE OF EDUCATION	513	900	857	2250	2250	3250	01/15
OREGON STATE UNIVERSITY	510	1010	830	2350		3100	01/15
* OREGON TECHNICAL INSTITUTE	543	993	714	2250	2250	3200	
PACIFIC UNIVERSITY FOREST GROVE	2120	930	770	3820	3580		08/01
PORTLAND COMMUNITY COLLEGE	260	1040		2300	1460	3100	01/15
* PORTLAND STATE UNIVERSITY	530	1100	820	2450	1950	3410	
REED COLLEGE	2910	1110	300	4320	4320	5010	

NAME OF INSTITUTION	RESIDENT TUITION AND FEES	RESIDENT ROOM AND BOARD	RESIDENT OTHER EXPENSES	RESIDENT TOTAL BUDGET	COMMUTER TOTAL BUDGET	12-MONTH SELF-SUPPORTING BUDGET	OPTIMUM PCS FILING DATE
* ROGUE COMMUNITY COLLEGE					2400		
SOUTHERN OREGON COLLEGE	519	1000	781	2300			02/01
* SOUTHWESTERN OREGON COMMUNITY COLLEGE					1945		
TREASURE VALLEY COMMUNITY COLLEGE	360	300	800	1460	2080		05/01
* UMPQUA COMMUNITY COLLEGE					2550		
UNIVERSITY OF OREGON	530	1000	970	2500	1800	3300	03/01
* UNIVERSITY OF OREGON MEDICAL SCHOOL						2700	
UNIVERSITY OF PORTLAND	2010	1060	500	3570	3560	4140	03/01
WESTERN BAPTIST BIBLE COLLEGE	1080	900	375	2355	1705		
* WILLAMETTE UNIVERSITY	2000	1100	550	3650	3470	4764	
PENNSYLVANIA							
* ACADEMY OF THE NEW CHURCH	700	870	350	1920	1150		
ALBRIGHT COLLEGE	2325	1080	395	3800	2720		03/01
ALLEGHENY COLLEGE	2450	1105	545	4100	3025		02/01
ALLENDALE COLLEGE OF ST FRANCIS DE SALES	2020	1100	600	3720	3270		
ALLIANCE COLLEGE	1500	950	500	2950	1920	2950	04/01
ALVERNIA COLLEGE	1100	1100	300	2500	850		
* ART INSTITUTE OF PITTSBURGH	1700	1319	650	3669	3842	4442	
BEAVER COLLEGE	2425	1350	550	4325	3650		02/01
BLOOMSBURG STATE COLLEGE	750	760	690	2200	2200	2950	04/01
BRYN MAWR COLLEGE	2700	1400	730	4830	4350		01/31
BRYN MAWR HOSPITAL SCHCL OF NURSING	590	750	320	1660	3610	1400	05/01
BUCKNELL UNIVERSITY	2880	1120	600	4600	4180		02/15
* BUTLER COUNTY COMMUNITY COLLEGE					3482		
CABRINI COLLEGE	1620	1300	650	3570	3470	4010	
CALIFORNIA STATE COLLEGE PENNSYLVANIA	760	684	656	2100	1900		04/01
CARLOW COLLEGE PITTSBURGH	2150	1250	500	3900	3200		

NAME OF INSTITUTION	RESIDENT TUITION AND FEES	RESIDENT ROOM AND BOARD	RESIDENT OTHER EXPENSES	RESIDENT TOTAL BUDGET	COMPUTER TOTAL BUDGET	12-MONTH SELF-SUPPORTING BUDGET	OPTIMUM PCS FILING DATE
CARNEGIE MELLON UNIVERSITY	2500	1250	650	4400	3550	4800	02/15
CEDAR CREST COLLEGE	2715	1225	650	4590	3415	5090	02/01
CHATHAM COLLEGE	2410	1325	600	4335	3100		03/01
CHESTNUT HILL COLLEGE PHILADELPHIA	1600	1200	550	3350	3000		03/01
* CHEYNEY STATE COLLEGE	730	720	650	2100	2100		
CLARION STATE COLLEGE	830	750	670	2250	2050	3030	04/30
COLLEGE MISERICORDIA	1950	1100	550	3600	2600	4500	03/15
COMMUNITY COLLEGE OF BEAVER COUNTY				2200			
* COMMUNITY COLLEGE OF DELAWARE COUNTY				1800			
COMMUNITY COLLEGE OF PHILADELPHIA				2000			05/15
DELAWARE VALLEY COLL SCIENCE AND AGRICUL	2011	1018	700	3729	3581		02/01
DICKINSON COLLEGE	2850	1400	550	4800	3400		02/15
* DICKINSON SCHOOL OF LAW	1130	1150	720	3000	5400		
EXEL UNIVERSITY	2200	1350	600	4150	3300	4550	03/01
* DROPSIE UNIVERSITY	3050	2000	600	5650			
* DUFFS BUSINESS INSTITUTE	1510	1716	150	3376	2340		
DUQUESNE UNIVERSITY	2250	1300	450	4000	3200	4710	06/01
* EAST STROUDSBURG STATE COLLEGE	740	720	600	2060	2040		
E. STERN COLLEGE	2170	1200	530	3900	3250	4818	
EDINBURG STATE COLLEGE EDINBURG	770	700	630	2100	1770	3800	03/01
ELIZABETHTOWN COLLEGE	2265	1030	400	3695	3490	4295	
ELLEN CUSHING JUNIOR COLLEGE	1720	1250	400	3370	3250		08/01
FRANKLIN AND MARSHALL COLLEGE	2650	1120	630	4400	3300		01/15
GANNON COLLEGE	1500	1050	550	3100	2800	4820	02/01
* GEISINGER MEDICAL CENTER	985	475	130	1590	2425		
GENEVA COLLEGE	1950	960	650	3560	2650	4200	03/15
* GETTYSBURG COLLEGE	2350	1030	490	3870	3300		
GROVE CITY COLLEGE	1190	960	450	2600	2300		03/01

NAME OF INSTITUTION	RESIDENT TUITION AND FEES	RESIDENT ROOM AND BOARD	RESIDENT OTHER EXPENSES	RESIDENT TOTAL BUDGET	COMMUTER TOTAL BUDGET	12-MONTH SELF-SUPPORTING BUDGET	OPTIMUM PCS FILING DATE
GWYNEDD MERCY COLLEGE	1800	1400	700	3900	3150		02/01
* HAMOT HOSPITAL	1193	1335	350	2878	2529	2878	
HARCUM JUNIOR COLLEGE	1820	1750	600	4170	2485		
* HARRISBURG AREA COMMUNITY COLLEGE					1158		
HAVERFORD COLLEGE	2960	1550	530	5040	4660		04/15
HOLY FAMILY COLLEGE PHILADELPHIA	1400	1100	250	2750	2450		11/01
IMMACULATA COLLEGE	1635	1200	500	3335	3135		
INDIANA UNIVERSITY OF PENNSYLVANIA	850	800	550	2200	1850	1250	02/01
* INDUSTRIAL MANAGEMENT INSTITUTE	1005	1800	500	3305	2655	3305	
IVY SCHOOL OF PROFESSIONAL ART	1740	2000	950	4690	2990	4690	
JAMESON MEMORIAL HOSPITAL	975	900	400	2275	1775		09/01
JUNIATA COLLEGE	2420	1070	500	3990	2920		03/01
KEYSTONE JUNIOR COLLEGE	1650	1350	600	3600	2500		05/15
KINGS COLLEGE WILKES BARRE	2150	1150	550	3850	2800	4450	03/01
KUTZTOWN STATE COLLEGE	770	760	700	2230	1670	3350	
LACKAWANNA JUNIOR COLLEGE	1160	1300	650	3110	2385	4885	
LAFAYETTE COLLEGE	2950	1235	550	4735	3950		02/01
* LANCASTER SCHOOL OF THE BIBLE	870	955	250	2075	2045		
LAROCHE COLLEGE	1650	1300	650	3600	3000	4650	03/01
LASALLE COLLEGE	1850	1150	600	3600	3500	4110	04/01
LEBANON VALLEY COLLEGE	2200	1175	625	4000	3500		02/01
LEHIGH UNIVERSITY	2850	1250	600	4700	4150	6190	01/31
* LINCOLN UNIVERSITY LINCOLN UNIV	1418	1100	582	3100	2100		
LOCK HAVEN STATE COLLEGE	700	770	530	2000	1880		04/01
* LUTHERAN THEOLOGICAL SEMINARY GETTYSBURG	602	650	500	2752	2551		
LUTHERAN THEOLOGICAL SEMINARY PHILA	670	850	450	2970	3220	3860	
* LUZERNE COUNTY COMMUNITY COLLEGE					1336		
* LYCOMING COLLEGE	2100	1100	600	3800	3500	4250	



NAME OF INSTITUTION	RESIDENT TUITION AND FEES	RESIDENT ROOM AND BOARD	RESIDENT OTHER EXPENSES	RESIDENT TOTAL BUDGET	COMMUTER TOTAL BUDGET	12-MONTH SELF-SUPPORTING BUDGET	OPTIMUM PCS FILING DATE
* MANOR JUNIOR COLLEGE	1100	1200	500	2800	2600		
MANSFIELD STATE COLLEGE	812	756	640	2208	2202	3017	03/01
MARYWOOD COLLEGE	1766	1200	800	3766	3226	4491	01/01
MERCY HOSPITAL SCRANTON					2671		05/31
MERCYHURST COLLEGE	1725	1100	600	3425	2925		08/31
MESSIAH COLLEGE	1870	1070	750	3690	3220		04/01
MILLERSVILLE STATE COLLEGE	810	796	660	2266	2035	2716	03/30
* MONTEFIORE HOSPITAL	1400	500		1900	1900		
MONTGOMERY COUNTY COMMUNITY COLLEGE	430	1440	800	2670	1230		03/15
MOORE COLLEGE OF ART	2500	1300	700	4500	3300		03/15
MORAVIAN COLLEGE	2440	1160	600	4200	3700		04/15
MOUNT ALOYSIUS JUNIOR COLLEGE	1400	1100	250	2750	2100		03/30
MUHLENBERG COLLEGE	2500	1100	600	4200	3500	2130	
* NEW CASTLE BUSINESS COLLEGE	1598	1400	250	3248	2065		
NORTHAMPTON COUNTY AREA COMMUNITY COLL					1850		
* NORTHEAST BIBLE INSTITUTE	915	750	125	1790	2140		
NORTHEASTERN CHRISTIAN JUNIOR COLLEGE	1200	960	420	2580	1720	3660	12/01
* OUR LADY OF ANGELS COLLEGE					2100		
PEIRCE JUNIOR COLLEGE	1655	1500	600	3755	2330	3120	04/01
* PENN HALL JUNIOR COLLEGE	1700	1700	400	3800	1700		
PENN TECHNICAL INSTITUTE	1480	2500	350	4330	2880	4680	09/01
PENNSYLVANIA ACADEMY OF FINE ARTS	1000	1200	400	2600	2570		03/15
PENNSYLVANIA COLLEGE OF CHEMISTRY	2065	1800	935	4800	3700	5200	06/01
PENNSYLVANIA COLLEGE OF PEDIATRIC MED					5940		06/15
* PENNSYLVANIA INSTITUTE OF TECHNOLOGY	1450	1080	325	2855	3095		
PENNSYLVANIA STATE UNIV	855	1140	779	2774	2289	3699	05/01
PHILADELPHIA COLLEGE OF ART	2540	1250	600	4390	3640	5800	04/15
PHILADELPHIA COLLEGE OF PHARMACY AND SCI	1850	1300	750	3900	2800		

## PENNSYLVANIA

NAME OF INSTITUTION	RESIDENT TUITION AND FEES	RESIDENT ROOM AND BOARD	RESIDENT OTHER EXPENSES	RESIDENT TOTAL BUDGET	COMPUTER TOTAL BUDGET	12-MONTH SELF-SUPPORTING BUDGET	OPTIMUM PCS FILING DATE
PHILADELPHIA COLLEGE OF TEXTILES AND SCI	1800	1200	400	3400	2400		05/15
PHILADELPHIA COLLEGE OF THE BIBLE	1333	860	550	2743	2793		09/01
* PHILADELPHIA GENERAL HOSPITAL	400		85	485	635		
PHILADELPHIA MUSICAL ACADEMY					5150		04/01
* PINEBROCK JUNIOR COLLEGE	935	920	475	2330	1660		
* PITTSBURGH INSTITUTE OF AERONAUTICS					2915		
* PITTSBURGH INSTITUTE OF MARITIME SCIENCE					4520		
* POINT PARK COLLEGE	2300	1180	550	4030	3500	2735	
PRESBYTERIAN UNIV OF PENNA MEDICAL CTR	905	400	200	1505	1505	3530	06/01
* REFORMED PRESBYTERIAN THEOLOGICAL SEM	200	350	300	850	900		
ROBERT MORRIS COLLEGE PITTSBURGH	1430	1100	600	3130	2080	3780	06/15
* ROSEMONT COLLEGE	1925	1400	475	3800	2800	4825	
* SAINT AGNES HOSPITAL	427	556	180	1163	943	1162	
* SAINT FIDELIS COLLEGE AND SEMINARY	1100	600	420	2120			
* SAINT FRANCIS COLLEGE LORETTA	1570	1000	630	3200	2300		
* SAINT FRANCIS HOSPITAL NEW CASTLE	755	1000		1755	1855		
SAINTE JOSEPHS COLLEGE PHILADELPHIA	1830	1300	670	3800	3200	5000	
SAINTE VINCENT COLLEGE	1740	900	700	3340	2790		06/01
SETON HILL COLLEGE	1950	1150	700	3800	3100	7150	
SHARON GENERAL HOSPITAL	1130	680	300	2110	1430	1930	07/01
* SHIPPENSBURG STATE COLLEGE	745	720	625	2090	1880		
SLIPPERY ROCK STATE COLLEGE	830	800	670	2300	2300	3450	03/01
* SPRING GARDEN COLLEGE	1850	1000	600	2250	2000		
SUSQUEHANNA UNIVERSITY	2240	1050	650	3940	3940	4790	12/18
SWARTHMORE COLLEGE	2720	1230	500	4450		5000	02/28
* TEMPLE UNIVERSITY	975	1410	650	3035	2025		
THIEL COLLEGE	2300	1050	650	4000	3500		03/01
* THOMAS JEFFERSON UNIVERSITY						5875	

NAME OF INSTITUTION	RESIDENT TUITION AND FEES	RESIDENT ROOM AND BOARD	RESIDENT OTHER EXPENSES	RESIDENT TOTAL BUDGET	COMPUTER TOTAL BUDGET	12-MONTH SUPPORTING BUDGET	12-MONTH SELECTING BUDGET	OPTIMUM PCS FILING DATE
THOMAS JEFFERSON UNIVERSITY SCH OF NURS	2110	1500	800	4410	3910			08/01
UNITED WESLEYAN COLLEGE	1450	1055	700	3205	2190	4100		02/15
UNIVERSITY OF PENNSYLVANIA	3000	1350	700	5050	3800			01/01
UNIVERSITY OF PITTSBURGH BRADFORD CAMPUS	1050	1200	650	2900	2400			
UNIVERSITY OF PITTSBURGH GREENSBURG CAMP	982	500	200	2682	1982			07/30
UNIVERSITY OF PITTSBURGH JOHNSTOWN CAMP	980	1200	550	2730	1780	5000		03/15
UNIVERSITY OF PITTSBURGH PITTSBURGH	1000	1400	700	3100	2450	6000		
* UNIVERSITY OF PITTSBURGH SCH OF MEDICINE						4700		
UNIVERSITY OF PITTSBURGH TITUSVILLE CAMP	980	1100	500	2580	1480			04/15
UNIVERSITY OF SCRANTON	1800	1100	570	3470	3150	4000		
URSINUS COLLEGE	2200	1100	550	3850	3850			02/01
VILLA MARIA COLLEGE ERIE	1600	1050	450	3100	2000			02/15
VILLANOVA UNIVERSITY	2320	1400	630	4350	3000	4900		02/15
* WASHINGTON AND JEFFERSON COLLEGE	2525	1150	600	4275	2925			
WAYNESBURG COLLEGE	1850	980	450	3280	2450			
WEST CHESTER STATE COLLEGE	750	720	650	2120	1850	2900		05/01
WESTMINSTER COLLEGE NEW WILMINGTON	1930	960	610	3500	3200	4200		08/30
WESTMORELAND COUNTY COMMUNITY COLLEGE	455	1200	700	2355	2035	3935		09/30
WHEELER SCHOOL	1770	1400	700	3870	3120			
WIDENER COLLEGE	2400	1350	520	4270	3210	5900		02/01
WILKES COLLEGE	1826	1180	150	3156	2486			02/01
* WILSON COLLEGE	2400	1200	500	4100	2790			
* YORK ACADEMY OF ARTS	886	1100	500	2486	2396			
YORK COLLEGE OF PENNSYLVANIA	1300	1100	350	2750	2400	3450		03/15
* YORK HOSPITAL	1329	200	252	1781	1581			

NAME OF INSTITUTION	RESIDENT TUITION AND FEES	RESIDENT ROOM AND BOARD	RESIDENT OTHER EXPENSES	RESIDENT TOTAL BUDGET	COMMUTER TOTAL BUDGET	12-MONTH SELF-SUPPORTING BUDGET	OPTIMUM PCS FILING DATE
* BARRINGTON COLLEGE	1950	1050	650	3650	3500		
BROWN UNIVERSITY	3090	1400	650	5140	4440	5800	01/01
* BROWN UNIVERSITY BIOLOGICAL MEDICAL SCS	3050	1750	850	5650	5650	5650	
BRYANT COLLEGE	2000	1180	750	3930	3250	4440	01/01
JOHNSON AND WALES COLLEGE	1670	1200	800	3670	3450	4763	
* MOUNT SAINT JOSEPH COLLEGE	1510	1200	500	3210	2710		
* NEWPORT HOSPITAL	600	600	200	1400			
PROVIDENCE COLLEGE PROVIDENCE	2050	1225	850	4125	4125		01/01
RHODE ISLAND COLLEGE	490	1100	650	2240	2090	3400	03/01
RHODE ISLAND JUNIOR COLLEGE					1840		
RHODE ISLAND SCHOOL OF DESIGN	2555	1200	945	4700	3350	5800	01/01
ROGER WILLIAMS COLLEGE BRISTOL	1730	1285	600	3615	3130	4280	03/01
* SALVE REGINA COLLEGE	2052	1225	600	3877	3602		
SEMINARY OF OUR LADY OF PROVIDENCE	1150	900	550	2600	2600	4000	
UNIVERSITY OF RHODE ISLAND	760	1200	650	2610	2360	3660	02/01
SOUTH CAROLINA							
* ALLEN UNIVERSITY	960	800	210	1970	1110		
* ANDERSON COLLEGE ANDERSON	710	890	500	2100	1300		
* BENEDICT COLLEGE	1100	800	300	2200	1700	1700	
* BERKELEY CHARLESTON DORCHESTER TECH ED C					3370		
CENTRAL WESLEYAN COLLEGE	2472	750	300	2522	1972		
* CITADEL	520	970	860	2410			
CLAFLIN COLLEGE	1406	711	613	2750	1927	3157	06/01
CLEMSON UNIVERSITY	700	640	660	2200	1480		01/01
* COKER COLLEGE	1290	995	691	2976	2881		

NAME OF INSTITUTION	RESIDENT TUITION AND FEES	RESIDENT ROOM AND BOARD	RESIDENT OTHER EXPENSES	RESIDENT TOTAL BUDGET	COMMUTER TOTAL BUDGET	12-MONTH SELF-SUPPORTING BUDGET	OPTIMUM PCS FILING DATE
COLLEGE OF CHARLESTON	500	1230	850	2580	2000	2730	
COLUMBIA COLLEGE COLUMBIA	1450	1250	500	3200	2400	5200	03/01
* COLUMBIA COMMERCIAL COLLEGE	350	790	455	2095	1280		
CONVERSE COLLEGE	2250	1000	550	3800	2750		
ERSKINE COLLEGE	1895	980	575	3450	2895	4350	08/15
* FRANCIS MARION COLLEGE	410	2500	650	4560	2000		
* FRIENDSHIP JUNIOR COLLEGE	474	675	150	1299	624		
FURMAN UNIVERSITY	1711	1136	668	3515	2979	4516	05/15
* LANDER COLLEGE	1315	785	450	2550	2714	3014	
* LIMESTONE COLLEGE	1437	1170	350	2957	2043		
* LUTHERAN THEOLOGICAL SOUTHERN SEMINARY	420	600	600	1620	1820		
MIDLANDS TECHNICAL EDUCATION CENTER					1750		06/01
NEWBERRY COLLEGE	1800	920	625	3345	2850		04/01
NORTH GREENVILLE JUNIOR COLLEGE	980	800	500	2280	1980	2600	
* PALMER COLLEGE CHARLESTON	1120	620	790	2530	2265	2000	
* PIEDMONT TECHNICAL EDUCATION CENTER	225	950	900	2075	1600		
PRESBYTERIAN COLLEGE	1925	1025	450	3400	2525		02/15
SOUTH CAROLINA STATE COLLEGE	480	795	325	1600	900	2500	
* SPARTANBURG JUNIOR COLLEGE	900	840	300	2040	1700		
* UNIVERSITY OF SOUTH CAROLINA AIKEN	550	735	365	1650	1960		
UNIVERSITY OF SOUTH CAROLINA COASTAL REG					1920	2500	04/15
UNIVERSITY OF SOUTH CAROLINA COLUMBIA	570	1020	650	2240	1980	3210	02/01
* UNIVERSITY OF SOUTH CAROLINA SPARTANBURG					1970	3020	
WOURHEES COLLEGE	1210	835	125	2170	1335		08/01
WINTHROP COLLEGE	470	850	600	1920	1870	2950	
WOFFORD COLLEGE	2160	1120	600	3880	3380	4480	02/15

NAME OF INSTITUTION	RESIDENT TUITION AND FEES	RESIDENT ROOM AND BOARD	RESIDENT OTHER EXPENSES	RESIDENT TOTAL BUDGET	COMPUTER TOTAL BUDGET	12-MONTH SELF-SUPPORTING BUDGET	OPTIMUM PCS FILING DATE
AUGUSTANA COLLEGE SIOUX FALLS	2175	825	750	3750	2800		
* BLACK HILLS STATE COLLEGE	460	800	590	1850	1550		
DAKOTA STATE COLLEGE	500	850	500	1850	1300	2550	05/01
DAKOTA WESLEYAN UNIVERSITY	1380	890	330	2600	2000	3200	
* FREEMAN JUNIOR COLLEGE	1000	625	350	1975	1575		
HURON COLLEGE	1440	1020	790	3250	2930		
MOUNT MARTY COLLEGE	1500	1040	750	3290	2770	4900	03/01
* PRESENTATION COLLEGE	1175	830	125	2130	2205		
SIOUX FALLS COLLEGE	1690	910	500	3100	2700	4000	
* SOUTH DAKOTA SCHOOL OF MINES AND TECH	550	800	650	2000	1000		
SOUTH DAKOTA STATE UNIVERSITY	517	800	550	1867	1067	2287	03/01
UNIVERSITY OF SOUTH DAKOTA VERMILION	500	850	650	2000	1800	2630	
* YANKTON COLLEGE	1525	1011	300	2836	3236		
TENNESSEE							
* AMERICAN BAPTIST THEOL SEM COLL OF BIBLE	287	745	625	1657	1087	1657	
AUSTIN PEAY STATE UNIVERSITY	337	900	513	1750	1250	3000	03/31
BELMONT COLLEGE	1160	780	760	2700	2500	2925	03/15
CARSON NEWMAN COLLEGE	1154	950	650	2754	2704		05/01
* CHATTANOOGA STATE TECHNICAL INSTITUTE	165	900	700	1765	1365		
CHRISTIAN BROTHERS COLLEGE	1650	900	750	3300	2750	4225	
* CLEVELAND STATE COMMUNITY COLLEGE	195	750	685	1630	1230		
COLUMBIA STATE COMMUNITY COLLEGE	195	800	520	1515	1265	2415	
CUMBERLAND COLLEGE OF TENNESSEE	932	868	650	2450	2082		
DYERSBURG STATE COMMUNITY COLLEGE	200	900	550	1650	1250	3260	
EAST TENNESSEE STATE UNIVERSITY	378	876	420	1674	1098	2632	
FISK UNIVERSITY	1790	1225	400	3415	2440		04/15
* FREED HARDENAN COLLEGE	950	760	400	2110	1525		

NAME OF INSTITUTION	RESIDENT TUITION AND FEES	RESIDENT ROOM AND BOARD	RESIDENT OTHER EXPENSES	RESIDENT TOTAL BUDGET	COMPUTER TOTAL BUDGET	12-MONTH SELF-SUPPORTING BUDGET	OPTIMUM PCS FILING DATE
GEORGE PEABODY COLLEGE FOR TEACHERS	1680	900	750	3330	2830	4567	02/01
HIVASSEE COLLEGE	840	735	550	2125	1690		03/01
KING COLLEGE BRISTOL	1590	900	360	2850	2200	3450	04/01
* KNOXVILLE COLLEGE	1100	1000	500	2600	1800		
LAMBUTH COLLEGE	1610	850	750	3210	2210	3500	
LANE COLLEGE	1067	850	700	2617	1817		
LEE COLLEGE CLEVELAND	900	900	675	2475	2025	3225	05/01
* MARTIN COLLEGE	800	850	500	2150	1850		
MARYVILLE COLLEGE MARYVILLE	1625	1000	525	3150	2400	3450	07/01
MEMPHIS ACADEMY OF ARTS	950	600	800	2350	3200	3000	04/01
MEMPHIS STATE UNIVERSITY	348	1100	552	2000	1500		07/01
* MIDDLE TENNESSEE STATE UNIVERSITY	330	770	400	1500	1055		
MILLIGAN COLLEGE	1175	985	490	2650	1600	3250	
* SCARRIT COLLEGE FOR CHRISTIAN WORKERS	1200	1200	500	2900	2600		
* SOUTHERN COLLEGE OF OPTOMETRY						5037	
* SOUTHERN MISSIONARY COLLEGE	1696	980	700	3376	2946		
SOUTHWESTERN AT MEMPHIS	2000	950	480	3430	2980		01/31
* STATE TECHNICAL INSTITUTE AT MEMPHIS	165		400	565	1265		
* TENNESSEE WESLEYAN COLLEGE	1000	800	650	2450	1700	3700	
TENNESSEE STATE UNIVERSITY	351	750	590	1691	1201	2701	04/01
TENNESSEE STUDENT ASSISTANCE AGENCY							04/01
TENNESSEE TECHNOLOGICAL UNIVERSITY	350	860	480	1690	1290	2250	04/15
TENNESSEE TEMPLE COLLEGE	840	935	500	2275	1390	3040	
* TREVECCA NAZARENE COLLEGE	1330	870	650	2850	2530		
* UNION UNIVERSITY	1200	800	200	2200	1550		
* UNIVERSITY OF TENNESSEE CHATTANOOGA	364	1050	716	2150	1400	2757	
UNIVERSITY OF TENNESSEE COLL OF MEDICINE						5240	
UNIVERSITY OF TENNESSEE KNOXVILLE	399	1120	726	2245	1755	3000	

NAME OF INSTITUTION	RESIDENT TUITION AND FEES	RESIDENT ROOM AND BOARD	RESIDENT OTHER EXPENSES	RESIDENT TOTAL BUDGET	COMMUTER TOTAL BUDGET	12-MONTH SELF-SUPPORTING BUDGET	OPTIMUM PCS FILING DATE
UNIVERSITY OF TENNESSEE MARTIN	390	860	530	1800	1300	2500	02/15
UNIVERSITY OF TENNESSEE NASHVILLE					1030	3510	05/31
UNIVERSITY OF THE SOUTH	2200	1100	525	3825	3375		02/15
VANDERBILT UNIVERSITY	2660	1280	500	4440	3610	5270	02/01
VOLUNTEER STATE COMMUNITY COLLEGE	200	800	600	1600	1100	2200	
* WALTERS STATE COMMUNITY COLLEGE				1230			
WILLIAM JENNINGS BRYAN COLLEGE	1250	1000	550	2800	2300	3100	05/01
TEXAS							
ABILENE CHRISTIAN COLLEGE ABILENE	1584	900	760	3244	3044	3847	11/15
* AMARILLO COLLEGE	230	1300	685	2215	1425		
* AMBASSADOR COLLEGE BIG SANDY	500	950	300	1750		2000	
* ANGELO STATE UNIVERSITY	280	990	730	2000	1210		
AUSTIN COLLEGE	2250	1100	685	4035	4085		02/01
BAYLOR UNIVERSITY WACO	1500	1000	750	3250	3250	4400	
BEE COUNTY COLLEGE	300	900	600	1800	1750	1800	
BISHOP COLLEGE	1524	960	660	3144	3344	3750	06/01
* BRAZOPORT COLLEGE	180	900	280	1360	1540		
* CENTRAL TEXAS COLLEGE	220	1020	620	1860	1595		
CISCO JUNIOR COLLEGE	300	900	800	2000	1800	3200	
* CLARENDON COLLEGE	245	720	685	1650	1275		
* COLLEGE OF THE MAINLAND				1975			
* COOKE COUNTY JUNIOR COLLEGE	200	1060	250	1510	750		
DALLAS BAPTIST COLLEGE	1120	868	685	2673	2823	3600	
DEL MAR COLLEGE	200	750	470	1420	1750	2930	05/15
DOMINICAN COLLEGE HOUSTON	1000	1075	50	3125	2600	4875	
* DURHAM COLLEGE OF THE VALLEY	1100	900	200	2200	1625		
* EAST TEXAS BAPTIST COLLEGE	890	775	410	2075	2400		



NAME OF INSTITUTION	RESIDENT TUITION AND FEES	RESIDENT ROOM AND BOARD	RESIDENT OTHER EXPENSES	RESIDENT TOTAL BUDGET	COMMUTER TOTAL BUDGET	12-MONTH SELF-SUPPORTING BUDGET	OPTIMUM PCS FILING DATE
EL CENTRO COLLEGE					1730	3190	
FRANK PHILLIPS COLLEGE	177	270	450	897	1017	1317	08/15
* GALVESTON COLLEGE	196	600	750	1546	2836	1760	
GRAYSON COUNTY COLLEGE	170	800	680	1650	1500	1980	08/15
GULF COAST BIBLE COLLEGE	800	1010	710	2520	2810	3105	08/01
* HENDERSON COUNTY JUNIOR COLLEGE	225	960	175	1360	1560		
* HILL JUNIOR COLLEGE	250	990	500	1740	1312		
* HOUSTON BAPTIST COLLEGE	3000			3000	2000		
* HOWARD COUNTY JUNIOR COLLEGE	250	750	625	1625	1300	2200	
* HOWARD PAYNE COLLEGE	1030	900	175	2105	2755		
HUSTON TILLOTSON COLLEGE	947	1053	625	2625	1897	3100	04/15
* INCARNATE WORD COLLEGE	1270	1050	850	3170	2420		
* LAMAR UNIVERSITY	236	985	935	2156	1820	2875	
* LAREDO JUNIOR COLLEGE	230	830	475	1535	1215		
LE TOURNEAU COLLEGE	1538	930	850	3318			
LON MORRIS COLLEGE	540	945	810	2315	1520	3075	
* MARY HARDIN BAYLOR COLLEGE	1090	730	475	2295	2270		
* MCLENNAN COMMUNITY COLLEGE	240	550	575	1365	1425		
MCMURRY COLLEGE	1120	855	445	2420	2325	3620	08/01
MIDWESTERN UNIVERSITY	250	1000	700	1950	950		07/01
* MOUNTAIN VIEW COLLEGE	178	720	810	1708	2388		
* NAVARRO JUNIOR COLLEGE	270	690	685	1645	1495		
NORTH TEXAS STATE UNIVERSITY	304	1196	550	2050	1804	5390	
NORTHWOOD INSTITUTE CEDAR HILL	1560	1150	850	3560	3260		04/01
* ODESSA COLLEGE	250	700	350	1300	1590		
* OUR LADY OF THE LAKE COLLEGE	1100	1000	700	2800	2500	2200	
* PANOLA COLLEGE	250	750	775	1775	1775		
* PAUL QUINN COLLEGE	995	1000	485	2480	2530		

NAME OF INSTITUTION	RESIDENT TUITION AND FEES	RESIDENT ROOM AND BOARD	RESIDENT OTHER EXPENSES	RESIDENT TOTAL BUDGET	COMMUTER TOTAL BUDGET	12-MONTH SELF-SUPPORTING BUDGET	OPTIMUM PCS FILING DATE
PRAIRIE VIEW AGRIC AND MECH COLLEGE	256	1132	713	2101	1489	2832	05/01
RICE UNIVERSITY	2170	1270	750	4190	3700	4940	02/01
* SAINT EDWARDS UNIVERSITY	1600	1200	925	3725	3175	4325	
* SAINT MARYS UNIVERSITY SAN ANTONIO	1360	1010	750	3120	2800	4370	
* SAINT PHILIPS COLLEGE	170	1350	510	2030	2180		
* SAN JACINTO COLLEGE	175	1000	575	1750	1150		
SOUTH TEXAS JUNIOR COLLEGE					2585		
SOUTHERN METHODIST UNIVERSITY	2000	1170	830	4000	3550		02/01
* SOUTHWEST TEXAS JUNIOR COLLEGE	270	550	835	1655	1950		
SOUTHWEST TEXAS STATE UNIVERSITY	218	850	682	1750	1300		06/01
SOUTHWESTERN CHRISTIAN COLLEGE	1100	800	850	2750	2750		08/01
* SOUTHWESTERN JUNIOR COLL ASSEMBLIES GOD	414	500	366	1300	1000		
* SOUTHWESTERN MED SCH OF THE U OF TEXAS						3650	
* SOUTHWESTERN UNION COLLEGE	1653	900	685	3238	2546	5028	
SOUTHWESTERN UNIVERSITY GEORGETOWN	1625	840	475	2940	2675		
STEPHEN F AUSTIN STATE UNIVERSITY	280	900	620	1800	1440		05/01
* SUL ROSS STATE UNIVERSITY	268	860	520	1648	1218		
TARLETON STATE COLLEGE	250	850	700	1800	1260	2600	06/15
TARRANT COUNTY JUNIOR COLLEGE NE CAMPUS	170	1125	895	2190	1530		
* TARRANT COUNTY JUNIOR COLLEGE SOUTH CAMP	250	1125	765	2140	1605		
* TEMPLE JUNIOR COLLEGE	272	800	585	1657	2157		
TEXARKANA COLLEGE	272	400	685	1357	1603	2847	07/15
* TEXAS A AND I UNIVERSITY KINGSVILLE	200	800	600	1600	1000		
TEXAS A AND M UNIVERSITY	300	1000	700	2000	1845	2575	04/01
* TEXAS BIBLE COLLEGE	336	810	100	1246			
TEXAS CHRISTIAN UNIVERSITY	2030	985	550	3565	3585		02/01
TEXAS COLLEGE	1168	990	960	3118	2818		
TEXAS LUTHERAN COLLEGE	1502	888	500	2890	2732	3695	07/01

NAME OF INSTITUTION	RESIDENT TUITION AND FEES	RESIDENT ROOM AND BOARD	RESIDENT TUITION OTHER EXPENSES	RESIDENT TOTAL BUDGET	COMPUTER TOTAL BUDGET	12-MONTH SELF-SUPPORTING BUDGET	OPTIMUM PCS FILING DATE
TEXAS SOUTHERN UNIVERSITY	290	940	770	2000	1400	2570	
* TEXAS SOUTHWEST COLLEGE					1241		
* TEXAS STATE TECHNICAL INSTITUTE WACC	279	1236	465	2000	1580		
* TEXAS TECH UNIVERSITY	270	840	690	1800	1400		
TEXAS WESLEYAN COLLEGE	1250	800	900	2950	2950	4236	06/01
TEXAS WOMANS UNIVERSITY	300	950	650	1900	1700	2730	07/15
TRINITY UNIVERSITY	2100	1190	510	3800	3600	5300	02/01
* UNIVERSITY OF CORPUS CHRISTI	1025	920	775	2720	2850		
UNIVERSITY OF DALLAS	1950	1050	790	3790	3370		
UNIVERSITY OF HOUSTON	300	1275	125	2700	2200	3600	02/15
* UNIVERSITY OF PLANO	1110	1240	150	2500	2110		
UNIVERSITY OF SAINT THOMAS HOUSTON	1375	1300	750	3425	2875	4125	
UNIVERSITY OF TEXAS ARLINGTON	300	1240	710	2250	1900	3000	
UNIVERSITY OF TEXAS AUSTIN	266	1150	784	2200	1350		02/01
* UNIVERSITY OF TEXAS DENTAL SCH HOUSTON					4016		
* UNIVERSITY OF TEXAS EL PASO	325	1050	685	2060	1335	2224	
UNIVERSITY OF TEXAS OF THE PERMIAN BASIN						2170	02/28
UNIVERSITY OF TEXAS SAN ANTONIO	144	1200	775	2119	2119	2319	07/01
WAYLAND BAPTIST COLLEGE	1020	975	700	2695	2540	3195	08/01
* WEATHERFORD COLLEGE	240	850	690	1780	1820		
WEST TEXAS STATE UNIVERSITY	320	900	630	1850	1400	3710	
* WHARTON COUNTY JUNIOR COLLEGE	310	960	470	1740	1310		
WILEY COLLEGE	1400	870	500	2770	1950		08/15
UTAH							
BRIGHAM YOUNG UNIVERSITY	600	860	430	1890	1240	2460	01/01
COLLEGE OF EASTERN UTAH	327	725	500	1552	977	2258	08/01
DIXIE COLLEGE	375	800	600	1775	1500		06/15

NAME OF INSTITUTION	RESIDENT TUITION AND FEES	RESIDENT ROOM AND BOARD	RESIDENT OTHER EXPENSES	RESIDENT TOTAL BUDGET	COMMUTER TOTAL BUDGET	12-MONTH SELF-SUPPORTING BUDGET	OPTIMUM PCS FILING DATE
* LATTER DAY SAINTS BUSINESS COLLEGE	600	540	160	1300			
SNOW COLLEGE	339	701	650	1690	1540		
STEVENS HENAGER COLLEGE SALT LAKE CITY	935	800	40	2775	2525	4055	
UNIVERSITY OF UTAH	480	1050	860	2390	1890	3160	02/01
UTAH STATE UNIVERSITY	438	925	712	2075	1750	2725	02/01
UTAH TECHNICAL COLLEGE SALT LAKE CITY	-				1825	2700	12/01
WEBER STATE COLLEGE	450	895	800	2145	1795	2600	08/01
* WESTMINSTER COLLEGE SALT LAKE CITY	1295	830	600	2725	2495	2200	
VERMONT							
* BERNINGTON COLLEGE	3850	1100	450	5400			
* CASTLETON STATE COLLEGE	788	1040	450	2278	2578		
* CHAMPLAIN COLLEGE	1775	1115	500	3390	2975		
* COLLEGE OF SAINT JOSEPH PROVIDER	1450	1040	500	2990	2850	3490	
* GODDARD COLLEGE	3200	1500	500	5200	2000	5200	
GODDARD COLLEGE EXTERNAL DEGREE PROGRAM					2500		
GREEN MOUNTAIN COLLEGE	2850	1350	700	4900	3700		05/01
JOHNSON STATE COLLEGE	864	1100	830	2794	2514	3594	03/01
LYNDON STATE COLLEGE	988	1200	600	2788	2538	3238	
* MARLBORO COLLEGE	2835	1050	300	4185	4185		
MIDDLEBURY COLLEGE	3080	1150	650	4880			02/15
NORWICH UNIVERSITY	2830	1220	750	4800		4700	03/01
NORWICH UNIVERSITY VERMONT COLLEGE	2250	1250	750	4250	2400		03/01
SAINTE MICHAELS COLLEGE	2200	1100	600	3900	2800		02/15
TRINITY COLLEGE BURLINGTON	1340	1000	550	2890	2390	3565	02/15
* VERMONT TECHNICAL COLLEGE	800	1040	225	2065	2025		
WINDHAM COLLEGE	2570	1125	900	4595	4070	5384	02/01

NAME OF INSTITUTION	RESIDENT TUITION AND FEES	RESIDENT ROOM AND BOARD	RESIDENT OTHER EXPENSES	RESIDENT TOTAL BUDGET	COMMUTER TOTAL BUDGET	12-MONTH SELF-SUPPORTING BUDGET	OPTIMUM PCS FILING DATE
AVERETT COLLEGE	2652		475	3127	2557	4077	04/01
* BLUE RIDGE COMMUNITY COLLEGE					1630		
BRIDGEWATER COLLEGE	1950	925	550	3425	2650	4230	04/01
* CENTRAL VIRGINIA COMMUNITY COLLEGE					1490		
CHRISTOPHER NEWPORT COLLEGE					1950		04/01
COLLEGE OF WILLIAM AND MARY	706	1006	650	2362	1706		
* DABNEY S LANCASTER COMMUNITY COLLEGE					1345		
DANVILLE COMMUNITY COLLEGE	230	950	710	1890	1510		
EASTERN MENNONITE COLLEGE	1800	930	655	3385	2885	3385	03/01
* EASTERN SHORE COMMUNITY COLLEGE	225	1050	500	1775	1825		
EMORY AND HENRY COLLEGE	1533	915	475	2923	2208	3698	03/01
FERRUM COLLEGE	2200		500	2700	1905	2700	05/01
GEORGE MASON UNIVERSITY					2160		
HAMPDEN SYDNEY COLLEGE	2250	750	600	3600	2850		02/01
HAMPTON INSTITUTE	1640	820	500	2960	2090		07/01
* HOLLINS COLLEGE	2750	1000	450	4200	4400		
* LONGWOOD COLLEGE	593	1025	435	2053			
* LOUISE OBICI SCHOOL OF NURSING	875		430	1305		1355	
* LUTHER RICE COLLEGE	1100	1200	100	2400	2600		
LYNCHBURG COLLEGE	1850	1250	650	3750	2675	4510	04/01
MADISON COLLEGE	685	965	650	2300	1585		04/01
MARY BALDWIN COLLEGE	2800	1100	450	4350	3800		03/01
MARY WASHINGTON COLLEGE	862	888	650	2400	2400		03/01
* MARYMOUNT COLLEGE OF VIRGINIA	1750	1450	450	3650	2000		
NEW RIVER COMMUNITY COLLEGE					1830	2760	09/30
NORFOLK STATE COLLEGE	460	1000	440	1900	1320	2880	04/15
OLD DOMINION UNIVERSITY	470	1275	450	2195	1270	3070	04/01
* RADFORD COLLEGE	414	1257	450	2121	1064		

NAME OF INSTITUTION	RESIDENT TUITION AND FEES	RESIDENT ROOM AND BOARD	RESIDENT OTHER EXPENSES	RESIDENT TOTAL BUDGET	COMPUTER TOTAL BUDGET	12-MONTH SELF-SUPPORTING BUDGET	OPTIMUM PCS FILING DATE
RANDOLPH MACCN COLLEGE	2190	800	375	3365	3450		07/01
RANDOLPH MACCN WOMANS COLLEGE	2500	1450	500	4450	3375		01/15
RICHARD BLAND COLLEGE					950	1900	06/01
ROANOKE COLLEGE	2050	1000	665	3715	3440	4475	03/01
SAINT PAULS COLLEGE LAWRENCEVILLE	1220	1000	650	2870	2470		04/01
SHENANDOAH COLL AND CCNS CF MUSIC	1940	1300	550	3790	3340		05/01
* SOUTHERN SEMINARY AND JUNIOR COLLEGE	2965		150	3115	1690		
* SOUTHSIDE VA COMM COLL CHRISTIANA CAMPUS	189	686	611	1486	1391		
* SOUTHWEST VIRGINIA COMMUNITY COLLEGE					2035		
* STRATFORD COLLEGE	2900		800	3700	1950	2270	
SULLINS COLLEGE	1850	1300	500	3650	1145		02/01
SWEET BRIAR COLLEGE	3050	1050	525	4625	3825		01/15
THOMAS NELSON COMMUNITY COLLEGE					1550	2765	
* TIDEWATER COMMUNITY COLLEGE PORTSMOUTH					1730		
* TIDEWATER COMMUNITY COLLEGE VIRGINIA BCH					1730		
UNIVERSITY OF RICHMOND	1925	1100	650	3675	3525	4575	03/01
UNIVERSITY OF VIRGINIA CHARLTESVILLE	622	1045	573	2240		2430	
UNIVERSITY OF VIRGINIA CLINCH VLY CELL	400	950	650	2000	1600	2800	03/01
VIRGINIA COLLEGE	840	780	500	2120	1288		
VIRGINIA COMMONWEALTH UNIV HLTH SC DV							01/15
VIRGINIA HIGHLANDS COMMUNITY COLLEGE	230	900	670	1800	1830	2760	
VIRGINIA INTERMONT COLLEGE	1660	1100	900	3660	3160	5450	08/30
VIRGINIA MILITARY INSTITUTE	1010	775	615	2400			02/01
VIRGINIA POLYTECHNIC INST AND STATE UNIV	630	900	700	2230	2030	2970	01/15
VIRGINIA STATE COLLEGE	700	740	580	2020		3675	04/31
VIRGINIA UNICN UNIVERSITY	1325	835	265	2425	1720		04/01
VIRGINIA WESLEYAN COLLEGE	1800	1000	900	3700	2800	4500	

NAME OF INSTITUTION	RESIDENT TUITION AND FEES	RESIDENT ROOM AND BOARD	RESIDENT OTHER EXPENSES	RESIDENT TOTAL BUDGET	COMMUTER TOTAL BUDGET	12-MONTH SELF-SUPPORTING BUDGET	OPTIMUM PCS FILING DATE
* VIRGINIA WESTERN COMMUNITY COLLEGE	185	1775	75	3035	1725		
WASHINGTON AND LEE UNIVERSITY	2500	950	650	4100			01/01
WASHINGTON							
BELLEVEUE COMMUNITY COLLEGE	270	1075	860	2205	1590	2940	
* BIG BEND COMMUNITY COLLEGE	276	995	860	2131	1596		
CENTRAL WASHINGTON STATE COLLEGE	495	975	525	1995	1820	2658	03/01
CLARK COLLEGE VANCOUVER					1500		12/18
COLUMBIA BASIN COLLEGE	260	1200	800	2260	1760		
EASTERN WASHINGTON STATE COLLEGE	495	876	550	1921	1545	2645	05/15
* EDMONDS COMMUNITY COLLEGE	249	1350	826	2425	1525	2825	
* EVERETT COMMUNITY COLLEGE	249	1251	500	2000	1425	1900	
* FORT STEILACOCM COMMUNITY COLLEGE	249	1250	901	2400	1450	3200	
FORT WRIGHT COLLEGE	1550	1000	880	3430	3020		03/15
GONZAGA UNIVERSITY	1790	990	620	3400	2900		02/01
GRAYS HARBOR COLLEGE	260	740	720	1720	1910	2550	05/01
GREEN RIVER COMMUNITY COLLEGE	249	1000	961	2210	1810	2950	
HIGHLINE COMMUNITY COLLEGE	249	1200	780	2229	1629	2970	07/15
* LOWER COLUMBIA COLLEGE	273	1175	885	2333	1633	2033	
NORTH SEATTLE COMMUNITY COLLEGE	225	1200	780	2205	1605	2940	
* NORTHWEST COLLEGE	1073	805	605	2483	2983		
OLYMPIC COLLEGE	240	1075	860	2184	1569		06/01
* PACIFIC LUTHERAN UNIVERSITY	1950	1030	620	3600	3300	4600	02/01
PENINSULA COLLEGE	249	1075	860	2184	1569		
* SAINT MARTINS COLLEGE	1480	1030	550	3060	3160	3500	
* SEATTLE CENTRAL COMMUNITY COLLEGE	225	1100	730	2055	1555		
* SEATTLE PACIFIC COLLEGE	1770	966	450	3186	2820		
SEATTLE UNIVERSITY	1695	1025	550	3270	3025		02/15

NAME OF INSTITUTION	RESIDENT TUITION AND FEES	RESIDENT ROOM AND BOARD	RESIDENT OTHER EXPENSES	RESIDENT TOTAL BUDGET	COMMUTER TOTAL BUDGET	12-MONTH SELF-SUPPORTING BUDGET	OPTIMUM PCS FILING DATE
SHORELINE COMMUNITY COLLEGE	270	1200	780	2250	1650	3000	
SKAGIT VALLEY COLLEGE	249	996	690	1935	1570		
SPOKANE COMMUNITY COLLEGE	249	950	550	1749	1449	2331	03/15
SPOKANE FALLS COMMUNITY COLLEGE	249	950	550	1749	1449	2331	03/15
* SULLIPICAN SEMINARY OF THE NORTHWEST	870	1200	550	2620			
TACOMA COMMUNITY COLLEGE	250	1100	850	2200	1550		08/15
UNIVERSITY OF PUGET SOUND	2160	1000	900	4060	3560	5570	03/01
UNIVERSITY OF WASHINGTON SEATTLE	564	1100	786	2450	1800		02/01
WALLA WALLA COLLEGE	2040	1000	600	3640	3290		06/01
* WALLA WALLA COMMUNITY COLLEGE	249	900	340	1489	1239		
WASHINGTON STATE UNIVERSITY	564	1100	786	2450		3380	02/01
WENATCHEE VALLEY COLLEGE	250	1020	650	1920	1450	3259	04/15
WESTERN WASHINGTON STATE COLLEGE	500	1000	600	2100	1200	2775	
* WHITMAN COLLEGE	2080	930	500	3510	3310		
WHITWORTH COLLEGE	2065	975	600	3640	3240	4450	01/15
YAKIMA VALLEY COLLEGE	250	150	550	1950	1450		
WEST VIRGINIA							
* ALDERSON BROADBODD COLLEGE	1732	918	300	2950	1932	4200	
BECKLEY COLLEGE	640	900	300	1840	1320		03/01
BETHANY COLLEGE BETHANY	2475	1200	375	4050	3525	4450	05/01
BLUEFIELD STATE COLLEGE	240	800	400	1440		1800	
CONCORD COLLEGE ATHENS	240	1000	600	1840	890	2830	02/15
* DAVIS AND ELKINS COLLEGE	2100	1150	450	3700	3550		
* FAIRMONT STATE COLLEGE	230	920	700	1850	1480		
* GREENBRIER COLLEGE	1600	1200	125	2925	250		
MARSHALL UNIVERSITY	282	1132	736	2150	1300	2650	02/01
MORRIS HARVEY COLLEGE	870	1030	300	2200	1800		



NAME OF INSTITUTION	RESIDENT TUITION AND FEES	RESIDENT ROOM AND BOARD	RESIDENT OTHER EXPENSES	RESIDENT TOTAL BUDGET	COMPUTER TOTAL BUDGET	12-MONTH SELF-SUPPORTING BUDGET	OPTIMUM PCS FILING DATE
OHIO VALLEY COLLEGE INC	1100	878	600	2578	2000	3100	09/01
PARKERSBURG COMMUNITY COLLEGE	350	900	950	2200	1500	2630	
* PUTOMAC STATE COLLEGE	266	880	300	1446	966		
SAINT MARYS HOSPITAL HUNTINGTON	383	656	780	1819	2119		05/01
SALEM COLLEGE SALEM	1516	946	650	3112	3166	3957	07/31
SHEPHERD COLLEGE	282	995	523	1800	1400	2660	04/15
* WEST LIBERTY STATE COLLEGE	250	1100	550	1900	1200		
WEST VIRGINIA INSTITUTE CF TECHNOLOGY	260	1000	540	1500	1300	2400	06/30
WEST VIRGINIA NORTHERN COMMUNITY COLLEGE	270	1266	644	2180	1760	3400	08/30
WEST VIRGINIA STATE COLLEGE	250	1030	580	1860	1580		03/15
WEST VIRGINIA UNIV MORGANTOWN	310	1260	680	2250	1650	3340	04/01
* WEST VIRGINIA WESLEYAN COLLEGE	1650	1100	750	3500	2900		
WHEELING COLLEGE	1730	1270	600	3600	2600	3600	08/15
WISCONSIN							
* ADVTECH	33	900	747	1680	1280		
ALVERNO COLLEGE	1400	900		3300	3050		
BELJIT COLLEGE	3420	1020	550	4990	4470		03/01
CARDINAL STRITCH COLLEGE	1250	1000	350	2600	2000		03/10
CARROLL COLLEGE WAUKESHA	2380	1060	500	3940	3640		03/01
CARTHAGE COLLEGE	2150	950	560	3660	3260		
CUNCORDIA COLLEGE MILWAUKEE	1170	990	600	2760	2760		03/15
* DISTRICT ONE TECHNICAL INSTITUTE	100	1000	400	1500	1150		
* DOMINICAN COLLEGE RACINE	1609	1175	550	3334	2754	2370	
* EDGEWOOD COLLEGE	1400	1030	550	2950	2550		
GATEWAY TECHNICAL INSTITUTE KENOSHA	50	950	800	1800	1800		04/15
HOLY FAMILY HOSPITAL SCHUCL OF NURSING	1195	760	514	2469	2374		
LAKELAND COLLEGE	2030	1120	450	3600	2930	4700	02/15

NAME OF INSTITUTION	RESIDENT TUITION AND FEES	RESIDENT ROOM AND BOARD	RESIDENT OTHER EXPENSES	RESIDENT TOTAL BUDGET	COMPUTER TOTAL BUDGET	12-MONTH SELF-SUPPORTING BUDGET	OPTIMUM PGS FILING DATE
LAKESHORE TECHNICAL INSTITUTE MANITOWOC	100	900	650	1650	1200		
LAKESHORE TECHNICAL INSTITUTE SHEBOYGAN	100	900	650	1650	1200		
LAWRENCE UNIVERSITY	2810	1030	500	4340	3940		
* LAYTON SCHOOL OF ART AND DESIGN					3600		
MADISON AREA TECHNICAL COLLEGE	150	1200	600	1950	1400	2350	
MADISON BUSINESS COLLEGE	875	1000	600	2475	1575	3000	
MARIAN COLLEGE OF FOND DU LAC	1060	950	620	2630	2280	1932	04/01
MARQUETTE UNIVERSITY	2050	1250	650	3950	3300	2250	02/01
* METHODIST HOSPITAL MADISON	660	825	550	2035	1290		
MID STATE TECHNICAL INSTITUTE WIS RAPIDS	70	900	780	1750	1450		
MILTON COLLEGE	1780	1000	620	3400	2930	2680	06/15
MILWAUKEE AREA TECHNICAL COLLEGE MILWAUK	650	11150	850	2650	2100	2250	03/15
* MILWAUKEE SCHOOL OF ENGINEERING	1800	1050	650	3500	2650		
MORAIN PARK TECHNICAL INST FOND DU LAC	40	760	700	1500	1400	2200	04/01
* MOUNT MARY COLLEGE	1200	1100	530	2830	2730		
* MOUNT SENARIO COLLEGE	1650	950	725	3325	2875	3875	
NICOLET COLLEGE AND TECHNICAL INST	260	1000	475	1735	1170		09/15
* NORTH CENTRAL TECHNICAL INST WAUSAU	70	950	650	1670	1200		
NORTHEASTERN WISCONSIN TECHNICAL INST	135	650	790	1575	2025		
NORTHLAND COLLEGE	1988	900	800	3688	3188		05/15
* NORTHWESTERN COLLEGE WATERTOWN	513	450	150	1113	613		
RIPON COLLEGE	2685	1028	450	4163	3735	4963	03/01
SAINTE FRANCIS DE SALES COLLEGE	800	700	580	2080			03/15
SAINTE LUKES HOSPITAL RACINE	790	1200	800	2790	2290		02/15
SAINTE NORBERT COLLEGE	1990	900	500	3390	2590	3840	05/30
SILVER LAKE COLLEGE	1050	600	800	2450	1850		02/15
SPENCERIAN COLLEGE OF BUSINESS	1000	870	550	2420	1950	3630	02/15
UNIVERSITY OF WISCONSIN STOUT	565	1035	500	2100	1750	2200	02/15

NAME OF INSTITUTION	RESIDENT TUITION AND FEES	RESIDENT ROOM AND BOARD	RESIDENT OTHER EXPENSES	RESIDENT TOTAL BUDGET	COMPUTER TOTAL BUDGET	12-MONTH SELF-SUPPORTING BUDGET	OPTIMUM PCS FILING DATE
* UNIVERSITY OF WISCONSIN BARRON COUNTY	515	900	585	2000	1700	2500	
UNIVERSITY OF WISCONSIN CENTER SYSTEM	500	1000	600	2100	1700		03/01
UNIVERSITY OF WISCONSIN EAU CLAIRE	550	1000	550	2100	1750		04/01
UNIVERSITY OF WISCONSIN FCND DU LAC	514	1050	680	2244	1764		02/15
UNIVERSITY OF WISCONSIN GREEN BAY	560	1150	640	2350	1700		03/01
UNIVERSITY OF WISCONSIN LA CROSSE	550	975	575	2100	1750	2220	
UNIVERSITY OF WISCONSIN MADISON	600	1300	610	2510	1695		03/01
UNIVERSITY OF WISCONSIN MILWAUKEE	600	1350	650	2600	2000		
UNIVERSITY OF WISCONSIN OSHKOSH	550	1050	500	2100	1750		03/01
UNIVERSITY OF WISCONSIN PARKSIDE	560	1260	770	2590	1850	3680	03/01
UNIVERSITY OF WISCONSIN PLATTEVILLE	580	1010	510	2100	1750	3000	02/15
* UNIVERSITY OF WISCONSIN RICHLAND	550	1000	450	2000	1700		
UNIVERSITY OF WISCONSIN RIVER FALLS	600	1050	450	2100	1750		07/15
UNIVERSITY OF WISCONSIN STEVENS POINT	600	950	550	2100	1750		03/01
UNIVERSITY OF WISCONSIN SUPERIOR	580	1000	620	2200	1900	3395	04/15
UNIVERSITY OF WISCONSIN WHITEWATER							
VITERBO COLLEGE	1550	1030	650	3230	3010	3023	
WAUKESHA TECHNICAL INSTITUTE	60	1200	840	2100	1450		08/01
WESTERN WISCONSIN TECHNICAL INSTITUTE	75	900	625	1600	1200		
* WISCONSIN COLLEGE CONSERVATORY	1320	600	510	2430	3655		
WISCONSIN INDIANHEAD TECH INST ASHLAND	120	855	675	1650	1650		
WYOMING							
CASPER COLLEGE	220	850	630	1700	1300	2700	05/01
CENTRAL WYOMING COLLEGE	280	900	550	1830	2030	2130	
EASTERN WYOMING COLLEGE	240	880	70	2190	1550	3600	04/01
* LARAMIE COUNTY COMMUNITY COLLEGE	310	1215	800	2325	2220		
NORTHWEST COMMUNITY COLLEGE	304	850	650	1804	1404	2350	

NAME OF INSTITUTION	RESIDENT TUITION AND FEES	RESIDENT ROOM AND BOARD	RESIDENT OTHER EXPENSES	RESIDENT TOTAL BUDGET	COMPUTER TOTAL BUDGET	12-MONTH SELF-SUPPORTING BUDGET	OPTIMUM PCS FILING DATE
UNIVERSITY OF WYOMING	410	1250	690	2350	1800	2350	01/15
WESTERN WYOMING COLLEGE	250	900	750	1900	1300	2000	04/01
WYOMING TECHNICAL INSTITUTE	1590	670	240	2900			
GUAM							
UNIVERSITY OF GUAM	60	1700	775	2535	2535	2815	08/23
PUERTO RICO							
* INTER AMERICAN UNIVERSITY SAN GERMAN	1010	850	400	2260	1810		
* PUERTO RICO JUNIOR COLLEGE	800		125	925	1805	4	
UNIVERSITY OF PUERTO RICO EAYAMON					2300		03/01
* UNIVERSITY OF PUERTO RICO HUMACAD	167	560	200	927	567		
* UNIVERSITY OF PUERTO RICO RIO PIEDRAS	143	693	385	1221	800		
VIRGIN ISLANDS							
* COLLEGE OF THE VIRGIN ISLANDS	275	1000	550	1825	1625		