

DOCUMENT RESUME

ED 083 863

FL 004 406

AUTHOR Griem, Peggy; Wilson, Margaret
TITLE English as a Second Language: Unit on
Prepositions.
INSTITUTION Milwaukee Public Schools, Wis.
SPONS AGENCY Office of Education (DHEW), Washington, D.C.
PUB DATE 69
NOTE 29p.
EDRS PRICE MF-\$0.65 HC-\$3.29
DESCRIPTORS Audiovisual Aids; Elementary Grades; *English (Second
Language); *Function Words; *Instructional Materials;
Language Ability; *Language Tests; Language Usage;
Listening Comprehension; Sentence Structure;
Sequential Learning; Speech Skills; *Teaching
Techniques; Textbooks; Vocabulary Development;
Writing Skills

ABSTRACT

This unit is intended to help teach and test the prepositions outlined in the "English as a Second Language Guide" of the Milwaukee Public Schools. The text is sequenced to develop listening and understanding skills first, then speaking and writing skills, and finally reading comprehension without visual clues. Review and testing sections are included. (DD)

ED 083863

ENGLISH AS A SECOND LANGUAGE

UNIT ON PREPOSITIONS



milwaukee public schools

1969

U.S. DEPARTMENT OF HEALTH,
EDUCATION & WELFARE
NATIONAL INSTITUTE OF
EDUCATION

THIS DOCUMENT HAS BEEN REPRODUCED EXACTLY AS RECEIVED FROM THE PERSON OR ORGANIZATION ORIGINATING IT. POINTS OF VIEW OR OPINIONS STATED DO NOT NECESSARILY REPRESENT OFFICIAL NATIONAL INSTITUTE OF EDUCATION POSITION OR POLICY.

FL004 406

FILMED FROM BEST AVAILABLE COPY

DEVELOPED WITH ESEA, TITLE I FUNDS

ACKNOWLEDGMENT

This unit has been prepared by Peggy Griem and Margaret Wilson, teachers in the English as a Second Language program. Acknowledgement is also made to Ralph Cieslik for the art work.

Anthony Gradisnik, Coordinator
Foreign Languages

Frisby D. Smith, Executive Director
Department of Elementary and Secondary Education

Bernard J. Weiss, Assistant Superintendent
Division of Curriculum and Instruction

Dwight Teel, Deputy Superintendent of Schools

Richard P. Gousha, Superintendent of Schools

INTRODUCTION

ENGLISH AS A SECOND LANGUAGE

MILWAUKEE PUBLIC SCHOOLS

Unit on Prepositions

This unit has been prepared for the teachers of the English as a Second Language program. Its aim is to help teach and test extensively the prepositions outlined in our English As A Second Language guide.

This unit has many possibilities and need not be used in sequence. We have tried only to suggest ways the separate pages might be used. Each teacher may adopt the unit or only parts of the unit to suit her particular students' needs. The pages may be used simply as worksheets or as a means to testing the students' ability. The oral potential is vast. We've tried to incorporate as much of the vocabulary listed in our guide as possible. (Ex. occupations, classroom objects, etc.) We've also tried to include various structural formations stressed in the guide. (Ex. singular, plural, negatives, questions, etc.)

The first nine pages introduce each preposition separately. The pages are intended to illustrate plainly the teachers' model sentences. The teachers can find the model sentences on pages 10 and 11. After comprehension is achieved in listening and understanding, the student should begin to speak the model sentences.

Pages 10 and 11 introduce and eventually test the reading comprehension of the students. After the students are able to read the sentences without visual clues, they may begin to copy the sentences. The teacher could have the students copy the sentences next to the typewritten models and then write the sentences again under the appropriate pictures on the first nine pages.

Page 12 is a review of the target prepositions. The teacher might have the students describe each individual picture using the designated preposition. The student might also be asked to write a sentence about each picture using the prepositions.

Page 13 and 14 can be administered as the first real test to evaluate the students' understanding, reading, and writing. Two pictures, with a question typed at the top of each picture, have been selected from each of the introductory nine pages. The students are to write in the correct answer. The same pictures are repeated on pages 15 and 16. This time the correct answer is given and the students are expected to write in the appropriate question.

Pages 17 and 18 were designed for the elementary school child in mind. They are meant to test only their knowledge of the prepositions. Pictures and sentences are given omitting only the prepositions.

Page 19 utilizes the "or" type question in drilling on prepositions. The student must decide between two choices that are given. The student must write the answer.

Page 20 repeats the same picture sequence, but asks a question requiring a "yes" or "no" answer. The students should write short answers such as "Yes, it is." or "No, it isn't." The more advanced students might write, "Yes, it is. It is on the table."

Page 21 uses the same picture sequence. Space is left at the right of each picture in order that the student may write the question and answer it.

Pages 22 and 23 are devoted to drilling the use of two prepositions in one sentence. Page 22 is designed mainly to be used in oral mastery. The model sentences to be used in correlation with page 22 are:

1. The book is on the chair in the corner.
2. Mary is in the car behind the bus.
3. The ball is on the chair next to the table.
4. I live in Milwaukee on 28th Street.
5. We live over the laundry next to the movie theater.
6. Peter sits in front of Kay and next to Joan.
7. The clock is over the blackboard next to the flag.
8. Bob is standing on the porch between the girls.

Page 23 requires that the students write the answer to the question using two prepositions.

The last page, page 24, is intended to be an advanced test of the students' versatility with the prepositions. In the first section they must choose the correct preposition. In the second section they must create a sentence of their own using each preposition in the correct context.


The following is a list of books you may refer to for additional exercises related to prepositions:

- English Step by Step With Pictures, p. 65
- English This Way. Book 3, p. 35
- Graded Exercises in English, p. 47
- Learning to Use English, p. 43, 52, 62, 65, 133
- American Folktales, p. 30-32



Peggy Griem

Margaret Wilson


1



2




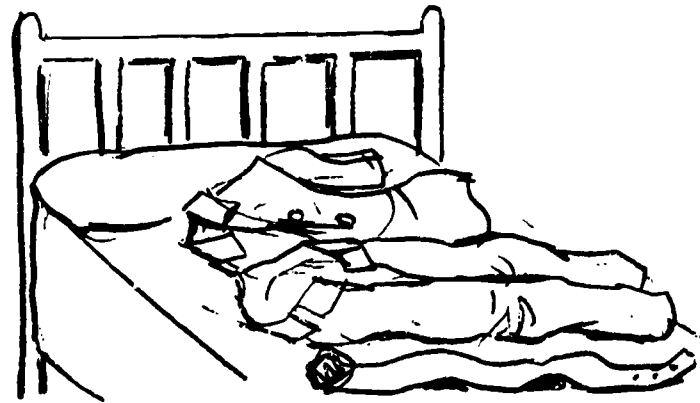
4



5




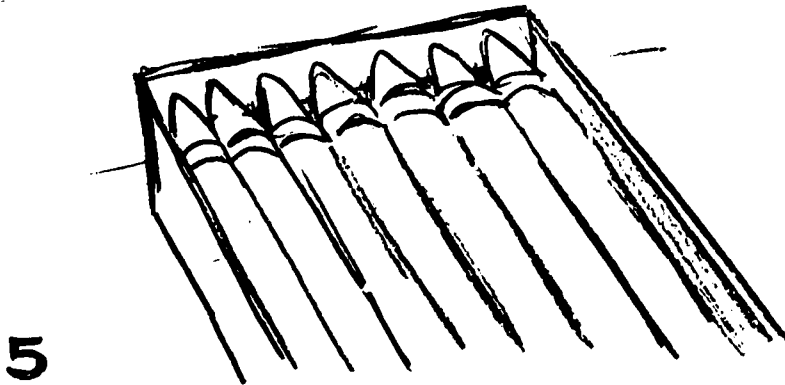






6




8







1




2




3




4



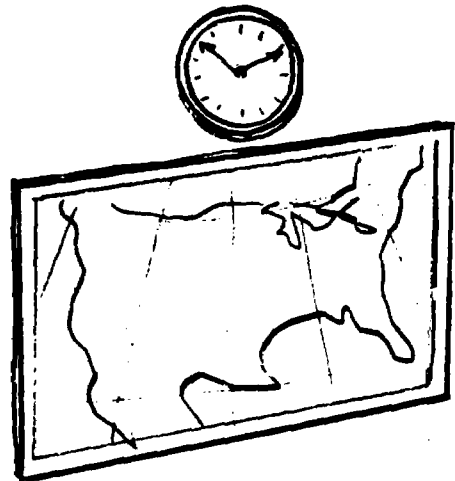
5



6











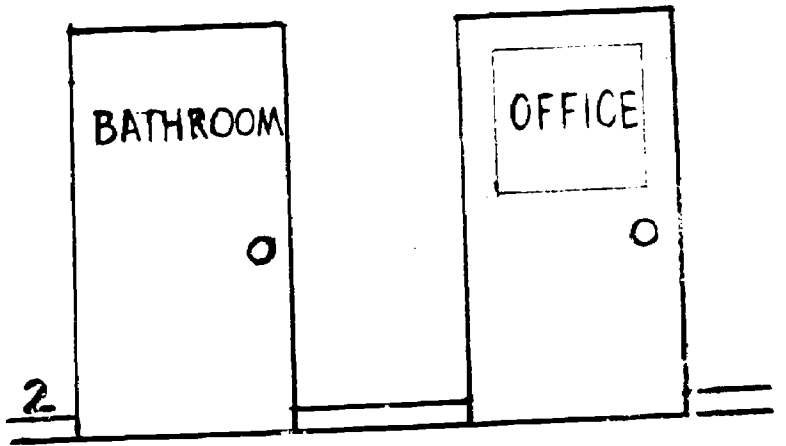

7




8

5






1



2




3




4



5




6









7



8







1-2-3-4-5-6-7-8-9


2



4




6




5




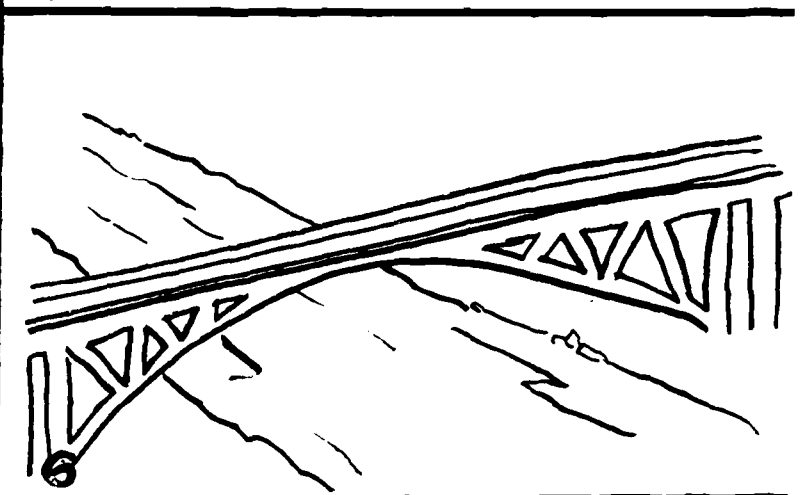


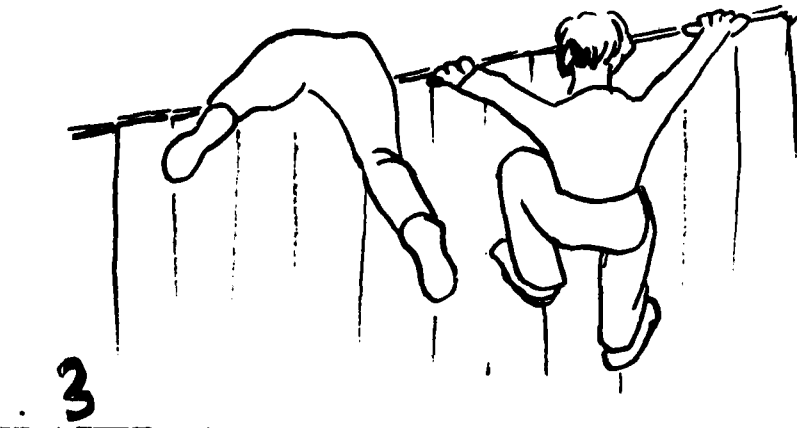


6



7



8



8

$$\begin{array}{r} 2 \\ \times 5 \\ \hline 10 \end{array}$$

PREPOSITIONS

"TO"

1. The teacher is going to school.
2. The boys are going to the park.
3. Mary is going to the dentist.
4. We are going to Chicago.
5. John is going to church.
6. They are going to the movie.
7. He is writing a letter to his friend.
8. He is talking to the teacher.

"NEXT TO"

1. The lamp is next to the chair.
2. The bathroom is next to the office.
3. David sits next to Tony.
4. The car is next to the truck.
5. My house is next to the park.
6. The ruler is next to the book.
7. The bank is next to the restaurant.
8. I live next to my grandfather.

"BEHIND"

1. Mary is behind Susan.
2. Tony sits behind Helen.
3. The secretary is behind the desk.
4. We live behind the store.
5. The car is behind the bus.
6. The truck is behind the car.
7. The dog is behind the door.
8. The garage is behind the house.

"ON"

1. The book is on the table.
2. The purse is on the chair.
3. I live on 38th Street.
4. The flowers are on the T.V.
5. The shoes are on the floor.
6. The clothes are on the bed.
7. The girls are talking on the phone.
8. The clock is on the wall.

"IN"

1. The policeman is in the car.
2. The principal is in the office.
3. The students are in the classroom.
4. The coats are in the closet.
5. The crayons are in the box.
6. The dogs are in the street.
7. I live in Milwaukee.
8. The boy is in the fourth grade.

"UNDER"

1. The ball is under the bed.
2. The cat is under the table.
3. The boys are under the tree.
4. The girl is under the umbrella.
5. The X is under the box.
6. The mechanic is under the car.
7. The pencils are under the notebook.
8. The map is under the clock.

"IN FRONT OF"







1. The car is in front of the house.
2. The church is in front of the school.
3. The boy sits in front of the girl.
4. The girls are in front of the tree.
5. The flag is in front of the post office.
6. The little boy is in front of the wagon.
7. Dick is in front of Jane and Jane is in front of Sue.
8. The teacher is in front of the class.

"BETWEEN"


1. The drugstore is between the bakery and the bookstore.
2. The number 6 is between 5 and 7.
3. The little house is between the big houses.
4. The farmer is between the house and the barn.
5. The ruler is between the book and the notebook.
6. The hospital is between Wisconsin Avenue and Wells Street.
7. I get up between 7:00 and 7:30.
8. The table is between the stove and the refrigerator.

"OVER"

1. The clock is over the blackboard.
2. Chang lives over the laundry.
3. The boys are climbing over the fence.
4. The bus is going over the hill.
5. The airplane is flying over the house.
6. The bridge is over the river.
7. The picture is over the piano.
8. The 2 is over the 5.




1. Where are the boys?




1. _____

2. Where is the toilet?




2. _____

3. Where is the bathroom?




3. _____

4. Where are they going?




4. _____

5. Where does Tony sit?



5. _____

6. Where is the book?



6. _____

7. Where does Chang live?



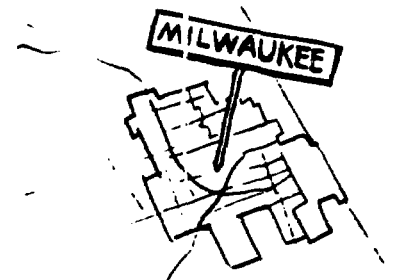
7. _____

8. Where is the teacher?




8. _____

9. Where do you live?




9. _____

1. Where does David sit?




1. _____

2. Where are the flowers?




2. _____

3. Where are the students?



3. _____

4. Where is the flag?



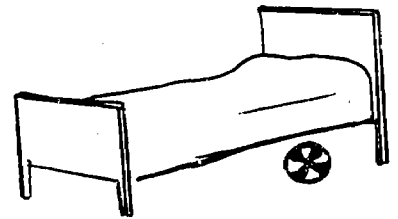
4. _____

5. Where is she going?



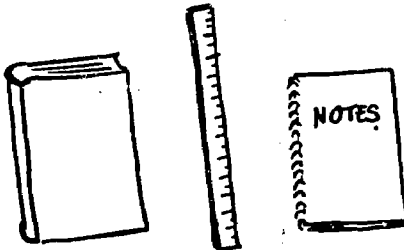
5. _____

6. Where is the ball?




6. _____

7. Where is the ruler?



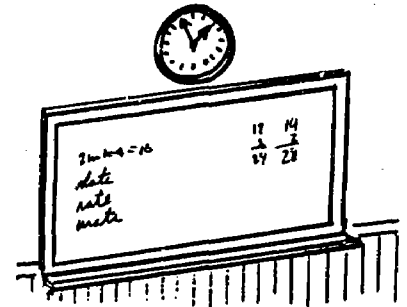
7. _____

8. Where is Mary?




8. _____

9. Where is the clock?




9. _____

1. _____



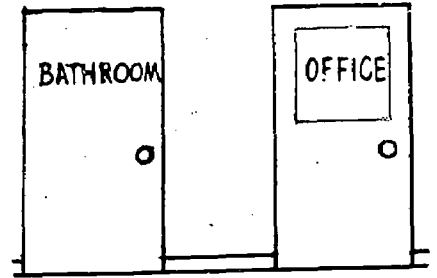
1. The boys are under the tree.

2. _____




2. The table is between the stove and the refrigerator.

3. _____




3. The bathroom is next to the office.

4. _____




4. They are going to the movie.

5. _____



5. Tony sits behind Helen.

6. _____



6. The book is on the table.

7. _____



7. Chang lives over the laundry.

8. _____




8. The teacher is in front of the class.

9. _____




9. I live in Milwaukee.

1. _____




1. David sits next to Tony.

2. _____




2. The flowers are on the television.

3. _____




3. The students are in the classroom.

4. _____




4. The flag is in front of the post office.

5. _____




5. She is going to the dentist.

6. _____




6. The ball is under the bed.

7. _____



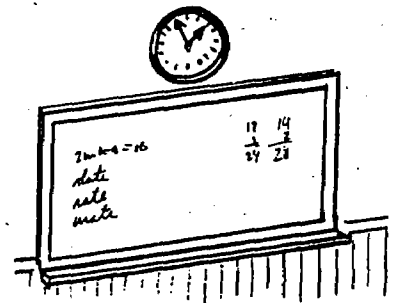
7. The ruler is between the book and the notebook.

8. _____




8. Mary is behind Susan.

9. _____




9. The clock is over the blackboard.




1. The garage is _____ the house.



2. I live _____ Milwaukee.



3. The picture is _____ the piano.




4. The car is _____ the house.




5. We are going _____ Chicago.



6. The policeman is _____ his car.




1. I live _____ 38th St.



2. The girls are talking _____ the phone.




3. The hospital is _____ Wisconsin Ave. and Wells St.




4. The clock is _____ the map.




5. The church is _____ the school.



6. The lamp is _____ the chair.




1 Is the book on the table or under it?




2 Is the ball next to the chair or behind it?




3 Are the boys in the house or in front of it?




4 Is the picture over the chair or between the chair and the sofa?




5 Is she walking to church or between the church and the school?



6 Is the 5 between the 8 and the 3 or next to the 7?




1 Is the book on the table?




2 Is the ball next to the chair?




3 Are the boys in the house?




4 Is the picture over the chair?




5 Is she walking to church?



6 Is the 5 between the 8 and the 3?




1



2




3






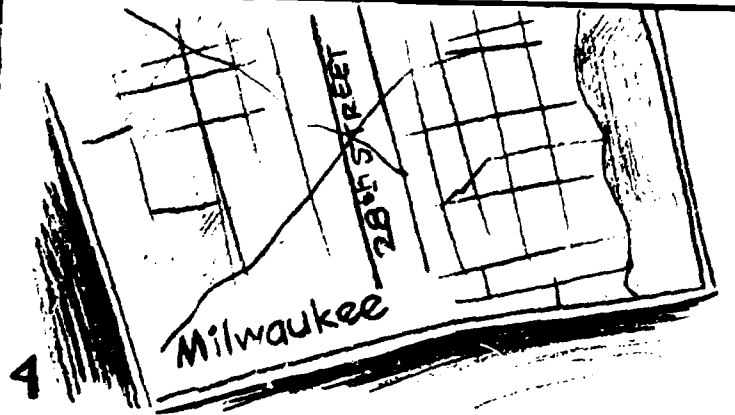



4



5

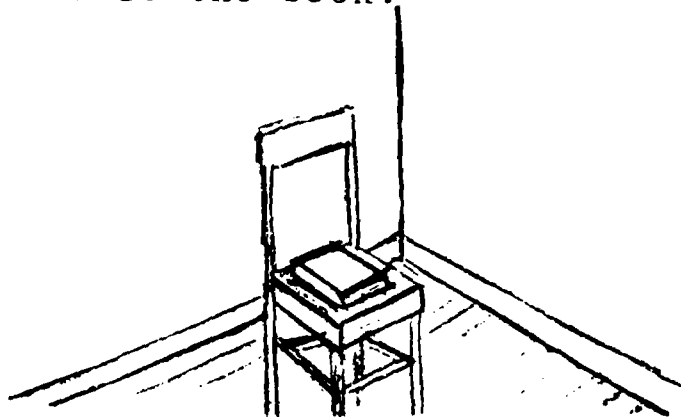


6




Where is the book?

1




Where is Tom?

2




Where is the ball?

3



Where do you live?

4




Where do the girls live?

5




Where does Peter sit?

6




Where is the clock?

7



Where is Bob standing?

8



I. Choose the correct preposition:

1. I live (on, in) _____ State Street.
2. The bank is (next to, between) _____ the restaurant.
3. The boys are climbing (to, over) _____ the fence.
4. Our garage is (behind, in) _____ our house.
5. The flag is (in front of, to) _____ the post office.
6. Peggy and John live (in, at) _____ Milwaukee.
7. The bridge is (under, over) _____ the river.
8. I get up (between, next to) _____ 7:00 and 7:30.
9. We are going (at, to) _____ New York.
10. I was born (in, on) _____ July 25.

II. Write a new sentence using the following prepositions.

1. to —
2. in —
3. under —
4. next to —
5. on —
6. in front of —
7. behind —
8. between —
9. over —