

DOCUMENT RESUME

ED 083 512

CG 008 390

AUTHOR Kelly, Julia; Gaújot, Carol
TITLE Career Awareness Program; Fruth Elementary School.
INSTITUTION Kanawha County Schools, Charleston, W. Va.
PUB DATE 73
NOTE 70p.

EDRS PRICE MF-\$0.65 HC-\$3.29
DESCRIPTORS *Career Education; *Career Planning; *Careers;
Curriculum Development; Curriculum Guides; Elementary
Schools; *Vocational Development; *Vocational
Education

ABSTRACT

This is a report of a career education program, first conceived through a school assembly and initiated at Fruth Elementary School in grades K-6. The format used by the teachers correlates a phase of the world of work with regular school work. Some students and teachers from the Career Education Tech. Center participate in this program as do several agencies. Areas of concentration by grade level are as follows: K-family workers; G1-community helpers; G2-store workers and workers with whom we come in contact; G3-hospital workers; G3 and 4-coal, chemical and food industries; G4-city workers; G5-banking careers; G6-radio and T.V. industry; and Spec. Ed.-construction workers. Tours and special career day events are also part of the total program. To culminate and terminate the Career Education Program K-6, an assembly for the school is planned at which time a slide documentary of the past career education programs will be shown. (Author/WSK)

ED 063512

CAREER AWARENESS PROGRAM
FRUTH ELEMENTARY SCHOOL

1972-73

U S DEPARTMENT OF HEALTH,
EDUCATION & WELFARE
NATIONAL INSTITUTE OF
EDUCATION
THIS DOCUMENT HAS BEEN REPRO-
DUCED EXACTLY AS RECEIVED FROM
THE PERSON OR ORGANIZATION ORIGIN-
ATING IT. POINTS OF VIEW OR OPINIONS
STATED DO NOT NECESSARILY REPRESENT
OFFICIAL NATIONAL INSTITUTE OF
EDUCATION POSITION OR POLICY.

KANAWHA COUNTY SCHOOLS
CHARLESTON, WEST VIRGINIA

Prepared by

Julia Kelly, Project CARE Counselor
Carol Gaujot, Fruth School Counselor

FILMED FROM BEST AVAILABLE COPY

TABLE OF CONTENTS

Summary of Program	1
Initial Program - Kick-Off	2
Poster Contest	3
Sample Units - Project Voice Models	5
Completed Write Ups of Activities in Individual Classes.	7
Career Day Materials	27
Newspaper Articles	39
Tours	43
Helpful Materials Used	48
Bibliography	62

January 8, 1973

CAREER AWARENESS PROGRAM

Welcome--Remarks	Doug Forth, Care Counselor
Parents At Work	Slide Program Carol Gaujot
Work Songs:	
Down At the Station	Mrs. Casey's 3rd Level
Good Morning Ladies All	Students
Sandy Land	(featuring Aaron Meeks on the organ)
"I Want to Be"	
Fireman	Ralph Clark
Baseball Player	Tony Jennings
Cowboy	Alonso Dawson
Doctor	John Coleman
Clown	Adam Whitten
Zoo Keeper	James Bradley
Farmer	Greg Truslow
Actor	James Singleton
Mechanic	David Jones
President	Tina Collier
Musical Bells:	
Get Along Little Dogies	Mrs. Harper's 4th Level
Lean On Me	Students
	base marimba - Charles Humbles
	blocks - John Ernest & Tim Brown
Closing--Remarks	Mrs. Mary Snow Principal
Photography Team:	
	Latanya Breckinridge
	Jennifer Dolin
	Jeannie McKinney
	John Marone
	Brian Warren
	Macel Woods

January 1973

SUMMARY
OF
PROJECTED PROGRAM

Career Program
Fruth Elementary K-6

Julia Kelly, Counselor

A Career Education Program has been initiated at Fruth Elementary School in grades K-6. Ten of twelve teachers are implementing this program in their classrooms. The Project Care counselor and the regular counselor are implementing this program in the 2nd and 6th grades.

The program was started by a school assembly. The format that teachers will be using is correlating a phase of the world of work with their regular school work.

Some students and teachers from the Career Education Tech Center are being utilized in support of this program as well as several agencies.

Areas of concentration for different grade levels are:

- K - Family workers
- 1 - Community Helpers
- 2 - Store workers and workers with whom we come in contact
- 3 - Hospital workers
- 3&4 - Coal-Chemical-Food Industries
- 4 - City workers
- 5 - Banking careers
- 6 - Radio and T. V. Industry
- Sp. Ed. - Construction Workers

Tours and special career day events will be part of the total program.

To culminate and terminate the Career Education Program K-6 - an assembly for the school is planned at which time a slide documentary of the past career education programs will be shown.

P O S T E R C O N T E S T

theme..... Careers
World of Work
I Want to Be

Grades..... 4-5-6

Judging by a special panel of judges on Thursday - January 18.

Prizes to be awarded for the top 3 posters. Posters will

be judged according to creativity and message brought

forth to the public.

"Poster Contest Finalists"

Mrs. Taylor

1. Tony Desper "Baker"
2. Dana Campbell "It Takes All Kinds of People"

Mrs. Harper

1. John Johnson "The Accident"
2. Teresa Hardman "The Patrol Lady"

Mrs. Phipps

1. Jane Bostic "Variety of Occupations"
2. Janet Boswell "Singer"
3. Carl Campbell "Mountain Climber"
4. Cheryl Coleman "Beautician"
5. Raymond Cyrus "Football Player"
6. Lawrence Cunningham "Peace Leader"
7. David Bennett "Basketball Player"
8. Marjorie Mayhew "Teenage Model"
9. Krona Sigmund "Babysitter"

Mrs. Williams

1. Doretha Cameron "Dancer"
2. Janet Miller "Teacher"
3. David Martin "Police Surgeon"
4. Rhonda Ward "A Beautician Makes Others Pretty"

All finalists will have their posters displayed in the hall on the first floor all of next week. 1st, 2nd, and 3rd prizes will be awarded next Friday.

Everyone who entered the contest did a fine job. It was difficult to choose the winners.

FRUTH CAREER PROGRAM

Mrs. Fletcher's Second Level

OBJECTIVE	EVALUATION	PROCEDURE	MATERIAL & RESOURCES	PREDICTED OUTCOME
<p>1. To give the 2nd grade students an appreciation for and an awareness of the careers of persons with whom they have much contact</p>	<p>Pre-Test <u>Group activity</u> students will name different careers or workers we know.</p> <p>Post Test</p> <p><u>Group Activity</u> students will name different workers we know</p>	<p>1. Role Play-different jobs</p> <p>2. Brain storming</p> <p>3. Draw self portraits Costume them in "What I Want to Be"</p>	<p>1. Tapes-Riddles <u>What am I?</u></p> <p>2. Film strip <u>Working Together</u></p> <p>3. Book- <u>Mommy's at Work</u></p> <p>4. Open Court Pictures on Jobs</p>	<p>The student will be able to name the various jobs of persons with whom they come in contact and expl. their function</p>

Mrs. Williams, Sixth Level

OBJECTIVE	EVALUATION	PROCEDURE	MATERIAL & RESOURCES	PREDICTED OUTCOME
<p>To give 6th grade students an awareness of careers connected with TV and radio industry</p>	<p>Pre - Post</p> <ol style="list-style-type: none"> 1. List careers in radio and TV <p>Post</p> <ol style="list-style-type: none"> 2. List 15 careers in radio and TV 3. Production of one hour TV program 	<ol style="list-style-type: none"> 1. Brainstormed careers connected with TV industry 2. Pantomime different careers in general 3. Video tape by Roy Brown--overview of producing TV program 4. Acting out TV commercials 5. Students will write own script for TV programs <ol style="list-style-type: none"> a. News Sports Weather School Fashions b. Talent show c. What's My Line panel d. Commercials 6. Students will assume various jobs in TV production e.g. <ol style="list-style-type: none"> a. cameraman b. M. C. c. Script writer d. Actors e. Director 	<ol style="list-style-type: none"> 1. Roy Brown, media specialist, Carver 2. Filmstrip, Singer (SVE) - television workers 3. Audiovisual club students at Thomas Jefferson 4. Carver Career Technical School equipment and personnel 	<ol style="list-style-type: none"> 1. Students will be able to produce a TV program with help of media specialist at career school 2. Students will be able to name and perform various jobs connected with producing a TV program.

KINDERGARTEN
Ms. Murray

CITY WORKERS

Projects

Construction of a miniature village of construction paper.
Workers (24) - straw puppets or clothes pin puppets inserted in sandbox village.

Buildings (30)

- | | |
|----------------------|-----------------|
| 1. School | 10. Beauty |
| 2. Bank | 11. Barber |
| 3. Church | 12. Men's Store |
| 4. Garage | 13. Bakery |
| 5. Hospital | 14. Hardware |
| 6. Library | 15. Drug |
| 7. Telephone Company | 16. Parking Lot |
| 8. Water Company | 17. Post Office |
| 9. Electric Company | |

Activities and Learning Skills

1. Identification of words--Ex.: Pilot, what he does.
2. Bought imaginary food at supermarket.
3. Bought stamps with pretend money and mailed a letter at Fruthville Post Office.

Resource Persons and Materials

1. Mailman
2. SVE Films
 - a. Community Workers
 - b. Family Helpers
 - c. Supermarket
3. SVE Teaching Pictures

Field Trips

1. Visited Jamie's Supermarket at Fruthville.
2. Visited Fruthville Post Office.

Remarks, Anecdotes

Unit was introduced when a child said to the teacher, "You have two cars." She answered, "Yes, I worked very hard to get a career so I could get enough money to earn two cars."

High Point

Each child made a village car.

FIRST LEVEL
Ms. Brown

COMMUNITY HELPERS

Activities and Learning Skills

1. Drew picture of fireman.
2. Bulletin board of policeman's duties.
3. Students role played mailman and delivered letters to each other.
4. Students addressed cards to each other and placed a message on the back.
5. Bought orange juice and cookies at Jamie's Market.
6. Planned menus and bought groceries for three meals from Jamie's Market.
7. Rigged up mail kits.

Resource Persons and Materials

1. Fireman - Rev. Gilmer
 - a. Told importance of job.
 - b. Explained purpose of uniform.
 - c. Stressed safety at home.
 - d. Campfire safety.
 - e. Dressed child in fireman's suit.
 - f. Told what to do in case of fire.
2. Postman
 - a. Stressed good handwriting.
3. SVE film - Transportation of Mail

Field Trips

1. Visited post office.
2. Bakery.
3. Jamie's Supermarket.

Remarks, Anecdotes

"Next year I would build the unit around a project such as Building a Community," Mrs. Brown.

Personal-Social Outcomes

1. Students were more aware of importance of others.
2. Interest in class work increased.

FIRST LEVEL

Ms. Hebb

COMMUNITY HELPERSActivities and Learning Skills

1. Discussions about different careers.
2. Hat display - identified workers by their hats.
3. Pantomimed roles and tools from Peabody Kit.
4. Made mailbags.
5. Wrote letters.
6. Coordinated music with careers from Silver Burdette Series.

Resource Persons and Materials

1. I Want To Be Books.
2. Mailman.
3. Fireman.

Field Trips

Bakery

SECOND LEVEL
Viola Cosby

STORE CAREERS
AND ALLIED OCCUPATIONS

Projects

Set up a grocery store with all types of food, cash register, produce department, fresh vegetables and fruits, meats, shopping carts, signs, etc. Policy was to please the customer.

Activities and Learning Skills

1. Students are more observant when shopping. They read labels to some extent.
2. Meal planning with proper foods.
3. Tasting parties
 - a. Dairy products
 - b. Fruits and vegetables
4. Students earned money by selling donuts, punch, pencils, orange juice and cookies from store. They contributed to cost of a well-planned breakfast to which two other classrooms were invited.
5. Used cash register.
6. Made change.
7. Used sign press.
8. Dressed mannequins.
9. Observed machine operations and packaging on trips.
10. Spelling included words related to store items.
11. Discrimination between types of meat and their animal origin.
12. Language arts activities
 - a. Thank-you notes
 - b. Invitations
 - c. Creative writing
 - d. Poetry
 - e. Rhyming words
13. Role played guessing game
14. Art
 - a. Drew fruits and vegetables
 - b. Drew supermarket helpers
15. Made up reasoning word problems.
16. Counted change.
17. Buying, selling, and advertising skills taught.
18. Role played different jobs:
 - a. Manager
 - b. Cashier
 - c. Stock boy
 - d. Guards
 - e. Custodians
19. Budget planning

SECOND LEVEL
STORE CAREERS
Continued

Resource Persons and Materials

1. Mrs. McIlwinney, Nutritionist, State Department
2. Mrs. Wood, County 4-H Extension Agent, prepared a breakfast
 - a. Orange juice
 - b. Bacon
 - c. Rolls
 - d. Cheese
 - e. Scrambled eggs
 - f. Jelly
3. Mr. Gilmer, Fireman, told about
 - a. Fire prevention in stores
 - b. How to keep exits clear
 - c. Keeping buggies and other items out of way
4. Mr. Waybright, Rose City Cafeteria
5. Mr. Miller, Postman, talked about signs and the importance of good printing.
6. Krogers furnished carts, cash registers, check-out counter, posters, and food stamper.
7. Montgomery Wards furnished meat models.
8. General Electric Company furnished pictures.
9. Parents and students furnished foam rubber and wax wrappers for bread, empty cans, cartons, and plastic fruits.

Field Trips

1. Carver Career and Technical Education Center's Distributive Education Class.
2. Garnet Adult Education Center's Distributive Education Class.
3. Sunbeam Bakery.
4. Fruthville Post Office.
5. Fruthville Hospital.
6. SVE Teaching Pictures, Supermarket Workers.
7. SVE Films, Supermarket Workers and Dairy Workers.
8. Books
9. Film-How Bread is Made
10. Records of Work Songs.

Anecdotes and Remarks

1. The store was named after Jamie Singleton, a student in the class. He was selected by most votes since there were four Jamies in the classroom. It was called Jamie's Supermarket.
2. Interest for store created by question, "Have you ever gone to the store? Can you count change?"
3. Teacher: "R, an overly aggressive, anti-social student, was the proudest in the room and there was a marked improvement in his behavior."

SECOND LEVEL
STORE CAREERS
Continued

4. Teacher: "The student who was the store guard was withdrawn prior to holding this position. He also made the newspaper, Cornered by the Camera."
5. Teacher: "For next year I would teach the same unit. However, I would start earlier, involve more parents."
6. Teacher: "I now have a better idea of what can be done by correlating materials."
7. Teacher: "I have an awareness that community resources are available for the asking."
8. Teacher: "I have used more materials than I would have otherwise. It has been a help to me as well as students."

High Point

1. Using real money
2. Putting the store together
3. Grand opening to which parents and other classes were invited. Every 25th person received a prize.

Personal-Social Outcome

1. Students enjoy going to the store more now.
2. Appreciation for workers developed.
3. Cooperation expanded.
4. Positive behavioral changes observed.
 - a. Students work more diligently.
 - b. Everyone is anxious to contribute.
 - c. Each one assumes responsibility for doing his store related job.
5. More positive self-images and greater self-pride were created with published newspaper articles and pictures, slide presentation, and television program.

GRAND OPENING!

JAMIE'S SUPERMARKET

509 LEE STREET

FRUTHVILLE, W.VA.

(FRUTH SCHOOL)

FEBRUARY 27, 1973

SPECIALS

ORANGE JUICE 3¢

COOKIES 2¢

PENCILS 2¢

MAYOR MARY SNOW WILL CUT THE
RIBBON AT 9:30 A.M. DOOR PRIZES!

DOOR PRIZES!

SECOND LEVEL
Betty Fletcher

POST OFFICE CAREERS

Projects

1. Made post office front where stamps were bought, letters mailed, stamps canceled, etc.
2. Individual mailboxes were made of shoe boxes.
3. Large mailboxes were set up.

Activities and Learning Skills

1. Letter writing
2. Addressing envelopes
3. Studied zip codes. Why?
4. Maps
5. Services of post office
6. Studied history of flag
7. Canceled stamps
8. Drew flag
9. Role played post office workers
 - a. Postman
 - b. Clerk
 - c. Postmaster
 - d. Janitor service
10. Wrote and read stories about history of post office and pony express
11. Made, bought, sold, and canceled
12. Spelling related words
13. Learned mail cycle--how it travels--by role playing (truck, train, airplane)
14. Wrapped packages for parcel post

Resource Persons and Materials

1. SVE Teaching Posters
2. Mr. Miller, postman, after visiting with students, returned through the mail a card he had them address. Each one had an encouraging remark on it.
3. Mr. Cigarelli, public relations person from Charleston Post Office
4. Zip code posters, stickers, real postman's bag, decals, and other posters were furnished by post office.

Field Trips

1. Public library to borrow books on post office
2. Post office

SECOND LEVEL
POST OFFICE CAREERS
Continued

Anecdotes and Remarks

1. This unit was initiated by visit from the postman.
2. Our class-appointed postman put a letter to himself in a real mailbox with a self-made stamp. It was returned to him with refused marked on it.
3. Teacher:
 - a. "M showed the first spark of interest all year."
 - b. "R hasn't missed school lately but was truant before."
 - c. Interest was high.
 - d. "M's self-esteem was enhanced by being class postman."
 - e. "My feelings have become much more positive toward career education."

High Point

Most enjoyable activity was role playing post office--making, buying, and selling stamps; delivering mail written to each other; and wearing paper hats made for these occasions.

Personal-Social Outcome

1. Much improvement in writing noted. They were inspired to this by postman.
2. Cooperation was developed among students.

THIRD LEVEL
Florence Casey

HOSPITAL CAREERS

Projects

Hospital front constructed to partition several areas of a hospital which were equipped by students and donors. This included the following sections and equipment:

1. Pediatrics
 - a. Bathinette
 - b. Rocker
 - c. Doll beds
 - d. Dolls
 - e. Powder, soap, etc.
 - f. Baby bottles
 - g. Food
 - h. Diapers
 - i. Cradle
 - j. Blankets
2. Emergency
 - a. Cot
 - b. Blankets
 - c. Thermometer
 - d. Stethoscope
 - e. Band-aids
 - f. Alcohol
3. Office area
 - a. Desk
 - b. Typewriter
4. Surgery
 - a. Intravenous feeding equipment
 - b. Operating table
5. X-Ray
Filmstrip projector
6. Corrugated paper--front-framed of wood
7. Restroom
 - a. Babies pot
 - b. Commode

Activities and Learning Skills

1. How and Why
 - a. Casts are used.
 - b. Heartbeat is checked.
 - c. Intravenous feeding
 - d. Shots are given.
 - e. Blood pressure is checked.
 - f. Blood tests are made.Demonstrated by Mrs. Collier.

THIRD LEVEL
HOSPITAL CAREERS
Continued

2. Pediatrics nurse explained how to clean, feed and dress babies.
3. Dictionary study of medical terms.
4. Role playing--Told what a doctor should know and do.
5. Each child was a hospital worker in the play hospital.
 - a. Candy strippers
 - b. Nurses
 - c. Ambulance drivers
 - d. Lab technicians
 - e. Pediatrician
 - f. Surgeons
 - g. X-ray technicians
 - h. Doctors
 - i. Secretary
 - j. Guards
 - k. Patients
6. Correlation and integration of most subject matter.

Resource Persons and Materials

1. Mrs. Collier, parent-nurse, relieved anxieties of visiting hospital by demonstrating medical procedures.
2. Mr. Via, Personnel Director, Charleston General Hospital, gave slide presentation.
3. Mrs. Smith, Pediatrics Ward, St. Francis Hospital.
4. Mr. Brown from Eye and Ear Clinic.
5. I Want To Be books
6. SVE pictures of hospital workers.

Field Trips

St. Francis Hospital

Anecdotes and Remarks

1. Question to Mrs. Smith, "Do babies come out of your butt?"
Teacher, "She can't answer that. She gets them after they're born."
2. If all babies cry at one time, what do you do?
3. What do babies eat?
4. Why can't you go into babies' room at hospital?
5. Why are babies sometimes premature?
6. Mike Dyess, who was class doctor, to a student patient, "No, I can't do anything until he takes an X-ray."
7. Students were most interested in things they had experienced--colds, cuts, broken bones.

THIRD LEVEL
HOSPITAL CAREERS
Continued

High Point

Role playing different careers in the hospital.

Personal-Social Outcomes

Students relate most learnings to hospital work.

Changes Suggested

Set up hospital by using large refrigerator cardboard boxes for different areas of the hospital tied together with a rope.

THIRD LEVEL
Ruth Wright

CAREERS IN GENERAL

Activities and Learning Skills

1. Puppet shows
2. Games, What's My Line
3. Riddles, What Am I tapes
4. Sounds of Work tapes
5. Skit - Community Helpers
6. Pantomime, Who Am I
7. Drew pictures of I Want To Be
8. Discussions--Jobs at School, Parents' Jobs
9. Building coal mining village, tippie, miniature coal mines
10. Students learned drafting skill taught by student from Carver Career and Technical Education Center
11. Students learned to arrange flowers and will cultivate plants on a growing table furnished by Carver. Horticulture student aided.

Resource Persons and Materials

Postman

Field Trips

1. Bakery
2. Newspaper
3. Post office

High Point

Enjoyed all things but greatest enjoyment was working in the store.

FOURTH LEVEL
Ellen Harper

AWARENESS OF CAREERS IN GENERAL

1. Horticulture
2. Drafting
3. Night Workers
4. Parents' Jobs
5. Store Jobs

Projects

Will cultivate plants on growing table furnished by Carver Career and Technical Education Center.

Activities and Learning Skills

1. Cut out magazine pictures of careers.
2. Creative stories.
3. Puppet shows using milk straw people puppets. Ex: Little boy didn't mind parents, cut self, went to hospital. He encountered many persons who aided him (ambulance driver, doctor, nurse, X-ray technician, etc.) by Teresa Hardman.
4. Discussed and role played parents' jobs.
5. Student learned simple drafting skills from Carver student who came once a week to work with small groups.
6. Students learned to arrange flowers, to set and cultivate plants from Carver Horticulture students.
7. Participated in all school program by singing and playing work songs.

Resource Persons and Materials

1. I Want To Be books
2. SVE filmstrips
 - a. Coal Mines
 - b. Food
3. Peggy Cobb, Music Instructor

Field Trips

1. Bakery
2. Newspaper agency
3. Post office

Anecdotes and Remarks

Mr. Coleman called the principal to remark how pleased he was with the Career Program and to suggest parents be notified in advance of activities such as Career Day.

Personal-Social Outcome

Improved self image and self esteem by participation as guides on Career Day, aides to librarian in presenting puppet show, participation in WMUL-TV program, and as musicians in initial total school career program.

SIXTH LEVEL
Counselors--Carol Gaujot & Julia Kelly

CAREERS IN TELEVISION

Projects

Completed 40-minute television show.

1. What's My Line panel
2. News
 - a. Sports
 - b. School
 - c. Career
 - d. Fashion
3. Variety
 - a. Dance group
 - b. Creation
 - c. Poems
4. Commercials of school products

Activities and Learning Skills

1. Increased discriminatory television watching.
2. Pantomimed careers and video taped same.

Resource Persons and Materials

1. Roy Brown - Media Specialist, Carver
2. Students, Electronics Department, Carver
3. Television crew, students from Thomas Jefferson
4. Sound filmstrip, SVE, Careers in TV
5. Diamond Department Store furnished clothes for style show.

Field Trips

Complimentary trip to Carver Beauty School for Girls

Anecdotes

1. David D., after seeing himself on TV, "Gee, I didn't know I was so good looking."
2. After taping of TV program, David M., Director, "Miss Gaujot, you've put in a hard day, but we did a good job and it was worth it." He shook her hand.
3. Upon returning to school for TV taping after a complimentary trip to Carver Beauty School, one girl remarked, "We have to stand still and act like ladies."
4. Parent at PTA showing, "This was worth coming out to see."

High Point

The actual taping of final program seemed to be as enjoyable as viewing the program once it was completed. The program was shown to parents at PTA and at a school assembly.

SIXTH LEVEL
CAREERS IN TELEVISION
Continued

Personal-Social Outcomes

1. Improved self images.
2. Group cooperation affected.
3. Hidden talents blossomed.
4. Satisfaction with and a sense of accomplishment with a job well done.

SIXTH LEVEL
CAREERS IN TELEVISION
Continued

LESSON PLAN #1

1. Refer to program Monday - brainstorm careers.
2. Pantomime careers in general.
3. Use radio to elicit interest in TV and radio careers.
4. Pre-test, list on paper - careers in radio and TV
5. Announce plans for next week.
6. Video tape playback.

Notes: Video tape and playback class activity
Snap pictures (slide camera) of one or two doing pantomimes

HELP TO BRAINSTORM

What kind of workers in:

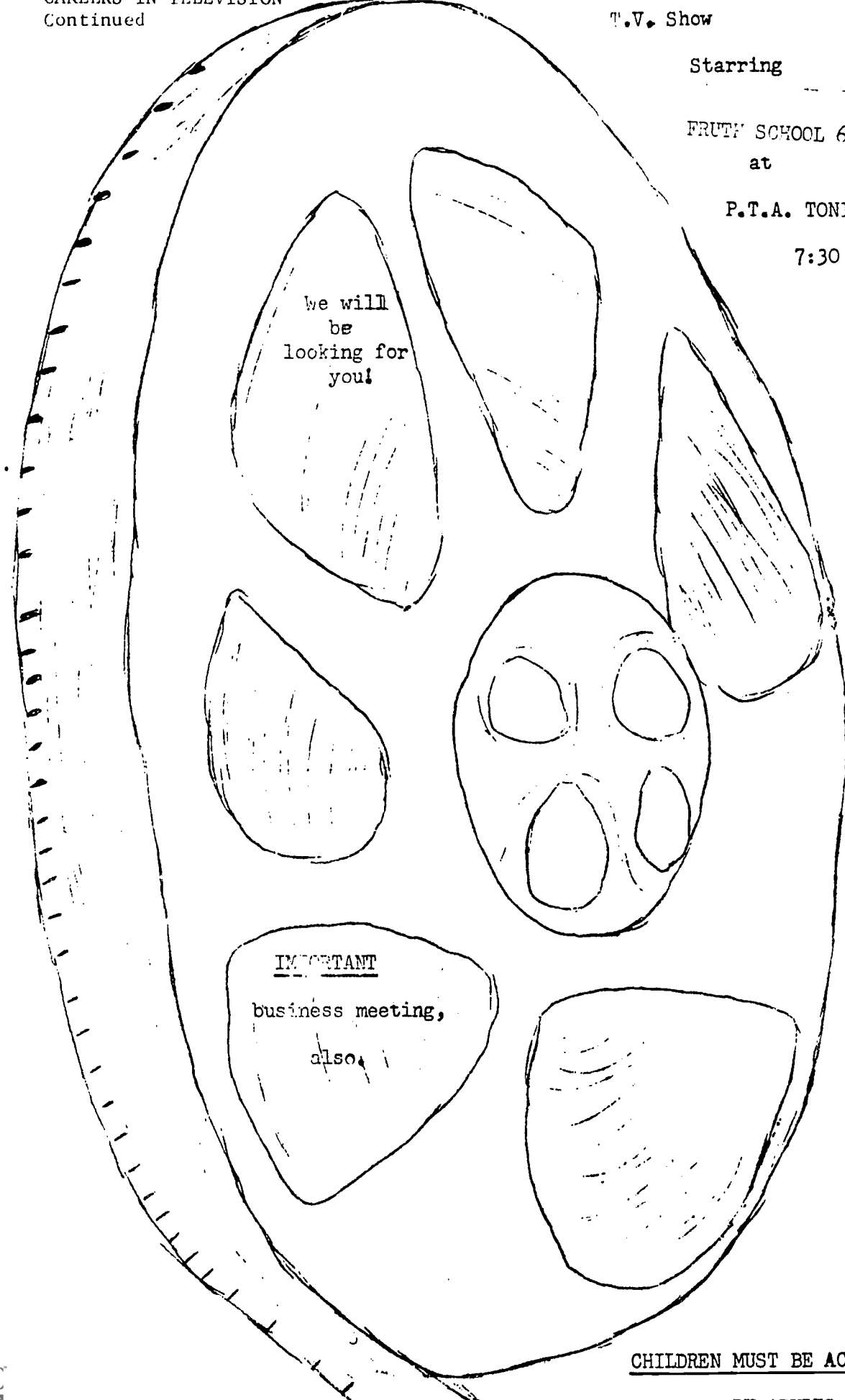
a bank
a hospital
in the city
in stores
in restaurants
in a garage
in a service station
in a school
in the post office
in a church
in a court room
in a space center

Starring

FRUTY SCHOOL 6th LEVEL
at

P.T.A. TONIGHT

7:30 p.m.



We will
be
looking for
you!

IMPORTANT
business meeting,
also.

CHILDREN MUST BE ACCOMPANIED

BY ADULTS

SPECIAL EDUCATION
Mary Taylor

HOME BUILDING

1. Carpentry
2. Electricity
3. Decorating

Projects

1. Each student built and finished a bird feeder under auspices of students at Carver Career and Technical Education Center.
2. Built two model houses.
3. Made furniture of styrofoam, cardboard, bottle lids, etc., to furnish houses.
4. Will wire house with aid of Carver students.

Activities and Learning Skills

1. Watched birds use feeder at 2046 Oakridge Drive.
2. Creative writing -- If I were _____.
3. Measuring.
4. Drawing blueprints.
5. Learned to use basic hand tools:

a. Chisel	g. Hammer
b. Saw	h. Clamp
c. Tin snips	i. Wire pliers
d. Tri square	j. Files
e. Screw driver	k. Electrician's tools
f. Block plane	
6. Wired a board.

Resource Persons and Materials

1. Students from Carver's School of Electricity and Building Construction.
2. Working Together, "People Who Make our Homes," Follett Publishing Company.
3. Slide presentation Hands That Built America by Homebuilders of America.
4. SVE Series "Homes We Live In."

Field Trips

1. Carver Career and Technical Education Center

Anecdotes

Student to electrician student from Carver, "How much money do you earn?"
Answer--"\$5 to \$15 an hour." "That's more than my daddy makes."

Teacher: "I learned as much if not more than the students. I'm going to do my own electrical work at home and fix a switch. I can do it after watching the students from Carver."

It was all worthwhile. I would do it again and maybe next year we'll plant a garden too (horticulture).

We should have been teaching about careers long ago. So many are unaware of number of careers available.

SPECIAL EDUCATION
HOME BUILDING
Continued

High Point

1. When the house is completed and the students see a finished product, it will probably be a most rewarding activity.
2. Interest was very high when students were selecting the careers to hear about on Career Day.

Personal-Social Outcomes

Peer esteem was enhanced with students from other classes.

C A R E E R D A Y

CAREER DAY

FRUTH ELEMENTARY SCHOOL

March 20, 1973

CAREER	RM. #	SPEAKER	ORGANIZATION
1. Banking	309	Jack Ciproetti	Kanawha Valley Bank
2. Librarian	305	Helen Lind & Wilma Brown	Kanawha County Library
3. Health	202	Roberta Stuck	Kanawha County Schools
4. Cosmetology	Staff Reading	Loretta Miller	Carver Career & Tech. Sch.
5. Veterinarian	301	Dr. Gordon Phillips	Phillips Animal Hospital
6. Horticulture	304	Helen Hunt & Tim Neal	Carver Career & Tech. Sch.
7. Television	Library	Miss Marilyn	WCHS-TV
8. Fireman	105	Rev. Paul Gilmer	Charleston Fire Department
9. Policeman	309	George Henderson	Charleston Police Department
10. Sports	307	Keith Walters	Charleston Daily Mail
11. Drafting	303	Steve Jones	Carver Career & Tech. Sch.
12. Distributive Ed.	206	Randy Beard & Debra Cox	" "
13. Electrician	302	Carl Masker & Terry Pritt	" "
14. Construction (Home Building)	209	David Kingery Don King	
15. Business Education	201	Helen Pitsenberger	Kanawha County Schools
16. Teaching	203	Jan Penix	Morris Harvey College


March 14, 1973

Teachers,

There will be a brief meeting tomorrow, March 15, at 2:40 in the 2nd floor counseling room. We are planning a career day for intermediate students to culminate our career awareness units on Tuesday, March 20, from 9-11:15. We need your assistance to insure a successful morning.

During this meeting you will receive room assignments and information to give to your students concerning Career Day.

Julia Kelly
Carol Gaujot



Miss Marilyn
WCHS-TV
Charleston S.C.

I am _____

Career Day is March 20 - I am most interested in hearing the following speakers. Mark (4)

1. Banking
2. Librarian
3. Health
4. Cosmetology-(beautician)
5. Veterinarian-(animal doctor)
6. Horticulture-(planting-growing)
7. Television
8. Fireman
9. Policeman
10. Sports
11. Drafting
12. Distributive Education (store)
13. Electrician
14. Construction
15. Business Education (typing)
16. Teaching

March 14, 1973

Dear _____,

Thank you for helping to make our first Career Day at Fruth Elementary School a success for our Fourth, Fifth, and Sixth level students.

On Tuesday, March 20th speakers will have the following schedule:

9:00 - 9:30	First Group
9:35 - 10:05	Second Group
10:10 - 10:45	Third Group
10:45 - 11:15	Fourth Group

Plan your program within these exact time limits to help our Career Day run smoothly.

You will be on _____ floor in room _____. A guide will greet you and escort you to your room.

Parking facilities are available on the lot behind the school.



Sincerely yours,

Julia Kelly - Carol Gaujot
Counselors

TEACHER ASSIGNMENTS FOR CAREER DAY

Buckland	librarian (305) sports (307)
Green	health (202) business education (201)
Harper	drafting (303) horticulture (304)
Gaujot	float - trouble shoot pictures
Kanner	cosmetology (staff reading) fireman (105)
Kelly	filming - Mike Bell
Noell	veterinarian (301) electrician (302)
Taylor	construction (209) teaching (203)
Williams	banking (309) policeman (308)

D O N ' T M I S S I T !



CAREER AWARENESS
AT
FRUTH SCHOOL

WMUL TV CHANNEL 33

(2 showings)

Thursday May 17 6:30

Saturday May 19 5:00

TO: Fruth School Parents
FROM: Mrs. Snow, Principal
RE: Parent Information
DATE: March 23, 1973

P. T. A. Meeting

Wednesday, March 28th is our next P.T.A. meeting. A 40 minute television show created by sixth level students will be seen.
VIEWING TIME IS 7:30 p.m.

REPORT CARDS

Report cards will be issued Friday, March 30th. Please return them on Monday.

PICTURES

We thought our school pictures were good. Please make a special effort to buy at least one sheet (\$2.00). We are keeping the pictures until the first week in April.

CAREER DAY

The 4th, 5th, and 6th level students participated in a Career Day on Tuesday, March 20th. It was very successful. The students selected four career areas to attend; such as: horticulture, veterinary, medicine, cosmetology, or construction. In these areas were outstanding personalities who exhibited or discussed their career topics. It was all very, very wonderful. You will hear more about it at P.T.A.

STUDENTS EVALUATION OF CAREER DAY

March 20, 1973

Put a check mark on the blank.

1. Did you enjoy Career Day? Yes _____ No _____
2. Do you feel that you learned anything? Yes _____ No _____
3. Would you like to have another Career Day next year? Yes _____ No _____
4. What would you like to change?

5. Put a check mark in front of the 4 Careers you heard about.

- | | |
|-----------------------------------|--------------------------------|
| 1. Horticulture _____ | 8. Television _____ |
| 2. Business Ed. (typing) _____ | 9. Banking _____ |
| 3. Distributive Ed. (store) _____ | 10. Library _____ |
| 4. Health _____ | 11. Veterinarian _____ |
| 5. Construction _____ | 12. Cosmetology (beauty) _____ |
| 6. Electricity _____ | 13. Sports _____ |
| 7. Drafting _____ | 14. Fireman _____ |
| | 15. Policeman _____ |
| | 16. Teaching _____ |

6. Which one did you like the best?

ADMINISTRATORS, TEACHERS EVALUATION
OF
CAREER DAY

March 20, 1973

NAME _____ TITLE _____

GRADE _____

1. From your observations do you feel Career Day was a worthwhile experience for the students?

Yes _____ No _____

2. Was the feedback from students positive?

Yes _____ No _____

3. Would you like to see Career Day become a yearly event?

Yes _____ No _____

4. If above answer is yes, what changes would you make?

5. If above answer is no, explain.

EVALUATION DATA: CAREER DAY

Teachers

100% felt Career Day was a worthwhile experience, feedback from students was positive, and would like to see Career Day become a yearly event.

Students

100% enjoyed Career Day and felt it was a learning experience.

Suggestions for future Career Days were:

1. To include primary grades
2. To notify parents in advance
3. To eliminate five minutes allowed for class change. It was not needed.

NEWSPAPER ARTICLES

Cornered By Camera




WATCHFUL—John Coleman, 7, takes his job seriously as "detective" at Fruth Elementary School's grocery. He keeps a close watch over the store's stock. The grocery is operated by second level students as part of a career education program at the Lee Street school.

CHARLESTON, WEST VIRGINIA, WEDNESDAY EVENING, FEBRUARY 28, 1973



UIET, PLEASE — Fruthville hospital was filled Tuesday and specially busy was the emergency room, left. Fixing a "splint" on Fred Johnson's arm were "nurse" Linda Bryant and "doctor" Michael Dyess. At right was one of the friendly mailmen in Fruth-



**CHILDREN
IN A CLASS
BY ITSELF**

ville's post office. She is Wanda Blaney, 7. Fruth Elementary is involved in a career awareness program this week and each level is studying a different occupation. — Daily Mail Photos by William Tiernan.

Fun Is Awareness Program At Fruth

By ANN JOHNSTON HAAS
Of The Daily Mail Staff

A new grocery opened Tuesday in Fruthville, population 331. It was a big event. Free balloons and candy were given away and a door prize went to the 25th person inside the door.

The whole town turned out. The hospital staff left its patients, the mailmen declared

the mail wouldn't go through — for a while — and students at the business school took a break. Construction stopped on at least two new homes.

Fruthville most of the time is Fruth Elementary School on Lee Street. But this week it is a bustling metropolitan with Mary Snow, principal, serving as "mayor."

The city was created by

counselors Carol Gaujot and Julia Kelly to emphasize a career awareness program to the entire school's enrollment — kindergarten youngsters, those in the cerebral palsy class, and first through sixth level students.

Kindergarten children have been studying families, and parents have come to school to explain their rolls. First

and second levels have concentrated on community helpers — mailmen, policemen, firemen.

Fruth's regular mailman, Robert Miller, described his job and added how important good handwriting is to making his duties easier. Charleston fireman Paul Gilmore briefed personnel of the new grocery on fire regulations.

Betty Fletcher helped her class erect a post office and make hats and mail bags. Viola Cosby's class set up the store with empty boxes and cans from home, artificial food, and real carts and cash register loaned by a grocery chain.

"Owner" of the store — Jamie's Supermarket — is Jamie Singleton, 8, who reported, "Candy seems to be selling the best." His classmates elected him owner.

Florence Casey supervised

Fruthville's hospital, with assistance from Kanawha County Schools' health nurse Roberta Sluck.

Six fourth and fifth level students were busy Tuesday in Warden's Business School run by Emily Warden who regularly teaches typing at the elementary.

Sixth level students, with the help of Carver Career and Technical Education Center staff, wrote written and produced news, variety shows; commercials, and a take-off on "What's My Line."

The construction "company" workers are members of the special education class. They have made blueprints and are building two miniature houses. They will wire and furnish them, too, with assistance from Carver students Mike Miller, Donald King,

Randy Butcher and David Kingry.

Mrs. Gaujot said the program is designed to make the children aware of various occupations and "to let them know that work is worthwhile." The grocery and hospital will remain permanent facilities at the school, she added.

Before the program ends, students will take field trips to Charleston General Hospital, Carver, and the Gan-net Adult Education Center. Persons representing different occupations will come to the school to explain what they do and let the youngsters try it during a Career Day.

The counselors, who started planning the career program last October, reported parents and others will be invited to a final program which will include a documentary film of the entire project.

Tues. Jan. 9

-Project Exposure-

Special Education
Fruth School

Fifteen fourth grade school students visited Carver.

1. Set up in General Maintenance shop.
2. Pre cut 20 bird feeders.
3. Assigned 2 grade school students to one Carver student.
4. Grade school students nailed and hammered pieces together.
5. Sanded and shellacked.
6. Possibly-lunch. Had lunch.
7. Talked safety.
8. Exposure to older students.
9. Insight into shop work.
10. Film presentation of building construction.
11. Tour of Carver.
12. Accompanied by 2 counselors and teachers.
13. Took bird feeders home.

Feedback:

Fruth Visitation

Carver

January 31, 1973

Twenty, second graders from Fruth Elementary School visited Carver's Distributive Education class today. This group will set up a store room at their own classroom as part of a Carver project they developed.

At Carver the twenty students were divided into six groups and were assigned two of Carver's students as supervisors. These Elementary students received hands on experiences in:

1. Operating the cash register
2. Stocking Shelves
3. Display
4. Dressing Mannequins
5. Sign Press Machine
6. Selling merchandise

This tour was video-taped and pictures were taken.

Friday - January 26

2nd Level - Miss Cosby

21 students visited Garnet Adult Education Center

Visited Distributive Education Center

Hands on experience with use of cash registers

Monday - January 29

3rd Level - Mrs. Wright

4th Level - Mrs. Harper

50 students toured Sunbeam Bakery - guide talked with students and explained complete mixing - baking process.

Pencils, baking hats, oatmeal cookies given to students

OTHER TOURS

1. Newspaper Agency Corporation
2. Fruit Market
3. Fish Market
4. Hospital

FUN IS CAREER AWARENESS AT FRUTH SCHOOL

SLIDE

SCRIPT

1. FUN IS CAREER AWARENESS AT FRUTH SCHOOL
2. Program and script by Julia Kelly and Carol Gaujot, Counselors, Kanawha County Schools. Narrated by Joe Gillian, WCHS Charleston, West Virginia.

THE CAREER PROGRAM began after the Christmas holidays with a "kick off" program. It entailed an "I WANT TO BE" SKIT, work songs, and a slide presentation of "PARENTS AT WORK."

3. A photography team, with the school counselor traveled to various places throughout Charleston to photograph their parents at work.

4. Some of the places visited were:

5. Mutt's car wash,

6. Kennedy Child Care Center,

7. A Local Ambulance Service,

8. The Beauty Shop,

9. A Men's Clothing Store,

10. Children's dept. at the public library.

11. A blind parent in her home who does handicraft to earn money.

12. An area hospital and many others.

THE PURPOSE OF THIS WAS TO INCREASE STUDENT'S PRIDE IN THEIR PARENT'S OCCUPATIONS AND CREATE AN INTEREST IN CAREER EDUCATION.

12. Each class then became involved in a unit of some area of the world of work. Kindergarten children have been studying jobs and the family, and some of their parents

come to school to talk about their work. They also built a miniature community. First and second level students concentrated on community helpers. Fruth's regular mailman, Mr. Miller described his job and added how important good handwriting is in making his job easier.

13. The children were most interested in Rev. Gilmer and his fireman's uniform.
14. Some of the questions were:
DO YOU LIVE AT THE FIRESTATION?
HOW DO YOU GET TO THE FIRE SO QUICKLY? and It's a good thing that you don't have to lace up your boots.
Other classes erected a post office, a store, a hospital, and a building company. A MINIMETROPOLIS, FRUTHVILLE, emerged.
15. On the day of the grand opening of JAMIE'S SUPERMARKET all of Fruthville's populace, 331, turned out.
16. It was a big event. Free balloons and candy were given away and a door prize was given to the 25th customer.
17. Students learned to shop discriminately,
18. Plan budgets,
19. Make change,
20. Use a cash register,
21. and take inventory.
22. They earned money by selling valentines
23. Orange juice and cookies during their morning break.
24. Anyone need a stamp? Fruthville's post office was open for business.

25. Here we see a few students very serious about their play.
26. Addressing envelopes,
27. Writing letters,
28. And delivering mail.
29. Fruthville's Hospital was built and erected by
30. third level students.
31. Completed, they had an office area and reception room
32. An emergency room,
33. X-ray room,
34. Surgery,
35. And a pediatrics ward.
36. One of the parents, who is a registered nurse, relieved a few anxieties by explaining to the children why and how doctors use a stethoscope, a hypodermic needle and instruments for stitching a cut.
37. She even demonstrated why a cast is used for a broken bone and how it is removed.
38. A Hospital Personnel Director, Mr. Via, talked with these students about the various jobs in a hospital. He was amazed at their medical knowledge.
39. Other areas at Fruthville include a counseling service,
40. a business school where Emily Warden helps develop typing skills.
41. And a construction company.

42. Our construction workers are members of the special education class.
43. They have made blueprints,
44. And are building miniature doll houses.
45. They will wire and furnish them too with
46. the assistance of students from Carver Career and Technical Education Center who come regularly to help with these projects.
47. With the help of other Carver students, the children were given the opportunity to have "hands on" experiences in horticulture, drafting, and electricity. They were given instruction in flower arranging, planting, and cultivating on growing tables furnished by Carver.
48. They were given instruction in setting a switch and wiring a house.
49. This student is teaching drafting skills and here a small group is using a T Bar and drafting boards.
50. As a result of learning about careers in radio and television, the sixth level students, with technical advice from Carver wrote, produced and directed their very own TV show.
- It included a
- "What's My Line" panel show
- A Variety Show
- A News Program, and

51. A Style Show
52. Before filming, the little girls were transformed
53. Into lovely young ladies
54. With a complimentary trip to the Carver Beauty School.
- The finished product was a delight to all students and parents who attended the premier.
55. Highlights of our career program included a poster contest
56. Student participation and enthusiasm made
57. the judging for prizes very difficult.
58. When asking a student what he enjoyed most about the Career Program, he would be sure to mention one of the interesting field trips. Some of them are, Sunbeam Bakery
59. Garnet Adult Education Center
60. Distributive Education Center at Carver,
61. The Post Office
62. Bulletin boards and displays were an outgrowth of the learning experiences that took place.
63. Book Displays
64. Fish For A Good Career
65. Workers we Know
66. Your Future
67. What Can I Be, and
68. Our Helpers, are just a few of them.
- Culminating the Awareness Program at Fruth was a Career Day.

Sixteen persons, representing different occupations, came to the school to explain what they do and to give the students "hands on" experiences.

Each child had 4 exposures of his own choice. A few of the occupations included were:



69. Banking - by Jack Cipoletti
70. Veterinary Medicine - Dr. Gordon Phillips
71. Beauty Culture - Loretta Miller
72. Sports with Keith Walters
73. Television Careers with Miss Marilyn
74. Police Department Workers - Capt. George Henderson
75. Library workers with Helen Lind, who
76. Rehearsed with a few students for a puppet show.
77. Teaching - Jan Penix
78. and Health Careers with Roberta Stuck.
79. And there you have it - Career Education! What have we tried to do?
 1. Make the children aware of the "World of Work." and
 2. realize that all work is worthwhile and worth doing well.

We exceeded by far our own expectations.

- PARENTS -

You are invited to attend a slide presentation called "Fun Is Career Awareness At Fruth School". This is your opportunity to see your child involved in some of the career activities that have taken place in our school during the past few months. The program will be shown at 1:00 on Friday, April 20 in the Fruth School Auditorium.

See you then--



Fruthville Hospital



Business School



"Career Experiences Appropriate to Elementary Grades"

1. Bring into the class people from the community who will be willing to talk to the students about the jobs they hold.
2. Ask students to interview their parents, then report what they do in their job. In this way students are taught interviewing techniques and the skills of oral communication.
3. Invite the parents to come to the class, bring in some of the tools of their trade, and talk about their trade.
4. The school is a great resource for occupational information. Invite the school workers to come in and talk about their jobs.
5. Encourage students to dream about what they would like to do as a adult. Have them pantomime a job and let other students guess who they are or what they are doing
6. Ask students in the upper grades who have interesting hobbies to explain them to your children. Perhaps go a step further and relate different occupations to those hobbies.
7. Upper grade children who have part-time jobs, such as, paper routes, baby-sitting, yard work, can explain the satisfactions they get from their jobs, what they dislike about their jobs, and how they spend their money.
8. Have discussions in the classroom about the importance of all kinds of jobs and how they relate to society.
9. Accentuate the skills of the child, how he can develop his skills, and how skills are related to occupations.
10. Have students draw something about occupations they are familiar with and describe the meaning of their drawings.
11. Have the students work on a newspaper -- follow with a trip to the newspaper agency.

WORK SONGS

Level 1

Up She Rises 67
Sawing Firewood 68
Savez-vous planter des choux? (Planting Cabbage) 90
Oats, Peas, Beans 110
Bling, Blang 112

Level 2

Sandy Land 5
Cotton Needs Pickin 6
The Carpenter 22
Old House 24
Here Comes the Road 25
Lone Star Trail 107
Il etait une bergere 109
Sheep Shearing 110
On A Monday Morning 114
The Little Boy of the Sheet 112
The Cook 127
Give Us Permission 129
The Sandy Boy 131
The Crawfish Man 137

Level 3

Good Morning Ladies All 4
Hurrah the Post Is Here 6
One Man Shall Mow My Meadow 12
Sheep Shearing 14
Night Herding Song 19
Sandy Land 41
Goin Down the River 76
El Zapatero (The Shoemaker) 84
The Old Man In The Wood 113
Chicka Manka 132
Down at the Station 133
Hold On 145

Level 4

The Journeyman's Song 14
 Git Along Little Dogies 24
 My Aunt Jane (The Wee Shop) 30
 Away Rio 36
 The Sailor Fireman 37
 San Sereni (A Song About Occupations) 41
 Who'll Buy My Fruit 54
 Chicago Street Cries 55
 I've a Wagon 56
 Johnny Lazybones 82
 Rise and Stretch 83
 La Tatara 93
 El Payo (The Lazy Cowpoke) 94
 Hello, Pretty Girls 96
 Sheep Are Grazing 98
 Adieu to My Comrades 142
 When the Boats Come In 143
 The Returning Hunter 147
 Click Go the Shears 148
 Bento Uri (The Lunch Vendor) 154
 Spinning Song 160
 L'apprenti Pastoureur (The Careless Shepherd) 176

Level 5

Handcart Song 4
 The Rooster 5
 Erie Canal 6
 Down the River 8
 Dogie Song 12
 Pick a Bale O' Cotton 14
 Drill, Ye Tarriers 15
 Hammer Man 24
 John Henry 25
 Adieu to My Comrades (Farewell to Tarwathie) 29
 Old Flina 30
 Lots O' Fish in Donavist' Harbor 32
 Chairs to Mend 37
 No One Knows 130
 Tzena, tzena 132
 At the Blacksmith 157
 Hosanna 178
 Olemuel 192
 Blow the Man Down 10

Level 6

Come, Fetch the Axes 23
 Korobushka 31
 The Cowboy 46
 Doney Gal 47
 We'll Rant and We'll Roar 49
 A Rovin 60
 Thanksgiving Round 77
 The Boatman's Dance 136
 Long John 154

Career Materials on Loan from Counselor's Office

Teaching Pictures (SVE)

Postal Helpers
 Police Dept. Helpers
 Neighborhood Friends and Helpers
 School Friends and Helpers
 A Family at Work and Play
 Hospital Helpers
 Supermarket Helpers
 Dairy Helpers
 Keeping the City Clean and Beautiful
 Moving Goods for People in the City

Modern Workers (sets 1&2) Instructor Publications
 Community Helpers -- Workers We Know

Filmstrips (SVE)

San Francisco --- Our City and Country
 True Book Filmstrips of Social Studies (sets 1&2) *post office, coal mine, etc,
 Food, Clothing, and Shelter
 Learning About Manners
 Community Workers and Helpers
 The Homes We Live In

Puppets

Family
 community helpers

Suggested Field Trips

Kanawha County

Appalachian Power Company
 Berte Wolfe Ford
 Bobbie Brooks
 C&O Depot and REA Express
 C&P Telephone Company
 Catapillar Equipment
 Churches
 Cohen Warehouse
 Columbia Gas Company
 Dentists
 Doctors
 Charleston Beterinary Hospital
 Faith Workshop
 Feed Stores -- Green's Young's
 Fire Stations
 Hospitals -- Charleston Memorial Charleston General
 Humble Oil Refining Company -- Bulk Station
 Inorganic Chemicals Division -- FMC
 Kanawha Airport
 Kanawha Banking & Trust Co.
 Kanawha Valley Bank
 Kanawha Block Co.
 Libraries
 Lumber Yard
 McCown Meat Packers
 Marine Corps Reserve
 Mozella Quarries
 Pepsi-Cola
 Police Dept.
 Purity Bakery
 Trucking Firms -- Bell Lines
 Union Carbide -- South Charleston Plant, Technical Center
 Valley Bell Dairy

Other Counties

Mine -- Beckley
 Mobine Homes -- Ripley
 Morlunda Farms -- Lewisburg
 Mt. State Equipment -- Ripley
 Payne Electronics -- Cabell County

TO: Teachers at Fruth School
FROM: Carol Gaujot and Julia Kelly
SUBJECT: Career Education K-6

For a concluding presentation to the Career Education project beginning January 8 and ending the first week of March, we would like to develop a slide documentary of the career studies at Fruth. We would like many slides of the activities for each unit of work.

Included would be such things as:

- (1) Bulletin boards
- (2) Related experience charts
- (3) Children on tours
- (4) Role playing
- (5) Puppet shows
- (6) Speakers
- (7) Persons outside the school who are contributing in some way
- (8) Teachers and children in the process of doing any activity pertaining to career education
- (9) Products or items constructed
- (10) Displays
- (11) Anything else of interest

CAREER MATERIALS

Videotapes - (On Loan)

1. "Kids Can Do It Too." - 40" program written & directed by 6th level students.
2. "Innovations in Career Education." - On loan from WMUL T.V.

Slide Presentation

"Fun Is Career Awareness At Fruth School." - documentary of entire career program - tape or script available.

Books

- "I Want to Be." (& manual) - Children's Press, Inc., Chicago
- "Come to Work With Us." - beginning Sextant Series
- "Yellow Pages of Learning Resources." - Wurman, Editor

Puppets

Community Helpers.

Cassette Tapes

- "What Am I." - riddles
- "Sounds of Occupations."

SVE Multi media kit - career education, community helpers
inc: sound filmstrips
teaching pictures

Record

"Footnotes to Community Helpers."

Flannel Board Visual Aids:

Community Helpers.