

DOCUMENT RESUME

ED 082 526

EM 011 501

TITLE One Week of Educational Television, May 21-27, 1961.
A Study of Structure and Content in Educational
Television Programming.

INSTITUTION Brandeis Univ., Waltham, Mass. Morse Communication
Research Center.

PUB DATE May 61

NOTE 35p.

EDRS PRICE MF-\$0.65 HC-\$3.29

DESCRIPTORS Adult Education; Broadcast Industry; Children;
College Students; *Educational Television;
Instructional Television; *Programing (Broadcast);
Public Television; *Tables (Data); Television
Research; *Television Surveys

IDENTIFIERS *Educational Television Stations

ABSTRACT

A survey to determine what kinds of programs the nation's educational television stations offer focused on the 56, noncommercial, individually programmed educational stations in operation during one week in 1961. Following a description of the methodology of the survey, this report defines terms and categories of analysis and then presents results under broadcast patterns, program patterns, remarks, and areas for further study. The extensive tables which are appended provide much of the content of the report.
(SH)

ED 082576

one week of EDUCATIONAL TELEVISION

May 21-27 1961

A STUDY OF STRUCTURE AND
CONTENT IN EDUCATIONAL
TELEVISION PROGRAMMING

U.S. DEPARTMENT OF HEALTH,
EDUCATION & WELFARE
NATIONAL INSTITUTE OF
EDUCATION

THIS DOCUMENT HAS BEEN REPRO-
DUCED EXACTLY AS RECEIVED FROM
THE PERSON OR ORGANIZATION ORIGIN-
ATING IT. POINTS OF VIEW OR OPINIONS
STATED DO NOT NECESSARILY REPRESENT OFFICIAL NATIONAL INSTITUTE OF
EDUCATION POSITION OR POLICY

BRANDEIS UNIVERSITY
WALTHAM, MASSACHUSETTS

"PERMISSION TO REPRODUCE THIS COPY-
RIGHTED MATERIAL HAS BEEN GRANTED BY

NIT

Brandeis University
TO ERIC AND ORGANIZATIONS OPERATING
UNDER AGREEMENTS WITH THE NATIONAL IN-
STITUTE OF EDUCATION. FURTHER REPRO-
DUCTION OUTSIDE THE ERIC SYSTEM RE-
QUIRES PERMISSION OF THE COPYRIGHT
OWNER."

1011501

ONE WEEK OF EDUCATIONAL TELEVISION

The Brandeis University Communication Research Center offers this report as the first of a series of studies of educational television in the United States. The research that led to the present paper was undertaken solely to determine what kinds of programs the nation's educational television stations are offering. It focuses on the 56 noncommercial, individually programmed educational stations, licensed and in operation during the week beginning May 21, 1961.¹

The study, which is highly exploratory, was planned to develop a composite impression of program offerings and a quantitative analysis of the programming. The present work seeks to prove no hypotheses, nor to lead to any qualitative judgments. The basic -- indeed, the only -- question guiding the research was: Suppose one could be in a room with 56 monitors, each tuned to a different ETV channel; what would one see?

The Center felt that a study developed along this line, as a preliminary to more specialized research, would be useful both in providing its own staff with some sense of what the various stations feel should be included in educational programming, and in affording the stations an opportunity to review what other colleagues are doing to meet the needs of their communities.

¹ The 56 stations include 40 VHF (Channels 2 through 13) and 16 UHF (Channels 14 up). Since May 21, 1961, two new educational stations (KUSD in Vermillion, South Dakota, and WETA in Washington, D.C.) have begun operation.

Method of Research

The week beginning May 21, 1961, was selected for the focus of the study because it preceded, in nearly every instance, summer schedule revisions, and represented a week of optimum programming for the spring. (In a few instances program schedules from another week, more typical of a particular station's normal program pattern, were substituted.)²

Information for the study was collected from responses to initial and follow-up letters from the Center,³ and to subsequent telegrams and telephone conversations and queries. The data thus assembled indicate the stations' broadcast patterns in both composite and selective form: total programming is broken down to reveal patterns in total broadcast day per week; broadcast hours per day; morning, afternoon, and evening distribution; and proportion of total broadcast time devoted to In-School and General Broadcasting. A statistical analysis of program offerings has been classified according to subject and according to intended use -- whether for classroom only, or for more general audiences.

Definitions of program content classifications generally accepted by educational broadcasters guided the researchers in categorizing

²When In-School programming for the week of May 21-27 was not typical, programming for the station's Spring, 1961, In-School term was used. For station WUNC this information was not available and the Winter, 1960-61 term was used. In-School information for WYES was not available in time for publication.

The following substitutions were made in General Broadcasting: WMUB, week of May 14-20; WUNC, week of May 28-June 3; WTTW, week of June 11-17; WFSU, week of June 18-24; WIPM and WIPR, week of July 16-27.

³See Appendix, pg. v and vi

programs. To counteract the possible danger that a single researcher might extend subjective interpretation of program content to the categorizing, the researchers worked in teams, with continual conference review.

Limitations of the Study

Since many stations supplied printed monthly or weekly schedules listing only regular programs, some general broadcasting areas of ETV stations are not covered. These include special programs, coverage of special events, new series and programs not announced until the day of broadcast. Cancellations and program replacements could not be included.

Terminology

Special terminology employed in this report is defined as follows:

In-School Broadcasting: Instructional programs designed for use in kindergarten through twelfth-grade classrooms. The term embraces both courses taught entirely by television and courses in which television is used only as a supplement to personal instruction.

General Broadcasting: All noncredit programming aimed at audiences other than those in the classroom; credit courses for students above the twelfth-grade level.⁴

Each program reported, whether In-School or General, was placed in one of the following content categories:

Science and Technology

Mathematics: simple arithmetic to higher mathematics, algebra, geometry, etc. (e.g., Today's Need in Arithmetic)

⁴ Information supplied by the reporting stations did not always specify which courses were given for college credit. Moreover, in some cases, a course offered for credit on one station was carried as a noncredit offering on other channels. This difference was rarely noted on individual program schedules.

Physics: the physical sciences (except chemistry), including light, heat, mechanics, etc. (e.g., Two for Physics)

Chemistry: organic and inorganic chemistry (e.g., Tempest in a Test Tube)

Biology: botany, zoology and the specialized life sciences. This subcategory applies only to In-School Broadcasting (e.g., Zoology 401)

General Science: science for the elementary level and general science on the high school level. This subcategory applies only to In-School Broadcasting (e.g., Science is Fun)

Technology: electronics, engineering, architecture, etc. This subcategory applies only to General Broadcasting (e.g., Americans at Work)

Medicine, psychiatry, psychology: (e.g., Dieting and Weight Control, Parents and Dr. Spock; Foundations of Human Behavior)

Other (In-School Broadcasting): earth science, astronomy, technology, medicine, psychology, geology, meteorology (e.g., Science at Work)

Other (General Broadcasting): astronomy, biology, geology, agriculture (e.g., Astronomy for You)

Social Science

History (e.g., The Red Myth)

Social Studies: the social and political sciences as taught in elementary school and high school. This subcategory applies only to In-School Broadcasting.

Political Science: This subcategory applies only to General Broadcasting. (e.g., Michigan Tonight; Inside Politics)

Economics: (e.g., Consumer Question; Insight to Investment)

Other (In-School Broadcasting): geography, economics, etc.

Other (General Broadcasting): geography, philosophy, etc.

Language: French, German, Spanish, Other (Russian, English, speech)

Children's Programs: stories, puppets, music, play, etc., for pre-school kindergarten only, and for children through primary grades (e.g., Children's Corner; Danny Dee; Magic Doorways)

Religion: (e.g., Four Religions)

Literature: classic and current prose and poetry presented through discussion, reading, etc. (e.g., I've Been Reading; American Perspective; Reading Out Loud)

The Arts

Theater Arts: drama, dance, operatic performance, etc. (e.g., Ishvani: Dances of India)

Music: performances, instruction, and discussion of music (e.g., Casal's Master Class, From Haydn to Hi-Fi, The Fine Arts Quartet)

Fine Arts: appreciation, criticism and instruction in painting, sculpture, the graphic arts and crafts (e.g., Origami, Invitation to Art, Design Workshop, Visits with a Sculptor)

News: general news, weather, sports

Public Affairs: expression of opinion on public policies and current ideas (e.g., Prospects of Mankind, Briefing Session)

How To: driver education, cooking, gardening, boating, shop skills and other how-to-do-it programs (e.g., Especially for Women, How to Sail, Green Thumb)

Miscellaneous: (e.g., There's No Doubt About It)

Broadcast Patterns

The 56 educational television stations broadcast a weekly total of 2186 hours, an average of 39.03 hours per station per week, or 7.5 hours per day. Total broadcast time per week ranged from 6.73 hours to 76.73 hours. Table II indicates the range among the various stations in broadcast hours per week, with total broadcast time subdivided into hours of In-School Broadcasting and hours of General Broadcasting.

Eighty-six per cent of the stations broadcast five days per week. Forty-eight of the 56 stations broadcast Monday through Friday. Only one station, KDPS, schedules a four-day, Monday through Thursday week. Two stations, WGBH and WQED, broadcast six days a week, Sunday through Friday. The remaining five stations -- WTWS, WMSB, WUNC, WIPM and WIPR -- broadcast seven days per week.

Four stations -- KCSD, KOKH, KRET and KWCS -- provided programs for in-school use only, while ten had no programs that fitted our definition of In-School Broadcasting. Of the 56 stations, several stations broadcast programs for classroom use above twelfth-grade level.

The relative proportions of total broadcast time devoted to General and to In-School Broadcasting received special attention in this study. In the given week 65.48 per cent, or approximately two thirds of the Total Broadcasting time was devoted to General Broadcasting. The remaining third, 34.52 per cent, was given over to In-School programming.

When we compute these proportions for the morning, afternoon and evening time periods, we find that the evening broadcast time allotted to General Broadcasting is twice that in the afternoon and eight times that in the morning. This pattern, as expected, reverses for In-School Broadcasting, which is conducted mostly in the morning hours.

The information summarized above is illustrated in Charts A, B, and C. Chart A, which focuses on In-School Broadcasting, tabulates each station's total broadcast hours per week, then shows how these hours are distributed among the three time periods. Chart B presents similar data for General Broadcasting. Chart C combines the information on Charts A and B to present a composite view of broadcast pattern information for all broadcasting. Table I summarizes the more important information on broadcast patterns or structure.

Program Patterns

While broadcast patterns, discussed above, reflect the structure of broadcasting, program patterns reflect its subject matter or content. The amount of time each station, within the study week, devoted to each of the content categories previously defined, and to subdivisions of certain categories, is tabulated on Charts A, B, and C. The charts

also indicate the number of hours per week the stations allot to each category, and list the numbers of stations with program material in each. Percentages, averages and median number of hours per week devoted to each category are also computed.

Three major subject areas -- Social Science, Science and Technology, and the Arts -- together, as we see in Table V, comprise nearly 60 per cent of all stations' total broadcast times. The least amount of broadcast time is allotted to news, how-to programs and religion. (Information on relative amounts of time devoted to each subject area is depicted in Graph 3.) Tables III and IV and their corresponding graphs, 1 and 2, indicate the relative predominance of various categories in the separate spheres of In-School and General Broadcasting, respectively, in terms of the average and median number of hours, and the percentage of total time assigned to each content area.

Finally Table VI depicts a sample broadcast day, showing the numbers of stations carrying programs in each category within given time periods.⁵

Remarks

The first educational television station in the United States began broadcasting in May, 1953, just eight years before the week observed in this study. The present report reflects the growth of educational broadcasting in this short period of time.

⁵ The day, Monday, May 22, was chosen arbitrarily from the broadcast week.

Educational television has thus far been predominantly a grass-roots movement. The stations and their programs mainly reflect local interests, goals, resources and support. The programming itself divides into two main and generally distinct areas: educational and cultural programs for the community at large, and direct instruction primarily for use in the school classroom.

Increasing discussion of such problems as upgrading standards, avoiding duplication and increasing facilities would seem to indicate cooperation and fusion of efforts on a nationwide basis. This trend parallels the general desire to stimulate broader public interest in support of education on all levels. Various public and private organizations have been stimulating and advancing this trend. Such technical developments as video tape have also contributed to the growth of educational television by making its nationwide use economically more feasible.

Areas for Further Study

The present study was intended to mirror existing broadcast and program patterns among the nation's educational television stations -- a necessary preliminary step toward more extensive research to be undertaken by the Communication Research Center.

Since so little formal study has been directed toward the infant field, the opportunities for further investigation, particularly as educational television continues to grow, are virtually limitless. In future years the Center will direct more and more attention toward

the medium in an effort to learn how it operates in various parts of the country and to determine, insofar as is possible, its impact on its audience.

Staff: One Week of Educational Television

Mrs. Constance G. Kantar

Faruk Logoglu

Edward A. Salners, Jr.

James T. Van Orden

Communication Research Center Staff

Louis G. Cowan, Director

Henry Morgenthau III, Associate Director

Mrs. Constance G. Kantar, Research Associate

TABLE I
BROADCAST PATTERNS

| IN-SCHOOL BROADCASTS: | Morning (6AM-12M) | Afternoon (12M-6PM) | Evening (6PM-12AM) | Total |
|---|----------------------|------------------------|-----------------------|----------|
| Number of Hours per Week ¹ | 432.12' | 319.40' | 3.00' | 754.52' |
| Average Number of Hours per Week ² | 7.71' | 5.70' | 0.05' | 13.47' |
| Average Number of Hours per Day ³ | | | | 2.64' |
| % of In-School Broadcasts | 57.27% | 42.33% | 0.40% | 100.00% |
| % of Total Broadcasts ⁴ | 19.77% | 14.61% | .14% | 34.52% |
| GENERAL BROADCASTS: | | | | |
| Number of Hours per Week | 88.25' | 404.50' | 938.77' | 1431.52' |
| Average Number of Hours per Week | 1.58' | 7.22' | 16.76' | 25.56' |
| Average Number of Hours per Day | | | | 4.87' |
| % of General Broadcasts | 6.16% | 28.26% | 65.58% | 100.00% |
| % of Total Broadcasts | 4.04% | 18.50% | 42.94% | 65.48% |
| TOTAL BROADCASTS: ⁴ | | | | |
| Number of Hours per Week | 520.37' | 723.90' | 941.77' | 2186.04' |
| Average Number of Hours per Week | 9.29' | 12.92' | 16.81' | 39.03' |
| Average Number of Hours per Day | | | | 7.51' |
| % of Total Broadcasts | 23.81% | 33.11% | 43.08% | 100.00% |

¹ Total hours of all 56 Educational Television Stations

² Number of hours per week divided by 56, the number of Educational Television Stations

³ The sum of the average hours per week per station divided by the number of days the station broadcasts -- divided by 56, the number of Educational Television Stations

⁴ In-School Broadcasts plus General Broadcasts

TABLE II

ETV STATIONS RANKED ACCORDING TO

TOTAL NUMBER OF BROADCAST HOURS PER WEEK

| Station | In-School | General | Total | Station | In-School | General | Total |
|---------|-----------|---------|-------|---------|-----------|---------|-------|
| WQED | 38.48 | 38.25 | 76.73 | WCET | 21.01 | 13.00 | 34.01 |
| WOSU | 27.60 | 46.14 | 73.74 | WIPR | .00 | 33.25 | 33.25 |
| WTHS | 31.83 | 40.00 | 71.83 | WFPK | 22.99 | 9.50 | 32.49 |
| WEDU | 32.68 | 37.00 | 69.68 | KLSE | 10.50 | 21.50 | 32.00 |
| WTVS | 19.16 | 46.25 | 65.41 | KDPS | 21.49 | 10.00 | 31.49 |
| WAIQ | 17.50 | 47.50 | 65.00 | WUFT | 10.66 | 20.50 | 31.16 |
| WBIQ | 17.50 | 47.50 | 65.00 | KWCS | 29.29 | .00 | 29.29 |
| WCIQ | 17.50 | 47.50 | 65.00 | KCTS | 9.75 | 20.00 | 29.75 |
| KETC | 18.99 | 45.24 | 64.23 | WJCT | 6.50 | 21.75 | 28.25 |
| KNME | 2.16 | 61.00 | 63.16 | KUON | 7.09 | 20.50 | 27.59 |
| WMVS | 12.58 | 43.42 | 56.00 | KRMA | 12.69 | 14.67 | 27.36 |
| WUNC | 11.50 | 41.75 | 53.25 | KOKH | 26.24 | .00 | 26.24 |
| WQEX | 22.50 | 29.50 | 52.00 | WILL | .00 | 25.83 | 25.83 |
| KETA | 28.09 | 22.00 | 50.09 | WHYY | 19.08 | 6.50 | 25.58 |
| KOED | 28.09 | 22.00 | 50.09 | KAET | .00 | 25.00 | 25.00 |
| WGBH | 12.00 | 36.50 | 48.50 | WYES | * | 23.25 | 23.25 |
| KTCA | 17.33 | 30.33 | 47.66 | WFSU | .00 | 21.25 | 21.25 |
| WETV | 29.31 | 16.25 | 45.56 | WERA | 4.50 | 16.25 | 20.75 |
| WNED | 19.48 | 25.50 | 44.98 | WGTV | .00 | 20.25 | 20.25 |
| KQED | 13.24 | 30.25 | 43.49 | KUHT | 1.50 | 17.25 | 18.75 |
| WTTW | .00 | 43.16 | 43.16 | WMUB | .00 | 18.50 | 18.50 |
| KVIE | 18.41 | 24.50 | 42.91 | KUAT | 2.49 | 15.25 | 17.74 |
| WKNO | 7.00 | 35.00 | 42.00 | WHA | 3.50 | 13.50 | 17.00 |
| WMSB | 7.00 | 34.48 | 41.48 | KCSO | 10.00 | .00 | 10.00 |
| WENH | 17.25 | 22.50 | 39.75 | WGTE | .00 | 9.75 | 9.75 |
| WIPM | .00 | 39.00 | 39.00 | KRET | 6.73 | .00 | 6.73 |
| KUED | 9.08 | 27.75 | 36.83 | | | | |
| KOAC | 15.00 | 21.00 | 36.00 | | | | |
| KOAP | 15.00 | 21.00 | 36.00 | | | | |
| KPEC | 15.00 | 21.00 | 36.00 | | | | |

* Data was not received in time for publication, however, WYES does broadcast In-School programs.

TABLE III
 AVERAGE NUMBER OF HOURS AND PERCENTAGES FOR
 EACH CATEGORY IN IN-SCHOOL BROADCASTING
 PER STATION PER WEEK

| CATEGORIES | *AVERAGE | PERCENTAGES |
|-----------------------------|----------|-------------|
| Science and Technology..... | 5.07 | 37.65% |
| Math..... | .91 | 6.83 |
| Physics..... | .58 | 4.32 |
| Chemistry..... | .33 | 2.45 |
| Biology..... | .62 | 4.57 |
| General Science..... | 2.07 | 15.37 |
| Other..... | .56 | 4.12 |
| Social Sciences..... | 2.36 | 17.55 |
| History..... | .96 | 7.17 |
| Social Studies..... | .72 | 5.35 |
| Other..... | .68 | 5.03 |
| Languages..... | 2.31 | 17.16 |
| French..... | .84 | 6.23 |
| German..... | .09 | .72 |
| Spanish..... | .97 | 7.14 |
| Other..... | .41 | 3.07 |
| Children's Programs..... | .24 | 1.79 |
| Literature..... | .95 | 7.01 |
| The Arts..... | 1.35 | 10.00 |
| Theatre Arts..... | .02 | .16 |
| Music..... | .94 | 6.90 |
| Fine Arts..... | .39 | 3.06 |
| News..... | .15 | 1.07 |
| Public Affairs..... | .13 | .98 |
| How To..... | .32 | 2.40 |
| Miscellaneous..... | .59 | 4.38 |

* Derived by dividing the total number of hours of each category in In-School Broadcasting by the total number of Educational Television stations (56).

TABLE IV
 AVERAGE NUMBER OF HOURS AND PERCENTAGES FOR
 EACH CATEGORY IN GENERAL BROADCASTING
 PER STATION PER WEEK

| CATEGORIES: | *AVERAGE | PERCENTAGES |
|---------------------------------------|----------|-------------|
| Science and Technology..... | 4.68 | 18.32% |
| Math..... | .84 | 3.30 |
| Physics..... | .61 | 2.39 |
| Chemistry..... | .39 | 1.52 |
| Technology..... | .67 | 2.62 |
| Medicine, Psychiatry, Psychology..... | .84 | 3.30 |
| Other..... | 1.33 | 5.19 |
| Social Sciences..... | 5.19 | 20.31 |
| History..... | 1.97 | 7.70 |
| Political Science..... | .83 | 3.24 |
| Economics..... | .38 | 1.49 |
| Other..... | 2.01 | 7.88 |
| Languages..... | .86 | 3.37 |
| Children's Programs..... | 2.96 | 11.58 |
| Religion..... | .54 | 2.10 |
| Literature..... | 1.38 | 5.42 |
| The Arts..... | 4.51 | 17.63 |
| Theatre Arts..... | .80 | 3.11 |
| Music..... | 2.43 | 9.52 |
| Fine Arts..... | 1.28 | 5.00 |
| News..... | .87 | 3.35 |
| Public Affairs..... | 2.96 | 11.28 |
| How To..... | .58 | 2.25 |
| Miscellaneous..... | 1.43 | 4.39 |

* Derived by dividing the total number of hours in each category in General Broadcasting by the total number of Educational Stations (56).

TABLE V
 THE PERCENTAGES OF MAJOR CATEGORIES FOR
 IN-SCHOOL AND GENERAL BROADCASTING IN RELATION
 TO TOTAL BROADCASTING

| CATEGORIES | Percent of In-School to Total Broadcasting | Percent of General to Total Broadcasting |
|-----------------------------|---|---|
| Science and Technology..... | 12.99 | 12.00 |
| Social Sciences..... | 6.07 | 13.30 |
| Languages..... | 5.92 | 2.21 |
| Children's Programs..... | .62 | 7.58 |
| Religion..... | .00 | 1.37 |
| Literature..... | 2.42 | 3.55 |
| The Arts..... | 3.45 | 11.54 |
| News..... | .34 | 2.19 |
| Public Affairs..... | .37 | 7.38 |
| How To..... | .83 | 1.48 |
| Miscellaneous..... | <u>1.51</u> | <u>2.88</u> |
| TOTAL | 34.52 | 65.48 |

TABLE VI


THE NUMBER OF ETV STATIONS BROADCASTING

EACH CATEGORY OF PROGRAM ON A SAMPLE BROADCAST DAY

(Monday, May 22, 1961)


| CATEGORIES | HOURS: | 7 | 8 | 9 | 10 | 11 | 12 | 1 | 2 | 3 | 4 | 5 | 6 | 7 | 8 | 9 | 10 | 11 |
|--|--------|---|---|---|----|----|----|----|----|---|----|----|----|----|----|----|----|----|
| Math, Physics, Chemistry..... | | 0 | 1 | 5 | 6 | 3 | 3 | 7 | 6 | 0 | 0 | 8 | 9 | 7 | 2 | 4 | 2 | 0 |
| Technology..... | | 0 | 0 | 1 | 3 | 0 | 0 | 1 | 3 | 3 | 2 | 3 | 0 | 3 | 0 | 3 | 1 | 0 |
| Medicine, Psychiatry, Psychology..... | | 0 | 1 | 0 | 0 | 2 | 0 | 1 | 1 | 0 | 1 | 1 | 0 | 3 | 1 | 0 | 1 | 0 |
| Other Science & Technology..... | | 0 | 5 | 9 | 16 | 10 | 6 | 13 | 11 | 2 | 3 | 4 | 9 | 5 | 4 | 3 | 1 | 0 |
| Social Sciences..... | | 0 | 2 | 9 | 13 | 12 | 5 | 12 | 11 | 8 | 1 | 5 | 9 | 12 | 17 | 17 | 3 | 0 |
| Languages..... | | 1 | 5 | 5 | 15 | 13 | 11 | 14 | 13 | 3 | 11 | 0 | 1 | 5 | 4 | 0 | 0 | 0 |
| Children's Programs..... | | 0 | 1 | 4 | 2 | 3 | 4 | 2 | 2 | 2 | 7 | 16 | 12 | 7 | 0 | 0 | 0 | 0 |
| Religion..... | | 0 | 0 | 0 | 0 | 0 | 0 | 0 | 0 | 0 | 0 | 1 | 5 | 2 | 0 | 0 | 0 | 0 |
| Literature..... | | 0 | 1 | 5 | 4 | 4 | 0 | 2 | 7 | 3 | 0 | 0 | 1 | 1 | 7 | 2 | 1 | 0 |
| Theatre Arts..... | | 0 | 0 | 0 | 0 | 0 | 0 | 0 | 0 | 0 | 1 | 0 | 0 | 1 | 5 | 0 | 0 | 0 |
| Music..... | | 0 | 0 | 2 | 2 | 2 | 5 | 7 | 4 | 5 | 1 | 2 | 6 | 6 | 7 | 8 | 3 | 0 |
| Fine Arts..... | | 1 | 0 | 1 | 11 | 30 | 0 | 1 | 2 | 1 | 1 | 1 | 1 | 13 | 7 | 4 | 1 | 0 |
| News..... | | 0 | 0 | 2 | 0 | 0 | 3 | 1 | 0 | 0 | 1 | 2 | 12 | 0 | 1 | 2 | 6 | 0 |
| Public Affairs..... | | 0 | 0 | 3 | 0 | 2 | 2 | 0 | 0 | 4 | 2 | 0 | 3 | 9 | 18 | 14 | 1 | 0 |
| How To..... | | 0 | 1 | 2 | 1 | 1 | 2 | 4 | 2 | 1 | 3 | 3 | 1 | 5 | 1 | 1 | 0 | 0 |

GRAPH I




Percentage of Time Spent on Each Program Category in the Study (1960) as Reported per Week per Station

GRAPH II



Percentage of Time for Each Program Category
in General Broadcasting per Week per Station

GRAPH III



Key:  In-School  General

The Percentage of Each Major Program Category for In-School and General Broadcasting in Relation to Total Broadcasting

IN-SCHOOL PROGRAMMING

| SOCIAL SCIENCE | History | Social Studies | Other | LANGUAGE | French | German | Spanish | Other | CHILDREN'S PROGRAMS | LITERATURE | ARTS | Theatre Arts | Music | Fine Arts |
|----------------|---------|----------------|--------|----------|--------|--------|---------|--------|---------------------|------------|-------|--------------|--------|-----------|
| 2.00' | .50' | 1.50' | -0' | 2.50' | -0' | -0' | 2.50' | -0' | -0' | -0' | 2.00' | -0' | 1.00' | 1.00' |
| 2.00 | .50 | 1.50 | -0- | 2.50 | -0- | -0- | 2.50 | -0- | -0- | -0- | 2.00 | -0- | 1.00 | 1.00 |
| 2.00 | .50 | 1.50 | -0- | 2.50 | -0- | -0- | 2.50 | -0- | -0- | -0- | 2.00 | -0- | 1.00 | 1.00 |
| -0- | -0- | -0- | -0- | -0- | -0- | -0- | -0- | -0- | -0- | -0- | -0- | -0- | -0- | -0- |
| -0- | -0- | -0- | -0- | .83 | -0- | -0- | .83 | -0- | -0- | -0- | .83 | -0- | -0- | .83 |
| 3.50 | 2.50 | -0- | 1.00 | 3.50 | -0- | -0- | 2.50 | 1.00 | 4.09 | 3.50 | 1.16 | -0- | 1.16 | -0- |
| -0- | -0- | -0- | -0- | 6.58 | .75 | -0- | 5.33 | .50 | 1.00 | -0- | .50 | -0- | .50 | -0- |
| .83 | -0- | -0- | .83 | 5.80 | 2.50 | -0- | 2.90 | .40 | .40 | .67 | .75 | -0- | .40 | .33 |
| 1.00 | 1.00 | -0- | -0- | 4.83 | 4.00 | -0- | .50 | .33 | -0- | -0- | .83 | -0- | .50 | .33 |
| 2.50 | 2.50 | -0- | -0- | 1.00 | -0- | -0- | 1.00 | -0- | -0- | -0- | -0- | -0- | -0- | -0- |
| 11.33 | 8.33 | -0- | 3.00 | 2.50 | -0- | -0- | 1.00 | 1.50 | -0- | 5.00 | -0- | -0- | -0- | -0- |
| -0- | -0- | -0- | -0- | -0- | -0- | -0- | -0- | -0- | -0- | -0- | -0- | -0- | -0- | -0- |
| 13.50 | 6.67 | 6.83 | -0- | 2.00 | -0- | -0- | 1.67 | .33 | 2.50 | 1.33 | 2.09 | -0- | 2.09 | -0- |
| -0- | -0- | -0- | -0- | -0- | -0- | -0- | -0- | -0- | -0- | -0- | -0- | -0- | -0- | -0- |
| 8.83 | 2.00 | 5.16 | 1.67 | 4.25 | 2.16 | -0- | 2.09 | -0- | -0- | -0- | 1.16 | -0- | -0- | 1.16 |
| -0- | -0- | -0- | -0- | -0- | -0- | -0- | -0- | -0- | -0- | -0- | -0- | -0- | -0- | -0- |
| -0- | -0- | -0- | -0- | -0- | -0- | -0- | -0- | -0- | -0- | -0- | -0- | -0- | -0- | -0- |
| 6.75 | -0- | 6.75 | -0- | 5.16 | -0- | -0- | 5.16 | -0- | -0- | 3.00 | 2.60 | -0- | -0- | -0- |
| 4.75 | 2.09 | 1.50 | 1.16 | 3.84 | -0- | -0- | 1.75 | 2.09 | -0- | 1.25 | 2.50 | -0- | 1.16 | 1.33 |
| .50 | -0- | -0- | .50 | -0- | -0- | -0- | -0- | -0- | -0- | -0- | 2.50 | -0- | 2.50 | -0- |
| -0- | -0- | -0- | -0- | -0- | -0- | -0- | -0- | -0- | -0- | -0- | -0- | -0- | -0- | -0- |
| 2.00 | -0- | -0- | 2.00 | 3.00 | 3.00 | -0- | -0- | -0- | -0- | 1.00 | 3.00 | -0- | 3.00 | -0- |
| 3.00 | 2.50 | -0- | .50 | 8.16 | 4.00 | 2.16 | 2.00 | -0- | -0- | 2.00 | .50 | -0- | -0- | .50 |
| 2.00 | 1.50 | -0- | .50 | 2.00 | -0- | -0- | 2.00 | -0- | -0- | -0- | 2.00 | -0- | 1.50 | .50 |
| -0- | -0- | -0- | -0- | 3.75 | -0- | .75 | 2.50 | .50 | .50 | .50 | 3.50 | 1.00 | 1.50 | 1.00 |
| 3.25 | -0- | 2.09 | 1.16 | 2.00 | -0- | -0- | 2.00 | -0- | -0- | -0- | -0- | -0- | -0- | -0- |
| 5.75 | -0- | 2.25 | 3.50 | 5.49 | 2.33 | -0- | -0- | 3.16 | -0- | 1.50 | -0- | -0- | -0- | -0- |
| 3.33 | 2.00 | -0- | 1.33 | 2.09 | -0- | -0- | -0- | 2.09 | -0- | -0- | -0- | -0- | -0- | -0- |
| 2.75 | 2.00 | -0- | .75 | 3.25 | 3.25 | -0- | -0- | -0- | -0- | -0- | 4.00 | -0- | 4.00 | -0- |
| -0- | -0- | -0- | -0- | -0- | -0- | -0- | -0- | -0- | -0- | -0- | -0- | -0- | -0- | -0- |
| 1.00 | -0- | -0- | 1.00 | 7.67 | 2.50 | 2.50 | -0- | 2.67 | -0- | 2.40 | 2.33 | -0- | -0- | 2.33 |
| 5.00 | 5.00 | -0- | -0- | 1.50 | 1.50 | -0- | -0- | -0- | -0- | -0- | -0- | -0- | -0- | -0- |
| 4.75 | -0- | 4.75 | -0- | 2.85 | 2.25 | -0- | -0- | .60 | 1.75 | 2.50 | -0- | -0- | -0- | -0- |
| .83 | -0- | -0- | .83 | 8.10 | 3.50 | -0- | -0- | 4.60 | -0- | -0- | .50 | -0- | -0- | .50 |
| -0- | -0- | -0- | -0- | -0- | -0- | -0- | -0- | -0- | -0- | -0- | -0- | -0- | -0- | -0- |
| -0- | -0- | -0- | -0- | -0- | -0- | -0- | -0- | -0- | -0- | -0- | -0- | -0- | -0- | -0- |
| 4.33 | -0- | -0- | 4.33 | 1.50 | 1.50 | -0- | -0- | -0- | -0- | 4.50 | -0- | -0- | -0- | -0- |
| 4.75 | 3.50 | 1.25 | -0- | 1.50 | -0- | -0- | 1.50 | -0- | -0- | -0- | 5.00 | -0- | 3.00 | 2.00 |
| 4.75 | 3.50 | 1.25 | -0- | 1.50 | -0- | -0- | 1.50 | -0- | -0- | -0- | 5.00 | -0- | 3.00 | 2.00 |
| 3.50' | -0' | -0' | 3.50' | 1.00' | 1.00' | -0' | -0' | -0' | -0' | 3.00' | .50' | -0' | .50' | -0' |
| 3.50 | -0- | -0- | 3.50 | 1.00 | 1.00 | -0- | -0- | -0- | -0- | 3.00 | .50 | -0- | .50 | -0- |
| 2.83 | -0- | 2.00 | .83 | 7.25 | 3.75 | -0- | 1.00 | 2.50 | -0- | 1.00 | -0- | -0- | -0- | -0- |
| 5.00 | 2.25 | -0- | 2.75 | 2.75 | 2.00 | -0- | .75 | -0- | .50 | 5.50 | 7.00 | -0- | 6.50 | .50 |
| 1.00 | 1.00 | -0- | -0- | 2.25 | -0- | -0- | 2.25 | -0- | -0- | 2.00 | 5.00 | -0- | 5.00 | -0- |
| -0- | -0- | -0- | -0- | -0- | -0- | -0- | -0- | -0- | -0- | -0- | -0- | -0- | -0- | -0- |
| -0- | -0- | -0- | -0- | -0- | -0- | -0- | -0- | -0- | -0- | -0- | -0- | -0- | -0- | -0- |
| 1.00 | -0- | -0- | 1.00 | 1.00 | -0- | -0- | 1.00 | -0- | -0- | -0- | -0- | -0- | -0- | -0- |
| -0- | -0- | -0- | -0- | 2.25 | -0- | -0- | 2.25 | -0- | -0- | 1.00 | -0- | -0- | -0- | -0- |
| -0- | -0- | -0- | -0- | -0- | -0- | -0- | -0- | -0- | -0- | -0- | -0- | -0- | -0- | -0- |
| 1.50 | -0- | 1.50 | -0- | .33 | -0- | -0- | .33 | -0- | -0- | -0- | 3.00 | -0- | 1.50 | 1.50 |
| 2.83 | -0- | .50 | 2.33 | 2.27 | 1.67 | -0- | -0- | .60 | 1.83 | 2.00 | 5.75 | .25 | 3.40 | 2.09 |
| -0- | -0- | -0- | -0- | 3.33 | 3.33 | -0- | -0- | -0- | -0- | -0- | -0- | -0- | -0- | -0- |
| 1.25 | 1.25 | -0- | -0- | .75 | -0- | -0- | .75 | -0- | 1.00 | 2.50 | 3.50 | -0- | 3.50 | -0- |
| 1.50 | 1.50 | -0- | -0- | -0- | -0- | -0- | -0- | -0- | -0- | 3.75 | 2.00 | -0- | 2.00 | -0- |
| -0- | -0- | -0- | -0- | 1.00 | 1.00 | -0- | -0- | -0- | -0- | -0- | -0- | -0- | -0- | -0- |
| 1.50 | 1.50 | -0- | -0- | 2.08 | -0- | -0- | 1.83 | .25 | -0- | -0- | 1.50 | -0- | 1.50 | -0- |
| 132.39' | 54.09' | 40.33' | 37.97' | 129.41' | 46.99' | 5.41' | 53.89' | 23.12' | 13.57' | 52.90' | 5.50' | 1.25' | 52.10' | 22.15' |
| 2.36' | .96' | .72' | .68' | 2.31' | .84' | .09' | .97' | .41' | .24' | .95' | 1.35' | .02' | .94' | .39' |
| 1.50' | -0- | -0- | -0- | 2.00' | -0- | -0- | .17' | -0- | -0- | -0- | .50' | -0- | -0- | -0- |
| 6.07% | 2.48% | 1.85% | 1.74% | 5.92% | 2.15% | .75% | 2.46% | 1.06% | .62% | 2.42% | 3.45% | .06% | 2.38% | 1.01% |
| 17.55% | 7.17% | 5.35% | 5.03% | 17.16% | 6.23% | .72% | 7.14% | 3.07% | 1.79% | 7.01% | 0.00% | .16% | 6.90% | 3.06% |
| 22 | 15 | 22 | 32 | 20 | 3 | 28 | 16 | 8 | 22 | 25 | 2 | 30 | 19 | |

| CHILDREN'S PROGRAMS | LITERATURE | ARTS | Theatre Arts | MUSIC | Fine Arts | NEWS | PUBLIC AFFAIRS | HOW TO... | MISCELLANEOUS | TOTAL | Morning | Afternoon | Evening |
|---------------------|------------|-------|--------------|--------|-----------|-------|----------------|-----------|---------------|---------|---------|-----------|---------|
| -0- | -0- | 2.00' | -0- | 1.00' | 1.00' | -0- | -0- | 1.00' | -0- | 17.50' | 11.00' | 2.50' | -0- |
| -0- | -0- | 2.00' | -0- | 1.00' | 1.00' | -0- | -0- | 1.00' | -0- | 17.50' | 11.00' | 2.50' | -0- |
| -0- | -0- | 2.00' | -0- | 1.00' | 1.00' | -0- | -0- | 1.00' | -0- | 17.50' | 15.00' | 2.50' | -0- |
| -0- | -0- | -0- | -0- | -0- | -0- | -0- | -0- | -0- | -0- | -0- | -0- | -0- | -0- |
| -0- | -0- | .83 | -0- | -0- | .83 | -0- | -0- | -0- | -0- | 2.49 | 1.66 | .83 | -0- |
| 4.09 | 3.50 | 1.16 | -0- | 1.16 | -0- | -0- | 1.00 | -0- | -0- | 18.41 | 9.50 | 8.91 | -0- |
| 1.00 | -0- | .50 | -0- | .50 | -0- | -0- | 1.00 | -0- | -0- | 13.24 | 6.91 | 6.33 | -0- |
| .40 | .67 | .75 | -0- | .40 | .33 | -0- | -0- | .90 | -0- | 12.69 | 9.25 | 3.44 | -0- |
| -0- | -0- | .83 | -0- | .50 | .33 | -0- | -0- | -0- | 1.00 | 10.66 | 9.08 | 1.58 | -0- |
| -0- | -0- | -0- | -0- | -0- | -0- | -0- | -0- | -0- | -0- | 6.50 | 6.50 | -0- | -0- |
| -0- | 5.00 | -0- | -0- | -0- | -0- | -0- | -0- | 1.50 | 2.67 | 31.83 | 18.08 | 13.75 | -0- |
| -0- | -0- | -0- | -0- | -0- | -0- | -0- | -0- | -0- | -0- | -0- | -0- | -0- | -0- |
| 2.50 | 1.33 | 2.09 | -0- | 2.09 | -0- | -0- | 1.25 | -0- | 1.00 | 32.68 | 16.83 | 15.85 | -0- |
| -0- | -0- | -0- | -0- | -0- | -0- | -0- | -0- | -0- | -0- | -0- | -0- | -0- | -0- |
| -0- | -0- | 1.16 | -0- | -0- | 1.16 | .50 | -0- | .40 | -0- | 29.31 | 14.31 | 15.00 | -0- |
| -0- | -0- | -0- | -0- | -0- | -0- | -0- | -0- | -0- | -0- | -0- | -0- | -0- | -0- |
| -0- | -0- | -0- | -0- | -0- | -0- | -0- | -0- | -0- | -0- | -0- | -0- | -0- | -0- |
| -0- | 3.00 | 2.60 | -0- | .33 | 2.25 | -0- | .40 | .33 | 1.25 | 21.49 | 11.16 | 10.33 | -0- |
| -0- | 1.25 | 2.50 | -0- | 1.16 | 1.33 | -0- | .40 | -0- | -0- | 22.99 | 12.66 | 10.33 | -0- |
| -0- | -0- | 2.50 | -0- | 2.50 | -0- | -0- | -0- | -0- | -0- | 10.50 | 8.00 | 2.50 | -0- |
| -0- | -0- | -0- | -0- | -0- | -0- | -0- | -0- | -0- | -0- | -0- | -0- | -0- | -0- |
| -0- | 1.00 | 3.00 | -0- | 3.00 | -0- | -0- | -0- | -0- | -0- | 12.00 | 7.50 | 4.50 | -0- |
| -0- | 2.00 | .50 | -0- | -0- | .50 | -0- | -0- | -0- | -0- | 19.16 | 10.00 | 9.16 | -0- |
| -0- | -0- | 2.00 | -0- | 1.50 | .50 | -0- | -0- | -0- | -0- | 7.00 | 2.50 | 4.50 | -0- |
| .50 | .50 | 3.50 | 1.00 | 1.50 | 1.00 | -0- | -0- | 2.50 | .75 | 17.33 | 6.50 | 10.83 | -0- |
| -0- | -0- | -0- | -0- | -0- | -0- | -0- | -0- | -0- | 1.00 | 10.00 | 8.75 | 1.25 | -0- |
| -0- | 1.50 | -0- | -0- | -0- | -0- | -0- | 1.00 | -0- | 2.25 | 18.99 | 15.00 | 3.99 | -0- |
| -0- | -0- | -0- | -0- | -0- | -0- | -0- | -0- | -0- | -0- | 7.09 | 4.59 | 2.50 | -0- |
| -0- | -0- | 4.00 | -0- | 4.00 | -0- | -0- | -0- | -0- | -0- | 17.25 | 12.50 | 4.75 | -0- |
| -0- | -0- | -0- | -0- | -0- | -0- | -0- | -0- | -0- | -0- | 2.16 | .50 | 1.66 | -0- |
| -0- | 2.40 | 2.33 | -0- | -0- | 2.33 | -0- | -0- | -0- | -0- | 19.48 | 13.15 | 6.33 | -0- |
| -0- | -0- | -0- | -0- | -0- | -0- | -0- | -0- | -0- | -0- | 11.50 | 10.00 | 1.50 | -0- |
| 1.75 | 2.50 | -0- | -0- | -0- | -0- | -0- | -0- | 3.83 | -0- | 21.01 | 10.08 | 10.93 | -0- |
| -0- | -0- | .50 | -0- | -0- | .50 | -0- | -0- | -0- | -0- | 27.60 | 10.35 | 15.25 | 2.00 |
| -0- | -0- | -0- | -0- | -0- | -0- | -0- | -0- | -0- | -0- | -0- | -0- | -0- | -0- |
| -0- | -0- | -0- | -0- | -0- | -0- | -0- | -0- | -0- | -0- | -0- | -0- | -0- | -0- |
| -0- | 4.50 | -0- | -0- | -0- | -0- | 1.00 | -0- | -0- | 4.16 | 26.24 | 13.00 | 13.24 | -0- |
| -0- | -0- | 5.00 | -0- | 3.00 | 2.00 | .75 | .67 | .67 | 1.50 | 28.09 | 12.84 | 15.25 | -0- |
| -0- | -0- | 5.00 | -0- | 3.00 | 2.00 | .75 | .67 | .67 | 1.50 | 28.09 | 12.84 | 15.25 | -0- |
| -0- | 3.00' | .50' | -0- | .50' | -0- | -0- | -0- | -0- | -0- | 15.00' | 15.00' | -0' | -0' |
| -0- | 3.00 | .50 | -0- | .50 | -0- | -0- | -0- | -0- | -0- | 15.00 | 15.00 | -0- | -0- |
| -0- | 1.00 | -0- | -0- | -0- | -0- | -0- | -0- | -0- | -0- | 19.08 | 8.83 | 10.25 | -0- |
| .50 | 5.50 | 7.00 | -0- | 6.50 | .50 | -0- | -0- | 1.00 | 2.90 | 38.48 | 16.50 | 21.98 | -0- |
| -0- | 2.00 | 5.00 | -0- | 5.00 | -0- | 1.00 | -0- | -0- | 2.75 | 22.50 | 7.50 | 15.00 | -0- |
| -0- | -0- | -0- | -0- | -0- | -0- | -0- | -0- | -0- | -0- | -0- | -0- | -0- | -0- |
| -0- | -0- | -0- | -0- | -0- | -0- | -0- | -0- | -0- | -0- | -0- | -0- | -0- | -0- |
| -0- | -0- | -0- | -0- | -0- | -0- | 1.00 | -0- | -0- | -0- | 7.00 | -0- | 7.00 | -0- |
| -0- | 1.00 | -0- | -0- | -0- | -0- | -0- | -0- | -0- | 1.25 | 4.50 | 2.00 | 2.50 | -0- |
| -0- | -0- | -0- | -0- | -0- | -0- | -0- | -0- | -0- | -0- | 1.50 | 1.50 | -0- | -0- |
| -0- | -0- | 3.00 | -0- | 1.50 | 1.50 | -0- | -0- | -0- | -0- | 6.73 | 2.00 | 4.73 | -0- |
| .83 | 2.00 | 5.75 | .25 | 3.40 | 2.09 | 1.09 | .50 | 2.33 | 1.60 | 29.29 | 15.50 | 13.79 | -0- |
| -0- | -0- | -0- | -0- | -0- | -0- | .50 | -0- | -0- | -0- | 9.08 | 5.50 | 3.58 | -0- |
| .00 | 2.50 | 3.50 | -0- | 3.50 | -0- | 1.50 | -0- | 1.00 | 7.00 | 22.25 | 7.50 | 14.75 | -0- |
| -0- | 3.75 | 2.00 | -0- | 2.00 | -0- | -0- | -0- | -0- | -0- | 9.75 | 5.50 | 4.25 | -0- |
| -0- | -0- | -0- | -0- | -0- | -0- | -0- | -0- | -0- | -0- | 3.50 | 3.00 | .50 | -0- |
| -0- | -0- | 1.50 | -0- | 1.50 | -0- | -0- | .50 | -0- | .50 | 12.98 | 7.75 | 3.83 | 1.00 |
| 57' | 52.90' | 5.50' | 1.25' | 52.10' | 22.15' | 8.09' | 7.39' | 18.13' | 33.08' | 754.52' | 432.12' | 319.40' | 3.00' |
| 24' | .95' | 1.35' | .02' | .94' | .39' | .15' | .13' | .32' | .59' | 13.47' | 7.71' | 5.70' | .05' |
| 0- | -0- | .50' | -0- | -0- | -0- | -0- | -0- | -0- | -0- | 12.64' | 7.88' | 3.71' | -0- |
| 62% | 2.42% | 3.45% | .06% | 2.38% | 1.01% | .34% | .37% | .83% | 1.51% | 34.52% | 19.77% | 14.61% | .14% |
| 79% | 7.01% | 3.00% | .16% | 6.90% | 3.06% | 1.07% | .98% | 2.40% | 4.38% | 100.00% | 57.27% | 42.33% | .40% |
| 22 | | 25 | 2 | 30 | 19 | 9 | 10 | 14 | 16 | 46 | 45 | 43 | 2 |

| STATION | SCIENCE AND TECHNOLOGY | Mathematics | Physics | Chemis. | Technology | Medicine, Psychology, Psychiatry | Other | SOCIAL SCIENCE | History | Political Science | Economics | Other |
|--|------------------------|-------------|---------|---------|------------|----------------------------------|--------|----------------|---------|-------------------|-----------|---------|
| | | | | | | | | | | | | |
| WAIQ | 18.00' | 5.50' | 1.00' | 2.00' | 2.50' | 3.00' | 3.50' | 6.25' | 3.50' | -0-' | -0-' | 2.75' |
| WBIQ | 18.00 | 5.50 | 1.00 | 2.00 | 2.50 | 3.00 | 3.50 | 6.25 | 3.50 | -0- | -0- | 2.75 |
| WCIQ | 18.00 | 5.50 | 1.00 | 2.00 | 2.50 | 3.00 | 3.50 | 6.25 | 3.50 | -0- | -0- | 2.75 |
| KAET | 3.25 | -0- | .50 | -0- | -0- | 1.25 | 1.50 | 7.75 | 2.00 | .75 | 1.75 | 3.25 |
| KUAT | 2.50 | -0- | .50 | 1.00 | -0- | .50 | .50 | 3.25 | 1.25 | 1.00 | -0- | 1.00 |
| KVIE | 1.50 | -0- | .50 | -0- | -0- | -0- | 1.00 | 5.00 | 1.50 | 2.00 | -0- | 1.50 |
| KQED | 4.00 | -0- | .50 | -0- | 1.25 | 1.00 | 1.25 | 3.00 | -0- | 1.00 | .25 | 1.75 |
| KRMA | 2.00 | -0- | .50 | -0- | .50 | .50 | .50 | 1.50 | 1.00 | -0- | -0- | .50 |
| WUFT | 2.25 | -0- | .50 | -0- | .50 | -0- | 1.25 | 2.00 | 1.00 | -0- | -0- | 1.00 |
| WJCT | 2.25 | -0- | .50 | -0- | .25 | .25 | 1.25 | 6.25 | 2.00 | 1.00 | .25 | 3.00 |
| WTHS | 4.25 | -0- | -0- | -0- | .25 | .50 | 3.50 | 11.00 | 1.00 | 1.50 | 2.00 | 6.50 |
| WFSU | 3.50 | -0- | .50 | -0- | .50 | .50 | 2.00 | 4.50 | 2.50 | -0- | -0- | 2.00 |
| WEDU | 4.75 | -0- | .50 | -0- | 1.25 | -0- | 3.00 | 11.50 | 2.50 | 5.00 | .50 | 3.50 |
| WGTV | 5.25 | -0- | 1.25 | .50 | -0- | 2.50 | 1.00 | 3.25 | 2.50 | -0- | -0- | .50 |
| WETV | 3.25 | -0- | 1.00 | -0- | .50 | 1.50 | .25 | 3.25 | 1.00 | .50 | .75 | 1.00 |
| WTTM | 5.25 | .50 | 1.50 | -0- | .25 | 1.50 | 1.50 | 13.25 | 4.50 | -0- | -0- | 8.75 |
| WILL | 3.16 | -0- | 1.00 | .83 | .83 | -0- | .50 | 9.67 | .50 | 1.67 | 3.67 | 3.83 |
| KDPS | 1.00 | -0- | .50 | -0- | -0- | .50 | -0- | 1.50 | .50 | .50 | .50 | -0- |
| WFPK | 1.50 | -0- | -0- | -0- | -0- | 1.00 | .50 | 2.50 | 1.50 | .50 | -0- | .50 |
| KLSE | 6.50 | -0- | 2.00 | -0- | 1.00 | .50 | 3.00 | 11.50 | -0- | -0- | -0- | 11.50 |
| WYES | 4.50 | 2.50 | -0- | -0- | .50 | .50 | 1.00 | 4.50 | 1.25 | 1.00 | -0- | 2.25 |
| WGBH | 6.50 | -0- | 1.00 | -0- | 2.50 | 2.00 | 1.00 | 7.00 | 3.00 | 3.00 | -0- | 1.00 |
| WTVS | 16.25 | 2.00 | 1.50 | 3.00 | 3.00 | 2.00 | 4.75 | 7.25 | 3.50 | 1.75 | -0- | 2.00 |
| WMSB | 6.75 | -0- | -0- | 1.00 | 1.25 | 1.50 | 3.00 | 2.00 | 2.00 | -0- | -0- | -0- |
| KYCA | 4.00 | 1.00 | 1.00 | -0- | .50 | -0- | 1.50 | 9.50 | 4.00 | 1.00 | 2.00 | 2.50 |
| KCSD | -0- | -0- | -0- | -0- | -0- | -0- | -0- | -0- | -0- | -0- | -0- | -0- |
| KETC | 2.50 | .50 | 1.00 | -0- | -0- | .50 | .50 | 12.76 | 3.75 | 2.16 | .25 | 6.60 |
| KUON | 5.75 | 2.50 | .50 | -0- | .25 | 1.00 | 1.50 | 2.50 | .50 | -0- | -0- | 2.00 |
| WENH | 3.75 | -0- | -0- | -0- | -0- | 1.00 | 2.75 | 2.00 | .50 | -0- | 1.00 | .50 |
| KNME | 15.00 | 8.00 | 1.00 | -0- | 1.25 | .50 | 4.25 | 13.00 | 4.50 | 2.00 | -0- | 6.50 |
| WNED | 5.25 | -0- | 1.25 | -0- | 1.00 | 2.00 | 1.00 | 6.25 | 4.50 | 1.00 | .25 | .50 |
| WUNC | 8.00 | -0- | .50 | .50 | 2.00 | 1.50 | 3.50 | 10.00 | 4.75 | .50 | -0- | 4.75 |
| WCET | 1.50 | -0- | 1.00 | -0- | .50 | -0- | -0- | 2.50 | 1.00 | .50 | -0- | 1.00 |
| WOSU | 10.92 | 2.50 | -0- | 2.50 | 1.00 | 2.67 | 2.25 | 8.82 | 3.16 | 1.00 | .50 | 4.16 |
| WMUB | 6.50 | -0- | .50 | -0- | -0- | 2.00 | 4.00 | 3.00 | 1.00 | .50 | -0- | 1.50 |
| WGTE | 1.75 | -0- | -0- | -0- | .25 | 1.50 | -0- | 2.00 | 1.00 | 1.00 | -0- | -0- |
| KOKH | -0- | -0- | -0- | -0- | -0- | -0- | -0- | -0- | -0- | -0- | -0- | -0- |
| KETA | 4.50 | -0- | .75 | 2.50 | .25 | -0- | 1.00 | 6.50 | 3.50 | -0- | 2.50 | .50 |
| KOED | 4.50 | -0- | .75 | 2.50 | .25 | -0- | 1.00 | 6.50 | 3.50 | -0- | 2.50 | .50 |
| KOAC | 2.75' | 1.50' | .50' | -0-' | .25' | -0-' | .50' | 3.75' | 1.00' | 2.00' | -0-' | .75' |
| KOAP | 2.75 | 1.50 | .50 | -0- | .25 | -0- | .50 | 3.75 | 1.00 | 2.00 | -0- | .75 |
| WHYY | 1.50 | -0- | -0- | -0- | .50 | 1.00 | -0- | 1.00 | .50 | .50 | -0- | -0- |
| WQED | 3.75 | -0- | .50 | -0- | 1.50 | .50 | 1.25 | 5.00 | 1.50 | 1.00 | 1.00 | 1.50 |
| WQEX | 3.25 | -0- | .50 | -0- | 1.25 | 1.00 | .50 | 5.25 | 4.00 | .50 | -0- | .75 |
| WIPM | 2.00 | -0- | -0- | -0- | -0- | 1.50 | .50 | 5.00 | 2.00 | -0- | 1.00 | 2.00 |
| WIPR | .75 | -0- | -0- | -0- | -0- | .50 | .25 | 7.00 | 1.00 | 1.00 | -0- | 5.00 |
| WKNO | 5.75 | 2.00 | 1.75 | -0- | 1.00 | -0- | 1.00 | 3.75 | 2.50 | -0- | -0- | 1.25 |
| WERA | 1.75 | -0- | -0- | -0- | .75 | 1.00 | -0- | 2.25 | 1.00 | -0- | .25 | 1.00 |
| KUHT | 5.00 | 2.25 | -0- | -0- | 1.25 | .50 | 1.00 | 3.25 | -0- | 1.50 | .25 | 1.50 |
| KRET | -0- | -0- | -0- | -0- | -0- | -0- | -0- | -0- | -0- | -0- | -0- | -0- |
| KWCS | -0- | -0- | -0- | -0- | -0- | -0- | -0- | -0- | -0- | -0- | -0- | -0- |
| KUED | 4.50 | 2.50 | 1.00 | -0- | -0- | -0- | 1.00 | 6.00 | 4.00 | 1.00 | -0- | 1.00 |
| KPEC | 1.50 | -0- | 1.00 | -0- | -0- | .50 | -0- | 4.50 | 2.50 | 1.50 | -0- | .50 |
| KCTS | 3.00 | 1.50 | 1.00 | -0- | -0- | -0- | .50 | 4.25 | 2.00 | 1.00 | -0- | 1.25 |
| WHA | 2.00 | -0- | -0- | -0- | .50 | 1.00 | .50 | 4.00 | 1.50 | 2.50 | -0- | -0- |
| WMVS | 4.00 | -0- | 2.00 | -0- | 1.25 | -0- | .75 | 6.50 | 4.50 | 1.00 | -0- | 1.00 |
| Total Number of Hours per Week | 262.33' | 47.25' | 34.25' | 21.83' | 37.58' | 47.17' | 74.25' | 290.75' | 110.16' | 46.33' | 21.42' | 112.84' |
| Average Number of Hours per Station per Week | 4.68' | .84' | .61' | .39' | .67' | .84' | 1.33' | 5.19' | 1.97' | .83' | .38' | 2.01' |
| Median Number of Hours per Week | 3.69' | -0- | .50' | -0- | .50' | .50' | 1.00' | 4.50' | 1.50' | .50' | -0- | 1.25' |
| Percent of Total Broadcasts | 12.00% | 2.16% | 1.57% | .99% | 1.72% | 2.16% | 3.40% | 13.30% | 5.04% | 2.12% | .97% | 5.17% |
| Percent of General Broadcasts | 18.32% | 3.30% | 2.39% | 1.52% | 2.62% | 3.30% | 5.19% | 20.31% | 7.70% | 3.24% | 1.49% | 7.88% |
| Stations | 52 | 17 | 39 | 12 | 38 | 38 | 46 | 52 | 49 | 35 | 19 | 47 |

GENERAL PROGRAMMING

| Category | Political Science | Economics | Other | LANGUAGES | CHILDREN'S PROGRAMS | RELIGION | LITERATURE | THE ARTS | Theatre Arts | Music | Fine Arts | NEWS | PUBLIC AFFAIRS | HOW TO... |
|----------|-------------------|-----------|---------|-----------|---------------------|----------|------------|----------|--------------|---------|-----------|--------|----------------|-----------|
| .50' | -0' | -0' | 2.75' | 1.50' | 4.00' | -0' | 3.50' | 7.75' | -0' | 5.75' | 2.00' | 1.50' | 3.50' | .50' |
| .50' | -0' | -0' | 2.75' | 1.50' | 4.00' | -0' | 3.50' | 7.75' | -0' | 5.75' | 2.00' | 1.50' | 3.50' | .50' |
| .50' | -0' | -0' | 2.75' | 1.50' | 4.00' | -0' | 3.50' | 7.75' | -0' | 5.75' | 2.00' | 1.50' | 3.50' | .50' |
| .50' | .75' | 1.75' | 3.25' | 2.50' | 3.75' | -0' | 1.00' | 1.50' | -0' | 1.00' | .50' | 1.75' | 2.00' | -0' |
| .25' | 1.00' | -0' | 1.00' | 1.00' | 2.50' | .50' | 1.00' | 3.00' | -0' | 1.50' | 1.50' | .50' | 1.00' | -0' |
| .50' | 2.00' | -0' | 1.50' | -0' | 7.50' | .50' | 1.00' | 4.50' | -0' | 4.00' | .50' | -0' | 4.50' | -0' |
| 0.00' | 1.00' | .25' | 1.75' | 1.00' | 5.25' | 1.00' | .50' | 10.00' | 3.00' | 7.00' | -0' | 1.00' | 2.25' | -0' |
| .00' | -0' | -0' | .50' | -0' | 1.50' | .50' | .50' | 1.00' | -0' | .50' | .50' | -0' | 3.67' | 4.00' |
| .00' | -0' | -0' | 1.00' | -0' | 3.50' | -0' | 1.50' | 4.00' | -0' | 2.75' | 1.25' | 1.25' | 4.50' | .50' |
| .00' | 1.00' | .25' | 3.00' | .00' | 3.25' | -0' | 1.50' | 4.50' | 1.00' | 2.00' | 1.50' | -0' | 3.50' | .50' |
| .00' | 1.50' | 2.00' | 6.50' | 3.50' | 2.50' | -0' | 2.50' | 4.50' | .50' | 2.50' | 1.50' | .50' | 4.50' | 4.00' |
| .50' | -0' | -0' | 2.00' | .50' | 2.50' | .50' | 1.00' | 4.00' | -0' | 1.50' | 2.50' | 1.25' | 1.50' | -0' |
| .50' | 5.00' | .50' | 3.50' | 4.00' | 2.75' | 1.50' | 2.50' | 4.50' | 1.50' | 2.00' | 1.00' | 1.25' | 4.00' | -0' |
| .50' | -0' | -0' | .50' | -0' | -0' | 1.50' | 2.00' | 2.50' | -0' | 1.00' | 1.50' | -0' | 2.00' | 3.25' |
| .00' | .50' | .75' | 1.00' | -0' | 2.50' | -0' | 1.50' | 2.00' | -0' | 1.00' | 1.00' | -0' | 3.00' | .50' |
| .50' | -0' | -0' | 8.75' | 2.00' | 6.25' | .50' | 1.00' | 8.00' | -0' | 6.50' | 1.50' | .16' | 4.50' | 2.25' |
| .50' | 1.67' | 3.67' | 3.83' | -0' | -0' | 2.00' | 3.00' | 3.50' | 1.00' | 2.00' | .50' | 2.50' | 2.00' | -0' |
| .50' | .50' | .50' | -0' | .50' | 2.00' | -0' | .50' | 1.00' | -0' | .50' | .50' | -0' | 3.00' | .50' |
| 0.00' | -0' | -0' | .50' | 1.00' | 2.00' | .50' | -0' | 1.00' | -0' | -0' | 1.00' | -0' | .50' | .50' |
| .25' | 1.00' | -0' | 11.50' | -0' | -0' | .50' | -0' | 2.00' | -0' | 2.00' | -0' | -0' | 1.00' | -0' |
| .00' | -0' | -0' | 2.25' | .50' | 3.25' | 1.50' | -0' | .75' | .75' | -0' | .25' | -0' | 5.00' | -0' |
| .00' | 3.00' | -0' | 1.00' | 1.00' | 2.50' | 1.00' | .50' | 6.50' | 1.00' | 3.00' | 2.50' | 5.50' | 5.00' | -0' |
| .50' | 1.75' | -0' | 2.00' | 2.50' | 4.00' | 1.50' | 2.50' | 6.00' | -0' | 1.50' | 4.50' | 1.50' | 1.75' | 2.50' |
| .00' | -0' | -0' | -0' | -0' | 3.50' | 1.00' | 2.00' | 4.75' | 1.00' | 2.00' | 1.75' | 3.83' | 5.00' | .75' |
| .00' | 1.00' | 2.00' | 2.50' | .50' | 2.50' | 1.00' | 3.50' | 5.00' | -0' | 3.00' | 2.00' | .83' | 2.50' | -0' |
| .00' | -0' | -0' | -0' | -0' | -0' | -0' | -0' | -0' | -0' | -0' | -0' | -0' | -0' | -0' |
| .75' | 2.16' | .25' | 6.60' | 2.50' | 4.50' | .50' | 5.50' | 6.37' | -0' | 5.50' | .87' | 5.90' | 3.50' | .25' |
| .50' | -0' | -0' | 2.00' | -0' | -0' | -0' | .50' | 6.50' | 1.50' | 3.50' | 1.50' | .25' | 5.00' | -0' |
| .50' | -0' | 1.00' | .50' | 1.00' | 2.50' | .50' | -0' | 6.75' | .25' | 5.50' | 1.00' | 1.50' | 2.75' | -0' |
| .50' | 2.00' | -0' | 6.50' | 2.00' | 13.00' | 2.00' | 4.00' | 10.25' | .50' | 7.50' | 2.25' | -0' | 1.50' | -0' |
| .50' | 1.00' | .25' | .50' | -0' | 2.50' | -0' | 1.00' | 6.50' | 1.50' | 4.50' | .50' | -0' | 3.50' | -0' |
| .75' | .50' | -0' | 4.75' | -0' | -0' | 1.50' | 1.50' | 7.25' | -0' | 3.75' | 3.50' | 4.50' | 7.50' | -0' |
| .00' | .50' | -0' | 1.00' | .50' | 2.50' | -0' | 1.00' | 2.00' | -0' | 1.00' | 1.00' | -0' | 2.50' | .50' |
| .16' | 1.00' | .50' | 4.16' | -0' | 7.75' | 1.00' | 2.90' | 6.00' | 1.50' | 2.50' | 2.00' | 1.50' | 2.50' | .25' |
| .00' | .50' | -0' | 1.50' | -0' | 2.50' | -0' | .50' | 3.50' | -0' | 1.00' | 2.50' | 1.00' | 1.00' | .50' |
| .00' | 1.00' | -0' | -0' | -0' | 2.50' | -0' | -0' | 1.00' | -0' | -0' | 1.00' | -0' | 1.00' | 1.50' |
| .50' | -0' | -0' | -0' | -0' | -0' | -0' | -0' | -0' | -0' | -0' | -0' | -0' | -0' | -0' |
| .50' | -0' | 2.50' | .50' | 4.50' | -0' | .25' | .50' | 2.00' | -0' | 1.50' | .50' | 1.25' | 2.25' | -0' |
| .50' | -0' | 2.50' | .50' | 4.50' | -0' | .25' | .50' | 2.00' | -0' | 1.50' | .50' | 1.25' | 2.25' | -0' |
| .00' | 2.00' | -0' | .75' | 2.00' | 3.75' | 1.00' | 2.00' | 3.00' | .50' | 1.50' | 1.00' | .75' | 2.00' | -0' |
| .00' | 2.00' | -0' | .75' | 2.00' | 3.75' | 1.00' | 2.00' | 3.00' | .50' | 1.50' | 1.00' | .75' | 2.00' | -0' |
| .50' | .50' | -0' | -0' | -0' | -0' | .50' | .50' | .50' | -0' | .50' | -0' | -0' | 2.50' | -0' |
| .50' | 1.00' | 1.00' | 1.50' | -0' | 5.75' | 2.00' | .75' | 10.75' | 3.00' | 6.75' | 1.00' | 1.25' | 7.00' | 1.00' |
| .00' | .50' | -0' | .75' | -0' | 5.25' | -0' | .50' | 9.00' | 2.00' | 5.50' | 1.50' | 1.25' | 3.50' | 1.00' |
| .00' | -0' | 1.00' | 2.00' | .50' | 4.50' | -0' | -0' | 18.50' | 15.50' | 2.00' | 1.00' | -0' | 5.50' | -0' |
| .00' | 1.00' | -0' | 5.00' | -0' | 8.00' | -0' | .75' | 7.50' | 5.00' | 1.00' | 1.50' | -0' | 7.75' | -0' |
| .50' | -0' | -0' | 1.25' | .50' | 6.50' | -0' | 1.50' | 13.25' | 3.00' | 7.50' | 2.75' | -0' | 3.00' | -0' |
| .50' | -0' | .25' | 1.00' | -0' | 1.25' | .50' | .50' | 1.00' | -0' | .50' | .50' | -0' | 1.50' | 2.50' |
| .50' | 1.50' | .25' | 1.50' | -0' | 2.50' | .50' | 1.25' | 3.00' | -0' | 2.25' | .75' | -0' | 1.50' | -0' |
| .50' | -0' | -0' | -0' | -0' | -0' | -0' | -0' | -0' | -0' | -0' | -0' | -0' | -0' | -0' |
| .50' | -0' | -0' | -0' | -0' | -0' | -0' | -0' | -0' | -0' | -0' | -0' | -0' | -0' | -0' |
| .00' | 1.00' | -0' | 1.00' | 2.00' | 3.25' | -0' | 2.50' | 4.50' | -0' | 1.50' | 3.00' | .50' | 3.00' | -0' |
| .00' | 1.50' | -0' | .50' | -0' | -0' | -0' | .50' | 1.50' | -0' | .50' | 1.00' | -0' | 3.50' | -0' |
| .00' | 1.00' | -0' | 1.25' | 1.25' | 1.50' | -0' | 3.25' | 2.00' | -0' | .50' | 1.50' | -0' | 1.75' | 1.50' |
| .00' | 2.50' | -0' | -0' | -0' | -0' | 1.50' | -0' | 2.00' | -0' | 1.00' | 1.00' | -0' | 3.50' | -0' |
| .00' | 1.00' | -0' | 1.00' | -0' | 6.50' | 1.50' | 3.67' | 4.75' | -0' | 1.50' | 3.25' | -0' | 1.00' | 2.50' |
| 6' | 46.33' | 21.42' | 112.84' | 48.25' | 165.75' | 30.00' | 77.57' | 252.33' | 44.50' | 136.25' | 71.58' | 47.97' | 61.42' | 32.25' |
| 7' | .83' | .38' | 2.01' | .86' | 2.96' | .54' | 1.38' | 4.51' | .80' | 2.43' | 1.28' | .87' | 2.96' | .58' |
| 0' | .50' | -0' | 1.25' | 1.25' | 2.50' | .50' | 1.00' | 4.25' | -0' | 1.75' | 1.00' | .50' | 2.63' | -0' |
| % | 2.12% | .97% | 5.17% | 2.21% | 7.58% | 1.37% | 3.55% | 21.54% | 2.04% | 6.23% | 3.27% | 2.19% | 7.38% | 1.48% |
| % | 3.24% | 1.49% | 7.88% | 3.37% | 11.58% | 2.10% | 5.42% | 17.63% | 3.11% | 9.52% | 5.00% | 3.35% | 11.28% | 2.25% |

RAMMING

| RELIGION | LITERATURE | TE. ARTS | Dramatic Arts | Music | Fine Arts | NEWS | PUBLIC AFFAIR | HOW TO... | MISCELLANEOUS | TOTAL | M. J. S. I. | AFTERNOON | EVENING |
|----------|------------|----------|---------------|---------|-----------|--------|---------------|-----------|---------------|----------|-------------|-----------|---------|
| -0- | 3.50' | 7.75' | -0- | 5.75' | 2.00' | 1.50' | 3.50' | .50' | 1.00' | 47.50' | -0- | 27.50' | 20.00' |
| -0- | 3.50' | 7.75' | -0- | 5.75' | 2.00' | 1.50' | 3.50' | .50' | 1.00' | 47.50' | -0- | 27.50' | 20.00' |
| -0- | 3.50' | 7.75' | -0- | 5.75' | 2.00' | 1.50' | 3.50' | .50' | 1.00' | 47.50' | -0- | 27.50' | 20.00' |
| -0- | 1.00' | 1.50' | -0- | 1.00' | .50' | 1.75' | 2.00' | -0- | 1.50' | 25.00' | - | 7.50' | 17.50' |
| .50' | 1.00' | 3.00' | -0- | 1.50' | 1.50' | .50' | 1.00' | -0- | -0- | 15.25' | 3.00' | -0- | 12.25' |
| .50' | 1.00' | 4.50' | -0- | 4.00' | .50' | -0- | 4.50' | -0- | -0- | 24.50' | - | 5.00' | 19.50' |
| 1.00' | .50' | 10.00' | 3.00' | 7.00' | -0- | 1.00' | 2.25' | -0- | 2.25' | 30.25' | - | 7.25' | 23.00' |
| .50' | .50' | 1.00' | -0- | .50' | .50' | -0- | 3.67' | 4.00' | -0- | 14.67' | -0- | 2.00' | 12.67' |
| -0- | 1.50' | 4.00' | -0- | 2.75' | 1.25' | 1.25' | 4.50' | .50' | 1.00' | 20.50' | -0- | -0- | 20.50' |
| -0- | 1.50' | 4.50' | 1.00' | 2.00' | 1.50' | -0- | 3.50' | .50' | -0- | 21.75' | -0- | 1.25' | 20.50' |
| -0- | 2.50' | 4.50' | .50' | 2.50' | 1.50' | .50' | 4.50' | 4.00' | -0- | 40.00' | -0- | 15.00' | 25.00' |
| .50' | 1.00' | 4.00' | -0- | 1.50' | 2.50' | 1.25' | 1.50' | -0- | 2.00' | 21.25' | -0- | -0- | 21.25' |
| 1.50' | 2.50' | 4.50' | 1.50' | 2.00' | 1.00' | 1.25' | 4.00' | -0- | .25' | 37.00' | -0- | 13.75' | 23.25' |
| 1.50' | 2.00' | 2.50' | -0- | 1.00' | 1.50' | -0- | 2.00' | 3.25' | .50' | 20.25' | -0- | -0- | 20.25' |
| -0- | 1.50' | 2.00' | -0- | 1.00' | 1.00' | -0- | 3.00' | .50' | .25' | 16.25' | -0- | -0- | 16.25' |
| .50' | 1.00' | 8.00' | -0- | 6.50' | 1.50' | .16' | 4.50' | 2.25' | -0- | 43.16' | -0- | 12.00' | 31.16' |
| 2.00' | 3.00' | 3.50' | 1.00' | 2.00' | .50' | 2.50' | 2.00' | -0- | -0- | 25.83' | 7.50' | 3.00' | 15.33' |
| -0- | .50' | 1.00' | -0- | .50' | .50' | -0- | 3.00' | .50' | -0- | 10.00' | -0- | -0- | 10.00' |
| .50' | -0- | 1.00' | -0- | -0- | 1.00' | -0- | .50' | .50' | -0- | 9.50' | 5.00' | 4.50' | -0- |
| .50' | -0- | 2.00' | -0- | 2.00' | -0- | -0- | 1.00' | -0- | -0- | 21.50' | -0- | 19.00' | 2.50' |
| 1.50' | -0- | .75' | -0- | -0- | .25' | -0- | 5.00' | -0- | 3.00' | 23.25' | -0- | 3.00' | 20.25' |
| 1.00' | .50' | 6.50' | 1.00' | 3.00' | 2.50' | 5.50' | 5.00' | -0- | 1.00' | 36.50' | -0- | 9.50' | 27.00' |
| 1.50' | 2.50' | 6.00' | -0- | 1.50' | 4.50' | 1.50' | 1.75' | 2.50' | .50' | 46.25' | 8.00' | 17.75' | 20.50' |
| 1.00' | 2.00' | 4.75' | 1.00' | 2.00' | 1.75' | 3.83' | 5.00' | .75' | 4.90' | 34.48' | 13.00' | 13.00' | 8.48' |
| 1.00' | 3.50' | 5.00' | -0- | 3.00' | 2.00' | .83' | 2.50' | -0- | 1.00' | 30.33' | .50' | 3.00' | 26.83' |
| -0- | -0- | -0- | -0- | -0- | -0- | -0- | -0- | -0- | -0- | -0- | -0- | -0- | -0- |
| .50' | 5.50' | 6.37' | -0- | 5.50' | .87' | 5.90' | 3.50' | .25' | 1.00' | 45.24' | -0- | 22.00' | 23.24' |
| -0- | .50' | 6.50' | 1.50' | 3.50' | 1.50' | .25' | 5.00' | -0- | -0- | 20.50' | -0- | -0- | 20.50' |
| .50' | -0- | 6.75' | .25' | 5.50' | 1.00' | 1.50' | 2.75' | -0- | 1.75' | 22.50' | -0- | -0- | 22.50' |
| 2.00' | 4.00' | 10.25' | .50' | 7.50' | 2.25' | -0- | 1.50' | -0- | .25' | 61.00' | 13.50' | 27.50' | 20.00' |
| -0- | 1.00' | 6.50' | 1.50' | 4.50' | .50' | -0- | 3.50' | -0- | .50' | 25.50' | 3.50' | 4.00' | 18.00' |
| 1.50' | 1.50' | 7.25' | -0- | 3.75' | 3.50' | 4.50' | 7.50' | -0- | 1.50' | 41.75' | 5.00' | 8.00' | 28.75' |
| -0- | 1.00' | 2.00' | -0- | 1.00' | 1.00' | -0- | 2.50' | .50' | -0- | 13.00' | -0- | -0- | 13.00' |
| 1.00' | 2.90' | 6.00' | 1.50' | 2.50' | 2.00' | 1.50' | 2.50' | .25' | 4.50' | 46.14' | 9.75' | 14.75' | 21.64' |
| -0- | .50' | 3.50' | -0- | 1.00' | 2.50' | 1.00' | 1.00' | .50' | -0- | 18.50' | 12.50' | -0- | 6.00' |
| -0- | -0- | 1.00' | -0- | -0- | 1.00' | -0- | 1.00' | 1.50' | -0- | 9.75' | -0- | 9.75' | -0- |
| -0- | -0- | -0- | -0- | -0- | -0- | -0- | -0- | -0- | -0- | -0- | -0- | -0- | -0- |
| .25' | .50' | 2.00' | -0- | 1.50' | .50' | 1.25' | 2.25' | -0- | .25' | 22.00' | -0- | 5.00' | 17.00' |
| .25' | .50' | 2.00' | -0- | 1.50' | .50' | 1.25' | 2.25' | -0- | .25' | 22.00' | -0- | 5.00' | 17.00' |
| 1.00' | 2.00' | 3.00' | .50' | 1.50' | 1.00' | .75' | 2.00' | -0- | -0- | 21.00' | -0- | -0- | 21.00' |
| 1.00' | 2.00' | 3.00' | .50' | 1.50' | 1.00' | .75' | 2.00' | -0- | -0- | 21.00' | -0- | -0- | 21.00' |
| .50' | .50' | .50' | -0- | .50' | -0- | -0- | 2.50' | -0- | -0- | 6.50' | 2.50' | 4.00' | -0- |
| 2.00' | .75' | 10.75' | 3.00' | 6.75' | 1.00' | 1.25' | 7.00' | 1.00' | 1.00' | 38.25' | .75' | 15.00' | 22.50' |
| -0- | .50' | 9.00' | 2.00' | 5.50' | 1.50' | 1.25' | 3.50' | 1.00' | .50' | 29.50' | -0- | 7.50' | 22.00' |
| -0- | -0- | 18.50' | 15.50' | 2.00' | 1.00' | -0- | 5.50' | -0- | 3.00' | 39.00' | -0- | 12.00' | 27.00' |
| -0- | .75' | 7.50' | 5.00' | 1.00' | 1.50' | -0- | 7.75' | -0- | 1.50' | 33.25' | -0- | 7.00' | 26.25' |
| -0- | 1.50' | 13.25' | 3.00' | 7.50' | 2.75' | -0- | 3.00' | -0- | .75' | 35.00' | -0- | 15.00' | 20.00' |
| .50' | .50' | 1.00' | -0- | .50' | .50' | -0- | 1.50' | 2.50' | 5.00' | 16.25' | -0- | 1.25' | 15.00' |
| .50' | 1.25' | 3.00' | -0- | 2.25' | .75' | -0- | 1.50' | -0- | .25' | 17.25' | -0- | .75' | 16.50' |
| -0- | -0- | -0- | -0- | -0- | -0- | -0- | -0- | -0- | -0- | -0- | -0- | -0- | -0- |
| -0- | -0- | -0- | -0- | -0- | -0- | -0- | -0- | -0- | -0- | -0- | -0- | -0- | -0- |
| -0- | 2.50' | 4.50' | -0- | 1.50' | 3.00' | .50' | 3.00' | -0- | 1.50' | 27.75' | -0- | 5.75' | 22.00' |
| -0- | .50' | 1.50' | -0- | .50' | 1.00' | -0- | 3.50' | -0- | .50' | 12.00' | -0- | -0- | 12.00' |
| -0- | 3.25' | 2.00' | -0- | .50' | 1.50' | -0- | 1.75' | 1.50' | 1.50' | 20.00' | -0- | -0- | 20.00' |
| 1.50' | -0- | 2.00' | -0- | 1.00' | 1.00' | -0- | 3.50' | -0- | .50' | 13.50' | -0- | -0- | 13.50' |
| 1.50' | 3.67' | 4.75' | -0- | 1.50' | 3.25' | -0- | 1.00' | 2.50' | 13.00' | 43.42' | 3.75' | 21.25' | 18.42' |
| 30.00' | 77.57' | 252.33' | 44.50' | 136.25' | 71.58' | 47.97' | 61.42' | 32.25' | 62.90' | 1431.52' | 88.25' | 404.50' | 938.77' |
| .54' | 1.39' | 4.51' | .80' | 2.43' | 1.28' | .87' | 2.96' | .58' | 1.43' | 25.56' | 1.58' | 7.22' | 16.76' |
| .50' | 1.00' | 4.25' | -0- | 1.75' | 1.00' | .50' | 2.63' | -0- | .50' | 22.25' | -0- | 4.25' | 20.00' |
| 1.37% | 3.55% | 11.54% | 2.04% | 6.23% | 3.27% | 2.19% | 7.38% | 1.48% | 2.88% | 65.48% | 4.04% | 18.50% | 42.94% |
| | 5.42% | 17.63% | 3.11% | 9.52% | 5.00% | 3.35% | 11.28% | 2.25% | 4.39% | 100.00% | 6.16% | 28.26% | 65.58% |
| | 45 | 52 | 20 | 49 | 49 | 29 | 52 | 32 | 36 | 52 | 14 | 37 | 49 |

| STATION | SCIENCE AND TECHNOLOGY | SOCIAL SCIENCE | LANGUAGE | CHILDREN'S PROGRAMS | RELIGION | LITERATURE | THE ARTS | NEWS | PUBLIC AFFAIRS | HOW TO... | MISCELLANEOUS | IN-TOTAL |
|---------|------------------------|----------------|----------|---------------------|----------|------------|----------|-------|----------------|-----------|---------------|----------|
| WAIQ | 28.00' | 8.25' | 4.00' | 4.00' | -0' | 3.50' | 9.75' | 1.50' | 3.50' | 1.50' | 1.00' | 17.50' |
| WBIQ | 28.00 | 8.25 | 4.00 | 4.00 | -0- | 3.50 | 9.75 | 1.50 | 3.50 | 1.50 | 1.00 | 17.50 |
| WCIQ | 28.00 | 8.25 | 4.00 | 4.00 | -0- | 3.50 | 9.75 | 1.50 | 3.50 | 1.50 | 1.00 | 17.50 |
| KAET | 3.25 | 7.75 | 2.50 | 3.75 | -0- | 1.00 | 1.50 | 1.75 | 2.00 | -0- | 1.50 | -0- |
| KUAT | 3.33 | 3.25 | 1.83 | 2.50 | .50 | 1.00 | 3.83 | .50 | 1.00 | -0- | -0- | 2.40 |
| KVIE | 3.16 | 8.50 | 3.50 | 11.59 | .50 | 4.50 | 5.66 | 1.00 | 4.50 | -0- | -0- | 18.40 |
| KWED | 0.16 | 3.00 | 7.58 | 6.25 | 1.00 | .50 | 10.50 | 2.00 | 2.25 | -0- | 2.25 | 13.25 |
| KRMA | 5.34 | 2.33 | 5.80 | 1.90 | .50 | 1.17 | 1.75 | -0- | 3.67 | 4.90 | -0- | 12.60 |
| WUPT | 5.25 | 3.00 | 4.83 | 3.50 | -0- | 1.50 | 4.83 | 1.25 | 4.50 | .50 | 2.00 | 10.60 |
| WJCT | 5.25 | 8.75 | 1.00 | 3.25 | -0- | 1.50 | 4.50 | -0- | 3.50 | .50 | -0- | 6.50 |
| WTNS | 13.08 | 22.33 | 6.00 | 2.50 | -0- | 7.50 | 4.50 | .50 | 4.50 | 5.50 | 5.42 | 31.80 |
| WFSU | 3.50 | 4.50 | .50 | 2.50 | .50 | 1.00 | 4.00 | 1.25 | 1.50 | -0- | 2.00 | -0- |
| WEDU | 13.76 | 25.00 | 6.00 | 5.25 | 1.50 | 3.83 | 6.59 | 2.50 | 4.00 | -0- | 1.25 | 32.60 |
| WGTV | 5.25 | 3.25 | -0- | -0- | 1.50 | 2.00 | 2.50 | -0- | 2.00 | 3.25 | .50 | -0- |
| WETV | 17.42 | 12.08 | 4.25 | 2.50 | -0- | 1.50 | 3.16 | -0- | 3.50 | .90 | .25 | 29.30 |
| WITW | 5.25 | 13.25 | 2.00 | 6.25 | .50 | 1.00 | 8.00 | .16 | 4.50 | 2.25 | -0- | -0- |
| WILL | 3.16 | 9.57 | -0- | -0- | 2.00 | 3.00 | 3.50 | 2.50 | 2.00 | -0- | -0- | -0- |
| KDPS | 3.00 | 8.25 | 5.66 | 2.00 | -0- | 3.50 | 3.60 | .40 | 3.00 | .83 | 1.25 | 21.40 |
| WFPK | 11.75 | 7.25 | 4.84 | 2.00 | .50 | 1.25 | 3.50 | .40 | .50 | .50 | -0- | 22.90 |
| KLSE | 14.00 | 12.00 | -0- | -0- | .50 | -0- | 4.50 | -0- | 1.00 | -0- | -0- | 10.50 |
| WYES | 4.50 | 4.50 | .50 | 3.25 | 1.50 | -0- | 1.00 | -0- | 5.00 | -0- | 3.00 | -0- |
| WGBH | 9.50 | 9.00 | 4.00 | 2.50 | 1.00 | 1.50 | 9.50 | 5.50 | 5.00 | -0- | 1.00 | 12.00 |
| WTWS | 21.75 | 10.25 | 10.66 | 4.00 | 1.50 | 4.50 | 6.50 | 1.50 | 1.75 | 2.50 | .50 | 19.10 |
| WMSB | 7.75 | 4.00 | 2.00 | 3.50 | 1.00 | 2.00 | 6.75 | 3.83 | 5.00 | .75 | 4.90 | 7.00 |
| KTCA | 9.83 | 9.50 | 4.25 | 3.00 | 1.00 | 4.00 | 8.50 | .83 | 2.50 | 2.50 | 1.75 | 17.30 |
| KCSD | 3.75 | 3.25 | 2.00 | -0- | -0- | -0- | -0- | -0- | -0- | -0- | 1.00 | 10.00 |
| KETC | 5.50 | 18.51 | 7.99 | 4.50 | .50 | 7.00 | 6.33 | 6.90 | 3.50 | .25 | 3.25 | 18.90 |
| KUON | 7.42 | 5.83 | 2.09 | -0- | -0- | .50 | 6.50 | .25 | 5.00 | -0- | -0- | 7.00 |
| WENH | 11.00 | 4.75 | 4.25 | 2.50 | .50 | -0- | 10.75 | 1.50 | 2.75 | -0- | 1.75 | 17.20 |
| KNME | 17.16 | 13.00 | 2.00 | 13.00 | 2.00 | 4.00 | 10.25 | -0- | 1.50 | -0- | .25 | 2.10 |
| WNED | 11.33 | 7.25 | 7.67 | 2.50 | -0- | 3.40 | 8.83 | -0- | 3.50 | -0- | .50 | 19.40 |
| WUNC | 13.00 | 15.00 | 1.50 | -0- | 1.50 | 1.50 | 7.25 | 4.50 | 7.50 | -0- | 1.50 | 11.50 |
| WCET | 6.83 | 7.25 | 3.35 | 4.25 | -0- | 3.50 | 2.00 | -0- | 2.50 | 4.33 | -0- | 21.00 |
| WOSU | 29.09 | 9.65 | 8.10 | 7.75 | 1.00 | 2.90 | 6.50 | 1.50 | 2.50 | .25 | 4.50 | 27.60 |
| WMJB | 6.50 | 3.00 | -0- | 2.50 | -0- | .50 | 3.50 | 1.00 | 1.00 | .50 | -0- | -0- |
| WGTE | 1.75 | 2.00 | -0- | 2.50 | -0- | -0- | 1.00 | -0- | 1.00 | 1.50 | -0- | -0- |
| KOKH | 10.75 | 4.33 | 1.50 | -0- | -0- | 4.50 | -0- | -0- | 1.00 | -0- | 4.16 | 26.20 |
| KETA | 17.75 | 11.25 | 6.00 | -0- | .25 | .50 | 7.00 | 1.92 | 3.00 | .67 | 1.75 | 28.00 |
| KOED | 17.75 | 11.25 | 6.00 | -0- | .25 | .50 | 7.00 | 1.92 | 3.00 | .67 | 1.75 | 28.00 |
| KOAC | 9.75' | 7.25' | 3.00' | 3.75' | 1.00' | 5.00' | 3.50' | .75' | 2.00' | -0' | -0' | 15.00' |
| KOAP | 9.75 | 7.25 | 3.00 | 3.75 | 1.00 | 5.00 | 3.50 | .75 | 2.00 | -0- | -0- | 15.00 |
| WHYY | 9.50 | 3.83 | 7.25 | -0- | .50 | 1.50 | .50 | -0- | 2.50 | -0- | -0- | 19.00 |
| WQED | 17.58 | 10.00 | 2.75 | 6.25 | 2.00 | 6.25 | 17.75 | 1.25 | 7.00 | 2.00 | 3.90 | 38.40 |
| WQEX | 11.75 | 6.25 | 2.25 | 5.25 | -0- | 2.50 | 14.00 | 1.25 | 4.50 | 1.00 | 3.25 | 22.50 |
| WIPM | 2.00 | 5.00 | .50 | 4.50 | -0- | -0- | 18.50 | -0- | 5.50 | -0- | 3.00 | -0- |
| WIPR | .75 | 7.00 | -0- | 8.00 | -0- | .75 | 7.50 | -0- | 7.75 | -0- | 1.50 | -0- |
| WKNO | 9.75 | 4.75 | 1.50 | 6.50 | -0- | 1.50 | 13.25 | -0- | 4.00 | -0- | .75 | 7.00 |
| WERA | 1.75 | 2.25 | 2.25 | 1.25 | .50 | 1.50 | 1.00 | -0- | 1.50 | 2.50 | 6.25 | 4.50 |
| KUHT | 6.50 | 3.25 | -0- | 2.50 | .50 | 1.25 | 3.00 | -0- | 1.50 | -0- | .25 | 1.50 |
| KRET | 1.90 | 1.50 | .33 | -0- | -0- | -0- | 3.30 | -0- | -0- | -0- | -0- | 6.70 |
| KWCS | 9.09 | 2.83 | 2.27 | 1.83 | -0- | 2.00 | 5.75 | .50 | 1.09 | 2.33 | 1.60 | 29.20 |
| KUED | 9.75 | 6.00 | 5.33 | 3.25 | -0- | 2.50 | 4.50 | .50 | 3.50 | -0- | 1.50 | 9.00 |
| KPEC | 5.25 | 5.75 | .75 | 1.00 | -0- | 3.00 | 5.00 | -0- | 5.00 | 1.00 | 7.50 | 22.20 |
| KCTS | 5.50 | 5.75 | 1.25 | 1.50 | -0- | 7.00 | 4.00 | -0- | 1.75 | 1.50 | 1.50 | 9.70 |
| WHA | 4.50 | 4.00 | 1.00 | -0- | 1.50 | -0- | 2.00 | -0- | 3.50 | -0- | .50 | 3.50 |
| WMS | 10.50 | 8.00 | 2.00 | 6.50 | 1.50 | 3.67 | 6.25 | .50 | 1.00 | 2.50 | 13.50 | 12.50 |

| | | | | | | | | | | | | |
|--|---------|---------|---------|---------|--------|---------|---------|--------|---------|--------|--------|--------|
| Total Number of Hours per Week | 546.39' | 423.14' | 177.66' | 179.32' | 30.00' | 130.47' | 327.83' | 55.36' | 169.51' | 50.38' | 95.98' | 754.52 |
| Average Number of Hours per Station per Week | 9.75' | 7.55' | 3.17' | 3.20' | .54' | 2.33' | 5.86' | 1.02' | 3.09' | .90' | 2.02' | 13.47 |
| Median Number of Hours per Week | 8.60' | 7.25' | 2.50' | 2.50' | 1.37' | 1.50' | 5.25' | .50' | 3.00' | .25' | 1.00' | 12.60 |
| Percent of Total Broadcasts | 24.99% | 19.37% | 8.13% | 8.20% | 1.37% | 5.97% | 14.90% | 2.53% | 7.75% | 2.31% | 4.39% | 34.52 |
| Number of Stations | 56 | 56 | 49 | 44 | 30 | 48 | 54 | 34 | 54 | 29 | 46 | 46 |

TOTAL PROGRAMMING

| PUBLIC AFFAIRS | HOW TO... | MISCELLANEOUS | IN-SCHOOL TOTALS | GENERAL TOTALS | GRAND TOTALS | NUMBER OF DAYS BROADCAST PER WEEK | | | IN-4 AVE PER | |
|----------------|-----------|---------------|------------------|----------------|--------------|-----------------------------------|-----------|---------|--|--|
| | | | | | | Morning | Afternoon | Evening | | |
| 3.50' | 1.50' | 1.00' | 17.50' | 47.50' | 65.00' | 15.00' | 30.00' | 20.00' | 5 | 3. |
| 3.50' | 1.50' | 1.00' | 17.50' | 47.50' | 65.00' | 15.00' | 30.00' | 20.00' | 5 | 3. |
| 3.50' | 1.50' | 1.00' | 17.50' | 47.50' | 65.00' | 15.00' | 30.00' | 20.00' | 5 | 3. |
| 2.00' | -0- | 1.50' | -0- | 25.00' | 25.00' | -0- | 7.50' | 17.50' | 5 | -0- |
| 1.00' | -0- | -0- | 2.49 | 15.25 | 17.74 | 4.66 | .83 | 12.25 | 5 | . |
| 4.50' | -0- | -0- | 18.41 | 24.50 | 42.91 | 9.50 | 13.91 | 19.50 | 5 | 3. |
| 2.25' | -0- | 2.25' | 13.24 | 30.25 | 43.49 | 6.91 | 13.58 | 23.00 | 5 | 2. |
| 3.67' | 4.90 | -0- | 12.69 | 14.67 | 27.36 | 9.25 | 5.44 | 12.67 | 5 | 2. |
| 4.50' | .50 | 2.00 | 10.66 | 20.50 | 31.16 | 9.08 | 1.58 | 20.50 | 5 | 2. |
| 3.50' | .50 | -0- | 6.50 | 21.75 | 28.25 | 6.50 | 1.25 | 20.50 | 5 | 1. |
| 4.50' | 5.50 | 5.42 | 31.83 | 40.00 | 71.83 | 18.08 | 28.75 | 25.00 | 5 | 6. |
| 1.50' | -0- | 2.00 | -0- | 21.25 | 21.25 | -0- | -0- | 21.25 | 5 | -0- |
| 4.00' | -0- | 1.25 | 32.68 | 37.00 | 69.68 | 16.83 | 29.60 | 23.25 | 5 | 6. |
| 2.00' | 3.25 | .50 | -0- | 20.25 | 20.25 | -0- | -0- | 20.25 | 5 | -0- |
| 3.50' | .90 | .25 | 29.31 | 16.25 | 45.56 | 14.31 | 15.00 | 16.25 | 5 | 5. |
| 4.50' | 2.25 | -0- | -0- | 43.16 | 43.16 | -0- | 12.00 | 31.16 | 5 | -0- |
| 3.00' | -0- | -0- | -0- | 25.83 | 25.83 | 7.50 | 3.00 | 15.33 | 5 | -0- |
| 3.00' | .83 | 1.25 | 21.49 | 10.00 | 31.49 | 11.16 | 10.33 | 10.00 | 4 | 5. |
| .50' | .50 | -0- | 22.99 | 9.50 | 32.49 | 17.66 | 14.83 | -0- | 5 | 4. |
| 1.00' | -0- | -0- | 10.50 | 21.50 | 32.00 | 8.00 | 21.50 | 2.50 | 5 | 2. |
| 5.00' | -0- | 3.00 | -0- | 23.25 | 23.25 | -0- | 3.00 | 20.25 | 5 | -0- |
| 5.00' | -0- | 1.00 | 12.00 | 36.50 | 48.50 | 7.50 | 14.00 | 27.00 | 6 | 2.0 |
| 1.75' | 2.50 | .50 | 19.16 | 46.25 | 65.41 | 18.00 | 26.91 | 20.50 | 7 | 2.7 |
| 5.00' | .75 | 4.90 | 7.00 | 34.48 | 41.48 | 15.50 | 17.50 | 8.48 | 7 | 1.0 |
| 2.50' | 2.50 | 1.75 | 17.33 | 30.33 | 47.66 | 7.00 | 13.83 | 26.83 | 5 | 3. |
| -0- | -0- | 1.00 | 10.00 | -0- | 10.00 | 8.75 | 1.25 | -0- | 5 | 2. |
| 3.50' | .25 | 3.25 | 18.99 | 45.24 | 64.23 | 15.00 | 25.99 | 23.24 | 5 | 3. |
| 5.00' | -0- | -0- | 7.09 | 20.50 | 27.59 | 4.59 | 2.50 | 20.50 | 5 | 1. |
| 2.75' | -0- | 1.75 | 17.25 | 22.50 | 39.75 | 12.50 | 4.75 | 22.50 | 5 | 3. |
| 1.50' | -0- | .25 | 2.16 | 61.00 | 63.16 | 14.00 | 29.16 | 20.00 | 5 | 3. |
| 3.50' | -0- | .50 | 19.48 | 25.50 | 44.98 | 16.65 | 10.33 | 18.00 | 5 | 3. |
| 7.50' | -0- | 1.50 | 11.50 | 41.75 | 53.25 | 15.00 | 9.50 | 28.75 | 7 | 1. |
| 2.50' | 4.33 | -0- | 21.01 | 13.00 | 34.01 | 10.08 | 10.93 | 13.00 | 5 | 4. |
| 2.50' | .25 | 4.50 | 27.60 | 46.14 | 73.74 | 20.10 | 30.00 | 23.64 | 5 | 5. |
| 1.00' | .50 | -0- | -0- | 18.50 | 18.50 | 12.50 | -0- | 6.00 | 5 | -0- |
| 1.00' | 1.50 | -0- | -0- | 9.75 | 9.75 | -0- | 9.75 | -0- | 5 | -0- |
| 1.00' | -0- | 4.16 | 26.24 | -0- | 26.24 | 13.00 | 13.24 | -0- | 5 | 5. |
| 3.00' | .67 | 1.75 | 28.09 | 22.00 | 50.09 | 12.84 | 20.25 | 17.00 | 5 | 5. |
| 3.00' | .67 | 1.75 | 28.09 | 22.00 | 50.09 | 12.84 | 20.25 | 17.00 | 5 | 5. |
| 2.00' | -0- | -0- | 15.00' | 21.00' | 36.00' | 15.00' | -0- | 21.00' | 5 | 3. |
| 2.00' | -0- | -0- | 15.00 | 21.00 | 36.00 | 15.00 | -0- | 21.00 | 5 | 3. |
| 1.50' | -0- | -0- | 19.08 | 6.50 | 25.58 | 11.33 | 14.25 | -0- | 5 | 3. |
| 7.00' | 2.00 | 3.90 | 38.48 | 38.25 | 76.73 | 17.25 | 36.98 | 22.50 | 6 | 6. |
| 4.50' | 1.00 | 3.25 | 22.50 | 29.50 | 52.00 | 7.50 | 22.50 | 22.00 | 5 | 4. |
| 5.50' | -0- | 3.00 | -0- | 39.00 | 39.00 | -0- | 12.00 | 27.00 | 7 | -0- |
| 7.75' | -0- | 1.50 | -0- | 33.25 | 33.25 | -0- | 7.00 | 26.25 | 7 | -0- |
| 4.00' | -0- | .75 | 7.00 | 35.00 | 42.00 | -0- | 22.00 | 20.00 | 5 | 1. |
| 1.50' | 2.50 | 6.25 | 4.50 | 16.25 | 20.75 | 2.00 | 3.75 | 15.00 | 5 | . |
| 1.50' | -0- | .25 | 1.50 | 17.25 | 18.75 | 1.50 | .75 | 15.50 | 5 | 5. |
| -0- | -0- | -0- | 6.73 | -0- | 6.73 | 2.00 | 4.73 | -0- | 5 | 1. |
| 1.09' | 2.33 | 1.60 | 29.29 | -0- | 29.29 | 15.50 | 13.79 | -0- | 5 | 5. |
| 3.50' | -0- | 1.50 | 9.08 | 27.75 | 36.83 | 5.50 | 9.33 | 22.00 | 5 | 1. |
| 5.00' | 1.00 | 7.50 | 22.25 | 12.00 | 34.25 | 7.50 | 14.75 | 12.00 | 5 | 4. |
| 1.75' | 1.50 | 1.50 | 9.75 | 20.00 | 29.75 | 5.50 | 4.25 | 20.00 | 5 | 1. |
| 3.50' | -0- | .50 | 3.50 | 13.50 | 17.00 | 3.00 | .50 | 13.50 | 5 | 5. |
| 1.00' | 2.50 | 13.50 | 12.58 | 43.42 | 56.00 | 11.50 | 25.08 | 19.42 | 5 | 2. |
| 3.51' | 50.38' | 95.98' | 754.52' | 1431.52' | 2186.04' | 520.37' | 723.90' | 41.77' | Total Number of Days per week 2.91 | Average Total Number of Hours per Day 147. |
| 3.09' | .90' | 2.02' | 13.47' | 25.56' | 39.03' | 9.29' | 12.92' | 16.81' | Average Number of Days per Station per Week 5.19 | Average Number of Hours per Station per Day 2. |
| 1.00' | .25' | 1.00' | 12.64' | 22.25' | 36.00' | 9.38' | 12.62' | 20.00' | Median Number of Days per Week 5 | Median Number of Hours per Day 2. |
| 7.75% | 2.31% | 4.39% | 34.52% | 65.48% | 100.00% | 23.81% | 33.11% | 43.08% | Number of Stations with Programs .6 | Percent of Total Broadcasts 34. |
| 29 | 46 | 46 | 46 | 52 | 56 | 47 | 51 | 49 | Number of Stations with Programs .6 | Number of Stations with Programs 46 |

BROADCASTING

| | | | NUMBER OF DAYS BROADCAST PER WEEK | IN-SCHOOL AVERAGE PER DAY | GENERAL AVERAGE PER DAY | TOTAL AVERAGE PER DAY | | |
|---------|-----------|---------|---|---------------------------------|--|--------------------------|---------|---------|
| Morning | Afternoon | Evening | | | | | | |
| 15.00' | 30.00' | 20.00' | 5 | 3.50' | 9.50' | 13.00' | | |
| 15.00 | 30.00 | 20.00 | 5 | 3.50 | 9.50 | 13.00 | | |
| 15.00 | 30.00 | 20.00 | 5 | 3.50 | 9.50 | 13.00 | | |
| -0- | 7.50 | 17.50 | 5 | -0- | 5.00 | 5.00 | | |
| 4.66 | .83 | 12.25 | 5 | .49 | 3.05 | 3.54 | | |
| 9.50 | 13.91 | 19.50 | 5 | 3.68 | 4.90 | 8.58 | | |
| 6.91 | 13.58 | 23.00 | 5 | 2.64 | 6.05 | 8.69 | | |
| 9.25 | 5.44 | 12.67 | 5 | 2.53 | 2.93 | 5.46 | | |
| 9.08 | 1.58 | 20.50 | 5 | 2.13 | 4.10 | 6.23 | | |
| 6.50 | 1.25 | 20.50 | 5 | 1.30 | 4.35 | 5.65 | | |
| 18.08 | 28.75 | 25.00 | 5 | 6.36 | 8.00 | 14.36 | | |
| -0- | -0- | 21.25 | 5 | -0- | 4.25 | 4.25 | | |
| 16.83 | 29.60 | 23.25 | 5 | 6.53 | 7.40 | 13.93 | | |
| -0- | -0- | 20.25 | 5 | -0- | 4.05 | 4.05 | | |
| 14.31 | 15.00 | 16.25 | 5 | 5.86 | 3.25 | 9.11 | | |
| -0- | 12.00 | 31.16 | 5 | -0- | 8.63 | 8.63 | | |
| 7.50 | 3.00 | 15.33 | 5 | -0- | 5.16 | 5.16 | | |
| 11.16 | 10.33 | 10.00 | 4 | 5.37 | 2.50 | 7.87 | | |
| 17.66 | 14.83 | -0- | 5 | 4.59 | 1.90 | 6.49 | | |
| 8.00 | 21.50 | 2.50 | 5 | 2.10 | 4.30 | 6.40 | | |
| -0- | 3.00 | 20.25 | 5 | -0- | 4.65 | 4.65 | | |
| 7.50 | 14.00 | 27.00 | 6 | 2.00 | 6.08 | 8.08 | | |
| 18.00 | 26.91 | 20.50 | 7 | 2.73 | 6.60 | 9.33 | | |
| 15.50 | 17.50 | 8.48 | 7 | 1.00 | 4.92 | 5.92 | | |
| 7.00 | 13.83 | 26.83 | 5 | 3.46 | 6.06 | 9.52 | | |
| 8.75 | 1.25 | -0- | 5 | 2.00 | -0- | 2.00 | | |
| 15.00 | 25.99 | 23.24 | 5 | 3.79 | 9.04 | 12.83 | | |
| 4.59 | 2.50 | 20.50 | 5 | 1.41 | 4.10 | 5.51 | | |
| 12.50 | 4.75 | 22.50 | 5 | 3.45 | 4.50 | 7.95 | | |
| 14.00 | 29.16 | 20.00 | 5 | .43 | 12.20 | 12.63 | | |
| 16.65 | 10.33 | 18.00 | 5 | 3.89 | 5.10 | 8.99 | | |
| 15.00 | 9.50 | 28.75 | 7 | 1.64 | 5.96 | 7.60 | | |
| 10.08 | 10.93 | 13.00 | 5 | 4.20 | 2.60 | 6.80 | | |
| 20.10 | 30.00 | 23.64 | 5 | 5.52 | 9.22 | 14.74 | | |
| 12.50 | -0- | 6.00 | 5 | -0- | 3.70 | 3.70 | | |
| -0- | 9.75 | -0- | 5 | -0- | 1.95 | 1.95 | | |
| 13.00 | 13.24 | -0- | 5 | 5.24 | -0- | 5.24 | | |
| 12.84 | 20.25 | 17.00 | 5 | 5.61 | 4.40 | 10.01 | | |
| 12.84 | 20.25 | 17.00 | 5 | 5.61 | 4.40 | 10.01 | | |
| 15.00' | -0-' | 21.00' | > | 3.00' | 4.20' | 7.20' | | |
| 15.00 | -0- | 21.00 | 5 | 3.00 | 4.20 | 7.20 | | |
| 11.33 | 14.25 | -0- | 5 | 3.81 | 1.30 | 5.11 | | |
| 17.25 | 36.98 | 22.50 | 6 | 6.41 | 6.37 | 12.78 | | |
| 7.50 | 22.50 | 22.00 | 5 | 4.50 | 5.90 | 10.40 | | |
| -0- | 12.00 | 27.00 | 7 | -0- | 5.57 | 5.57 | | |
| -0- | 7.00 | 26.25 | 7 | -0- | 4.75 | 4.75 | | |
| -0- | 22.00 | 20.00 | 5 | 1.40 | 7.00 | 8.40 | | |
| 2.00 | 3.75 | 15.00 | 5 | .90 | 3.25 | 4.15 | | |
| 1.50 | .75 | 15.50 | 5 | .30 | 3.45 | 3.75 | | |
| 2.00 | 4.73 | -0- | 5 | 1.34 | -0- | 1.34 | | |
| 15.50 | 13.79 | -0- | 5 | 5.85 | -0- | 5.85 | | |
| 5.50 | 9.33 | 22.00 | 5 | 1.81 | 5.55 | 7.36 | | |
| 7.50 | 14.75 | 12.00 | 5 | 4.45 | 2.40 | 6.85 | | |
| 5.50 | 4.25 | 20.00 | 5 | 1.95 | 4.00 | 5.95 | | |
| 3.00 | .50 | 13.50 | 5 | .70 | 2.70 | 3.40 | | |
| 11.50 | 25.08 | 19.42 | 5 | 2.51 | 8.68 | 11.19 | | |
| 520.37' | 723.90' | 411.77' | Total Number of Days per week | 2.91 | Average Total Number of Hours per Day | 147.99' | 273.12' | 421.11' |
| 9.29' | 12.92' | 16.81' | Average Number of Days per Station per Week | 5.19 | Average Number of Hours per Station per Day | 2.64' | 4.87' | 7.51' |
| 9.38' | 12.62' | 20.00' | Median Number of Days per Week | 5 | Median Number of Hours per Day | 2.52' | 4.58' | 6.83' |
| 23.81% | 33.11% | 43.08% | Number of Stations with Programs | 56 | Percent of Total Broadcasts | 34.52% | 65.48% | 100.00% |
| | 51 | 49 | | | Number of Stations with Programs | 46 | 52 | 56 |

Appendix

EDUCATIONAL STATIONS ON THE AIR
(May, 1961)

| <u>Station</u> | <u>Location</u> | <u>Channel</u> | <u>Licensee</u> |
|----------------|----------------------|----------------|--|
| ALABAMA | | | |
| WAIQ | Andalusia | 2 | Alabama Educational Television Commission |
| WBIQ | Birmingham | 10 | Alabama Educational Television Commission |
| WCIQ | Munford | 7 | Alabama Educational Television Commission |
| ARIZONA | | | |
| KAET | Phoenix | 8 | Board of Regents of the Universities and State Colleges of Arizona |
| KUAT | Tucson | 6 | same |
| CALIFORNIA | | | |
| KVIE | Sacramento | 6 | Central California Educational Television Inc. |
| KQED | San Francisco | 9 | Bay Area Educational Television Association |
| COLORADO | | | |
| KRMA-TV | Denver | 6 | School District No. 1, City and County of Denver and State of Colorado School District |
| FLORIDA | | | |
| WUFT | Gainesville | 5 | Board of Control, acting for and on behalf of the University of Florida |
| WJCT | Jacksonville | 7 | Community Television, Inc. |
| WTHS-TV | Miami | 2 | The Board of Public Instruction of Dade County |
| WFSU-TV | Tallahassee | 11 | Board of Control of Florida & Florida Educational Television Commission |
| WEDU | Tampa-St. Petersburg | 3 | Florida West Coast Educational TV, Inc. |
| GEORGIA | | | |
| WGTV | Athens | 8 | Regents of the University System of Georgia for and on behalf of the University of Georgia |
| WETV | Atlanta | 30 | Board of Education of the City of Atlanta |
| ILLINOIS | | | |
| WTTW | Chicago | 11 | Chicago Educational Television Association |
| WILL | Champaign-Urbana | 12 | University of Illinois, Board of Trustees |

| <u>Station</u> | <u>Location</u> | <u>Channel</u> | <u>Licensee</u> |
|----------------|--------------------------|----------------|---|
| IOWA | | | |
| KDPS | Des Moines | 11 | Des Moines Independent Community School District |
| KENTUCKY | | | |
| WFPK-TV | Louisville | 15 | Board of Trustees, Louisville Free Public Library |
| LOUISIANA | | | |
| KLSE | Monroe | 13 | State Department of Education |
| WYES-TV | New Orleans | 8 | The Greater New Orleans Educational Television Foundation, Inc. |
| MASSACHUSETTS | | | |
| WGBH-TV | Boston | 2 | WGBH Educational Foundation |
| MICHIGAN | | | |
| WTVS | Detroit | 56 | Detroit Educational Television Foundation, Inc. |
| WMSB | Onondaga-East Lansing | 10 | Board of Trustees, Michigan State University |
| MINNESOTA | | | |
| KTCA-TV | Minneapolis-St. Paul | 2 | Twin City Area Educational Television Corp. |
| MISSOURI | | | |
| KCSD-TV | Kansas City | 19 | School District of Kansas City |
| KETC | St. Louis | 9 | St. Louis Educational Television Commission |
| NEBRASKA | | | |
| KUON-TV | Lincoln | 12 | University of Nebraska |
| NEW HAMPSHIRE | | | |
| WENH | Durham | 11 | University of New Hampshire |
| NEW MEXICO | | | |
| KNME-TV | Albuquerque | 5 | Regents of University of New Mexico and Board of Education of the City of Albuquerque |
| NEW YORK | | | |
| WNED-TV | Buffalo | 17 | Western New York Educational Television Association, Inc. |

| <u>Station</u> | <u>Location</u> | <u>Channel</u> | <u>Licensee</u> |
|----------------|-----------------|----------------|--|
| NORTH CAROLINA | | | |
| WUNC-TV | Chapel Hill | 4 | Consolidated University of North Carolina |
| OHIO | | | |
| WCET | Cincinnati | 48 | Greater Cincinnati Television Educational Foundation |
| WOSU-TV | Columbus | 34 | Ohio State University |
| WMUB-TV | Oxford | 14 | The President and Trustees of the Miami University |
| WGTE-TV | Toledo | 30 | The Greater Toledo Educational Television Foundation |
| OKLAHOMA | | | |
| KETA | Oklahoma City | 13 | Oklahoma Educational Television Authority |
| KOKH-TV | Oklahoma City | 25 | Independent School District No. 89 |
| KOED-TV | Tulsa | 11 | Oklahoma Educational Television Authority |
| OREGON | | | |
| KOAC-TV | Corvallis | 7 | State Board of Higher Education |
| KOAP | Portland | 10 | State Board of Higher Education |
| PENNSYLVANIA | | | |
| WHYY-TV | Philadelphia | 35 | WHYY, Inc. |
| WQED | Pittsburgh | 13 | Metropolitan Pittsburgh Educational Television |
| WQEX | Pittsburgh | 16 | Metropolitan Pittsburgh Educational Television |
| PUERTO RICO | | | |
| WIPM-TV | Mayaguez | 3 | Department of Education of Puerto Rico |
| WIPR-TV | San Juan | 6 | Department of Education of Puerto Rico |
| TENNESSEE | | | |
| WKNO | Memphis | 10 | Memphis Community Television Foundation |
| TEXAS | | | |
| KERA-TV | Dallas | 13 | Area Educational Television Foundation |
| KUHT | Houston | 8 | University of Houston Board of Regents |
| KRET-TV | Richardson | 23 | Richardson Independent School District |
| UTAH | | | |
| KWCS-TV | Ogden | 18 | Weber County School District |
| KUED | Salt Lake City | 7 | University of Utah |

Educational Stations on the Air

| <u>Station</u> | <u>Location</u> | <u>Channel</u> | <u>Licensee</u> |
|----------------|-----------------|----------------|---|
| WASHINGTON | | | |
| KPEC-TV | Tacoma | 56 | Clover Park School District No. 400 |
| KCTS-TV | Seattle | 9 | University of Washington |
| WISCONSIN | | | |
| WHA-TV | Madison | 21 | University of Wisconsin |
| WMVS-TV | Milwaukee | 10 | Board of Vocational and Adult Education |

BRANDEIS UNIVERSITY

Waltham 54, Massachusetts

Communication Research Center

June 2, 1961

Dear Sir:

The recently established Brandeis University Communication Research Center is planning to undertake studies related to the programming and operation of educational television stations.

We are therefore interested in having such weekly or monthly program schedules as you can make available. We should particularly like to have

- (1) a detailed schedule for the week beginning May 21st
- (2) sample weekly or monthly schedules indicating the range of programs throughout the year
- (3) indication of days, weeks, or months when you do not broadcast at all or a significant segment of programs.

We should also like to have any other available material concerning your programs and overall operation, and would like to be on your mailing list for future information.

Sincerely,

Henry Morgenthau III
Associate Director

HM/CGK

COPY

BRANDEIS UNIVERSITY
Waltham 54, Massachusetts

Communication Research Center

July 12, 1961

Dear Sir:

As you know from our previous letter, the Brandeis University Communication Research Center is planning to undertake certain educational studies which are, in part, related to the programming and operation of educational television stations.

While we realize how busy you are and hesitate to put you to any inconvenience, we would very much appreciate having such weekly or monthly program schedules as you can make available.

We should particularly like to have:

- (1) a detailed schedule for the week beginning May 21st
- (2) sample weekly or monthly schedules indicating the range of programs throughout the year
- (3) indication of days, weeks, or months when you do not broadcast at all or do not broadcast a significant segment of programs.

We should also like to have any other available material concerning your programs and overall operation, and would appreciate being on your mailing list for future information.

Our thanks for your cooperation.

Sincerely

Henry Morgenthau III
Associate Director

COPY