

DOCUMENT RESUME

ED 080 825

CE 000 038

TITLE Allied Health Manpower in Texas, 1970; Report of Allied Health Manpower and Allied Health Education in Texas.

INSTITUTION Texas State Office of Comprehensive Health Planning, Austin.

SPONS AGENCY Community Health Service (DHEW/PHS), Bethesda, Md.

PUB DATE [ 70 ]

NOTE 261p.

EDRS PRICE MF-\$0.65 HC-\$9.87

DESCRIPTORS Employment Patterns; \*Health Occupations; \*Health Occupations Education; Manpower Needs; Paramedical Occupations; \*State Surveys; \*Statistical Surveys

IDENTIFIERS Allied Health Manpower; \*Texas

ABSTRACT

The report is intended to provide current statistics on allied health careers as baseline data for evaluation, planning, and administration of allied health education programs. The document consists entirely of tables, except for the first three pages describing the problem, the collection of the data, and the limitations of the data, and for introductory comments describing each region preceding regional statistics. In the first section, tables for a summary analysis, state personnel requirements and employment levels, and state allied health manpower by employer are provided. It concludes with a two-page discussion of allied health education and conclusions and recommendations. Part II is devoted to allied health manpower and education statistics according to region, Part III, according to county. For parts II and III, the tables list the number of fulltime employees, parttime employees, hours worked parttime, funded open vacancies, and anticipated additional vacancies for each health occupation. Appendixes on statistical procedures, survey instruments and instructions, and a page of references conclude the document. (AG)

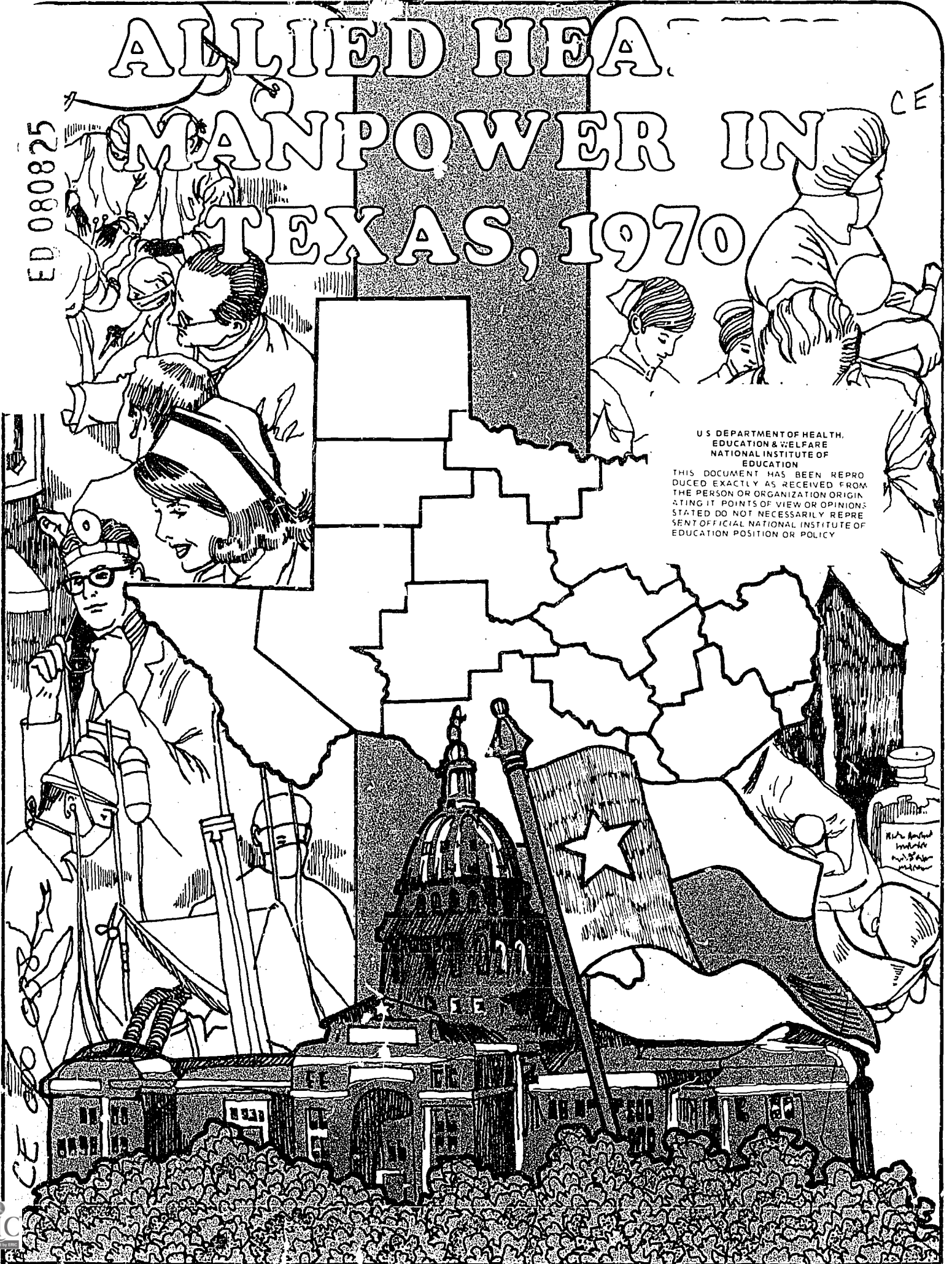
# ALLIED HEALTH MANPOWER IN TEXAS, 1970

ED 080825

CE

U.S. DEPARTMENT OF HEALTH,  
EDUCATION & WELFARE  
NATIONAL INSTITUTE OF  
EDUCATION

THIS DOCUMENT HAS BEEN REPRODUCED EXACTLY AS RECEIVED FROM THE PERSON OR ORGANIZATION ORIGINATING IT. POINTS OF VIEW OR OPINIONS STATED DO NOT NECESSARILY REPRESENT OFFICIAL NATIONAL INSTITUTE OF EDUCATION POSITION OR POLICY.



ED 080825

Report of Allied Health Manpower and Allied  
Health Education in Texas

# **ALLIED HEALTH MANPOWER IN TEXAS, 1970**

**Preston Smith**  
Governor of Texas

**Executive Department**  
**Office of Comprehensive Health Planning**

This project was supported by Public Health Service formula grant #70142-70 awarded by Community Health Service, Health Services and Mental Health Administration under Public Law 89-749.

Title VI of the Civil Rights Act of 1964 states: "no person in the United States shall, on the ground of race, color, or national origin, be excluded from participation in, be denied the benefits of, or be subjected to discrimination under any program or activity receiving Federal financial assistance." Therefore, this project, like every program or activity receiving financial assistance from the Department of Health, Education, and Welfare, has been operated in compliance with this law.

**TEXAS HOSPITAL EDUCATION AND RESEARCH FOUNDATION**

*Executive Vice President* ..... *O. Ray Hurst*  
*Project Director* ..... *Bob Jobes*  
*Principal Investigator* ..... *Richard Bettis*  
*Design* ..... *Bob Grigsby*  
*Artists* ..... *John Ferguson, Jim Darilek*  
*Printer* ..... *The Whitley Company*

**OFFICE OF COMPREHENSIVE HEALTH PLANNING**

*Project Coordinator* ..... *Herbert Wilson, Jr.*

## PREFACE

*Allied Health Manpower in Texas, 1970* is intended to provide current statistics on a wide range of allied health careers as baseline data for evaluation, planning, and administration of allied health education programs.

Appreciation should be extended to each of the many associations, organizations, government agencies, and individuals contributing to the publication by providing materials and suggestions for the text and tables. This report would not have been possible without their assistance.

The following organizations provided invaluable advice and support: American Hospital Association, Texas Medical Association, Texas Association of Osteopathic Physicians

and Surgeons, Texas College Coordinating Board, Texas Nursing Home Association, Texas Podiatry Association, Texas State Department of Health, Texas State Department of Mental Health and Mental Retardation, Texas Medical Examiners Board, Texas Dental Examiners Board, Texas Optometry Board, and Home Health Agencies Association of Texas, Inc.

This edition of *Allied Health Manpower In Texas, 1970* was prepared and compiled by the Texas Health Careers Program and the Governor's Office of Comprehensive Health Planning.

# CONTENTS

	Page
Preface .....	i
Introduction .....	1
Statement of Problem .....	1
Collection of Data .....	1
Limitations of Data .....	3
State Allied Health Manpower and Education .....	6
Allied Health Manpower .....	6
Summary Analysis .....	6
State Personnel Requirements and Employment Levels .....	6
State Allied Health Manpower by Employer .....	9
Allied Health Education .....	21
Conclusions and Recommendations .....	23
Regional Allied Health Manpower and Education .....	26
County Allied Health Manpower and Education .....	72
Appendices .....	247
Statistical Procedures .....	249
Survey Instruments and Instructions .....	250
References .....	258

# TABLES

Table Number	Page
1. Allied Health Manpower Survey Results: 1970 .....	2
2. Allied Health Education Program Survey Results: 1970 .....	2
3. Personnel Requirements in 1970 Versus 1980 in Eighteen Major Allied Health Occupations .....	7
4. Texas Allied Health Manpower, 1970—by Occupational Category .....	8
5. Allied Health Manpower in Hospitals, 1970 .....	10
6. Allied Health Manpower in Nursing Homes, 1970 .....	11
7. Allied Health Manpower in Public Health Facilities, 1970 .....	12
8. Allied Health Manpower in Institutions of Mental Health and Mental Retardation, 1970 .....	13
9. Allied Health Manpower in Institutions of Higher Education, 1970 .....	14
10. Allied Health Manpower in Secondary and Elementary Schools, 1970 .....	16
11. Allied Health Manpower in Home Health Agencies, 1970 .....	16
12. Allied Health Manpower in Laboratories, 1970 .....	17

13. Allied Health Manpower Employed by Doctors of Medicine, 1970 .....	18
14. Allied Health Manpower Employed by Doctors of Optometry, 1970 .....	19
15. Allied Health Manpower Employed by Doctors of Osteopathy, 1970 .....	19
16. Allied Health Manpower Employed by Doctors of Dental Surgery, 1970 .....	20
17. Allied Health Manpower Employed by Doctors of Podiatry, 1970 .....	20
18. Student Enrollment for Selected Allied Health Education Programs in Texas: 1969-70 .....	21
19. Approved Student Capacity for Selected Allied Health Education Programs in Texas: 1969-70 .....	22
20. Texas Allied Health Education Programs, 1970 .....	22
21. Projected Supply of Selected Allied Health Occupations, 1970-76-80 .....	24
22. Expected Graduates Versus Anticipated Requirements for 1971—Selected Allied Health Occupations .....	24
23. Allied Health Manpower, Panhandle Region .....	28
24. Allied Health Education Programs, Panhandle Region .....	29
25. Allied Health Manpower, South Plains Region .....	30
26. Allied Health Educational Programs, South Plains Region .....	31
27. Allied Health Manpower, North Texas Region .....	32
28. Allied Health Education Programs, North Texas Region .....	33
29. Allied Health Manpower, North Central Texas Region .....	34
30. Allied Health Education Programs, North Central Texas Region .....	35
31. Allied Health Manpower, North East Texas Region .....	36
32. Allied Health Education Programs, North East Texas Region .....	37
33. Allied Health Manpower, East Texas Region .....	38
34. Allied Health Education Programs, East Texas Region .....	39
35. Allied Health Manpower, West Texas Region .....	40
36. Allied Health Education Programs, West Texas Region .....	41
37. Allied Health Manpower, Upper Rio Grande Region .....	42
38. Allied Health Education Programs, Upper Rio Grande Region .....	43
39. Allied Health Manpower, Permian Basin Region .....	44
40. Allied Health Education Programs, Permian Basin Region .....	45
41. Allied Health Manpower, Concho Valley Region .....	46
42. Allied Health Education Programs, Concho Valley Region .....	47
43. Allied Health Manpower, Central Texas Region .....	48
44. Allied Health Education Programs, Central Texas Region .....	49
45. Allied Health Manpower, Capitol Region .....	50
46. Allied Health Education Programs, Capitol Region .....	51
47. Allied Health Manpower, Brazos Valley Region .....	52
48. Allied Health Education Programs, Brazos Valley Region .....	53
49. Allied Health Manpower, Deep East Texas Region .....	54

50. Allied Health Education Programs, Deep East Texas Region .....	55
51. Allied Health Manpower, South East Texas Region .....	56
52. Allied Health Education Programs, South East Texas Region .....	57
53. Allied Health Manpower, Gulf Coast Region .....	58
54. Allied Health Education Programs, Gulf Coast Region .....	59
55. Allied Health Manpower, Golden Crescent Region .....	60
56. Allied Health Education Programs, Golden Crescent Region .....	61
57. Allied Health Manpower, Alamo Region .....	62
58. Allied Health Education Programs, Alamo Region .....	63
59. Allied Health Manpower, South Texas Region .....	64
60. Allied Health Education Programs, South Texas Region .....	65
61. Allied Health Manpower, Coastal Bend Region .....	66
62. Allied Health Education Programs, Coastal Bend Region .....	67
63. Allied Health Manpower, Lower Rio Grande Valley Region .....	68
64. Allied Health Education Programs, Lower Rio Grande Valley Region .....	69
65. Allied Health Education by County, 1970 .....	238



# INTRODUCTION

Good health as a social right is of increasing importance to the population of Texas. Factors of good health are many and varied; however, the health care delivery system is receiving a great amount of public attention. Public awareness extends to all aspects of health care, whether it be preventive, diagnostic, therapeutic or rehabilitative within the hospital, extended care facility, nursing home, rehabilitation center or practitioner's office. Due to its complexity the health care delivery system defies description beyond material components of facilities (including equipment) and personnel. The vast majority of resources expended on health care delivery fall into the latter component. Recent publicity has noted shortages in the more than 200 job descriptions of health personnel. Health manpower shortages have been adjudged by many to be the greatest debilitating factor to adequate health care delivery.

Description and study of health manpower is of extreme importance in planning for health care delivery. Education, employment, utilization and demand should be identified, quantified and evaluated in order that appropriate actions be taken to alleviate the manpower shortages. Health manpower can be divided on the basis of utilization, function or education, however, a general classification would be *primary* (including doctors of medicine and dentistry) and *allied* (including nurses, technicians, etc.). *Allied* implies health environment education, however, the general connotation is that those people who provide support for and act as extensions of the doctor are considered allied health personnel. Several terms such as "paramedical" and "paraprofessional" are used categorically in the same context; however, current usage seems to indicate a preference for the term "allied health personnel." For definitions of specific personnel classifications refer to Appendix .

## STATEMENT OF PROBLEM

Since its beginning, the Governor's Office of Comprehensive Health Planning has been aware of the lack of basic data necessary for comprehensive health planning. In order for Comprehensive Health Planning to fulfill the mandate for a "State Health Plan" as set forth in the Partnership for Health Act, it is evident that the large "data gaps" which now exist must be filled.

In Texas, there has been no overall baseline statistical information that identified the total allied health manpower supply and needs. Several health agencies and organizations have conducted surveys of their own particular needs, but these statistics do not reflect the overall picture of allied health manpower needs, regionally or statewide, in Texas.

To facilitate effective allied health manpower planning for Texas, the Texas Health Careers Program of the Texas Hospital Association, proposed to conduct a study of current and projected needs for specific allied health careers on a statewide, regional, and county basis. In order to facilitate such a study, the Texas Health Careers Program initiated a proposal and entered into a contract agreement with the

Governor's Office of Comprehensive Health Planning.

The principal purpose of this study has been to gather baseline information concerning current and projected personnel requirements in selected allied health careers, and to collect and assimilate pertinent information on Texas allied health education programs in order to gain insight and understanding relative to state health manpower planning. Specifically, it is intended that this study identify specific allied health careers of continuing demand, by category of health care delivery, and study their geographic distribution, current employment, part-time employment, and obtain valid data on job vacancies. The study also determines the number of additional vacancies anticipated for 1971 and projected needs for 1972, 1976, and 1980. Utilizing data gathered, the study provides information on current student enrollment and student capacities in allied health education programs around the state.

The fifty-four careers included in the allied health manpower study were selected by key persons representing various health agencies. These fifty-four careers are further broken down into 63 professional and technical and 7 non-professionals identified by licensure, registration, certification, etc.

## COLLECTION OF DATA

The primary method chosen for data collection was a mail questionnaire survey of all major allied health personnel employers. Instruments and definitions used by the Texas Health Careers Program in 1969 were utilized as basic sources for the 1970 Texas Manpower Resources Survey. This source was used because development, field testing, and validation were already accomplished, and data gathered would be compatible with that collected in the 1969 study. The one major difference in the 1969 and 1970 manpower surveys was the need in 1970 for information pertaining to future requirements for allied health manpower.

Universe description was accomplished through communications with professional associations, boards of licensure, or appropriate governing agencies. The universe includes 20,908 allied health personnel employers in 13 categories of health care delivery. The participants include hospitals and related institutions; nursing homes; community, county, and state public health facilities; home health agencies; social security approved laboratories; health care facilities in institutions of higher education; public and private elementary and secondary schools; community and state institutions of mental health and mental retardation; doctors of medicine; doctors of dentistry; doctors of osteopathy; doctors of podiatry; and doctors of optometry.

After the universe description was processed, each individual or institution was assigned a category and code number in order to facilitate selective processing. The exceptions to this procedure were the categories of state mental

health and mental retardation institutions and public secondary and elementary schools. Complete statewide information was obtained on Texas state mental health and mental retardation institutions from the Department of Mental Health and Mental Retardation, Austin, Texas. Statewide data on public secondary and elementary school allied health employees were obtained through the Texas State Department of Public Health, Austin, Texas.

**TABLE 1**  
**ALLIED HEALTH MANPOWER SURVEY RESULTS**

Employer Category	Number Surveyed	Number Returned	Percentage Of Return
Hospitals	642	507	79.0
Nursing Homes	897	718	80.0
Public Health	70	65	92.9
Home Health	45	27	60.0
Laboratories	167	127	76.0
Higher Education	126	106	84.1
Secondary Education	550	497	91.4
MH/MR	47	42	89.4
Doctor of Medicine	12,441	8,023	64.5
Doctor of Dentistry	4,096	3,037	74.2
Doctor of Osteopathy	839	506	60.2
Doctor of Podiatry	183	146	79.9
Doctor of Optometry	805	576	71.6
<b>TOTALS</b>	<b>20,908</b>	<b>14,377</b>	<b>68.8</b>

The week of July 13 through 17, 1970, was selected as a reporting date. This was considered a week of average activities within the health care field. Five questions were asked pertaining to each personnel classification (i.e., Dietitian, Medical Technologist, etc.):

- How many full-time personnel are employed?
- How many part-time personnel are employed?
- How many hours are worked by part-time personnel?
- How many funded open positions exist?
- How many additional vacancies do you anticipate for 1971?

Two gummed, nonremovable labels for each member of the universe were obtained as computer print-outs of name, mailing address, and code number. One label was placed on a mailing envelope and another simultaneously placed on an appropriate instrument. The instrument, a cover letter appealing to professional responsibility from appropriate professional associations or governing agency, instructions, and definitions with a franked, addressed envelope were mailed to each member of the universe. A total of 20,908 packages were mailed between July 8, and July 13, 1970.

As each completed questionnaire was returned it was checked for consistency of information and remarks. Instrument return and telephone interviews clarified doubtful answers.

Initial response totaled more than 50 percent, which is considered adequate for baseline information. The follow-up procedure was identical to the initial mailout except that a different cover letter, appealing to civic responsibility and signed by Governor Preston Smith, was provided through the Office of Comprehensive Health Planning. The follow-up consisted of 9,941 packages.

A cut-off date of September 15, 1970, was selected after greatest percentage of response had been received.

Several of the largest employers of allied health employees (i.e., hospitals, nursing homes, etc.) were telephoned from September 15 through September 18, 1970, in order that the most complete information on each county could be obtained. The final return count was 14,377 completed questionnaires. This total represents 68.8 percent return.

The Allied Health Education Program (AHEP) Survey was initially conducted in the same manner as the Manpower Resources Survey. Universal description was accomplished through an updated listing of Texas allied health programs maintained by the Texas Health Careers Program, Texas Hospital Association. The following is a categorical list of the number of programs surveyed and returned:

**TABLE 2**  
**ALLIED HEALTH EDUCATION PROGRAM SURVEY RESULTS**

	Number Surveyed	Number Returned	Percentage Of Return
Pre Allied Health	2	1	50.0
RN-Baccalaureate	10	10	100.0
RN-Diploma	14	14	100.0
RN-Associate	20	20	100.0
LVN	162	162	100.0
Operating Room Nurse	2	2	100.0
Nurse Anesthetist	3	2	66.7
Operating Room Technician	16	16	100.0
Certified Lab Assistant	10	10	100.0
Medical Lab Technician	5	5	100.0
Medical Technologist	38	38	100.0
Histotechnologist	3	3	100.0
Cytotechnologist	6	6	100.0
Radiologic Technologist	60	59	98.4
Inhalation Therapist	8	8	100.0
Pharmacy	3	2	66.7
Dental Assistant	4	4	100.0
Dental Lab Technician	1	1	100.0
Dental Hygienist	8	8	100.0
Physical Therapist	5	4	80.0
Physical Therapist Asst.	2	2	100.0
Occupational Therapist	2	2	100.0
Occupational Therapy Asst.	3	3	100.0
Social Worker (Master's)	5	3	60.0
Case Worker (Bachelor's)	18	10	55.6
Mental Health Worker	3	3	100.0
Dietitian	10	10	100.0
Hospital Administrator	1	1	100.0
Hospital Management Asst.	3	3	100.0
Medical Secretary	10	10	100.0
Medical Record Librarian	4	4	100.0
Medical Record Technician	6	6	100.0
Medical Assistant	3	3	100.0
Central Service Technician	1	1	100.0
Medical Art	3	2	66.7
Community Health Aide	1	1	100.0

The instrument was designed by adapting formats from previous AHEP surveys conducted by the Texas Health Careers Program. Five questions were asked pertaining to each allied health program:

- What is the approved student capacity of the program?
- How many students are currently enrolled?
- What is the composition of the student body (i.e., How many first year students? Second year?, etc.)?
- How many students were graduated in 1970?
- What is the approximate average attrition percentage over the last three years?

Several other questions were asked not relating to this report. The instrument, cover letter appealing to profes-

sional responsibility from the Texas Health Careers Program, and a franked, addressed envelope was mailed to each member of the universe. A total of 455 packages were mailed between September 28, and October 2, 1970. Initial response totaled more than 40 percent. The follow-up procedure included telephone calls to each program director not returning a questionnaire. The director was asked to furnish the required data over the phone. If he was unable to comply with our request at that time, a second survey form was mailed. A cut-off date of November 20, 1970, was selected after the greatest percentage of response had been received. The final count was 439 completed questionnaires. This total represents 96.5 percent return.

## LIMITATIONS OF DATA

Data in this report should not be considered as absolute measures in establishing needs for personnel, but only as a statistical base from which to project. The variables of absolute measures are much beyond the scope of this report and should be considered as integral parts of any judgement based on information contained herein. The following are factors which indicate the conservative nature of all figures:

1. Fifty-four allied health occupations are included in this study, whereas over 200 allied health careers are employed in the health delivery system; therefore, this study does not indicate the complete allied health manpower employment and needs.
2. The survey included only 13 major categories of health care delivery services; that is, there are more categories of health services in the state of Texas than included in this study. For example, there are Private Duty Nursing Bureaus; Industrial Health Services not operated by medical doctors; social service agencies who employ nurses and other health personnel; laboratories not operated by medical doctors and not social security approved; and some 2,700 community pharmacies not included in the study. Therefore, the total nurses and other careers included do not reflect the total current employment and manpower needs.
3. Projections for additional health manpower needs for proposed *new* hospitals and nursing homes have not been included in the data.
4. "Funded open positions" is a conservative term. Many hospital administrators do not budget for those who are not available for employment. That is, if an administrator knows he cannot possibly find the ten nurses he needs, he will request only the number which he can realistically expect to employ. Moreover, doctors in private practice do not always operate on a formal budget; therefore, they would not have "funded open positions."
5. "Additional Anticipated Vacancies for 1971" is, of course, a subjective question and therefore only an estimate.
6. Projections for 1972, 1976, and 1980 are based on maintaining current health standards (i.e., current employment plus current vacancies) with estimated population increases. This relates the need for more allied health personnel, but not necessarily the optimum level of health care delivery or the availability of positions to be filled.

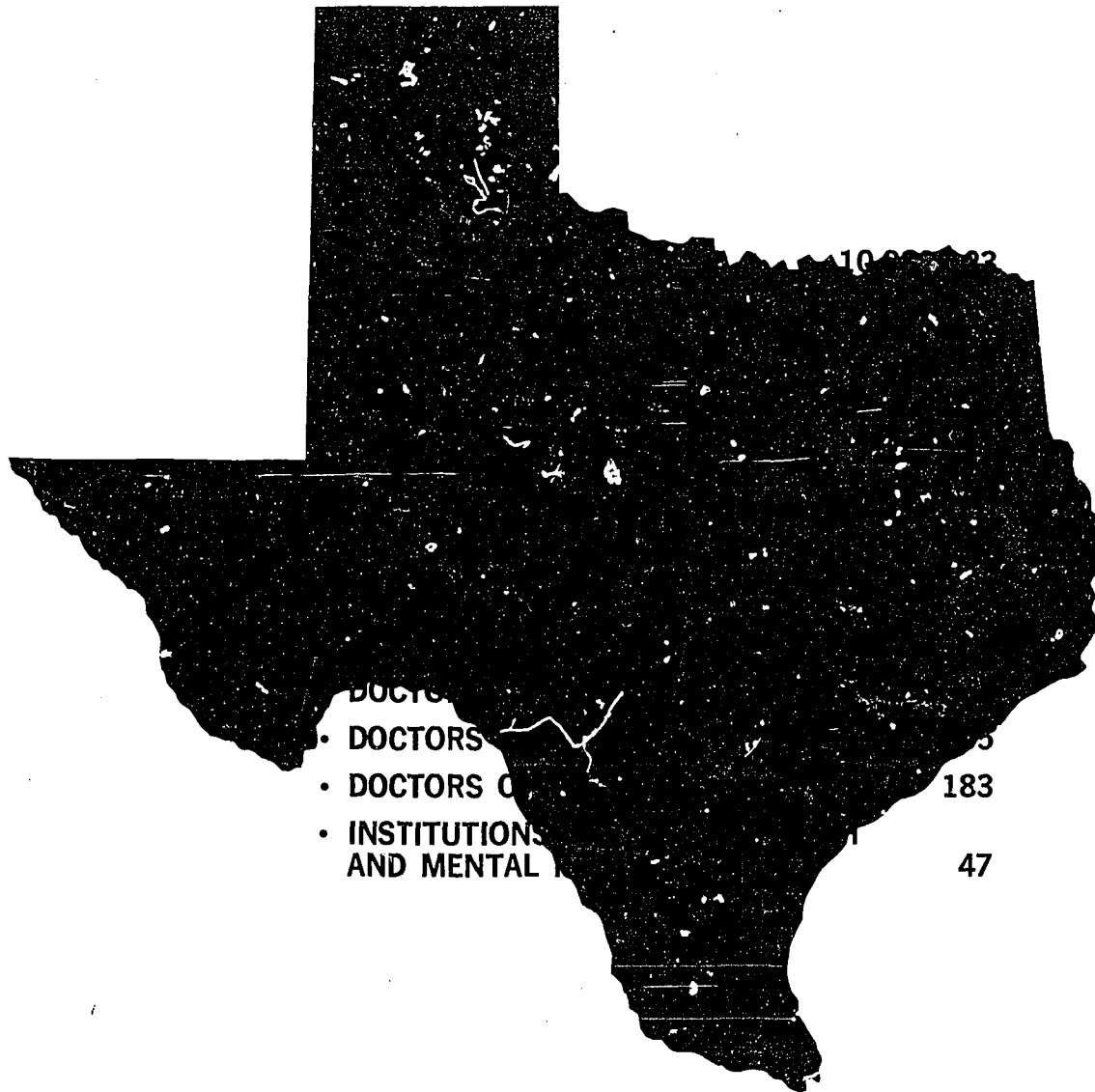
7. The number of hours worked by part-time employees in hospitals and nursing homes is based on a sample of hospitals and nursing homes and therefore subject to sampling error. As a rough guideline for use in assessing the reliability of "Full-time Equivalents" figure in the tables, the coefficient of variation or relative sampling error is approximately 3 percent.
8. In addition to sampling errors, the statistics in both manpower and AHEP surveys are subject to measurement errors. These include errors due to category of health care delivery nonresponse, occupational category nonresponse, information incompletely or inaccurately reported, and processing errors. With a total nonresponse rate of only 31.2 percent, a 100 percent verification of card punching, and several stages of editing, errors due to category of health care delivery nonresponse and processing errors are considered to be negligible. However, the data on manpower needs are subject to possibly large measurement error due to considerable nonreporting for these items. Also, the data on both employment and manpower needs for several career categories are subject to possible large measurement error due to misclassification of personnel, and either underreporting or overreporting of personnel.

## ALLIED HEALTH CAREERS INCLUDED IN THE STUDY

<b>Dental Services</b>	<b>Nursing Services</b>
Dental Assistant	Registered Nurse
Dental Laboratory Technician	Licensed Vocational Nurse
Dental Hygienist	Nursing Aide, Orderly, Attendant
<b>Pharmacy</b>	Surgical Technical Aide
Pharmacist	<b>Diagnostic Services</b>
Pharmacy Assistant	Medical Technologist
<b>Dietary Services</b>	Medical Technician
Dietitian	Cytotechnologist
Food Service Manager	Cytotechnician
<b>Radiology</b>	Histologic Technician
Radiologic Technologist	Electrocardiograph Technician
X-Ray Assistant	Electroencephalograph Technician
Darkroom Technician	Laboratory Assistant
Radiation Therapy Technician	Laboratory Aide
Radiation Therapy Assistant	Medical Assistant (office)
<b>Medical Records</b>	Podiatry Assistant (office)
Medical Record Librarian	Home Health Aide
Medical Record Technician	<b>Optical Services</b>
Medical Librarian	Optical Assistant
<b>Therapeutic Services</b>	Optometric Technician
Occupational Therapist	Optical Laboratory Technician
Occupational Therapy Assistant	Dispensing Optician
Occupational Therapy Aide	Vision Therapists and Special Education
Physical Therapist	<b>Other Professional and Technical Personnel</b>
Physical Therapy Assistant and Aide	Medical Typist
Speech Pathologist and Audiologist	Ward Clerk
Recreation Therapist	<b>Other Personnel</b>
Inhalation Therapist	Food Service
Social Worker	Laundry
Social Worker Assistant and Aide	Housekeeping
	Maintenance Secretarial, Clerical

# PART I

## TEXAS ALLIED HEALTH MANPOWER AND EDUCATION



DOCTORS	3
• DOCTORS	3
• DOCTORS OF	183
• INSTITUTIONS AND MENTAL	47

TEXAS ALLIED HEALTH MANPOWER
HOSPITAL ALLIED HEALTH MANPOWER
NURSING HOME A.H.M.
PUBLIC HEALTH A.H.M.
MT/MR A.H.M.
HIGHER EDUCATION A.H.M.
SECONDARY EDUCATION A.H.M.
HOME HEALTH AGENCIES A.H.M.
LABORATORIES A.H.M.
MEDICAL DOCTOR A.H.M.
OPTOMETRIST A.H.M.
OSTEOPATH A.H.M.
DENTIST A.H.M.
PODIATRIST A.H.M.
ALLIED HEALTH EDUCATION PROGRAMS
CONCLUSIONS AND RECOMMENDATIONS

# ALLIED HEALTH MANPOWER

In July, 1970, there were nearly 230,000 persons (229,311) employed in allied health occupations in the 13 major health employer categories in Texas. Of this number, approximately two-thirds (136,922) were employed in the allied health professional and technical occupational categories. About 9 out of 10 health professional and technical employees were reported as working 35 or more hours per week. Persons who work in these specific health occupations have had special education or training designed to help them function in a health setting. Many other persons perform the business, clerical, and maintenance services essential to the operation of health facilities and agencies, but their occupations are not unique to the health field.

## SUMMARY ANALYSIS

It is difficult to determine the number of individuals in each of the health occupations, yet it is desirable to know the number of persons who have had special education or training in the health work force. Information is needed on geographic location, employment status and type of activity, educational background and special training. Information on allied health manpower and education classified by career is shown in the report that follows. Manpower statistics discussed in the report are related to education, license to practice, certification or registration, association membership, place of employment, and other factors.

Nursing service personnel comprised the bulk of allied health professional and technical employees in 1970 with about 7 out of 10 health workers being reported in one of the nursing service categories. About 24 out of every 100

nursing service personnel were registered nurses (23,726) and 26 were licensed vocational nurses (25,300).

Of allied health professional and technical careers other than nursing services, medical technologists (6,699) comprised the single largest category. Other categories having at least 1,000 employees were: medical assistant (6,124), dental assistant (5,164), ward clerk (3,570), lab assistants and aides (2,872), dietitian (1,765), medical typist (1,746), inhalation therapist (1,275), food service manager (1,135), and hospital/nursing home pharmacists (1,004).

There were 7,364 positions, or less than 6 percent of the equivalent full-time positions (see table 4 footnote 1), that were reported as being budgeted and vacant in professional and technical categories at the time of the survey. Future needs for 1971 were expressed for 10,426 full-time health professionals and technicians in addition to budgeted vacancies. In total an additional need, for 1971, of 17,790 health professional and technical personnel (present budgeted vacancies plus additional anticipated vacancies, 1971), or about a 13 percent increase over present equivalent full-time positions, was reported.

Hospitals and nursing homes employ approximately 7 out of 10 of all allied health professional and technical employees while comprising less than 8 percent of the total number of health employers. Hospitals alone account for 6 out of 10 of all funded open professional and technical positions. Hospitals and nursing homes also account for 7 out of 10 additional anticipated vacancies reported for 1971.

## CATEGORICAL PERCENTAGE OF TOTALS OF ALLIED HEALTH PROFESSIONAL AND TECHNICAL PERSONNEL

Employer Category	Percent of All Employers	Percent of All Full-time Equivalent Employees	Percent of All Funded Open Positions	Percent of All Additional Anticipated Vacancies, 1971
Hospitals	3.1	52.8	59.8	61.2
Nursing Homes	4.3	16.8	5.3	12.6
Higher Education	0.6	2.7	11.0 <sup>1</sup>	2.9
Secondary Education	2.6	1.1	0.0	0.0
Public Health	0.3	1.2	1.7	0.3
MH/MR	0.2	6.4	8.4	1.8
Laboratories	0.8	0.7	0.5	0.9
Home Health	0.2	0.5	0.3	1.0
Doctor of Medicine	59.5	11.2	8.0	9.0
Doctor of Osteo.	4.0	0.8	0.2	0.6
Doctor of Dentistry	19.6	4.6	3.9	7.2
Doctor of Optometry	3.9	1.0	0.8	1.7
Doctor of Podiatry	0.9	0.2	0.2	0.4

1. Seven percent of the 11 percent budgeted vacancies reported by college health facilities were listed under unidentified "other professional and technical personnel." It is believed that this is a highly unreliable figure including many professional and technical categories not related to allied health careers (i.e., biology instructors, chemistry instructors, etc.).

## PERSONNEL REQUIREMENTS AND EMPLOYMENT LEVELS

Any discussion of requirements for health manpower must include the fact that the assumptions underlying an analysis of supply versus demand are not agreed upon, and that much of the data required is not available. The most

important lack is an objective against which the present ability to provide health services can be measured. The difficulties are especially apparent in attempting to determine or forecast requirements for allied health manpower, since its utilization is related more to rising standards of health care than to simple growth of population or volume of health services.

There are, however, a sufficient number of reasons to base projected estimates of state needs for allied health manpower on estimated population growth which, while not based on uniform assumptions or definition of requirements, are in sufficient agreement to allow some general conclusions to be drawn. The sources are cited in appendix

Since the education and employment of allied health manpower over the next decade are of immediate interest and importance, "projected requirements" is given the special meaning of the number of workers who would find employment without major changes in the health system, in manpower utilization patterns, or in economics of health care. The term "projected requirements" is not used here to represent the number of allied health workers that would be necessary in order to have an optimum or adequate health system, or to achieve some improved level of health care.

In an assessment of our current situation it is possible to draw some general conclusions about the extent to which projected requirements for allied health manpower exceed employment. The attempt to project these requirements into the future obviously involves uncertainties which minimize the value of the prediction.

Projections of future supply have been made and cited in this report (table 4). However, these are not predictions of requirements, which must be based upon health care goals and which must also take into account a variety of other factors. The manpower projections here are based on projected population estimates with the assumption that allied health worker needs will increase in a ratio with population expansion. This growth, if realized, will impose great demands upon the educational programs that serve these allied health careers. It seems unnecessary to state any higher level of future manpower requirements than 1980 in order to appreciate the magnitude of the educational tasks ahead.

Texas population has increased at a rate in excess of 14 percent over the last ten years. With over 275,000 square miles, Texas counted 10,989,123 in the 1970 preliminary census. This was an increase of 14.7 percent over 9,579,677 residents included in 1960. Table 4 shows that the present number of budgeted but unfilled jobs in the sixty-three individual allied health professional and technical positions surveyed is already a cause of much concern. When reviewed in relation to 1980 projected needs, the shortage is critical.

Anticipated personnel needs in four of the sixty-three allied health professional and technical careers will more than double the number of currently filled full-time equivalent positions in the next ten years. Twenty-three will expand by more than 50 percent. These are the positions that have the highest number of vacancies at present. Therefore, to fill 1980 allied health personnel needs will require not only raising the total number of those qualified by a rate consistent with the increase in budgeted positions, but also filling present vacancies. Table 3 shows personnel increases in the next ten years for eighteen major licensed, registered, and certified health careers in Texas.

TABLE 3 PERSONNEL REQUIREMENTS IN 1970  
VERSUS 1980 IN EIGHTEEN MAJOR ALLIED  
HEALTH OCCUPATIONS

Occupation	Full-time Equivalent Employed, 1970	Full-time Equivalent Projected, 1980	Percent Increase Over, 1970
Dietitian, ADA	626	906	44.73
MT, ASCP	2,967	4,241	42.94
CLA	472	705	33.05
RT, ARRT	2,281	3,139	37.62
MRL, AAMRL	177	293	39.50
Med. Lib. MLA	32	47	46.87
MRT, AAMRL	111	175	57.66
OT, AOTA	155	272	75.48
OTA, AOTA	50	85	70.00
PT, APTA/ARPT	400	692	73.00
IT, ARIT	154	317	105.16
RN	21,256	31,114	46.38
LVN	23,633	32,874	49.10
Med. Asst., AAMA	655	918	28.64
Den. Asst., AADA	729	1,028	41.02
Pod. Asst., ARPA	32	55	71.87
Dental Hygienist	581	1,172	101.72
Optometric Tech.	77	153	98.70

Overall, an increase of 37 percent (over 52,000 personnel) is anticipated over current personnel requirements in the sixty-three selected allied health professional and technical positions. Among the major occupational categories, Therapeutic Services (58%) composed the single largest projected increase in professionals and technicians over the next ten years followed by Medical Records (42%), Diagnostic Services (41%), Nursing Services (38%), Radiology (37%), Pharmacy (35%), and Dietary Services (35%). In numbers, Nursing Services requires a projected increase of over 34,000 more employees by 1980, while Diagnostic Services requires 4,000 and Therapeutic Services 2,400. It should be pointed out that many of the positions expanding by impressive percentages have at present very low base figures for currently filled positions. This tends to exaggerate percentage needs.

FIGURE 1. NUMBER OF ALLIED HEALTH PROFESSIONAL AND TECHNICAL VACANCIES FOR 1971- MAJOR CAREER CATEGORY

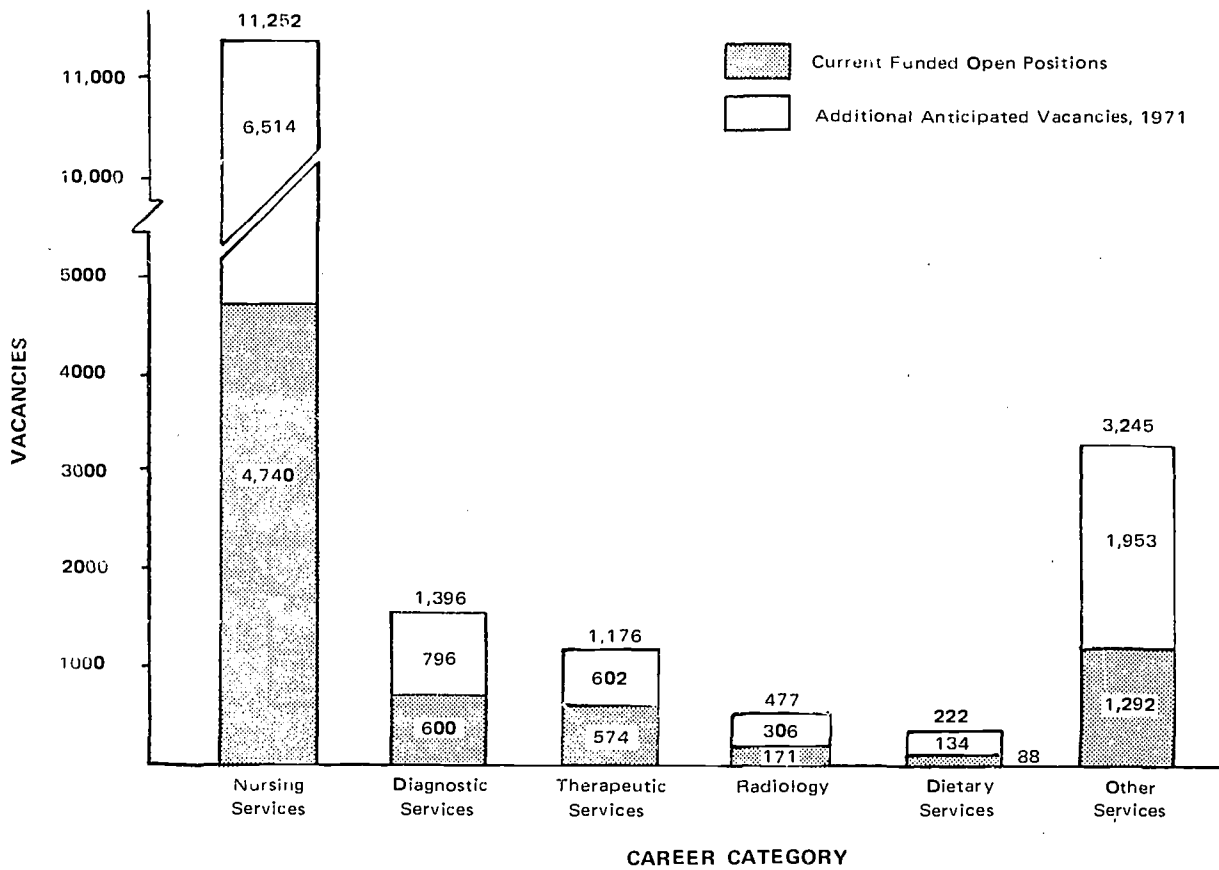


FIGURE 2. NUMBER OF ALLIED HEALTH PROFESSIONAL AND TECHNICAL VACANCIES FOR 1971- MAJOR HEALTH EMPLOYER

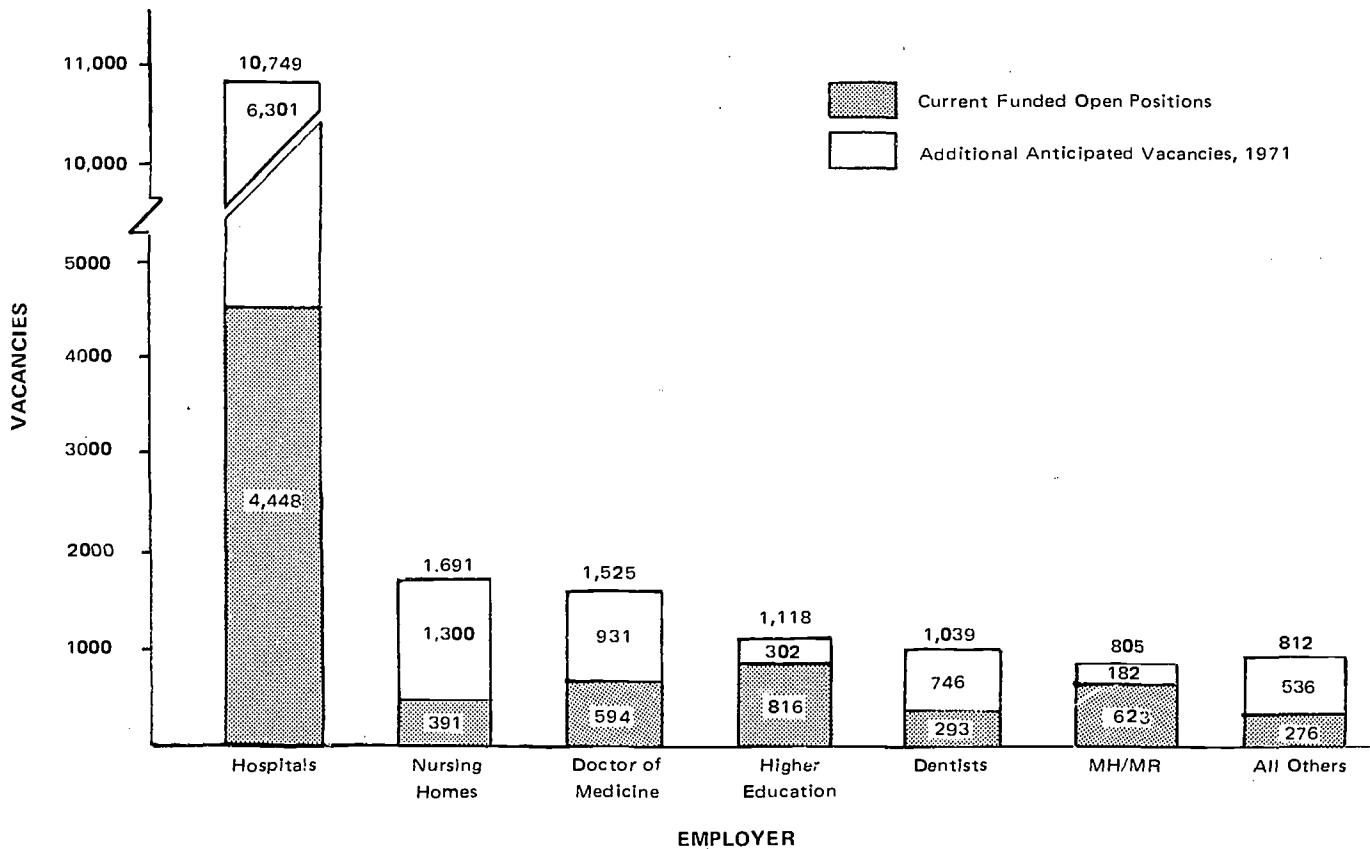


FIGURE 3 NUMBER OF VACANCIES FOR 1971.  
SELECTED ALLIED HEALTH OCCUPATIONS

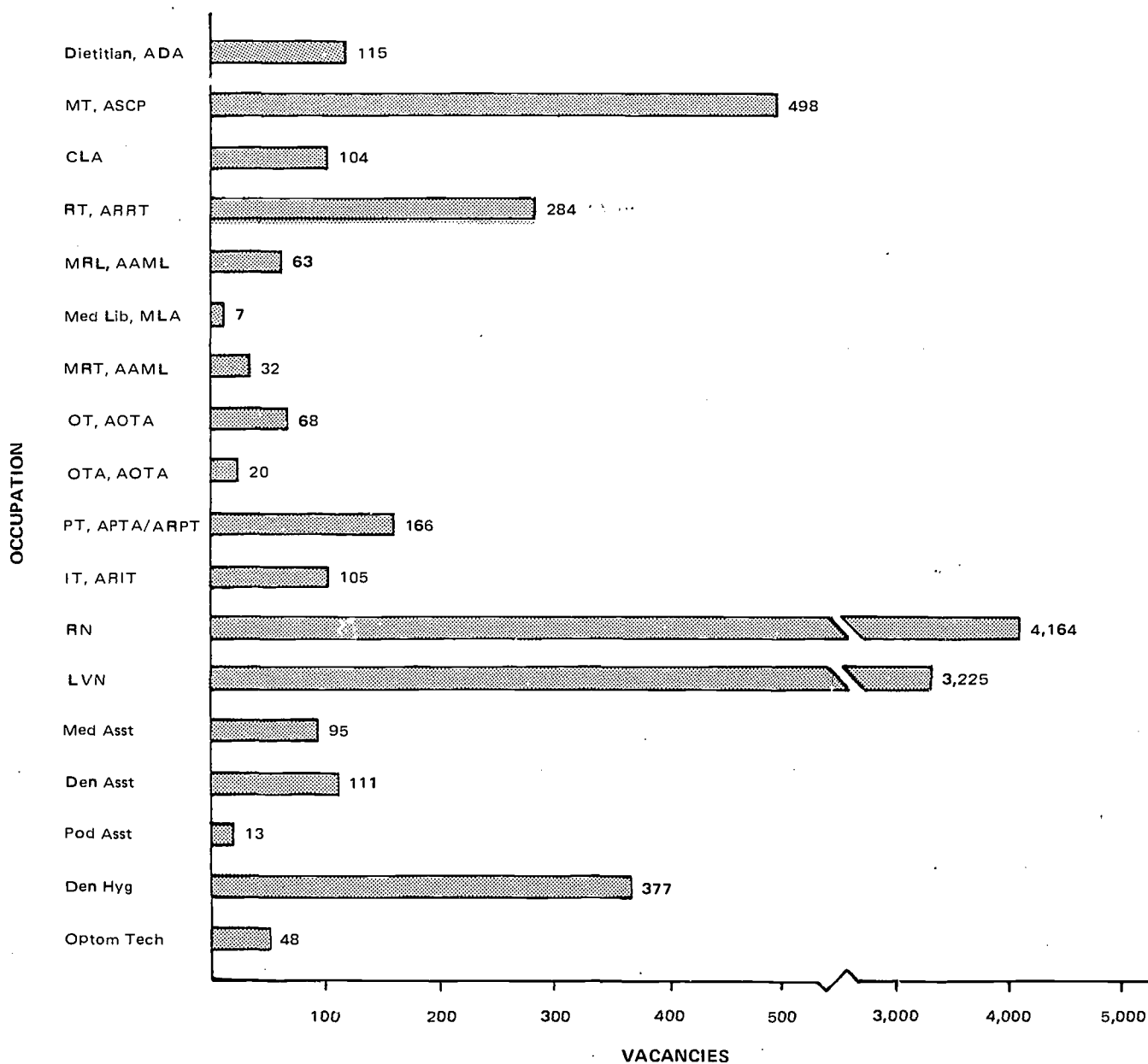




TABLE 4. TEXAS ALLIED HEALTH MANPOWER, 1970<sup>1</sup>  
BY OCCUPATIONAL CATEGORY

OCCUPATION	Full-Time Employees	Part-Time Employees	Full-Time <sup>2</sup> Equivalent	Funded Open Positions	Percent of <sup>3</sup> Funded Positions Vacant	Additional Anticipated Vacancies 1971	Projected <sup>4</sup> Full-Time Equivalents 1972	Projected Full-Time Equivalents 1976	Projected Full-Time Equivalent 1980	Active Rate Per 100,000 Population 1970
<b>DIETARY SERVICES</b>										
1.00 DIETITIAN, ADA	526	651	626	50	7.4	65	758	831	906	5.69
1.01 DIETITIAN, Other	450	138	485	13	2.6	27	537	589	642	4.41
1.10 FOOD SER MGR	1,029	106	1,075	25	2.3	42	1,169	1,281	1,397	9.78
<b>Totals</b>	<b>2,005</b>	<b>895</b>	<b>2,186</b>	<b>88</b>	<b>3.8</b>	<b>134</b>	<b>2,464</b>	<b>2,701</b>	<b>2,945</b>	<b>19.89</b>
<b>DIAGNOSTIC SERVICES</b>										
2.00 MT, ASCP	2,740	619	2,967	213	6.7	285	3,548	3,887	4,241	26.99
2.02 MT, Other	2,574	766	2,947	235	7.4	202	3,569	3,910	4,256	26.81
2.10 CYTO, ASCP	73	13	79	6	7.0	18	104	114	124	0.72
2.11 CYTO, Other	28	6	31	0	0.0	2	33	37	40	0.28
2.20 HISTO, ASCP	184	19	193	9	4.5	19	226	247	270	1.75
2.21 HISTO, Other	124	8	126	2	1.6	13	144	158	172	1.14
2.30 EKG	390	70	418	10	2.3	29	467	512	559	3.80
2.40 EEG	125	14	131	2	1.5	22	158	173	189	1.19
2.50 CLA	451	45	472	42	8.2	62	589	646	705	4.29
2.51 LAB ASST/AIDE	2,161	711	2,490	81	3.2	144	2,780	3,046	3,323	22.65
<b>Totals</b>	<b>8,850</b>	<b>2,271</b>	<b>9,854</b>	<b>600</b>	<b>5.7</b>	<b>796</b>	<b>11,618</b>	<b>12,730</b>	<b>13,889</b>	<b>89.67</b>
<b>RADIOLOGY</b>										
3.00 RT, ARRT	2,140	326	2,281	120	5.0	164	2,626	2,877	3,139	20.75
3.01 RT, Other	940	166	1,003	30	2.9	94	1,154	1,264	1,379	9.12
3.10 X-RAY ASST	452	90	486	13	2.6	30	541	593	647	4.42
3.20 RAD THERAPY, ARRT	83	5	85	3	3.4	7	97	106	116	0.77
3.21 RAD THERAPY, Other	2	0	2	4	66.7	6	12	13	14	0.02
3.30 RAD THERAPY ASST	17	4	19	1	5.0	5	25	28	30	0.17
<b>Totals</b>	<b>3,634</b>	<b>591</b>	<b>3,876</b>	<b>171</b>	<b>4.2</b>	<b>306</b>	<b>4,455</b>	<b>4,881</b>	<b>5,325</b>	<b>35.27</b>
<b>MEDICAL RECORDS</b>										
4.00 MRL, AAMRL	160	112	177	27	15.3	36	245	269	293	1.61
4.01 MRL, Other	261	27	270	11	4.0	13	302	330	361	2.45
4.10 MRT, AAMRL	107	9	111	10	8.3	22	146	160	175	1.01
4.11 MRT, Other	374	46	397	11	2.7	30	448	491	536	3.61
4.20 MED LIB, MLA	29	5	32	3	8.6	4	39	43	47	0.29
4.21 MED LIB, Other	130	17	139	4	2.8	7	153	168	183	1.26
4.30 MRL, NURSING HOME	67	104	79	4	4.9	9	94	103	112	0.71
<b>Totals</b>	<b>1,128</b>	<b>320</b>	<b>1,205</b>	<b>70</b>	<b>5.5</b>	<b>121</b>	<b>1,427</b>	<b>1,564</b>	<b>1,707</b>	<b>10.96</b>
<b>THERAPEUTIC SERVICES</b>										
5.00 OT, AOTA	143	35	155	33	17.3	35	228	250	272	1.41
5.01 OT, Other	73	19	80	13	14.0	23	118	130	141	0.72
5.10 OTA, AOTA	47	13	50	11	18.0	9	71	78	85	0.45
5.11 OTA, Other	137	8	142	10	6.6	16	172	183	205	1.29
5.20 PT, APTA/ARPT	343	187	400	67	16.8	99	580	635	692	3.64
5.21 PT, Other	166	49	182	20	11.0	24	231	253	276	1.65
5.30 PTA	448	69	461	27	5.5	57	558	611	667	4.19
5.40 SPEECH PATH, ASHA	57	57	72	7	8.9	13	94	103	112	0.65
5.41 SPEECH PATH, Other	29	18	38	94	71.2	9	144	158	172	0.34
5.50 RECREATION THERAPY	129	54	159	18	10.2	25	206	226	247	1.44
5.60 IT, ARIT	146	14	154	31	16.8	74	265	290	317	1.40
5.61 IT, Other	1,030	85	1,075	30	2.7	106	1,240	1,358	1,482	9.78
5.70 SOCIAL WKR, MASTERS	435	157	470	166	26.1	54	706	774	844	4.27
5.71 SOCIAL WKR, Other	470	127	508	33	6.1	32	586	642	701	4.62
5.80 SOCIAL WKR, ASST	121	6	124	14	10.1	26	167	184	200	1.12
<b>Totals</b>	<b>3,774</b>	<b>898</b>	<b>4,070</b>	<b>574</b>	<b>12.4</b>	<b>602</b>	<b>5,366</b>	<b>5,880</b>	<b>6,413</b>	<b>37.03</b>
<b>PHARMACY</b>										
6.00 PHARMACISTS	660	344	764	23	2.9	62	869	952	1,039	6.95
6.10 PHARMACY ASST	470	193	561	8	1.4	42	625	685	747	5.10
<b>Totals</b>	<b>1,130</b>	<b>537</b>	<b>1,325</b>	<b>31</b>	<b>2.3</b>	<b>104</b>	<b>1,494</b>	<b>1,637</b>	<b>1,786</b>	<b>12.05</b>
<b>NURSING SERVICES</b>										
7.00 RN	19,426	4,300	21,256	2,100	9.0	2,064	26,030	28,521	31,114	193.42
7.10 LVN	22,000	3,300	23,633	1,400	5.6	1,825	27,502	30,134	32,874	215.06
7.20 AIDES/ORDERLIES	41,538	4,890	44,036	1,125	2.5	2,375	48,676	53,335	58,184	400.72
7.30 SURGICAL TECH AIDE	1,550	152	1,610	115	6.7	200	1,971	2,159	2,356	14.65
7.40 HOME HEALTH AIDE	173	34	186	0	0.0	50	241	264	288	1.69
<b>Totals</b>	<b>81,747</b>	<b>12,676</b>	<b>90,721</b>	<b>4,740</b>	<b>4.5</b>	<b>6,514</b>	<b>104,420</b>	<b>114,413</b>	<b>124,816</b>	<b>825.56</b>

OCCUPATION	Full-Time Employees	Part-Time Employees	Full-Time Equivalent	Funded Open Positions	Percent of Funded Positions Vacant	Additional Anticipated Vacancies 1971	Projected Full-Time Equivalents 1972	Projected Full-Time Equivalents 1976	Projected Full-Time Equivalent 1980	Active Rate Per 100,000 Population 1970
<b>OTHER PROFESSIONAL AND TECHNICAL PERSONNEL</b>										
8.00 MEDICAL TYPIST	1,579	167	1,641	77	4.5	160	1,923	2,107	2,298	14.95
8.00 MED ASST, AAMA	636	53	655	26	3.8	69	768	841	918	5.96
8.01 MED ASST, Other	3,740	1,695	3,954	79	2.0	140	4,273	4,682	5,107	35.98
8.10 WARD CLERK	3,268	302	3,419	126	3.6	383	4,022	4,407	4,807	31.11
8.20 DEN ASST, AADA	690	69	729	31	4.1	80	860	942	1,028	6.63
8.21 DEN ASST, Other	4,240	924	4,688	98	2.1	417	5,354	5,974	6,619	42.66
8.30 DEN LAB TECH	348	554	609	40	6.2	56	721	791	862	5.54
8.40 DEN HYGIENIST	438	366	581	139	19.3	238	980	1,074	1,172	5.28
8.81 OPTOM ASST	551	160	613	21	3.3	77	728	797	870	5.57
8.82 OPTOM TECH	73	7	77	16	17.2	32	128	140	153	0.70
8.83 OPTOM LAB TECH	140	26	147	6	3.9	17	174	190	208	1.33
8.84 DISPEN OPTICIAN	439	51	459	10	2.1	37	518	567	619	4.17
8.90 POD ASST, ARPA	31	2	32	3	9.4	10	46	50	55	0.29
8.91 POD ASST, Other	141	31	155	9	5.5	21	189	207	226	1.41
8.50 OTHER PRO & TECH	2,486	260	2,614	580	18.2	112	3,385	3,709	4,046	23.78
Totals	18,800	4,666	20,373	1,261	5.8	1,849	24,069	26,478	28,988	185.39
<b>PROFESSIONAL &amp; TECHNICAL TOTALS</b>	<b>124,068</b>	<b>22,845</b>	<b>133,610</b>	<b>7,535</b>	<b>5.3</b>	<b>10,426</b>	<b>155,313</b>	<b>170,284</b>	<b>185,869</b>	<b>1215.85</b>
<b>OTHER PERSONNEL</b>										
9.00 FOOD SERVICE	13,500	2,300	14,406	235	1.6	878	15,891	17,412	18,995	131.09
9.10 LAUNDRY	3,400	259	3,510	54	1.5	172	3,825	4,191	4,572	31.94
9.20 HOUSEKEEPING	10,300	951	10,776	620	5.4	800	12,488	13,683	14,927	98.06
9.30 MAINTENANCE	5,500	476	5,686	137	2.4	277	6,246	6,844	7,466	51.74
9.40 MANAGEMENT	3,420	120	3,474	46	1.3	107	3,714	4,069	4,439	31.61
9.45 MGR, LONG-TERM FAC	728	74	750	5	0.6	117	892	978	1,067	6.82
9.50 SECRETARIAL, CLERICAL	22,200	2,800	23,447	2,271	8.8	925	27,282	29,893	32,611	213.36
9.60 OTHER NON-PRO & TECH	13,950	2,351	15,039	1,700	10.2	829	17,989	19,711	21,503	136.85
<b>NON-PROFESSIONAL &amp; TECHNICAL TOTALS</b>	<b>72,998</b>	<b>9,391</b>	<b>77,088</b>	<b>5,088</b>	<b>6.1</b>	<b>4,105</b>	<b>88,327</b>	<b>96,781</b>	<b>105,580</b>	<b>701.50</b>
<b>STATE TOTALS</b>	<b>197,066</b>	<b>32,245</b>	<b>210,698</b>	<b>12,603</b>	<b>5.6</b>	<b>14,531</b>	<b>243,640</b>	<b>267,065</b>	<b>291,449</b>	<b>1917.35</b>

<sup>1</sup>All data has been adjusted to reflect 100 percent representation of all allied health employees working for the 13 major health employers.

<sup>2</sup>Full-time equivalent positions is reflected in the formula:  

$$\frac{\text{Full-time employees} + \text{part-time hours worked}/40}{\text{Full-time employees}}$$

<sup>3</sup>Percent of funded vacancies is reflected in the formula:

$$\frac{\text{Funded open positions}}{\text{Full-time equivalent} + \text{Funded open positions}} \times 100$$

<sup>4</sup>Projected full-time equivalents for 1972, 1976, and 1980 are based on estimated population expansion. Source of population estimate: Bureau of Business Research, University of Texas, Austin, Texas.

## TEXAS: HOSPITALS

Hospitals are a major component of the health services industry, one of the largest and fastest growing industries in Texas. Based on data presented in this report, allied health hospital personnel account for 54 percent of all workers employed in Texas' total health services industry. In July 1970, over 122,000 allied health personnel were working in Texas hospitals, 14 percent of them as part-time workers (table 5).

The tremendous increase in hospital personnel over the past two decades may be illustrated with the following statistics from the *Guide* issue of *Hospitals*, the Journal of the American Hospital Association (A.H.A.). In the 1940's, hospitals in the United States had approximately one professional nurse for every 15 beds and one L.V.N., aide, or attendant for every 10 beds. In Texas, thirty years later, there is one professional nurse for every 5 beds and one auxiliary person to every 2 beds. "In addition to nursing personnel, hospitals have been increasing the number of personnel in other occupational categories at a rate that

exceeds the growth rates in both hospital beds and total annual admissions to short-term general hospitals."<sup>1</sup>

In July 1970, there were nearly 122,000 persons employed in allied health occupations in Texas hospitals. Of this number, approximately two-thirds (76,612) were employed in the allied health professional and technical occupational categories. About 84 percent of the professional and technical employees in hospitals were reported as working 35 hours or more per week. The universe of the hospital study was 642 hospitals. The returns from 507 hospitals have been used to estimate data for that total.

More than 55,000 employees were reported in nursing services—nearly three-fourths of the total were nursing aides, orderlies, and attendants (22,000). Licensed vocational nurses made up the next largest group (16,000), fol-

1. Margaret D. West, James P. Cooney, Jr.: "Manpower in Hospitals and Nursing Homes." *Health Manpower, United States—1965-1967*. PHS Pub. No. 1000, Series 14, Number 1. Public Health Services, U.S. Department of Health, Education, and Welfare. Washington: U.S. Government Printing Office, 1968.

lowed by registered nurses (15,500). Among nonnursing personnel, the largest categories of professional and technical allied health employees were medical technologists (3,374) and radiologic technologists (1,755).

More than 4,400 budgeted positions for professional and technical personnel in hospitals were vacant in July of 1970. This represented a vacancy rate of almost 6 percent. The highest number of vacancies was for registered nurses (1,656). Among nonnursing personnel, the greatest number of budgeted vacancies was for medical technologists (276).

Texas hospitals reported a need for 10,749 additional professional and technical personnel for 1971 (i.e., 4,448 funded open positions plus 6,301 additional anticipated

vacancies for 1971). This number represents a 13 percent increase in full-time equivalent personnel presently employed. While the 3,200 needed registered nurses represented the greatest numerical shortage for 1971, the required proportional increase of 19 percent was not the largest in terms of all hospital professional and technical personnel. A 22 percent increase in therapeutic service personnel represented the greatest proportional need for 1971. Within the therapeutic services, hospitals reported a need for a 78 percent increase in speech pathologists and audiologists, a 40 percent increase in social workers, and a 29 percent increase in physical therapists for 1971.

TABLE 5. ALLIED HEALTH MANPOWER IN HOSPITALS, 1970<sup>1</sup>

Occupation	Full-time Employees	Part-time Employees	Full-time Equivalent	Funded Open Vacancies	Additional Anticipated Vacancies for 1971	Percent of Funded Positions Vacant
1.00 Dietitian, ADA	320	216	350	45	56	11.4
1.01 Dietitian, Other	282	66	307	9	22	2.8
1.10 Food Ser Mgr	443	31	456	13	22	2.8
2.00 MT, ASCP	1,305	249	1,429	109	150	7.1
2.01 MT, AMT	426	76	464	20	34	0.4
2.02 MT, Other	858	460	1,088	147	106	1.2
2.10 Cyto, ASCP	33	7	36	3	8	7.7
2.11 Cyto, Other	8		8			0.0
2.20 Histo, ASCP	127	11	131	9	17	6.4
2.21 Histo, Other	74	2	75	2	8	2.6
2.30 EKG	354	68	383	9	29	1.8
2.40 EEG	106	10	110	2	16	1.8
2.50 CLA	260	10	265	15	26	5.4
2.51 Lab Asst/Aide	1,025	441	1,245	37	80	2.9
3.00 RT, ARRT	1,163	174	1,250	62	97	4.7
3.01 RT, Other	355	63	379	8	48	2.1
3.10 X-Ray Asst	425	81	455	9	30	1.9
3.20 Rad Therapy, ARRT	78	4	80	3	7	3.6
3.21 Rad Therapy, Other	52		52	4	6	7.1
3.30 Rad Therapy Asst	16	4	18	1	5	5.3
4.00 MRL, AAMRL	143	108	159	23	30	12.6
4.01 MRL, Other	248	20	253	13	11	4.9
4.10 MRT, AAMRL	102	7	105	8	18	7.1
4.11 MRT, Other	337	44	359	7	27	1.9
4.20 Med Lib, MLA	17	5	19	3	4	13.6
4.21 Med Lib, Other	115	16	123	2	5	1.6
5.00 OT, AOTA	101	10	106	13	16	10.9
5.01 OT, Other	52		52	5	13	8.8
5.10 OTA, AOTA	25	1	26	3	3	10.3
5.11 OTA, Other	108	3	110	3	11	2.7
5.20 PT, APTA/ARPT	252	68	286	55	81	16.1
5.21 PT, Other	76	13	79	6	9	7.1
5.30 PTA	351	41	361	23	50	6.6
5.40 Speech Path, ASHA	18	12	21	2	3	8.7
5.41 Speech Path, Other	3	6	6	87	4	93.5
5.50 Recreation Therapy	66	6	69	7	8	9.2
5.60 IT, ARIT	136	7	139	27	65	16.3
5.6 IT, Other	990	83	1,031	27	100	2.6
5.70 Social Wkr, Masters	237	26	250	92	25	26.9
5.71 Social Wkr, Other	116	6	119		9	0.0
5.80 Social Wkr, Asst	54	3	56	2	10	3.4
6.00 Pharmacists	520	200	580	17	52	2.8
6.10 Pharmacy Asst	434	177	523	6	37	1.1
7.00 RN	12,131	3,406	13,579	1,656	1,541	10.9
7.10 LVN	14,177	1,917	15,136	993	1,204	6.2
7.20 Aides/Orderlies	19,286	2,697	20,635	558	1,505	2.6
7.30 Surgical Tech Aide	1,390	137	1,441	87	150	5.7
8.00 Medical Typist	1,399	147	1,454	65	137	3.6
8.10 Ward Clerk	2,915	241	3,036	112	327	3.6
8.20 Den Asst, AADA	38		38	3	2	7.3
8.21 Den Asst, Other	81	1	82		4	0.0
8.30 Den Lab Tech	39	330	203			0.0
8.40 Den Hygienist	9	1	10	2	2	16.7
8.50 Other Pro & Tech	1,271	181	1,362	37	71	2.6
9.00 Food Service	8,570	1,559	9,194	160	712	1.7
9.10 Laundry	2,054	75	2,086	36	123	1.7

Occupation	Full-time Employees	Part-time Employees	Full-time Equivalent	Funded Open Vacancies	Additional Anticipated Vacancies for 1971	Percent of Funded Positions Vacant
9.20 Housekeeping	7,492	600	7,792	581	682	6.9
9.30 Maintenance	3,490	236	3,585	98	225	2.7
9.40 Management	2,260	31	2,273	31	71	1.3
9.50 Secretarial, Clerical	9,566	936	10,034	365	457	3.5
9.60 Other Non-Pro & Tech	7,142	1,284	7,784	1,211	580	13.5
<b>TOTALS</b>	<b>105,297</b>	<b>16,610</b>	<b>112,867</b>	<b>6,930</b>	<b>9152</b>	<b>5.8</b>

1. Full-time equivalents were based on full-time employees plus part-time hours divided by 40 hours per week. The part-time hours for hospital personnel, based on a mean of part-time hours worked by each occupation, were generated by a sampling of 113 Texas hospitals.

## TEXAS: NURSING HOMES

In July 1970, there were nearly 36,000 persons employed in allied health occupations in Texas' 897 nursing homes. Of this number, approximately 25,000 were employed in the allied health professional and technical occupational categories. About three-fourths of the health professional and technical employees were reported as working 35 or more hours per week.

Nursing service personnel comprised the bulk of allied health professional and technical employees in nursing homes in 1970 with about 9 out of 10 allied health workers being reported in nursing service categories. About 75 out of every 100 nursing service personnel were nursing aides, orderlies, or attendants, 20 were licensed vocational nurses, and 5 were registered nurses. Among nonnursing services,

Dietitian, A.D.A. comprised the single largest category. Of the 599 A.D.A. Dietitians in Texas nursing homes 432 were employed on a part-time basis. Other categories having at least 200 employees were: food service manager (556), other dietitians (208), and licensed pharmacists (206 including 136 part-time). Only 391 positions, or less than 2 percent of equivalent full-time positions were reported as being budgeted and vacant in allied health professional and technical categories at the time of the survey. Needs for 1971 were expressed for 1,300 full-time professionals and technicians in addition to budgeted vacancies. In total an additional need of 1,691 health professional and technical personnel, or about 7 percent increase over present equivalent full-time positions, was reported for 1971.

TABLE 6. ALLIED HEALTH MANPOWER IN NURSING HOMES, 1970<sup>1</sup>

Occupation	Full-time Employees	Part-time Employees	Full-time Equivalent	Funded Open Vacancies	Additional Anticipated Vacancies for 1971	Percent of Funded Positions Vacant
1.00 Dietitian, ADA	167	432	232	3	6	1.3
1.01 Dietitian, Other	138	70	147	3	5	2.0
1.10 Food Ser Mgr	491	65	519	7	18	1.3
2.02 MT, Other	1	2	2			0.0
2.51 Lab Asst/aide	2		2			0.0
3.01 RT, Other	4	1	5			0.0
4.30 MRL, Nursing Home	66	104	77	4	9	4.9
5.00 OT, AOTA	13	20	17	9	6	34.6
5.01 OT, Other	15	18	20	3	4	13.0
5.10 OTA, AOTA	17	12	19	5	6	20.8
5.20 PT, APTA/ARPT	44	73	59	6	10	9.2
5.21 PT, Other	17	20	21	3	5	12.5
5.30 PTA	35	22	42	4	4	8.7
5.40 Speech Path, ASHA	1	15	5	3	3	37.5
5.41 Speech Path, Other		2	1	3	3	75.0
5.50 Recreation Therapy	51	46	74	9	14	10.8
5.61 IT, Other	7		7			0.0
5.70 Social Wkr, Masters	47	112	61	7	4	10.3
5.71 Social Wkr, Other	68	90	91	9	9	9.0
6.00 Pharmacists	70	136	111	2	3	1.8
6.10 Pharmacy Asst	9	9	14	2	2	12.5
7.00 RN	858	252	965	43	79	4.3
7.10 LVN	3,635	1,002	4,136	153	294	3.6
7.20 Aides/Orderlies	14,455	2,088	15,499	100	791	0.6
8.00 Medical Typist	32	14	37	2	4	5.1
8.10 Ward Clerk	116	27	130	11	21	7.8
9.00 Food Service	3,360	692	3,637	25	56	0.7
9.10 Laundry	845	189	925	4	41	0.4

Occupation	Full-time Employees	Part-time Employees	Full-time Equivalent	Funded Open Vacancies	Additional Anticipated Vacancies for 1971	Percent of Funded Positions Vacant
9.20 Housekeeping	2,052	310	2,207	12	98	0.5
9.30 Maintenance	673	225	763	10	33	1.3
9.40 Management	643	77	676	3	15	0.4
9.45 Mgr, Long-term Fac	728	74	750	5	117	0.7
9.50 Secretarial, Clerical	573	117	632	6	27	0.9
9.60 Other Non-Pro & Tech	5		5			0.0
<b>TOTALS</b>	<b>29,239</b>	<b>6,316</b>	<b>31,888</b>	<b>456</b>	<b>1,787</b>	<b>1.4</b>

1. Full-time equivalents were based on full-time employees plus part-time hours divided by 40 hours per week. The part-time hours for nursing home personnel were based on a mean of part-time hours worked by each occupation, generated by a sampling of 118 nursing homes.

## TEXAS: PUBLIC HEALTH

In July 1970, there were over 3,500 allied health personnel employed by public health departments in Texas. Of this number, approximately 45 percent (575) were employed in the allied health professional and technical occupational categories.

The universe of this study was 69 full-time Local Health Departments and Districts and the Texas State Department of Health main offices in Austin. The returns from 64 Local Health Departments and Districts along with the State Health Department offices have been used to estimate data for that total.

Nursing services personnel comprised the greatest number of allied health professional and technical employees in Texas' public health facilities with about 7 out of 10 professional and technical health workers being reported in the nursing services category. About 67 out of every 100 nursing services personnel were registered nurses; 12 were licensed vocational nurses; 11 were nursing aides, orderlies and attendants; and 10 were surgical technical aides.

Among other allied health professional and technical occupations, laboratory assistants and aides (99) comprised the single largest category, followed by medical technologists (64).

There were 132 positions, or less than 8 percent of the equivalent full-time positions, reported as being budgeted and vacant in allied health professional and technical categories at the time of the survey. The highest number of vacancies was for registered nurses (61).

Texas' public health facilities reported a need for 196 additional professional and technical personnel for 1971 (i.e., 132 current funded open positions plus 64 additional anticipated vacancies for 1971). This number represents a 13 percent increase in full-time equivalent personnel presently employed. While the 88 needed registered nurses represented the greatest numerical shortage for 1971, a 29 percent increase in therapeutic services personnel represented the greatest proportional increase needed for 1971.

TABLE 7. ALLIED HEALTH MANPOWER IN PUBLIC HEALTH FACILITIES, 1970

Occupation	Full-time Employees	Part-time Employees	Full-time Equivalent	Funded Open Vacancies	Additional Anticipated Vacancies for 1971	Percent of Funded Positions Vacant
1.00 Dietitian, ADA	8		8			0.0
1.01 Dietitian, Other	1		1			0.0
1.10 Food Ser Mgr	1		1			0.0
2.00 MT, ASCP	13		13			0.0
2.01 MT, AMT	3		3			0.0
2.02 MT, Other	48		48	2	3	4.0
2.50 CLA	7		7			0.0
2.51 Lab Asst/Aide	99		99	3		2.9
3.00 RT, ARRT	7		7			0.0
3.01 RT, Other	13		14		2	0.0
4.00 MRL, AAMRL	1		1			0.0
4.11 MRT, Other	21		21	2		8.7
5.00 OT, AOTA	1	1	2	2		50.0
5.10 OTA, AOTA	1		1			0.0
5.20 PT, APTA/ARPT	5		5	3		37.5
5.40 Speech Path, ASHA	7		7		2	0.0
5.41 Speech Path, Other				2		100.0
5.70 Social Wkr, Masters	10		10	2		16.7
5.71 Social Wkr, Other	19		19	3		13.6
5.80 Social Wkr, Asst	4		4			0.0
7.00 RN	747	24	757	61	27	7.5
7.10 LVN	138		138	13	4	8.6
7.20 Aides/Orderlies	97	27	110	15		12.0
7.30 Surgical Tech Aide	116		116	11		8.7

Occupation	Full-time Employees	Part-time Employees	Full-time Equivalent	Funded Open Vacancies	Additional Anticipated Vacancies for 1971	Percent of Funded Positions Vacant
8.00 Medical Typist	5		5			0.0
8.21 Den Asst, Other	10	3	12			0.0
8.30 Den Lab Tech	18	7	21	4	9	16.0
8.40 Den Hygienist	4	1	5		2	0.0
8.50 Other Pro & Tech	103	2	104	9	15	8.0
9.10 Laundry	1		1			0.0
9.20 Housekeeping	29	4	31	2		6.1
9.30 Maintenance	98	2	99	4	4	3.9
9.40 Management	70	1	71			0.0
9.50 Secretarial, Clerical	963	13	970	66	17	6.4
9.60 Other Non-Pro & Tech	790	30	805	23	30	2.8
<b>TOTALS</b>	<b>3,458</b>	<b>118</b>	<b>3,516</b>	<b>227</b>	<b>115</b>	<b>6.1</b>

## TEXAS: INSTITUTIONS OF MENTAL HEALTH AND MENTAL RETARDATION

There are 47 institutions of mental health and mental retardation in Texas. Of these, there are 23 community mental health and mental retardation services and 24 state institutions.

Statistical data for 24 state institutions was obtained from the Texas Department of Mental Health and Mental Retardation Central Office, Austin, Texas. State mental health and mental retardation institutions include eight state mental hospitals, nine special schools for the mentally retarded, two mental health out-patient clinics, three state centers for human development, the Rio Grande State Center for Mental Health and Mental Retardation, and the Texas Research Institute of Mental Sciences in Houston. Data presented by the Texas Department of Mental Health and Mental Retardation described full-time equivalents only, with part-time personnel listed when less than one full-time equivalent was indicated. No additional anticipated vacancies were provided for state mental health and mental retardation institutions.

Twenty-three community mental health and mental retardation institutions were surveyed during July 1970, and returns from 18 have been used to estimate data for that total. Additional anticipated vacancies for 1971, presented in table for the total of state and community institutions, actually are representative of only community institutions.

In July 1970, there were nearly 13,000 full-time equivalent persons employed in allied health occupations in Texas' 47 mental health and mental retardation institutions. Of this number, approximately 8,500 were employed in the allied health professional and technical occupational categories.

Nursing services personnel comprised the bulk of allied health professional and technical employees in 1970 with about 9 out of 10 allied health workers being reported in nursing services categories. About 95 out of every 100 nursing services personnel were nursing aides, orderlies and attendants, 4 were registered nurses, and 1 was a licensed vocational nurse. Among nonnursing services, social workers (278) comprised the single latest category, followed by "other professional and technical personnel" (274) which includes therapy technicians, rehabilitation technicians, health educators, research assistants, bacteriologists, etc.

There were 623 positions, or 7 percent of the equivalent full-time positions, reported as being budgeted and vacant in allied health professional and technical categories at the time of the survey. The highest number of vacancies was for aides, orderlies and attendants (412). Greater than 14 percent of therapeutic services positions were budgeted and unfilled including 40 social workers, 11 social worker assistants, and 7 occupational therapists.

TABLE 8. ALLIED HEALTH MANPOWER IN INSTITUTIONS OF MENTAL HEALTH AND MENTAL RETARDATION, 1970

Occupation	Full-time Employees	Part-time Employees	Full-time Equivalent	Funded Open Vacancies	Additional Anticipated Vacancies for 1971	Percent of Funded Positions Vacant
1.00 Dietitian, ADA	4		4	1		20.0
1.01 Dietitian, Other	1		1			0.0
1.10 Food Ser Mgr	51	2	52			0.0
2.00 MT, ASCP	28		28	2		6.7
2.02 MT, Other	7		7			0.0
2.30 EKG	3		3			0.0
2.40 EEG		2	1			0.0
2.51 Lab Asst/Aide	66		66	12		15.4
3.00 RT, ARRT	20		20	1		4.8
3.01 RT, Other	7		7	2		22.2
4.00 MRL, AAMRL	6		6			0.0
4.01 MRL, Other	7	2	8			0.0
10 MRT, AAMRL	1		1			0.0
11 MRT, Other	12	2	13	2	3	13.3

Occupation	Full-time Employees	Part-time Employees	Full-time Equivalent	Funded Open Vacancies	Additional Anticipated Vacancies for 1971	Percent of Funded Positions Vacant
5.00 OT, AOTA	3		3	4	3	57.1
5.01 OT, Other	4	1	5	3	6	37.5
5.11 OTA, Other	4	3	6	2	3	25.0
5.20 PT, APTA/ARPT	5	1	6	1	1	14.3
5.21 PT, Other	17		17			0.0
5.30 PTA	20		20			0.0
5.40 Speech Path, ASHA	2	2	3	2		40.0
5.50 Recreation Therapy	2		2	2	3	50.0
5.70 Social Wkr, Masters	68	3	70	21	24	23.1
5.71 Social Wkr, Other	207		207	19	12	8.4
5.80 Social Wkr, Asst	53		53	11	16	17.2
6.00 Pharmacists	22	3	23	2		8.0
6.10 Pharmacy Asst					1	
7.00 RN	303	8	306	59	22	16.2
7.10 LVN	72		72	10	19	12.2
7.20 Aides/Orderlies	7,201	12	7,207	412	50	5.4
8.00 Medical Typist	4		4		2	0.0
8.01 Med Asst, Other			0	4		100.0
8.10 Ward Clerk			0	4	12	100.0
8.21 Den Asst, Other	16		16			0.0
8.40 Den Hygienist	4	1	5	4		44.4
8.50 Other Pro & Tech	262	12	238	43	5	13.8
9.00 Food Service	1,190	5	1,192	43		3.5
9.10 Laundry	375		375	13		3.4
9.20 Housekeeping	242	1	243	13	4	5.1
9.30 Maintenance	661	1	661	23	1	3.4
9.40 Management	141	4	143	6	1	4.0
9.50 Secretarial, Clerical	1,016	14	1,023	70	15	6.4
9.60 Other Non-Pro & Tech	701	10	700	40	18	5.4
TOTALS	12,808	89	12,832	831	221	6.1

## TEXAS: HEALTH CARE FACILITIES IN INSTITUTIONS OF HIGHER EDUCATION

In July 1970 there were over 6,600 allied health personnel employed by senior and junior colleges in Texas. These personnel were primarily employed in college infirmaries and college health care centers and related facilities. Of this number, approximately 60 percent (3,822) were employed in the allied health professional and technical occupational categories.

The universe of the college survey was 127 Texas senior and junior colleges as reported by the Texas College and University System Coordinating Board in Austin. The returns from 106 colleges have been used to estimate data for that total. Included in the study were 30 public colleges and universities with a total enrollment of 227,515 students; 41 private senior colleges and universities with a total of 64,948 students enrolled; 40 public junior colleges with 96,524 students enrolled; and 16 private junior colleges with a total enrollment of 9,145 students.

Nursing-service personnel comprised the bulk of allied health professional and technical employees in colleges in 1970 with about 5 out of 10 health workers being reported in the nursing-service category. About 48 out of every 100 nursing-service personnel were registered nurses and 22 were licensed vocational nurses. Among other allied health

occupations, ward clerks (184) comprised the single largest category. Other categories having at least 100 employees were: laboratory assistants and aides (183), medical technologists (172), and radiologic technologists (100).

There were 816 positions, or more than 19 percent of the equivalent full-time positions, reported as being budgeted and vacant in allied health professional and technical categories at the time of the survey. However, caution should be exercised in interpreting the figures shown for the category "Other Pro. and Tech." The relatively large numbers for both full-time employees and funded open positions (492) probably represents, in part, errors in reporting and inclusion of some faculty considered to be unrelated to allied health care (i.e., biology professors, chemistry instructors, etc.). Future needs were expressed for 302 full-time health professionals and technicians in addition to budgeted vacancies for 1971. Among the major occupational categories, Therapeutic Services (51%) reported the single largest increase in currently filled allied health professional and technical positions for 1971 followed by medical records (46%), radiology (28%), and nursing service (24%).

TABLE 9. ALLIED HEALTH MANPOWER IN INSTITUTIONS OF HIGHER EDUCATION, 1970

Occupation	Full-time Employees	Part-time Employees	Full-time Equivalent	Funded Open Vacancies	Additional Anticipated Vacancies for 1971	Percent of Funded Positions Vacant
1.00 Dietitian, ADA	20	2	20			0.0
1.01 Dietitian, Other	13		13			0.0
1.10 Food Ser Mgr	43	8	47	3	3	6.0

Occupation	Full-time Employees	Part-time Employees	Full-time Equivalent	Funded Open Vacancies	Additional Anticipated Vacancies for 1971	Percent of Funded Positions Vacant
2.00 MT, ASCP	89	71	125	5	2	3.8
2.01 MT, AMT	4		4	2		33.3
2.02 MT, Other	7	1	8		2	0.0
2.10 CYTO, ASCP	5		5			0.0
2.20 Histo, ASCP	19	1	19			0.0
2.21 Histo, Other	7	1	7		2	0.0
2.30 EKG	8		8			0.0
2.40 EEG	1		1			0.0
2.50 CLA	5	1	6			0.0
2.51 Lab Asst/Aide	131	52	157		3	0.0
3.00 RT, ARRT	63	2	64	20	3	23.8
3.01 RT, Other	24	1	24	2	2	7.7
3.10 X-Ray Asst	13	7	16	2		11.1
3.20 Rad Therapy, ARRT	2		2			0.0
3.21 Rad Therapy, Other	2		2			0.0
3.30 Rad Therapy Asst	1		1			0.0
4.00 MRL, AAMRL	10	2	10	4	6	28.6
4.01 MRL, Other	1	1	1			0.0
4.10 MRT, AAMRL	1		1	2		0.0
4.11 MRT, Other	4		4			0.0
4.20 Med Lib, MLA	5		5			0.0
4.21 Med Lib, Other	14		14	2	2	12.5
5.00 OT, AOTA	19	4	21	6	10	22.2
5.10 OTA, AOTA	4		4	3		42.9
5.11 OTA, Other	21	2	22	5	2	18.5
5.20 PT, APTA/ARPT	15	3	17	2	5	10.5
5.21 PT, Other	2		2	2	2	50.0
5.30 PTA	14	4	15			0.0
5.40 Speech Path, ASHA	24	13	27		5	0.0
5.41 Speech Path, Other	6		6			0.0
5.50 Recreation Therapy	10	1	11			0.0
5.60 IT, ARIT	6	6	9	3	6	25.0
5.61 IT, Other	2		2		1	0.0
5.70 Social Wkr, Masters	37	5	39	44	3	53.0
5.71 Social Wkr, Other	17		17			0.0
5.80 Social Wkr, Asst	1	2	2			0.0
6.00 Pharmacists	23	1	24		5	0.0
6.10 Pharmacy Asst	13		13		2	0.0
7.00 RN	796	58	825	115	113	12.2
7.10 LVN	360	35	377	85	54	18.4
7.20 Aides/Orderlies	458	48	482	11	24	2.2
7.30 Surgical Tech Aide	24	5	26			0.0
8.00 Medical Typist	36		36	2	4	5.3
8.10 Ward Clerk	171	13	178		17	0.0
8.20 Den Asst, AADA	11	6	14		3	0.0
8.21 Den Asst, Other	23		23		3	0.0
8.30 Den Lab Tech	11		11			0.0
8.40 Den Hygienist	11	4	13	4	12	23.5
8.50 Other Pro & Tech	744	50	769	492	6	39.0
9.00 Food Service	89	19	97	2	3	2.0
9.10 Laundry	71		71			0.0
9.20 Housekeeping	373	36	391	6		1.5
9.30 Maintenance	348	8	351	2	3	0.6
9.40 Management	220	1	221	2	3	0.9
9.50 Secretarial, Clerical	1,237	73	1,273	525	7	29.2
9.60 Other Non-Pro & Tech	339	12	345	218	11	38.7
TOTALS	6,089	559	6,298	1,571	329	20.0

## TEXAS: SECONDARY AND ELEMENTARY SCHOOLS

The Texas Department of Public Health reported in July 1970 that there were 1,438 registered nurses and 22 licensed vocational nurses in the employment of 412 Texas public school districts and county offices. In addition, 111 private schools were surveyed and it was found that 32 registered nurses, 13 licensed vocational nurses and 4 nurses aides were employed. These positions are fairly lucrative

and therefore no funded vacancies were reported. These positions are fairly lucrative and therefore no funded vacancies were reported. In many cases Public Health facilities within the community have furnished public health nurses for use within the school system in that community. These positions are covered under *Texas: Public Health*.



**TABLE 10. ALLIED HEALTH MANPOWER IN SECONDARY AND ELEMENTARY SCHOOLS, 1970**

Occupation	Full-time Employees	Part-time Employees	Full-time Equivalent	Funded Open Vacancies	Additional Anticipated Vacancies for 1971	Percent of Funded Positions Vacant
7.00 RN	1,459	21	1,465	0	2	0.0
7.10 LVN	33	2	34			0.0
7.20 Aides/Orderlies	2	2	2			0.0
<b>TOTALS</b>	<b>1,494</b>	<b>25</b>	<b>1,501</b>	<b>0</b>	<b>2</b>	<b>0.0</b>

## TEXAS: HOME HEALTH AGENCIES

There are 63 Home Health Agencies certified by the Division of Home Health Services of the Texas State Department of Health. Of these, 18 are City and County Health Departments and units, and 45 are Home Health Services, Home Health Agencies, and visiting nurses associations. The 18 Health Departments and units have been surveyed along with the City, County, and State Health Departments and are reported in *Texas: Public Health* (page 12). The universe of home health services here presented includes the abovementioned 45 home health services. The returns from 27 home health services have been used to determine data for that total. Special thanks is given to Mr. Richard Bergen, Home Health Association of Texas, Incorporated, for his assistance in conducting this study.

In August 1970, there were 904 persons employed in

allied health occupations in Texas home health services. Of this number, approximately 85 percent (768) were employed in the allied health professional and technical occupational categories.

There were 638 employees reported in nursing services—270 were registered nurses, 208 were home health aides, and 160 were licensed vocational nurses. Home Health Aides—also called *home aides* or *visiting health aides*—give supportive services which are required to provide and maintain normal bodily and emotional comfort and to assist the patient toward independent living in a safe environment. The services are given under the supervision of a nurse, or, when appropriate, of a physical, speech, or occupational therapist. Future needs were expressed for 53 full-time home health aides for 1971, or an increase of 28 percent of current equivalent full-time positions reported.

**TABLE 11. ALLIED HEALTH MANPOWER IN HOME HEALTH AGENCIES, 1970**

Occupation	Full-time Employees	Part-time Employees	Full-time Equivalent	Funded Open Vacancies	Additional Anticipated Vacancies for 1971	Percent of Funded Positions Vacant
1.00 Dietitian, ADA		2	1			0.0
1.01 Dietitian, Other		2	1			0.0
1.10 Food Ser Mgr	2		2			0.0
2.02 MT, Other		2	1			0.0
5.00 OT, AOTA	3		3	2		40.0
5.20 PT, APTA/ARPT	10	42	19	2	2	9.5
5.30 PTA	5					
5.40 Speech Path, ASHA	2	13	4			0.0
5.41 Speech Path, Other		3	1			0.0
5.70 Social Wkr, Masters	2	5	3			0.0
7.00 RN	250	20	259	18	48	6.5
7.10 LVN	130	30	145			0.0
7.40 Home Health Aide	173	35	187		53	0.0
8.10 Ward Clerk	30	7	32			0.0
9.40 Management	5	2	6			0.0
9.50 Secretarial, Clerical	63	3	65	2	10	3.0
9.60 Other Non-Pro & Tech	56	7	58		3	0.0
<b>TOTALS</b>	<b>731</b>	<b>173</b>	<b>784</b>	<b>24</b>	<b>116</b>	<b>3.0</b>

## TEXAS: SOCIAL SECURITY APPROVED LABORATORIES

There are 183 laboratory facilities certified by the Social Security Administration for Medicare in Texas. This number is not, by any means, representative of the over 1,500 clinical, medical, pathological, and analytical laboratories active in Texas. However, the majority of these facilities are operated by physicians and their personnel are included in sections on medical doctors, dentists, osteopaths, etc.

This section is intended to show only laboratory manpower not included in the survey of practitioner's offices.

In July 1970, there were over 1,450 persons employed in allied health occupations in Texas' 183 social security approved laboratory facilities. Of this number, approximately 1,200 were employed in the allied health professional and technical occupational categories.

Diagnostic services personnel comprised the bulk of allied health professional and technical employees with about 7 out of 10 allied health workers being reported in diagnostic services categories. About 61 out of every 100 diagnostic services personnel were medical technologists, 22 were laboratory assistants and aides, 7 were histotechnologists, 6 were cytotechnologists, and 2 were Certified Lab Assistants. Among nondiagnostic services personnel, radiologic technologists comprised the single largest category (36).

Only 37 positions, or less than 4 percent of equivalent full-time positions, were reported as being budgeted and

vacant in allied health professional and technical categories at the time of the survey. The highest number of vacancies was for medical technologists (22).

Texas Social Security approved laboratories reported a need of 126 additional professional and technical personnel for 1971 (i.e., 37 current funded open positions plus 89 additional anticipated vacancies for 1971). This number represents a 13 percent increase in full-time equivalent personnel presently employed. The greatest need for 1971 was for 67 more medical technologists than currently employed.

TABLE 2. ALLIED HEALTH MANPOWER IN LABORATORIES, 1970

Occupation	Full-time Employees	Part-time Employees	Full-time Equivalent	Funded Open Vacancies	Additional Anticipated Vacancies for 1971	Percent of Funded Positions Vacant
2.00 MT, ASCP	210	41	182	16	30	8.1
2.01 MT, AMT	80	4	82	3	4	3.5
2.02 MT, Other	176	29	192	3	11	1.5
2.10 Cyto, ASCP	29	4	31	3	7	8.6
2.11 Cyto, Other	14	4	16		2	0.0
2.20 Histo, ASCP	24	2	25		2	0.0
2.21 Histo, Other	34	1	34		3	0.0
2.30 EKG	12		12			0.0
2.40 EEG	8		8			0.0
2.50 CLA	20	1	20	2	4	9.1
2.51 Lab Asst/Aide	164	33	177	4	17	2.2
3.00 RT, ARRT	25	3	27			0.0
3.01 RT, Other	8		8			0.0
3.10 X-Ray Asst	7		7	2		22.2
3.21 Rad Therapy, Other	1		1			0.0
6.00 Pharmacists	3		3			0.0
6.10 Pharmacy Asst	2		2			0.0
8.00 Medical Typist	103	5	105	3	7	2.8
8.50 Other Pro & Tech	47	2	48		2	0.0
9.40 Management	65	3	67		3	5.6
9.50 Secretarial, Clerical	156	14	162	3	17	1.8
9.60 Other Non-Pro & Tech	109	13	113			0.0
TOTALS	1,297	159	1,322	43	109	3.1

## TEXAS: DOCTORS OF MEDICINE

Because doctors of medicine play an important role in the production of health care services, there is considerable emphasis placed on physicians in the study of health manpower. The physician's traditional role includes not only the performance of examinations and diagnostic, surgical, and therapeutic procedures, but also the coordination or management of health care services provided by allied health personnel. The much greater use of allied health workers in recent years has greatly increased the physician's flexibility and productivity. As an employer the doctor of medicine indicates an ever increasing demand for allied health manpower.

In July 1970, there were nearly 30,000 persons employed in allied health occupations in medical practitioners' offices. Of this number, approximately 60 percent (17,310) were employed in the allied health professional and technical categories. The universe of the medical doctor study was 12,441 doctors licensed in Texas. The returns from 8,023 doctors have been used to estimate data for that total.

Nursing-services personnel comprised the majority of health professional and technical employees in medical

practitioners offices, accounting for about 37 percent of all allied health professional and technical office personnel. About 49 out of every 100 nursing-service personnel were registered nurses and 49 were licensed vocational nurses. Among other allied health professional and technical occupations, medical assistants (5,514) comprised the single largest category followed by medical technologists (2,410), radiologic technologists (1,551), and laboratory assistants and aides (796).

There were 594 budgeted positions for professional and technical personnel vacant in July of 1970. This represented a vacancy rate of almost 3 percent. The highest number of vacancies was for medical technologists (138) followed by registered nurses (124), licensed vocational nurses (107), and medical assistants (102).

Texas medical doctors reported a need for 1,525 additional professional and technical personnel for 1971 (i.e., 531 funded open positions plus 931 additional anticipated vacancies for 1971). This number represents a 10 percent increase in full-time equivalent personnel presently employed. The greatest numerical increases included 334

registered nurses, 292 licensed vocational nurses, 291 medical assistants, and 285 medical technologists. In terms of allied health professional and technical personnel, the great-

est proportional increase for 1971 was a 36 percent increase in certified laboratory assistants.

TABLE 13. ALLIED HEALTH MANPOWER EMPLOYED BY DOCTORS OF MEDICINE, 1970

Occupation	Full-time Employees	Part-time Employees	Full-time Equivalent	Funded Open Vacancies	Additional Anticipated Vacancies for 1971	Percent of Funded Positions Vacant
2.00 MT, ASCP	1,045	253	1,139	79	99	6.5
2.02 MT, Other	925	187	1007	59	48	5.5
2.10 Cyto, ASCP	6	2	7		3	0.0
2.11 Cyto, Other	6		6			0.0
2.20 Histo, ASCP	14	5	18			0.0
2.21 Histo, Other	8	2	9			0.0
2.30 EKG	11	2	11			0.0
2.40 EEG	8	2	9			0.0
2.50 CLA	149	34	164	31	28	15.9
2.51 Lab Asst/Aide	626	170	692	25	39	3.5
3.00 RT, ARRT	824	139	873	34	62	3.7
3.01 RT, Other	493	95	528	16	39	2.9
3.10 X-Ray Asst	2	2	3			0.0
3.20 Rad Therapy, ARRT	3		3			0.0
3.21 Rad Therapy, Other	25		25			0.0
4.00 MRL, AAMRL		2	1			0.0
4.01 MRL, Other	2		2			0.0
4.10 MRT, AAMRL	3		3			0.0
5.00 OT, AOTA	3		3			0.0
5.01 OT, Other	2		2	2		50.0
5.11 OTA, Other	2		2			0.0
5.20 PT, APTA/ARPT	12		8			0.0
5.21 PT, Other	54	16	63	8	8	11.3
5.30 PTA	14	2	14		3	0.0
5.40 Speech Path, ASHA	3	2	4			0.0
5.41 Speech Path, Other	17	6	20	2	2	9.1
5.61 IT, Other	2		2			0.0
5.70 Social Wkr, Masters	34	8	38			0.0
5.71 Social Wkr, Other	29	6	31	5	2	13.9
5.80 Social Wkr, Asst	9		9			0.0
6.00 Pharmacists	5	2	5		2	0.0
7.00 RN	2,690	448	2,880	123	213	4.1
7.10 LVN	2,920	264	3,037	107	185	3.4
7.20 Aides/Orderlies	73	9	77		5	0.0
7.30 Surgical Tech Aide	14	9	19			0.0
8.00 Med Asst, AAMA	499	43	516	28	65	5.1
8.01 Med Asst, Other	3,320	1,652	3,513	74	124	2.1
8.21 Den Asst, Other	3		3			0.0
8.40 Den Hygienist	2		2			0.0
8.81 Optom Asst	3		3			0.0
8.82 Optom Tech	16	2	16			0.0
8.83 Optom Lab Tech	2	2	3			0.0
8.84 Dispen Optician	65	2	65		3	0.0
8.50 Other Pro & Tech	2	2	2			0.0
9.10 Laundry	3		3			0.0
9.20 Housekeeping	3		3			0.0
9.30 Maintenance	2		2			0.0
9.40 Management	5		5			0.0
9.50 Secretarial, Clerical	6,000	1,099	6,444	107	232	1.6
9.60 Other Non-Pro & Tech	4,445	918	4,830	174	141	3.5
TOTALS	24,403	5,785	26,120	875	1,304	3.2

## TEXAS: DOCTORS OF OPTOMETRY

Optometrists examine the eyes and related structures to determine the presence of vision problems, eye disease, or other abnormalities. They prescribe and adapt lenses or other optical aids and may use visual training aides, when indicated, to preserve or restore maximum efficiency of vision. In July, 1970 there were 805 practicing optometrists in Texas. There were 1,851 allied health personnel employed by optometrists. Of this number, 1,390 were employed in optometric professional and technical occupational categories. Among these professional and technical occupations, optometric assistants (714) comprised the

single largest category. Other categories include: dispensing optician (423), optometric lab technician (162), and optometric technician (55). Of these four primary optometric allied health occupations only 53 positions, or less than 4 percent of equivalent full-time positions, were reported as being budgeted and vacant at the time of the survey. Requirements for 1971 were expressed for 161 full-time optometric assistants, technicians, lab technicians, and dispensary opticians, in addition to current budgeted vacancies.

TABLE 14. ALLIED HEALTH MANPOWER EMPLOYED BY DOCTORS OF OPTOMETRY, 1970

Occupation	Full-time Employees	Part-time Employees	Full-time Equivalent	Funded Open Vacancies	Additional Anticipated Vacancies for 1971	Percent of Funded Positions Vacant
8.81 Optom Asst	548	166	613	21	77	3.3
8.82 Optom Tech	57	4	58	16	31	21.6
8.83 Optom Lab Tech	138	24	144	6	17	4.0
8.84 Dispen Optician	374	49	394	10	36	2.5
8.50 Other Pro & Tech	53	17	60	4	13	6.3
9.50 Secretarial, Clerical	352	109	396	6	24	1.5
TOTALS	1,482	369	1,665	62	198	3.6

## TEXAS: OSTEOPATHIC PHYSICIANS AND SURGEONS

In July 1970, there were nearly 1,900 persons employed in allied health occupations by Texas Osteopathic physicians and surgeons. Of this number, approximately 60 percent (1,124) were employed in the allied health professional and technical occupational categories. The universe of the osteopathic physicians and surgeons study was 839 Doctors of Osteopathy. The returns from 506 osteopaths have been used to estimate data for that total.

The largest categories of professional and technical allied health employees were medical assistants (505), licensed vocational nurses (272), medical technologists (82), regis-

tered nurses (82), and laboratory assistants and aides (62).

Only 17 budgeted positions for professional and technical personnel in practitioners offices were vacant in July of 1970. This represented a vacancy rate of less than 2 percent.

Texas Osteopathic physicians and surgeons reported a need for 79 additional professional and technical personnel for 1971 (i.e., 17 funded open positions plus 62 additional anticipated vacancies for 1971). This number represents an 8 percent increase in full-time equivalent personnel presently employed.

TABLE 15. ALLIED HEALTH MANPOWER EMPLOYED BY DOCTORS OF OSTEOPATHY, 1970

Occupation	Full-time Employees	Part-time Employees	Full-time Equivalent	Funded Open Vacancies	Additional Anticipated Vacancies for 1971	Percent of Funded Positions Vacant
2.00 MT, ASCP	25	5	26	2	2	7.1
2.02 MT, Other	47	5	49			0.0
2.11 Cyto, Other		2	1			0.0
2.21 Histo, Other	2	2	2			0.0
2.50 CLA	10		10		2	0.0
2.51 Lab Asst/Aide	47	15	51		3	0.0
3.00 RT, ARRT	33	8	35			0.0
3.01 RT, Other	32	3	34	2	3	5.6
3.10 X-Ray Asst	3		3			0.0
6.00 Pharmacists	5	2	6			0.0
7.00 RN	70	12	76	3	10	3.8
7.10 LVN	259	13	265	5	25	1.9
7.20 Aides/Orderlies	17	2	17			0.0
8.00 Med Asst, AAMA	37	5	24		5	0.0
8.01 Med Asst, Other	420	43	436	5	12	1.1
9.50 Secretarial, Clerical	377	73	407		27	0.0
9.60 Other Non-Pro & Tech	249	66	275	23	10	3.0
TOTALS	1,633	256	1,707	40	99	2.3

## TEXAS: DOCTORS OF DENTAL SURGERY

"Although the ratio of dentists to population is expected to remain about the same in future years, this does not mean that adequate dental care will be available for all persons. By 1980, demands for dental care are expected to almost double as a result of rising incomes and education levels, increasing population, and new methods of financing dental services."<sup>1</sup> In as much as Texas' future supply of dentists will not be adequate, it is necessary that dentist

productivity be substantially increased, primarily through much greater utilization of dental allied personnel. Despite the rapid expansion in training facilities for dental auxiliaries that has occurred in recent years, the present prospect is for a continuing shortage of trained dental auxiliaries.

The Texas dental allied work force of about 9,000 now employed by the 4,096 Texas dentists comprised three primary occupations—dental hygienist (762), dental assistant (5,680), and dental laboratory technician (479). The remaining allied health workers include nursing personnel and

1. Section 21, Allied Health Manpower, 1950-80; *Health Manpower Source Book*. PHS Pub. No. 263, Section 21. Public Health Service, U.S. Department of Health, Education, and Welfare; Washington: U.S. Government Printing Office, 1970.

clerical employees. Dental hygienists are required to complete at least two years of preparation beyond high school for an associate degree or the basic certificate. Relatively a few dental assistants and only a small number of dental laboratory technicians have had technical training. Accredited programs for training dental laboratory technicians, which must be at least two years in length, have just begun to be established. Dental assistant training programs, which must be at least one academic year in length, have been in existence for a longer time.

Presently, over 19 percent of the full-time equivalent

budgeted positions for dental hygienists are vacant. There are vacancies for 9 percent of the full-time equivalent budgeted positions for dental laboratory technicians and over 2 percent of the positions for dental assistants.

In order to fill required needs for 1971 it has been anticipated by doctors of dentistry that there is need for a 64 percent increase over the present number of full-time equivalent dental hygienists, 11 percent increase over present dental assistants and 22 percent increase over present dental lab technicians.

TABLE 16. ALLIED HEALTH MANPOWER EMPLOYED BY DOCTORS OF DENTAL SURGERY, 1970

Occupation	Full-time Employees	Part-time Employees	Full-time Equivalent	Funded Open Vacancies	Additional Anticipated Vacancies for 1971	Percent of Funded Positions Vacant
7.00 RN	13	5	15	2	3	11.8
7.10 LVN	3	1	4	2		50.0
7.20 Aides/Orderlies	9		9			0.0
7.30 Surgical Tech Aide	3		3			0.0
8.20 Den Asst, AADA	635	62	670	28	69	4.0
8.21 Den Asst, Other	4,065	918	4,518	97	410	2.1
8.30 Den Lab Tech	274	205	355	35	42	9.0
8.40 Den Hygienist	404	358	544	129	222	19.2
8.50 Other Pro & Tech	4		4			0.0
9.50 Secretarial, Clerical	1,518	403	1,692	1,110	108	39.6
TOTALS	6,928	1,952	7,814	1,403	854	17.3

## TEXAS: DOCTORS OF PODIATRY

Podiatry is that profession which deals with the examination, diagnosis, prevention, treatment and care of conditions and functions of the human foot. The podiatrist performs surgical and other operative procedures on the foot, prescribes corrective devices, and prescribes and administers drugs and physical therapy.

In July 1970, there were 183 podiatrists licensed in Texas. Probably 95 percent of these registered podiatrists are active practitioners. There were at the time of the survey some 285 allied health employees working for podia-

trists in Texas. Of this number, approximately three-fourths (204) were employed as podiatry assistants. Twelve positions, or 12 percent of equivalent full-time podiatry assistants, were reported as being budgeted and vacant in podiatrist's offices at the time of the survey. Requirements for 1971 were expressed for 31 full-time podiatry assistants in addition to budgeted vacancies. In total, an additional need for 43 podiatry assistants, or about a 23 percent increase over the present number of occupied full-time equivalent positions, was reported.

TABLE 17. ALLIED HEALTH MANPOWER EMPLOYED BY DOCTORS OF PODIATRY, 1970

Occupation	Full-time Employees	Part-time Employees	Full-time Equivalent	Funded Open Vacancies	Additional Anticipated Vacancies for 1971	Percent of Funded Positions Vacant
2.00 MT, ASCP			0		2	0.0
2.02 MT, Other	3		3			0.0
2.50 CLA			0		2	0.0
2.51 Lab Asst/Aide	1		1		2	0.0
3.00 RT, ARRT	1		1			0.0
7.00 RN	3		3		5	0.0
7.10 LVN	13	1	13			0.0
7.30 Surgical Tech Aide		1	1			0.0
8.90 Pod Asst, ARPA	31	1	32	3	10	8.6
8.91 Pod Asst, Other	141	31	155	9	21	5.5
9.50 Secretarial, Clerical	25	14	31	2	11	6.1
9.60 Other Non-Pro & Tech	8	11	12	2	4	14.3
TOTALS	223	59	252	16	57	6.0

## ALLIED HEALTH EDUCATION

Allied Health Education Programs are quite diverse in characteristics. Time references range from years of formal education to a few weeks or days of on-the-job training. Expertise of instructors ranges from medical specialists to experienced housekeepers. Facilities range from hospital laundry rooms to multimedia classrooms with computer assisted instruction adjacent to operating suites. Allied health education programs are administered from secondary schools, hospitals, technical institutes, doctors' offices, community colleges, and universities. Some programs have been in existence for many years while others are opened only as newly trained personnel are needed. These great diversities have been one of the greatest contributing factors to the allied health manpower shortages. No state-wide and little regional planning to alleviate the shortages has been possible because heretofore few attempts have been made at defining allied health education programs and their effect on shortages.

Historically those health workers which are now called allied health personnel have been trained in hospitals or doctor's offices. Due in main to increased societal pressures, educational programs have become more formalized in recent years and at the same time been accepted as a public responsibility. As a resultant, more and more allied health education programs are opening in public educational institutions. There are many good reasons that allied health education programs should be located in public education institutions. Some of the reasons are efficiency of administration and operation, education by professional educators, and effectiveness of many specialists. However, it behooves all concerned that assurances be made in order that allied health education not follow the pattern of many other such programs which have been turned over to public education. Should educators become insensitive to needs and desires of the health care delivery system then the trend from private to public education will reverse.

Terminology of allied health is almost as complex and diverse as the system of education. It has been generally accepted that the professional nurses, technologists, therapists, librarians, administrators and a few others are professionals and require minimums of baccalaureate education in accredited colleges and universities. Technicians assistants, and some specialists (such as dental hygienists) require one or two years beyond high school while many others require high school level or only a small amount of training beyond. There are many exceptions to the above, one of which are the Diploma nurses who, with a three year educational program located within a hospital, represent the vast majority of professional nurses in Texas. This serves to remind all that theory and concepts are an absolute necessity, but there is no substitute for real experience. As public allied health education gains in popularity and sophistication, more private programs will close simply as a replacement process. The public community college seems to be emerging as the educational entity most attuned to the local needs for allied health. Of particular interest is the school of allied health sciences concept which is presently

in its infancy stages. Additionally, the pedagogical terminology of "career ladder," "modular approach," and "lateral mobility" hold bright spots for the future—provided the end products are of the quality to provide adequate health care for the populace of Texas.

Even though many new allied health educational programs have been established in recent years and despite a rather high rate of expansion foreseen for coming years, the anticipated requirements are far in excess of what is expected.

In October 1970, there were 7,079 students enrolled in registered nursing programs in Texas. Of this number, 3,727 were at the baccalaureate level and 3,352 were at less than baccalaureate level. The total enrollment of registered nurses was an 18 percent increase over the number of students enrolled in the 1969-70 school year. There was a 116 percent increase in Inhalation Therapist program enrollment; an 85 percent increase in Medical Assistant program enrollment; and a 17 percent increase in Licensed Vocational Nurse program enrollment.

**TABLE 18 STUDENT ENROLLMENT FOR SELECTED ALLIED HEALTH EDUCATION PROGRAMS IN TEXAS: 1969-70**

Programs	1969-70 Student Enrollment	1970-71 Student Enrollment	Percentage Change
Registered Nurse	6,001	7,079	18.1
LVN	3,124	3,649	16.1
Medical Technologist	260	281	8.1
Radiologic Technologist	561	642 <sup>1</sup>	14.5
Inhalation Therapist	57	136	138.5
Physical Therapist	152	156 <sup>2</sup>	2.6
Occupational Therapist	218	204	-6.4
Dental Hygienist	182	391	115.8
Medical Assistant	51	94	84.4
Certified Lab Assistant	48	43	-10.4
Medical Lab Technician	72	98	36.0
Medical Records Technician	63	74	17.5
<b>TOTALS</b>	<b>10,789</b>	<b>12,847</b>	<b>19.0</b>

In 1970 there were 4,806 graduates of the selected allied health education programs found in table 18. Of this number, 882 were at the baccalaureate level and 3,924 at less than baccalaureate level. At the baccalaureate level, the largest number of graduates was in baccalaureate nursing (557), followed by medical technology (235), physical therapy (65)<sup>1</sup> and occupational therapy (25).

At less than baccalaureate level, licensed vocational nursing had the largest number of graduates (2,605). There were 472 graduates of associate degree nursing, 380 for diploma nursing, 231<sup>2</sup> for radiologic technology, and 85 for dental hygiene.

The reported approved student capacity for the selected allied health education programs in table 18 was 12,137 seats. However, this figure does not include student capacities reported as "unlimited" nor does it include those programs not reporting an approved student capacity. There were three programs with "unlimited" capacities which had a combined total of 2,155 students enrolled. In addition,

there were six programs that did not report an approved student capacity, but which did report a total of 833 students enrolled. This would indicate that the total student capacity for these selected allied health programs is at least 15,125. Table 19 shows a comparison between the student capacities mentioned above for the schools terms 1969-70 and 1970-71.

**TABLE 19 APPROVED STUDENT CAPACITY FOR SELECTED ALLIED HEALTH EDUCATION PROGRAMS IN TEXAS: 1969-1970**

	1969-70 Approved Student Capacity	1970-71 Approved Student Capacity	Percentage Change <sup>1</sup>
Registered Nurse	6,682	7,845	17.4
LVN	4,075	4,503	10.6
Medical Technologist	414	414	0.0
Radiologic Technologist	757	803 <sup>1</sup>	-
Inhalation Therapist	59	135 <sup>3</sup>	129.0
Physical Therapist	180	167 <sup>2</sup>	-
Occupational Therapist	425	425	0.0
Dental Hygienist	211	410	49.0
Certified Lab Assistant	57	59	3.5
Medical Lab Technician	113	115	1.9
Medical Assistant	65	56	-13.8
Medical Record Librarian	72	90	25.0
Medical Record Technician	90	103	14.5
<b>TOTALS</b>	<b>13,200</b>	<b>15,125</b>	<b>14.6</b>

<sup>1</sup>Does not include total for Incarnate Word College, San Antonio, Radiologic Technology program. Instrument not returned.

<sup>2</sup>Does not include totals for Texas Southern University, Houston, Physical Therapy program. Instrument not returned.

<sup>3</sup>There is no applicable capacity for Inhalation Therapy in the School of Associated Health Occupations at Galveston College and the Division of Allied Health Occupations at South Texas Junior College.

Any comparison made between figures in table 18 and table 19 should be considered with the greatest caution. The fact that there is a greater number of approved seats than student enrollment encourages the consideration of many factors which are beyond the scope of this report. Some points to consider include:

- (1) Student attrition over the course of the program substantially increases the gap between approved student capacity and student enrollment.
- (2) Many schools include pre-allied health occupational studies in their first year, and thus have large first year student enrollment which substantially drops by the second year.
- (3) For some programs, "approved student capacity" does not necessarily mean that the program always has the required space, equipment, or faculty to adequately train the approved number of students.
- (4) In many schools with programs of more than one year, capacities have recently been increased. For this reason, it will take some years for the student enrollment in second, third, or fourth year classes to increase.

**TABLE 20. TEXAS ALLIED HEALTH EDUCATION PROGRAMS, 1970.**

TYPE OF PROGRAM	NUMBER OF PROGRAMS		Approved Student Capacity	1970 Graduates	CURRENT STUDENT ENROLLMENT					TOTAL	
	Surveyed	Returns			1st yr	2nd yr	3rd yr	4th yr	Grad Student		
1 RN—Bacc.	RN	10	10	1,830 <sup>1</sup>	557	1,038	1,065	810	640	174	3,727
2 RN—Diploma	RN	14	14	1,237	380	428	412	374			1,214
3 RN—Assoc.	RN	20	20	2,050 <sup>2</sup>	472	1,438	700				2,138
4 LVN	LVN	162	162	4,354 <sup>3</sup>	2,605 <sup>12</sup>	3,649	0				3,649
5 OPR. ROOM NURSE	ORN	2	2	6	4					4	4
6 NURSE ANESTHETIST	NA	3	2	4	0	2	2			6	10
7 OPR. ROOM TECH.	ORT	16	16	207	81 <sup>11</sup>	132	7				139
8 CERT. LAB ASST.	CLA	10	10	59	39	41	2				43
9 MEDICAL LAB TECH.	MLT	5	5	115	20	72	26				98
10 MEDICAL TECH.	MT	38	38	403 <sup>4</sup>	235				216	65	281
11 HISTOTECHNOLOGIST	HT	3	3	13	10	11					11
12 CYTOTECHNOLOGIST	CT	6	6	34	15	0		19			19
13 RADIOLOGIC TECH.	RT	60	59	803	231	351	278	4	9		642
14 INHALATION THER.	IT	8	8	135	62	98	38				136
15 PHARMACIST	PHAR	3	2	420 <sup>5</sup>	213	410	307	268	209	48	1,242
16 DENTAL ASST.	DA	4	4	156	38	93	28				121
17 DENTAL LAB TECH.	DLT	1	1	300	21	47	39				86
18 DENTAL HYGIENIST	DH	8	8	410	85	210	181				391
19 PHYSICAL THERAPIST	PT	5	4	64 <sup>6</sup>	65	38	25	40	50	3	156
20 PHYSICAL THER. ASST.	PTA	?	2	15	1		1				1
21 OCCUPATIONAL THER.	OT	2	2	425	25	38	40	53	62	11	204
22 OCCUP. THER. ASST.	OTA	3	3	35	10	25	5				30
23 SOCIAL WORKER (ma)	SW	5	3	60 <sup>7</sup>	51					259	259
24 CASE WORKER (bach)	CW	18	10	475 <sup>8</sup>	204 <sup>13</sup>	49	195	384	313	4	945
25 MENTAL HEALTH WORK	MHW	3	3	76	0	33	16				49
26 DIETITIAN	DIET	10	10	195 <sup>9</sup>	74	71	73	124	127	58	453
27 TAL ADMINISTR.	HA	1	1	50	36					61	61

TYPE OF PROGRAM	NUMBER OF PROGRAMS		Approved Student Capacity	1970 Graduates	CURRENT STUDENT ENROLLMENT					TOTAL	
	Surveyed	Returns			1st yr	2nd yr	3rd yr	4th yr	Grad Student		
28 HOSPITAL MANAGE. ASST. ....	HMA	3	3	120	1	26	1				27
29 MEDICAL SECRETARY .....	MS	10	10	163	29	31	13				44
30 MEDICAL REC. LIB. ....	MRL	4	4	90	22	8	13	14	17	5	57
31 MEDICAL ASSISTANT .....	MA	3	3	56	17	50	44				94
32 CENTRAL SERVICE TECH. ....	CST	1	1	0	0						0
33 MEDICAL ART .....	MART	3	2	6 <sup>10</sup>	1 <sup>14</sup>		1	1	1	4	7
34 COMMUNITY HEALTH AIDE .....	CHA	1	1	23	41	21					21
35 FIRST YEAR .....	PRE	2	1	80	—	36					36
36 MEDICAL REC. TECH .....	MRT	6	6	103	17	48	26				74
STATE TOTALS		455	439	14,572	5,662	8,496	3,538	2,091	1,644	702	16,469

<sup>1</sup>Of those questionnaires returned 2 RN, Bacc. programs reported "unlimited" capacities (total enrollment 2052) and 1 did not report a capacity (enrollment 306).

<sup>2</sup>Of those questionnaires returned 3 RN, Assoc. programs did not report capacities (total enrollment 370).

<sup>3</sup>Of those questionnaires returned 2 LVN programs did not report capacities (total enrollment 149).

<sup>4</sup>Of those questionnaires returned 1 Medical Tech. program did not report a capacity (enrollment 6).

<sup>5</sup>Of those questionnaires returned 1 Pharmacy program reported an "unlimited" capacity (enrollment 698).

<sup>6</sup>Of those questionnaires returned 1 Physical Therapy program reported an "unlimited" capacity (enrollment 103).

<sup>7</sup>Of those questionnaires returned 2 Social Worker programs reported "unlimited" capacities (enrollment 201).

<sup>8</sup>Of those questionnaires returned 3 Caseworker programs reported "unlimited" capacities (total enrollment 501) and 3 programs did not report a capacity (total enrollment 172).

<sup>9</sup>Of those questionnaires returned 7 Dietetics programs reported "unlimited" capacities (total enrollment 344).

<sup>10</sup>Of those questionnaires returned 1 medical art program reported an "unlimited" capacity (enrollment 3).

<sup>11</sup>Of those questionnaires returned 1 ORT program did not report 1970 Graduates.

<sup>12</sup>Of those questionnaires returned 1 LVN program did not report 1970 Graduates.

<sup>13</sup>Of those questionnaires returned 3 Caseworker programs did not report 1970 Graduates.

<sup>14</sup>Of those questionnaires returned 1 medical art program did not report 1970 Graduates.

## CONCLUSIONS AND RECOMMENDATIONS

For almost every allied health occupation, survey results which enumerate the persons performing the professional and technical *function*, yield larger estimates of the number employed than of the number of registered or certified active workers. For example, in 1970 there were approximately 1,200 active dietitians who were members of the American Dietetic Association. (Membership in the Association or completion of an ADA-approved-internship provides the standard of proficiency in this field, in lieu of certification or licensing.) However, about 600 additional persons were estimated to be working as dietitians at the time. A more strict or more lenient interpretation of who should be classified as a professional dietitian could change this estimate considerably.

Employment statistics for major allied health occupations, therefore, reflect the persons working regardless of their qualifications. Requirement statistics, represent, for the most part, a demand for persons trained up to a level of proficiency compatible with modern standards of medical care. Also the work force has grown to the point that as a practical matter, formal training programs can be counted on to produce a major portion of the numbers required.

These requirements are now large and show every evidence of continued growth. Before looking at the future, however, it would be useful to know the extent of the present shortage of major allied health workers. The data available conservatively indicates a statewide need of approximately 20 percent more allied health personnel. The additional workers required by this estimate are not all that are needed to meet present objectives in adequate medical care, but they do represent a number which, if available, would find employment with little difficulty.

Estimates of *future supply* of selected major allied health occupations are shown in Table 21. These estimates are based upon predictions of the increase in Texas' population. The 1970 total of 59,000 selected allied health workers in Table is expected to increase to about 68,000 by 1976. Although it is difficult to anticipate the economic conditions governing the employment of these workers in 1980, it is probably conservative to predict a supply in that year of 85,000.

These projections are derived from population trends and they imply that future requirements will be at least at the levels mentioned above. Most probably there will con-



tinue to be a substantial manpower deficit. The present deficit is a product of full-employment of professional and technically-trained manpower combined with expansion, technological change, and increasing administrative complexity in the health services industry. Assuming these conditions to continue, employment will lag behind requirements.

**TABLE 21 PROJECTED SUPPLY OF SELECTED ALLIED HEALTH OCCUPATIONS**

	1970 Employment (Full-time Equivalent)	Projected 1976 Employment	Projected 1980 Employment
Registered Nurse	21,256	28,521	31,114
Licensed Vocational Nurse	23,633	30,134	32,874
Medical Technologist	5,914	7,797	8,497
Radiologic Technologist	3,284	4,141	4,518
Medical Record Librarian	447	599	654
Medical Records Technician	508	651	711
Occupational Therapist	235	380	413
Occupational Therapy Assistant	192	266	290
Physical Therapist	582	888	968
Physical Therapy Assistant	461	611	667
Inhalation Therapist	1,229	1,648	1,799
Dental Hygienist	581	1,074	1,172
Dietitian, ADA	626	831	906

These projections of current employment trends are subject to a number of uncertainties. Notably, if adequate numbers of allied health manpower at the baccalaureate level are not prepared, it can be expected that additional subbaccalaureate personnel will be pressed into service. Furthermore, it is not implied that such numbers of adequately trained manpower will be available in 1976 or 1980. The projections include, as do the data on current employment on which they are based, all persons working in the specified occupations, whether or not they have training considered to be appropriate.

Although the number of graduates is increasing, the current output of new workers is small in proportion to the work force. Relevant educational data for selected allied health occupational categories are given in Table 22. Where the number of expected graduates for 1971 is given, the

**TABLE 22. EXPECTED GRADUATES VS. ANTICIPATED REQUIREMENTS FOR 1971**

Occupational Category	Expected 1971 Graduates	Anticipated <sup>1</sup> Requirements 1971
Registered Nurse	1,714	4,164
Licensed Vocational Nurse	3,649	3,225
Medical Technologist	235	935
Radiologic Technologist	279 <sup>2</sup>	408
Medical Records Librarian	19	87
Medical Records Technician	34	73
Occupational Therapist	65	104
Occupational Therapy Assistant	44	46
Physical Therapist	53 <sup>3</sup>	210
Physical Therapy Assistant	1	84
Inhalation Therapist	58	241
Dental Hygienist	181	377
Dietitian, ADA	127 <sup>4</sup>	115

<sup>1</sup>The figures include "Funded Open Positions" plus "Additional Anticipated Vacancies for 1971."

<sup>2</sup>Does not include expected graduates of Incarnate Word College, San Antonio Radiologic Technology Program.

<sup>3</sup>Does not include expected graduates of Texas Southern University Physical Therapy Program.

<sup>4</sup>The figure includes expected graduates of ten college baccalaureate Dietetics Programs.

figure cannot be taken automatically to represent an input of new health workers. There are as yet no studies which show the origin and work history of the various types of allied health manpower, nor are there data which indicate the career choice by recent graduates of the types of educational programs listed. The figures in Table 22 are presented simply as a basis for discussion—a first approximation for program planning inquiry.

Only a fraction of the educational effort for the above selected occupations has been identified. Table 22 accounts for approximately 10,000 annual graduates for these 13 selected allied health occupational categories, although the size of the current work force requires many times this number of annual additions merely to replace future losses due to marriage, mobility, and retirement from the occupational category. Many individuals in this group continue to be trained in apprentice programs and on-the-job. For many of these occupations, professional life expectancy (that is, the total years worked in the occupation by an individual) in short, and institutional turnover is very high. Education capabilities, therefore, will continue to be strained.

## RECOMMENDATIONS

Studies of health manpower made over the years have shown repeatedly that, despite the increasing supply, demands for allied health personnel continue to outstrip the resources for producing them. Supply and demand, according to present evidence, will not soon be in balance. The task ahead is not only to increase the supply of well-qualified allied health workers, but also of equal urgency to make the best use of the resources which are available.

*Allied Health Manpower in Texas, 1970* points out opportunities for study, experimentation, and action in these directions. The main purpose is (1) to increase the allied health manpower supply; (2) to improve education and training; (3) to use allied health manpower more effectively; (4) to provide a sound basis for more effective and better coordinated planning, and formulating policies.

Underlying all the discussion is the expectation that continuing study and experimentation will help all manpower programs to respond to the needs of the society, even though these needs may change rapidly.

*Increasing the Health Manpower Supply.* The greatest impact on allied health personnel shortages are graduates from training facilities. In order that these facilities maintain present levels of enrollment and fill future enrollment needs, it is recommended that existing health personnel recruitment programs be encouraged to continue their efforts, that research into ethnic recruitment into the health care field be facilitated, and that allied health training facilities should be encouraged to utilize recruitment resources on both the short and long range operational levels.

Young people should be made aware of the opportunities in the field of health early in their school experience, as well as when they complete high school and junior or senior college. The opportunities to recruit the over thirty employees, are also substantial, as shown by the increasing number of women returning to the labor market.

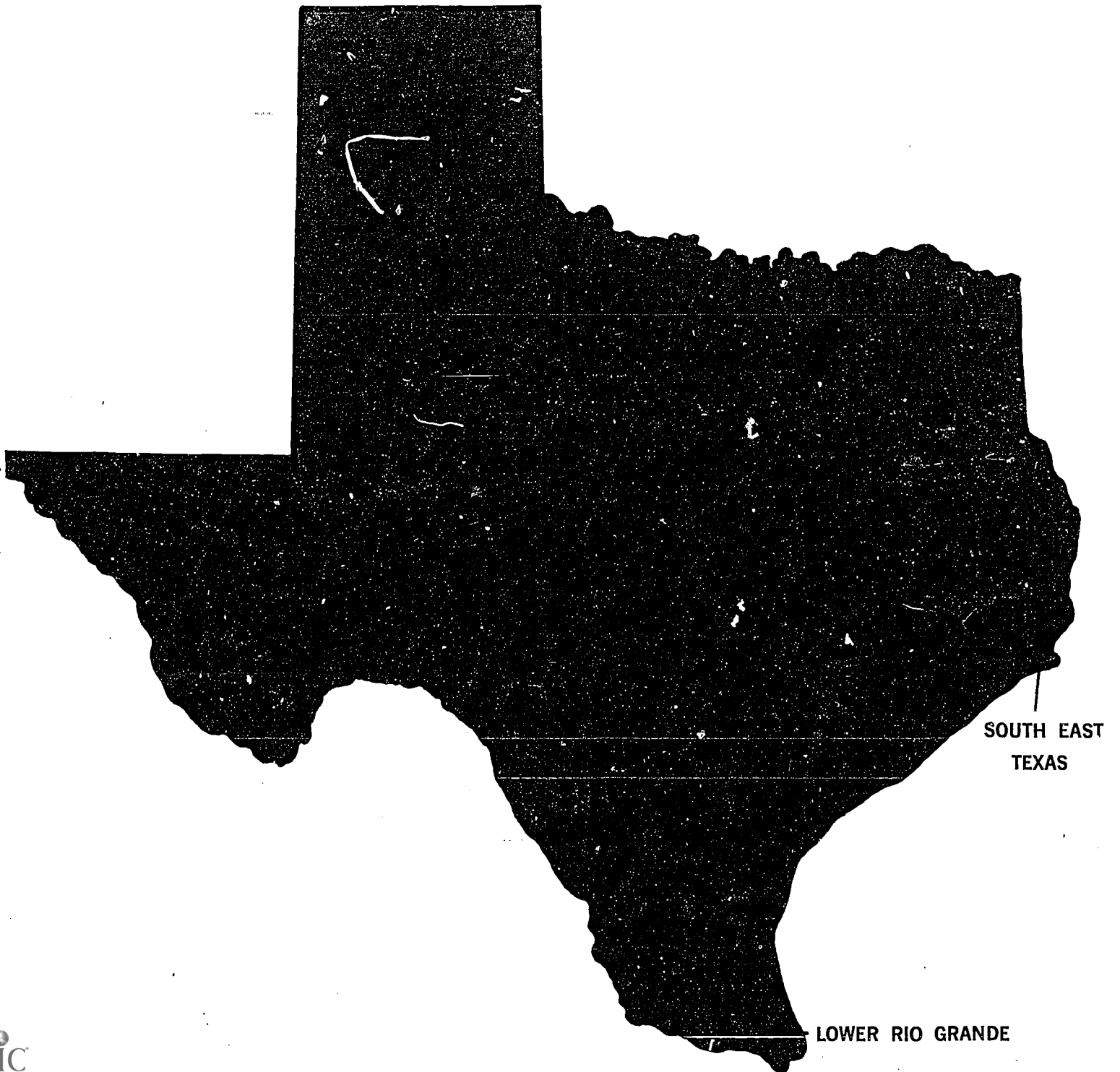
*Improving Education and Training.* Allied health educational resources are presently fragmented. Efforts should be made to study curriculums in recognized job categories, as well as "new" allied health careers. The design of curriculums that would be consistent throughout all training programs should be undertaken in order that graduates have a common level of knowledge. Efforts should be made to investigate the core approach to facilitate lateral and vertical mobility. Finally, efforts should be made to open new and expand existing educational programs.

*Health Manpower Utilization.* Nothing is more impor-

tant than using the existing supply of allied health manpower most effectively. The first step is to examine carefully how our limited supply of allied health personnel functions at present. The problem must be viewed as a statewide one and the approach must be systematic, based on sound knowledge of the operations, with the needs of the patient identified and kept paramount. Planning for the use of allied health personnel must be quickly responsive to changing knowledge, social changes, and the increasing expectation of health service consumers.

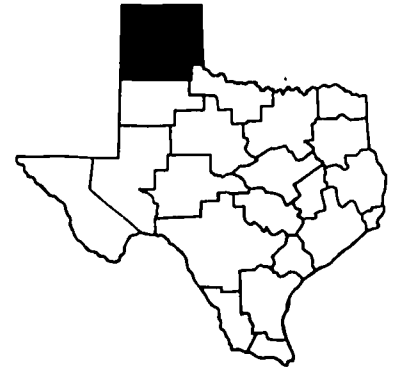
# PART II

## REGION ALLIED HEALTH MANPOWER AND EDUCATION



# PANHANDLE STATE PLANNING REGION

POPULATION: 323,028



The Panhandle was once so undervalued by the State of Texas that ten of its counties—more than three million acres—were exchanged to pay for the State Capitol in Austin. Now it is called the "Golden Spread" by residents and is a rich agricultural, mineral, and industrial region—the southernmost extension of the Great Plains of the United States.

For the 25-county Panhandle Planning Region (24,900 square miles) Amarillo, county seat of Potter County, is the geographical, communication, economic, and social center. The city extends into both Potter and Randall Counties.

There are 535 allied health employers in the Panhandle Planning Region for which over 4,800 allied health person-

nel are employed. Major employers include 27 hospitals, 29 nursing homes, and 245 medical doctors. Needs were expressed for 677 full-time allied health personnel, in addition to those currently employed, for 1971. The most immediate needs for allied health manpower are in the nursing services category. By 1971, Panhandle Planning Region needs the services of 112 more registered nurses, 200 more licensed vocational nurses; and 125 more aides, orderlies, and attendants. There is also a need for 38 additional therapeutic services employees by 1971. This is an increase of 40 percent over the present number of therapeutic services workers.

	OLDHAM	POTTER	CARSON	GRADY	WHEELER	TOTALS								
	Hospitals	Nursing Homes	Public Health	Higher Educ	Secondary Educ	Home Health Ctr	Laboratories	Doc of Medicine	Doc of Dentistry	Doc of Osteo	Doc of Podiatry	Doc of Optics	MM/MR	DEAF
NUMBER SURVEYED	27	29	1	4	21	0	6	245	122	31	8	39	53	
NUMBER RETURNED	22	19	1	4	19	0	5	178	89	19	7	29	2	39
PERCENTAGE	81.5	65.5	100.0	100.0	90.5	0.0	83.3	72.7	72.9	61.3	87.5	74.4	100.0	73.0

TABLE 23 ALLIED HEALTH MANPOWER, PANHANDLE REGION

Occupation	PARMER	CASTRO	SWISHER	BRISCOE	Additional Funded Open Vacancies for 1971	Percent of Funded Positions Vacant	Rate per 100,000 Population
1.00 Nutrition, ADA		11	21	13	3	18.8	4.03
1.01 Nutrition, Other							8.36
1.10 Food Ser Mgr		24	7	26	2	7.1	8.05
2.00 MT, ASCP		86	13	91	4	4.2	28.17
2.01 MT, AMT		55	14	64	1	1.5	19.81
2.02 MT, Other		28	7	32	3	8.6	9.91
2.11 Cyto, Other		2		2		0.0	0.62
2.20 Histo, ASCP		3		3		0.0	0.93
2.21 Histo, Other		6		6		0.0	1.86
2.30 EKG		7	2	7		0.0	2.17
2.50 CLA		14	4	17	1	5.6	5.26
2.51 Lab Asst/Aide		21	13	29	3	9.4	8.98
3.00 RT, ARRT		62	8	66	5	7.0	20.43
3.01 RT, Other		35	5	38	3	0.0	11.76
3.10 X-Ray Asst		12	6	14	2	12.5	4.33
3.20 Rad Therapy, ARRT		4		4		0.0	1.24
4.00 MRL, AAMRL		7	4	7	3	30.0	2.17
4.01 MRL, Other		7		7		0.0	2.17
4.10 MRT, AAMRL		8		8	2	20.0	2.48
4.11 MRT, Other		7	2	8		0.0	2.48
4.20 Med Lib, MLA		2		2		0.0	0.62
4.21 Med Lib, Other		2		2		0.0	0.62

Occupation	Full-time Employees	Part-time Employees	Full-time Equivalent	Funded Open Vacancies	Additional Anticipated Vacancies for 1971	Percent of Funded Positions Vacant	Rate per 100,000 Population
5.00 OT, AOTA	3		3	3	2	50.0	0.93
5.01 OT, Other	4	2	5				1.55
5.11 OTA, Other	9		9		2	0.0	2.79
5.20 Pt, APTA/ARPT	6	4	7	3	4	30.0	2.17
5.21 PT, Other	2	4	3	4	2	57.1	0.93
5.30 PTA	11	7	12		2	0.0	3.72
5.41 Speech Path, Other	3		3			0.0	0.93
5.50 Recreation Therapy	3		3	3	2	50.0	0.93
5.60 IT, ARIT				2	3	100.0	0.00
5.61 IT, Other	29		29		2	0.0	8.98
5.70 Social Wkr, Masters	8		8	2	2	20.0	2.48
5.71 Social Wkr, Other	11	2	11			0.0	3.41
5.80 Social Wkr, Asst	2		2			0.0	0.62
6.00 Pharmacists	18	12	22		2	0.0	6.81
6.10 Pharmacy Asst	8	4	9			0.0	2.79
7.00 RN	639	142	700	44	68	5.9	216.71
7.10 LVN	739	201	830	59	41	6.6	256.97
7.20 Aides/Orderlies	1,122	205	1,225	49	76	3.8	379.26
7.30 Surgical Tech Aide	55	4	56	3	2	5.1	17.34
8.00 Medical Typist	45	8	49		4	0.0	15.17
8.00 Med Asst, AAMA	16	2	17	3	3	15.0	5.26
8.01 Med Asst, Other	43	14	49	2			15.17
8.10 Ward Clerk	126	7	130		12	0.0	40.25
8.20 Den Asst, AADA	37	6	40	3	5	3.9	12.38
8.21 Den Asst, Other	98	29	114		16	0.0	35.29
8.30 Den Lab Tech	10	11	16	3	2	15.8	4.95
8.40 Den Hygienist	7	22	14	5	3	27.8	4.02
8.81 Optom Asst	19	3	19			0.0	5.88
8.82 Optom Tech	2	2	3			0.0	0.93
8.83 Optom Lab Tech	10		10		2	0.0	3.10
8.84 Dispen Optician	25		25	2	3	7.4	7.74
8.90 Pod Asst, ARPA	11		11			0.0	3.41
8.50 Other Pro & Tech	18	1	18	2		20.0	5.57
9.00 Food Service	381	93	410	7	25	1.7	126.93
9.10 Laundry	44	9	48		3	0.0	14.86
9.20 Housekeeping	299	41	320	6	18	1.8	99.07
9.30 Maintenance	137	20	145	7	24	4.6	44.89
9.40 Management	117	4	118	6	4	4.8	36.53
9.45 Mgr, Long-term Fac	29	7	30			0.0	9.29
9.50 Secretarial, Clerical	462	89	502	8	23	1.6	155.42
9.60 Other Non-Pro & Tech	365	59	393	1	23	0.3	121.67

## ALLIED HEALTH EDUCATION

TABLE 24 ALLIED HEALTH EDUCATION PROGRAMS, PANHANDLE REGION

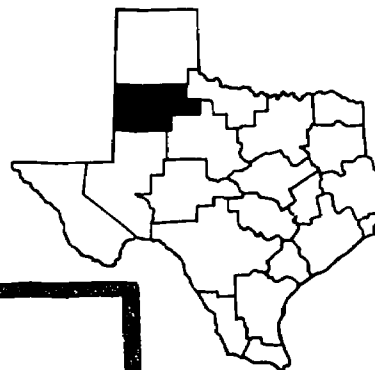
Type of Program		Number of Programs		Approved Student Capacity	Current Student Enrollment				Grad Students	Total
		Surveyed	Returns	1970 Graduates	1st yr	2nd yr	3rd yr	4th yr		
RN - Assoc.	RN	1	1	125	23	68	45			113
RN - Diploma	RN	1	1	200	59	170	88	45		303
LVN	LVN	11	11	166 <sup>1</sup>	80	128				128
Opr. Room Tech.	ORT	1	1	15	- <sup>2</sup>	18				18
Medical Tech.	MT	1	1	6	4			2	2	4
Radiologic Tech.	RT	1	1	35	9	16	12			28
Inhalation Ther.	IT	1	1	15	21	15				15
Dental Asst	DA	1	1	18	10	18				18
Medical Lab Tech	MLT	1	1	40	10	24	14			38
Dental Hygienist	DH	1	1	44	10	21	10			31
Mental Health Work	MHW	1	1	16	0	11				11
Medical Assistant	MA	1	1	0	0	0				0
Medical Record Tech.	MRT	1	1	30	7	13	8			21

<sup>1</sup>Capacity not reported for Plains Memorial Hospital L.V.N. program (enrollment 8).

<sup>2</sup>Graduates for 1970 not reported for Amarillo College Operating Room Technician Program.

# SOUTH PLAINS STATE PLANNING REGION

POPULATION: 321,249



The five-county (23,515 square miles) South Plains State Planning Region is located in the high and low plains area of Texas. Visible are silos, pipes, cranes, and steel supporting structures for processing numerous products. There are grain processing plants, vegetable oil mills, cotton gins, cotton compress warehouses, fertilizer production facilities, plus oil refineries and related facilities which produce propane, butane, and sulphur.

Lubbock in Lubbock County is urban center of the planning region and one of Texas' major cities. It is market center of the South Plains, shipping cotton, grain, and livestock. Educational facilities in Lubbock have been boosted by plans for a new medical school. The city also has Texas Tech University, Lubbock Christian College, and the Texas A&M Agricultural Research and Extension Center.

There are 539 health employers in the South Plains Planning Region. Major employers include 30 hospitals, 27 nursing homes, and 267 doctors of medicine. Over 60 percent of the health employers and 75 percent of the employees work in Lubbock County.

Needs were expressed for 1,475 full-time allied health personnel, in addition to those currently employed for 1971. The most immediate needs for allied health manpower are in nursing services. By 1971, South Plains Planning Region needs 226 more registered nurses; 215 more licensed vocational nurses; and 226 more nursing aides, orderlies, and attendants. There is also need for 66 more therapeutic services employees by 1971. This is an increase of 79 percent over the present number of therapeutic services workers.

	Hospitals	Nursing Homes	Public Health	Home Health Ctr	Laboratories	Higher Educ	Secondary Educ	Doc of Medicine	Doc of Osteo	Doc of Dentistry	Doc of Podiatry	Doc of Optom	MH/IR	TOTALS
NUMBER SURVEYED	30	27	3	1	6	4	28	267	35	96	6	33	3	539
NUMBER RETURNED	25	24	3	1	5	3	26	193	23	6	24	2		404
PERCENTAGE	83.3	88.9	100.0	100.0	83.3	75.0	92.9	72.3	65.7	71.9	100.0	72.7	66.7	75.1

TABLE 25 ALLIED HEALTH MANPOWER, SOUTH PLAINS

Occupation	Full-time Employees	Part-time Employees	Full-time Equivalent	Funded Open Vacancies	Additional Anticipated Vacancies for 1971	Percent of Funded Positions Vacant	Rate per 100,000 Population
1.00 Dietitian, ADA	10	25	13	3	3	18.8	4.05
1.01 Dietitian, Other	6	10	8	2	3	20.0	2.49
1.10 Food Ser Mgr	28	3	30		2	0.0	9.35
2.00 MT, ASCP	62	3	64	2	16	3.0	19.94
2.01 MT, AMT	66	4	69	2	8	2.8	21.49
2.02 MT, Other	26	5	29		6	0.0	9.03
2.10 Cyto, ASCP					2		
2.20 Histo, ASCP					2		
2.21 Histo, Other	6		6			0.0	1.87
2.30 EKG	7	4	8		5	0.0	2.49
2.40 EEG	2	3	3		2	0.0	0.93
2.50 CLA	9		9		3	0.0	2.80
2.51 Lab Asst/Aide	38	14	44		5	0.0	13.71
3.00 RT, ARRT	63	9	67	4	9	5.6	20.81
3.01 RT, Other	22	3	23	2	7	8.0	7.17
3.10 X-Ray Asst	9	9	12	7	7	36.8	3.74

Occupation	Full-time Employees	Part-time Employees	Full-time Equivalent	Funded Open Vacancies	Additional Anticipated Vacancies for 1971	Percent of Funded Positions Vacant	Rate per 100,000 Population
3.20 Rad Therapy, ARRT	2		2		2	0.0	0.62
3.21 Rad Therapy, Other	2		2		2	0.0	0.62
3.30 Rad Therapy Asst					2		
4.00 MRL, AAMRL	3	8	4	2	3	33.3	1.25
4.01 MRL, Other	13	3	15		3	0.0	4.67
4.10 MRT, AAMRL	5		5		3	0.0	1.56
4.11 MRT, Other	13		13		6	0.0	4.05
4.20 Med Lib, MLA	2		2		2	0.0	0.62
4.21 Med Lib, Other	5		5		2	0.0	1.56
4.30 MRL, Nursing Home	3	2	3	2	2	40.0	0.93
5.00 OT, AOTA	2		2		3	0.0	0.62
5.01 OT, Other	2	2	3		3	0.0	0.93
5.11 OTA, Other					3		
5.20 PT, APTA/ARPT	8	8	10	4	7	28.6	3.12
5.21 PT, Other	6		6	3		33.3	1.87
5.30 PTA	8	6	9		6	0.0	2.80
5.40 Speech Path, ASHA	5	3	6			0.0	1.87
5.41 Speech Path, Other	3	3	3			0.0	0.93
5.50 Recreation Therapy	2	5	4	2	3	33.3	1.25
5.60 IT, ARIT	21		21	3	9	12.5	6.54
5.61 IT, Other	8	5	10		5	0.0	3.12
5.70 Social Wkr, Masters	3	4	4	2	3	33.3	1.25
5.71 Social Wkr, Other	5	4	6		3	0.0	1.87
5.80 Social Wkr, Asst					7		
6.00 Pharmacists	19	12	22		5	0.0	6.85
6.10 Pharmacy Asst	7	3	8		4	0.0	2.49
7.00 RN	525	61	550	57	169	9.4	171.34
7.10 LVN	911	86	948	40	175	4.0	295.33
7.20 Aides/Orderlies	1,034	86	1,077	13	213	1.2	35.51
7.30 Surgical Tech Aide	36	10	39		18	0.0	12.15
7.40 Home Health Aide		2	1			0.0	0.31
8.00 Medical Typist	32	3	33	2	19	5.7	10.28
8.00 Med Asst, AAMA	42		42		2	0.0	13.08
8.01 Med Asst, Other	17	2	17			0.0	5.30
8.10 Ward Clerk	69	4	71	2	26	2.7	22.12
8.20 Den Asst, AADA	17		17		5	0.0	5.30
8.21 Den Asst, Other	110	26	123		14	0.0	38.32
8.30 Den Lab Tech	6	5	7		2	0.0	2.18
8.40 Den Hygienist	7	5	9	3	5	20.0	2.80
8.81 Optom Asst	21	5	23	3	3	11.5	7.17
8.82 Optom Tech	7	2	9	3	3	20.0	2.80
8.83 Optom Lab Tech	24	10	28	2	5	6.7	8.72
8.90 Pod Asst, ARPA	2		2			0.0	0.62
8.91 Pod Asst, Other	5	3	6		1	0.0	1.87
8.50 Other Pro & Tech	20	2	21	2	6	8.7	6.54
9.00 Food Service	312	94	350	7	95	1.96	109.04
9.10 Laundry	30	17	36			0.0	11.22
9.20 Housekeeping	229	18	238		78	0.0	74.14
9.30 Maintenance	102	12	106	4	23	3.6	33.02
9.40 Management	61	6	54		8	0.0	16.52
9.45 Mgr, Long-term Fac	22	6	24		97	0.0	7.48
9.50 Secretarial, Clerical	577	84	613	2	11	0.3	190.97
9.60 Other Non Pro & Tech	266	24	284	4	145	1.4	88.47

### ALLIED HEALTH EDUCATION

TABLE 26 ALLIED HEALTH EDUCATION PROGRAMS, SOUTH PLAINS REGION

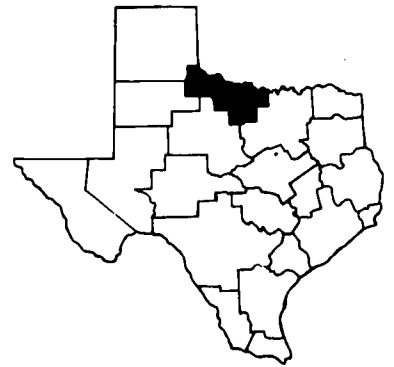
Type of Program		Number of Programs		Approved Student Capacity	Current Student Enrollment					Total	
		Surveyed	Returns		1970 Graduates	1st yr	2nd yr	3rd yr	4th yr		Grad Students
RN - Diploma	RN	1	1	100	26		38	28		66	
LVN	LVN	5	5	172	137	120				120	
Opr. Room Tech.	ORT	1	1	20	11	14	1			15	
Medical Tech	MT	1	1	10	6				7	7	
Radiologic Tech.	RT	2	2	14	7	7	5			12	
Case Worker (bach)	CW	1	1	200	- <sup>2</sup>		40	20	15	75	
Dietitian	DIET	1	1	1	14	15	21	33	19	22	110

<sup>1</sup>Graduates for 1970 not reported for Texas Tech University Dietetic program.

<sup>2</sup>Capacity for Texas Tech caseworkers program reported as "unlimited" (enrollment 110).

# NORTH TEXAS STATE PLANNING REGION

POPULATION: 207,138



Running parallel to the Red River northwest from Montague County to Childress and Cottle Counties in the edge of the Panhandle, the North Texas Planning Region includes 12 counties (10,156 square miles) with Wichita Falls as the urban focal center. The area includes rolling prairies, flat, grassy plains, rough eroded breaks, and some of the most picturesque cattle domain country. The region contains the great north Texas oil field.

The population is predominantly native born. Residents near the Red River are of German and Scandinavian descent; those in the western counties are of English, Scotch, or Irish ancestry.

Wichita Falls is the center of activity for the region with a metropolitan area that includes Archer and Wichita Counties and economic, financial, and communication ties with all the region.

North Texas Planning Region has 5,903 allied health employees working for 387 health employers. Over 50 percent of the allied health employers work in Wichita County. The region's 22 hospitals, 35 nursing homes, and 194 medical

practitioners are the major employers of allied health workers.

Needs were expressed for 435 full-time allied health personnel in addition to those currently employed for 1971. The most immediate needs for allied health manpower are in nursing services. By 1971, North Texas Planning Region needs 73 more licensed vocational nurses; 53 more registered nurses; and 101 more aides, orderlies, and attendants. There is also need for 35 more therapeutic services employees by 1971. This is an increase of 45 percent over the present number of therapeutic services workers.

	Hospitals	Nursing Homes	Public Health	Home Health Ctr	Laboratories	Univ Educ	Secondary Educ	Doc of Medicine	Doc of Osteo	Doc of Dentistry	Doc of Podiatry	Doc Optom	MH/MR	TOTALS
NUMBER SURVEYED	22	35	1	2	4	10	194	6	84	4	21	3	387	
NUMBER RETURNED	17	27	0	1	3	10	131	5	68	2	17	3	275	
PERCENTAGE	77.3	77.1	0.0	50.0	75.0	100.0	62.4	83.3	81.0	50.0	81.0	100.0	71.0	

TABLE 27 ALLIED HEALTH MANPOWER, NORTH TEXAS REGION

Occupation	Full-time Employees	Part-time Employees	Full-time Equivalent	Funded Open Vacancies	Additional Anticipated Vacancies for 1971	Percent of Funded Positions Vacant	Rate per 100,000 Population
1.00 Dietitian, ADA	21	14	24	3	2	11.1	11.59
1.01 Dietitian, Other	7	8	8			0.0	3.86
1.10 Food Ser Mgr	37	4	32	2		5.9	15.46
2.00 MT, ASCP	43	2	44		4	0.0	21.26
2.01 MT, AMT	57	11	63	3		4.5	30.43
2.02 MT, Other	8	13	14			0.0	6.76
2.11 Cyto, Other		2	1			0.0	0.48
2.20 Histo, ASCP	3	2	4			0.0	1.93
2.21 Histo, Other	3	2	4			0.0	1.93
2.30 EKG	8	2	9			0.0	4.35
2.50 CLA	2		2			0.0	0.97
2.51 Lab Asst/Aide	40	13	47	5		9.6	22.71
3.00 RT, ARRT	46	2	48	3		5.9	23.19
3.01 RT, Other	35	2	36	2	4	5.3	17.39
3.10 X-Ray Asst	7		7			0.0	3.38
4.00 MRL, AAMRL	5	3	5	4	2	44.5	2.42
4.01 MRL, Other	3	2	4			0.0	1.93
4.10 MRT, AAMRL	3	2	3			0.0	1.45
4.11 MRT, Other	10		10	2	2	16.7	4.83
4.21 Med Lib, Other	6		6				2.90
5.00 OT, AOTA	3		3	2	2	40.0	1.45
5.01 OT, Other			0	2		100.0	0.00
5.10 OTA, AOTA		2	2		2	0.0	0.97



Occupation	Full-time Employees	Part-time Employees	Full-time Equivalent	Funded Open Vacancies	Additional Anticipated Vacancies for 1971	Percent of Funded Positions Vacant	Rate per 100,000 Population
5.20 PT, APTA/ARPT	3	3	4	2		33.3	1.93
5.21 PT, Other	3	2	4			0.0	1.93
5.30 PTA	3	4	4			0.0	1.93
5.50 Recreation Therapy	2	2	3	2	3	40.0	1.45
5.60 IT, ARIT		2	1			0.0	0.48
5.61 IT, Other	10	11	16			0.0	7.73
5.70 Social Wkr, Masters	8		8	3	4	27.3	3.86
5.71 Social Wkr, Other	25	3	27	10	3	27.0	13.04
5.80 Social Wkr, Asst	5		5			0.0	2.41
6.00 Pharmacists	7	13	8	3	2	27.3	3.86
6.10 Pharmacy Asst	7	8	10			0.0	4.83
7.00 RN	282	51	305	36	17	10.6	147.34
7.10 LVN	560	68	588	34	39	5.5	284.06
7.20 Aides/Orderlies	1,646	168	1,730	66	35	3.7	835.75
7.30 Surgical Tech Aide	27	4	29	3		9.4	14.01
8.00 Medical Typist	52		52	4	2	7.1	25.12
8.00 Med Asst, AAMA	4		4			0.0	1.93
8.01 Med Asst, Other	50	10	53		2	0.0	25.60
8.10 Ward Clerk	46	11	52	3		5.5	25.12
8.20 Den Asst, AADA	9	4	12	2		14.3	5.80
8.21 Den Asst, Other	82	12	87	3	8	3.3	42.03
8.30 Den Lab Tech	9	3	10	2	4	16.7	4.83
8.40 Den Hygienist	10	2	12	3	4	20.0	5.80
8.81 Optom Asst	15	2	15		2	0.0	7.25
8.82 Optom Tech	2		2		4	0.0	0.97
8.83 Optom Lab Tech	3		3			0.0	1.45
8.84 Dispen Optician	23	2	23			0.0	11.11
8.91 Pod Asst, Other	2		2			0.0	0.97
8.50 Other Pro & Tech	27	3	29	3	3	9.4	14.00
9.00 Food Service	473	122	521	18		3.3	251.69
9.10 Laundry	127	8	131	5		3.7	63.29
9.20 Housekeeping	268	20	277	16		5.5	133.82
9.30 Maintenance	192	13	197	2	3	1.0	95.17
9.40 Management	104	7	107		2	0.0	51.69
9.45 Mgr, Long-term Fac	27		27			0.0	13.04
9.50 Secretarial, Clerical	349	32	361	20	4	5.2	174.40
9.60 Other Non-Pro & Tech	350	68	384	6	2	1.5	186.51

### ALLIED HEALTH EDUCATION

TABLE 28 ALLIED HEALTH EDUCATION PROGRAMS, NORTH TEXAS REGION

Type of Program		Number of Programs		Approved Student Capacity	1970 Graduates	Current Student Enrollment				Total	
		Surveyed	Returns			1st yr	2nd yr	3rd yr	4th yr		Grad Students
RN - Assoc.	RN	1	1	160	0	74	34				108
LVN	LVN	7	7	174	66	134					134
Nurse Anesthetist	NA	1	1	4	0	2	2			2	6
Medical Tech.	MT	1	1	8	2				1		1
Radiologic Tech.	RT	2	2	16	5	8	7				15

# NORTH CENTRAL TEXAS STATE PLANNING REGION

POPULATION: 2,605,308

## REGION



Dallas and Fort Worth provide urban leadership in the 19-county (15,362 square miles) North Central Texas Planning Region. Although the highly industrialized communities strongly influence occupations in many counties in their immediate areas, the region also supports major agricultural and ranching interests, offers the activities of 14 lakes as recreation and boasts numerous and varied educational and cultural institutions.

Sherman-Denison in Grayson County are important shipping and marketing centers in the north. Denison is the gateway to Lake Texoma, one of the ten largest man-made lakes in the country.

North Central Texas Planning Region sets a fast pace with its amazing combination of business acumen, cultural enthusiasm, educational breadth, promotion imagination, and sheer bigness. The region supports a large number of health employers (5,350) that is more than any planning region in Texas. The region's 128 hospitals, 181 nursing homes, 3,131 medical doctors, 1,121 dentists, and 26 colleges and

universities are the region's major employers of allied health workers.

Needs were expressed for 5,265 full-time allied health personnel, in addition to those currently employed, for 1971. The most immediate needs are in nursing services. By 1971, North Central Texas Planning Region needs 1,017 registered nurses; 711 licensed vocational nurses; and 649 nursing aides, orderlies, and attendants. There also need for 249 more therapeutic services employees by 1971. This is an increase of 22 percent over the present number of therapeutic services workers.

	HOUSTON	WISDOM	COOKE	DENTON	COLLIN	HUNT	TARRANT	DALLAS	ELLIS	NAVARRO	KAUFMAN	TARRANT	TOTALS	
NUMBER SURVEYED	128	181	9	9	38	26	84	3131	380	56	181	1121	6	5350
NUMBER RETURNED	98	146	9	6	28	24	80	2032	225	43	114	836	4	3645
PERCENTAGE	76.6	80.7	100.0	66.7	73.7	92.3	89.3	64.9	59.2	76.8	63.0	74.6	67.7	68.1

TABLE 29 ALLIED HEALTH MANPOWER, NORTH CENTRAL TEXAS

Occupation	Full-time Employees	Part-time Employees	JOHNSON Full-time Equivalent	Funded Open Vacancies	Additional Anticipated Vacancies for 1971	Percent of Funded Vacancies	Rate per 100,000 Population
1.00 Dietitian, ADA	145	149	167	14	15	7.7	6.41
1.01 Dietitian, Other	109			2	3	1.7	4.49
1.10 Food Service	214		222		4	0.0	8.52
2.00 MT, ASCP	702	20	792	49	70	8.8	30.40
2.01 MT, AMT	319		351		13	3.6	13.47
2.02 MT, Other		128	362		32	4.0	13.90
2.10 Cyto, ASCP	25	5	28		5	0.0	1.08
2.11 Cyto, Other	7	4	12		2	0.0	0.46
2.20 Histo, ASCP	56	7	59	4	9	1.5	2.27
2.21 Histo, Other	23	3	25		3	0.0	0.96
2.30 EKG	104	26	114	3		2.6	4.38
2.40 EEG	27	3	28	2	2	6.7	1.08
2.50 CLA	38	5	40	5	14	11.1	1.54
2.51 Lab Asst/Alde	433	193	5.0	16	21	3.0	19.96
3.00 RT, ARRT	555	115	605	14	23	2.3	23.22
3.01 RT, Other	190	39	207	5	12	2.4	7.95
3.10 X-Ray Asst	66	14	72		5	0.0	2.77
3.20 Rad Therapy, ARRT	40	3	41		2	0.0	1.58
3.21 Rad Therapy, Other	6		6			0.0	0.23
3.30 Rad Therapy Asst	10	3	11			0.0	0.42
4.00 MRL, AAMRL	43	20	46	5	7	9.8	1.77
4.01 MRL, Other	65	5	66	2	3	2.9	2.53
4.10 MRT, AAMRL	17		17	3	4	100.0	0.65
4.11 MRT, Other	55	7	58		4	0.0	2.23
4.20 Med Lib, MLA	3		3				0.12
4.21 Med Lib, Other	40	2	41			0.0	1.58
4.30 MRL, Nursing Home	12	34	15	2		11.8	0.58
5.00 OT, AOTA	45	9	47	6	9	11.3	1.80
5.01 OT, Other	11	3	12	2	2	14.3	0.46
5.10 OTA, AOTA	6	2	6	2	2	25.0	0.23
5.11 OTA, Other	17	3	20	2		9.1	0.77
6.20 PT, APTA/ARPT	108	49	127	18	31	12.4	4.88
6.21 PT, Other	75	21	84	6	10	6.7	3.23

Occupation	Full-time Employees	Part-time Employees	Full-time Equivalent	Funded Open Vacancies	Additional Anticipated Vacancies for 1971	Percent of Funded Positions Vacant	Rate per 100,000 Population
5.30 PTA	109	6	110	8	9	7.3	4.22
5.40 Speech Path, ASHA	15	11	17	2	3	10.5	0.65
5.41 Speech Path, Other	6	3	8			0.0	0.31
5.50 Recreation Therapy	36	8	40	3		7.0	1.54
5.60 IT, ARIT	34		34	5	23	12.8	1.31
5.61 IT, Other	411	30	427	15	20	3.4	16.39
5.70 Social Wkr, Masters	90	41	100	47	10	32.0	3.84
5.71 Social Wkr, Other	103	62	109	5	6	4.4	4.18
5.80 Social Wkr, Asst	12	2	14		3	0.0	0.54
6.00 Pharmacists	175	71	185		12	0.0	7.10
6.10 Pharmacy Asst	134	66	167	3	18	1.8	6.41
7.00 RN	4,630	1,452	5,247	527	490	9.1	201.42
7.10 LVN	4,785	843	5,204	382	329	6.8	199.77
7.20 Aides/Orderlies	9,603	982	10,093	271	378	2.6	387.45
7.30 Surgical Tech Aide	494	42	510	32	25	5.9	19.58
7.40 Home Health Aide	27	5	29		6	0.0	1.11
8.00 Medical Typist	371	49	390	14	27	3.5	14.97
8.00 Med Asst, AAMA	210	27	216	7	17	3.1	8.29
8.01 Med Asst, Other	1,159	131	1,223	16	39	1.3	46.95
8.10 Ward Clerk	832	84	874	42	67	4.6	33.55
8.20 Den Asst, AADA	218	15	224	17	23	7.1	8.60
8.21 Den Asst, Other	1,145	281	1,278	31	108	2.4	49.06
8.30 Den Lab Tech	96	62	120	13	13	9.1	4.61
8.40 Den Hygienist	160	112	205	37	50	15.3	7.87
8.81 Optom Asst	129	29	142	8	18	5.3	5.45
8.82 Optom Tech	40	2	40	4	5	9.1	1.54
8.83 Optom Lab Tech	24	2	28		2	0.0	1.07
8.84 Dispen Optician	99	5	101	4	4	3.8	3.88
8.90 Pod Asst, ARPA	19		19	2	4	9.5	0.73
8.91 Pod Asst, Other	38	7	42	4	10	8.7	1.61
8.50 Other Pro & Tech	622	33	637	472	14	42.6	24.45
9.00 Food Service	2,897	549	3,111	49	122	1.6	119.42
9.10 Laundry	791	41	807	17	39	2.1	30.98
9.20 Housekeeping	2,352	267	2,484	71	135	2.8	95.36
9.30 Maintenance	1,277	96	1,315	45	73	3.3	50.48
9.40 Management	764	27	775	8	14	1.0	29.75
9.45 Mgr, Long-term Fac	157	10	159		2	0.0	6.10
9.50 Secretarial, Clerical	5,297	737	5,627	627	156	11.1	216.01
9.60 Other Non-Pro & Tech	3,305	790	3,688	340	159	8.4	141.57

### ALLIED HEALTH EDUCATION

TABLE 30 ALLIED HEALTH EDUCATION PROGRAMS, NORTH CENTRAL TEXAS REGION

Type of Program		Approved		1970 Graduates	Current Student Enrollment					Total	
		Number of Programs Surveyed	Returns		Student Capacity	1st yr	2nd yr	3rd yr	4th yr		Grad Students
RN - Bacc.	RN	4	4	460 <sup>1</sup>	309	528	576	441	317	132	1994
RN - Diploma	RN	3	3	118	69		49	67			116
RN - Assoc.	RN	3	3	500	128	259	152				411
LVN	LVN	27	27	812	443	642					642
Opr. Room Nurse	ORN	1	1	6	4					4	4
Nurse Anesthetist	NA	2	1	0	0	0					0
Opr. Room Tech.	ORT	5	5	53	22	46					46
Cert. Lab Asst.	CLA	1	1	6	6	6					6
Medical Lab Tech.	MLT	2	2	50	0	34	13				47
Medical Tech.	MT	7	7	112	82				60	23	83
Histotechnologist	HT	2	2	6	3	4					4
Cytotechnologist	CT	2	2	14	10			4			4
Radiologic Tech.	RT	10	10	224	38	76	56	4	9		145
Inhalation Ther.	IT	1	1	45	23	33	11				44
Dental Asst	DA	1	1	20	7	18	7				25
Dental Hygienist	DH	2	2	108	41	54	65				119
Physical Therapist	PT	3	3	24 <sup>2</sup>	28	38	25	40	15		118
Occupational Ther.	OT	1	1	400 <sup>3</sup>	20	38	40	45	53	11	187
Social Worker (ma)	SW	1	1		25					94	94
Case Worker (bach)	CW	3	1	4 <sup>4</sup>	52	16	40	75	66		197
Dietitian	DIET	3	3	15 <sup>5</sup>	12	11	8	12	12	1	44
Medical Secretary	MS	5	5	69	25	20	10				30
Medical Rec. Lib.	MRL	1	1	20	0	3	2				5
Medical Assistant	MA	1	1	20	2	9	6				15
Central Service Tech.	CST	1	1	0	0	0					0
Medical Art	MART	3	2	6 <sup>6</sup>	1 <sup>6</sup>		1	1	1	4	7
Medical Rec. Tech.	MRT	1	1	20	2	3	5				8

<sup>1</sup>Capacity not reported by RN program at Baylor School of Nursing (enrollment 306). Capacity reported as "unlimited" by RN program at Texas Women's University (enrollment 1396).

<sup>2</sup>Capacity reported as "unlimited" by Physical Therapy program at Texas Women's University (enrollment 103).

<sup>3</sup>Capacity reported as "unlimited" by Social Worker program at U.T. Arlington (enrollment 94).

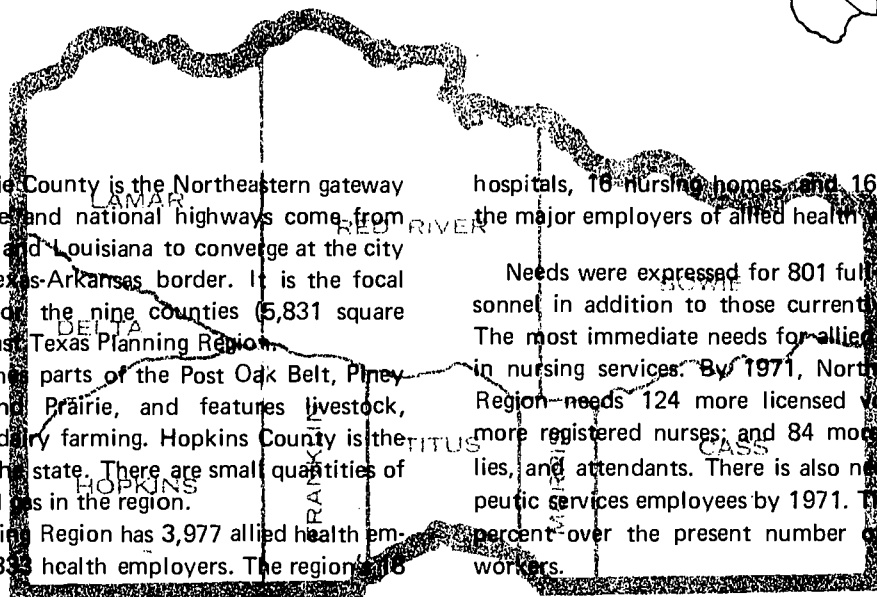
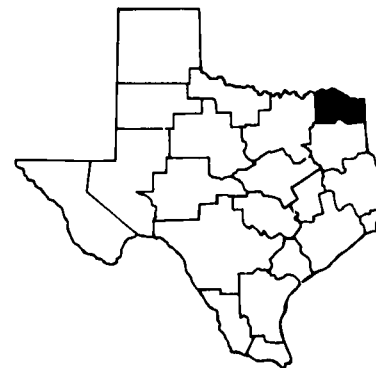
<sup>4</sup>Capacity reported as "unlimited" by Caseworker program at Texas Women's University (enrollment 197).

<sup>5</sup>Capacities reported as "unlimited" by Dietetics programs at Texas Women's University (enrollment 31) and North Texas State University (enrollment 11).

<sup>6</sup>Graduates not reported and capacity reported as unlimited by medical art program at Texas Women's University (enrollment 3).

# NORTH EAST TEXAS STATE PLANNING REGION

POPULATION: 198,374



Texarkana in Bowie County is the Northeastern gateway to Texas. Major state and national highways come from Oklahoma, Arkansas, and Louisiana to converge at the city that straddles the Texas-Arkansas border. It is the focal point of influence for the nine counties (5,831 square miles) in the North East Texas Planning Region.

The region combines parts of the Post Oak Belt, Piney Wood, and Blackland Prairie, and features livestock, poultry, cotton and dairy farming. Hopkins County is the top dairy county in the state. There are small quantities of petroleum and natural gas in the region.

North Texas Planning Region has 3,977 allied health employees working for 333 health employers. The region has

hospitals, 16 nursing homes, and 162 medical doctors are the major employers of allied health workers.

Needs were expressed for 801 fulltime allied health personnel in addition to those currently employed for 1971. The most immediate needs for allied health manpower are in nursing services. By 1971, North East Texas Planning Region needs 124 more licensed vocational nurses; 120 more registered nurses; and 84 more nursing aides, orderlies, and attendants. There is also need for 34 more therapeutic services employees by 1971. This is an increase of 63 percent over the present number of therapeutic services workers.

	Hospitals	Nursing Homes	Public Health	Higher Educ	Secondary Educ	Home Health Ctr	Laboratories	Doc of Medicine	Doc of Dentistry	Doc of Osteo	Doc of Podiatry	Doc of Optom	MH/MR	TOTALS
NUMBER SURVEYED	18	26	3	2	13	1	3	162	66	18	1	19	1	333
NUMBER RETURNED	16	22	3	2	13	1	3	103	53	13	1	15	1	246
PERCENTAGE	88.9	84.6	100.0	100.0	100.0	100.0	100.0	63.6	80.3	72.3	100.0	79.0	100.0	73.9

TABLE 31 ALLIED HEALTH MANPOWER, NORTH EAST TEXAS

Occupation	Full-time Employees	Part-time Employees	Full-time Equivalent	Funded Open Vacancies	Additional Anticipated Vacancies for 1971	Percent of Funded Positions Vacant	Rate per 100,000 Population
1.00 Dietitian, ADA	13	20	16		4	0.0	8.08
1.01 Dietitian, Other	15	2	15		2	0.0	7.58
1.10 Food Ser Mgr	26	4	27			0.0	13.64
2.00 MT, ASCP	47	7	49	4	8	7.5	24.75
2.01 MT, AMT	28		28		3	0.0	14.14
2.02 MT, Other	11	8	15		16	0.0	7.58
2.10 Cyto, ASCP	2		2			0.0	1.01
2.11 Cyto, Other	2		2			0.0	1.01
2.20 Histo, ASCP	2		2			0.0	1.01
2.21 Histo, Other	4		4		2	0.0	2.02
2.30 EKG	3		3			0.0	1.52
2.40 EEG		2	1			0.0	.51
2.50 CLA	5	2	6		2	0.0	3.03
2.51 Lab Asst/Aide	37	11	42	2	10	4.5	21.21
3.00 RT, ARRT	32	3	34		13	0.0	17.17
3.01 RT, Other	33	12	38		22	0.0	19.19
3.10 X-Ray Asst	8	6	10		3	0.0	5.05
3.20 Rad Therapy, ARRT	2		2		2	0.0	1.01
3.30 Rad Therapy Asst		2	1			0.0	0.51
4.00 MRL, AAMRL	4	4	5	2	2	28.6	2.53
4.01 MRL, Other	9		9			0.0	4.55

Occupation	Full-time Employees	Part-time Employees	Full-time Equivalent	Funded Open Vacancies	Additional Anticipated Vacancies for 1971	Percent of Funded Positions Vacant	Rate per 100,000 Population
4.10 MRT, AAMRL	4	2	5		2	0.0	2.53
4.11 MRT, Other	17	2	18		4	0.0	9.10
4.20 Med Lib, MLA	2		2			0.0	1.01
4.21 Med Lib, Other	2	2	3			0.0	1.52
4.30 MRL, Nursing Home	2	2	2			0.0	1.01
5.20 PT, APTA/ARPT	3	4	5	2	2	28.6	2.53
5.21 PT, Other	2	2	3			0.0	1.52
5.30 PTA	4		4		3	0.0	2.02
5.40 Speech Path, ASHA					2		
5.60 IT, ARIT	2		2	3	2	60.0	1.01
5.61 IT, Other	19	4	21		10	0.0	10.61
5.70 Social Wkr, Masters	14	4	15	3	3	16.7	7.58
5.71 Social Wkr, Other		4	1		2	0.0	0.51
5.80 Social Wkr, Asst	2	2	3		2	0.0	1.52
6.00 Pharmacists	6	7	8	2	2	20.0	4.04
6.10 Pharmacy Asst	24	3	26			0.0	13.13
7.00 RN	324	63	350	40	80	10.3	176.77
7.10 LVN	554	60	583	35	89	5.7	294.44
7.20 Aides/Orderlies	745	72	781	24	60	3.0	394.44
7.30 Surgical Tech Aide	24	2	25	2	7	7.4	12.63
8.00 Medical Typist	19	2	20	2	7	9.1	10.10
8.00 Med Asst, AAMA	19	4	21		2	0.0	10.61
8.01 Med Asst, Other	112	10	117		2	0.0	59.09
8.10 Ward Clerk	60	15	69		26	0.0	34.85
8.20 Den Asst, AADA	2		2			0.0	1.01
8.21 Den Asst, Other	67	17	76	2	4	2.6	38.38
8.30 Den Lab Tech	3	3	5	2		28.6	2.53
8.40 Den Hygienist	3	8	4	4	3	50.0	2.02
8.81 Optom Asst	12	7	14		2	0.0	
8.83 Optom Lab Tech	2		2		2	0.0	1.01
8.84 Dispen Optician	9	2	11		3	0.0	7.07
8.91 Pod Asst, Other	1		1			0.0	0.50
8.50 Other Pro & Tech	8	2	9			0.0	4.54
9.00 Food Service	193	45	211		29	0.0	106.57
9.10 Laundry	43	7	46	2	19	4.2	23.23
9.20 Housekeeping	217	21	227		46	0.0	114.65
9.30 Maintenance	70	14	76	3	19	3.8	38.38
9.40 Management	50	2	51		3	0.0	25.76
9.45 Mgr, Long-term Fac	27	2	28	2		6.7	14.14
9.50 Secretarial, Clerical	279	27	290	2	20	0.7	146.46
9.60 Other Non-Pro & Tech	213	29	228		117	0.0	115.15

### ALLIED HEALTH EDUCATION

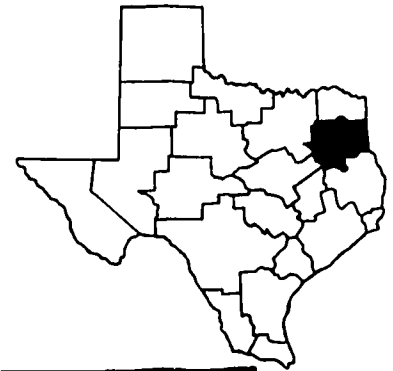
TABLE 32 ALLIED HEALTH EDUCATION PROGRAMS, NORTH EAST TEXAS REGION

Type of Program		Number of Programs		Approved Student Capacity	1970 Graduates	Current Student Enrollment				Total
		Surveyed	Returns			1st yr	2nd yr	3rd yr	4th yr	
RN - Assoc.	RN	2	2	1	52	101	47			148
LVN	LVN	5	5	103	43	103				103
Cert. Lab Asst.	CLA	1	1	4	0	2	2			4
Medical Tech.	MT	1	1	15	2				5	1
Radiologic Tech.	RT	2	2	16	6	7	9			16

<sup>1</sup>Capacities for Paris Junior College (enrollment 66) and Texarkana College (enrollment 82) R.N. Programs were not reported.

# EAST TEXAS STATE PLANNING REGION

POPULATION: 422,954



The 14-counties (10,000 square miles) of the East Texas Planning Region share the common heritage of North Piney Woods which have absorbed the bustle of commerce and industry without sacrificing their beauty.

East Texas is southwestern in its outlook with lumber, livestock, and moderate petroleum and natural gas production superseding cotton as the economic mainstay. Longview is the oil-producing seat of Gregg County and with Tyler is a center for the region, sharing marketing facilities, communication facilities, industrial and financial ties with the other counties.

East Texas Planning Region has 9,473 allied health employees working for 734 major health employers. Over 50

percent of the major health employers work in Smith and Gregg Counties. The region's 39 hospitals, 56 nursing homes, and 363 medical doctors are the major employers of allied health workers.

Needs were expressed for 892 full-time allied health personnel in addition to those currently employed, for 1971. The most immediate needs for allied health manpower are in nursing services. By 1971, East Texas Planning Region needs 193 registered nurses; 171 licensed vocational nurses; and 90 nursing aides, orderlies, and attendants. There is also need for 51 more therapeutic services employees by 1971. This is an increase of 29 percent over the present number of therapeutic services workers.

	HOSPITALS	Nursing Homes	Public Health	Home Health Ctr	Laboratories	Higher Educ	Secondary Educ	Phys of Medicine	Phys of Osteo	Phys of Dentistry	Phys Podiatry	Doc of Optom	MM/MR	TOTALS
NUMBER SURVEYED	39	56	5	2	7	11	32	63	27	149	5	36	2	734
NUMBER RETURNED	29	45	5	0	6	9	31	50	17	117	4	25	2	540
PERCENTAGE	74.3	80.3	100.0	0.0	85.7	81.8	96.8	68.5	62.9	78.5	80.0	69.4	100.0	73.6

TABLE 33 ALLIED HEALTH MANPOWER, EAST TEXAS REGION

Occupation	Full-time Employees	Part-time Employees	Full-time Equivalent	Funded Open Vacancies	Additional Anticipated Vacancies for 1971	Percent of Funded Positions Vacant	Rate per 100,000 Population
1.00 Dietitian, ADA	16	30	20		3	0.0	4.73
1.01 Dietitian, Other	54	24	60	4	4	6.3	14.18
1.10 Food Ser Mgr	57	6	59	3	2	4.8	13.95
2.00 MT, ASCP	55	18	62	7	12	10.1	14.66
2.01 MT, AMT	76	11	78	3	3	3.7	18.44
2.02 MT, Other	28	7	31			0.0	7.33
2.10 Cyto, ASCP	2		2			0.0	0.47
2.20 Histo, ASCP	3		3			0.0	0.71
2.21 Histo, Other	15	2	16			0.0	3.78
2.30 EKG	8	2	7			0.0	1.65
2.40 EEG	4		4			0.0	0.95
2.51 Lab Asst/Aide	62	26	73	2	8	2.7	17.26
3.00 RT, ARRT	55	13	61	5	3	7.6	14.42
3.01 RT, Other	37	4	39	1		2.5	9.22
3.10 X-Ray Asst	21	7	23			0.0	5.44
3.20 Rad Therapy, ARRT	4		4			0.0	0.95
4.00 MRL, AAMRL	7	5	8	2		20.0	1.89
4.01 MRL, Other	17	3	18		2	0.0	4.26
4.10 MRT, AAMRL	4		4			0.0	0.95
4.11 MRT, Other	7	4	9			0.0	2.13
4.21 Med Lib, Other	13	5	15		3	0.0	3.55
4.30 MRL, Nursing Home	7	9	8			0.0	1.89

Occupation	Full-time Employees	Part-time Employees	Full-time Equivalent	Funded Open Vacancies	Additional Anticipated Vacancies for 1971	Percent of Funded Positions Vacant	Rate per 100,000 Population
5.00 OT, AOTA	3		3			0.0	0.71
5.01 OT, Other		4	2			0.0	0.47
5.10 OTA, AOTA	2		2	2	2	50.0	0.47
5.11 OTA, Other	4		4			0.0	0.95
5.20 PT, APTA/ARPT	8	5	9	3	5	25.0	2.13
5.21 PT, Other	3		3			0.0	0.71
5.30 PTA	13	2	13	2	5	13.3	3.07
5.40 Speech Path, ASHA	3	3	4			0.0	0.95
5.41 Speech Path, Other					3		
5.50 Recreation Therapy	3	8	6	2	2	25.0	1.42
5.60 IT, ARIT	2		2	2	5	50.0	0.47
5.61 IT, Other	36	2	37	2	6	5.1	8.75
5.70 Social Wkr, Masters	16	4	17	4		19.1	4.02
5.71 Social Wkr, Other	19	8	20	4	2	16.7	4.73
5.80 Social Wkr, Asst	10		10			0.0	2.36
6.00 Pharmacists	24	22	30	4	3	11.8	9.78
6.10 Pharmacy Asst	15	9	19	3	3	13.6	4.49
7.00 RN	530	117	580	117	76	16.8	137.12
7.10 LVN	1,214	187	1,293	64	107	4.7	305.61
7.20 Aides/Orderlies	2,154	261	2,322	29	61	1.2	548.94
7.30 Surgical Tech Aide	44	6	46	3	11	6.1	10.87
8.00 Medical Typist	54	11	59	5	8	7.8	13.95
8.00 Med Asst, AAMA	34	3	35	2	2	5.4	8.27
8.01 Med Asst, Other	122	11	130	3	5	2.3	30.73
8.10 Ward Clerk	72	10	77	15	18	16.3	18.20
8.20 Den Asst, AADA	25	2	26	2	3	6.3	7.09
8.21 Den Asst, Other	152	28	164	8	17	4.7	38.77
8.30 Den Lab Tech	8	370	196	2	2	1.0	46.34
8.40 Den Hygienist	11	12	14	11	12	44.0	3.31
8.81 Optom Asst	24	5	26		5	0.0	6.15
8.82 Optom Tech	2		2			0.0	0.47
8.83 Optom Lab Tech	5	2	5			0.0	1.18
8.84 Dispens Optician	16		16			0.0	3.78
8.90 Pod Asst, ARPA	2		2			0.0	0.47
8.91 Pod Asst, Other	8	4	10			0.0	2.36
8.50 Other Pro & Tech	19	1	19			0.0	4.49
9.00 Food Service	597	93	635	6	19	0.9	150.12
9.10 Laundry	132	12	136	3	9	2.2	32.15
9.20 Housekeeping	447	47	477	4	29	0.8	112.77
9.30 Maintenance	175	32	187	3	12	1.6	44.21
9.40 Management	153	8	156		2	0.0	36.88
9.45 Mgr, Long-term Fac	51	2	52		3	0.0	12.29
9.50 Secretarial, Clerical	735	109	787	9	30	1.1	186.05
9.60 Other Non-Pro & Tech	305	93	347	25	19	6.7	82.03

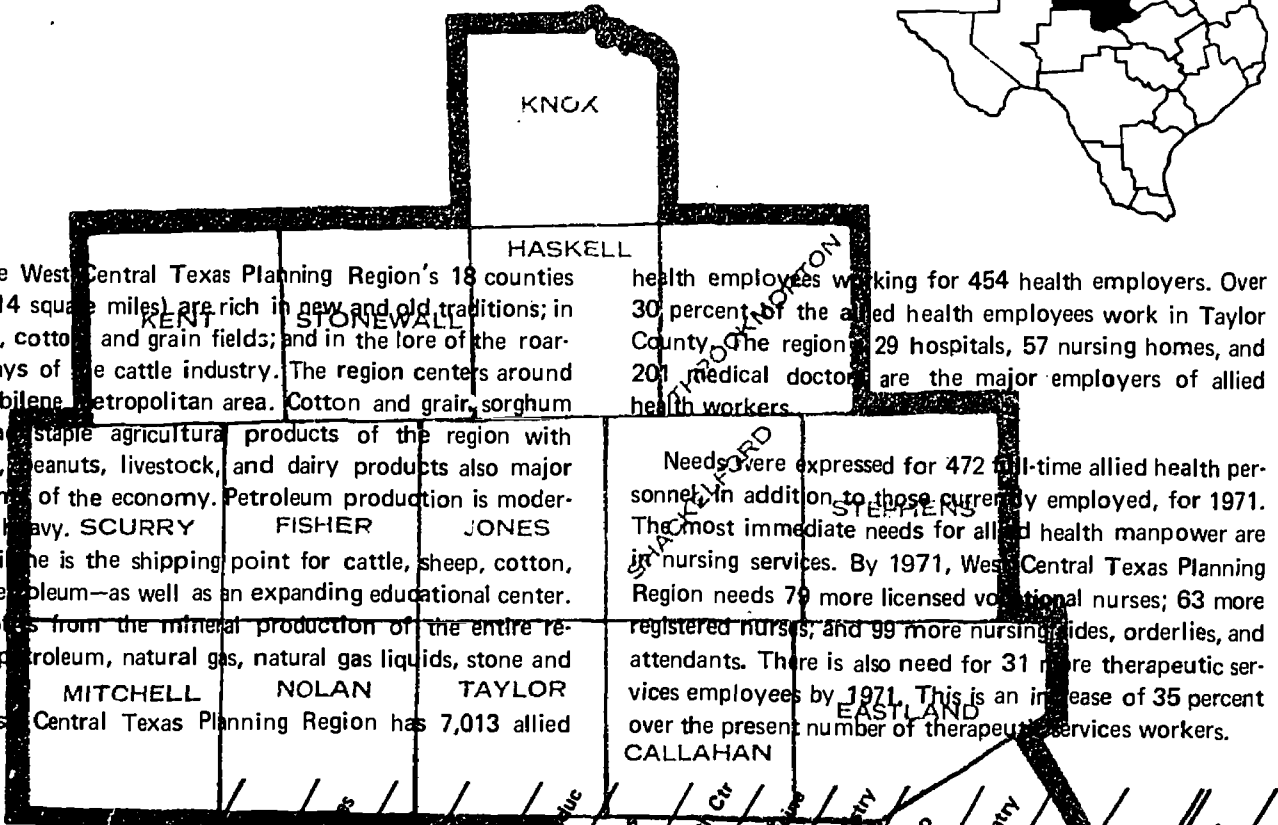
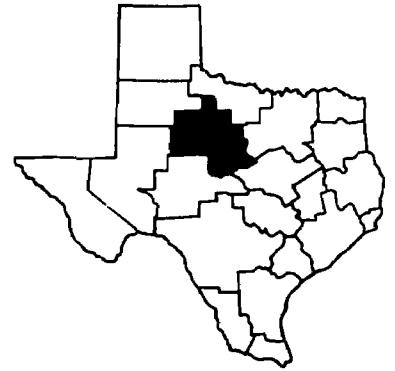
### ALLIED HEALTH EDUCATION

TABLE 34 ALLIED HEALTH EDUCATION PROGRAMS, EAST TEXAS REGION

Type of Program		Number of Programs		Approved Student	1970	Current Student Enrollment				Total
		Surveyed	Returns	Capacity	Graduates	1st yr	2nd yr	3rd yr	4th yr	
RN - Diploma	RN	1	1	120	27	58	33	27		118
RN - Assoc.	RN	1	1	60	0	36	24			60
LVN	LVN	10	10	213	117	158	29			187
Opr. Room Tech.	ORT	1	1	0	0	0	0			0
Medical Tech.	MT	1	1	2	0	0	0			0
Radiologic Tech.	RT	2	2	16	6	5	8			13
Dental Hygienist	DH	1	1	80	0	38	28			66

# WEST CENTRAL TEXAS STATE PLANNING REGION

POPULATION: 260,319



The West Central Texas Planning Region's 18 counties (16,814 square miles) are rich in new and old traditions; in wheat, cotton and grain fields; and in the lore of the roaring days of the cattle industry. The region centers around the Abilene metropolitan area. Cotton and grain, sorghum are the staple agricultural products of the region with wheat, peanuts, livestock, and dairy products also major elements of the economy. Petroleum production is moderate to heavy. Abilene is the shipping point for cattle, sheep, cotton, and petroleum—as well as an expanding educational center. It grows from the mineral production of the entire region—petroleum, natural gas, natural gas liquids, stone and gravel. West Central Texas Planning Region has 7,013 allied

health employees working for 454 health employers. Over 30 percent of the allied health employees work in Taylor County. The region has 29 hospitals, 57 nursing homes, and 201 medical doctors are the major employers of allied health workers.

Needs were expressed for 472 full-time allied health personnel in addition to those currently employed, for 1971. The most immediate needs for allied health manpower are in nursing services. By 1971, West Central Texas Planning Region needs 79 more licensed vocational nurses; 63 more registered nurses; and 99 more nursing aides, orderlies, and attendants. There is also need for 31 more therapeutic services employees by 1971. This is an increase of 35 percent over the present number of therapeutic services workers.

NUMBER SURVEYED  
NUMBER RETURNED  
PERCENTAGE

	Hospitals	Nursing Homes	Public Health	Higher Education	Secondary Education	Laboratories	Home Health Ctr	Doc of Medicine	Doc of Dentistry	Doc of Optom	Doc of Podiatry	Doc of Optom	Doc of Optom	Doc of Optom	TOTALS
NUMBER SURVEYED	29	57	4	6	18	3	0	201	92	13	2	26	2	2	454
NUMBER RETURNED	26	45	3	6	18	2	0	132	75	8	2	20	2	2	339
PERCENTAGE	89.6	79.0	75.0	100.0	100.0	66.7	0.0	65.7	81.5	61.5	100.0	77.0	66.7	66.7	74.6

TABLE 35 ALLIED HEALTH MANPOWER, WEST CENTRAL TEXAS

Occupation	Full-time Employees	Part-time Employees	Full-time Equivalent	Funded Open Vacancies	Additional Anticipated Vacancies for 1971	Percent of Funded Positions Vacant	Rate per 100,000 Population
1.00 Dietitian, ADA	21	36	26	3		10.3	10.00
1.01 Dietitian, Other	20	3	20			0.0	7.69
1.10 Food Ser Mgr	60	2	60			0.0	23.08
2.00 MT, ASCP	48	16	56			0.0	21.54
2.01 MT, AMT	46	15	56	4	3	6.7	21.54
2.02 MT, Other	18	8	23	4		14.8	8.84
2.10 Cyto, ASCP	2	3	3			0.0	1.15
2.21 Histo, Other	3		3			0.0	1.15
2.30 EKG	7	7	11			0.0	4.23
2.50 CLA	2	2	3	3	3	50.0	1.15
2.51 Lab Asst/Aide	38	4	40	2	2	4.8	15.38
3.00 RT, ARRT	46	10	50	2	5	3.8	19.23
3.01 RT, Other	37	7	39	2	2	4.9	15.00
3.10 X-Ray Asst	14	5	16			0.0	6.15
3.20 Rad Therapy, ARRT		2	2			0.0	.77
4.00 MRL, AAMRL	2	6	4		3	0.0	1.54
4.01 MRL, Other	12	4	13		9	0.0	5.00
4.10 MRT, AAMRL	6	1	7			0.0	2.69
4.11 MRT, Other	22	4	24			0.0	9.23
4.21 Med Lib, Other	4		4			0.0	1.54
4.30 MRL, Nursing Home		2	0		2		
5.00 OT, AOTA	2		2			0.0	0.77



Occupation	Full-time Employees	Part-time Employees	Full-time Equivalent	Funded Open Vacancies	Additional Anticipated Vacancies for 1971	Percent of Funded Positions Vacant	Rate per 100,000 Population
5.01 OT, Other	2		2			0.0	0.77
5.10 OTA, AOTA				2		100.0	0.00
5.11 OTA, Other	3		3		2	0.0	1.15
5.20 PT, APTA/ARPT	10		13	2	3	13.3	5.00
5.21 PT, Other	4	2	4			0.0	1.54
5.30 PTA	15	3	16	2	2	11.1	6.15
5.40 Speech Path, ASHA	3		3			0.0	1.15
5.50 Recreation Therapy	3		3			0.0	1.15
5.60 IT, ARIT	3		3	2	3	40.0	1.15
5.61 IT, Other	32	4	35		7	0.0	13.46
5.70 Social Wkr, Masters	8	8	9		2	0.0	3.46
5.71 Social Wkr, Other	13	9	14	2		12.5	5.38
6.00 Pharmacists	9	19	14	2		12.5	5.38
6.10 Pharmacy Asst	5	7	9			0.0	3.46
7.00 RN	371	68	399	31	32	7.2	153.46
7.10 LVN	921	111	978	26	53	2.6	376.15
7.20 Aides/Orderlies	1,873	256	2,000	48	51	2.3	769.23
7.30 Surgical Tech Aide	21	2	22			0.0	8.46
8.00 Medical Typist	18	4	19			0.0	7.31
8.00 Med Asst, AAMA	11		11	2	2	0.0	4.23
8.01 Med Asst, Dther	72	7	75		2	0.0	28.85
8.10 Ward Clerk	46	3	47	5	12	9.6	18.08
8.20 Den Asst, AADA	14	5	18			0.0	6.92
8.21 Den Asst, Other	89	31	101	3	8	2.9	34.85
8.30 Den Lab Tech	9	3	9	4		30.8	3.46
8.40 Den Hygienist	3	4	5	3	2	37.5	1.92
8.81 Optom Asst	15	10	19	2	3	9.5	7.31
8.83 Optom Lab Tech	2		2			0.0	0.77
8.84 Dispens Optician	3	2	4			0.0	1.54
8.50 Other Pro & Tech	17		17	6		26.1	6.54
9.00 Food Service	531	123	580	5	23	0.9	223.08
9.10 Laundry	98	21	115		2	0.0	44.23
9.20 Housekeeping	313	55	339	3	18	0.9	130.39
9.30 Maintenance	149	19	157	3	5	1.9	60.39
9.40 Management	78	13	83	2		2.4	31.92
9.45 Mgr, Long-term Fac	48	4	49	2	2	3.9	18.85
9.50 Secretarial, Clerical	465	67	497	20	11	3.9	191.15
9.60 Other Non-Pro & Tech	253	74	290		2	0.0	111.54

### ALLIED HEALTH EDUCATION

TABLE 36 ALLIED HEALTH EDUCATION PROGRAMS, WEST CENTRAL TEXAS

Type of Program		Number of Programs		Approved Student	Current Student Enrollment					Total	
		Surveyed	Returns	Capacity	1970 Graduates	1st yr	2nd yr	3rd yr	4th yr		Grad Students
RN - Diploma	RN	1	1	80	17	52	25	27			104
LVN	LVN	8	8	105	91	88					88
Opr. Room Tech.	ORT	1	1	6	5	3					3
Medical Tech.	MT	1	1	12	3				3	3	6
Cytotechnologist	CT	1	1	2	0			0			0
Radiologic Tech.	RT	1	1	6	5	2	3				5
Case Worker (bach)	CW	1	1	1	6	14	12	12	16	2	56
Medical Record Tech.	MRT	1	1	8	8	8					8

<sup>1</sup>Capacity not reported for Abilene Christian College caseworker program (enrollment 56).

# UPPER RIO GRANDE TEXAS STATE PLANNING REGION

POPULATION: 366,462



From the Big Bend National Park at its southeastern tip to El Paso the six-county (21,778 square miles) Upper Rio Grande Planning Region embraces the State's tallest mountains, secluded canyons, unspoiled parks, towns, ghost towns, parched desert, 2,500 varieties of growing plants, mountain resorts, and the lazy Rio Grande.

The region is ranching country with mule deer, coyotes, foxes, and other wild animals visible along with beef and dairy cattle, sheep, and goats. It is farming country that produces, with the help of irrigation, fine long-staple cotton and alfalfa. It is mineral-rich country with petroleum and natural gas south of the Reeves-Pecos County lines and scattered deposits of lead, silver, manganese, and barite are found elsewhere.

Almost 95 percent of the region's people reside in the City of El Paso. A great manufacturing and distribution center, El Paso is also one of the fastest growing cities in Texas and is a major tourist attraction.

Upper Rio Grande Planning Region has 6,844 allied health employees working for 537 health employers. Over 95 percent of the allied health employers work in El Paso

County. The region's 16 hospitals, 10 nursing homes, and 330 medical doctors are the major employers of allied health employees.

Needs were expressed for 549 full-time allied health personnel, in addition to those currently employed, for 1971. The most immediate needs for allied health manpower are in nursing services. By 1971, Upper Rio Grande Planning Region needs 56 registered nurses; 34 licensed vocational nurses; and 91 nursing aides, orderlies, and attendants. There is also need for 17 more therapeutic services employees. This is an increase of 20 percent over the present number of therapeutic services workers.

	Hospitals	Nursing Homes	Public Health	Home Health Ctr	Laboratories	Higher Educ	Secondary Educ	Doc of Medicine	Doc of Osteo	Doc of Podiatry e	Doc of Optom	Doc of Dentistry	MLJ/MR	OT's
NUMBER SURVEYED	16	10	2	1	5	2	18	330	13	6	26	107	1	537
NUMBER RETURNED	12	8	1	1	4	2	1	192	6	6	20	81	1	349
PERCENTAGE	75.0	80.0	50.0	100.0	80.0	100.0	83.3	58.2	46.2	100.0	76.9	75.7	100.0	65.0

TABLE 37 ALLIED HEALTH MANPDWER, UPPER RIO GRANDE REGION

Occupation	Full-time Employees	Part-time Employees	Full-time Equivalent	Funded Open Vacancies	Additional Anticipated Vacancies for 1971	Percent of Funded Positions Vacant	Rate per 100,000 Population
1.00 Dietitian, ADA	12	7	13	2		13.3	3.55
1.01 Dietitian, Other	6		6			0.0	1.64
1.10 Food Ser Mgr	10		10			0.0	2.73
2.00 MT, ASCP	64	8	68	27	10	28.4	18.58
2.01 MT, AMT	62	20	70	10	4	12.5	19.13
2.02 MT, Other	86	18	95	6	3	5.9	25.96
2.10 Cyto, ASCP	7		7			0.0	1.91
2.11 Cyto, Other	6		6			0.0	1.64
2.20 Histo, ASCP	5		5			0.0	1.37
2.21 Histo, Other	10		10			0.0	2.73
2.30 EKG	16		16			0.0	4.37
2.40 EEG	9		9			0.0	2.46
2.50 CLA	22	5	24	6	3	20.0	6.56
2.51 Lab Asst/Aide	62	26	73	1	4	1.4	19.9
3.00 RT, ARRT	72	9	76	3	5	3.8	20.77
3.01 RT, Other	53	4	54		4	0.0	14.75
3.10 X-Ray Asst	23	3	24			0.0	6.56
3.20 Rad Therapy, ARRT	3		3			0.0	0.82
3.21 Rad Therapy, Other	6		6			0.0	1.64

Occupation	Full-time Employees	Part-time Employees	Full-time Equivalent	Funded Open Vacancies	Additional Anticipated Vacancies for 1971	Percent of Funded Positions Vacant	Rate per 100,000 Population
4.00 MRL, AAMRL	6	3	6			0.0	1.64
4.01 MRL, Other	8		8			0.0	2.19
4.10 MRT, AAMRL	3		3			0.0	0.82
4.11 MRT, Other	33	5	36	3	2	7.7	9.84
4.20 Med Lib, MLA	4		4			0.0	1.09
4.30 MRL, Nursing Home	3	2	3			0.0	0.82
5.00 OT, AOTA	8		8	2	2	20.0	2.19
5.01 OT, Other		2	1				0.28
5.11 OTA, Other	9	2	10			0.0	2.73
5.20 PT, APTA/ARPT	11	3	11		2	0.0	3.01
5.21 PT, Other	4		4			0.0	1.09
5.30 PTA	21	3	22			0.0	6.01
5.40 Speech Path, ASHA	2		2	2		50.0	0.55
5.50 Recreation Therapy	4	2	5		2	0.0	1.37
5.60 IT, ARIT	6		6			0.0	1.64
5.61 IT, Other	48	5	52	2	2	3.7	14.21
5.70 Social Wkr, Masters	12		12	3		20.0	3.28
5.71 Social Wkr, Other	23	3	23			0.0	6.28
5.80 Social Wkr, Asst	16		16			0.0	4.37
6.00 Pharmacists	38	15	43	2	3	4.4	11.75
6.10 Pharmacy Asst	38		38			0.0	10.38
7.00 RN	714	137	771	13	43	1.7	210.66
7.10 LVN	330	59	357	10	24	2.7	97.54
7.20 Aides/Orderlies	1,045	111	1,100	2	89	0.2	300.55
7.30 Surgical Tech Aide	71	6	73	2	2	2.7	19.95
7.40 Home Health Aide	1	2	1			0.0	0.27
8.00 Medical Typist	60	5	62		2	0.0	16.94
8.00 Med Asst, AAMA	42		42		7	0.0	11.48
8.01 Med Asst, Other	155	14	164	2	4	1.2	44.81
8.10 Ward Clerk	106	7	110	4	11	3.5	30.05
8.20 Den Asst, AADA	36		36	3	3	7.7	9.84
8.21 Den Asst, Other	150	12	156	3	12	1.9	42.62
8.30 Den Lab Tech	26	2	26	4		13.3	7.10
8.40 Den Hygienist	12	11	16	3	12	15.8	4.37
8.81 Optom Asst	21	3	23		4	0.0	6.28
8.82 Optom Tech	10	2	10			0.0	2.73
8.83 Optom Lab Tech	19		19		3	0.0	5.19
8.84 Dispen Optician	24	3	25		3	0.0	6.83
8.90 Pod Asst, ARPA					1	0.0	0.00
8.91 Pod Asst, Other	7	3	8		2	0.0	2.19
8.50 Other Pro & Tech	62	3	64	15	7	19.0	17.49
9.00 Food Service	435	71	463	3	29	0.6	126.50
9.10 Laundry	103	7	106		7	0.0	28.96
9.20 Housekeeping	358	8	362	5	17	1.4	98.91
9.30 Maintenance	145	4	146	7	4	4.6	39.89
9.40 Management	103		103	2	4	1.9	28.14
9.45 Mgr, Long-term Fac	10		10		2	0.0	2.73
9.50 Secretarial, Clerical	653	58	677	15	37	2.2	184.97
9.60 Other Non-Pro & Tech	572	67	601	3	9	0.5	164.21

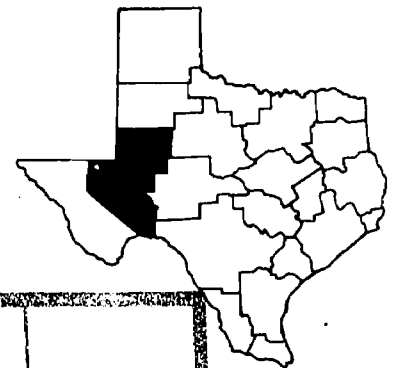
### ALLIED HEALTH EDUCATION

TABLE 38 ALLIED HEALTH EDUCATION PROGRAMS, UPPER RIO GRANDE REGION

Type of Program		Number of Programs		Approved Student Capacity	1970 Graduates	Current Student Enrollment				Total	
		Surveyed	Returns			1st yr	2nd yr	3rd yr	4th yr		Grad Students
RN - Diploma	RN	1	1	225	41	91	50	52		193	
LVN	LVN	2	2	132	78	88				88	
Medical Tech.	MT	2	2	6	2				2	2	
Radiologic Tech.	RT	3	3	24	8	15	7			22	
Inhalation Ther.	IT	1	1	5	0	5				5	
Case Worker (bach)	CW	1	1	100	-1	19	19	26	29	2	95

# PERMIAN BASIN TEXAS STATE PLANNING REGION

POPULATION: 298,467



Located in the High Plains, Edwards Plateau, Mountain and Basin areas of the State, the 17-county (23,515 square miles) Permian Basin State Planning Region generates the highest total production of petroleum and natural gas of any region in Texas. Cattle ranching is also a major staple in the economy. Good cotton yields are found in the south-western portions, including Reeves, Pecos, Midland, and Upton counties. Pecos and Terrell Counties are centers for sheep and goat ranching.

Midland and Odessa are twin regional urban centers. Midland was established in 1880 and its quiet agricultural existence ended abruptly in 1923 when the Permian Basin opened its oil treasure. Hundreds of petroleum and related business concerns including 106 major health employers, today list a Midland address. Odessa in Ector County is oil-oriented, and it was oil that made it the only city in the nation to double its population every ten years for four

decades. The Permian Basin Planning Region has 5,48 allied health employees working for 408 health employers. Over 50 percent of the health employers and employees work in Ector and Midland Counties. The region's 21 hospitals, 15 nursing homes, and 222 medical doctors are the major employers of allied health workers.

Needs were expressed for 489 full-time allied health personnel, in addition to those currently employed, for 1971. The most immediate needs for allied health manpower are in nursing services. By 1971, Permian Basin Planning Region needs 118 more registered nurses, 75 more licensed vocational nurses; and 67 more nursing aides, orderlies, and attendants. There is also need for 25 more therapeutic services employees by 1971. This is an increase of 36 percent over the present number of therapeutic services workers.

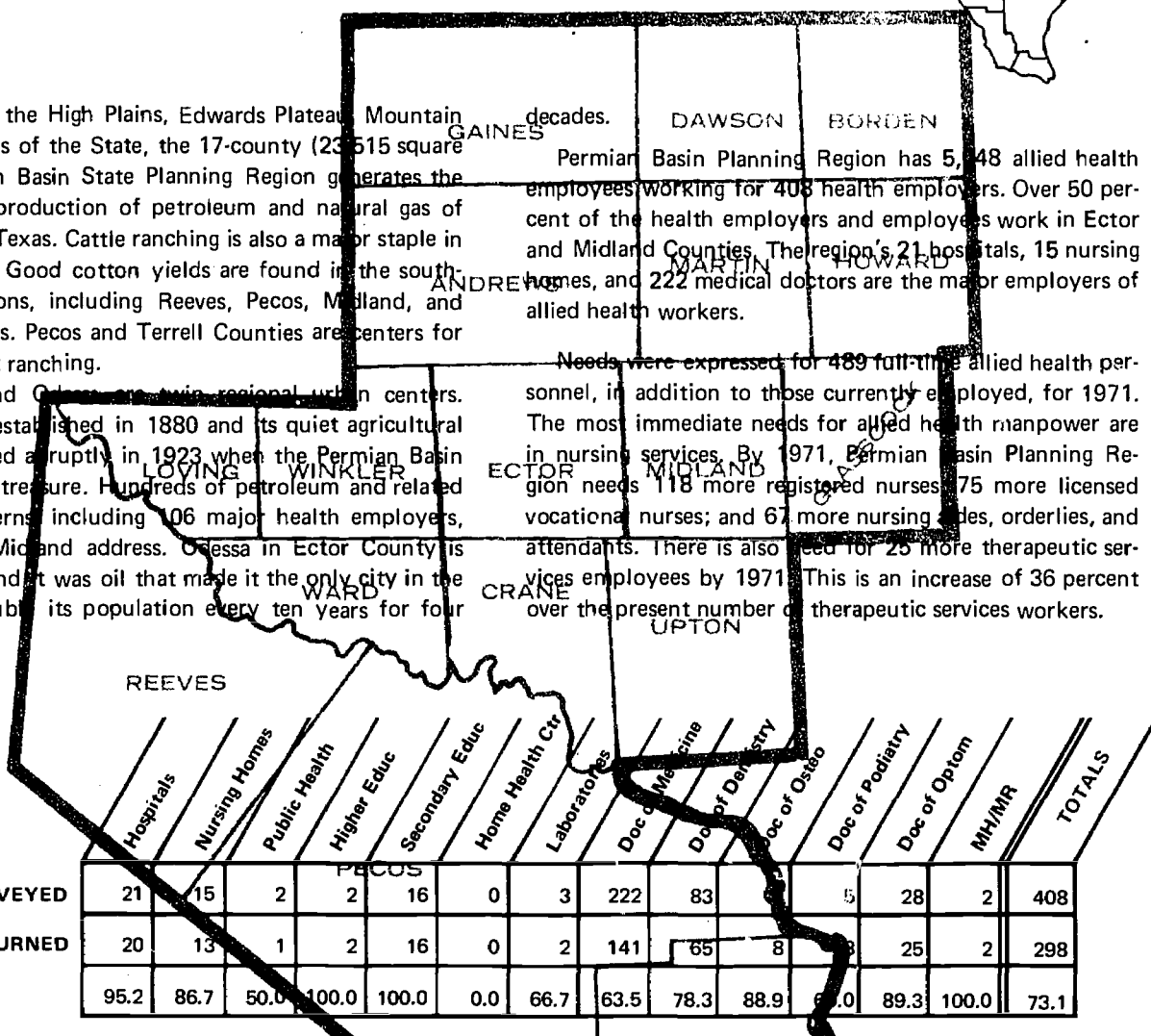


TABLE 39 ALLIED HEALTH MANPOWER, PERMIAN BASIN

Occupation	Full-time Employees	Part-time Employees	Full-time Equivalent	Funded Open Vacancies	Additional Anticipated Vacancies for 1971	Percent of Funded Positions Vacant	Rate per 100,000 Population
1.00 Dietitian, ADA	8	10		4		30.8	3.02
1.01 Dietitian, Other	21	5	22			0.0	7.38
1.10 Food Ser Mgr	30	3	31	2		6.1	10.40
2.00 MT, ASCP	57	22	66		8	15.4	22.15
2.01 MT, AMT	64	7	67			0.0	22.48
2.02 MT, Other	17	2	18			0.0	6.04
2.10 Cyto, ASCP	2		2			0.0	0.67
2.20 Histo, ASCP	3		3			0.0	1.00
2.21 Histo, Other	2		2			0.0	0.67
2.30 EKG	3	2	4	2	2	33.3	1.34
2.40 EEG	3		3		2	0.0	1.00
2.50 CLA	3		3		3	0.0	1.01
2.51 Lab Asst/Aide	46	10	48	2	3	4.0	16.11
3.00 RT, ARRT	39	5	41	5	5	10.9	13.76
3.01 RT, Other	33	4	34		5	0.0	11.41
3.10 X-Ray Asst	13		13		3	0.0	4.36
3.20 Rad Therapy, ARRT					2		
3.30 Rad Therapy Asst					2		

Occupation	Full-time Employees	Part-time Employees	Full-time Equivalent	Funded Open Vacancies	Additional Anticipated Vacancies for 1971	Percent of Funded Positions Vacant	Rate per 100,000 Population
4.00 MRL, AAMRL		2		2	2	100.0	0.0
4.01 MRL, Other	13		13	2	2	13.3	4.36
4.10 MRT, AAMRL	6		6			0.0	2.01
4.11 MRT, Other	24	3	27		4	0.0	8.39
4.20 Med Lib, MLA	2		2			0.0	0.67
4.21 Med Lib, Other	4		4			0.0	1.34
4.30 MRL, Nursing Home		2	0				
5.00 OT, AOTA	2		2			0.0	0.67
5.20 PT, APTA/ARPT	7	3	8	2	3	20.0	2.69
5.30 PTA	15	2	15		3	0.0	5.03
5.50 Recreation Therapy	2		2			0.0	0.67
5.60 IT, ARIT					3		
5.61 IT, Other	24	3	26		4	0.0	8.72
5.70 Social Wkr, Masters	5	4	7		2	0.0	2.35
5.71 Social Wkr, Other	3		3			0.0	1.00
5.80 Social Wkr, Asst	7		7		2	0.0	2.35
6.00 Pharmacists	7	6	9	2	2	18.2	3.02
6.10 Pharmacy Asst	10	3	13		2	0.0	4.36
7.00 RN	461	90	499	68	50	12.0	167.45
7.10 LVN	723	84	767	33	42	4.1	257.38
7.20 Aides/Orderlies	817	101	867	18	49	2.0	290.94
7.30 Surgical Tech Aide	44	2	45	4	2	8.2	15.10
8.00 Medical Typist	30		30	3	3	9.1	10.07
8.00 Med Asst, AAMA	18	4	21	2		8.7	7.05
8.01 Med Asst, Other	59	10	62			0.0	20.81
8.10 Ward Clerk	52	8	55	2	3	3.5	18.46
8.20 Den Asst, AADA	18		18			0.0	6.04
8.21 Den Asst, Other	98	17	107		6	0.0	35.91
8.30 Den Lab Tech	8		8	2		20.0	2.68
8.40 Den Hygienist	7	3	9	6	6	40.0	3.02
8.81 Optom Asst	17	13	20	2	2	9.1	6.71
8.82 Optom Tech	6		6	2		25.0	2.01
8.83 Optom Lab Tech	6	8	7		2	0.0	2.35
8.84 Dispen Optician	9	11	11	2	2	15.4	3.69
8.91 Pod Asst, Other	4		4			0.0	1.34
8.50 Other Pro & Tech	18		18	5		21.7	6.04
9.00 Food Service	313	35	325		16	0.0	109.40
9.10 Laundry	75	5	77			0.0	25.84
9.20 Housekeeping	260	15	268	6	17	2.2	89.93
9.30 Maintenance	118	10	121	2	2	1.6	40.60
9.40 Management	65	2	65	3	3	4.4	21.81
9.45 Mgr, Long-term Fac	11	3	13			0.0	4.36
9.50 Secretarial, Clerical	399	50	422	3	11	0.7	141.61
9.60 Other Non-Pro & Tech	323	45	347	3	3	0.9	116.44

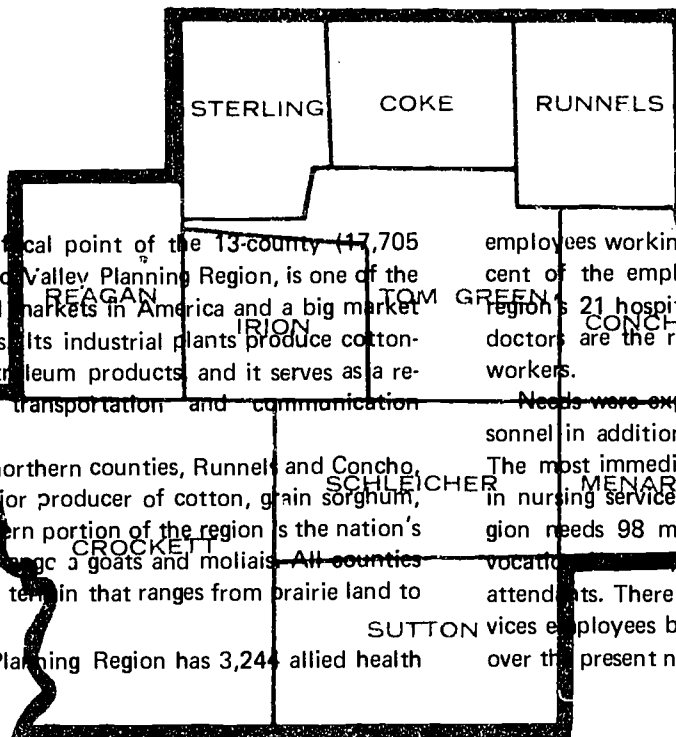
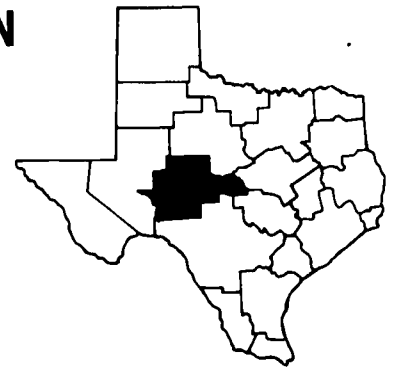
### ALLIED HEALTH EDUCATION

TABLE 40 ALLIED HEALTH EDUCATION PROGRAMS, PERMIAN BASIN REGION

Type of Program	Number of Programs Surveyed	Approved Student Returns	Approved Student Capacity	Current Student Enrollment					Total
				1970 Graduates	1st yr	2nd yr	3rd yr	4th yr	
RN - Assoc.	RN	1	1	50	18	42	31		73
LVN	LVN	7	7	185	118	138	13		138
Medical Lab Tech.	MLT	1	1	20	10	10			20
Medical Tech.	MT	1	1	10	3			8	8
Radiologic Tech.	RT	2	2	24	9	12	12		24
Inhalation Ther.	IT	1	1	20	10	10			20

# CONCHO VALLEY STATE PLANNING REGION

POPULATION: 118,666



San Angelo, the focal point of the 13-county (47,705 square miles) Concho Valley Planning Region, is one of the largest primary wool markets in America and a big market for sheep and lambs. Its industrial plants produce cottonseed, dairy, and petroleum products and it serves as a regional marketing, transportation and communication center.

With two other northern counties, Runnels and Concho, Tom Green is a major producer of cotton, grain sorghum, and wheat. The eastern portion of the region is the nation's leading producer of large goats and moliats. All counties in the region have a terrain that ranges from prairie land to hills.

Concho Valley Planning Region has 3,244 allied health

employees working for 222 health employers. Over 65 percent of the employers are in Tom Green County. The region's 21 hospitals, 17 nursing homes, and 700 medical doctors are the region's major employers of allied health workers.

Needs were expressed for 304 full-time allied health personnel in addition to those currently employed, for 1971. The most immediate need is for health manpower in nursing services. By 1971, Concho Valley Planning Region needs 98 more registered nurses; 56 more licensed vocational nurses; 10 more nursing aides, orderlies, and attendants. There is also need for 22 more therapeutic services employees by 1971. This is an increase of 39 percent over the present number of therapeutic services workers.

	Hospitals	Nursing Homes	Public Health	Home Health Ctr	Laboratories	Higher Educ	Secondary Educ	Doc of Medicine	Doc of Osteo	Doc of Dentistry	Doc of Podiatry	Doc of Optom	MH/MR	TOTALS
NUMBER SURVEYED	21	17	1	0	2	1	9	106	3	48	2	10	2	222
NUMBER RETURNED	13	14	1	0	1	1	8	53	0	37	2	8	2	140
PERCENTAGE	61.9	82.3	100.0	0.0	50.0	100.0	88.9	50.0	0.0	77.0	100.0	80.0	100.0	63.1

TABLE 41 ALLIED HEALTH MANPOWER, CONCHO VALLEY

Occupation	Full-time Employees	Part-time Employees	Full-time Equivalent	Funded Open Vacancies	Additional Anticipated Vacancies for 1971	Percent of Funded Positions Vacant	Rate per 100,000 Population
1.00 Dietitian, ADA	5	19	8		2	0.0	6.72
1.01 Dietitian, Other	17	6	18			0.0	15.12
1.10 Food Ser Mgr	30	2	30		3	0.0	25.21
2.00 MT, ASCP	43	7	45	3	8	6.3	37.81
2.01 MT, AMT	15	7	20			0.0	16.80
2.02 MT, Other	14		14			0.0	11.76
2.10 Cyto, ASCP	2		2			0.0	1.68
2.21 Histo, Other	2		2			0.0	1.68
2.30 EKG	5		5		2	0.0	
2.40 EEG	2		2		2	0.0	1.68
2.50 CLA	9	2	10	4	2	28.6	8.40
2.51 Lab Asst/Aide	21	3	23			0.0	19.32
3.00 RT, ARRT	23		23		2	0.0	19.32
3.01 RT, Other	7	4	9			0.0	7.56
3.10 X-Ray Asst	7		7			0.0	5.88
3.21 Rad Therapy, Other	2		2			0.0	1.68
4.00 MRL, AAMRL	3	3	3		2	0.0	2.52
4.01 MRL, Other	4		4			0.0	3.36
1.10 MRT, AAMRL	7	2	8			0.0	6.72
1.11 MRT, Other	11	2	12			0.0	10.08

Occupation	Full-time Employees	Part-time Employees	Full-time Equivalent	Funded Open Vacancies	Additional Anticipated Vacancies for 1971	Percent of Funded Positions Vacant	Rate per 100,000 Population
4.21 Med Lib, Other	2		2			0.0	1.68
4.30 MRL, Nursing Home	7		7		3	0.0	5.88
5.00 OT, AOTA	3		3	2	3	40.0	2.52
5.01 OT, Other					2		
5.20 PT, APTA/ARPT	9	2	9			0.0	7.56
5.21 PT, Other	6		6			0.0	5.04
5.30 PTA	5	3	8			0.0	6.72
5.40 Speech Path, ASHA	2		2			0.0	1.68
5.50 Recreation Therapy	4		4			0.0	3.36
5.61 IT, Other	15	3	17		3	0.0	14.28
5.70 Social Wkr, Masters	2		2	4	2	66.7	1.68
5.71 Social Wkr, Other	6		6		6	0.0	5.04
6.00 Pharmacists	10	4	11			0.0	9.24
6.10 Pharmacy Asst	8	6	11			0.0	9.24
7.00 RN	263	48	283	44	54	13.5	237.81
7.10 LVN	412	61	441	23	33	5.0	370.59
7.20 Aides/Orderlies	662	99	697	3	36	0.4	585.71
7.30 Surgical Tech Aide	17	2	17	2		10.5	14.28
8.00 Medical Typist	17		17		2	0.0	14.28
8.00 Med Asst, AAMA	8	2	10		2	0.0	8.40
8.01 Med Asst, Other	20		20			0.0	16.80
8.10 Ward Clerk	9	5	11		6	0.0	9.24
8.20 Den Asst, AADA	11	3	12		3	0.0	10.08
8.21 Den Asst, Other	51	13	59		3	0.0	49.58
8.30 Den Lab Tech		4	2			0.0	1.68
8.40 Den Hygienist	3	3	5	3		37.5	4.20
8.81 Optom Asst	8	2	9		2	0.0	7.56
8.82 Optom Tech					2		
8.83 Optom Lab Tech	3	2	3		2	0.0	2.52
8.84 Dispen Optician	2		2			0.0	1.68
8.91 Pod Asst, Other	2		2			0.0	1.68
8.50 Other Pro & Tech	14	5	16		2	0.0	13.44
9.00 Food Service	238	55	259		2	0.0	217.64
9.10 Laundry	57	5	59		2	0.0	49.58
9.20 Housekeeping	178	12	184		4	0.0	154.62
9.30 Maintenance	123	13	128		3	0.0	107.56
9.40 Management	67	2	68			0.0	57.14
9.45 Mgr, Long-term Fac	11	2	13			0.0	10.92
9.50 Secretarial, Clerical	212	33	230	2	7	0.9	193.27
9.60 Other Non-Pro & Tech	86	16	95	2	5	2.1	79.83

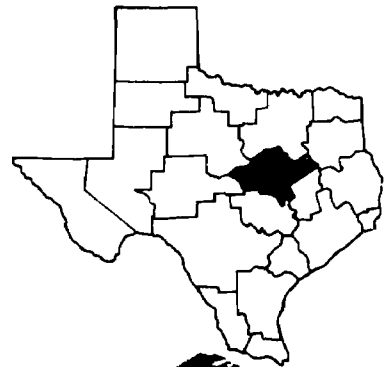
### ALLIED HEALTH EDUCATION

TABLE 42 ALLIED HEALTH EDUCATION PROGRAMS, CONCHO VALLEY REGION

Type of Program		Number of Programs		Approved Student	1970	Current Student Enrollment				Total	
		Surveyed	Returns	Capacity	Graduates	1st yr	2nd yr	3rd yr	4th yr		Grad Students
RN - Assoc.	RN	1	1	150	31	105	39				144
LVN	LVN	8	8	80	54	76					76
Cert. Lab Asst.	CLA	1	1	0	0	0					0
Medical Tech.	MT	1	1	8	5					4	4

# CENTRAL TEXAS STATE PLANNING REGION

POPULATION: 416,349



Rolling blacklands, rich in cotton and grain, and luxuriant grazing land describe the 12-county (11,029 square miles) Central Texas Planning Region. The Waco-Temple area is the region's urban focal point. Temple in Bell County is an industrial and distribution center. Its renowned medical facilities serve patients from throughout the United States and Mexico. Fort Hood in Bell County is the largest U.S. Armored Post and a significant economic asset to the region.

Central Texas Planning Region has 11,593 allied health employees working for 722 health employers. Over 35 percent of the major health employers work in McLennan

Hill County. The region's 33 hospitals, 58 nursing homes, and 417 medical doctors are major employers of allied health workers.

Needs were expressed for 309 full-time allied health personnel, in addition to those currently employed, for 1971. The most immediate needs for allied health manpower are in nursing services. By 1971, Central Texas Planning Region needs 151 more registered nurses; 165 more licensed vocational nurses; and 156 more nursing aides, orderlies, and attendants. There is also need for 45 more therapeutic services employees by 1971. This is an increase of 20 percent over the present number of therapeutic services workers.

	Hospitals	Nursing Homes	Public Health	Home Health Ctr	Laboratories	High Sch Educ	Secondary Educ	Doc of Medicine	Doc of Osteopathy	Dentistry	Doc of Podiatry	Doc of Optom	MH/MR	TOTALS
NUMBER SURVEYED	33	58	3	3	3	9	41	9	128	5	32	3	722	
NUMBER RETURNED	29	45	3	2	3	6	19	5	96	4	22	3	531	
PERCENTAGE	87.8	77.6	100.0	66.7	100.0	66.7	100.0	70.5	55.6	75.0	80.0	68.8	100.0	73.6

TABLE 43 ALLIED HEALTH MANPOWER, CENTRAL TEXAS

Occupation	Full-time Employees	Part-time Employees	Full-time Equivalent	Funded Open Vacancies	Additional Anticipated Vacancies for 1971	Percent of Funded Positions Vacant	Rate per 100,000 Population
1.00 Dietitian, ADA	32	46	39		3	0.0	9.38
1.01 Dietitian, Other	16	4	17			0.0	4.09
1.10 Food Ser Mgr	71	13	76	3	3	3.8	18.27
2.00 MT, ASCP	66	7	69	13	10	15.8	16.59
2.01 MT, AMT	76	6	78		3	0.0	18.75
2.02 MT, Other	100	16	107	6	9	5.3	25.72
2.10 Cvto, ASCP	2		2	2	2	50.0	0.48
2.11 Cyto, Other	3		3			0.0	0.72
2.20 Histo, ASCP	2		2	2		50.0	0.48
2.21 Histo, Other	3	2	4			0.0	0.96
2.30 EKG	42	5	44	2		4.3	10.58
2.40 EEG	8		8			0.0	1.92
2.50 CLA	164	4	165	4	5	2.4	39.66
2.51 Lab Asst/Aide	121	9	125	1		0.3	30.05
3.00 RT, ARRT	57	15	46	4	3	8.3	11.06
3.01 RT, Other	54	14	56	3	1	5.1	13.46
3.10 X-Ray Asst	29		29			0.0	6.97
3.20 Rad Therapy, ARRT	3		3			0.0	0.72
3.21 Rad Therapy, Other	2		2			0.0	0.48
4.00 MRL, AAMRL	3	6	10			0.0	2.40
4.01 MRL, Other	15	3	16			0.0	3.85
MRT, AAMRL	6		6	2		25.0	1.44
MRT, Other	10	3	11	3		21.4	2.64



Occupation	Full-time Employees	Part-time Employees	Full-time Equivalent	Funded Open Vacancies	Additional Anticipated Vacancies for 1971	Percent of Funded Positions Vacant	Rate per 100,000 Population
4.21 Med Lib, Other	3		3			0.0	0.72
4.30 MRL, Nursing Home	3	3	4	2		33.3	0.96
5.00 OT, AOTA	12	3	12	2	2	14.3	2.88
5.01 OT, Other	2		2	2		50.0	0.48
5.10 OTA, AOTA	2		2	2		50.0	0.48
5.11 OTA, Other	24		24		2	0.0	5.77
5.20 PT, APTA/ARPT	15	7	17	6	2	26.1	4.09
5.21 PT, Other	19	3	20	2	2	9.1	4.81
5.30 PTA	12	2	12	2		14.3	2.88
5.40 Speech Path, ASHA		10	3	2		40.0	0.72
5.41 Speech Path, Other		3	2	2	2	50.0	0.48
5.50 Recreation Therapy	17	5	20	3	2	13.0	4.81
5.60 IT, ARIT	4	2	5	2		28.6	1.20
5.61 IT, Other	34		34	2		5.6	8.17
5.70 Social Wkr, Masters	39	6	40		4	0.0	9.62
5.71 Social Wkr, Other	22	5	23			0.0	5.52
5.80 Social Wkr, ASST	5		5			0.0	1.20
6.00 Pharmacists	26	13	30	2		6.3	7.21
6.10 Pharmacy Asst	13		13	2		13.3	3.13
7.00 RN	858	136	914	58	93	6.0	219.71
7.10 LVN	868	156	946	109	56	10.3	227.40
7.20 Aides/Orderlies	2,876	299	3,026	24	132	0.8	727.40
7.30 Surgical Tech Aide	47	3	48	2	3	4.0	11.54
7.40 Home Health Aide	2		2			0.0	0.48
8.00 Medical Typist	146	5	149	3	10	2.0	35.82
8.00 Med Asst, AAMA	8		8			0.0	1.92
8.01 Med Asst, Other	76	5	77	2	3	2.5	18.51
8.10 Ward Clerk	97	4	99	2	5	2.0	23.80
8.20 Den Asst, AADA	28	4	31	2	3	6.1	7.45
8.21 Den Asst, Other	122	23	130	2	4	1.5	31.25
8.30 DenLab Tech	15	6	18			0.0	4.33
8.40 Den Hygienist	7	14	12	3	8	20.0	2.89
8.81 Optom Asst	28	5	31		3	0.0	7.45
8.82 Optom Tech	3		3	3	5	50.0	0.72
8.83 Optom Lab Tech	3		3		2	0.0	0.72
8.84 Dispen Optician	12		12		3	0.0	2.89
8.90 Pod Asst, ARPA	4	2	5			0.0	1.20
8.91 Pod Asst, Other	2	2	4	2		33.3	0.96
8.50 Other Pro & Tech	68	9	72	3	2	4.0	17.31
9.00 Food Service	880	128	930	23	40	2.4	223.56
9.10 Laundry	221	26	232	3	5	1.3	55.77
9.20 Housekeeping	484	42	506	25	25	4.7	121.63
9.30 Maintenance	338	25	349	5	11	1.4	83.89
9.40 Management	159	7	162	3	7	1.8	38.94
9.45 Mgr, Long-term Fac	46	4	47		4	0.0	11.30
9.50 Secretarial, Clerical	838	77	874	28	20	3.1	210.10
9.60 Other Non-Pro & Tech	969	54	998	8	20	0.8	239.90

### ALLIED HEALTH EDUCATION

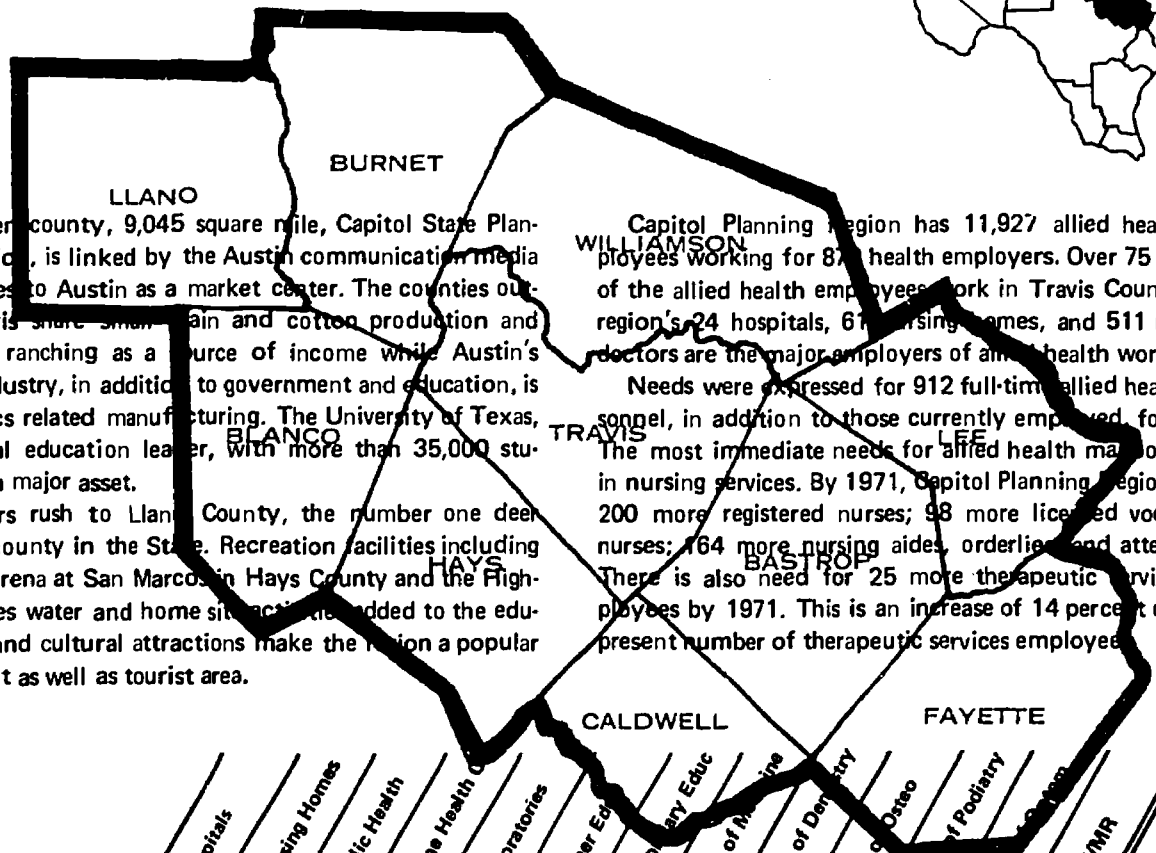
TABLE 44 ALLIED HEALTH EDUCATION PROGRAMS, CENTRAL TEXAS REGION

Type of Program		Number of Programs		Approved Student		Current Student Enrollment				Total
		Surveyed	Returns	Capacity	1970 Graduates	1st yr	2nd yr	3rd yr	4th yr	
RN - Bacc.	RN	1	1	120	0	31	45	23		99
RN - Diploma	RN	1	1	15	18			15		15
RN - Assoc.	RN	2	2	160	36	108	50			158
LVN	LVN	10	10	90	70	74				74
Opr. Room Tech.	ORT	1	1	8	3	6				6
Cert. Lab Asst.	CLA	1	1	8	7	7				7
Medical Lab Tech.	MLT	1	1	10	0	4				4
Medical Tech.	MT	1	1	8	4				5	5
Radiologic Tech.	RT	2	2	12	2		7			7
Dental Asst	DA	1	1	40	10	23				23
Dental Lab Tech.	DLT	1	1	300	21	47	39			86
Physical Ther. Asst	PTA	1	1	0	0	0				0
Case Worker (bach)	CW	3	2	75 <sup>1</sup>	50		15	53	63	131
Medical Secretary	MS	2	2	65	0	9	3			12
Med. Rec. Tech.	MRT	1	1	0	0					

<sup>1</sup>Capacity for caseworkers program at Baylor University reported as "unlimited" (enrollment 79). Caseworker program at Paul Quinn College not returned.

# CAPITAL STATE PLANNING REGION

POPULATION: 435,521



The ten county, 9,045 square mile, Capitol State Planning Region, is linked by the Austin communication media and related to Austin as a market center. The counties outside Travis share small grain and cotton production and livestock ranching as a source of income while Austin's major industry, in addition to government and education, is electronics related manufacturing. The University of Texas, a national education leader, with more than 35,000 students, is a major asset.

Hunters rush to Llano County, the number one deer hunting county in the State. Recreation facilities including the Aquarena at San Marcos in Hays County and the Highland Lakes water and home site activities added to the educational and cultural attractions make the region a popular retirement as well as tourist area.

Capitol Planning Region has 11,927 allied health employees working for 870 health employers. Over 75 percent of the allied health employees work in Travis County. The region's 24 hospitals, 61 nursing homes, and 511 medical doctors are the major employers of allied health workers.

Needs were expressed for 912 full-time allied health personnel, in addition to those currently employed, for 1971. The most immediate needs for allied health manpower are in nursing services. By 1971, Capitol Planning Region needs 200 more registered nurses; 98 more licensed vocational nurses; 164 more nursing aides, orderlies and attendants. There is also need for 25 more therapeutic services employees by 1971. This is an increase of 14 percent over the present number of therapeutic services employees.

	Hospitals	Nursing Homes	Public Health	Home Health	Laboratories	Higher Educ	Secondary Educ	Doc of Medicine	Doc of Dentistry	Doc of Osteo	Doc of Podiatry	Doc of Optom	MM/MR	TOTALS
NUMBER SURVEYED	24	61	4	4	4	6	19	511	180	13	9	31	4	870
NUMBER RETURNED	20	53	4	4	2	6	18	336	136	7	7	27	3	623
PERCENTAGE	83.4	87.0	100.0	100.0	50.0	100.0	94.7	65.7	75.6	53.8	77.8	86.1	75.0	71.6

TABLE 45. ALLIED HEALTH MANPOWER, CAPITOL REGION

Occupation	Full-time Employees	Part-time Employees	Full-time Equivalent	Funded Open Vacancies	Additional Anticipated Vacancies for 1971	Percent of Funded Positions Vacant	Rate per 100,000 Population
1.00 Dietitian, ADA	29	39	36	2		5.3	8.26
1.01 Dietitian, Other	14	6	16			0.0	3.67
1.10 Food Ser Mgr	62	10	66	2	3	2.9	15.14
2.00 MT, ASCP	124	30	137	9	14	6.2	31.42
2.01 MT, AMT	59	11	62	1	4	1.6	14.22
2.02 MT, Other	20	11	26			0.0	5.96
2.10 Cyto, ASCP	2		2			0.0	0.45
2.21 Histo, Other	4		4	2		33.3	0.91
2.30 EKG	3	2	3			0.0	0.69
2.50 CLA		5	3		4		0.69
2.51 Lab Asst/Aide	78	12	84		3		19.27
3.00 RT, ARRT	81	8	89	4	4	4.3	20.41
3.01 RT, Other	20	4	22	3		12.0	5.05
3.10 X-Ray Asst	13	9	17			0.0	3.90
3.20 Rad Therapy, ARRT	2		2			0.0	0.46
3.21 Rad Therapy, Other	2		2			0.0	0.46
3.30 Rad Therapy Asst	2		2			0.0	0.46
4.00 MRL, AAMRL	4	7	5			0.0	1.15
4.01 MRL, Other	9	2	10			0.0	2.29
4.10 MRT, AAMRL	5		5			0.0	1.15

Occupation	Full-time Employees	Part-time Employees	Full-time Equivalent	Funded Open Vacancies	Additional Anticipated Vacancies for 1971	Percent of Funded Positions Vacant	Rate per 100,000 Population
4.11 MRT, Other	37	3	39	4		9.3	8.94
4.20 Med Lib, MLA	8	4	10			0.0	2.29
4.30 MRL, Nursing Home	5	4	7			0.0	1.61
5.00 OT, AOTA			0	4		100.0	0.00
5.01 OT, Other	3	2	4			0.0	0.91
5.10 OTA, AOTA	2	2	3			0.0	0.69
5.11 OTA, Other	4		4			0.0	0.91
5.20 PT, APTA/ARPT	6	8	9	5	2	35.7	2.06
5.21 PT, Other	8		8			0.0	1.83
5.30 PTA	21	6	24		2	0.0	5.50
5.40 Speech Path, ASHA	2	2	3			0.0	0.69
5.41 Speech Path, Other	7	3	9			0.0	2.06
5.50 Recreation Therapy	7	5	10	2		16.7	2.29
5.60 IT, ARIT	3		3	3	2	50.0	0.69
5.61 IT, Other	21	4	23			0.0	5.28
5.70 Social Wkr, Masters	8	9	11	2		15.4	2.52
5.71 Social Wkr, Other	59	4	61	3		4.7	13.99
5.80 Social Wkr, Asst	3	3	5			0.0	1.15
6.00 Pharmacists	32	16	37			0.0	8.49
6.10 Pharmacy Asst	3	16	11			0.0	2.52
7.00 RN	965	212	1,056	139	61	11.6	242.20
7.10 LVN	686	102	739	55	43	6.9	169.49
7.20 Aides/Orderlies	3,274	267	3,422	114	50	3.2	784.86
7.30 Surgical Tech Aide	52	6	54			0.0	12.39
7.40 Home Health Aide	4	1	5			0.0	1.15
8.00 Medical Typist	28	10	33	5	6	13.2	7.57
8.00 Med Asst, AAMA	14	3	16			0.0	3.67
8.01 Med Asst, Other	116	25	128	10	5	7.3	29.36
8.10 Ward Clerk	135	28	150	5	24	3.3	34.40
8.20 Den Asst, AADA	22	6	24	2	2	7.7	5.50
8.21 Den Asst, Other	209	31	223	11	26	4.7	51.15
8.30 Den Lab Tech	8	4	10	3	2	23.1	2.29
8.40 Den Hygienist	16	19	24	11	15	31.4	5.50
8.81 Optom Asst	19	10	24		3	0.0	5.50
8.82 Optom Tech			0		2	0.0	0.00
8.83 Optom Lab Tech	7		7			0.0	1.61
8.84 Dispen Optician	20		20			0.0	4.59
8.90 Pod Asst, ARPA	2		2			0.0	0.46
8.91 Pod Asst, Other	11	2	12			0.0	2.75
8.50 Other Pro & Tech	88	27	103			0.0	23.62
9.00 Food Service	741	94	778	26	2	3.2	178.44
9.10 Laundry	193	17	200	6		2.9	45.87
9.20 Housekeeping	436	40	456	16	5	3.4	104.59
9.30 Maintenance	404	24	413	5	11	1.2	94.71
9.40 Management	124	6	126	6	2	4.6	28.90
9.45 Mgr, Long-term Fac	49	9	51	2	5	3.8	11.70
9.50 Secretarial, Clerical	1,554	140	1,619	88	36	5.2	371.33
9.60 Other Non-Pro & Tech	567	84	607	16	8	2.6	139.22

### ALLIED HEALTH EDUCATION

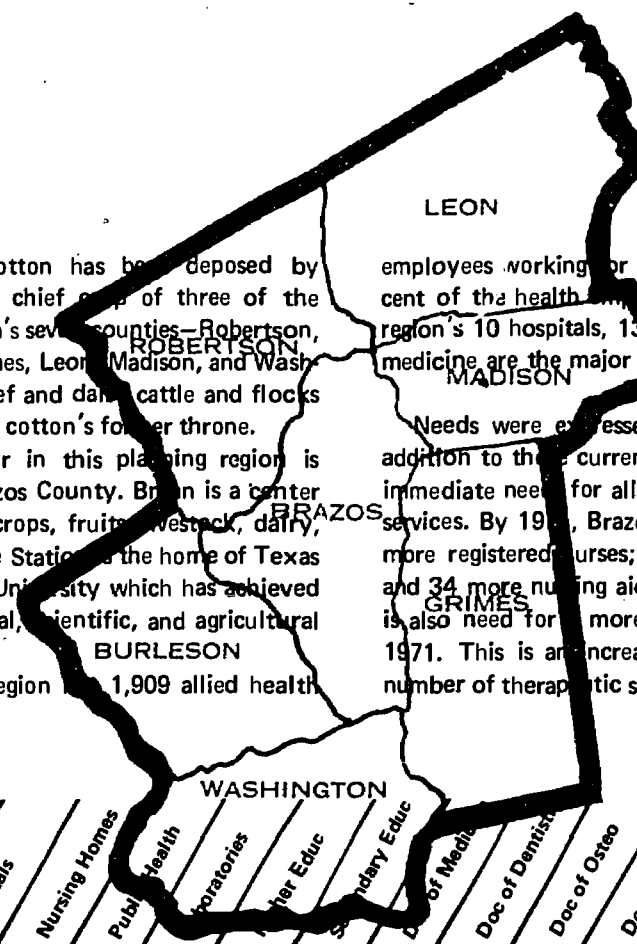
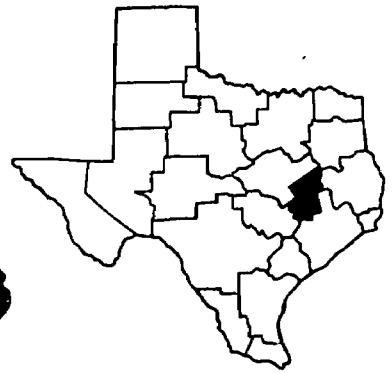
TABLE 46 ALLIED HEALTH EDUCATION PROGRAMS, CAPITOL REGION

Type of Program		Number of Programs		Approved Student Capacity	1970 Graduates	Current Student Enrollment				Total	
		Surveyed	Returns			1st yr	2nd yr	3rd yr	4th yr		Grad Students
RN - Bacc.	RN	1	1	*1	94	167	109	155	183	42	656
RN - Diploma	RN	1	1	120	33	57	32	13			102
LVN	LVN	8	8	158	72	78					78
Medical Tech.	MT	2	2	19	13				9	5	14
Radiologic Tech.	RT	4	4	36	9	9	12				21
Pharmacist	PHAR	1	1	*1	124	235	171	172	95	25	698
Social Worker (ma)	SW	1	1	*1	26					107	107
Case Worker (bach)	CW	2	1	*1	55		34	135	46		215
Dietitian	DIET	1	1	*1	25	8	13	35	28	20	104

\*Capacity reported as "unlimited" for the following programs at The University of Texas at Austin: Social Worker (enrollment 107), Case worker (enrollment 225), Dietetics (enrollment 104), Pharmacy (enrollment 698), RN (enrollment 656). The Caseworker program questionnaire from St. Edwards University was not returned.

# BRAZOS VALLEY STATE PLANNING REGION

POPULATION: 124,751



Once undisputed king, cotton has been deposed by diversified agriculture but is chief crop of three of the Brazos Valley Planning Region's seven counties—Robertson, Brazos, and Burleson. In Grimes, Leon, Madison, and Washington Counties, herds of beef and dairy cattle and flocks of poultry claim their share of cotton's former throne.

The primary urban center in this planning region is Bryan-College Station in Brazos County. Bryan is a center for the marketing of truck crops, fruits, livestock, dairy, and poultry products. College Station is the home of Texas Agricultural and Mechanical University which has achieved national fame for its technical, scientific, and agricultural research and education.

Brazos Valley Planning Region has 1,909 allied health

employees working for 163 health employers. Over 40 percent of the health employers work in Brazos County. The region's 10 hospitals, 13 nursing homes, and 76 doctors of medicine are the major employers of allied health workers.

Needs were expressed for 204 full-time personnel, in addition to those currently employed, for 1971. The most immediate need for allied health manpower are in nursing services. By 1971, Brazos Valley Planning Region needs 99 more registered nurses; 9 more licensed vocational nurses; and 34 more nursing aides, orderlies, and attendants. There is also need for more therapeutic services employees by 1971. This is an increase of 31 percent over the present number of therapeutic services workers.

	Hospitals	Nursing Homes	Public Health	Laboratories	Higher Educ	Secondary Educ	Doc of Medicine	Doc of Dentistry	Doc of Osteo	Doc of Optom			TOTALS
NUMBER SURVEYED	10	13	1	1	3	11	76	36	5	7			163
NUMBER RETURNED	5	9	1	0	1	11	54	25	3	4			113
PERCENTAGE	50.0	69.3	100.0	0.0	33.3	100.0	71.0	69.5	60.0	57.1			69.4

TABLE 47. ALLIED HEALTH MANPOWER, BRAZOS VALLEY REGION

Occupation	Full-time Employees	Part-time Employees	Full-time Equivalent	Funded Open Vacancies	Additional Anticipated Vacancies for 1971	Percent of Funded Positions Vacant	Rate per 100,000 Population
1.00 Dietitian, ADA	4	14	5		2	0.0	4.00
1.01 Dietitian, Other	5		5			0.0	4.00
1.10 Food Ser Mgr	10	4	14			0.0	11.20
2.00 MT, ASCP	16	1	16		1	0.0	12.80
2.01 MT, AMT	17	6	20		1	0.0	16.00
2.02 MT, Other	3	3	6			0.0	4.80
2.51 Lab Asst/Aide	9	3	10		1	0.0	8.00
3.00 RT, ARRT	12	3	13		1	0.0	10.40
3.01 RT, Other	11	4	13		1	0.0	10.40
3.10 X-Ray Asst	3	2	5			0.0	4.00
3.20 Rad Therapy ARRT			0		3	0.0	0.00
3.21 Rad Therapy, Other			0		2	0.0	0.00
4.00 MRL, AAMRL	2		2			0.0	1.60
4.01 MRL, Other	2		2			0.0	1.60
4.11 MRT, Other	3		3			0.0	2.40
4.20 Med Lib, MLA		2	2			0.0	1.60
4.21 Med Lib, Other	3		3			0.0	2.40
4.30 MRL, Nursing Home	2	2	3			0.0	2.40

Occupation	Full-time Employees	Part-time Employees	Full-time Equivalent	Funded Open Vacancies	Additional Anticipated Vacancies for 1971	Percent of Funded Positions Vacant	Rate per 100,000 Population
5.20 PT, APTA/ARPT	2	2	3			0.0	2.40
5.60 IT, ARIT	2		2		2	0.0	1.60
5.61 IT, Other	9	2	10		4	0.0	8.00
5.70 Social Wkr, Masters		2	1			0.0	0.80
5.71 Social Wkr, Other		7	3			0.0	2.40
6.00 Pharmacists	2	7	4		2	0.0	3.20
6.10 Pharmacy Asst	4		4		2	0.0	3.20
7.00 RN	140	26	152	13	20	7.9	121.60
7.10 LVN	207	41	229	1	8	0.4	183.20
7.20 Aides/Orderlies	434	48	459	2	32	0.4	367.20
7.30 Surgical Tech Aide	7	2	9		3	0.0	7.20
8.00 Medical Typist	14	5	15	2	5	11.8	12.00
8.00 Med Asst, AAMA	6		6			0.0	4.80
8.01 Med Asst, Other	26		26			0.0	20.80
8.10 Ward Clerk	14	4	15		4	0.0	12.00
8.20 Den Asst, AADA	9		9		2	0.0	7.20
8.21 Den Asst, Other	41	12	48	3	9	5.9	38.40
8.30 Den Lab Tech	3	6	5			0.0	4.00
8.40 Den Hygienist	6	3	8		8	0.0	6.40
8.81 Optom Asst	2	4	4			0.0	3.20
8.82 Optom Lab Tech	4	2	5			0.0	4.00
8.84 Dispen Optician	6	2	8			0.0	6.40
9.00 Food Service	144	24	154		15	0.0	123.20
9.10 Laundry	22	5	24		14	0.0	19.20
9.20 Housekeeping	109	20	119		14	0.0	95.20
9.30 Maintenance	37	7	40		2	0.0	32.00
9.40 Management	33		33		4	0.0	26.40
9.45 Mgr, Long-Term Fac	11	4	15			0.0	12.00
9.50 Secretarial, Clerical	126	39	138	1	6	0.72	110.40
9.60 Other Non-Pro & Tech	53	16	60		14	0.0	48.00

### ALLIED HEALTH EDUCATION

TABLE 48 ALLIED HEALTH EDUCATION PROGRAMS, BRAZOS VALLEY REGION

Type of Program	Number of Programs Surveyed	Returns	Approved Student Capacity	1970					Current Student Enrollment				Total
				Graduates	1st yr	2nd yr	3rd yr	4th yr	Grad Students				
LVN	2	2	41	33	39								39

# DEEP EAST TEXAS STATE PLANNING REGION

POPULATION: 238,031



Today the hills white with hills throughout the 13-county (10,000 square miles) Deep East Texas Planning Region, the land also yields good crops of cotton, fruits, and vegetables. With 70 percent of the region forested, the lumber and wood industry dominates the economy. Three counties, Nacogdoches, Shelby, and Sabine, lead the state in poultry farming. Moderate to heavy petroleum and natural gas production is found in the southern counties.

Lufkin, the lumber and foundry center in Angelina County and Nacogdoches in Nacogdoches County are the region's urban centers.

Deep East Texas Planning Region has 4,006 allied health

employees working for 293 health employers. The regions 22 hospitals, 22 nursing homes, and 130 medical doctors are the major employers of allied health workers.

Needs were expressed for 298 full-time allied health personnel, in addition to those currently employed, for 1971. The most immediate needs for allied health manpower are in nursing services. By 1971, Deep East Texas Planning Region needs 41 more registered nurses; 45 more licensed vocational nurses; and 80 more nursing aides, orderlies, and attendants. There is also a need for 12 more therapeutic services employees for 1971. This is an increase of 43 percent over the present number of therapeutic services workers.

	HOSPITALS	NURSING HOMES	PUBLIC HEALTH	HOME HEALTH CTR	LABORATORIES	HIGHER EDUC	SECONDARY EDUC	DOC OF MEDICINE	DOC OF ONCO	DOC OF DENTISTRY	DOC OF PODIATRY	DOC OF OPTOM	PH/MLR	TOTALS
NUMBER SURVEYED	22	3	2	0	3	19	130	7	8	1	15			293
NUMBER RETURNED	16	2	0	0	2	19	74	3	42	0	11			191
PERCENTAGE	72.7	86.7	100.0	66.7	0.0	66.7	100.0	56.9	42.8	61.7	0.0	73.3	0	65.2

TABLE 49 ALLIED HEALTH MANPOWER, DEEP EAST TEXAS REGION

Occupation	Full-time Employees	Part-time Employees	Full-time Equivalent	Funded Vacancies	Anticipated Vacancies for 1971	Percent of Funded Positions Vacant	Rate per 100,000 Population
1.00 Dietitian, ADA	8	26	12		2	0.0	5.04
1.01 Dietitian, Other	4	3	6			0.0	2.52
1.10 Food Ser Mgr	44		44			0.0	18.49
2.00 MT, ASCP	26	7	29		3	0.0	12.18
2.01 MT, AMT	36	8	42	15	1	26.3	17.65
2.02 MT, Other	16	6	19			0.0	7.98
2.30 EKG	6	2	7			0.0	2.94
2.40 EEG	2		2			0.0	0.84
2.50 CLA	1		1			0.0	0.42
2.51 Lab Asst/Aide	28		28		3	0.0	11.76
3.00 RT, ARRT	25	4	26	1	3	3.7	10.92
3.01 RT, Other	22		22		1	0.0	9.24
3.10 X-Ray Asst	16	3	17			0.0	7.14
3.20 Rad Therapy, ARRT	2		2			0.0	0.84
3.21 Rad Therapy, Other	2		2			0.0	0.84
4.00 MRL, AAMRL		8	3		2	0.0	1.26
4.01 MRL, Other	12		12			0.0	5.04
4.10 MRT, AAMRL	5		5			0.0	2.10
4.11 MRT, Other	2	2	3			0.0	1.26
4.21 Med Lib, Other	10		10			0.0	4.20
4.30 MRL, Nursing Home	3		3			0.0	1.26
11 OTA, Other	2		2			0.0	0.84
20 PT, APTA/ARPT	3	7	4		2	0.0	1.68

Occupation	Full-time Employees	Part-time Employees	Full-time Equivalent	Funded Open Vacancies	Additional Anticipated Vacancies for 1971	Percent of Funded Positions Vacant	Rate per 100,000 Population
5.21 PT, Other	3	3	4			0.0	1.68
5.30 PTA		2	1		3	0.0	0.42
5.60 IT, ARIT					2		
5.61 IT, Other	8		8		2	0.0	3.36
5.71 Social Wkr, Other	8	4	9	3		25.0	3.78
6.00 Pharmacists	9	11	12			0.0	5.04
6.10 Pharmacy Asst	7		7			0.0	2.94
7.00 RN	211	35	225	27	14	10.7	94.54
7.10 LVN	465	68	498	23	22	4.4	209.24
7.20 Aides/Orderlies	1,237	100	1,287	42	44	3.2	540.76
7.30 Surgical Tech Aide	22	2	23		5	0.0	9.66
7.40 Home Health Aide	5		5			0.0	2.10
8.00 Medical Typist	21		21		3	0.0	8.82
8.00 Med Asst, AAMA	2		2			0.0	0.84
8.01 Med Asst, Other	59	18	69		4	0.0	28.79
8.10 Ward Clerk	39	13	45		4	0.0	18.91
8.20 Den Asst, AADA	4		4		2	0.0	1.68
8.21 Den Asst, Other	70	9	73		10	0.0	30.67
8.30 Den Lab Tech	4	4	7			0.0	2.94
8.40 Den Hygienist	5	5	10	4	5	28.6	4.20
8.81 Optom Asst	11	3	13		3	0.0	5.46
8.83 Optom Lab Tech	2		2		2	0.0	0.84
8.84 Dispen Optician	9		9			0.0	3.78
8.50 Other Pro & Tech	10		10	6		37.5	4.20
9.00 Food Service	286	25	296	3		1.0	124.37
9.10 Laundry	50	4	54	2		3.8	21.43
9.20 Housekeeping	201	22	213	4	2	1.8	89.50
9.30 Maintenance	83	12	88		2	0.0	36.97
9.40 Management	59	3	60		2	0.0	25.21
9.45 Mgr, Long-term Fac	20	4	22			0.0	9.24
9.50 Secretarial, Clerical	269	13	274	3	5	1.1	115.13
9.60 Other Non-Pro & Tech	101	15	103	4	8	3.7	43.28

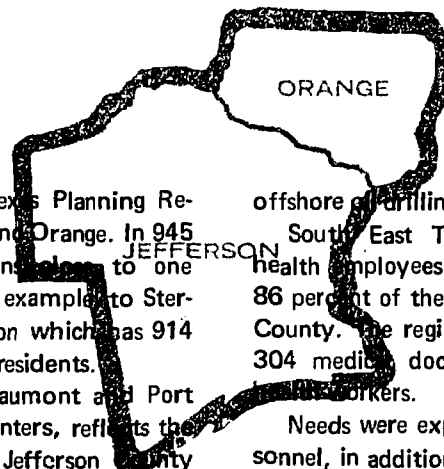
### ALLIED HEALTH EDUCATION

TABLE 50 ALLIED HEALTH EDUCATION PROGRAMS, DEEP EAST TEXAS REGION

Type of Program		Number of Programs		Approved Student Capacity	1970 Graduates	Current Student Enrollment				Total
		Surveyed	Returns			1st yr	2nd yr	3rd yr	4th yr	
RN - Assoc.	RN	1	1	75	11	45	27			72
LVN	LVN	5	5	73	31	36				36
Radiologic Tech.	RT	1	1	12	3	6	4			10
Inhalation Ther.	IT	1	1	30	0	14				14
Case Worker (bach)	CW	1	1	1	23		10	18	22	50
Mental Health Work	MHW	1	1	60	0	22	15			37

# SOUTH EAST TEXAS STATE PLANNING REGION

POPULATION: 313,099



The heavily populated South East Texas Planning Region consists of two counties: Jefferson and Orange. In 945 square miles, Jefferson County contains less than one quarter million people as compared, for example, to Sterling County in the Concho Valley Region which has 914 square miles and a little more than 1,000 residents.

Population in the port cities of Beaumont and Port Arthur, which are the regional urban centers, reflects the cosmopolitan flavor of a busy seaport. Jefferson County furnished as much as one-fourth of the whole Texas sulphur output. Recovery of salt in brine is another major industry, and it is one of the most important rice growing districts in the United States.

Orange, county seat of Orange County, is the easternmost city of Texas. It is a center of rice production and serves as a focal point for construction of ships and

offshore oil drillings.

South East Texas Planning Region has 6,274 allied health employees working for 537 health employers. Over 86 percent of the allied health employers work in Jefferson County. The region's 13 hospitals, 15 nursing homes, and 304 medical doctors are the major employers of allied health workers.

Needs were expressed for 543 full-time allied health personnel, in addition to those currently employed, for 1971. The most immediate needs for allied health manpower are in nursing services. By 1971, South East Texas Planning Region needs 36 more registered nurses; 51 more licensed vocational nurses; and 91 more nursing aides, orderlies, and attendants. There is also need for 17 more therapeutic services employees by 1971. This is an increase of 10 percent over the present number of therapeutic services workers.

	Hospitals	Nursing Homes	Public Health	Home Health Ctr	Laboratories	Higher Educ	Secondary Educ	Doc of Medicine	Doc of Osteo	Doc of Dentistry	Doc of Podiatry	Doc of Optom	MM/IR	TOTALS
NUMBER SURVEYED	13	15	3	4	10	1	10	304	22	131	4	18	2	537
NUMBER RETURNED	10	15	3	3	7	1	7	211	10	91	3	11	2	374
PERCENTAGE	76.9	100.0	100.0	75.0	70.0	100.0	70.0	69.4	45.5	69.5	75.0	61.1	100.0	69.6

TABLE 51 ALLIED HEALTH MANPOWER, SOUTH EAST TEXAS REGION

Occupation	Full-time Employees	Part-time Employees	Full-time Equivalent	Funded Open Vacancies	Additional Anticipated Vacancies for 1971	Percent of Funded Positions Vacant	Rate per 100,000 Population
1.00 Dietitian, ADA	7	14	9	4	3	30.7	2.88
1.01 Dietitian, Other	7	4	8			0.0	2.56
1.10 Food Ser Mgr	19	3	20	2	4	9.1	6.39
2.00 MT, ASCP	113	14	124	9	3	6.8	39.62
2.01 MT, AMT	38	4	42	3	4	6.7	13.41
2.02 MT, Other	18	7	22		2	0.0	7.03
2.10 Cyto, ASCP	2		2	2		50.0	0.64
2.20 Histo, ASCP	3		3	2	2	40.0	0.96
2.21 Histo, Other	11		11			0.0	3.51
2.30 EKG	14	2	15			0.0	4.79
2.40 EEG	11		11			0.0	3.51
2.50 CLA	18		18	4		18.2	5.75
2.51 Lab Asst/Aide	35	107	89	9	4	9.2	28.43
3.00 RT, ARRT	119	6	123	4	4	3.2	39.30
3.01 RT, Other	50	3	52		10	0.0	16.61
3.10 X-Ray Asst	17	2	18			0.0	5.75
3.20 Rad Therapy, ARRT	6		6			0.0	1.92
3.21 Rad Therapy, Other	2		2			0.0	0.64
4.00 MRL, AAMRL	5	2	5	2		28.6	1.60
4.01 MRL, Other	3		3			0.0	0.96



Occupation	Full-time Employees	Part-time Employees	Full-time Equivalent	Funded Open Vacancies	Additional Anticipated Vacancies for 1971	Percent of Funded Positions Vacant	Rate per 100,000 Population
4.10 MRT, AAMRL	2		2			0.0	0.64
4.11 MRT, Other	17	3	19			0.0	6.07
4.21 Med Lib, Other	7		7	2		22.2	2.23
4.30 MRL, Nursing Home		3	0		2		0.00
5.00 OT, AOTA		2	1			0.0	0.32
5.01 OT, Other	27		27		2	0.0	8.63
5.20 PT, APTA/ARPT	8	11	10		2	0.0	3.13
5.21 PT, Other	5		5			0.0	1.60
5.30 PTA	20	4	21	3		12.5	6.71
5.40 Speech Path, ASHA	3	3	4		3	0.0	1.28
5.41 Speech Path, Other	2		2			0.0	0.54
5.50 Recreation Therapy	2	6	5		2	0.0	1.60
5.60 IT, ARIT	21		21	5		19.2	6.71
5.61 IT, Other	52	3	54			0.0	17.25
5.70 Social Wkr, Masters	3	3	4			0.0	1.28
5.71 Social Wkr, Other	4	3	5			0.0	1.60
5.80 Social Wkr, Asst	2		2			0.0	0.64
6.00 Pharmacists	18	6	21			0.0	6.71
6.10 Pharmacy Asst	23	7	27			0.0	8.63
7.00 RN	469	101	521	7	29	1.3	166.45
7.10 LVN	598	90	652	16	35	2.4	208.31
7.20 Aides/Orderlies	971	124	1,038	8	83	0.8	331.63
7.30 Surgical Tech Aide	40	6	42	7	7	14.3	13.42
7.40 Home Health Aide	49	10	54		24	0.0	17.25
8.00 Medical Typist	43	5	45	5		10.0	14.38
8.00 Med Asst, AAMA	15	2	16			0.0	5.11
8.01 Med Asst, Other	111	18	119	2	6	1.7	38.02
8.10 Ward Clerk	98	21	108	6	12	5.3	34.50
8.20 Den Asst, AADA	22		22		3	0.0	7.03
8.21 Den Asst, Other	144	22	155	3	8	1.9	49.52
8.30 Den Lab Tech	5	9	8		2	0.0	2.56
8.40 Den Hygienist	5	12	8	2	8	20.0	2.56
8.81 Optom Asst	19		19			0.0	6.07
8.83 Optom Lab Tech	2		2			0.0	2.81
8.84 Dispen Optician	19		19			0.0	6.07
8.91 Pod Asst, Other	4		4			0.0	1.28
8.50 Other Pro & Tech	21	1	23	1		4.2	7.34
9.00 Food Service	423	116	469	9	30	1.9	149.84
9.10 Laundry	105	4	107		5	0.0	34.19
9.20 Housekeeping	230	26	244	2	12	0.8	77.96
9.30 Maintenance	12	8	126	2	2	1.6	40.26
9.40 Management	7	2	101		2	0.0	32.27
9.45 Mgr, Long-term Fac	11		11			0.0	3.51
9.50 Secretarial, Clerical	564	105	617	11	28	1.8	197.12
9.60 Other Non-Pro & Tech	349	115	407		63	0.0	130.03

### ALLIED HEALTH EDUCATION

TABLE 52 ALLIED HEALTH EDUCATION PROGRAMS, SOUTH EAST TEXAS REGION

Type of Program		Number of Programs		Approved Student Capacity	1970 Graduates	Current Student Enrollment				Total	
		Surveyed	Returns			1st yr	2nd yr	3rd yr	4th yr		Grad Students
RN - Diploma	RN	1	1	60	19		32	21			53
LVN	LVN	3	3	45 <sup>1</sup>	141	173					173
Opr. Room Tech.	ORT	1	1	0	0						0
Cert. Lab Asst.	CLA	1	1	6	4	4					4
Medical Tech.	MT	4	4	24	12				18	1	19
Radiologic Tech.	RT	4	4	70 <sup>2</sup>	28	37	17				54
Case Worker (bach)	CW	1	1	-	-		25	25	16		66

<sup>1</sup>Capacity for L.V.N. program at Lamar State College not reported (enrollment 141).

<sup>2</sup>Caseworker program at Lamar State College did not report its capacity or graduates for 1970. Enrollment is 66.

# GULF COAST STATE PLANNING REGION

POPULATION: 2,269,286

The largest city in Texas, Houston is the nation's third largest seaport and includes 2,500 manufacturing plants in diversified fields. The world-famous NASA space exploration center is also big business.

There are nine institutions of higher learning, dozens of museums, and hundreds of municipal parks in Houston. The Texas Medical Center, a multimillion-dollar complex for treatment, training, and research, is internationally famous for its pioneer work in open heart surgery.

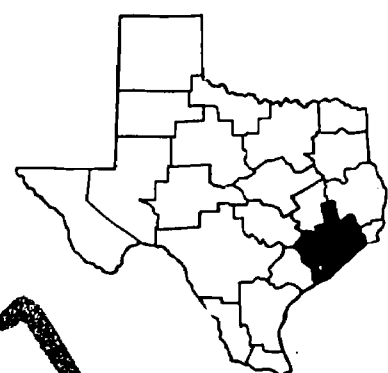
Galveston in Galveston County shares urban leadership in the 13-county Gulf Coast Planning Region with Houston. It is a tourist center and major port. Texas City is also a major seaport. Its many large petrochemical plants herald the new thrust of regional industry.

Sections of the region's northern counties are the Piney Woods. Timber and oil are important to Liberty County. Montgomery County is three-fourths timbered and includes the Sam Houston National Forest.

Gulf Coast Planning Region has 52,442 allied health employees working for 5,059 health employers. About 80 percent of the allied health employees work in Harris County.

The region's 90 hospitals, 99 nursing homes, 3,450 medical doctors, 958 dentists and 26 institutions of higher education are the major employers of allied health workers.

Needs were expressed for 8,673 full-time personnel, in addition to those currently employed, for 1971. The most immediate needs for allied health manpower are in nursing services. By 1971, Gulf Coast Region needs 1,139 registered nurses; 721 licensed vocational nurses; and 735 nursing aides, orderlies, and attendants. There is also need for 408 therapeutic services employees. This is an increase of 46 percent over the present number of therapeutic services workers.



	Hospitals	Nursing Home	Public Health	Home Health Ctr	Laboratories	Higher Educ	Secondary Educ	Doc of Medicine	Doc of Osteo	Doc of Dentistry	Doc of Podiatry	Doc of Optom	PHN/HR	TOTALS
NUMBER SURVEYED	90	99	9	9	32	26	75	3450	123	958	37	14	4	5059
NUMBER RETURNED	70	70	8	3	22	23	68	2041	69	679	28	100	4	3185
PERCENTAGE	77.8	70.7	88.9	33.3	68.8	88.5	90.7	59.2	56.1	70.9	75.7	68.0	100.0	63.0

TABLE 53 ALLIED HEALTH MANPOWER, GULF COAST REGION

Occupation	Full-time Employees	Pert-time Employees	Full-time Equivalent	Funded Open Vacancies	Additional Anticipated Vacancies for 1971	Percent of Funded Positions Vacant	Rate per 100,000 Population
1.00 Dietitian, ADA	121	66	134	9	8	6.3	5.91
1.01 Dietitian, Other	61	11	65	2	10	3.0	2.86
1.10 Food Ser Mgr	37	10	141	10	12	6.6	6.21
2.00 MT, ASCP	92	185	890	47	59	5.0	39.22
2.01 MT, AMT	98	48	322	18	24	5.3	14.19
2.02 MT, Other	25	157	12	12	38	28.5	13.27
2.10 Cyto, ASCP	7	6	29	2	7	6.5	1.28
2.11 Cyto, Other			5			0.0	0.22
2.20 Histo, ASCP	83	6	85	3	6	3.4	3.75
2.21 Histo, Other	21		21		6	0.0	0.93
2.30 EKG	101	15	108	2	8	1.8	4.76
2.40 EEG	47	4	48		16	0.0	2.12
2.50 CLA	92	10	96	9	5	8.6	4.23
2.51 Lab Asst/Aide	864	105	971	39	64	3.9	42.79
3.00 RT, ARRT	592	48	614	45	43	6.8	27.06
3.01 RT, Other	166	34	178	4	15	2.2	7.84
3.10 X-Ray Asst	133	14	138	3	10	2.1	6.08
3.20 Rad Therapy, ARRT	6	2	7			0.0	0.31
3.21 Rad Therapy, Other	37		37			0.0	1.63
3.30 Rad Therapy Asst	5		5			0.0	0.22
4.00 MRL, AAMRL	45	11	46	6	8	11.5	2.03
4.01 MRL, Other	45	6	46	2	2	3.9	2.03
4.10 MRT, AAMRL	18	2	19	4	7	17.4	.84
4.11 MRT, Other	47	6	51	2	2	3.8	2.25
4.20 Med Lib, MLA	10		10		2	0.0	0.44
4.21 Med Lib, Other	20	3	21		2	0.0	0.93
4.30 MRL, Nursing Home	15	13	17			0.0	0.75
5.00 OT, AOTA	54	11	59	11	12	15.7	2.60
5.01 OT, Other	12	3	13	3	9	18.6	0.57
5.02 OTA, AOTA	30	5	31	4	3	11.4	1.37
5.03 OTA, Other	45	3	46	5	2	9.8	2.03



Occupation	Full-time Employees	Part-time Employees	Full-time Equivalent	Funded Open Vacancies	Additional Anticipated Vacancies for 1971	Per cent of Funded Positions Vacant	Rate per 100,000 Population
5.20 PT, APTA/ARPT	39	26	48	16	22	25.0	2.12
5.21 PT, Other	17	8	19	6	5	24.0	0.84
5.30 PTA	115	15	119	4	11	3.3	5.24
5.40 Speech Path, ASHA	6	18	11		3	0.0	0.48
5.41 Speech Path, Other	10	5	12	93	2	88.6	0.53
5.50 Recreation Therapy	24	10	29	3	4	9.4	1.28
5.60 IT, ARIT	43	11	47	3	11	6.0	2.07
5.61 IT, Other	201	7	204	7	20	3.3	8.99
5.70 Social Wkr, Masters	134	32	149	101	17	40.4	6.57
5.71 Social Wkr, Other	78	7	79	3	7	3.7	3.48
5.80 Social Wkr, Asst	16	2	17	11	10	39.3	0.75
6.00 Pharmacists	181	43	194	5	18	2.5	3.55
6.10 Pharmacy Asst	75	44	98	2	13	2.0	4.32
7.00 RN	5,357	1,127	5,841	657	482	10.1	257.43
7.10 LVN	4,125	691	4,475	354	367	7.3	197.22
7.20 Aides/Orderlies	6,590	1,108	7,143	216	549	2.9	314.81
7.30 Surgical Tech Aide	275	42	291	56	117	16.1	12.83
7.40 Home Health Aide	62	12	69		3	0.0	3.04
8.00 Medical Typist	339	45	355	2	41	6.6	15.65
8.00 Med Asst, AAMA	137	4	139	2	6	1.4	6.13
8.01 Med Asst, Other	871	1,471	922	26	34	2.7	40.63
8.10 Ward Clerk	848	50	872	34	96	3.8	38.43
8.20 Den Asst, AADA	146	17	153	6	15	3.8	6.74
8.21 Den Asst, Other	1,017	233	1,130	22	108	1.9	49.80
8.30 Den Lab Tech	106	65	137	8	24	5.5	6.04
8.40 Den Hygienist	125	88	160	19	50	10.6	7.05
8.81 Optom Asst	115	36	128	2	24	1.5	5.64
8.82 Optom Tech	2	2	3	3	15	50.0	0.13
8.83 Optom Lab Tech	24	6	27			0.0	1.19
8.84 Dispen Optician	86	6	92	2	12	2.1	4.05
8.90 Pod Asst, ARPA	3		3	2	4	40.0	0.13
8.91 Pod Asst, Other	24	6	26	4	6	13.3	1.15
8.50 Other Pro & Tech	1,161	149	1,235	32	59	2.5	54.43
9.00 Food Service	2,648	378	2,799	44	121	1.5	123.36
9.10 Laundry	774	26	784	9	22	1.1	34.55
9.20 Housekeeping	2,399	202	2,500	461	220	15.6	110.18
9.30 Maintenance	1,224	93	1,259	31	47	2.4	55.49
9.40 Management	903	23	912	9	23	1.0	40.19
9.45 Mgr, Long-term Fac	81	10	84			0.0	3.70
9.50 Secretarial, Clerical	6,060	704	6,388	1,359	225	17.5	281.53
9.60 Other Non-Pro & Tech	4,047	184	4,318	1,298	185	23.1	190.30

### ALLIED HEALTH EDUCATION

TABLE 54 ALLIED HEALTH EDUCATION PROGRAMS, GULF COAST REGION

Type of Program		Number of Programs		Approved Student Capacity	1970					Current Student Enrollment		Total
		Surveyed	Returns		Graduates	1st yr	2nd yr	3rd yr	4th yr	Grad Students		
RN - Bacc.	RN	3	3	1000	74	226	257	132	58		673	
RN - Diploma	RN	1	1	90	31		37	48			85	
RN - Assoc.	RN	3	3	300 <sup>1</sup>	94	336	109				445	
LVN	LVN	15	15	826	371	638					638	
Opr. Room Tech.	ORT	4	4	63	16	37					37	
Cert. Lab Asst.	CLA	1	1	6	5	6					5	
Medical Tech.	MT	8	8	90 <sup>2</sup>	64				64	12	76	
Histotechnologist	HT	1	1	7	7	7					7	
Cytotechnologist	CT	2	2	13	1			10			10	
Radiologic Tech.	RT	14	14	147 <sup>a</sup>	53	77	78				155	
Inhalation Ther.	IT	2	2	N/A	8		17				17	
Pharmacist	PHAR	2	1	420	89	175	136	96	114	23	544	
Dental Hygienist	DH	2	2	126	34	60	56				116	
Physical Therapist	PT	2	1	40	37				35	3	38	
Physical Ther. Asst	PTA	1	1	N/A	1		1				1	
Occupational Ther.	OT	1	1	25	5			8	9		17	
Occup. Ther. Asst.	OTA	2	2	20 <sup>a</sup>	10	19	5				24	
Social Worker (ma)	SW	2	1	60	0					58	58	
Case Worker (bach)	CW	3	0	0	0						0	
Mental Health Work	MHW	1	1	N/A	0		1				1	
Dietitian	DIET	3	3	100 <sup>3</sup>	15	24	19	31	51		125	
Hospital Administr.	HA	1	1	N/A	0						0	
Hospital Manage. Asst	HMA	1	1	N/A	1		1				1	
Medical Secretary	MS	1	1	N/A	1	0					0	
Medical Rec. Lib.	MRL	2	2	25	14				7	5	12	
First Year	PRE	2	1	80	N/A	36					36	
Medical Rec. Tech.	MRT	1	1	0	0						0	

<sup>1</sup>Capacity not reported for RN, Assoc. program at Alvin Junior College (enrollment 222).

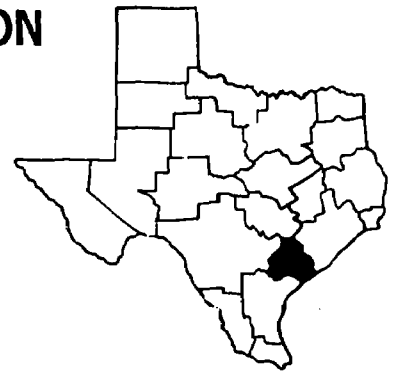
<sup>2</sup>Capacity not reported for Medical Technology program at Memorial Baptist Hospital (enrollment 6).

<sup>3</sup>Capacities reported as "unlimited" by Dietetics programs at Texas Southern University (enrollment 22) and the University of Houston (enrollment 41).

<sup>a</sup>These programs are in Departments of Allied Health Occupations at Galveston College and South Texas Junior College. Students obtain a general education in their first year. Capacities are based on first year enrollment.

# GOLDEN CRESCENT STATE PLANNING REGION

POPULATION: 122,360



Pride in their land and traditions unites the people in the six-county Golden Crescent Planning Region. The area, 5,039 square miles, is rich in Texas history—past and present. Petroleum and natural gas production in the Gulf counties vie with the major economic foundations: cotton, rice, flax, livestock, and poultry farming.

Victoria, county seat of Victoria County and the urban center for the region, is known as a busy commercial center, shipping cotton, cattle, starch, and petroleum products.

Golden Crescent Planning Region has 2,320 allied health employees working for 200 health employers. Some 50 percent of the allied health employers work in Victoria

County. The region's 13 hospitals, 16 nursing homes, and 91 medical doctors are the major employers of allied health workers.

Needs were expressed for 171 full-time allied health personnel, in addition to those currently employed, by 1971. The most immediate needs for allied health manpower are in nursing services. By 1971, Golden Crescent Planning Region needs 28 more registered nurses; 33 more licensed vocational nurses; and 11 more nursing aides, orderlies, and attendants. There is also need for 9 more therapeutic services employees by 1971. This is an increase of 22 percent over the present number of therapeutic services workers.

	Hospital	Nursing Homes	Public Health	Laboratories	Higher Education	Secondary Education	Doc of Medicine	Doc of Osteo	Doc of Dentistry	Doc of Podiatry	Doc of Optom	MH/MR	TOTALS
NUMBER SURVEYED	13	16	4	3	1	19	9	1	43	2	10	1	204
NUMBER RETURNED	8	14	4	1	1	13	63	1	32	2	9	1	149
PERCENTAGE	61.5	87.5	100.0	33.3	100.0	68.4	69.2	100.0	74.4	100.0	90.0	100.0	73.0

TABLE 55. ALLIED HEALTH MANPOWER, GOLDEN CRESCENT REGION

Occupation	Full-time Employees	Part-time Employees	Full-time Equivalent	Funded Open Vacancies	Additional Anticipated Vacancies for 1971	Percent of Funded Positions Vacant	Rate per 100,000 Population
1.00 Dietitian, ADA	3	20	7			0.0	5.74
1.01 Dietitian, Other	31	3	32	2	3	5.9	26.23
1.10 Food Ser Mgr	15		15	2	2	11.8	12.29
2.00 MT, ASCP	14		14		1	0.0	11.48
2.01 MT, AMT	15	4	17		3	0.0	13.93
2.02 MT, Other	14	4	18		2	0.0	14.75
2.30 EKG	6		6		2	0.0	4.92
2.50 CLA	4	3	5			0.0	4.09
2.51 Lab Asst/Aide	9	1	10			0.0	8.20
3.00 RT, ARRT	15	3	17			0.0	13.93
3.01 RT, Other	19		19		1	0.0	15.57
3.10 X-Ray Asst	11		11			0.0	9.02
4.00 MRL, AAMRL	4	6	6	2	4	25.0	4.92
4.01 MRL, Other	11		11			0.0	9.02
4.11 MRT, Other	7		7		2	0.0	5.74
4.20 Med Lib, MLA	2		2			0.0	1.64
4.21 Med Lib, Other	4	2	6			0.0	4.92
4.30 MRL, Nursing Home		4	0			0.0	0.00
5.00 OT, AOTA		3	1			0.0	0.82
5.10 OTA, AOTA	2	2	2			0.0	1.64
PT, APTA/ARPT	8	4	10		2	0.0	8.20

Occupation	Full-time Employees	Part-time Employees	Full-time Equivalent	Funded Open Vacancies	Additional Anticipated Vacancies for 1971	Percent of Funded Positions Vacant	Rate per 100,000 Population
5.21 PT, Other			0		2	0.0	0.00
5.30 PTA	3	2	4			0.0	3.28
5.40 Speech Path, ASHA		2	1			0.0	0.87
5.50 Recreation Therapy	4		4			0.0	3.28
5.60 IT, ARIT	2		2		2	0.0	1.64
5.61 IT, Other	11		11		3	0.0	9.02
5.70 Social Wkr, Masters		6	2			0.0	1.64
5.71 Social Wkr, Other	4	3	4			0.0	3.28
6.00 Pharmacists	7	12	12		2	0.0	9.84
6.10 Pharmacy Asst	2	2	3			0.0	2.46
7.00 RN	136	23	145	15	13	9.4	118.85
7.10 LVN	348	62	378	8	25	2.1	309.84
7.20 Aides/Orderlies	439	104	509		11	0.0	417.21
7.30 Surgical Tech Aide	9	2	11	2	4	15.4	9.02
8.00 Medical Typist	11		11	2	2	15.4	9.02
8.00 Med Asst, AAMA	5		5			0.0	4.10
8.01 Med Asst, Other	28	6	29		3	0.0	23.77
8.10 Ward Clerk	30	2	34		3	0.0	27.87
8.20 Den Asst, AADA	6	2	7	2		22.2	5.74
8.21 Den Asst, Other	41	13	42	2	3	4.6	34.43
8.30 Den Lab Tech		5	2		2	0.0	1.64
8.40 Den Hygienist	5	7	9	5	3	35.7	7.38
8.81 Optom Asst	10	3	14			0.0	11.48
8.82 Optom Tech			0	3	2	100.0	0.00
8.84 Dispen Optician	4		4		2	0.0	3.28
8.91 Pod Asst, Other	2	1	2			0.0	1.64
8.50 Other Pro & Tech	3		3			0.0	2.46
9.00 Food Service	120	43	139		4	0.0	113.93
9.10 Laundry	28	6	31	2		6.1	25.40
9.20 Housekeeping	104	26	123		2	0.0	100.82
9.30 Maintenance	34	14	42	3	3	6.7	34.43
9.40 Management	28	3	30			0.0	24.59
9.45 Mgr, Long-term Fac	14	3	16		2	0.0	13.11
9.50 Secretarial, Clerical	166	36	182	1	4	0.6	149.18
9.60 Other Non-Pro & Tech	67	8	71		1	0.0	58.20

### ALLIED HEALTH EDUCATION

TABLE 56 ALLIED HEALTH EDUCATION PROGRAMS, GOLDEN CRESCENT REGION

Type of Program	Number of Programs Surveyed	Returns	Approved		Current Student Enrollment				Grad Students	Total
			Student Capacity	1970 Graduates	1st yr	2nd yr	3rd yr	4th yr		
LVN	LVN	8	8	95	56	75				75
Cert. Lab Asst.	CLA	1	1	5	7	2				2
Radiologic Tech.	RT	1	1	6	3	6				6

# ALAMO STATE PLANNING REGION

POPULATION: 1,117,118

As old as its winding river and as modern as its "Tower of Americas," San Antonio is the hub of the 24-county (27,473 square miles) Alamo Planning Region. Tourists are a major business—not only in San Antonio with the renowned Alamo and the Institute of Texas Cultures—but in the entire region.

Grassy prairies in the Edwards Plateau support cattle, sheep and goat ranching while the rich farmland in the south supports the title, "Wheat Capital of Texas." Dairy cattle thrive in the southeastern section. Poultry farming abounds in the northeastern counties. The region has the diversity of land, climate, and labor skills to produce virtually every type of farm income known to Texas.

Alamo Planning Region has 18,460 allied health employees working for 1,903 health employers. Nearly 80 percent of the allied health employers work in Bexar County. The region's 44 hospitals, 92 nursing homes, 1,206 medical doctors, 349 dentists, and 11 institutions of higher learning

are the major employers of allied health workers. Needs were expressed for 2,090 full-time allied health personnel, in addition to those currently employed, for 1971. The most immediate needs for allied health manpower are in nursing services. By 1971, Alamo Planning Region needs 274 more registered nurses; 290 licensed vocational nurses; and 289 nursing aides, orderlies, and attendants. There is also need for 475 more therapeutic services employees by 1971. This is an increase of 33 percent over the present number of therapeutic services workers.

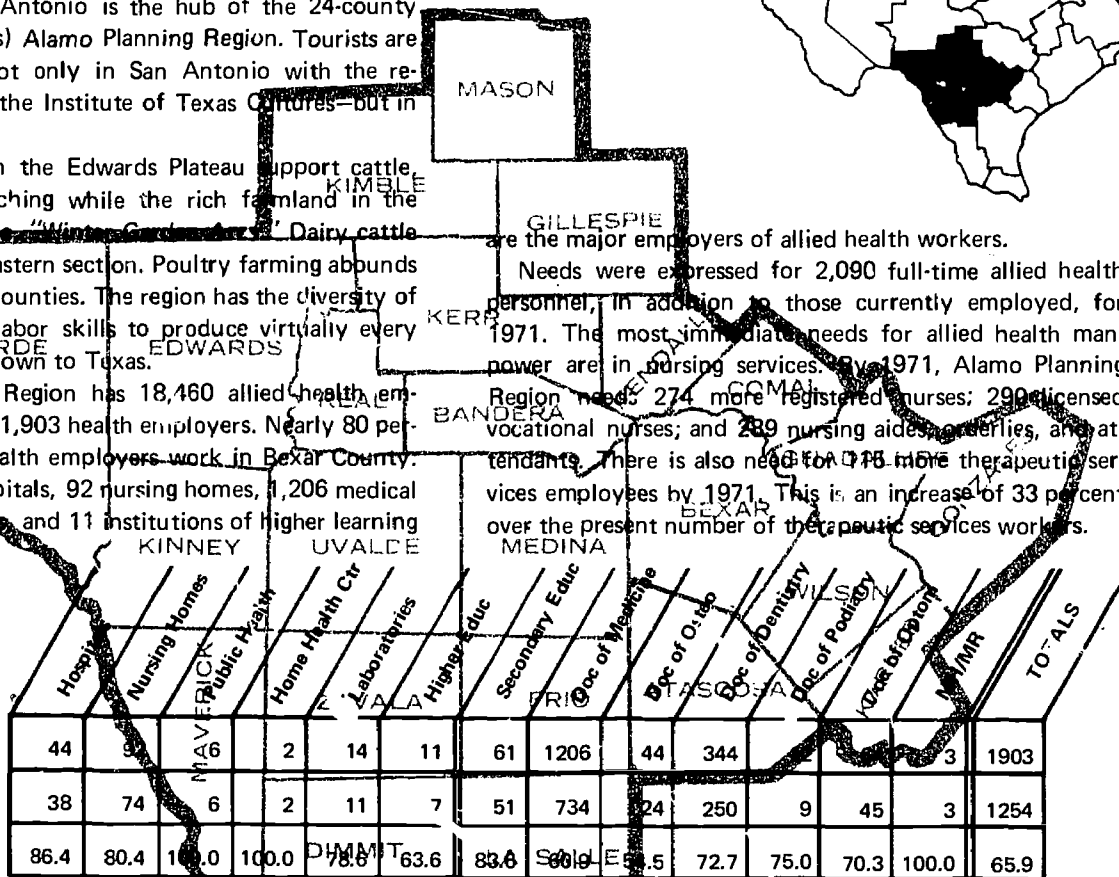
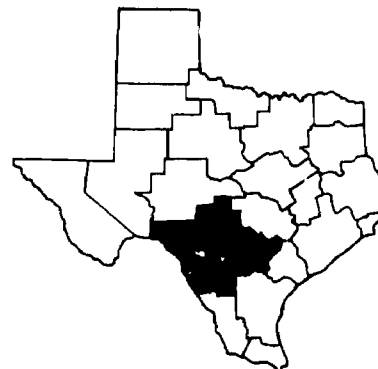


TABLE 57. ALLIED HEALTH MANPOWER - ALAMO REGION

Occupation	Full-time Employees	Part-time Employees	Full-time Equivalent	Funded Open Vacancies	Additional Anticipated Vacancies for 1971	Percent of Funded Positions Vacant	Rate per 100,000 Population
1.00 Dietitian, ADA	47	71	58	6	7	9.4	5.19
1.01 Dietitian, Other	23	4	29			0.0	2.60
1.10 Food Ser Mgr	88	14	94			0.0	8.42
2.00 MT, ASCP	263	55	285	12	30	4.0	25.51
2.01 MT, AMT	92	14	99	1	3	1.0	8.86
2.02 MT, Other	103	89	152	2	11	1.3	13.61
2.10 Cyto, ASCP	5		5	2	2	28.6	0.45
2.11 Cyto, Other	2		2			0.0	0.18
2.20 Histo, ASCP	19	3	21		2	0.0	1.88
2.21 Histo, Other	5	3	7			0.0	0.63
2.30 EKG	36	5	37		4	0.0	3.31
2.40 EEG	6		6			0.0	0.54
2.50 CLA	23	3	24		1	0.0	2.20
2.51 Lab Asst/Aide	132	32	146		15	0.0	13.10
3.00 RT, ARRT	178	48	200	8	18	3.8	17.90
3.01 RT, Other	73	18	79	4	7	4.8	7.07
3.10 X-Ray Asst	26	5	28	3		9.7	2.51
3.20 Rad Therapy, ARRT	8		8	3		27.3	0.72
3.21 Rad Therapy, Other	3		3			0.0	0.27
4.00 MRL, AAMRL	17	13	19	2	4	9.5	1.70
4.01 MRL, Other	17	3	18		2	0.0	1.61
4.10 MRT, AAMRL	10	2	11	2	7	15.4	0.99
4.11 MRT, Other	32	2	33	2	2	5.7	2.95
4.20 Med Lib, MLA	2		2			0.0	0.18
4.21 Med Lib, Other	11	3	13	2	2	13.3	1.16
4.30 MRL, Nursing Home	10	17	12			0.0	1.07
5.00 OT, AOTA	17	7	20	5	5	20.0	1.79
5.01 OT, Other	5	2	6	2	4	25.0	0.54
5.10 OTA, AOTA	7	2	7			0.0	0.63
5.11 OTA, Other	15	2	16	2	5	11.1	1.43
5.20 PT, APTA/ARPT	17	15	22	6	10	21.4	1.97
5.21 PT, Other	2	5	3	4	4	57.1	0.27
PTA	45	6	47	6	5	11.3	4.21
Speech Path, ASHA	13	2	14			0.0	1.25

Occupation	Full-time Employees	Part-time Employees	Full-time Equivalent	Funded Open Vacancies	Additional Anticipated Vacancies for 1971	Percent of Funded Positions Vacant	Rate per 100,000 Population
5.41 Speech Path, Other	2	2	3		2	0.0	0.27
5.50 Recreation Therapy	14	3	15	2	8	11.8	1.34
5.60 IT, ARIT	5	2	7	5	11	41.7	0.63
5.61 IT, Other	42	7	47	2	15	4.1	4.21
5.70 Social Wkr, Masters	69	23	73	2	3	2.7	6.54
5.71 Social Wkr, Other	47	7	48		4	0.0	4.30
5.80 Social Wkr, Asst	24		24	3		11.1	2.15
6.00 Pharmacists	54	39	67	4	8	5.6	6.00
6.10 Pharmacy Asst	52	11	59		2	0.0	5.28
7.00 RN	1,792	324	1,934	119	155	5.8	173.14
7.10 LVN	1,922	216	2,029	91	199	4.3	181.64
7.20 Aides/Orderlies	2,127	284		99	190	4.2	204.83
7.30 Surgical Tech Aide	160	10	164	11	12	6.3	14.68
8.00 Medical Typist	137	11	142	9	13	6.0	12.71
8.00 Med Asst, AAMA	76	7	82	4	5	4.7	7.34
8.01 Med Asst, Other	358	28	399	14	14	3.4	35.72
8.10 Ward Clerk	386	23	401	6	36	1.5	35.90
8.20 Den Asst. AADA	50	10	52		10	0.0	4.66
8.21 Den Asst, Other	333	87	392	7	24	1.8	35.09
8.30 Den Lab Tech	20	18	29	2	3	6.5	2.60
8.40 Den Hygienist	34	39	54	10	28	15.6	4.83
8.81 Optom Asst	35	8	39	3	3	7.1	3.49
8.82 Optom Tech		2	0	2	2	100.0	0.00
8.83 Optom Lab Tech	10	2	10			0.0	0.90
8.84 Dispen Optician	22	3	23		2	0.0	2.06
8.90 Pod Asst, ARPA	3		3			0.0	0.27
8.91 Pod Asst, Other	15	7	19			0.0	1.70
8.50 Other Pro & Tech	231	12	236	10	9	4.1	21.13
9.00 Food Service	1,268	127	1,325	22	230	1.6	118.62
9.10 Laundry	352	17	360	6	29	1.6	32.23
9.20 Housekeeping	895	52	925	11	93	1.2	82.81
9.30 Maintenance	490	41	509	15	34	2.9	45.57
9.40 Management	372	8	376	7	37	1.8	33.67
9.45 Mgr, Long-Term Fac	65	10	68	2	3	2.9	6.09
9.50 Secretarial, Clerical	2,113	232	2,226	47	99	2.1	199.28
9.60 Other Non-Pro & Tech	1,292	121	1,338	9	59	0.7	119.79

### ALLIED HEALTH EDUCATION

TABLE 58 ALLIED HEALTH EDUCATION PROGRAMS, ALAMO REGION

Type of Program		Number of Programs		Approved Student		Current Student Enrollment				Total
		Surveyed	Returns	Capacity	1970 Graduates	1st yr	2nd yr	3rd yr	4th yr	
RN - Bacc.	RN	1	1	250	80	86	78	59	82	305
RN - Diploma.	RN	2	2	109	40		28	31		59
RN - Assoc.	RN	1	1	160	30	102	50			152
LVN	LVN	13	13	520	209 <sup>1</sup>	507				507
Opr. Room Tech.	ORT	2	2	42	24	8	6			14
Cert. Lab Asst.	CLA	1	1	10	6	5				5
Medical Lab Tech.	MLT	1	1	15	0	16				16
Medical Tech.	MT	4	4	55	26				22	11
Cytotechnologist	CT	1	1	6	4			5		5
Radiologic Tech.	RT	5	4 <sup>a</sup>	77	21	43	25			68
Inhalation Ther.	IT	1	1	20	0	21				21
Dental Asst	DA	1	1	68	11	34	21			55
Physical Ther. Asst	PTA	1	1	15	0					0
Occup. Ther. Asst.	OTA	1	0 <sup>b</sup>	15	0	6				6
Social Worker (ma)	SW	1	0	0	0					0
Case Worker (bach)	CW	1	1	100	18			20	40	60
Dietitian	DIET	1	1	80	2	5	5	3	17	15
Hospital Administr.	HA	1	1	50	36					61
Hospital Manage. Asst.	HMA	1	1	120	0	26				26
Medical Secretary	MS	1	1	15	0					0
Medical Rec. Lib.	MRL	1	1	45	8	5	11	14	10	40
Medical Assistant	MA	1	1	36	15	41	38			79
Medical Record Tech.	MRT	1	1	45	0	24	13			37

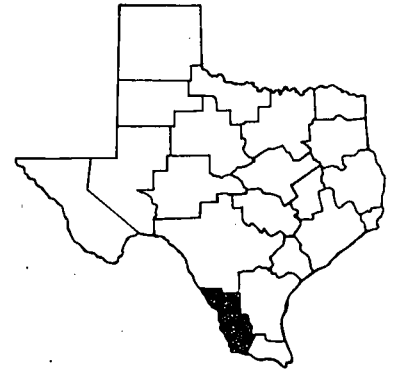
<sup>1</sup>Graduates not reported by LVN program at St. Phillips College.

<sup>a</sup>Radiologic Technology program questionnaire for Incarnate Word College not returned.

<sup>b</sup>Social Worker program questionnaire for Our Lady of the Lake College not returned.

# SOUTH TEXAS STATE PLANNING REGION

POPULATION: 94,403



Excitement and languor abide side by side in the four-county (6,643 square miles) South Texas Planning Region, which has Laredo in Webb County as its focal point. This strong south-of-the-border-flavored city is Texas' major Mexico entry point. Webb County shares farming, ranching, mineral resource production, and a predominantly Spanish surname population with other counties in the region—but its entry port role is unique. More than two and one-half million vehicles and eight million persons annually cross the International Bridge spanning the Rio Grande between Laredo and Nuevo Laredo.

Hebbronville in Jim Hogg County is the center of a predominantly oil economy in contrast to other regional counties. Most of the terrain in the Laredo to Hebbronville area

is bushy, cactus-thick native pasture, little changed from the landscape of previous centuries.

South Texas Planning Region has 1,420 allied health employees working for 81 health employers. Nearly 80 percent of the allied health employers work in Webb County. The region's six hospitals, two nursing homes, and 49 medical doctors are the major employers of allied health workers.

Needs were expressed for 188 full-time allied health personnel, in addition to those currently employed, for 1971. The most immediate needs for allied health manpower are in nursing services. By 1971, South Texas Planning Region needs 35 registered nurses; 35 licensed vocational nurses; and 52 more nursing aides, orderlies, and attendants.

	Hospitals	Nursing Homes	Public Health	Higher Educ	Secondary Educ	Inst Agencies	Doc of Medicine	Doc of Dentistry	Doc of Osteo	Doc of Optom	TOTALS
NUMBER SURVEYED	6	2	2	1	8	1	9	7	1	4	81
NUMBER RETURNED	3	0	2	1	6	1	5	0			48
PERCENTAGE	50.0	0.0	100.0	100.0	75.0	100.0	53.1	71.4	0.0	100.0	53.9

TABLE 59 ALLIED HEALTH MANPOWER, SOUTH TEXAS REGION

Occupation	Full-time Employees	Part-time Employees	Full-time Equivalent	Funded Open Vacancies	Additional Anticipated Vacancies for 1971	Percent of Funded Positions Vacant	Rate per 100,000 Population
1.00 Dietitian, ADA		3	0	3		100.0	0.00
1.10 Food Ser Mgr	9		9			0.0	9.57
2.00 MT, ASCP	9	1	10		1	0.0	10.64
2.01 MT, AMT	1	1	1			0.0	1.06
2.02 MT, Other	6		6			0.0	6.38
2.30 EKG	3		3	2		40.0	3.19
2.50 CLA	12		12			0.0	12.77
2.51 Lab Asst/Alde	5	3	6		1	0.0	6.38
3.00 RT, ARRT	8	3	9	1	1	10.0	9.57
3.01 RT, Other	7		7		3	0.0	7.45
4.00 MRL, AAMRL		2	0			0.0	0.0
4.10 MRT, AAMRL	2		2			0.0	2.13
4.11 MRT, Other	2		2			0.0	2.13
5.61 IT, Other	3		3			0.0	3.19
5.80 Social Wkr, Asst			0	3		100.0	0.00
6.0C Pharmacists	7		7			0.0	7.45
6.10 Pharmacy Asst	13	3	17			0.0	18.09



Occupation	Full-time Employees	Part-time Employees	Full-time Equivalent	Funded Open Vacancies	Additional Anticipated Vacancies for 1971	Percent of Funded Positions Vacant	Rate per 100,000 Population
7.00 RN	76	11	81	25	10	23.6	86.17
7.10 LVN	221	12	229	20	15	8.0	243.62
7.20 Aides/Orderlies	349	23	361	52		12.6	384.04
7.30 Surgical Tech Aide	6	3	7			0.0	7.45
8.00 Medical Typist	19	3	21			0.0	22.34
8.00 Med Asst, AAMA	25		25		10	0.0	26.60
8.01 Med Asst, Other	21	4	23		2	0.0	24.47
8.21 Den Asst, Other	12		12			0.0	12.77
8.30 Den Lab Tech	2		2			0.0	2.13
8.40 Den Hygienist	4		4			0.0	4.26
8.81 Optom Asst	7	5	10			0.0	10.64
8.82 Optom Tech	1		1			0.0	1.06
8.83 Optom Lab Tech	5		5			0.0	5.32
8.84 Dispen Optician	4	3	6			0.0	6.38
8.50 Other Pro & Tech	21	2	23			0.0	24.47
9.00 Food Service	81	9	93	7		7.0	98.94
9.10 Laundry	52		52			0.0	55.32
9.20 Housekeeping	85		85	5		5.6	90.43
9.30 Maintenance	40		40	5		11.1	42.55
9.40 Management	9	3	11	11		50.0	11.70
9.50 Secretarial, Clerical	144	5	145	8	3	5.2	154.26
9.60 Other Non-Pro & Tech	40	10	45			0.0	47.87

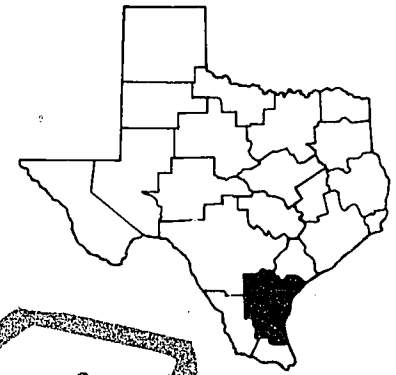
### ALLIED HEALTH EDUCATION

TABLE 60 ALLIED HEALTH EDUCATION PROGRAMS, SOUTH TEXAS REGION

Type of Program		Number of Programs		Approved Student	1970	Current Student Enrollment				Total	
		Surveyed	Returns	Capacity	Graduates	1st yr	2nd yr	3rd yr	4th yr		Grad Students
RN - Assoc.	RN	1	1	80	12	38	23				61
LVN	LVN	1	1	30	20	29					29
Cert. Lab Asst.	CLA	1	1	8	2	4					4
Radiologic Tech.	RT	1	1	8	3	4	7				11
Community Health Aide	CHA	1	1	23	41	21					21

# COASTAL BEND STATE PLANNING REGION

POPULATION: 409,587



Corpus Christi is the focal point for the 12-county (12,193 square miles) Coastal Bend Planning Region. It is the communication, shopping, and marketing center for the coastal region. Millions of cargo tons are handled annually by this Nueces County port city through its 40-foot-deep channel.

From populous Nueces County to Kenedy County, one of the least populated counties in the State, the region is linked with common interests in cotton, oil, and ranching. The farther the county is from the Gulf Coast, the more cotton and ranching increase in economic importance while oil declines.

Coastal Bend Planning Region has 7,264 allied health employees working for 665 health employers. Over 70 per-

cent of the allied health employers work in Nueces County. The region's 22 hospitals, 20 nursing homes, and 379 medical doctors are the major employers of allied health workers.

Needs were expressed for 1,312 full-time allied health personnel, in addition to those currently employed, for 1971. The most immediate needs for allied health manpower are in nursing services. By 1971, Coastal Bend Planning Region needs 253 more registered nurses; 184 more licensed vocational nurses; and 238 more nursing aides, orderlies, and attendants. There is also need for 48 more therapeutic services employees by 1971. This is an increase of 33 percent over the present number of therapeutic services workers.

	Hospitals	Nursing Homes	Public Health	Laboratories	Higher Educ	Secondary Educ	Doc of Medicine	Doc of Osteo	Doc of Dentary	Doc of Podiatry	Doc of Optom	MH/MR	TOTALS
NUMBER SURVEYED	22	20	1	4	29	379	42	137	6	20	2		665
NUMBER RETURNED	17	16	1	4	25	253	28	109	6	14	2		478
PERCENTAGE	72.7	80.0	100.0	100.0	86.2	66.8	66.7	79.5	100.0	70.0	100.0		71.9

TABLE 61 ALLIED HEALTH MANPOWER, COASTAL BEND REGION

Occupation	Full-time Employees	Part-time Employees	Full-time Equivalent	Funded Open Vacancies	Additional Anticipated Vacancies for 1971	Percent of Funded Positions Vacant	Rate per 100,000 Population
1.00 Dietitian, ADA	13	15	16	3	5	15.8	3.90
1.01 Dietitian, Other	16	8	19	4	3	17.4	4.63
1.10 Food Ser Mgr	36	4	38	3	3	7.3	9.27
2.00 MT, ASCP	72	12	77	11	22	12.5	18.78
2.01 MT, AMT	43	6	46	4	1	8.3	11.22
2.02 MT, Other	26	8	31	2	3	6.1	7.56
2.10 Cyto, ASCP			0		2	0.0	0.00
2.11 Cyto, Other	2		2			0.0	0.49
2.20 Histo, ASCP	3		3		2	0.0	0.73
2.21 Histo, Other	3		3			0.0	0.73
2.30 EKG	14	4	16	2	2	11.1	3.90
2.40 EEG	6	4	8		2	0.0	1.95
2.50 CLA	26		26	4	13	13.3	6.34
2.51 Lab Asst/Aide	76	11	81			0.0	19.76
3.00 RT, ARRT	77	14	85	10	14	10.5	20.73
3.01 RT, Other	18		22		1	0.0	5.37
3.10 X-Ray Asst	24	3	25		3	0.0	6.10
3.20 Rad Therapy, ARRT	6		6			0.0	1.46
3.21 Rad Therapy, Other	2		2			0.0	0.49
3.30 Rad Therapy Asst	2		2			0.0	0.49

Occupation	Full-time Employees	Part-time Employees	Full-time Equivalent	Funded Open Vacancies	Additional Anticipated Vacancies for 1971	Percent of Funded Positions Vacant	Rate per 100,000 Population
4.00 MRI., AAMRL	3	5	4	2	2	33.3	0.98
4.01 MRI, Other	7	3	8		2	0.0	1.95
4.10 MRT, AAMRL	5		5			0.0	1.22
4.11 MRT, Other	8	4	9		3	0.0	2.20
4.21 Med Lib, Other	2	3	4			0.0	0.98
4.30 MRI, Nursing Home	2	2	2			0.0	0.49
5.00 OT, AOTA	2	2	3		2	0.0	0.73
5.01 OT, Other	3	2	4	2	2	33.3	0.98
5.11 OTA, Other	11		11			0.0	2.68
5.20 PT, APTA/ARPT	10	8	14	5	8	26.3	3.41
5.21 PT, Other	4	3	4			0.0	0.98
5.30 PTA	31	5	32		7	0.0	7.80
5.40 Speech Path, ASHA		2	1			0.0	0.24
5.41 Speech Path, Other		2	2			0.0	0.49
5.50 Recreation Therapy	4	3	7	3	2	30.0	1.71
5.60 IT, ARIT	2		2			0.0	0.49
5.61 IT, Other	24	2	25		10	0.0	6.10
5.70 Social Wkr, Masters	2	4	3	2	2	40.0	0.73
5.71 Social Wkr, Other	43	4	44	3		6.4	10.73
5.80 Social Wkr, Asst	15		15			0.0	3.66
6.00 Pharmacists	19	13	24	3	4	11.1	5.85
6.10 Pharmacy Asst	15	9	20			0.0	4.88
7.00 RN	594	94	634	96	157	13.2	154.63
7.10 LVN	1,145	87	1,178	51	133	4.1	287.32
7.20 Aides/Orderlies	1,083	133	1,163	90	148	7.2	283.66
7.30 Surgical Tech Aide	83	6	85	6	8	6.6	20.73
8.00 Medical Typist	71	6	74	2	13	2.6	18.05
8.01 Med Asst, Other	144	24	164	3	9	1.8	40.00
8.10 Ward Clerk	170	15	175		27	0.0	42.68
8.20 Den Asst, AADA	27		27		3	0.0	6.59
8.21 Den Asst, Other	153	32	177	4	17	2.2	43.17
8.30 Den Lab Tech	16	9	19		2	0.0	4.63
8.40 Den Hygienist	12	8	16	7	17	30.4	3.90
8.81 Optom Asst	21	5	25		2	0.0	6.10
8.82 Optom Tech	5		5			0.0	1.22
8.83 Optom Lab Tech	5		5			0.0	1.22
8.84 Dispen Optician	16	2	18		3	0.0	4.39
8.91 Pod Asst, Other	4		4			0.0	0.98
8.50 Other Pro & Tech	24	6	27	5	3	15.6	6.59
9.00 Food Service	393	59	421	16	82	3.7	102.68
9.10 Laundry*	94	5	97	5	26	4.9	23.66
9.20 Housekeeping	414	18	425	3	70	0.7	103.66
9.30 Maintenance	141	20	151	2	7	1.3	36.83
9.40 Management	91	4	93			0.0	22.68
9.45 Mgr, Long-Term Fac	22	2	23			0.0	5.61
9.50 Secretarial, Clerical	753	86	791	18	86	2.2	192.93
9.60 Other Non-Pro & Tech	294	26	305	3	5	1.0	74.39

### ALLIED HEALTH EDUCATION

TABLE 62 ALLIED HEALTH EDUCATION PROGRAMS, COASTAL BEND REGION

Type of Program		Number of Programs		Approved Student Capacity		Current Student Enrollment				Total
		Surveyed	Returns	1970 Graduates	1st yr	2nd yr	3rd yr	4th yr	Grad Students	
RN - Assoc.	RN	1	1	130	30	76	53			129
LVN	LVN	2	2	205	149	185				185
Cert. Lab Asst.	CLA	1	1	6	2	5				5
Medical Tech.	MT	1	1	8	4			6	1	7
Radiologic Tech.	RT	2	2	36	9	17	8			25
Dental Hygienist	DH	2	2	52	0	37	22			59
Dietitian	DIET	1	1	1	6	8	7	10		25

# LOWER RIO GRANDE VALLEY STATE PLANNING REGION

POPULATION: 326,653

REGION



Today, the Valley is such a strip of urban and urbanizing areas that no one city can be identified as the focal point for the three-county (3,019 square miles) Lower Rio Grande Valley Planning Region. Three cities, McAllen, Harlingen, and Brownsville share the primary influence.

McAllen in Hidalgo County is economically bolstered by tourists, the citrus industry, truck farming, international trade and oil and gas. Harlingen in Cameron County combines small town friendliness with big city facilities. Train loads of grapefruit and oranges are shipped in winter and tons of cotton are shipped in summer. Brownsville is the southernmost incorporated city in the nation and home of Texas Southmost College. Although 17 miles from the sea, a ship channel has made Brownsville an important port for both Texas and Mexico. It docks the largest fleet of fishing trawlers in the United States and boasts the largest annual

haul of shrimp of any port on earth.

Lower Rio Grande Valley Planning Region has 4,389 allied health employees working for 383 health employers. The region's 14 hospitals, 25 nursing homes, and 221 medical doctors are the major employers of allied health workers.

Needs were expressed for 349 full-time allied health personnel, in addition to those currently employed, for 1971. The most immediate needs for allied health manpower are in nursing services. By 1971, Lower Rio Grande Valley Planning Region needs 27 more registered nurses; 77 more licensed vocational nurses; and 69 more nursing aides, orderlies, and attendants. There is also need for 23 more therapeutic services employees by 1971. This is an increase of 33 percent over the present number of therapeutic services workers.

	Hospitals	Nursing Homes	Public Health	Home Health Ctr	Higher Educ	Secondary Educ	Laboratories	Doc of Medicine	Doc of Osteo	Doc of Dentistry	Doc of Podiatry	Doc of Optom	MH/MR	TOTALS
NUMBER SURVEYED	14	25	2	3	2	25	5	221	9	55	3	17	2	383
NUMBER RETURNED	13	19	1	0	0	24	4	156	4	41	2	11	2	277
PERCENTAGE	92.9	76.0	50.0	0.0	0.0	96.0	80.0	70.6	44.4	74.6	66.7	64.7	100.0	72.3

TABLE 63 ALLIED HEALTH MANPOWER, LOWER RIO GRANDE VALLEY

Occupation	Full-time Employees	Part-time Employees	Full-time Equivalent	Funded Open Vacancies	Additional Anticipated Vacancies for 1971	Percent of Funded Positions Vacant	Rate per 100,000 Population
1.00 Dietitian, ADA	7	15	9	2		18.2	2.75
1.01 Dietitian, Other	7	4	7		2	0.0	2.14
1.10 Food Ser Mgr	21	4	18	2		10.0	5.50
2.00 MT, ASCP	47	5	49	4	1	7.6	14.98
2.01 MT, AMT	29	4	32	1		3.0	9.79
2.02 MT, Other	23	6	26	2		7.1	7.95
2.20 Histo, ASCP	2		2			0.0	0.61
2.21 Histo, Other	3		3			0.0	0.92
2.30 EKG	6		6			0.0	1.83
2.40 EEG	2		2		3	0.0	0.61
2.50 CLA	4		4		1	0.0	1.22
2.51 Lab Asst/Aide	38	9	43		1	0.0	13.15
3.00 RT, ARRT	25	3	26	3	5	10.3	7.95
3.01 RT, Other	23		23			0.0	7.03
3.10 X-Ray Asst	11	3	12		4	0.0	3.67
4.00 MRL, AAMRL	2	5	3		2	0.0	0.92
4.01 MRL, Other	5		5			0.0	1.53
4.10 MRT, AAMRL	3	2	4			0.0	1.22
4.11 MRT, Other	13	2	14			0.0	4.28
4.30 MRL, Nursing Home		9	2			0.0	0.61

Occupation	Full-time Employees	Part-time Employees	Full-time Equivalent	Funded Open Vacancies	Additional Anticipated Vacancies for 1971	Percent of Funded Positions Vacant	Rate per 100,000 Population
5.00 OT, AOTA	2	2	2			0.0	0.61
5.01 OT, Other	4		4			0.0	1.22
5.10 OTA, AOTA		2	1	2	2	66.7	0.31
5.11 OTA, Other		2	2			0.0	0.61
5.20 PT, APTA/ARPT	6	10	8		2	0.0	2.45
5.21 PT, Other			0		3	0.0	0.00
5.30 PTA	5	2	5			0.0	1.53
5.40 Speech Path, ASHA		2	1		2	0.0	0.31
5.41 Speech Path, Other		2	2			0.0	0.61
5.50 Recreation Therapy	5	4	7			0.0	2.14
5.60 IT, ARIT	3		3	4		57.1	0.92
5.61 IT, Other	14	2	15	4	4	21.1	4.59
5.70 Social Wkr, Masters	6	7	9			0.0	2.75
5.71 Social Wkr, Other	12	3	12			0.0	3.67
5.80 Social Wkr, Asst	4		4			0.0	1.22
6.00 Pharmacists	7	11	11			0.0	3.36
6.10 Pharmacy Asst	17	4	20			0.0	6.12
7.00 RN	343	37	371	19	8	4.9	113.46
7.10 LVN	541	53	569	31	46	5.2	174.01
7.20 Aides/Orderlies	853	99	902	18	51	2.0	275.84
7.30 Surgical Tech Aide	24	2	25	3	8	10.7	7.65
8.00 Medical Typist	21	4	22	3	3	12.0	6.73
8.00 Med Asst, AAMA	16		16			0.0	4.89
8.01 Med Asst, Other	76	6	79	3	3	3.7	24.16
8.10 Ward Clerk	65	4	68		4	0.0	20.79
8.20 Den Asst, AADA	5		5			0.0	1.53
8.21 Den Asst, Other	65	9	69		5	0.0	21.10
8.30 Den Lab Tech	5	3	6	2	3	25.0	1.83
8.40 Den Hygienist	2	2	3	2	6	40.0	0.92
8.81 Optom Asst	11		11	4		26.7	3.36
8.83 Optom Lab Tech	2	2	4	2		33.3	1.22
8.84 Dispen Optician	16		16	2		11.1	4.89
8.91 Pod Asst, Other	5		5		2	0.0	1.53
8.50 Other Pro & Tech	12		12	1	2	7.7	3.67
9.00 Food Service	260	42	278	4	8	1.4	85.02
9.10 Laundry	70	12	74	2	3	2.6	22.63
9.20 Housekeeping	210	20	220	3	4	1.4	67.28
9.30 Maintenance	106	13	110	4	2	3.5	33.64
9.40 Management	49	2	49			0.0	14.98
9.45 Mgr, Long-term Fac	19		19			0.0	5.81
9.50 Secretarial, Clerical	469	39	488	10	18	2.0	149.24
9.60 Other Non-Pro & Tech	277	38	294	4		1.3	89.91

### ALLIED HEALTH EDUCATION


TABLE 64 ALLIED HEALTH EDUCATION PROGRAMS, LOWER RIO GRANDE VALLEY REGION.

Type of Program		Number of Programs		Approved Student Capacity	Current Student Enrollment				Total
		Surveyed	Returns	1970	1st yr	2nd yr	3rd yr	4th yr	
RN - Bacc.	RN	1	1	100	7	48	16		64
LVN	LVN	5	5	129	66	111			111
Medical Tech.	MT	1	1	8	3			6	6
Radiologic Tech.	RT	1	1	8	1	4	1		5
Case Worker (bach)	CW	1	0	0 <sup>1</sup>	0				0
Medical Secretary	MS	1	1	4	3	2			2

<sup>1</sup> Caseworker program questionnaire for Pan American College not returned.

# PART III

## COUNTY ALLIED HEALTH MANPOWER AND EDUCATION



## INTRODUCTION

The following pages describe allied health manpower and education in Texas' 254 counties. Texas counties range in size from Brewster County, comprising a land area equal to that of Connecticut plus Rhode Island (6,208 square miles), to Camp County, Texas' smallest (109 square miles). County populations range from 150 (1970 Preliminary) in Loving County to 1,722,533 (1970 Preliminary) in Harris County. With such great extremes in size and numbers it is only natural that allied health manpower figures are also extremely diversified in Texas counties.

Harris County and Dallas County, Texas' most populated, are also the largest employers of health manpower. Harris County has 55 hospitals, 64 nursing homes, and nearly 3,000 doctors of medicine among a total of 4,015 health employers. Dallas County has 57 hospitals, 61 nursing homes, and over 2,000 doctors of medicine among a total of 3,262 health employers. These counties alone account for over 34 percent of all health employers in Texas, and 56,222 of the reported allied health employees. On the other extreme, there are 13 Texas counties that have no health employers or employees at all.

The data presented in the following pages on manpower

is unadjusted (i.e., represents only those totals *reported* for each county). Each county is reviewed as to number of health care employers surveyed and number of survey returns. Following the survey information table for each county is the manpower data table describing, by occupation, the total number of full-time employees, part-time employees, hours worked by part-time employees, funded open positions, and additional anticipated vacancies for 1971 reported by those employers returning their survey questionnaires.

There are 457 allied health education programs scattered throughout 127 Texas counties. Harris County, with 51 allied health education programs, has the most of any county in Texas. However, there are 62 programs in the Dallas-Ft. Worth area to combine for the most concentrated number of allied health programs. Licensed Vocational Nurse programs are the most widely distributed programs in Texas with 124 counties having at least one L.V.N. program. Every allied health program in Texas is presented by institution in its respective alphabetically listed county.

# ALLIED HEALTH MANPOWER

## ANDERSON COUNTY

	Hospitals	Nursing Homes	Secondary Educ	Doc of Medicine	Doc of Osteo	Doc of Dentistry	Doc of Optom							TOTALS
NUMBER SURVEYED	2	6	4	19	2	6	2							41
NUMBER RETURNED	2	2	4	16	1	5	1							31
PERCENTAGE	100.0	33.3	100.0	84.2	50.0	83.3	50.0							75.6

Occupation	Full-time Employees	Part-time Employees	Hours Worked Part-time	Funded Open Vacancies	Additional Anticipated Vacancies for 1971
1.00 Dietitian, ADA		1	-6		1
1.01 Dietitian, Other	21	10	150		
1.10 Food Ser Mgr	2				
2.00 MT, ASCP	2	1	20		
2.01 MT, AMT	2				1
2.02 MT, Other	1				
2.30 EKG	1				
2.50 CLA	3				
2.51 Lab Asst/Aide	2	1	20		
3.00 RT, ARRT	1				
3.01 RT, Other	1				
3.10 X-Ray Asst	1	3	45		
4.01 MRL, Other	2				
4.11 MRT, Other	2				
5.50 Recreation Therapy		1	20		
5.61 IT, Other	2				
6.00 Pharmacists	2				
6.10 Pharmacy Asst	2	1	20		
7.00 RN	22	2	34	1	2
7.10 LVN	82	11	198	1	1
7.20 Aides/Orderlies	60	27	540	2	
7.30 Surgical Tech Aide	7				
8.00 Medical Typist	2	1	15		
8.00 Med Asst, AAMA	2				
8.01 Med Asst, Other	1				
8.21 Den Asst, Other	4	1	16		1
8.84 Dispen Optician	1				
9.00 Food Service	23	4	64		
9.20 Housekeeping	33	2	40		
9.30 Maintenance	5	1	16		
9.40 Management	5				
9.45 Mgr, Long-Term Fac	2				
9.50 Secretarial, Clerical	34	11	154		
9.60 Other Non-Pro & Tech	5	3	60		

## ANDREWS COUNTY

	Hospitals	Nursing Homes	Public Health	Secondary Educ	Doc of Medicine	Doc of Dentistry	Doc of Optom							TOTALS
NUMBER SURVEYED	2	1	1	1	6	2	1							14
NUMBER RETURNED	2	1	0	1	5	2	1							12
PERCENTAGE	100.0	100.0	0.0	100.0	83.3	100.0	100.0							85.7



**ANDREWS**

Occupation	Full-time Employees	Part-time Employees	Hours Worked Part-time	Funded Open Vacancies	Additional Anticipated Vacancies for 1971
1.00 Dietitian, ADA		1	6		1
1.01 Dietitian, Other	7				
1.10 Food Ser Mgr	2				
2.00 MT, ASCP	3				
2.01 MT, AMT	2				1
2.02 MT, Other	1	1	20		1
2.51 Lab Asst/Aide	1				1
3.00 RT, AART	3				1
3.01 RT, Other	2				
3.10 X-Ray Asst	2				1
4.00 MRL, AAMRL					1
4.01 MRL, Other	1				
4.11 MRT, Other	3				2
4.20 Med Lib, MLA	1				
5.20 PT, APTA/ARPT		1	20		1
5.30 PTA	5	1	10		2
5.61 IT, Other	3				2
6.00 Pharmacists	2				1
6.10 Pharmacy Asst	3				
7.00 RN	19			2	4
7.10 LVN	52	6	132	1	14
7.20 Aides/Orderlies	29	3	60		4
7.30 Surgical Tech Aide	2				
8.10 Ward Clerk	2	1	20		2
8.21 Den Asst, Other	2	2	40		
8.81 Optom Asst					1
8.82 Optom Tech				1	
8.84 Dispen Optician				1	
9.00 Food Service	17	4	64		4
9.10 Laundry	2				
9.20 Housekeeping	23	2	40		7
9.30 Maintenance	4				
9.40 Management	2				
9.45 Mgr, Long-Term Fac	1				
9.50 Secretarial, Clerical	13	3	63		1
9.60 Other Non-Pro & Tech	13	1	32		1

**ANGELINA COUNTY**

	Hospitals	Nursing Homes	Public Health	Higher Educ	Doc of Medicine	Doc of Dentistry	Doc of Podiatry	Doc of Optom	MH/MR					TOTALS
NUMBER SURVEYED	2	1	1	1	42	17	1	5	1					71
NUMBER RETURNED	1	1	1	1	24	12	0	3	1					44
PERCENTAGE	50.0	100.0	100.0	100.0	57.1	70.6	0.0	60.0	100.0					62.0

Occupation	Full-time Employees	Part-time Employees	Hours Worked Part-time	Funded Open Vacancies	Additional Anticipated Vacancies for 1971
1.00 Dietitian, ADA		3	18		
1.01 Dietitian, Other	1				
1.10 Food Ser Mgr	9				
2.00 MT, ASCP	4				
2.01 MT, AMT	5				
2.02 MT, Other	1	1	20		
2.40 EEG	1				
2.51 Lab Asst/Aide	3				1
3.00 RT, ARRT	8	2	38		
3.10 X-Ray Asst		1	15		
4.01 MRL, Other	1				
5.11 OTA, Other	1				
5.20 PT, APTA/ARPT	1				
5.71 Social Wkr, Other	3			2	

**ANGELINA**

Occupation	Full-time Employees	Part-time Employees	Hours Worked Part-time	Funded Open Vacancies	Additional Anticipated Vacancies for 1971
6.00 Pharmacists	3				
6.10 Pharmacy Asst	3				
7.00 RN	30	5	84	4	
7.10 LVN	103	16	320		
7.20 Aides/Orderlies	428	29	580	31	
8.00 Medical Typist	2				
8.01 Med Asst, Other	5	1	100		1
8.10 Ward Clerk	2				
8.21 Den Asst, Other	17	2	28		4
8.40 Den Hygienist		1	20	2	2
8.81 Optom Asst	1				
8.83 Optom Lab Tech	1				1
8.50 Other Pro & Tech	9			5	
9.00 Food Service	81	6	96	2	
9.10 Laundry	15			1	
9.20 Housekeeping	39	3	60	2	
9.30 Maintenance	33	1	16		
9.40 Management	15	1	17		
9.45 Mgr, Long-term Fac	3				
9.50 Secretarial, Clerical	80	1	6	2	3
9.60 Other Non-Pro & Tech	38	10	32	3	2

**ARANSAS COUNTY**

	Nursing Homes	Secondary Educ	Doc of Medicine	Doc of Osteo	Doc of Dentistry								TOTALS
NUMBER SURVEYED	1	1	3	1	2								8
NUMBER RETURNED	1	1	3	1	0								6
PERCENTAGE	100.0	100.0	100.0	100.0	0.0								75.0

Occupation	Full-time Employees	Part-time Employees	Hours Worked Part-time	Funded Open Vacancies	Additional Anticipated Vacancies for 1971
1.00 Dietitian, ADA		1	6		
2.01 MT, AMT	1				
7.00 RN	2				
7.10 LVN	4	2	40		
7.20 Aides/Orderlies	6	3	60		
8.01 Med Asst, Other	3	1	25		
9.00 Food Service	4	1	16		
9.20 Housekeeping	1				
9.30 Maintenance	1				
9.45 Mgr, Long-term Fac	1				
9.50 Secretarial, Clerical	3				

**ARCHER COUNTY**

	Hospitals	Nursing Homes	Doc of Medicine										TOTALS
NUMBER SURVEYED	1	1	1										3
NUMBER RETURNED	1	1	1										3
PERCENTAGE	100.0	100.0	100.0										100.0

ARCHER

Occupation	Full-time Employees	Part-time Employees	Hours Worked Part-time	Funded Open Vacancies	Additional Anticipated Vacancies for 1971
1.01 Dietitian, Other		1	5		
2.00 MT, ASCP	1				
3.00 RT, ARRT	1				
3.01 RT, Other	1				
7.00 RN	5				
7.10 LVN	6	1	20		
7.20 Aides, Orderlies	12	2	40		
9.00 Food Service	5	4	64		
9.10 Laundry	2				
9.20 Housekeeping	1	1	20		
9.30 Maintenance	1	1	16		
9.50 Secretarial, Clerical	3				

ARMSTRONG COUNTY

	Nursing Homes	Doc of Medicine											TOTALS
NUMBER SURVEYED	1	1											2
NUMBER RETURNED	0	1											1
PERCENTAGE	0.0	100.0											50.0

Occupation	Full-time Employees	Part-time Employees	Hours Worked Part-time	Funded Open Vacancies	Additional Anticipated Vacancies for 1971
7.00 RN	3	1	2		
9.50 Secretarial, Clerical	1				

ATASCOSA COUNTY

	Hospitals	Nursing Homes	Public Health	Secondary Educ	Doc of Medicine	Doc of Dentistry							TOTALS
NUMBER SURVEYED	2	6	1	3	7	3							22
NUMBER RETURNED	1	4	1	3	4	2							15
PERCENTAGE	50.0	66.7	100.0	100.0	57.1	66.7							68.2

Occupation	Full-time Employees	Part-time Employees	Hours Worked Part-time	Funded Open Vacancies	Additional Anticipated Vacancies for 1971
1.00 Dietitian, ADA	1	4	24		
1.10 Food Ser Mgr	2				
2.00 MT, ASCP	1				
2.50 CLA	1				
2.51 Lab Asst/Aide	1	1	20		
3.01 RT, Other	1				
4.10 MRT, AAMRL	1				
4.11 MRT, Other	1				
5.01 OT, Other		1	11		

**ATASCOSA**

Occupation	Full-time Employees	Part-time Employees	Hours Worked Part-time	Funded Open Vacancies	Additional Anticipated Vacancies for 1971
5.10 OTA, AOTA		1	8		
5.70 Social Wkr, Masters		1	5		
5.71 Social Wkr, Other		1	6		
6.00 Pharmacists		1	12		
6.10 Pharmacy Asst	1				
7.00 RN	12	3	51		1
7.10 LVN	19	9	180		
7.20 Aides/Orderlies	55	9	180		
7.30 Surgical Tech Aide	3				
8.00 Medical Typist	2				
8.01 Med Asst, Other	2				
8.10 Ward Clerk	1	1	20		1
8.20 Den Asst, AADA	1				1
8.21 Den Asst, Other	2	2	9		1
8.40 Den Hygienist				1	1
9.00 Food Service	18	1	16		
9.10 Laundry	8				
9.20 Housekeeping	9	2	40		
9.30 Maintenance	4				
9.40 Management	5				
9.45 Mgr, Long-term Fac	1				
9.50 Secretarial, Clerical	10	1	20		
9.60 Other Non-Pro & Tech	1				

**AUSTIN COUNTY**

	Hospitals	Nursing Homes	Secondary Educ	Doc of Medicine	Doc of Dentistry								TOTALS
NUMBER SURVEYED	2	2	1	8	4								17
NUMBER RETURNED	1	2	1	4	3								11
PERCENTAGE	50.0	100.0	100.0	50.0	75.0								64.7

Occupation	Full-time Employees	Part-time Employees	Hours Worked Part-time	Funded Open Vacancies	Additional Anticipated Vacancies for 1971
1.00 Dietitian, ADA		2	12		
1.01 Dietitian, Other		1	15		
1.10 Food Ser Mgr	1	1	17		
2.00 MT, ASCP	1				
2.01 MT, AMT	2				1
2.02 MT, Other	1				
2.30 EKG	1	2	34		
2.50 CLA					1
3.01 RT, Other	2				1
4.21 Med Lib, Other	1	1	20		
5.61 IT, Other	1				
7.00 RN	7	1	17		
7.10 LVN	16	5	100		
7.20 Aides/Orderlies	32	7	140		
7.30 Surgical Tech Aide	1				
8.01 Med Asst, Other	2				
8.20 Den Asst, AADA	1				
8.21 Den Asst, Other	1	1	20	1	
9.00 Food Service	13	4	64		
9.10 Laundry	3	1	17		
9.20 Housekeeping	9	3	60		
9.30 Maintenance	2	1	16		
9.40 Management	1				
9.45 Mgr, Long-term Fac	2				
9.50 Secretarial, Clerical	2	4	66	1	1
9.60 Other Non-Pro & Tech	2	1	30		

**BAILEY COUNTY**

	Hospitals	Nursing Homes	Secondary Educ	Doc of Medicine	Doc of Dentistry	Doc of Optom								TOTALS
NUMBER SURVEYED	1	1	1	3	3	1								10
NUMBER RETURNED	1	1	1	3	1	1								8
PERCENTAGE	100.0	100.0	100.0	100.0	33.3	100.0								80.0

Occupation	Full-time Employees	Part-time Employees	Hours Worked Part-time	Funded Open Vacancies	Additional Anticipated Vacancies for 1971
1.00 Dietitian, ADA		1	6		
2.01 MT, AMT	2				
3.01 RT, Other	1				
3.10 X-Ray Asst		1	15		
4.00 MRL, AAMRL		1	6		
6.00 Pharmacists	1				
6.10 Pharmacy Asst		1	20		
7.00 RN	4	1	17	2	2
7.10 LVN	14	7	136		1
7.20 Aides/Orderlies	16	2	40	2	3
8.00 Medical Typist	2				
8.21 Den Asst, Other	1				
8.81 Optom Asst	1				
9.00 Food Service	5	1	16		
9.20 Housekeeping	1				
9.30 Maintenance	4				
9.40 Management	2				
9.45 Mgr, Long-term Fac	1	1	12		
9.50 Secretarial, Clerical	2				
9.60 Other Non-Pro & Tech	1				

**BANDERA**

	Nursing Homes	Doc of Medicine												TOTALS
NUMBER SURVEYED	1	3												4
NUMBER RETURNED	0	2												2
PERCENTAGE	0.0	66.7												50.0

Occupation	Full-time Employees	Part-time Employees	Hours Worked Part-time	Funded Open Vacancies	Additional Anticipated Vacancies for 1971
7.00 RN	1				

**BASTROP COUNTY**

	Hospitals	Nursing Homes	Secondary Educ	Doc of Medicine	Doc of Dentistry	Doc of Optom								TOTALS
NUMBER SURVEYED	3	2	3	7	2	2								19
NUMBER RETURNED	3	2	3	4	2	1								15
PERCENTAGE	100.0	100.0	100.0	57.1	100.0	50.0								79.0

Occupation	Full-time Employees	Part-time Employees	Hours Worked Part-time	Funded Open Vacancies	Additional Anticipated Vacancies for 1971
1.00 Dietitian, ADA		4	24		
2.00 MT, ASCP	2				
2.01 MT, AMT	1				
2.02 MT, Other	2				
2.30 EKG		1	17		
2.51 Lab Asst/Aide	1	1	20		
3.00 RT, ARRT		1	20		
3.01 RT, Other	2				
4.00 MRL, AAMRL		1	6		
4.01 MRL, Other	1				
4.30 MRL, Nursing Home		1	4		
5.01 OT, Other		1	11		
6.00 Pharmacists	1				
6.10 Pharmacy Asst		1	20		
7.00 RN	14	5	20	4	2
7.10 LVN	16	11	240		
7.20 Aides/Orderlies	60	22	440		
8.00 Medical Typist		2	30		1
8.01 Med Asst, Other	3				
8.10 Ward Clerk	1				
8.21 Den Asst, Other	3	1	20		
8.81 Optom Asst	1	2	39		
9.00 Food Service	12	2	32		
9.10 Laundry	2	1	17		
9.20 Housekeeping	9	4	80		
9.30 Maintenance	7				
9.40 Management	5	1	17		
9.45 Mgr, Long-term Fac	1				
9.50 Secretarial, Clerical	12	1	20		
9.60 Other Non-Pro & Tech	5	1	20		

**BAYLOR COUNTY**

	Hospitals	Nursing Homes	Secondary Educ	Doc of Medicine	Doc of Dentistry									TOTALS
NUMBER SURVEYED	1	1	1	2	2									7
NUMBER RETURNED	1	1	1	2	0									5
PERCENTAGE	100.0	100.0	100.0	100.0	0.0									71.4

**BAYLOR**

Occupation	Full-time Employees	Part-time Employees	Hours Worked Part-time	Funded Open Vacancies	Additional Anticipated Vacancies for 1971
1.00 Dietitian, ADA		1	6		
1.01 Dietitian, Other		1	5		
1.10 Food Ser Mgr	2				
2.00 MT, ASCP	1				
2.01 MT, AMT	1				
3.01 RT, Other	2				
4.00 MRL, AAMRL		1	6		
4.10 MRT, AAMRL		1	20		
4.11 MRT, Other	1				
5.21 PT, Other		1	8		
5.30 PTA	1				
6.00 Pharmacists		1	12		
7.00 RN	8				
7.10 LVN	16	3	60		1
7.20 Aides/Orderlies	34				
7.30 Surgical Tech Aide	1				
8.01 Med Asst, Other	1				
8.10 Ward Clerk	2				
9.00 Food Service	9	1	16		
9.20 Housekeeping	5	1	20		1
9.30 Maintenance	2	1	16		1
9.40 Management	3				
9.50 Secretarial, Clerical	4				

**BEE COUNTY**

	Hospitals	Nursing Homes	Higher Educ	Secondary Educ	Doc of Medicine	Doc of Osteo	Doc of Dentistry	Doc of Optom						TOTALS
NUMBER SURVEYED	1	1	1	1	8	1	5	2						20
NUMBER RETURNED	1	1	1	1	5	1	5	2						17
PERCENTAGE	100.0	100.0	100.0	100.0	62.5	100.0	100.0	100.0						85.0

Occupation	Full-time Employees	Part-time Employees	Hours Worked Part-time	Funded Open Vacancies	Additional Anticipated Vacancies for 1971
1.00 Dietitian, ADA		1	16		
1.01 Dietitian, Other		1	5		
1.10 Food Ser Mgr	2				
2.00 MT, ASCP	1				
2.01 MT, AMT	4				
2.51 Lab Asst/Aide	2				
3.00 RT, ARRT	2				
4.01 MRL, Other	1				
4.11 MRT, Other	1	1	20		
4.30 MRL, Nursing Home		1	4		
5.20 PT, APTA/ARPT	1	1	8		1
5.21 PT, Other		1	8		
5.30 PTA	1				
5.50 Recreation Therapy		1	20		
5.60 IT, ARIT	1				
5.70 Social Wkr, Masters		1	5		
6.00 Pharmacists		1	12		
7.00 RN	14	7	119		2
7.10 LVN	32	8	160		
7.20 Aides/Orderlies	35	23	460		
8.01 Med Asst, Other	3				
8.21 Den Asst, Other	3	1	20		2
8.30 Den Lab Tech		2	18		
8.40 Den Hygienist	1			2	2
8.84 Dispen Optician					1

BEE

Occupation	Full-time Employees	Part-time Employees	Hours Worked Part-time	Funded Open Vacancies	Additional Anticipated Vacancies for 1971
9.00 Food Service	16	4	64		5
9.10 Laundry	1	1	17		
9.20 Housekeeping	18	4	80		5
9.30 Maintenance	2	2	32		
9.40 Management	3	1	17		
9.45 Mgr, Long-term Fac	2				
9.50 Secretarial, Clerical	27	2	36		7
9.60 Other Non-Pro & Tech	1				

BELL COUNTY

	Hospitals	Nursing Homes	Public Health	Higher Educ	Secondary Educ	Doc of Medicine	Doc of Podiatry	Doc of Dentistry	Doc of Optom	MH/MR			TOTALS
NUMBER SURVEYED	7	7	1	3	3	191	1	28	7	1			249
NUMBER RETURNED	7	6	1	3	3	139	1	21	5	1			187
PERCENTAGE	100.0	85.7	100.0	100.0	100.0	72.8	100.0	75.0	71.4	100.0			75.1

Occupation	Full-time Employees	Part-time Employees	Hours Worked Part-time	Funded Open Vacancies	Additional Anticipated Vacancies for 1971
1.00 Dietitian, ADA	13	5	30		2
1.01 Dietitian, Other	2				
1.10 Food Ser Mgr	10	3	51	1	2
2.00 MT, ASCP	28			4	5
2.01 MT, AMT	12	2	40		2
2.02 MT, Other	55	3	60	5	6
2.10 Cyto, ASCP	1			1	1
2.11 Cyto, Other	2				
2.20 Histo, ASCP	1	1	15	1	
2.21 Histo, Other	3				
2.30 EKG	24	2	34	1	
2.40 EEG	5				
2.50 CLA	119	2	40	3	1
2.51 Lab Asst/Aide	43	2	40	2	
3.00 RT, ARRT	20	1	20	3	2
3.01 RT, Other	8	2	30	2	
3.10 X-Ray Asst	13				
3.20 Rad Therapy, ARRT	2				
3.21 Rad Therapy, Other	1				
4.00 MRL, AAMRL	1	1	6		
4.01 MRL, Other	1				
4.10 MRT, AAMRL	2			1	
4.11 MRT, Other	5			2	
5.00 OT, AOTA	2				1
5.01 OT, Other	1				
5.10 OTA, AOTA	1				
5.11 OTA, Other	1				1
5.20 PT, APTA/ARPT	7			3	2
5.21 PT, Other	7			1	
5.30 PTA	4				
5.50 Recreation Therapy	3				
5.60 IT, ARIT	2				
5.61 IT, Other	19			1	
5.70 Social Wkr, Masters	8	1	20		1
5.71 Social Wkr, Other	5				
5.80 Social Wkr, Asst	1				
6.00 Pharmacists	10			1	
6.10 Pharmacy Asst	7			1	
7.00 RN	327	35	613	26	22
7.10 LVN	203	33	624	63	13
7.20 Aides/Orderlies	447	40	800	6	28
7.30 Surgical Tech Aide	14				1
8.00 Medical Typist	81	3	45	2	11
8.01 Med Asst, Other	6				
8.10 Ward Clerk	45	1	20	1	3
8.20 Den Asst, AADA	5				2
8.21 Den Asst, Other	16			1	1



**BELL**

Occupation	Full-time Employees	Part-time Employees	Hours Worked Part-time	Funded Open Vacancies	Additional Anticipated Vacancies for 1971
8.30 Den Lab Tech	2				
8.40 Den Hygienist		4	76		
8.81 Optom Asst	6	1	15		1
8.82 Optom Tech				1	2
8.84 Dispen Optician	2				1
8.50 Other Pro & Tech	22	5	100		
9.00 Food Service	264	18	288	19	15
9.10 Laundry	62	1	17		4
9.20 Housekeeping	158	2	40	21	10
9.30 Maintenance	135	1	16	4	5
9.40 Management	55			2	
9.45 Mgr, Long-term Fac	5	1	12		
9.50 Secretarial, Clerical	259	4	72	15	9
9.60 Other Non-Pro & Tech	409	1	20	4	7

**BEXAR COUNTY**

	Hospitals	Nursing Homes	Public Health	Home Health	Laboratories	Higher Educ	Secondary Educ	Doc of Medicine	Doc of Osteo	Doc of Dentistry	Doc of Podiatry	Doc of Optom	MH/MR	TOTALS
NUMBER SURVEYED	13	43	1	2	9	9	28	1046	34	271	11	46	2	1514
NUMBER RETURNED	11	36	1	2	7	6	20	640	19	192	9	28	2	973
PERCENTAGE	84.6	83.7	100.0	100.0	77.8	75.0	71.4	61.1	55.8	70.8	81.8	60.8	100.0	64.3

Occupation	Full-time Employees	Part-time Employees	Hours Worked Part-time	Funded Open Vacancies	Additional Anticipated Vacancies for 1971
1.00 Dietitian, ADA	28	24	144	1	1
1.01 Dietitian, Other	16	1	15		
1.10 Food Ser Mgr	32	5	85		2
2.00 MT, ASCP	183	38	599	8	19
2.01 MT, AMT	42	80	148		1
2.02 MT, Other	77	82	1,682	1	10
2.10 Cyto, ASCP	3				
2.11 Cyto, Other	1				
2.20 Histo, ASCP	17	2	60		
2.21 Histo, Other	4	2	45		
2.30 EKG	27	2	25		3
2.40 EEG	4				
2.50 CLA	14	2	23		1
2.51 Lab Asst/Aide	79	19	336		11
3.00 RT, ARRT	124	35	630	3	10
3.01 RT, Other	34	12	141	1	5
3.10 X-Ray Asst	15	2	30		
3.20 Rad Therapy, ARRT	7			2	
3.21 Rad Therapy, Other	2				
4.00 MRL, AAMRL	13	4	24		2
4.01 MRL, Other	3	1	10		
4.10 MRT, AAMRL	4	1	20		4
4.11 MRT, Other	16			1	
4.21 Med Lib, Other	9	1	20	1	1
4.30 MRL, Nursing Home	7	9	36		
5.00 OT, AOTA	9	5	100	3	2
5.01 OT, Other	2				
5.10 OTA, AOTA	2				
5.11 OTA, Other	12	1	20	1	4
5.20 PT, APTA/ARPT	9	9	74	5	2
5.21 PT, Other		3	24	1	1
5.30 PTA	31	5	50	1	
5.40 Speech Path, ASHA	10	1	10		
5.41 Speech Path, Other	1				
5.50 Recreation Therapy	4	2	40	1	1
5.60 IT, ARIT	4	1	20	2	6
5.61 IT, Other	34	6	120		11
5.70 Social Wkr, Masters	55	13	48	1	2
5.71 Social Wkr, Other	36	4	38		2
5.80 Social Wkr, Asst	21			2	
6.00 Pharmacists	41	20	336	1	3
6.10 Pharmacy Asst	38	8	160		1

**BEXAR**

Occupation	Full-time Employees	Part-time Employees	Hours Worked Part-time	Funded Open Vacancies	Additional Anticipated Vacancies for 1971
7.00 RN	1,194	206	3,319	84	104
7.10 LVN	1,297	118	2,321	63	136
7.20 Aides/Orderlies	2,429	111	2,220	73	144
7.30 Surgical Tech Aide	127	7	105	8	11
7.40 Home Health Aide	4				
8.00 Medical Typist	94	5	75	5	8
8.00 Med Asst, AAMA	41	4	76	2	2
8.01 Med Asst, Other	169	16	357	6	8
8.10 Ward Clerk	303	14	280	5	25
8.20 Den Asst, AADA	32	7	7		5
8.21 Den Asst, Other	190	50	1,204	3	14
8.30 Den Lab Tech	12	9	178		2
8.40 Den Hygienist	20	24	364	3	12
8.81 Optom Asst	16	2	28		1
8.82 Optom Tech		1	8	1	1
8.83 Optom Lab Tech	6	1	8		
8.84 Dispen Optician	14	2	28		
8.90 Pod Asst, ARPA	2				
8.91 Pod Asst, Other	11	5	93		
8.50 Other Pro & Tech	195	11	212	7	6
9.00 Food Service	789	53	848	13	174
9.1 Laundry	206	7	119	5	10
9.20 Housekeeping	583	27	540	7	60
9.30 Maintenance	294	17	272	4	21
9.40 Management	251	4	61	2	15
9.45 Mgr, Long-term Fac	29	4	48		1
9.50 Secretarial, Clerical	1,422	136	2,323	32	61
9.60 Other Non-Pro & Tech	877	79	1,246	6	39

**BLANCO COUNTY**

	Hospitals	Nursing Homes	Secondary Educ	Doc of Medicine									TOTALS
NUMBER SURVEYED	1	2	1	2									6
NUMBER RETURNED	0	1	1	1									3
PERCENTAGE	0.0	50.0	100.0	50.0									50.0

Occupation	Full-time Employees	Part-time Employees	Hours Worked Part-time	Funded Open Vacancies	Additional Anticipated Vacancies for 1971
1.00 Dietitian, ADA	1				
7.00 RN	1				1
7.10 LVN	2	1	20	2	3
7.20 Aides/Orderlies	6	4	80	1	2
8.00 Medical Typist					1
8.01 Med Asst, Other					1
9.10 Laundry	1				1
9.20 Housekeeping	1				1
9.40 Management	1	1	17		1
9.45 Mgr, Long-term Fac	1	1	12		1

**BORDEN COUNTY**

	Hospitals	Nursing Homes	Secondary Educ	Doc of Medicine									TOTALS
NUMBER SURVEYED	NONE												
NUMBER RETURNED													
PERCENTAGE													

**BOSQUE COUNTY**

	Hospitals	Nursing Homes	Secondary Educ	Doc of Medicine	Doc of Dentistry									TOTALS
NUMBER SURVEYED	2	2	1	8	3									16
NUMBER RETURNED	2	2	1	5	1									11
PERCENTAGE	100.0	100.0	100.0	62.5	33.3									68.8

Occupation	Full-time Employees	Part-time Employees	Hours Worked Part-time	Funded Open Vacancies	Additional Anticipated Vacancies for 1971
1.00 Dietitian, ADA		3	18		
1.10 Food Ser Mgr	4				
2.00 MT, ASCP	2				
2.01 MT, AMT	4				
2.02 MT, Other	3				
2.30 EKG	1				
2.51 Lab Asst/Aide	3				
3.00 RT, ARRT	1				
3.01 RT, Other	1	1	15		
3.10 X-Ray Asst	1				
4.00 MRL, AAMRL	1				
4.01 MRL, Other	2				
5.50 Recreation Therapy	2	1	20		
5.61 IT, Other	1				
7.00 RN	18	7	137	1	3
7.10 LVN	39	19	390		
7.20 Aides/Orderlies	81	37	740		
7.30 Surgical Tech Aide		1	15		
8.01 Med Asst, Other	1				
8.10 Ward Clerk		1	20		
8.21 Den Asst, Other	1	1	21		1
9.00 Food Service	26	17	272		
9.10 Laundry	4	2	34		
9.20 Housekeeping	14	3	60		
9.30 Maintenance	5				
9.40 Management	5				
9.45 Mgr, Long-term Fac	2				
9.50 Secretarial, Clerical	9				
9.60 Other Non-Pro & Tech	11				

**BOWIE COUNTY**

	Hospitals	Nursing Homes	Public Health	Higher Educ	Secondary Educ	Home Health Ctr	Laboratories	Doc of Medicine	Doc of Dentistry	Doc of Osteo	Doc of Optom	MH/MR	TOTALS
NUMBER SURVEYED	3	7	1	1	4	1	2	75	26	5	8	1	134
NUMBER RETURNED	3	6	1	1	4	1	2	39	22	2	5	1	87
PERCENTAGE	100.0	85.7	100.0	100.0	100.0	100.0	100.0	52.0	84.6	40.0	62.5	100.0	64.7

Occupation	Full-time Employees	Part-time Employees	Hours Worked Part-time	Funded Open Vacancies	Additional Anticipated Vacancies for 1971
1.00 Dietitian, ADA	4	3	18		1
1.01 Dietitian, Other	3				
1.10 Food Ser Mgr	6				
2.00 MT, ASCP	19	3	40		4
2.01 MT, AMT	6				1
2.02 MT, Other	5	6	120		15
2.10 Cyto, ASCP	1				
2.11 Cyto, Other	1				
2.20 Histo, ASCP	1				
2.21 Histo, Other	2				1

**BOWIE**

Occupation	Full-time Employees	Part-time Employees	Hours Worked Part-time	Funded Open Vacancies	Additional Anticipated Vacancies for 1971
2.30 EKG	1				
2.40 EEG		1	15		
2.50 CLA					1
2.51 Lab Asst/Aide	10	3	60	1	6
3.00 RT, ARRT	10	2	40		6
3.01 RT, Other	5	7	105		16
3.10 X-Ray Asst	2	1	15		1
3.20 Rad Therapy, ARRT	1				1
4.00 MRL, AAMRL	1			1	1
4.01 MRL, Other	1				
4.11 MRT, Other	7	1	20		2
5.20 PT, APTA/ARPT	1				
5.30 PTA	2				
5.61 IT, Other	9	1	20		6
5.70 Social Wkr, Masters	11	2	40	2	1
6.00 Pharmacists	4	1	12		
6.10 Pharmacy Asst	7				
7.00 RN	116	17	289	12	37
7.10 LVN	135	9	180	12	36
7.20 Aides/Orderlies	172	17	340	13	21
7.30 Surgical Tech Aide	9				3
8.00 Medical Typist	9	1	15	1	5
8.00 Med Asst, AAMA	3				1
8.01 Med Asst, Other	26	1	24		1
8.10 Ward Clerk	15	9	180		17
8.20 Den Asst, AADA	1				
8.21 Den Asst, Other	23	5	88		
8.30 Den Lab Tech	1	2	33		
8.40 Den Hygienist	1	2	15		
8.81 Optom Asst	2	1	12		
8.84 Dispen Optician	5	1	12		
8.50 Other Pro & Tech	7	2	40		
9.00 Food Service	42	16	256		13
9.10 Laundry	5	4	68		15
9.20 Housekeeping	53	3	60		27
9.30 Maintenance	22	3	48		12
9.40 Management	14	1	17		
9.45 Mgr, Long-term Fac	10				
9.50 Secretarial, Clerical	91	10	130		8
9.60 Other Non-Pro & Tech	117	15	286		90

**BRAZORIA COUNTY**

	Hospitals	Nursing Homes	Public Health	Higher Educ	Secondary Educ	Doc of Medicine	Doc of Osteo	Doc of Dentistry	Doc of Optom					TOTALS
NUMBER SURVEYED	5	5	1	2	6	63	2	33	8					125
NUMBER RETURNED	5	5	1	2	6	41	1	30	6					97
PERCENTAGE	100.0	100.0	100.0	100.0	100.0	65.1	50.0	90.9	75.0					77.6

Occupation	Full-time Employees	Part-time Employees	Hours Worked Part-time	Funded Open Vacancies	Additional Anticipated Vacancies for 1971
1.00 Dietitian, ADA	1	8	96		
1.01 Dietitian, Other	12	1	5		
1.10 Food Ser Mgr	8	1	17		
2.00 MT, ASCP	14	2	40		1
2.01 MT, AMT	13	1	20		
2.02 MT, Other	7	3	60		1
2.20 Histo, ASCP	1				
2.21 Histo, Other	3				
2.30 EKG	1	1	17		
2.50 CLA	4				
2.51 Lab Asst/Aide	13	5	100		4
3.00 RT, ARRT	20	2	40		
3.01 RT, Other	8				1
3.10 X-Ray Asst	3	1	15		

**BRAZORIA**

Occupation	Full-time Employees	Part-time Employees	Hours Worked Part-time	Funded Open Vacancies	Additional Anticipated Vacancies for 1971
4.00 MRL, AAMRL	2				1
4.01 MRL, Other	1				
4.11 MRT, Other	4	1	20		
4.20 Med Lib, MLA					1
4.30 MRL, Nursing Home	2	1	4		
5.00 OT, AOTA		1	9		1
5.01 OT, Other	1	1	11		1
5.10 OTA, AOTA					1
5.20 PT, APTA/ARPT	3	3	60		2
5.21 PT, Other		1	8		1
5.30 PTA	2	1	10		2
5.50 Recreation Therapy	1				1
5.60 IT, ARIT	1	1			
5.61 IT, Other	4				
5.70 Social Wkr, Masters		3	15	1	1
5.71 Social Wkr, Other	2	2	12		1
6.00 Pharmacists	3	6	72		
6.10 Pharmacy Asst	1				
7.00 RN	120	31	520	2	3
7.10 LVN	92	38	760	9	9
7.20 Aides/Orderlies	190	98	1,960		5
7.30 Surgical Tech Aide	5				
8.00 Medical Typist	6				1
8.00 Med Asst, AAMA	3				
8.01 Med Asst, Other	3	1	16		
8.10 Ward Clerk	15	2	40		
8.20 Den Asst, AADA	5	1	4		
8.21 Den Asst, Other	33	4	92		
8.30 Den Lab Tech	3				
8.40 Den Hygienist	1	3	44	2	1
8.81 Optom Asst	5	1	5		
8.83 Optom Lab Tech		2	10		
8.84 Dispen Optician	1				
9.00 Food Service	53	17	272		
9.10 Laundry	3	3	51		
9.20 Housekeeping	57	10	200		
9.30 Maintenance	14	3	48	1	1
9.40 Management	13	4	68		
9.45 Mgr, Long-term Fac	6	4	48		
9.50 Secretarial, Clerical	113	14	232	1	1
9.60 Other Non-Pro & Tech	26	1	20		

**BRAZOS COUNTY**

	Hospitals	Nursing Homes	Public Health	Higher Educ	Secondary Educ	Laboratories	Doc of Medicine	Doc of Dentistry	Doc of Osteo	Doc of Optom			TOTALS
NUMBER SURVEYED	2	3	1	2	3	1	38	16	1	5			72
NUMBER RETURNED	1	3	1	0	3	0	31	13	0	3			55
PERCENTAGE	50.0	100.0	100.0	0.0	100.0	0.0	81.6	81.4	0.0	60.0			76.4

Occupation	Full-time Employees	Part-time Employees	Hours Worked Part-time	Funded Open Vacancies	Additional Anticipated Vacancies for 1971
1.00 Dietitian, ADA		4	24		1
1.10 Food Ser Mgr	2	1	17		
2.00 MT, ASCP	9				1
2.01 MT, AMT	3		50		1
2.02 MT, Other	1	1	20		
2.30 EKG	1				
2.51 Lab Asst/Aide	4				1
3.00 RT, ARRT	2				
3.01 RT, Other	6				
3.20 Rad Therapy, ARRT					2
3.21 Rad Therapy, Other					1
4.00 MRL, AAMRL	1				
4.30 MRL, Nursing Home		1	4		
5.20 PT, APTA/ARPT		1	8		
5.60 IT, ARIT					1
5.61 IT, Other	3				2
5.71 Social Wkr, Other		1	6		

**BRAZOS**

Occupation	Full-time Employees	Part-time Employees	Hours Worked Part-time	Funded Open Vacancies	Additional Anticipated Vacancies for 1971
6.00 Pharmacists		1	12		1
6.10 Pharmacy Asst	1				1
7.00 RN	61	14	203	2	16
7.10 LVN	53	9	180	1	1
7.20 Aides/Orderlies	95	8	160		18
7.30 Surgical Tech Aide	2				2
8.00 Medical Typist	6	1	20		2
8.00 Med Asst, AAMA	3				
8.01 Med Asst, Other	10				
8.10 Ward Clerk	2	1	20		2
8.20 Den Asst, AAMA	6				1
8.21 Den Asst, Oth	13	3	75	1	4
8.30 Den Lab Tech	2	3	38		
8.40 Den Hygienist	3	1	26		3
8.81 Optom Asst	1	1	20		
8.83 Optom Lab Tech	2	1	15		
8.84 Dispen Optician	3	1	20		
9.00 Food Service	33	5	16		9
9.10 Laundry	7				8
9.20 Housekeeping	25	1	20		8
9.30 Maintenance	9	1	16		
9.40 Management	10				2
9.45 Mgr, Long-term Fac	1				
9.50 Secretarial, Clerical	50	11	110		2
9.60 Other Non-Pro & Tech	13	5	77		10

**BREWSTER COUNTY**

	Hospitals	Nursing Homes	Higher Educ	Secondary Educ	Doc of Medicine	Doc of Optom	Doc of Dentistry							TOTALS
NUMBER SURVEYED	1	1	1	1	7	1	1							13
NUMBER RETURNED	1	1	1	1	5	1	0							10
PERCENTAGE	100.0	100.0	100.0	100.0	71.4	100.0	0.0							76.9

Occupation	Full-time Employees	Part-time Employees	Hours Worked Part-time	Funded Open Vacancies	Additional Anticipated Vacancies for 1971
1.00 Dietitian, ADA		1	6		
1.01 Dietitian, Other	1				
1.10 Food Ser Mgr	2				
2.00 MT, ASCP	1				
2.01 MT, AMT	1				
2.02 MT, Other					1
2.51 Lab Asst/Aide		1	20		
3.01 RT, Other					1
3.10 X-Ray Asst	1				
4.01 MRL, Other	1				
4.30 MRL, Nursing Home	1				
6.00 Pharmacists		1	12		
6.10 Pharmacy Asst	1				
7.00 RN	9	2	23	2	1
7.10 LVN	20	5	95	3	
7.20 Aides/Orderlies	20	31	620		3
8.01 Med Asst, Other	1				
9.00 Food Service	7	3	48		
9.10 Laundry	4				
9.20 Housekeeping	6				
9.30 Maintenance	4				
9.40 Management	1				
9.45 Mgr, Long-term Fac	1				
9.50 Secretarial, Clerical	13	3	60		
9.60 Other Non-Pro & Tech	1	2	40		

**BRISCOE COUNTY**

NUMBER SURVEYED	NONE																			
NUMBER RETURNED																				
PERCENTAGE																				

**BROOKS COUNTY**

	Hospitals	Secondary Educ	Doc of Medicine	Doc of Dentistry																TOTALS	
NUMBER SURVEYED	1	1	4	1																	5
NUMBER RETURNED	1	1	2	1																	5
PERCENTAGE	100.0	100.0	50.0	100.0																	71.4

Occupation	Full-time Employees	Part-time Employees	Hours Worked Part-time	Funded Open Vacancies	Additional Anticipated Vacancies for 1971
1.01 Dietitian, Other		1	15	1	
1.10 Food Ser Mgr	1			1	
2.00 MT, ASCP	2				
2.30 EKG		1	17		
3.00 RT, ARRT	2				
4.11 MRT, Other	1				
6.00 Pharmacists		1	12		
7.00 RN	8	3	51		
7.10 LVN	7	1	20	1	1
7.20 Aides/Orderlies	20	2	40		
7.30 Surgical Tech Aide	1				
8.00 Medical Typist		1	15		
8.10 Ward Clerk		1	20		
8.21 Den Asst, Other	1				
9.00 Food Service	3	1	16		
9.20 Housekeeping	6	1	20		
9.30 Maintenance	2				
9.40 Management	1				
9.50 Secretarial, Clerical	2	1	20		

**BROWN COUNTY**

	Hospitals	Nursing Homes	Public Health	Higher Educ	Secondary Educ	MH/MR	Doc of Medicine	Doc of Dentistry	Doc of Optom												TOTALS
NUMBER SURVEYED	1	9	1	1	1	1	17	9	3												43
NUMBER RETURNED	1	6	0	1	1	1	9	8	3												30
PERCENTAGE	100.0	66.7	0.0	100.0	100.0	100.0	52.9	89.0	100.0												69.8

Occupation	Full-time Employees	Part-time Employees	Hours Worked Part-time	Funded Open Vacancies	Additional Anticipated Vacancies for 1971
1.00 Dietitian, ADA	1	4	24		

**BROWN**

Occupation	Full-time Employees	Part-time Employees	Hours Worked Part-time	Funded Open Vacancies	Additional Anticipated Vacancies for 1971
1.01 Dietitian, Other		1	5		
1.10 Food Ser Mgr	4				
2.00 MT, ASCP	4	1	20	1	
2.01 MT, AMT	6				
2.02 MT, Other	4				2
2.21 Histo, Other	1				
2.30 EKG	1				
3.00 RT, ARRT	3	1	23		2
3.01 RT, Other	2				
3.20 Rad Therapy, ARRT		1	20		
3.30 Rad Therapy Asst	1				
4.00 MRL, AAMRL					1
4.01 MRL, Other	1				
4.10 MRT, AAMRL	2				
4.11 MRT, Other	4	3	60		
4.30 MRL, Nursing Home					1
5.00 OT, AOTA	1				
5.11 OTA, Other	1				1
5.20 PT, APTA/ARPT	1				
5.21 PT, Other	2				
5.61 IT, Other	2	1	20		1
5.70 Social Wkr, Masters	1	3	15		
5.71 Social Wkr, Other		6	36	1	
6.00 Pharmacists	1	2	24		1
6.10 Pharmacy Asst		4	80		
7.00 RN	28	4	68	3	4
7.10 LVN	77	18	344	6	10
7.20 Aides/Orderlies	57	16	320		1
7.30 Surgical Tech Aide	2				
8.00 Med Asst, AAMA	3				
8.01 Med Asst, Other	2				
8.10 Ward Clerk	4				6
8.21 Den Asst, Other	11	1	7		
8.30 Den Lab Tech	1				
8.81 Optom Asst	1				
8.83 Optom Lab Tech	1				
8.50 Other Pro & Tech	3			2	
9.00 Food Service	34	15	240		4
9.10 Laundry	1	3	51		
9.20 Housekeeping	35	4	80		10
9.30 Maintenance	15	4	64	2	4
9.40 Management	7				
9.45 Mgr, Long-term Fac	5	1	12		
9.50 Secretarial, Clerical	34	4	66	2	
9.60 Other Non-Pro & Tech	4	2	41		

**BURLESON COUNTY**

	Hospitals	Nursing Homes	Secondary Educ	Doc of Medicine	Doc of Dentistry								TOTALS
NUMBER SURVEYED	1	2	3	3	2								11
NUMBER RETURNED	0	1	3	2	1								7
PERCENTAGE	0.0	50.0	100.0	66.7	50.0								63.6

Occupation	Full-time Employees	Part-time Employees	Hours Worked Part-time	Funded Open Vacancies	Additional Anticipated Vacancies for 1971
1.00 Dietitian, ADA		1	6		
1.10 Food Ser Mgr	2	1	17		
2.01 MT, AMT	1				
3.01 RT, Other	1	1	15		



**BURLESON**

Occupation	Full-time Employees	Part-time Employees	Hours Worked Part-time	Funded Open Vacancies	Additional Anticipated Vacancies for 1971
4.30 MRL, Nursing Home	1				
5.70 Social Wkr, Master's		1	5		
5.71 Social Wkr, Other		1	6		
6.00 Pharmacists		1	12		
7.00 RN	8	1	17		
7.10 LVN	4	1	20		
7.20 Aides/Orderlies	15	2	40		
8.21 Den Asst, Other	1				
9.00 Food Service	2				
9.10 Laundry	1	1	17		
9.30 Maintenance	2				
9.45 Mgr, Long-term Fac		1	12		
9.50 Secretarial, Clerical	5	2	36		

**BURNET COUNTY**

	Hospitals	Nursing Homes	Secondary Educ	Doc of Medicine	Doc of Dentistry	Doc of Optom								TOTALS
NUMBER SURVEYED	2	3	2	10	2	1								20
NUMBER RETURNED	2	3	2	7	1	1								16
PERCENTAGE	100.0	100.0	100.0	70.0	50.0	100.0								80.0

Occupation	Full-time Employees	Part-time Employees	Hours Worked Part-time	Funded Open Vacancies	Additional Anticipated Vacancies for 1971
1.00 Dietitian, ADA		2	12		
1.01 Dietitian, Other		1	17		
1.10 Food Ser Mgr	3				
2.00 MT, ASCP	3				
2.01 MT, AMT	5				
2.51 Lab Asst/Aide	5				
3.00 RT, ARRT					
3.01 RT, Other	4				
3.30 Rad Therapy Asst	1				
4.01 MRL, Other	2				
7.00 RN	21	2	34		1
7.10 LVN	42	7	140		
7.20 Aides/Orderlies	36	17	340		
8.00 Medical Typist	1				
8.01 Med Asst, Other	6				
8.21 Den Asst, Other	1				
8.81 Optom Asst	1	1	26		1
9.00 Food Service	10	1	16		
9.10 Laundry	2				
9.20 Housekeeping	10	2	40		
9.30 Maintenance	4				
9.40 Management	3				
9.45 Mgr, Long-term Fac	2				
9.50 Secretarial, Clerical	21	2	40		
9.60 Other Non-Pro & Tech	5				

**CALDWELL COUNTY**

	Hospitals	Nursing Homes	Secondary Educ	Doc of Medicine	Doc of Dentistry	Doc of Optom								TOTALS
NUMBER SURVEYED	3	2	1	5	6	2								19
NUMBER RETURNED	3	2	1	2	4	2								14
PERCENTAGE	100.0	100.0	100.0	40.0	66.7	100.0								73.7



**CALDWELL**

Occupation	Full-time Employees	Part-time Employees	Hours Worked Part-time	Funded Open Vacancies	Additional Anticipated Vacancies for 1971
1.00 Dietitian, ADA	2	2	12		
1.01 Dietitian, Other	4				
1.10 Food Ser Mgr	3				
2.01 MT, AMT	4				
2.02 MT, Other	1				
2.51 Lab Asst/Aide		1	20		
3.00 RT, ARRT	1				
3.01 RT, Other	2				
3.10 X-Ray Asst		1	15		
4.00 MRL, AAMRL		2	12		
4.01 MRL, Other		1	10		
4.10 MRT, AAMRL	1				
5.50 Recreation Therapy	3				
5.70 Social Wkr, Masters	1				
6.00 Pharmacists		2	24		
7.00 RN	10	2	40		3
7.10 LVN	21	1	20		
7.20 Aides/Orderlies	70	9	180		
8.21 Den Asst, Other	2	1	20		
8.40 Den Hygienist					1
9.00 Food Service	18	3	48		
9.10 Laundry	4	1	17		
9.20 Housekeeping	11	2	40		
9.30 Maintenance	10	1	16		
9.40 Management	1				
9.45 Mgr, Long-term Fac	3	1	12		
9.50 Secretarial, Clerical	13	11	140		

**CALHOUN COUNTY**

	Hospitals	Nursing Homes	Public Health	Secondary Educ	Doc of Medicine	Doc of Optom	Doc of Dentistry							TOTALS
NUMBER SURVEYED	1	1	1	1	7	1	5							17
NUMBER RETURNED	1	1	1	1	6	1	4							15
PERCENTAGE	100.0	100.0	100.0	100.0	85.7	100.0	80.0							88.2

Occupation	Full-time Employees	Part-time Employees	Hours Worked Part-time	Funded Open Vacancies	Additional Anticipated Vacancies for 1971
1.00 Dietitian, ADA		2	12		
1.01 Dietitian, Other				1	1
2.01 MT, AMT	1	1	10		
2.02 MT, Other	2	1	20		
2.51 Lab Asst/Aide	1				
3.00 RT, ARRT	1				
3.10 X-Ray Asst	3				
4.00 MRL, AAMRL				1	1
4.01 MRL, Other	1				
4.21 Med Lib, Other		1	20		
5.20 PT, APTA/ARPT	1				
5.30 PTA	1				
5.61 IT, Other					1
6.00 Pharmacists					1
7.00 RN	24	1	17	3	5
7.10 LVN	42	4	80	5	10
7.20 Aides/Orderlies	26	19	380		
8.00 Medical Typist	2				
8.20 Den Asst, AADA	1				
8.21 Den Asst, Other	3	1	20		
8.40 Den Hygienist				1	1

**CALHOUN**

Occupation	Full-time Employees	Part-time Employees	Hours Worked Part-time	Funded Open Vacancies	Additional Anticipated Vacancies for 1971
8.50 Other Pro & Tech	3				
9.00 Food Service	12	4	64		1
9.10 Laundry	3	1	17		
9.20 Housekeeping	15	5	100		1
9.30 Maintenance	2	3	48		
9.40 Management	2				
9.45 Mgr, Long-term Fac	1				
9.50 Secretarial, Clerical	20	6	120		1
9.60 Other Non-Pro & Tech	4	1	15		

**CALLAHAN COUNTY**

	Hospitals	Nursing Homes	Secondary Educ	Doc of Medicine	Doc of Osteo	Doc of Dentistry								TOTALS
NUMBER SURVEYED	1	3	1	2	1	1								9
NUMBER RETURNED	1	2	1	0	0	1								5
PERCENTAGE	100.0	66.7	100.0	0.0	0.0	100.0								55.5

Occupation	Full-time Employees	Part-time Employees	Hours Worked Part-time	Funded Open Vacancies	Additional Anticipated Vacancies for 1971
1.00 Dietitian, ADA	1	2	12		
1.10 Food Ser Mgr	3				
2.01 MT, AMT	1				
2.30 EKG	1				
2.51 Lab Asst/Aide	2				
3.01 RT, Other	1				
3.10 X-Ray Asst	2				
4.01 MRL, Other		1	10		
4.30 MRL, Nursing Home		1	4		
5.21 PT, Other		1	8		
5.70 Social Wkr, Masters	1	1	5		
5.71 Social Wkr, Other	1				
6.00 Pharmacists		1	12		
7.00 RN	3	1	17		
7.10 LVN	17	1	20		
7.20 Aides/Orderlies	29	11	220		
9.00 Food Service	8	2	32		
9.10 Laundry	1				
9.20 Housekeeping	5	3	60		
9.30 Maintenance	1	1	16		
9.40 Management	3	1	17		
9.45 Mgr, Long-term Fac	1				
9.50 Secretarial, Clerical	2	4	78		

**CAMERON COUNTY**

	Hospitals	Nursing Homes	Public Health	Higher Educ	Secondary Educ	Home Health Ctr	Laboratories	Doc of Medicine	Doc of Dentistry	Doc of Osteo	Doc of Podiatry	Doc of Optom	MH/MR	TOTALS
NUMBER SURVEYED	5	11	1	1	9	2	2	112	27	2	2	6	1	181
NUMBER RETURNED	4	8	0	0	8	0	2	75	20	0	2	5	1	125
PERCENTAGE	80.2	72.7	0.0	0.0	88.9	0.0	100.0	67.0	74.1	0.0	100.0	83.3	100.0	69.1



**CAMERON**

Occupation	Full-time Employees	Part-time Employees	Hours Worked Part-time	Funded Open Vacancies	Additional Anticipated Vacancies for 1971
1.00 Dietitian, ADA	4	2	12		
1.01 Dietitian, Other	2	1	5		1
1.10 Food Ser Mgr	2			1	
2.00 MT, ASCP	16	2	40	2	1
2.01 MT, AMT	11	1	16		
2.02 MT, Other	12	3	60		
2.21 Histo, Other	1				
2.30 EKG	3				
2.40 EEG	1				2
2.50 CLA	2				1
2.51 Lab Asst/Aide	22	4	65		1
3.00 RT, ARRT	9	1	20		2
3.01 RT, Other	8				
3.10 X-Ray Asst	5	2	30		3
4.00 MRL, AAMRL	1	1	6		
4.01 MRL, Other	1				
4.10 MRT, AAMRL		1	20		
4.11 MRT, Other	10	1	20		
4.30 MRL, Nursing Home		2	8		
5.01 OT, Other	2				
5.10 OTA, AOTA		1	8	1	1
5.20 PT, APTA/ARPT	2	2	16	1	2
5.21 PT, Other					1
5.30 PTA	2				
5.41 Speech Path, Other		1	24		
5.50 Recreation Therapy	3				
5.60 IT, ARIT	2				
5.61 IT, Other	9			2	3
5.70 Social Wkr, Masters	1	1	5		
5.71 Social Wkr, Other	10	1	6		
5.80 Social Wkr, Asst	1				
6.00 Pharmacists	2	4	48		
6.10 Pharmacy Asst	5	2	40		
7.00 RN	119	16	272	3	2
7.10 LVN	230	19	420	8	26
7.20 Aides/Orderlies	409	40	788	15	36
7.30 Surgical Tech Aide	5			2	4
8.00 Medical Typist	10				1
8.00 Med Asst, AAMA	4				
8.01 Med Asst, Other	23	3	100		
8.10 Ward Clerk	29	2	40		1
8.21 Den Asst, Other	22	3	52		2
8.30 Den Lab Tech	1	1	4		1
8.40 Den Hygienist	1	1	24		3
8.81 Optom Asst	3				
8.84 Dispen Optician	7				
8.91 Pod Asst, Other	3				1
8.50 Other Pro & Tech	5			1	1
9.00 Food Service	135	24	384	3	7
9.10 Laundry	36	4	68	1	2
9.20 Housekeeping	105	8	166	2	3
9.30 Maintenance	57	3	48	1	1
9.40 Management	21				
9.45 Mgr, Long-term Fac	6				
9.50 Secretarial, Clerical	190	12	248	5	11
9.60 Other Non-Pro & Tech	141	14	248	6	4

**CAMP COUNTY**

	Hospitals	Nursing Homes	Secondary Educ	Doc of Medicine	Doc of Osteo	Doc of Dentistry	Doc of Optom							TOTALS
NUMBER SURVEYED	1	2	1	3	2	2	1							12
NUMBER RETURNED	1	2	1	3	1	2	1							11
PERCENTAGE	100.0	100.0	100.0	100.0	50.0	100.0	100.0							91.6

**CAMP**

Occupation	Full-time Employees	Part-time Employees	Hours Worked Part-time	Funded Open Vacancies	Additional Anticipated Vacancies for 1971
1.01 Dietitian, Other	1	1	5		
1.10 Food Ser Mgr	2				
2.00 MT, ASCP	1	1	16		
2.01 MT, AMT	1				
2.02 MT, Other	1				
2.51 Lab Asst/Alde	1				
3.00 RT, ARRT	1				
3.01 RT, Other	2				
4.01 MRL, Other	1				
4.21 Med Lib, Other	1	1	20		
5.61 IT, Other	2				
7.00 RN	5	4	69		
7.10 LVN	21	4	80		
7.20 Aides/Orderlies	35	6	122		
7.30 Surgical Tech Aide	1				
8.00 Medical Typist	5	1	20		
8.01 Med Asst, Other	2				
8.10 Ward Clerk	1	1	20		
8.21 Den Asst, Other	2				
8.40 Den Hygienist	1				1
9.00 Food Service	10				
9.20 Housekeeping	3	1	20		
9.30 Maintenance	2	3	49		
9.45 Mgr, Long-term Fac	2				
9.50 Secretarial, Clerical	3				
9.60 Other Non-Pro & Tech	5				

**CARSON COUNTY**

	Hospital	Nursing Homes	Secondary Educ	Doc of Osteo	Doc of Dentistry								TOTALS
NUMBER SURVEYED	1	2	1	6	1								11
NUMBER RETURNED	1	2	1	3	1								8
PERCENTAGE	100.0	100.0	100.0	50.0	100.0								72.7

Occupation	Full-time Employees	Part-time Employees	Hours Worked Part-time	Funded Open Vacancies	Additional Anticipated Vacancies for 1971
1.00 Dietitian, ADA		2	12		
1.10 Food Ser Mgr	4	3	51		
2.00 MT, ASCP	1				
2.01 MT, AMT	2				
2.50 CLA	1				
3.01 RT, Other	2				
4.11 MRT, Other	1				
5.01 OT, Other	1				
5.21 PT, Other		2	16		
5.50 Recreation Therapy	1				
6.00 Pharmacists		1	12		
7.00 RN	8	2	34	3	1
7.10 LVN	23	1	20	2	1
7.20 Aides/Orderlies	30	6	120		
8.10 Ward Clerk	4				
8.21 Den Asst, Other	1				
9.00 Food Service	10	1	16		
9.10 Laundry	1	2	34		
9.20 Housekeeping	6	1	20		
9.30 Maintenance	2	1	16		
9.40 Management	3	1	17		1
9.45 Mgr, Long-term Fac	1	1	12		
9.50 Secretarial, Clerical	9	1	10		

**CASS COUNTY**

	Hospitals	Nursing Homes	Public Health	Secondary Educ	Doc of Medicine	Doc of Dentistry	Doc of Optom							TOTALS
NUMBER SURVEYED	5	2	1	1	14	6	1							30
NUMBER RETURNED	3	2	1	1	10	5	1							23
PERCENTAGE	60.0	100.0	100.0	100.0	71.4	83.3	100.0							76.7

Occupation	Full-time Employees	Part-time Employees	Hours Worked Part-time	Funded Open Vacancies	Additional Anticipated Vacancies for 1971
1.00 Dietitian, ADA	1	3	18		1
1.01 Dietitian, Other	2				1
1.10 Food Ser Mgr	1				
2.00 MT, ASCP	5				2
2.01 MT, AMT	2				
2.02 MT, Other	1				
2.30 EKG					1
2.51 Lab Asst/Aide	2	2	36		1
3.00 RT, ARRT	2				1
3.01 RT, Other	2				
3.10 X-Ray Asst	1				1
4.00 MRL, AAMRL	1	1	6		1
4.01 MRL, Other	3				
4.10 MRT, AAMRL					1
4.11 MRT, Other					1
5.20 PT, APTA/ARPT					6
5.21 PT, Other	1				
5.30 PTA					2
5.40 Speech Path, ASHA					1
5.60 IT, ARIT					1
5.61 IT, Other	2				2
5.71 Social Wkr, Other		1	6		
7.00 RN	22	5	85		17
7.10 LVN	38	3	60		24
7.20 Aides/Orderlies	46	10	200		16
7.30 Surgical Tech Aide	2				3
8.00 Medical Typist	1				1
8.01 Med Asst, Other	7	1	20		
8.10 Ward Clerk	5				5
8.21 Den Asst, Other	5	4	90		1
8.40 Den Hygienist		2	40	1	1
8.81 Optom Asst	1	1	12		
9.00 Food Service	13	2	32		10
9.10 Laundry	5	1	17		
9.20 Housekeeping	15	2	40		12
9.30 Maintenance	2	2	32		2
9.40 Management	3				2
9.45 Mgr, Long-Term Fac	2				
9.50 Secretarial, Clerical	14	2	40		5
9.60 Other Non-Pro & Tech	14				3

**CASTRO COUNTY**

	Hospitals	Nursing Homes	Secondary Educ	Doc of Medicine	Doc of Dentistry	Doc of Optom								TOTALS
NUMBER SURVEYED	1	1	2	4	2	1								11
NUMBER RETURNED	0	1	2	3	1	0								7
PERCENTAGE	0.0	100.0	100.0	75.0	50.0	0.0								63.6

**CASTRO**

Occupation	Full-time Employees	Part-time Employees	Hours Worked Part-time	Funded Open Vacancies	Additional Anticipated Vacancies for 1971
1.10 Food Ser Mgr		1	5		
2.00 MT, ASCP	1				
2.01 MT, AMT	2				
7.00 RN	3				
7.10 LVN	5	1	20		
7.20 Aides/Orderlies	9	3	60		
8.01 Med Asst, Other	2				
8.21 Den Asst, Other	1				
9.00 Food Service	2	1	16		
9.20 Housekeeping	1				
9.30 Maintenance		1	16		
9.40 Management	1				
9.45 Mg-, Long-term Fac	1	1	12		
9.50 Secretarial, Clerical	1	1	20		
9.60 Other Non-Pro & Tech	2	1	16		

**CHAMBERS COUNTY**

	Hospitals	Public Health	Secondary Educ	Doc of Medicine	Doc of Dentistry								TOTALS
NUMBER SURVEYED	2	1	3	5	3								14
NUMBER RETURNED	2	1	3	5	2								13
PERCENTAGE	100.0	100.0	100.0	100.0	66.7								92.9

Occupation	Full-time Employees	Part-time Employees	Hours Worked Part-time	Funded Open Vacancies	Additional Anticipated Vacancies for 1971
1.10 Food Ser Mgr	2				
2.00 MT, ASCP	3				1
2.01 MT, AMT	2				1
2.50 CLA		3	9		
2.51 Lab Asst/Aide		1	20		1
3.00 RT, ARRT	3	1	20	1	
3.01 RT, Other	1	1	15		1
3.10 X-Ray Asst					1
4.01 MRL, Other	2	1	10		
5.61 IT, Other	2				
7.00 RN	15	4	66		6
7.10 LVN	14	3	60		6
7.20 Aides/Orderlies	27	3	60		10
7.30 Surgical Tech Aide	1	1	15		1
8.01 Med Asst, C her	4				
8.21 Den Asst, Other	1				
9.00 Food Service	8				2
9.10 Laundry	1				1
9.20 Housekeeping	9				2
9.30 Maintenance	1				
9.40 Management	2				
9.50 Secretarial, Clerical	10	1	20		2
9.60 Other Non-Pro & Tech	5	1	20		

**CHEROKEE COUNTY**

	Hospitals	Nursing Homes	Public Health	Higher Educ	Secondary Educ	Doc of Medicine	Doc of Dentistry	Doc of Optom	MH/IMR				TOTALS
NUMBER SURVEYED	4	4	1	2	2	36	11	3	1				64
NUMBER RETURNED	3	3	1	1	2	29	9	3	1				52
PERCENTAGE	75.0	75.0	100.0	50.0	100.0	80.6	81.8	100.0	100.0				81.2

**CHEROKEE**

Occupation	Full-time Employees	Part-time Employees	Hours Worked Part-time	Funded Open Vacancies	Additional Anticipated Vacancies for 1971
1.00 Dietitian, ADA	1	3	18		
1.10 Food Ser Mgr	9	2	34	1	
2.00 MT, ASCP	2	1	12	1	
2.01 MT, AMT	8	1	20		
2.02 MT, Other	4	1	20		
2.21 Histo, Other	2				
2.30 EKG	1				
2.40 EEG	1				
2.50 CLA	1				
2.51 Lab Asst/Aide	8	1	20	2	
3.00 RT, ARRT	5				
3.01 RT, Other	4				
3.10 X-Ray Asst	5			1	
4.00 MRL, AAMRL	1	1	6		
4.01 MRL, Other	4	1	10		
4.10 MRT, AAMRL	1				
4.21 Med Lib, Other	1				
4.30 MRL, Nursing Home	1	1	4		
5.20 PT, APTA/ARPT	1				
5.30 PTA	3				
5.61 IT, Other	9	1	20		
5.70 Social Wkr, Masters	2	1	20	1	
5.71 Social Wkr, Other	11			2	
6.00 Pharmacists	3	1	12		
6.10 Pharmacy Asst	2			1	
7.00 RN	38	6	102	18	3
7.10 LVN	94	21	410	5	4
7.20 Aides/Orderlies	590	20	401	17	
7.30 Surgical Tech Aide	4				
8.00 Medical Typist	2				
8.00 Med Asst, AAMA	3				
8.01 Med Asst, Other	4				
8.10 Ward Clerk	5				
8.20 Den Asst, AADA	2	1	24		1
8.21 Den Asst, Other	9	3	44	2	1
8.40 Den Hygienist		2	32		
8.50 Other Pro & Tech	9				
9.00 Food Service	120	6	96	2	
9.10 Laundry	23			4	
9.20 Housekeeping	40	10	200	2	
9.30 Maintenance	45	3	48	6	
9.40 Management	21	1	17		
9.45 Mgr, Long-term Fac	2			3	
9.50 Secretarial, Clerical	95	7	150	4	1
9.60 Other Non-Pro & Tech	61	3	68	10	5

**CHILDRESS COUNTY**

	Hospitals	Nursing Homes	Doc of Medicine	Doc of Dentistry	Doc of Optom								TOTALS
NUMBER SURVEYED	1	3	5	3	2								14
NUMBER RETURNED	1	2	4	3	2								12
PERCENTAGE	100.0	66.7	80.0	100.0	100.0								85.7

Occupation	Full-time Employees	Part-time Employees	Hours Worked Part-time	Funded Open Vacancies	Additional Anticipated Vacancies for 1971
1.00 Dietitian, ADA	1	2	12		
1.10 Food Ser Mgr	1				
2.00 MT, ASCP	1				
2.01 MT, AMT	4				
2.02 MT, Other	1				
3.01 RT, Other	1				
3.10 X-Ray Asst		1	15		





**CHILDRESS**

Occupation	Full-time Employees	Part-time Employees	Hours Worked Part-time	Funded Open Vacancies	Additional Anticipated Vacancies for 1971
4.00 MRL, AAMRL		1	6		
4.11 MRT, Other	1				
5.00 OT, AOTA	1				
5.21 OT, Other	1				
5.30 PTA		1	10		
5.70 Social Wkr, Masters	1				
6.00 Pharmacists		1	12		
7.00 RN	3			2	1
7.10 LVN	22	1	20	7	8
7.20 Aides/Orderlies	31	7	140		2
7.30 Surgical Tech Aide	2				
8.00 Medical Typist	1				
8.21 Den Asst, Other	2				
8.30 Den Lab Tech	1				
8.81 Optom Asst	1				
8.82 Optom Tech					2
9.00 Food Service	14	3	48		
9.20 Housekeeping	5	2	40		
9.30 Maintenance	6				
9.40 Management	4				
9.45 Mgr, Long-term Fac	1				
9.50 Secretarial, Clerical	7				
9.60 Other Non-Pro & Tech	6				

**CLAY COUNTY**

	Hospitals	Nursing Homes	Secondary Educ	Doc of Medicine	Doc of Dentistry	Doc of Optom								TOTALS
NUMBER SURVEYED	1	1	1	3	1	1								8
NUMBER RETURNED	1	1	1	2	0	0								5
PERCENTAGE	100.0	100.0	100.0	66.7	0.0	0.0								62.5

Occupation	Full-time Employees	Part-time Employees	Hours Worked Part-time	Funded Open Vacancies	Additional Anticipated Vacancies for 1971
1.00 Dietitian, ADA	1				
1.01 Dietitian, Other		1	15		
1.10 Food Ser Mgr	2				
2.01 MT, AMT	2				
2.02 MT, Other	1				
2.51 Lab Asst/Aide	1				
3.00 RT, ARRT	1				
3.01 RT, Other	1				
3.10 X-Ray Asst	1				
4.10 MRT, AAMRL	1				
6.00 Pharmacists		1	12		
6.10 Pharmacy Asst	1				
7.00 RN	8	2	34		
7.10 LVN	8	1	20		
7.20 Aides/Orderlies	32	6	120		
7.30 Surgical Tech Aide	2				
8.00 Medical Typist	1				
8.01 Med Asst, Other	1				
9.00 Food Service	4	5	80		
9.10 Laundry	4				
9.20 Housekeeping	2				
9.30 Maintenance	3				
9.40 Management	5				
9.50 Secretarial, Clerical	3				



**COCHRAN COUNTY**

	Hospitals	Nursing Homes	Secondary Educ	Doc of Medicine											TOTALS
NUMBER SURVEYED	1	1	2	2											6
NUMBER RETURNED	1	1	2	2											6
PERCENTAGE	100.0	100.0	100.0	100.0											100.0

Occupation	Full-time Employees	Part-time Employees	Hours Worked Part-time	Funded Open Vacancies	Additional Anticipated Vacancies for 1971
1.00 Dietitian, ADA		1	6		
1.01 Dietitian, Other	1	3	35		
1.10 Food Ser Mgr	2				
2.01 MT, AMT	1				
2.51 Lab Asst/Aide	1				
4.01 MRL, Other	1				
4.11 MRT, Other	1				
6.00 Pharmacists	1				
7.00 RN	3	1	17		2
7.10 LVN	16	2	40		1
7.20 Aides/Orderlies	10	4	80		
8.10 Ward Clerk	1				
9.00 Food Service	2				
9.10 Laundry	1				
9.20 Housekeeping	3				
9.45 Mgr, Long-term Fac	1				
9.50 Secretarial, Clerical	5				

**COKE COUNTY**

	Hospitals	Nursing Homes	Doc of Medicine												TOTALS
NUMBER SURVEYED	2	1	2												5
NUMBER RETURNED	1	1	1												3
PERCENTAGE	50.0	100.0	50.0												60.0

Occupation	Full-time Employees	Part-time Employees	Hours Worked Part-time	Funded Open Vacancies	Additional Anticipated Vacancies for 1971
1.00 Dietitian, ADA	1				
1.10 Food Ser Mgr	2				
2.00 MT, ASCP	1				
2.01 MT, AMT	1				
3.00 RT, ARRT	1				
4.30 MRL, Nursing Home	1				
6.00 Pharmacists	1				
7.00 RN	5				
7.10 LVN	16	3	60		
7.20 Aides/Orderlies	17				
9.00 Food Service	6	2	32		
9.20 Housekeeping	2				
9.30 Maintenance	2				
9.40 Management	2				
9.50 Secretarial, Clerical	6				
9.60 Other Non-Pro & Tech	1				

**COLEMAN COUNTY**

	Hospitals	Nursing Homes	Secondary Educ	Doc of Medicine	Doc of Dentistry	Doc of Osteo	Doc of Optom							TOTALS
NUMBER SURVEYED	1	3	1	7	2	1	1							16
NUMBER RETURNED	1	2	1	4	2	0	1							11
PERCENTAGE	100.0	66.7	100.0	57.1	100.0	0.0	100.0							68.8

Occupation	Full-time Employees	Part-time Employees	Hours Worked Part-time	Funded Open Vacancies	Additional Anticipated Vacancies for 1971
1.00 Dietitian, ADA		1	6		1
1.01 Dietitian, Other	1				
1.10 Food Ser Mgr	3				
2.00 MT, ASCP	2				
2.01 MT, AMT	1	1	24		
2.02 MT, Other	1				1
2.10 Cyto, ASCP		1	20		
3.00 RT, ARR	2				
3.01 RT, Other	1				1
5.20 PT, APTA/ARPT					1
5.60 IT, ARIT					1
5.61 IT, Other	2				4
6.00 Pharmacists		1	12		
7.00 RN	7	3	51	2	6
7.10 LVN	34	3	60		11
7.20 Aides/Orderlies	44	17	340		5
8.01 Med Asst, Other	3				
8.21 Den Asst, Other	3				1
9.00 Food Service	12	3	48	1	3
9.10 Laundry	2				
9.20 Housekeeping	7		40		
9.30 Maintenance	3	1	16		
9.40 Management	4				
9.45 Mgr, Long-term Fac	2				
9.50 Secretarial, Clerical	11				2
9.60 Other Non-Pro & Tech	61	22	140		

**COLLIN COUNTY**

	Hospitals	Nursing Homes	Public Health	Secondary Educ	Doc of Medicine	Doc of Osteo	Doc of Podiatry	Doc of O	Doc of Dentistry					TOTALS
NUMBER SURVEYED	4	5	1	1	38	4	1	5	22					81
NUMBER RETURNED	3	3	1	1	24	1	0	4	20					57
PERCENTAGE	75.0	60.0	100.0	100.0	63.2	25.0	0.0	80.0	90.9					70.4

Occupation	Full-time Employees	Part-time Employees	Hours Worked Part-time	Funded Open Vacancies	Additional Anticipated Vacancies for 1971
1.00 Dietitian, ADA	4	3	18		
1.10 Food Ser Mgr	6				
2.00 MT, ASCP	8	1	20	1	
2.01 MT, AMT	5	1	20		
2.50 CLA	1				
2.51 Lab Asst/Aide	3	2	40		
3.00 RT, ARRT	10				
3.01 RT, Other	1	1	20		
4.00 MRL, AAMRL		2	12		
4.01 MRL, Other	4				
4.21 Med Lib, Other	5	1	20		
5.20 PT, APTA/ARPT				1	1

**COLLIN**

Occupation	Full-time Employees	Part-time Employees	Hours Worked Part-time	Funded Open Vacancies	Additional Anticipated Vacancies for 1971
5.21 PT, Other				1	2
5.70 Social Wkr, Masters		1	5		
5.71 Social Wkr, Other		1	6		
6.00 Pharmacists	3	1	12		
6.10 Pharmacy Asst	2				1
7.00 RN	56	18	278	3	10
7.10 LVN	99	18	336	6	13
7.20 Aides/Orderlies	150	38	760		
8.00 Medical Typist	15	1	15	2	1
8.00 Med Asst, AAMA	5				
8.01 Med Asst, Other	8				
8.10 Ward Clerk	1				4
8.20 Den Asst AADA					1
8.21 Den Asst, Other	24	2	20	1	2
8.31 Den Lab Tech	1	3	55		1
8.40 Den Hygienist	3	1	24		1
8.81 Optom: Asst	2	4	64	1	1
8.84 Dispen Optician	2				
8.50 Other Pro & Tech	1				
9.00 Food Service	66	21	336		2
9.10 Laundry	19	1	17		
9.20 Housekeeping	49	2	40		
9.30 Maintenance	10	4	64		1
9.40 Management	9	1	17		
9.45 Mgr, Long-term Fac	2				
9.50 Secretarial, Clerical	59	7	128		4
9.60 Other Non-Pro & Tech	38	15	261	10	

**COLLINGSWORTH COUNTY**

	Hospitals	Nursing Homes	Secondary Educ	Doc of Medicine	Doc of Dentistry	Doc of Optom								TOTALS
NUMBER SURVEYED	1	1	1	2	2	1								8
NUMBER RETURNED	1	1	1	0	1	1								5
PERCENTAGE	100.0	100.0	100.0	0.0	50.0	100.0								62.5

Occupation	Full-time Employees	Part-time Employees	Hours Worked Part-time	Funded Open Vacancies	Additional Anticipated Vacancies for 1971
1.00 Dietitian, ADA		2	12		
1.10 Food Ser Mgr	3				
2.00 MT, ASCP	1				
3.00 RT, ARRT	1				
4.10 MRT, AAMRL	1				
6.00 Pharmacists		1	12		
7.00 RN	4				
7.10 LVN	2	2	40	1	
7.20 Aides/Orderlies	13	5	100		
8.10 Ward Clerk	1	1	20		
8.20 Den Asst, AADA	1				
8.30 Den Lab Tech	1				
9.00 Food Service	5	2	32		
9.10 Laundry	2				
9.20 Housekeeping	5	1	20		
9.30 Maintenance	2	1	16		
9.40 Management	2				
9.45 Mgr, Long-term Fac	2				
9.50 Secretarial, Clerical	3				

**COLORADO COUNTY**

	Hospitals	Nursing Homes	Secondary Educ	Doc of Medicine	Doc of Osteo	Doc of Dentistry								TOTALS
NUMBER SURVEYED	3	2	1	15	1	4								26
NUMBER RETURNED	3	2	1	10	1	2								19
PERCENTAGE	100.0	100.0	100.0	66.7	100.0	50.0								73.0

Occupation	Full-time Employees	Part-time Employees	Hours Worked Part-time	Funded Open Vacancies	Additional Anticipated Vacancies for 1971
1.00 Dietitian, ADA		2	12		
1.10 Food Ser Mgr	5				
2.00 MT, ASCP		2	20		
2.01 MT, AMT	2				
2.51 Lab Asst/Aide	4	1	19		
3.00 RT, ARRT		1	20		1
3.01 RT, Other	2				
3.10 X-Ray Asst		2	30		
4.00 MRL, AAMRL					1
4.01 MRL, Other	1	1	10		
4.11 MRT, Other	1				
5.01 OT, Other					1
5.41 Speech Path, Other	1				1
5.70 Social Wkr, Masters		1	5		
7.00 RN	14	8	136	3	2
7.10 LVN	22	8	160	2	3
7.20 Aides/Ordurlies	70	36	720		2
7.30 Surgical Tech Aide	3				1
8.00 Medical Typist	1	1	20		1
8.00 Med Asst, AAMA	2				
8.01 Med Asst, Other	4	2	44		
8.10 Ward Clerk	1	1	20		
8.21 Den Asst, Other	2	2	14		
8.50 Other Pro & Tech	1				
9.00 Food Service	15	11	176		2
9.10 Laundry	1				
9.20 Housekeeping	13	3	60		1
9.30 Maintenance	4	3	48		1
9.40 Management	6				
9.45 Mgr, Long-term Fac	3				
9.50 Secretarial, Clerical	16	2	40		2
9.60 Other Non-Pro & Tech	14	2	40		

**COMAL COUNTY**

	Hospitals	Nursing Homes	Laboratories	Secondary Educ	Doc of Medicine	Doc of Osteo	Doc of Dentistry	Doc of Optom						TOTALS
NUMBER SURVEYED	1	4	1	2	17	1	12	3						41
NUMBER RETURNED	1	4	0	2	10	1	10	2						30
PERCENTAGE	100.0	100.0	0.0	100.0	58.8	100.0	83.3	66.7						73.2

Occupation	Full-time Employees	Part-time Employees	Hours Worked Part-time	Funded Open Vacancies	Additional Anticipated Vacancies for 1971
1.00 Dietitian, ADA	1	1	6		
1.01 Dietitian, Other	1				
1.10 Food Ser Mgr	2				1
2.00 MT, ASCP				1	1
2.01 MT, AMT	1	1	20		
2.02 MT, Other	2				
2.30 EKG	1				
2.51 Lab Asst/Aide	1				

COMAL

Occupation	Full-time Employees	Part-time Employees	Hours Worked Part-time	Funded Open Vacancies	Additional Anticipated Vacancies for 1971
3.00 RT, ARRT	1				
3.01 RT, Other	3				
3.10 X-Ray Asst	1				
4.10 MRT, AAMRL	1				
4.11 MRT, Other	2				
4.30 MRL, Nursing Home		1	4		
5.00 OT, AOTA				1	
5.01 OT, Other				1	
5.10 OTA, AOTA	1				
5.20 PT, APTA/ARPT	1	1	8		
5.21 PT, Other				1	
5.30 PTA	1				
5.41 Speech Path, Other		1	20		
5.50 Recreation Therapy	1				
5.70 Social Wkr, Masters		1	5		
5.71 Social Wkr, Other	1				
6.00 Pharmacists	1				
7.00 R.N	30	15	257		1
7.10 LVN	44	5	100	1	5
7.20 Aides/Orderlies	126	13	260		23
7.30 Surgical Tech Aide	4				
8.00 Medical Typist	3				
8.01 Med Asst, Other	4				
8.10 Ward Clerk	10	3	60		
8.20 Den Asst, AADA	1				1
8.21 Den Asst, Other	11	4	73		
8.30 Den Lab Tech				1	
8.40 Den Hygienist	1	3	56		2
8.81 Optom Asst	1			1	
8.84 Dispen Optician					1
9.00 Food Service	33	10	160		4
9.10 Laundry	7	3	51		2
9.20 Housekeeping	29	5	100		2
9.30 Maintenance	9	3	48	1	1
9.40 Management	8			1	1
9.45 Mgr, Long-term Fac	2			1	1
9.50 Secretarial, Clerical	28	11	195	1	3
9.60 Other Non-Pro & Tech	1	1	10		

COMANCHE COUNTY

	Hospitals	Nursing Homes	Secondary Educ	Doc of Medicine	Doc of Dentistry	Doc of Osteo	Doc of Optom							TOTALS
NUMBER SURVEYED	2	4	1	5	2	6	2							22
NUMBER RETURNED	1	4	1	3	2	5	2							18
PERCENTAGE	50.0	100.0	100.0	60.0	100.0	83.3	100.0							81.8

Occupation	Full-time Employees	Part-time Employees	Hours Worked Part-time	Funded Open Vacancies	Additional Anticipated Vacancies for 1971
1.00 Dietitian, ADA		4	24		
1.01 Dietitian, Other	1				
1.10 Food Ser Mgr	4				
2.00 MT, ASCP	3				
2.01 MT, AMT	2				
2.02 MT, Other	1				
2.51 Lab Asst/Aide	2				
3.01 RT, Other	3				
4.00 MRL, AAMRL		1	6		
4.01 MRL, Other	1				
4.10 MRT, AAMRL	1				
5.21 PT, Other	1				
6.00 Pharmacists		1	12		

**COMANCHE**

Occupation	Full-time Employees	Part-time Employees	Hours Worked Part-time	Funded Open Vacancies	Additional Anticipated Vacancies for 1971
7.00 RN	10				1
7.10 LVN	23	5	100		2
7.20 Aides/Orderlies	60	16	320		5
7.30 Surgical Tech Aide	1				
8.00 Medical Typist	2				1
8.01 Med Asst, Other	3				
8.10 Ward Clerk	1				
8.21 Den Asst, Other	2	3	35		
8.81 Optom Asst	1				
9.00 Food Service	10	18	288		8
9.10 Laundry	2	2	34		
9.20 Housekeeping	9	4	80		2
9.30 Maintenance	1				
9.40 Management	2				
9.45 Mgr, Long-term Fac	4			1	
9.50 Secretarial, Clerical	15	1	20		3
9.60 Other Non-Pro & Tech	2				

**CONCHO COUNTY**

	Hospitals	Nursing Homes	Secondary Educ	Doc of Medicine									TOTALS
NUMBER SURVEYED	1	1	1	1									4
NUMBER RETURNED	1	1	1	1									4
PERCENTAGE	100.0	100.0	100.0	100.0									100.0

Occupation	Full-time Employees	Part-time Employees	Hours Worked Part-time	Funded Open Vacancies	Additional Anticipated Vacancies for 1971
1.01 Dietitian, Other	5	3	15		
1.10 Food Ser Mgr	2				
2.01 MT, AMT	1				
3.01 RT, Other	1				
5.20 PT, APTA/ARPT	2				
5.30 PTA	2				
7.00 RN	4				
7.10 LVN	6	1	20	2	
7.20 Aides/Orderlies	9	11	220		
9.00 Food Service	5	3	48		
9.20 Housekeeping	4				
9.30 Maintenance	3				
9.40 Management	2				
9.45 Mgr, Long-term Fac	1				
9.60 Other Non-Pro & Tech	4				

**COOKE COUNTY**

	Hospitals	Nursing Homes	Home Health Ctr	Higher Educ	Secondary Educ	Doc of Medicine	Doc of Osteo	Doc of Optom	Doc of Dentistry				TOTALS
NUMBER SURVEYED	2	3	1	1	4	14	1	2	9				37
NUMBER RETURNED	2	3	0	1	4	12	0	2	8				32
PERCENTAGE	100.0	100.0	0.0	100.0	100.0	85.7	0.0	100.0	88.9				86.5



**COOKE**

Occupation	Full-time Employees	Part-time Employees	Hours Worked Part-time	Funded Open Vacancies	Additional Anticipated Vacancies for 1971
1.00 Dietitian, ADA	1	3	18		
1.01 Dietitian, Other	1	1	15		
1.10 Food Ser Mgr	6	2	34		
2.01 MT, AMT	4	1	20		
2.51 Lab Asst/Aide	6				
3.00 RT, ARRT	3				
3.01 RT, Other	1	1	15		
3.10 X-Ray Asst	1				
4.10 MRT, AAMRL	2				
4.11 MRT, Other	2				
4.30 MRL, Nursing Home		1	4		
5.20 PT, APTA/ARPT	2				
5.21 PT, Other		1	8		
5.30 PTA	1				
5.70 Social Wkr, Masters		1	5		
5.71 Social Wkr, Other	1				
6.00 Pharmacists		2	24		
6.10 Pharmacy Asst	4				
7.00 RN	27	9	163		5
7.10 LVN	38	13	265	1	2
7.20 Aides/Orderlies	99	3	380		1
7.30 Surgical Tech Aide	1	1	15		
8.00 Medical Typist	3	1	15		
8.01 Med Asst, Other	10				
8.10 Ward Clerk		1	20		1
8.21 Den Asst, Other	11	1	20		
8.30 Den Lab Tech	1				
8.40 Den Hygienist				1	
8.81 Optom Asst	2				
8.84 Dispen Optician	3	1	8		
9.00 Food Service	18	5	80		
9.10 Laundry	4				2
9.20 Housekeeping	18	2	40		
9.30 Maintenance	11	1	16		
9.40 Management	8	1	17		
9.45 Mgr, Long-term Fac	2				
9.50 Secretarial, Clerical	30	3	60		
9.60 Other Non-Pro & Tech	30	2	40		

**CORYELL COUNTY**

	Hospitals	Nursing Homes	Secondary Educ	Doc of Medicine	Doc of Osteo	Doc of Dentistry	Doc of Optom							TOTALS
NUMBER SURVEYED	1	6	3	7	1	4	1							23
NUMBER RETURNED	1	4	3	5	1	4	1							19
PERCENTAGE	100.0	66.7	100.0	71.4	100.0	100.0	100.0							82.6

Occupation	Full-time Employees	Part-time Employees	Hours Worked Part-time	Funded Open Vacancies	Additional Anticipated Vacancies for 1971
1.00 Dietitian, ADA		3	18		
1.01 Dietitian, Other	6	1	5		
1.10 Food Ser Mgr	3	1	17		
2.01 MT, AMT	2	1	20		
2.51 Lab Asst/Aide	2				
3.00 RT, ARRT		2	40		
4.00 MRL, AAMRL		1	6		
4.01 MRL, Other	1				
6.00 Pharmacists		1	12		



**CORYELL**

Occupation	Full-time Employees	Part-time Employees	Hours Worked Part-time	Funded Open Vacancies	Additional Anticipated Vacancies for 1971
7.00 RN	12	5	85		
7.10 LVN	37	2	40	2	
7.20 Aides/Orderlies	60	16	320		
7.30 Surgical Tech Aide	1				
8.01 Med Asst, Other	1				
8.20 Den Asst, AADA	5	2	32		
8.21 Den Asst, Other	4	1	4		
8.40 Den Hygienist	1				1
9.00 Food Service	10	3	43		
9.10 Linen	3	2	34		
9.20 Housekeeping	12	2	40		
9.30 Maintenance	3	1	16		
9.40 Management	2	2	34		
9.45 Mgr, Long-term Fac	2	1	12		
9.50 Secretarial, Clerical	10	1	20		
9.60 Other Non-Pro & Tech	13	1	27		

**COTTLE COUNTY**

	Hospitals	Nursing Homes	Laboratories	Doc of Medicine	Doc of Dentistry								TOTALS
NUMBER SURVEYED	1	1	1	2	2								7
NUMBER RETURNED	0	0	1	2	2								5
PERCENTAGE	0.0	0.0	100.0	100.0	100.0								71.4

Occupation	Full-time Employees	Part-time Employees	Hours Worked Part-time	Funded Open Vacancies	Additional Anticipated Vacancies For 1971
2.00 MT, ASCP					1
2.01 MT, AMT	2				
2.51 Lab Asst/Aide	3				
7.10 LVN	1				1
8.00 Medical Typist	2				
8.01 Med Asst, Dther	2				
8.21 Den Asst, Cther	2				
9.50 Secretarial, Clerical		1	8		

**CRANE COUNTY**

	Hospitals	Nursing Homes	Secondary Educ	Doc of Medicine	Doc of Dentistry								TOTALS
NUMBER SURVEYED	1	1	1	1	1								5
NUMBER RETURNED	1	1	1	1	0								4
PERCENTAGE	100.0	100.0	100.0	100.0	0.0								80.0

Occupation	Full-time Employees	Part-time Employees	Hours Worked Part-time	Funded Open Vacancies	Additional Anticipated Vacancies For 1971
1.00 Dietitian, ADA		1	6		
1.10 Food Ser Mgr	2				
2.01 MT, AMT	2				
4.01 MRL, Other	1				
6.10 Pharmacy Asst		1	20		



**CRANE**

Occupation	Full-time Employees	Part-time Employees	Hours Worked Part-time	Funded Open Vacancies	Additional Anticipated Vacancies for 1971
7.00 RN	6	3	51		
7.10 LVN	10	3	60		
7.20 Aides/Orderlies	9	9	180		
7.30 Surgical Tech Aide	1				
9.00 Food Service	4	1	16		
9.10 Laundry	1				
9.20 Housekeeping	4	1	20		
9.30 Maintenance		1	16		
9.40 Management	1				
9.45 Mgr, Long-Term Fac	1				
9.50 Secretarial, Clerical	4				
9.60 Other Non-Pro & Tech	1				

**CROCKETT COUNTY**

	Hospitals	Secondary Educ	Doc of Medicine	Doc of Dentistry									TOTALS
NUMBER SURVEYED	1	1	2	2									6
NUMBER RETURNED	0	1	0	2									3
PERCENTAGE	0.0	100.0	0.0	100.0									50.0

Occupation	Full-time Employees	Part-time Employees	Hours Worked Part-time	Funded Open Vacancies	Additional Anticipated Vacancies For 1971
1.00 Dietitian, ADA		1	6		
1.10 Food Ser Mgr	2				
2.00 MT, ASCP				1	
2.51 Lab Asst/Aide	1				
3.10 X-Ry Asst	1				
7.00 RN	2	1	17	2	
7.10 LVN	8				
7.20 Aides/Orderlies				2	
7.30 Surgical Tech Aide				1	
8.21 Den Asst, Other	2				
9.00 Food Service	2	1	16		
9.20 Housekeeping		1	20		
9.40 Management	1				
9.50 Secretarial, Clerical	1			1	

**CROSBY COUNTY**

	Hospitals	Nursing Homes	Secondary Educ	Doc of Medicine	Doc of Osteo	Doc of Dentistry							TOTALS
NUMBER SURVEYED	1	2	2	5	1	2							13
NUMBER RETURNED	1	2	2	3	1	2							11
PERCENTAGE	100.0	100.0	100.0	60.0	100.0	100.0							84.6

Occupation	Full-time Employees	Part-time Employees	Hours Worked Part-time	Funded Open Vacancies	Additional Anticipated Vacancies For 1971
1.00 Dietitian, ADA		2	12		
2.00 MT, ASCP	1				2
2.01 MT, AMT	2				
2.51 Lab Asst/Aide	1				

**CROSBY**

Occupation	Full-time Employees	Part-time Employees	Hours Worked Part-time	Funded Open Vacancies	Additional Anticipated Vacancies for 1971
4.00 MRL, AAMRL		1	6		
4.01 MRL, Other	1				
7.00 RN	6			2	2
7.10 LVN	12	1	20	2	4
7.20 Aides/Orderlies	53	4	80		
7.30 Surgical Tech Aide	1				
8.00 Medical Typist	1				
8.21 Den Asst, Other	1				
9.00 Food Service	7	3	46		
9.10 Laundry	3	1	17		
9.20 Housekeeping	3	2	40		
9.30 Maintenance	4				
9.40 Management	3				
9.45 Mgr, Long-Term Fac	1				
9.50 Secretarial, Clerical	7				

**CULBERSON COUNTY**

	Doc of Medicine	Doc of Dentistry											TOTALS
NUMBER SURVEYED	1	1											2
NUMBER RETURNED	1	1											2
PERCENTAGE	100.0	100.0											100.0

Occupation	Full-time Employees	Part-time Employees	Hours Worked Part-time	Funded Open Vacancies	Additional Anticipated Vacancies For 1971
8.01 Med Asst, Other	3	1	20		

**DALLAM COUNTY**

	Hospitals	Nursing Homes	Doc of Medicine	Doc of Dentistry	Doc of Optom								TOTALS
NUMBER SURVEYED	1	1	3	4	1								10
NUMBER RETURNED	1	1	2	3	1								8
PERCENTAGE	100.0	100.0	66.7	75.0	100.0								80.0

Occupation	Full-time Employees	Part-time Employees	Hours Worked Part-time	Funded Open Vacancies	Additional Anticipated Vacancies For 1971
1.00 Dietitian, ADA		1	6		
1.01 Dietitian, Other	3	1	15		
2.02 MT, Other	1	1	20		
2.50 CLA					
3.01 RT, Other					
3.10 X-ray Asst	1				
4.00 MRL, AARL		1	6		
4.01 MRL, Other	1				
6.00 Pharmacists		1	12		
7.00 RN	10				
7.10 LVN	15	2	40		
7.20 Aides/Orderlies	101	9	180		

DALLAM

Occupation	Full-time Employees	Part-time Employees	Hours Worked Part-time	Funded Open Vacancies	Additional Anticipated Vacancies for 1971
8.00 Medical Typist	2	1	15		
8.01 Med Asst, Other	1				
8.21 Den Asst, Other	3	1	15		
8.81 Optom Asst	1				
9.00 Food Service	18				
9.10 Laundry	7	1	17		
9.20 Housekeeping	13				
9.30 Maintenance	6				
9.40 Management	2				
9.45 Mgr, Long-Term Fac	1				
9.50 Secretarial, Clerical	6	2	52		

DALLAS COUNTY

	Hospitals	Nursing Homes	Public Health	Home Health Ctr	Laboratories	Higher Educ	Secondary Educ	Doc of Medicine	Doc of Osteo	Doc of Podiatry	Doc of Optom	Doc of Dentistry	MH/MR	TOTALS
NUMBER SURVEYED	57	61	2	3	24	10	30	2082	216	36	82	657	2	3262
NUMBER RETURNED	42	47	2	1	19	8	22	1326	117	28	47	482	1	2135
PERCENTAGE	73.7	77.1	100.0	33.3	79.2	80.0	73.3	63.7	54.2	77.8	57.3	73.4	50.0	65.4

Occupation	Full-time Employees	Part-time Employees	Hours Worked Part-time	Funded Open Vacancies	Additional Anticipated Vacancies For 1971
1.00 Dietitian, ADA	69	48	288	8	8
1.01 Dietitian, Other	25	4	50		
1.10 Food Ser Mgr	69	5	85		
2.00 MT, ASCP	334	112	2248	23	40
2.01 MT, AMT	149	36	657	4	5
2.02 MT, Other	144	47	899	6	11
2.10 CYTO, ASCP	14	4	104		4
2.11 CYTO, Other	5	2	40		
2.20 HISTO, ASCP	36	6	124	3	6
2.21 HISTO, Other	13	2	16		1
2.30 EKG	55	14	238	1	5
2.40 EEG	17	2	45		1
2.50 CLA	14	3	14	3	6
2.51 Lab Asst/Aide	188	94	1875	9	9
3.00 RT, ARRT	262	51	787	6	13
3.01 RT, Other	72	16	229	1	6
3.10 X-Ray Asst	20	5	75		1
3.20 Rad Therapy, AART	34	2	40		1
3.21 Rad Therapy, Other	5				
3.30 Rad Therapy Asst	3	2	30		
4.00 MRL, AAMRL	25	5	44	1	1
4.01 MRL, Other	21	1	10		1
4.10 MRT, AAMRL	6			2	2
4.11 MRT, Other	3				1
4.20 Med Lib, MLA	2				
4.21 Med Lib, Other	4				
4.30 MRL, Nursing Home	5	13	52		
5.00 OT, AOTA	25	4	47	4	4
5.01 OT, Other	5	2	22	1	
5.10 OTA, AOTA	5	1	8	1	1
5.11 OTA, Other	11	2	40	1	
5.20 PT, APTA/ARPT	64	23	372	9	16
5.21 PT, Other	38	10	208	4	6
5.30 PTA	70	3	30	5	6
5.40 Speech Path, ASHA	6	5	50	1	
5.41 Speech Path, Other	1				
5.50 Recreation Therapy	19	3	40	1	
5.60 IT, ARIT	24			3	15
5.61 IT, Other	205	17	340	12	10
5.70 Social Wkr, Masters	52	15	94	36	1
5.71 Social Wkr, Other	43	4	34	4	2
5.80 Social Wkr, Asst	8	1	20		
6.00 Pharmacists	82	28	336		4
6.10 Pharmacy Asst	38	4	80		1

**DALLAS**

Occupation	Full-time Employees	Part-time Employees	Hours Worked Part-time	Funded Open Vacancies	Additional Anticipated Vacancies for 1971
7.00 RN	2,228	755	12,983	317	237
7.10 LVN	1,586	297	5,879	191	127
7.20 Aides/Orderlies	3,556	240	4,784	152	172
7.30 Surgical Tech Aide	293	11	165	22	15
7.40 Home Health Aide	17				
8.00 Medical Typist	173	21	315	9	9
8.00 Med Asst, AAMA	93	15	118	2	5
8.01 Med Asst, Other	418	55	966	9	18
8.10 Ward Clerk	386	24	480	24	35
8.20 Den Asst, AADA	105	6	111	6	10
8.21 Den Asst, Other	470	134	2,572	17	58
8.30 Den Lab Tech	44	22	343	3	5
8.40 Den Hygienist	90	58	944	9	22
8.81 Optom Asst	33	7	116	2	9
8.82 Optom Tech		1	5	2	1
8.83 Optom Lab Tech	4				1
8.84 Dispens Optician	26			1	2
8.90 Pod Asst, ARPA	6			1	2
8.91 Pod Asst, Other	19	5	104	3	5
8.50 Other Pro & Tech	428	25	500	415	6
9.00 Food Service	1,091	257	4,112	27	66
9.10 Laundry	312	12	204	7	18
9.20 Housekeeping	1,108	102	2,040	42	80
9.30 Maintenance	594	34	544	27	43
9.40 Management	370	9	156	6	6
9.45 Mgr, Long-Term Fac	44	2	24		
9.50 Secretarial, Clerical	2,581	363	6,378	472	76
9.60 Other Non-Pro & Tech	1,518	390	7,741	222	92

**DAWSON COUNTY**

	Hospitals	Nursing Homes	Secondary Educ	Doc of Medicine	Doc of Dentistry	Doc of Optom							TOTALS
NUMBER SURVEYED	1	3	1	9	3	2							19
NUMBER RETURNED	1	3	1	2	3	2							12
PERCENTAGE	100.0	100.0	100.0	22.2	100.0	100.0							63.2

Occupation	Full-time Employees	Part-time Employees	Hours Worked Part-time	Funded Open Vacancies	Additional Anticipated Vacancies For 1971
1.00 Dietitian, ADA	1	1	6		
1.01 Dietitian, Other		1	5		
1.10 Food Ser Mgr	3				
2.00 MT, ASCP	1				
2.01 MT, AMT	2	1	20		
2.51 Lab Asst/Aide	1				
3.00 RT, ARRT	1				
3.01 RT, Other		1	20		
4.10 MRT, AMRL	2				
4.11 MRT, Other		1	20		
4.30 MRL, Nursing Home		1	4		
5.20 PT, APTA/ARPT		1	8	1	
5.70 Social Wkr, Masters		1	5		
6.00 Pharmacists		1	12		
7.00 RN	15	1	17	3	3
7.10 LVN	43	8	160	4	4
7.20 Aides/Orderlies	37	17	340		
7.30 Surgical Tech Aide	6				
8.00 Med Asst, AAMA	1	1	33		
8.20 Den Asst, AADA	1				
8.21 Den Asst, Other	5				1
8.81 Optom Asst	1				
8.84 Dispens Optician		1	20		



**DAWSON**

Occupation	Full-time Employees	Part-time Employees	Hours Worked Part-time	Funded Open Vacancies	Additional Anticipated Vacancies for 1971
9.00 Food Service	10	1	16		
9.10 Laundry	1				
9.20 Housekeeping	13				
9.30 Maintenance	4	1	17		
9.40 Management	5				
9.45 Mgr, Long-Term Fac	1	1	12		
9.50 Secretarial, Clerical	10	3	60		
9.60 Other Non-Pro & Tech	4				

**DEAF SMITH COUNTY**

	Hospitals	Nursing Homes	Secondary Educ	Laboratories	Doc of Medicine	Doc of Dentistry	Doc of Optom							TOTALS
NUMBER SURVEYED	1	2	1	1	9	5	2							21
NUMBER RETURNED	1	2	1	1	8	4	2							19
PERCENTAGE	100.0	100.0	100.0	100.0	88.9	80.0	100.0							90.5

Occupation	Full-time Employees	Part-time Employees	Hours Worked Part-time	Funded Open Vacancies	Additional Anticipated Vacancies For 1971
1.00 Dietitian, ADA				1	1
1.01 Dietitian, Other	1	3	15		
1.10 Food Ser Mgr	3				
2.00 MT, ASCP	3	1	20		1
2.01 MT, AMT	1				
2.02 MT, Other	2				
2.50 CLA					1
2.51 Lab Asst/Aide		2	45		
3.00 RT, ARRT	4				
3.01 RT, Other	1	1	25		
4.01 MRL, Other	2				
5.71 Social Wkr, Other	2				
6.00 Pharmacists	1	1	12		
7.00 RN	15	2	34	3	6
7.10 LVN	29	11	220	2	5
7.20 Aides/Orderlies	58	5	100		
8.00 Med Asst, AAMA	1			1	1
8.01 Med Asst, Other	1				
8.10 Ward Clerk	4				
8.20 Den Asst, AADA	1				
8.21 Den Asst, Other	4				1
8.40 Den Hygienist		1	10		
8.81 Optom Asst	1				
8.84 Dispen Optician				1	1
9.00 Food Service	15				
9.20 Housekeeping	11				
9.30 Maintenance	7	1	16		
9.40 Management	2				
9.45 Mgr, Long-Term Fac	4				
9.50 Secretarial, Clerical	15			1	2
9.60 Other Non-Pro & Tech	7				

**DELTA COUNTY**

	Hospitals	Nursing Homes	Secondary Educ	Doc of Medicine	Doc of Osteo									TOTALS
NUMBER SURVEYED	1	2	1	3	1									8
NUMBER RETURNED	1	2	1	1	1									6
PERCENTAGE	100.0	100.0	100.0	33.3	100.0									75.0

**DELTA**

Occupation	Full-time Employees	Part-time Employees	Hours Worked Part-time	Funded Open Vacancies	Additional Anticipated Vacancies For 1971
1.00 Dietitian, ADA	1	1	6		
1.01 Dietitian, Other	1				
1.10 Food Ser Mgr	1				
2.51 Lab Asst/Aide	1				
4.21 Med Lib, Other	1				
7.00 RN	2				
7.10 LVN	9	5	100		
7.20 Aides/Orderlies	27	5	100		
8.01 Med Asst, Other	1				
9.00 Food Service	11	3	48		
9.10 Laundry	1				
9.20 Housekeeping	2				
9.30 Maintenance	1	2	34		
9.40 Management	2				
9.50 Secretarial, Clerical	5				

**DENTON COUNTY**

	Hospitals	Nursing Homes	Public Health	Home Health	Higher Educ	Secondary Educ	Doc of Medicine	Doc of Osteo	Doc of Podiatry	Doc of Optom	Doc of Dentistry	MH/MR	TOTALS
NUMBER SURVEYED	3	7	1	1	2	3	68	7	2	5	27	1	126
NUMBER RETURNED	2	6	1	1	2	3	52	4	2	3	22	1	98
PERCENTAGE	66.7	85.7	100.0	100.0	100.0	100.0	76.5	57.1	100.0	60.0	81.5	100.0	77.8

Occupation	Full-time Employees	Part-time Employees	Hours Worked Part-time	Funded Open Vacancies	Additional Anticipated Vacancies For 1971
1.00 Dietitian, ADA	8	3	18	1	
1.01 Dietitian, Other	4	2	10		
1.10 Food Ser Mgr	7 <sup>a</sup>	1	17		
2.00 MT, ASCP	6	1	12		
2.01 MT, AMT	4				
2.02 MT, Other	7	1	20		
2.30 EKG	3				
2.50 CLA	2				
2.51 Lab Asst/Aide	7	2	40		
3.00 RT, ARRT	10				
3.01 RT, Other	1	1	10		
3.10 X-Ray Asst	1				
4.00 MRL, AAMRL		1	6	1	1
4.01 MRL, Other	1				
4.11 MRT, Other	5				
5.00 OT, AOTA	8	1	20		2
5.20 PT, APTA/ARPT	7	1	20		1
5.21 PT, Other	5				
5.30 PTA	1				
5.40 Speech Path, ASHA	5				1
5.41 Speech Path, Other	1				
5.50 Recreation Therapy	1	1	20		
5.61 IT, Other	12				
5.70 Social Wkr, Masters	4				2
5.71 Social Wkr, Other	8				
6.00 Pharmacists	3	1	12		
6.10 Pharmacy Asst	2	4	80		
7.00 RN	162	16	270	13	10
7.10 LVN	77	21	401	2	5
7.20 Aides/Orderlies	777	32	640	37	13
7.30 Surgical Tech Aide	2	4	60		
7.40 Home Health Aide	1				
8.00 Medical Typist	4				
8.01 Med Asst, Other	20	4	70		1

**DENTON**

Occupation	Full-time Employees	Part-time Employees	Hours Worked Part-time	Funded Open Vacancies	Additional Anticipated Vacancies for 1971
8.10 Ward Clerk	22	2	40		
8.20 Den Asst, AADA	9			1	
8.21 Den Asst, Other	19	9	167		2
8.30 Den Lab Tech		2	28		
8.40 Den Hygienist	2	3	36	2	4
8.81 Optom Asst	4				
8.82 Optom Tech	1				
8.83 Optom Lab Tech	1				
8.84 Dispen Optician	2				
8.91 Pod Asst, Other	1				
8.50 Other Pro & Tech	20	1	20	1	1
9.00 Food Service	160	7	112	6	3
9.10 Laundry	45	3	52	4	1
9.20 Housekeeping	64			2	1
9.30 Maintenance	48	1	16	1	1
9.40 Management	20	3	51		
9.45 Mgr, Long-Term Fac	5	1	12		
9.50 Secretarial, Clerical	117	10	164	4	2
J.60 Other Non-Pro & Tech	54	2	42		

**DeWITT COUNTY**

	Hospitals	Nursing Homes	Public Health	Secondary Educ	Doc of Medicine	Doc of Optom	Doc of Dentistry							TOTALS
NUMBER SURVEYED	4	4	1	3	10	1	6							29
NUMBER RETURNED	3	3	1	3	9	1	4							24
PERCENTAGE	75.0	75.0	100.0	100.0	90.0	100.0	66.7							82.8

Occupation	Full-time Employees	Part-time Employees	Hours Worked Part-time	Funded Open Vacancies	Additional Anticipated Vacancies For 1971
1.00 Dietitian, ADA	1	4	24		
1.01 Dietitian, Other	7				1
1.10 Food Ser Mgr	3				
2.00 MT, ASCP	4				1
2.01 MT, AMT					2
2.02 MT, Other	3				1
2.30 EKG	1				1
2.51 Lab Asst/Aids	2				
3.00 RT, ARRT	1				
3.01 RT, Other	4				1
4.00 MRL, AAMRL	1	1	6		1
4.01 MRL, Other	1				
4.20 Med Lib, MLA	1				
4.21 Med Lib, Other	2				
5.00 OT, AOTA		1	9		
5.10 OTA, AOTA		1	8		
5.20 PT, APTA/ARPT	2	1	8		1
5.21 PT, Other					1
5.30 PTA		1	10		
5.60 IT, ARIT					1
5.61 IT, Other					1
5.71 Social Wkr, Other		1	6		
6.00 Pharmacists		4	48		
7.00 RN	22				5
7.10 LVN	61	4	90	1	8
7.20 Aides/Orderlies	65	9	180		5
7.30 Surgical Tech Aide	2				2
8.00 Medical Typist	2				1
8.10 Ward Clerk	4				2
8.21 Den Asst, Other	2	3	103		1
8.40 Den Hygienist	1				
8.81 Optom Asst	1				
8.84 Dispen Optician	1				



DeWITT

Occupation	Full-time Employees	Part-time Employees	Hours Worked Part-time	Funded Open Vacancies	Additional Anticipated Vacancies for 1971
9.00 Food Service	13	6	96		2
9.10 Laundry	2	2	17	1	
9.20 Housekeeping	4	2	40		
9.30 Maintenance	9	2	32	2	1
9.40 Management	5	1	17		
9.45 Mgr Long-Term Fac	1	1	12		
9.50 Secretarial, Clerical	7	1	20		
9.60 Other Non-Pro & Tech	14	2	45		

DICKENS COUNTY

	Secondary Educ	Doc of Medicine	Doc of Optom									TOTALS
NUMBER SURVEYED	1	1	1									3
NUMBER RETURNED	1	1	1									3
PERCENTAGE	100.0	100.0	100.0									100.0

Occupation	Full-time Employees	Part-time Employees	Hours Worked Part-time	Funded Open Vacancies	Additional Anticipated Vacancies For 1971
7.00 RN	1				
8.01 Med Asst, Other	1				

DIMITT COUNTY

	Hospitals	Nursing Homes	Secondary Educ	Doc of Medicine								TOTALS
NUMBER SURVEYED	1	1	1	5								8
NUMBER RETURNED	1	1	1	4								7
PERCENTAGE	100.0	100.0	100.0	80.0								87.5

Occupation	Full-time Employees	Part-time Employees	Hours Worked Part-time	Funded Open Vacancies	Additional Anticipated Vacancies For 1971
1.00 Dietitian, ADA		2	12		
1.10 Food Ser Mgr	2				
2.00 MT, ASCP	1				
2.01 MT, AMT	2				
4.00 MRL, AAMRL		1	6		
4.01 MRL, Other	1				
5.50 Recreation Therapy	1				
6.00 Pharmacists		2	24		
6.10 Pharmacy Asst	1				
7.00 RN	5	4	68	2	1
7.10 LVN	13	3	60	1	1
7.20 Aides/Orderlies	25	1	20		
9.00 Food Service	5	1	16		
9.10 Laundry		1	17		
9.20 Housekeeping	3	1	20		
9.30 Maintenance	3				
9.40 Management	2				
9.45 Mgr, Long-Term Fac	1				
9.50 Secretarial, Clerical	6				
9.60 Other Non-Pro & Tech	2	1	1		

**DONLEY COUNTY**

	Hospitals	Nursing Homes	Higher Educ	Doc of Medicine	Doc of D'ntistry	Doc of Osteo	Doc of Optom								TOTALS
NUMBER SURVEYED	1	1	1	2	1	1	2								9
NUMBER RETURNED	1	0	1	1	1	0	0								4
PERCENTAGE	100.0	0.0	100.0	50.0	100.0	0.0	0.0								44.4

Occupation	Full-time Employees	Part-time Employees	Hours Worked Part-time	Funded Open Vacancies	Additional Anticipated Vacancies For 1971
2.01 MT, AMT	1				
4.10 MRT, AAMRL	1				
7.00 RN	1				
7.10 LVN	2				
8.21 Den Asst, Other	1				
9.20 Housekeeping	1				
9.50 Secretarial, Clerical	2				
9.60 Other Non-Pro & Tech	1				

**DUVAL COUNTY**

	Hospitals	Nursing Homes	Secondary Educ	Doc of Medicine	Doc of Osteo										TOTALS
NUMBER SURVEYED	1	1	2	5	1										10
NUMBER RETURNED	1	1	2	2	1										7
PERCENTAGE	100.0	100.0	100.0	40.0	100.0										70.0

Occupation	Full-time Employees	Part-time Employees	Hours Worked Part-time	Funded Open Vacancies	Additional Anticipated Vacancies For 1971
1.00 Dietitian, ADA		1	6	1	
1.01 Dietitian, Other	1				
2.00 MT, ASCP	1				
2.01 MT, AMT	1			1	
3.00 RT, ARRT	1			1	
4.00 MRL, AAMRL		1	6	1	
4.01 MRL, Other		1	10		
5.21 PT, Other	1				
5.30 PTA	1				
5.71 Social Wkr, Other	1				
6.00 Pharmacists	1				
6.10 Pharmacy Asst	1	1	20		
7.00 RN	6			3	
7.10 LVN	9			3	
7.20 Aides/Orderlies	34	4	80		
8.01 Med Asst, Other	4	1	20		1
9.00 Food Service	4	4	64		
9.20 Housekeeping	4	1	20		
9.30 Maintenance	1	1	16		
9.40 Management	2				
9.50 Secretarial, Clerical	2	1	20		
9.60 Other Non-Pro & Tech	1	1	20		

**EASTLAND COUNTY**

	Hospitals	Nursing Homes	Higher Educ	Doc of Medicine	Doc of Dentistry	Doc of Osteo	Doc of Optom								TOTALS
NUMBER SURVEYED	4	5	2	13	4	1	2								31
NUMBER RETURNED	4	4	2	11	2	1	2								26
PERCENTAGE	100.0	80.0	100.0	84.6	50.0	100.0	100.0								83.6

Occupation	Full-time Employees	Part-time Employees	Hours Worked Part-time	Funded Open Vacancies	Additional Anticipated Vacancies For 1971
1.00 Dietitian, ADA	1	1	6		
1.01 Dietitian, Other	3	1	5		
1.10 Food Ser Mgr	8	1	17		
2.00 MT, ASCP	2	2	55		
2.01 MT, AMT	7	4	66		
2.30 EKG		2	34		
2.51 Lab Asst/Aide	2			1	1
3.00 RT, ARRT	4	1	5		
3.01 RT, Other	2	2	30		
4.00 MRL, AAMRL		1	6		
4.01 MRL, Other	1				
4.21 Med Lib, Other	1				
5.01 OT, Other	1				
5.30 PTA	1			1	1
5.50 Recreation Therapy	1				
6.00 Pharmacists	1				
7.00 RN	18	2	33	7	7
7.10 LVN	86	4	60	6	5
7.20 Aides/Orderlies	103	21	420	4	6
7.30 Surgical Tech Aide	2				
8.00 Medical Typist	2	1	15		
8.01 Med Asst, Other	3	2	40		
8.10 Ward Clerk	7	2	40	3	3
8.21 Den Asst, Other	2	3	55		
8.30 Den Lab Tech		1	10	3	
8.81 Optom Asst		2	30		
9.00 Food Service	37	6	96		
9.10 Laundry	7				
9.20 Housekeeping	19	5	100		
9.30 Maintenance	7	2	32		
9.40 Management	7	1	17		
9.45 Mgr, Long-Term Fac	4				
9.50 Secretarial, Clerical	34	3	60	1	
9.60 Other Non-Pro & Tech	14	6	128		

**ECTOR COUNTY**

	Hospitals	Nursing Homes	Higher Educ	Secondary Educ	Laboratories	Doc of Medicine	Doc of Dentistry	Doc of Osteo	Doc of Podiatry	Doc of Optom					TOTALS
NUMBER SURVEYED	1	2	1	1	1	71	24	2	2	9					114
NUMBER RETURNED	1	2	1	1	0	52	21	2	1	8					89
PERCENTAGE	100.0	100.0	100.0	100.0	0.0	73.4	87.5	100.0	50.0	88.9					78.1

Occupation	Full-time Employees	Part-time Employees	Hours Worked Part-time	Funded Open Vacancies	Additional Anticipated Vacancies For 1971
1.00 Dietitian, ADA	2			1	1
1.01 Dietitian, Other	1				
1.10 Food Ser Mgr	1			1	
2.00 MT, ASCP	18	3	15	3	



ECTOR

Occupation	Full-time Employees	Part-time Employees	Hours Worked Part-time	Funded Open Vacancies	Additional Anticipated Vacancies for 1971
2.01 MT, AMT	23	1	10		
2.02 MT, Other	1				
2.20 HISTO, ASCP	2				
2.30 EKG				1	
2.40 EEG	1				1
2.51 Lab Asst/Aide	11				
3.00 RT, ARRT	12	1	4	1	2
3.01 RT, Other	5	1	5		1
3.10 X-Ray Asst	1				
3.20 Rad Therapy, ARRT					1
3.30 Rad Therapy Asst					1
4.00 MRL, AAMRL				1	
4.01 MRL, Other	1				
4.11 MRT, Other	7				
5.20 PT, APTA/ARPT	2				
5.30 PTA	2				
5.60 IT, ARIT					1
5.61 IT, Other	13				
5.70 Social Wkr, Masters					1
6.00 Pharmacists				1	
6.10 Pharmacy Asst	5	1	20		
7.00 RN	118	20	353		3
7.10 LVN	216	28	560	2	2
7.20 Aides/Orderlies	124	20	400	2	10
7.30 Surgical Tech Aide	16	1	15	2	
8.00 Medical Typist	8			2	
8.00 Med Asst, AAMA	4			1	
8.01 Med Asst, Other	17				
8.10 Ward Clerk	24	4	80		
8.20 Den Asst, AADA	5				
8.21 Den Asst, Other	29	5	98		2
8.30 Den Lab Tech	3				
8.40 Den Hygienist	1			1	
8.81 Optom Asst	4	8	44		
8.83 Optom Lab Tech	2	7	23		
8.84 Dispen Optician	2	7	13		
8.91 Pod Asst, Other	1				
9.00 Food Service	71	5	80		6
9.10 Laundry	27	1	17		
9.20 Housekeeping	72	1	20	1	3
9.30 Maintenance	18	1	16		
9.40 Management	6				
9.45 Mgr, Long-Term Fac	1				
9.50 Secretarial, Clerical	104	15	248		3
9.60 Other Non-Pro & Tech	28	18	352		

EDWARDS COUNTY

	Hospitals	Doc of Medicine										TOTALS
NUMBER SURVEYED	1	1										2
NUMBER RETURNED	1	1										2
PERCENTAGE	100.0	100.0										100.0

Occupation	Full-time Employees	Part-time Employees	Hours Worked Part-time	Funded Open Vacancies	Additional Anticipated Vacancies For 1971
7.00 RN	3			1	
7.10 LVN	2				
7.20 Aides/Orderlies	4			1	
9.00 Food Service	1				
9.30 Maintenance	1				
9.50 Secretarial, Clerical	1				
9.60 Other Non-Pro & Tech	1				

**ELLIS COUNTY**

	Hospitals	Nursing Homes	Higher Educ	Secondary Educ	Doc of Medicine	Doc of Dptom	Doc of Dentistry							TOTALS
NUMBER SURVEYED	2	5	1	4	21	5	13							51
NUMBER RETURNED	2	5	1	3	15	2	9							37
PERCENTAGE	100.0	100.0	100.0	75.0	71.4	40.0	69.2							72.5

Occupation	Full-time Employees	Part-time Employees	Hours Worked Part-time	Funded Open Vacancies	Additional Anticipated Vacancies For 1971
1.00 Dietitian, ADA	2	4	24	1	1
1.10 Food Ser Mgr	5	1	17		
2.00 MT, ASCP	1				
2.01 MT, AMT	2			1	1
2.50 CLA				1	1
2.51 Lab Asst/Aide	3	1	20		
3.00 RT, ARRT	1				
3.01 RT, Other	1				
3.10 X-Ray Asst	1				
4.00 MRL, AAMRL	1				
4.10 MRT, AAMRL	2				1
5.20 PT, APTA/ARPT	1	1	20		
5.30 PTA	1				
5.60 IT, ARIT					1
5.61 IT, Other	1				
6.00 Pharmacists		1	12		
7.00 RN	21	7	119	4	4
7.10 LVN	70	10	196	6	6
7.20 Aides/Orderlies	91	1	20		
7.30 Surgical Tech Aide				1	1
8.00 Medical Typist	2				
8.00 Med Asst, AAMA	1				
8.01 Med Asst, Other	7				
8.10 Ward Clerk	6				
8.20 Den Asst, AADA	1				
8.21 Den Asst, Other	10	2	20		1
8.40 Den Hygienist		3	40	1	
9.00 Food Service	33	8	128		
9.10 Laundry	8	2	34		
9.20 Housekeeping	26	1	20		
9.30 Maintenance	6	2	32		
9.40 Management	7				
9.45 Mgr, Long-Term Fac	6	1	12		
9.50 Secretarial, Clerical	31	3	72	1	1
9.60 Other Non-Pro & Tech	51	3	60		

**EL PASO COUNTY**

	Hospitals	Nursing Homes	Public Health	Home Health	Laboratories	Higher Educ	Secondary Educ	Doc of Medicine	Doc of Osteo	Doc of Podiatry	Doc of Dptom	Doc of Dentistry	MH/MR	TOTALS
NUMBER SURVEYED	15	9	1	1	5	1	14	320	12	6	25	103	1	513
NUMBER RETURNED	11	7	1	1	4	1	11	186	6	6	19	80	1	334
PERCENTAGE	73.3	77.8	100.0	100.0	80.0	100.0	78.5	58.1	50.0	100.0	76.0	77.7	100.0	65.1

Occupation	Full-time Employees	Part-time Employees	Hours Worked Part-time	Funded Open Vacancies	Additional Anticipated Vacancies For 1971
1.00 Dietitian, ADA	11	5	30	1	
1.01 Dietitian, Other	4			1	

EL PASO

Occupation	Full-time Employees	Part-time Employees	Hours Worked Part-time	Funded Open Vacancies	Additional Anticipated Vacancies for 1971
1.10 Food Ser Mgr	7				
2.00 MT, ASCP	48	6	120	21	8
2.01 MT, AMT	43	14	235	7	3
2.02 MT, Other	83	17	340	5	1
2.10 CYTO, ASCP	6				
2.11 CYTO, Other	5				
2.20 HISTO, ASCP	4				
2.21 HISTO, Other	9				
2.30 EKG	15				
2.40 EEG	8				
2.50 CLA	17	4	80	5	2
2.51 Lab Asst/Aide	49	20	356	1	3
3.00 RT, ARRT	56	7	140	2	4
3.01 RT, Other	39	3	40		2
3.10 X-Ray Asst	21	2	30		
3.20 Rad Therapy, ARRT	2				
3.21 Rad Therapy, Other	5				
4.00 MRL, AAMRL	5	2	12		
4.01 MRL, Other	6				
4.10 MRT, AAMRL	2				
4.11 MRT, Other	32	4	80	2	1
4.20 Med Lib, MLA	3				
4.30 MRL, Nursing Home	1	1	4		
5.00 OT, AOTA	7			1	1
5.01 OT, Other		1	11		
5.11 OTA, Other	8	1	20		
5.20 PT, AFTA/ARPT	10	2	13		1
5.21 PT, Other	3				
5.30 PTA	19	2	20		
5.40 Speech Path, ASHA	1			1	
5.50 Recreation Therapy	3	1	20		1
5.60 IT, ARIT	5				
5.61 IT, Other	44	4	80	1	1
5.70 Social Wkr, Masters	11			2	
5.71 Social Wkr, Other	21	2	10		
5.80 Social Wkr, Asst	14				
6.00 Pharmacists	35	12	144	1	2
6.10 Pharmacy Asst	34				
7.00 RN	588	113	1,902	9	35
7.10 LVN	256	45	871	6	21
7.20 Aides/Orderlies	947	71	1,420	1	79
7.30 Surgical Tech Aide	68	5	76	1	1
7.40 Home Health Aide	1	2	16		
8.00 Medical Typist	55	4	60		1
8.00 Med Asst, AAMA	24				4
8.01 Med Asst, Other	86	7	176	1	2
8.10 Ward Clerk	98	6	120	3	10
8.20 Den Asst, AADA	27			2	2
8.21 Den Asst, Other	113	9	193	2	9
8.30 Den Lab Tech	19	1	10	3	
8.40 Den Hygienist	9	8	118	2	9
8.81 Optom Asst	16	2	40		3
8.82 Optom Tech	7	1	6		
8.83 Optom Lab Tech	14				2
8.84 Dispen Optician	18	2	50		2
8.90 Pod Asst, ARPA					1
8.91 Pod Asst, Other	7	2	44		2
8.90 Other Pro & Tech	55	3	60	13	6
9.00 Food Service	395	62	992	2	26
9.10 Laundry	91	6	102		6
9.20 Housekeeping	325	7	140	4	15
9.30 Maintenance	130	3	48	6	3
9.40 Management	94			1	3
9.45 Mgr, Long-Term Fac	6				1
9.50 Secretarial, Clerical	501	43	763	12	29
9.60 Other Non-Pro & Tech	453	51	926	2	7

**ERATH COUNTY**

	Hospitals	Nursing Homes	Home Health	Higher Educ	Secondary Educ	Doc of Medicine	Doc of Optom	Doc of Dentistry						TOTALS
NUMBER SURVEYED	2	5	1	1	2	11	3	4						29
NUMBER RETURNED	2	3	1	1	2	10	1	3						23
PERCENTAGE	100.0	60.0	100.0	100.0	100.0	90.9	33.3	75.0						79.3

Occupation	Full-time Employees	Part-time Employees	Hours Worked Part-time	Funded Open Vacancies	Additional Anticipated Vacancies For 1971
1.00 Dietitian, ADA	2	1	6		
1.1 Food Ser Mgr	1	1	17		
2.00 MT, ASCP	2				
2.01 MT, AMT	1			1	
2.02 MT, Other	1				
2.10 CYTO, ASCP	4				
3.00 RT, ARRT	1			1	1
3.01 RT, Other	1				
3.10 X-ray Asst	4				
4.00 MRL, AAMRL	2			1	1
4.10 MRT, AAMRL	1				
4.11 MRT, Other		1	20		
5.71 Social Wkr, Other		1	6		
6.00 Pharmacists	2				
6.10 Pharmacy Asst	1	1	20		
7.00 RN	12	4	58		2
7.10 LVN	53	8	160		
7.20 Aides/Orderlies	65	14	280		
7.30 Surgical Tech Aide	1	1	15		
7.40 Home Health Aide		1	4		
8.00 Medical Typist	8	2	30		
8.10 Ward Clerk		1	20		
8.21 Den Asst, Other	4				
8.40 Den Hygienist		1	16		
9.00 Food Service	16	6	96		
9.10 Laundry	2	1	17		
9.20 Housekeeping	9	9	180		
9.30 Maintenance	4	1	16		
9.40 Management	4				
9.45 Mgr, Long-term Fac	1				
9.50 Secretarial, Clerical	22	4	80		
9.60 Other Non-Pro & Tech	2	1	12		

**FALLS COUNTY**

	Hospitals	Nursing Homes	Secondary Educ	Doc of Medicine	Doc of Osteo	Doc of Dentistry	Doc of Optom							TOTALS
NUMBER SURVEYED	3	3	1	15	2	5	2							31
NUMBER RETURNED	3	3	1	11	0	2	2							22
PERCENTAGE	100.0	100.0	100.0	73.3	0.0	40.0	100.0							71.0

Occupation	Full-time Employees	Part-time Employees	Hours Worked Part-time	Funded Open Vacancies	Additional Anticipated Vacancies For 1971
1.00 Dietitian, ADA	3	2	12		
1.01 Dietitian, Other	2				
1.10 Food Ser Mgr	7	1	17		
2.00 MT, ASCP	2	3	28		
2.01 MT, AMT	2				

**FALLS**

Occupation	Full-time Employees	Part-time Employees	Hours Worked Part-time	Funded Open Vacancies	Additional Anticipated Vacancies for 1971
2.02 MT, Other	3				1
2.30 EKG	7				
2.50 CLA	1				
2.51 Lab Asst/Aide	21				
3.01 RT, Other	7	1	15		
3.10 X-Ray Asst	4				
4.00 MRL, AAMRL	2				
4.30 MRL, Nursing Home	1				
5.00 OT, AOTA	1				
5.20 PT, APTA/ARPT	1				
5.21 PT, Other	3				
5.30 PTA	1				
5.61 IT, Other	2				
5.70 Social Wkr, Masters	3				1
5.71 Social Wkr, Other	1				
6.00 Pharmacists	3				
6.10 Pharmacy Asst	1				
7.00 RN	49	3	51	3	14
7.10 LVN	78	7	140	4	20
7.20 Aides/Orderlies	151	6	120	1	32
7.30 Surgical Tech Aide	10				
8.00 Medical Typist	10				1
8.01 Med Asst, Other	1				
8.10 Ward Clerk	7				1
8.21 Den Asst, Other	3	2	36		1
8.30 Den Lab Tech	1				
9.00 Food Service	49	10	160		9
9.10 Laundry	7	1	17		
9.20 Housekeeping	32	1	20		5
9.30 Maintenance	30	3	48		3
9.40 Management	19				4
9.45 Mgr, Long-term Fac	2				1
9.50 Secretarial, Clerical	33	10	210	1	3
9.60 Other Non-Pro & Tech	56	4	100	2	5

**FANNIN COUNTY**

	Hospitals	Nursing Homes	Secondary Educ	Doc of Medicine	Doc of Osteo	Doc of Optom	Doc of Dentistry							TOTALS
NUMBER SURVEYED	4	4	2	8	6	1	4							29
NUMBER RETURNED	4	2	2	6	6	1	2							23
PERCENTAGE	100.0	50.0	100.0	75.0	100.0	100.0	50.0							79.3

Occupation	Full-time Employees	Part-time Employees	Hours Worked Part-time	Funded Open Vacancies	Additional Anticipated Vacancies For 1971
1.00 Dietitian, ADA	2	4	24		
1.01 Dietitian, Other	5				
1.10 Food Ser Mgr	3				
2.00 MT, ASCP				1	
2.01 MT, AMT	3				
2.02 MT, Other	3				
2.51 Lab Asst/Aide	1				
3.00 RT, ARRT	1				
3.01 RT, Other	3				
4.00 MRL, AAMRL		1	6		
4.01 MRL, Other	1				
4.21 Med Lib, Other	1				
4.30 MRL, Nursing Home		2	8		1



FANNIN

Occupation	Full-time Employees	Part-time Employees	Hours Worked Part-time	Funded Open Vacancies	Additional Anticipated Vacancies for 1971
5.20 PT, APTA/ARPT	1	1	8		
5.21 PT, Other	1	1	8		
5.30 PTA		1	10		
5.50 Recreation Therapy	1				
5.70 Social Wkr, Masters	2	2	10		1
5.71 Social Wkr, Other	1				
6.00 Pharmacists	2	2	24		
6.10 Pharmacy Asst	2				
7.00 RN	33	3	51	3	3
7.10 LVN	34	3	60	1	5
7.20 Aides/Orderlies	75	10	200		
7.30 Surgical Tech Aide	2	1	15		
8.00 Medical Typist	4	1	15		2
8.01 Med Asst, Other	10	2	48		1
8.10 Ward Clerk	4				1
8.21 Den Asst, Other	4				
8.30 Den Lab Tech	1	1	3		
8.50 Other Pro & Tech	1				
9.00 Food Service	46	16	96		3
9.10 Laundry	7	1	17		3
9.20 Housekeeping	20	5	100		1
9.30 Maintenance	34	1	17		
9.40 Management	15				
9.45 Mgr, Long-term Fac	2				1
9.50 Secretarial, Clerical	34				1
9.60 Other Non-Pro & Tech	33	1	20		2

FAYETTE COUNTY

	Hospitals	Nursing Home	Secondary Educ	Doc of Medicine	Doc of Osteo	Doc of Dentistry	Doc of Optom							TOTALS
NUMBER SURVEYED	1	3	4	12	2	6	3							31
NUMBER RETURNED	1	3	4	9	2	6	3							28
PERCENTAGE	100.0	100.0	100.0	75.0	100.0	100.0	100.0							90.4

Occupation	Full-time Employees	Part-time Employees	Hours Worked Pa. c-time	Funded Open Vacancies	Additional Anticipated Vacancies For 1971
1.00 Dietitian, ADA	2	2	12		
1.10 Food Ser Mgr	2	2	34		
2.01 MT, AMT	3				
2.51 Lab Asst/Aide	4	1	20		
3.00 RT, ARRT	1				
3.01 RT, Other		1	20		
4.00 MRL, AAMRL		1	6		
5.70 Social Wkr, Masters		1	5		
7.00 RN	12	5	85	1	
7.10 LVN	11	2	40	1	
7.20 Aides/Orderlies	52	17	340		
8.01 Med Asst, Other	8	3	72		
8.10 Ward Clerk	4				
8.21 Den Asst, Other	5	1	24		1
8.40 Den Hygienist	1	2	12		1
8.81 Optom Asst	3				1
9.00 Food Service	12	3	48		
9.10 Laundry	5	4	68		
9.20 Housekeeping	6	1	20		
9.30 Maintenance	5	1	16		
9.40 Management	3	1	17		
9.45 Mgr, Long-term Fac	2				
9.50 Secretarial, Clerical	12	4	80		

**FISHER COUNTY**

	Hospitals	Nursing Homes	Secondary Educ	Doc of Medicine	Doc of Dentistry									TOTALS
NUMBER SURVEYED	2	3	1	5	1									12
NUMBER RETURNED	1	2	1	3	1									8
PERCENTAGE	50.0	66.7	100.0	60.0	100.0									66.7

Occupation	Full-time Employees	Part-time Employees	Hours Worked Part-time	Funded Open Vacancies	Additional Anticipated Vacancies For 1971
1.00 Dietitian, ADA	1				
1.01 Dietitian, Other	3				
2.02 MT, Other	2				
2.51 Lab Asst/Aide	2				
3.01 RT, Other	1				
4.01 MRL, Other		1	10	8	
7.00 RN	5			1	1
7.10 LVN	15	4	80		
7.20 Aides/Orderlies	24	1	20		
8.00 Medical Typist	1				
8.21 Den Asst, Other	1				
9.00 Food Service	8		32		
9.10 Laundry	1	1	17		
9.20 Housekeeping	3	1	20		
9.30 Maintenance	1				
9.40 Management	1	4	68		
9.45 Mgr, Long-term Fac	2				
9.50 Secretarial, Clerical	5				
9.60 Other Non-Pro & Tech	1				

**FLOYD COUNTY**

	Hospitals	Nursing Homes	Secondary Educ	Doc of Medicine	Doc of Optom	Doc of Dentistry								TOTALS
NUMBER SURVEYED	2	2	2	6	2	2								16
NUMBER RETURNED	2	2	2	4	2	2								14
PERCENTAGE	100.0	100.0	100.0	66.7	100.0	100.0								87.5

Occupation	Full-time Employees	Part-time Employees	Hours Worked Part-time	Funded Open Vacancies	Additional Anticipated Vacancies For 1971
1.01 Dietitian, Other		3	18		
1.10 Food Ser Mgr	2				
2.00 MT, ASCP	1				
2.01 MT, AMT	1				
2.51 Lab Asst/Aide	2				
3.01 RT, Other	1	1	15	1	1
4.00 MRL, AAMRL		1	6		
4.01 MRL, Other	2	1	20		
5.70 Social Wkr, Masters	1				
6.00 Pharmacists		1	12		
7.00 RN	8	2	34	5	6
7.10 LVN	22	3	60		1
7.20 Aides/Orderlies	61	3	60		4
8.00 Medical Typist	1	1	15		

**FLOYD**

Occupation	Full-time Employees	Part-time Employees	Hours Worked Part-time	Funded Open Vacancies	Additional Anticipated Vacancies for 1971
8.01 Med Asst, Other	1				
8.10 Ward Clerk	2			1	1
8.21 Den Asst, Other	4	1	15		
8.40 Den Hygienist					1
9.00 Food Service	13	4	64		1
9.10 Laundry	2	1	17		
9.20 Housekeeping	11	1	20		1
9.30 Maintenance	3	2	32		
9.40 Management	2	1	17		
9.45 Mgr, Long-term Fac	2				
9.50 Secretarial, Clerical	7	4	80		
9.60 Other Non-Pro & Tech	2				

**FOARD COUNTY**

	Hospitals	Doc of Medicine											TOTALS
NUMBER SURVEYED	1	1											2
NUMBER RETURNED	1	1											2
PERCENTAGE	100.0	100.0											100.0

Occupation	Full-time Employees	Part-time Employees	Hours Worked Part-time	Funded Open Vacancies	Additional Anticipated Vacancies For 1971
1.10 Food Ser Mgr	3	1	17		
2.01 MT, AMT	1				
2.51 Lab Asst/Aide		1	20		
3.01 RT, Other	1	1	15		
4.21 Med Lib, Other	1				
5.01 OT, Other				1	
6.10 Pharmacy Asst		1	20		
7.00 RN	2			2	2
7.10 LVN	9				
7.20 Aides/Orderlies	1	1	20		
9.10 Laundry	1				
9.20 Housekeeping	1				
9.30 Maintenance	1				
9.50 Secretarial, Clerical	1				

**FORT BEND COUNTY**

	Hospitals	Nursing Homes	Public Health	Secondary Educ	Doc of Medicine	Doc of Osteo	Doc of Dentistry	Doc of Optom	MH/MR					TOTALS
NUMBER SURVEYED	2	3	1	5	20	1	9	2	1					44
NUMBER RETURNED	1	2	1	5	13	1	8	1	1					33
PERCENTAGE	50.0	66.7	100.0	100.0	65.0	100.0	88.9	50.0	100.0					75.0

Occupation	Full-time Employees	Part-time Employees	Hours Worked Part-time	Funded Open Vacancies	Additional Anticipated Vacancies For 1971
1.00 Dietitian, ADA	1	1	12		2
1.10 Food Ser Mgr	3				1
2.00 MT, ASCP	6			2	2
2.01 MT, AMT	5				
2.02 MT, Other	1				

**FORT BEND**

Occupation	Full-time Employees	Part-time Employees	Hours Worked Part-time	Funded Open Vacancies	Additional Anticipated Vacancies for 1971
2.51 Lab Asst/Aide	2				
3.00 RT, ARRT	2			1	1
3.01 RT, Other	2				
3.10 X-Ray Asst	1				
4.00 MRL, AAMRL	1				
4.01 MRL, Other	1				
4.10 MRT, A/MRL	1				2
4.21 Med Lib, Other	2		20		
4.30 MRL, Nursing Home	1	1	4		
5.20 PT, APTA/ARPT	2	1	8		
5.21 PT, Other	1				1
5.30 PTA	2				
5.60 IT, ARIT	1				
5.61 IT, Other	4				
5.70 Social Wkr, Masters	1	1	5		
5.71 Social Wkr, Other	4			1	2
6.00 Pharmacists	2	1	12		1
6.10 Pharmacy Asst					1
7.00 RN	37	5	85	11	25
7.10 LVN	76	7	146	13	27
7.20 Aides/Orderlies	272	5	100	2	
7.30 Surgical Tech Aide	1	1	15		
8.00 Medical Typist	1				
8.10 Ward Clerk	7				1
8.21 Den Asst, Other	10	5	106	1	3
8.30 Den Lab Tech					2
8.40 Den Hygienist	1	2	48		1
8.84 Dispen Optician	2				
8.50 Other Pro & Tech	8				
9.00 Food Service	42	4	64	1	
9.10 Laundry	18	1	17		
9.20 Housekeeping	28	2	20		
9.30 Maintenance	28	5	48		2
9.40 Management	8				1
9.45 Mgr, Long-term Fac	2				
9.50 Secretarial, Clerical	56	8	158		
9.60 Other Non-Pro & Tech	274	1	20	1	

**FRANKLIN COUNTY**

	Hospitals	Nursing Homes	Secondary Educ	Doc of Medicine	Doc of Dentistry	Doc of Osteo								TOTALS
NUMBER SURVEYED	1	2	1	2	1	1								8
NUMBER RETURNED	1	1	1	1	0	1								5
PERCENTAGE	100.0	50.0	100.0	50.0	0.0	100.0								62.5

Occupation	Full-time Employees	Part-time Employees	Hours Worked Part-time	Funded Open Vacancies	Additional Anticipated Vacancies For 1971
1.01 Dietitian, Other	5	1	5		
1.10 Food Ser Mgr	1				
2.01 MT, AMT	2				
2.51 Lab Asst/Aide		1	20		
3.01 RT, Other	1				
3.30 Rad Therapy Asst		1	15		
4.20 Med Lib, MLA	1				
4.21 Med Lib, Other		1	20		
5.20 PT, APTA/ARPT					1
5.71 Social Wkr, Other					1
7.00 RN	7			2	
7.10 LVN	14	1	20	3	4
7.20 Aides/Orderlies	22	2	40	3	6
8.01 Med Asst, Other	1				

**FRANKLIN**

Occupation	Full-time Employees	Part-time Employees	Hours Worked Part-time	Funded Open Vacancies	Additional Anticipated Vacancies for 1971
9.00 Food Service	4	2	32		1
9.20 Housekeeping	4	3	60		
9.30 Maintenance	2				1
9.40 Management	2				
9.45 Mgr, Long-term Fac	1				
9.50 Secretarial, Clerical	4	1	20		

**FREESTONE COUNTY**

	Hospitals	Nursing Homes	Secondary Educ	Doc of Medicine	Doc of Dentistry	Doc of Optom							TOTALS
NUMBER SURVEYED	3	2	1	9	2	1							18
NUMBER RETURNED	1	1	1	5	2	1							11
PERCENTAGE	33.3	50.0	100.0	55.6	100.0	100.0							61.1

Occupation	Full-time Employees	Part-time Employees	Hours Worked Part-time	Funded Open Vacancies	Additional Anticipated Vacancies For 1971
1.00 Dietitian, ADA		1	6		
1.10 Food Ser Mgr	1	1	17		
2.00 MT, ASCP	2				
2.01 MT, AMT	2				
2.50 CLA	1				
3.00 RT, ARRT	1				
3.01 RT, Other	2				
4.11 MRT, Other		1	20		
5.50 Recreation Therapy		1	20		
5.71 Social Wkr, Other	1				
6.00 Pharmacists		2	24		
7.00 RN	3	1	17	3	5
7.10 LVN	9	3	60	2	3
7.20 Aides/Orderlies	28	3	60		5
8.01 Med Asst, Other	5				
8.10 Ward Clerk	1				
8.21 Den Asst, Other	2	1	14		
8.40 Den Hygientist					1
8.81 Optom Asst	1				
9.00 Food Service	4	4	64		
9.10 Laundry	1				
9.20 Housekeeping	4	1	20		
9.30 Maintenance	3	1	16		
9.40 Management	3				
9.45 Mgr, Long-term Fac	1				
9.50 Secretarial, Clerical	13				

**FRIO COUNTY**

	Hospitals	Nursing Homes	Secondary Educ	Doc of Medicine	Doc of Dentistry								TOTALS
NUMBER SURVEYED	2	2	1	5	2								12
NUMBER RETURNED	2	2	1	2	2								9
PERCENTAGE	100.0	100.0	100.0	40.0	100.0								75.0

**FRIO**

Occupation	Full-time Employees	Part-time Employees	Hours Worked Part-time	Funded Open Vacancies	Additional Anticipated Vacancies for 1971
1.00 Dietitian, ADA		3	18		
1.10 Food Ser Mgr	1	2	34		
2.00 MT, ASCP	1				
2.01 MT, AMT	3				
3.01 Rt, Other	1				
4.00 MRL, AAMRL		1	6		
4.01 MRL, Other	1				
4.30 MRL, Nursing Home	1	1	4		
5.10 OTA, AOTA	1				
5.20 PT, APTA/ARPT		2	28		
5.30 PTA	2				
5.70 Social Wkr, Masters		2	25		
5.71 Social Wkr, Other		1	6		
6.00 Pharmacists		1	12		
6.10 Pharmacy Asst		1	20		
7.00 RN	14				
7.10 LVN	34	1	20		
7.20 Aides/Orderlies	57	6	120		
8.00 Medical Typist	1				
8.01 Med Asst, Other	1				
8.21 Den Asst, Other	1				
9.00 Food Service	12	1	16		
9.10 Laundry	9				
9.20 Housekeeping	14				
9.30 Maintenance	4	4	64		
9.40 Management	6				
9.45 Mgr, Long-term Fac	1				
9.50 Secretarial, Clerical	11	5	100		
9.60 Other Non-Pro & Tech	1				

**GAINES COUNTY**

	Hospitals	Nursing Homes	Secondary Educ	Doc of Medicine	Doc of Dentistry	Doc of Optom							TOTALS
NUMBER SURVEYED	2	1	1	3	2	1							10
NUMBER RETURNED	2	1	1	2	2	1							9
PERCENTAGE	100.0	100.0	100.0	66.7	100.0	100.0							90.0

Occupation	Full-time Employees	Part-time Employees	Hours Worked Part-time	Funded Open Vacancies	Additional Anticipated Vacancies For 1971
1.00 Dietitian, ADA	1			1	
1.01 Dietitian, Other	5	2	20		1
1.10 Food Ser Mgr	3	1	17		
2.00 MT, ASCP				1	1
2.01 MT, AMT	4	1	20		
2.50 CLA					1
2.51 Lab Asst/Aide	1				
3.00 RT, ARRT				1	
3.02 RT, Other	1				
4.00 MRL, AAMRL		1	6		
4.01 MRL, Other	2				
4.11 MRT, Other	2	1	20		
6.00 Pharmacists		1	12		
7.00 RN	8	3	50	10	6
7.10 LVN	16			6	2
7.20 Aides/Orderlies	33	7	140	7	13
8.00 Medical Typist	1				
8.00 Med Asst, AAMA	5				
8.01 Med Asst, Other	1				
8.21 Den Asst, Other	2	1	15		
8.81 Optom Asst	1				
9.00 Food Service	2	1	16		2

**GAINES**

Occupation	Full-time Employees	Part-time Employees	Hours Worked Part-time	Funded Open Vacancies	Additional Anticipated Vacancies For 1971
9.10 Laundry	1	1	17	1	1
9.20 Housekeeping	6	1	20		
9.30 Maintenance	2				1
9.50 Secretarial, Clerical	2	1	15		
9.60 Other Non-Pro & Tech	8				

**GALVESTON COUNTY**

	Hospitals	Nursing Homes	Public Health	Laboratories	Higher Educ	Secondary Educ	Doc of Medicine	Doc of C-7000	Doc of Dentistry	Doc of Podiatry	Doc of Optom	MH/MR	TOTALS
NUMBER SURVEYED	5	9	2	2	5	7	487	2	58	1	12	1	591
NUMBER RETURNED	5	7	1	2	5	7	283	1	42	1	10	1	365
PERCENTAGE	100.0	77.8	50.0	100.0	100.0	100.0	58.1	50.0	72.4	100.0	83.3	100.0	61.8

Occupation	Full-time Employees	Part-time Employees	Hours Worked Part-time	Funded Open Vacancies	Additional Anticipated Vacancies For 1971
1.00 Dietitian, ADA	9	5	60	1	1
1.01 Dietitian, Other	2				
1.10 Food Ser Mgr	5	2	34	1	
2.00 MT, ASCP	80	64	1,228	10	2
2.01 MT, AMT	27	5	70	2	2
2.02 MT, Other	19	17	340	2	5
2.10 CYTO, ASCP	3				
2.20 HISTO, ASCP	11				
2.21 HISTO, Other	3				
2.30 EKG	13				
2.40 EEG	10				
2.50 CLA	14			4	1
2.51 Lab Asst/Aide	123	45	857	2	
3.00 RT, ARRT	79	3	68	17	3
3.01 RT, Other	28	3	60	1	
3.10 X-Ray Asst	20	1	15	1	
3.20 Rad Therapy, ARRT	3				
3.21 Rad Therapy, Other	2				
3.30 Rad Therapy Asst	1				
4.00 MRL, AAMRL	6			2	1
4.01 MRL, Other	4				
4.10 MRT, AAMRL	2			1	
4.11 MRT, Other	3				
4.20 Med Lib, MLA	2				
4.21 Med Lib, Other	4				
4.30 MRL, Nursing Home	1				
5.00 OT, AOTA	10	1	20	4	5
5.01 OT, Other	1				
5.10 OTA, AOTA	3	3	24	2	
5.11 OTA, Other	20	1	20	3	
5.20 PT, APTA/ARPT	15	2	16		
5.21 PT, Other	3	2	20		
5.30 PTA	24	1	10		
5.40 Speech Path, ASHA	2	1	10		1
5.41 Speech Path, Other	1				
5.50 Recreation Therapy	8	2	40		
5.60 IT, ARIT	11	1	20		1
5.61 IT, Other	10			1	1
5.70 Social Wkr, Masters	12	1	5	2	1
5.71 Social Wkr, Other	14				
5.80 Social Wkr, Asst					1
6.00 Pharmacists	21	5	60		4
6.10 Pharmacy Asst	16	1	20		1
7.00 RN	553	85	1,485	66	71
7.10 LVN	436	78	1,565	47	45
7.20 Aides/Orderlies	689	84	1,680	9	35
7.30 Surgical Tech Aide	46	4	60		
8.00 Medical Typist	55	1	15		2
8.00 Med Asst, AAMA	6	2	25		1

**GALVESTON**

Occupation	Full-time Employees	Part-time Employees	Hours Worked Part-time	Funded Open Vacancies	Additional Anticipated Vacancies for 1971
8.01 Med Asst, Other	54	5	67		3
8.10 Ward Clerk	200	4	80	5	15
8.20 Den Asst, AADA	7	2	40		
8.21 Den Asst, Other	54	22	202	1	5
8.30 Den Lab Tech	4	3	39		
8.40 Den Hygienist	3	8	111	2	4
8.81 Optom Asst	8	4	85		
8.84 Dispen Optician	6				
8.50 Other Pro & Tech	125				
9.00 Food Service	189	15	246	1	4
9.10 Laundry	117	5	85		1
9.20 Housekeeping	369	18	360		4
9.30 Maintenance	233	9	144		1
9.40 Management	172				
9.45 Mgr, Long-term Fac	6				
9.50 Secretarial, Clerical	739	43	749	11	20
9.60 Other Non-Pro & Tech	280	54	970	2	10

**GARZA COUNTY**

	Hospitals	Nursing Homes	Laboratories	Doc of Medicine	Doc of Dentistry								TOTALS
NUMBER SURVEYED	1	1	1	4	1								8
NUMBER RETURNED	1	1	0	1	0								3
PERCENTAGE	100.0	100.0	0.0	25.0	0.0								37.5

Occupation	Full-time Employees	Part-time Employees	Hours Worked Part-time	Funded Open Vacancies	Additional Anticipated Vacancies For 1971
1.01 Dietitian, Other		2	12		
1.10 Food Ser Mgr	1	1	17		
2.01 MT, AMT				1	1
2.02 MT, Other	2				
2.51 Lab Asst/Aide		1	20		
3.10 X-Ray Asst		1	15		
4.01 MRL, Other		1	10		
6.00 Pharmacists		1	12		
7.00 RN	4			2	2
7.10 LVN	5	3	60	3	3
7.20 Aides/Orderlies	17	4	80		2
9.00 Food Service	2				
9.20 Housekeeping	3				
9.30 Maintenance	1				
9.40 Management	1				
9.45 Mgr, Long-term Fac	1	1	12		
9.50 Secretarial, Clerical	2				
9.60 Other Non-Pro & Tech	1				

**GILLESPIE COUNTY**

	Hospitals	Nursing Homes	Secondary Educ	Doc of Medicine	Doc of Dentistry	Doc of Optom							TOTALS
NUMBER SURVEYED	3	5	2	9	4	2							25
NUMBER RETURNED	2	2	2	2	3	2							13
PERCENTAGE	66.7	40.0	100.0	22.2	75.0	100.0							52.0



**GILLESPIE**

Occupation	Full-time Employees	Part-time Employees	Hours Worked Part-time	Funded Open Vacancies	Additional Anticipated Vacancies For 1971
1.00 Dietitian, ADA		4	24		
1.01 Dietitian, Other		1	15		
1.10 Food Ser Mgr	3				1
2.00 MT, ASCP	3				
2.01 MT, AMT	2				
2.02 MT, Other	1				
2.51 Lab Asst/Aide	1				
3.00 RT, ARRT	1				
3.01 RT, Other	3				
4.00 MRL, AAMRL		1	6		
4.01 MRL, Other	1				
4.10 MRT, AAMRL	1				
4.30 MRL, Nursing Home		2	8		
5.00 OT, AOTA		1	9		
5.20 PT, APTA/ARPT		1	8		1
5.41 Speech Path, Other					1
5.61 IT, Other					1
5.70 Social Wkr, Masters		2	10		
6.00 Pharmacists		1	12		1
7.00 RN	17	6	99		3
7.10 LVN	19	5	100	1	7
7.20 Aides/Orderlies	42	10	200		10
7.30 Surgical Tech Aide					1
8.00 Medical Typist	1				
8.00 Med Asst, AAMA	1				1
8.01 Med Asst, Other	2				
8.10 Ward Clerk					1
8.20 Den Asst, AADA	1				
8.21 Den Asst, Other	1				
8.81 Optom Asst	2				
9.00 Food Service	8	7	112		2
9.10 Laundry	3				
9.20 Housekeeping	8				1
9.30 Maintenance	3				1
9.40 Management	3				
9.45 Mgr, Long-term Fac	3	1	12		
9.50 Secretarial, Clerical	7				1
9.60 Other Non-Pro & Tech	7				2

**GLASSCOCK COUNTY**

	TOTALS											
NUMBER SURVEYED												
NUMBER RETURNED												
PERCENTAGE												

**GOLIAD COUNTY**

	Hospitals	Nursing Homes	Secondary Educ	Doc of Medicine	Doc of Dentistry								TOTALS
NUMBER SURVEYED	1	1	1	3	1								7
NUMBER RETURNED	1	1	1	2	0								5
PERCENTAGE	100.0	100.0	100.0	66.7	0.0								71.4

**GOLIAD**

Occupation	Full-time Employees	Part-time Employees	Hours Worked Part-time	Funded Open Vacancies	Additional Anticipated Vacancies For 1971
1.00 Dietitian, ADA		1	6		
1.10 Food Ser Mgr	1				
2.01 MT, AMT		1	20		
2.50 CLA	1	1	12		
2.51 Lab Asst/Aide	1				
3.01 RT, Other	2				
3.10 X-Ray Asst	1				
4.01 MRL, Other	1				
4.30 MRL, Nursing Home		1	4		
5.20 PT, APTA/ARPT		1	8		
5.70 Social Wkr, Masters		1	5		
6.00 Pharmacists		1	12		
6.10 Pharmacy Asst		1	20		
7.00 RN	7	2	34		
7.10 LVN	11	4	80		
7.20 Aides/Orderlies	36	2	40		
8.01 Med Asst, Other	2				
8.10 Ward Clerk	3				
9.00 Food Service	9	5	80		
9.10 Laundry	2				
9.20 Housekeeping	5	5	100		
9.30 Maintenance	1	1	16		
9.40 Management	2				
9.45 Mgr, Long-term Fac	1				
9.50 Secretarial, Clerical	5	2	49		
9.60 Other Non-Pro & Tech	2				

**GONZALES COUNTY**

	Hospitals	Nursing Homes	Secondary Educ	Doc of Medicine	Doc of Osteo	Doc of Dentistry	Doc of Optom							TOTALS
NUMBER SURVEYED	3	3	2	4	3	5	1							21
NUMBER RETURNED	3	3	2	3	2	5	1							19
PERCENTAGE	100.0	100.0	100.0	75.0	66.7	100.0	100.0							90.5

Occupation	Full-time Employees	Part-time Employees	Hours Worked Part-time	Funded Open Vacancies	Additional Anticipated Vacancies For 1971
1.00 Dietitian, ADA	2	6	36		1
1.01 Dietitian, Other	4				
1.10 Food Ser Mgr	4				
2.01 MT, AMT	4				
2.02 MT, Other	1				
2.30 EKG	1				
2.40 EEG	1				
2.50 CLA	1				
2.51 Lab Asst/Aide	1				
3.00 RT, ARRT	1				
3.01 RT, Other	3				
3.10 X-Ray Asst	1				
4.01 MRL, Other	2				
4.11 MRT, Other		1	20		
5.00 OT, AOTA	5				
5.01 OT, Other	2			2	2
5.10 OTA, AOTA	2				
5.20 PT, APTA/ARPT	2				5
5.30 PTA	7			4	4
5.40 Speech Path, ASHA	1				
5.50 Recreation Therapy	4				5
5.70 Social Wkr, Masters	1				
6.10 Pharmacy Asst	1				

**GONZALES**

Occupation	Full-time Employees	Part-time Employees	Hours Worked Part-time	Funded Open Vacancies	Additional Anticipated Vacancies for 1971
7.00 RN	14	3	51	2	2
7.10 LVN	33	4	80		1
7.20 Aides/Orderlies	33	7	140		2
8.00 Medical Typist	2				
8.01 Med Asst, Other	3				
8.10 Ward Clerk	1				
8.21 Den Asst, Other	3				
8.40 Den Hygienist	1				
8.81 Optom Asst	1				
9.00 Food Service	30	1	16		
9.10 Laundry	10				8
9.20 Housekeeping	17	1	20		
9.30 Maintenance	9	1	16		
9.40 Management	4				
9.45 Mgr, Long-term Fac	4	1	12		
9.50 Secretarial, Clerical	15				
9.60 Other Non-Pro & Tech	35	1	12		

**GRAY COUNTY**

	Hospitals	Nursing Homes	Secondary Educ	Laboratories	Doc of Medicine	Doc of Dentistry	Doc of Podiatry	Doc of Dptom						TOTALS
NUMBER SURVEYED	3	2	2	1	23	13	1	2						48
NUMBER RETURNED	3	2	2	0	15	9	1	2						32
PERCENTAGE	100.0	100.0	100.0	0.0	65.2	69.2	100.0	100.0						66.7

Occupation	Full-time Employees	Part-time Employees	Hours Worked Part-time	Funded Open Vacancies	Additional Anticipated Vacancies For 1971
1.00 Dietitian, ADA	1	3	18		
1.01 Dietitian, Other		1	15		
1.10 Food Ser Mgr	1				
2.00 MT, ASCP	4				1
2.01 MT, AMT	8	1	10		
2.02 MT, Other	4	2	40		
2.51 Lab Asst/Aide	2				
3.00 RT, ARRT	1				1
3.01 RT, Other	5				
3.10 X-Ray Asst	1				
4.00 MRL, AAMRL	1	1	6		
4.20 Med Lib, MLA					
5.20 PT, APTA/ARPT					1
5.30 PTA					1
5.60 IT, ARIT					2
5.61 IT, Other	2				
6.00 Pharmacists	1	4	48		
6.10 Pharmacy Asst	2				
7.00 RN	40	16	272		10
7.10 LVN	62	9	180		
7.20 Aides/Orderlies	85	18	360		
7.30 Surgical Tech Aide	5				
8.00 Medical Typist	3				
8.00 Med Asst, AAMA	3				
8.20 Den Asst, AADA	2			2	1
8.21 Den Asst, Other	7	1	35		2
8.30 Den Lab Tech	1				
8.40 Den Hygienist		1	12	1	1
8.81 Optom Asst	2				
9.00 Food Service	33	9	144		
9.20 Housekeeping	31	9	180		
9.30 Maintenance	5	3	48		
9.40 Management	7				
9.50 Secretarial, Clerical	26	9	126		
9.60 Other Non-Pro & Tech	20	6	91		

**GRAYSON COUNTY**

	Hospitals	Nursing Homes	Public Health	Higher Educ	Secondary Educ	Doc of Medicine	Doc of Osteo	Doc of Podiatry	Doc of Optom	Doc of Dentistry				TOTALS
NUMBER SURVEYED	7	15	1	2	3	79	4	2	7	30				150
NUMBER RETURNED	3	13	1	2	3	49	3	0	6	25				105
PERCENTAGE	42.8	86.7	100.0	100.0	100.0	62.0	75.0	0.0	85.7	83.3				70.0

Occupation	Full-time Employees	Part-time Employees	Hours Worked Part-time	Funded Open Vacancies	Additional Anticipated Vacancies For 1971
1.00 Dietitian, ADA	3	9	54		
1.01 Dietitian, Other	4				
1.10 Food Ser Mgr	5	1	17		
2.00 MT, ASCP	12	3	60		2
2.01 MT, AMT	4				
2.02 MT, Other	7	3	60		4
2.30 EKG	1	2	34		
2.51 Lab Asst/Aide	5	3	52		
3.00 RT, ARRT	5	1	20	1	
3.01 RT, Other	13			3	1
3.10 X-Ray Asst	3	1	25		
4.01 MRL, Other	2				
4.11 MRT, Other	6				
4.30 MRL, Nursing Home	1	3	12	1	
5.20 PT, APTA/ARPT	1	2	40		2
5.30 PTA	2				
5.40 Speech Path, ASHA					1
5.61 IT, Other	6				
5.70 Social Wkr, Masters	1	1	5	2	
5.71 Social Wkr, Other		3	18		1
6.00 Pharmacists	3	4	48		1
6.10 Pharmacy Asst	5	2	20		2
7.00 RN	85	18	291		5
7.10 LVN	195	30	600	4	19
7.20 Aides/Orderlies	354	74	1,440	4	7
7.30 Surgical Tech Aide	1				
8.00 Medical Typist	11				
8.00 Med Asst, AAMA	1				
8.01 Med Asst, Other	30	3	48		1
8.10 Ward Clerk	23	5	100		
8.20 Den Asst, AADA	6				2
8.21 Den Asst, Other	27	4	98		3
8.30 Den Lab Tech	1			1	1
8.40 Den Hygienist	1			2	1
8.81 Optom Asst	6				
8.83 Optom Lab Tech	2	1	36		
8.84 Dispen Optician	2				
9.00 Food Service	89	12	192	2	1
9.10 Laundry	16	4	68		
9.20 Housekeeping	69	7	140	1	1
9.30 Maintenance	18	4	64		
9.40 Management	11	1	17		
9.45 Mgr, Long-term Fac	12	1	12		
9.50 Secretarial, Clerical	100	11	237		4
9.60 Other Non-Pro & Tech	47	9	188	4	3

**GREGG COUNTY**

	Hospitals	Nursing Homes	Home Health	Laboratories	Higher Educ	Secondary Educ	Doc of Medicine	Doc of Dentistry	Doc of Podiatry	Doc of Optom				TOTALS
NUMBER SURVEYED	7	7	1	2	2	5	88	41	3	10				166
NUMBER RETURNED	4	7	0	2	2	5	47	30	2	5				104
PERCENTAGE	57.1	100.0	0.0	100.0	100.0	100.0	53.4	73.2	66.7	50.0				62.6

**GREGG**

Occupation	Full-time Employees	Part-time Employees	Hours Worked Part-time	Funded Open Vacancies	Additional Anticipated Vacancies For 1971
1.00 Dietitian, ADA	2	3	18		
1.01 Dietitian, Other	10	2	10	1	1
1.10 Food Ser Mgr	6	1	17	1	1
2.00 MT, ASCP	10	5	100	3	7
2.01 MT, AMT	7	1	15		
2.02 MT, Other	2				
2.21 HISTO, Other	6				
2.50 CLA	2			2	
2.51 Lab Asst/Aide	6	4	62		3
3.00 RT, ARRT	5			2	
3.01 RT, Other	8			1	
3.10 X-Ray Asst	1				
4.01 MRL, Other	2				
4.11 MRT, Other	1				
4.30 MRL, Nursing Home	1	2	8		
5.00 OT, AOTA	1				
5.10 OTA, AOTA	1			1	1
5.20 PT, APTA/ARPT	1	1	8		
5.21 PT, Other	1				
5.30 PTA				1	1
5.41 Speech Path, Other				1	1
5.50 Recreation Therapy	1	3	60	1	1
5.70 Social Wkr, Masters	1	1	5		
5.71 Social Wkr, Other	1	2	12	1	1
6.00 Pharmacists	3	1	12	1	1
6.10 Pharmacy Asst	1			1	1
7.00 RN	93	22	385	6	15
7.10 LVN	177	19	373	21	43
7.20 Aides/Orderlies	217	16	320		28
7.30 Surgical Tech Aide	4				
8.00 Medical Typist	6				
8.00 Med Asst, AAMA	6				
8.01 Med Asst, Other	11	1	30		1
8.10 Ward Clerk	11			5	7
8.20 Den Asst, AADA	5				
8.21 Den Asst, Other	29	4	78	2	5
8.30 Den Lab Tech	1				
8.40 Den Hygienist	3			3	2
8.81 Optom Asst	7	1	20		
8.83 Optom Lab Tech	1				
8.84 Dispens Optician	4				
8.90 Pod Asst, ARPA	4				
8.91 Pod Asst, Other	4	3	60		
8.50 Other Pro & Tech	1				
9.00 Food Service	65	5	80		5
9.10 Laundry	24	2	34		1
9.20 Housekeeping	73	4	80		11
9.30 Maintenance	21	2	32	1	1
9.40 Management	17				
9.45 Mgr, Long-term Fac	8				
9.50 Secretarial, Clerical	122	13	254	2	5
9.60 Other Non-Pro & Tech	29	6	112		

**GRIMES COUNTY**

	Hospitals	Nursing Homes	Secondary Educ	Doc of Medicine	Doc of Dentistry								TOTALS
NUMBER SURVEYED	1	2	2	6	4								15
NUMBER RETURNED	1	2	2	5	4								14
PERCENTAGE	100.0	100.0	100.0	83.3	100.0								93.4

**GRIMES**

Occupation	Full-time Employees	Part-time Employees	Hours Worked Part-time	Funded Open Vacancies	Additional Anticipated Vacancies For 1971
1.00 Dietitian, ADA	1	1	6		
1.01 Dietitian, Other	2				
2.00 MT, ASCP	2				
2.01 MT, AMT	1				
2.51 Lab Asst/Aide	1				
3.00 RT, ARRT	3				
4.21 Med Lib, Other	2				
5.20 PT, APTA/ARPT	1				
5.71 Social Wkr, Other		2	12		
6.00 Pharmacists		1	12		
7.00 RN	9	2	34		
7.10 LVN	21	7	140		
7.20 Aides/Orderlies	41	3	60		
8.01 Med Asst, Other	4				
8.10 Ward Clerk	1				
8.21 Den Asst, Other	6	1	24		1
8.40 Den Hygienist		1	20		
9.00 Food Service	15	1	16		
9.10 Laundry	2	1	17		
9.20 Housekeeping	4				
9.30 Maintenance	4	1	16		
9.40 Management	1				
9.45 Mgr, Long-term Fac	3	1	12		
9.50 Secretarial, Clerical	10	3	60		1
9.60 Other Non-Pro & Tech	9	1	20		

**GUADALUPE COUNTY**

	Hospitals	Nursing Homes	Laboratories	Higher Educ	Secondary Educ	Doc of Medicine	Doc of Dentistry	Doc of Optom						TOTALS
NUMBER SURVEYED	1	5	2	1	1	13	14	2						39
NUMBER RETURNED	1	5	2	0	1	11	10	2						32
PERCENTAGE	100.0	100.0	100.0	0.0	100.0	84.6	71.4	100.0						82.0

Occupation	Full-time Employees	Part-time Employees	Hours Worked Part-time	Funded Open Vacancies	Additional Anticipated Vacancies For 1971
1.00 Dietitian, ADA		4	24	1	1
1.10 Food Ser Mgr	2				
2.00 MT, ASCP	5				
2.01 MT, AMT	2				
2.02 MT, Other	1				
2.50 CLA	1				
2.51 Lab Asst/Aide	4	1	20		
4.00 MRL, AAMRL		1	6	1	
4.11 MRT, Other	2				
5.50 Recreation Therapy	1				
5.71 Social Wkr, Other					1
6.00 Pharmacists		2	24		
6.10 Pharmacy Asst	1				
7.00 RN	17	13	260	2	
7.10 LVN	30	16	320		2
7.20 Aides/Orderlies	76	23	452		
7.30 Surgical Tech Aide	1				
8.01 Med Asst, Other	2				
8.10 Ward Clerk	1				
8.21 Den Asst, Other	10	3	70		
8.30 Den Lab Tech	2	3	15		
8.40 Den Hygienist	1	1	20		

**GUADALUPE**

Occupation	Full-time Employees	Part-time Employees	Hours Worked Part-time	Funded Open Vacancies	Additional Anticipated Vacancies for 1971
8.81 Optom Asst		2	36		
8.83 Optom Lab Tech	1				
9.00 Food Service	21	7	119		
9.10 Laundry	6	2	34		
9.20 Housekeeping	9	3	60		
9.30 Maintenance	5	2	32		1
9.40 Management	6				
9.45 Mgr, Long-term Fac	2				
9.50 Secretarial, Clerical	15	10	113		1
9.60 Other Non-Pro & Tech	10	3	28		

**HALE COUNTY**

	Hospitals	Nursing Homes	Public Health	Laboratories	Higher Educ	Secondary Educ	Doc of Medicine	Doc of Osteo	Doc of Dentistry	Doc of Optom	MH/MR	TOTALS
NUMBER SURVEYED	3	2	1	1	1	4	31	4	10	5	1	63
NUMBER RETURNED	3	2	1	1	1	4	22	3	9	3	1	50
PERCENTAGE	100.0	100.0	100.0	100.0	100.0	100.0	70.9	75.0	90.0	60.0	100.0	79.4

Occupation	Full-time Employees	Part-time Employees	Hours Worked Part-time	Funded Open Vacancies	Additional Anticipated Vacancies For 1971
1.00 Dietitian, ADA	2	1	6		
1.01 Dietitian, Other		1	15	1	1
1.10 Food Ser Mgr	3				
2.00 Mt, ASCP	5			1	
2.01 MT, AMT	6	1	20		1
2.02 MT, Other	3				
2.30 EKG	2				
2.40 EEG		1	15		
2.51 Lab Asst/Aide	3				
3.00 RT, ARRT	6	1	20		
3.01 RT, Other	1				
3.10 X-Ray Asst	1	2	30		
3.20 Rad Therapy, ARRT	1				
4.00 MRL, AAMRL		1	6		
4.10 MRT, AAMRI.	2				
4.11 MRT, Other	5				1
4.21 Med Lib, Other	1				
4.30 MRL, Nursing Home				1	1
5.00 OT, AOTA					1
5.01 OT, Other					2
5.11 OTA, Other					1
5.20 PT, APTA/ARPT				1	1
5.40 Speech Path, ASHA	1				
5.50 Recreation Therapy				1	2
5.61 IT, Other	2	1	20		
5.70 Social Wkr, Masters	1				2
5.71 Social Wkr, Other	1				2
5.80 Social Wkr, Asst					4
6.00 Pharmacists	4	2	24		
6.10 Pharmacy Asst	3	1	20		1
7.00 RN	41	4	68	4	13
7.10 LVN	72	12	24	5	24
7.20 Aides/Orderlies	166	19	380		41
7.30 Surgical Tech Aide	7				1
8.00 Medical Typist	3				1
8.00 Med Asst, AAMA	7				
8.01 Med Asst, Other	6	1	8		
8.10 Ward Clerk	2				6
8.20 Den Asst, AADA	1				
8.21 Den Asst, Other	8	4	86		2
8.40 Den Hygienist	1	2	30		1
8.81 Optom Asst	5			1	1
8.83 Optom Lab Tech				1	1

**HALE**

Occupation	Full-time Employees	Part-time Employees	Hours Worked Part-time	Funded Open Vacancies	Additional Anticipated Vacancies for 1971
8.84 Dispen Optician		2	10	1	1
8.50 Other Pro & Tech	3			1	1
9.00 Food Service	33	7	112		1
9.10 Laundry	2				
9.20 Housekeeping	28	3	60		4
9.30 Maintenance	2				
9.40 Management	8				1
9.45 Mgr, Long-term Fac	1				
9.50 Secretarial, Clerical	55	8	130	1	8
9.60 Other Non-Pro & Tech	5	3	60		6

**HALL COUNTY**

	Hospitals	Nursing Homes	Doc of Medicine	Doc of Dentistry	Doc of Osteo	Doc of Optom								TOTALS
NUMBER SURVEYED	1	1	4	1	1	1								9
NUMBER RETURNED	1	1	2	1	0	1								6
PERCENTAGE	100.0	100.0	50.0	100.0	0.0	100.0								66.7

Occupation	Full-time Employees	Part-time Employees	Hours Worked Part-time	Funded Open Vacancies	Additional Anticipated Vacancies For 1971
1.00 Dietitian, ADA		1	6		
1.01 Dietitian, Other	3	5	75		
1.10 Food Ser Mgr	1				
2.01 MT, AMT		1	20		
2.02 MT, Other	1				
2.50 CLA	1				
2.51 Lab Asst/Aide	1				
3.01 RT, Other	1				
3.10 X-Ray Asst	1				
4.10 MRT, AAMRL	2				
4.11 MRT, Other	1				
7.00 RN	5			4	4
7.10 LVN	18	3	60		
7.20 Aides/Orderlies	21	15	300		
8.00 Medical Typist	1				
8.01 Med Asst, Other	1				
8.21 Den Asst, Other	2				
8.81 Optom Asst	1	1	13		
9.00 Food Service	6	1	16		
9.10 Laundry	1				
9.20 Housekeeping	4	2	40		
9.30 Maintenance	2				
9.40 Management	2				
9.50 Secretarial, Clerical	5	1	20		
9.60 Other Non-Pro & Tech	1	1	20		

**HAMILTON COUNTY**

	Hospitals	Nursing Homes	Secondary Educ	Doc of Medicine	Doc of Dentistry	Doc of Optom								TOTALS
NUMBER SURVEYED	2	6	1	5	4	1								19
NUMBER RETURNED	2	3	1	3	2	1								12
PERCENTAGE	100.0	50.0	100.0	60.0	50.0	100.0								63.2



**HAMILTON**

Occupation	Full-time Employees	Part-time Employees	Hours Worked Part-time	Funded Open Vacancies	Additional Anticipated Vacancies For 1971
1.00 Dietitian, ADA	1	2	12		
1.01 Dietitian, Other		1	5		
1.10 Food Ser Mgr	8	1	17	1	
2.00 MT, ASCP	2				
2.01 MT, AMT	5				
2.02 MT, Other	3				
3.01 RT, Other	3				
3.10 X-Ray Asst	1				
4.11 MRT, Other	1				
4.21 Med Lib, Other	1				
4.30 MRL, Nursing Home				1	
5.01 OT, Other				1	
5.10 OTA, AOTA				1	1
5.20 PT, APTA/ARPT				1	
5.21 PT, Other					1
5.30 PTA				1	
5.40 Speech Path, ASHA				1	
5.41 Speech Path, Other				1	1
5.50 Recreation Therapy				1	1
5.71 Social Wkr, Other	1				
6.00 Pharmacists		1	12		
7.00 RN	7	2	34	1	
7.10 LVN	36	5	100	2	2
7.20 Aides/Orderlies	52	6	120		3
7.30 Surgical Tech Aide	3				
8.00 Medical Typist	3				
8.01 Med Asst, Other	1				
8.21 Den Asst, Other	2				
8.81 Optom Asst	1				1
8.50 Other Pro & Tech		1	8		
9.00 Food Service	9	2	32		
9.10 Laundry	2				
9.20 Housekeeping	5	1	20		
9.30 Maintenance	3	2	32		
9.40 Management	5				
9.45 Mgr, Long-term Fac	3				1
9.50 Secretarial, Clerical	6	1	20		
9.60 Other Non-Pro & Tech	3				

**HANSFORD COUNTY**

	Hospitals	Nursing Homes	Secondary Educ	Doc of Medicine	Doc of Dentistry	Doc of Osteo								TOTALS
NUMBER SURVEYED	1	1	2	2	2	1								9
NUMBER RETURNED	1	1	2	2	2	1								9
PERCENTAGE	100.0	100.0	100.0	100.0	100.0	100.0								100.0

Occupation	Full-time Employees	Part-time Employees	Hours Worked Part-time	Funded Open Vacancies	Additional Anticipated Vacancies For 1971
1.01 Dietitian, Other		1	5		
2.00 MT, ASCP	1				
2.01 MT, AMT	2				
2.51 Lab Asst/Aide		2	40		
3.00 RT, ARRT	1				
4.11 MRT, Other	1				
7.00 RN	6	4	68		
7.10 LVN	21	4	80		
7.20 Aides/Orderlies	13	4	80		
8.00 Medical Typist	1				
8.00 Med Asst, AAMA	2	1	20		
8.21 Den Asst, Other	2	1	24		1
8.40 Den Hygienist		1	8		

**HANSFORD**

Occupation	Full-time Employees	Part-time Employees	Hours Worked Part-time	Funded Open Vacancies	Additional Anticipated Vacancies for 1971
9.00 Food Service	8	1	16		
9.20 Housekeeping	3				
9.30 Maintenance	1	1	16		
9.40 Management	1				
9.45 Mgr, Long-term Fac	1	1	12		
9.50 Secretarial, Clerical	3	3	58		
9.60 Other Non-Pro & Tech	3				

**HARDEMAN COUNTY**

	Hospitals	Nursing Homes	Secondary Educ	Doc of Medicine	Doc of Dentistry	Doc of Optom							TOTALS
NUMBER SURVEYED	2	3	1	3	1	1							11
NUMBER RETURNED	2	3	1	3	1	0							10
PERCENTAGE	100.0	100.0	100.0	100.0	100.0	0.0							90.9

Occupation	Full-time Employees	Part-time Employees	Hours Worked Part-time	Funded Open Vacancies	Additional Anticipated Vacancies For 1971
1.00 Dietitian, ADA		3	18		
1.10 Food Ser Mgr	2	1	17		
2.01 MT, AMT	3				
2.02 MT, Other	2				
2.51 Lab Asst/Aide	2				
3.00 RT, ARRT	2				
3.01 RT, Other	1				
3.10 X-Ray Asst	1				
4.00 MRL, AAMRL		1	6	1	
4.01 MRL, Other		1	4		
5.20 PT, APTA/ARPT		1	20		
5.21 PT, Other	1				
6.00 Pharmacists		1	12		
7.00 RN	11			3	
7.10 LVN	32	3	60		
7.20 Aides/Orderlies	64	6	120		7
7.30 Surgical Tech Aide	2				
8.00 Medical Typist	2				
8.01 Med Asst, Other	3				1
8.21 Den Asst, Other	1				
9.00 Food Service	30	2	32		
9.10 Laundry	2				
9.20 Housekeeping	14	1	20		
9.30 Maintenance	4				1
9.40 Management	7				1
9.45 Mgr, Long-term Fac	3				
9.50 Secretarial, Clerical	8				1
9.60 Other Non-Pro & Tech	3	1	20		

**HARDIN COUNTY**

	Hospitals	Nursing Homes	Home Health	Secondary Educ	Doc of Medicine	Doc of Dentistry	Doc of Optom						TOTALS
NUMBER SURVEYED	2	2	1	3	10	7	1						26
NUMBER RETURNED	2	1	1	3	6	3	1						17
PERCENTAGE	100.0	50.0	100.0	100.0	60.0	42.9	100.0						65.4

**HARDIN**

Occupation	Full-time Employees	Part-time Employees	Hours Worked Part-time	Funded Open Vacancies	Additional Anticipated Vacancies For 1971
1.00 Dietitian, ADA	1	2	12		
1.10 Food Ser Mgr	10				
2.00 MT, ASCP	4	1	15		
2.01 MT, AMT	3				
2.02 MT, Other	1				
2.30 EKG	1				
2.50 CLA	1				
2.51 Lab Asst/Aide	6				1
3.00 RT, ARRT	3				
3.01 RT, Other	2				
3.10 X-ray Asst	4				
4.01 MRL, Other	2				
5.20 PT, APTA/ARPT		3	31		
6.00 Pharmacists		2	24		
7.00 RN	23	2	34	1	3
7.10 LVN	32	6	120		6
7.20 Aides/Orderlies	72	18	360	2	
7.30 Surgical Tech Aide	3				
7.40 Home Health Aide	1				2
8.00 Medical Typist	1				1
8.01 Med Asst, Other	2	1	20		
8.10 Ward Clerk	3	3	60		
8.21 Den Asst, Other	3	1	12		1
8.40 Den Hygienist		1	12		
8.84 Dispen Optician	2				
9.00 Food Service	19	2	32		
9.10 Laundry	5				
9.20 Housekeeping	19	6	120	1	
9.30 Maintenance	8	1	16		
9.40 Management	5				1
9.45 Mgr, Long-term Fac	3	1	12		
9.50 Secretarial, Clerical	18				1
9.60 Other Non-Pro & Tech	11				

**HARRIS COUNTY**

	Hospitals	Nursing Homes	Public Health	Home Health	Laboratories	Higher Educ	Secondary Educ	Doc of Medicine	Doc of Osteo	Doc of Dentistry	Doc of Podiatry	Doc of Optom	MH/MR	TOTALS
NUMBER SURVEYED	55	64	2	9	29	16	32	2743	114	800	36	113	2	4015
NUMBER RETURNED	40	39	2	3	19	13	25	1618	63	556	27	73	2	2480
PERCENTAGE	72.7	60.9	100.0	33.3	65.5	81.2	78.1	59.0	55.2	69.5	75.0	64.6	100.0	61.8

Occupation	Full-time Employees	Part-time Employees	Hours Worked Part-time	Funded Open Vacancies	Additional Anticipated Vacancies For 1971
1.00 Dietitian, ADA	89	30	180	3	10
1.01 Dietitian, Other	27	2	10	1	7
1.10 Food Ser Mgr	76	2	34	5	7
2.00 MT, ASCP	498	72	1,376	22	37
2.01 MT, AMT	150	25	569	9	13
2.02 MT, Other	162	116	2,270	105	27
2.10 CYTO, ASCP	20	5	88	1	6
2.11 CYTO, Other	4				
2.20 HISTO, ASCP	59	5	75	1	5
2.21 HISTO, Other	12				5
2.30 EKG	67	8	136	1	7
2.40 EEG	31	2	30		14
2.50 CLA	48	6	129	3	1
2.51 Lab Asst/Aide	533	124	2,279	27	45
3.00 RT, ARRT	334	29	504	14	25
3.01 RT, Other	66	17	232	1	7
3.10 X-Ray Asst	84	6	93	1	7
3.20 Rad Therapy, ARRT	3	1	20		
3.21 Rad Therapy, Other	30				
3.30 Rad Therapy Asst	3				

**HARRIS**

Occupation	Full-time Employees	Part-time Employee	Hours Worked Part-time	Funded Open Vacancies	Additional Anticipated Vacancies for 1971
4.00 MRL, AAMRL	29	7	42	2	4
4.01 MRL, Other	28	2	20	1	1
4.10 MRT, AAMRL	8	1	20	1	3
4.11 MRT, Other	29	3	60	1	1
4.20 Med Lib, MLA	6				
4.21 Med Lib, Other	9				1
4.30 MRL, Nursing Home	8	7	28		
5.00 OT, AOTA	34	6	98	3	2
5.01 OT, Other	8	1	11	2	5
5.10 OTA, AOTA	20			1	1
5.11 OTA, Other	17	1	20	1	1
5.20 PT, APTA/ARPT	8	15	221	11	14
5.21 PT, Other	9	2	32	5	2
5.30 PTA	59	10	100	3	7
5.40 Speech Path, ASHA	2	13	140		2
5.41 Speech Path, Other	6	3	69	79	
5.50 Recreation Therapy	11	6	120	1	
5.60 IT, ARIT	21	6	120		8
5.61 IT, Other	141	5	100	5	16
5.70 Social Wkr, Masters	110	20	470	83	12
5.71 Social Wkr, Other	42	3	18	2	3
5.80 Social Wkr, Asst	13	1	20	7	5
6.00 Pharmacists	122	23	276	4	10
6.10 Pharmacy Asst	46	36	720	1	9
7.00 RN	3,619	798	13,710	457	297
7.10 LVN	2,477	396	7,708	188	195
7.20 Aides/Orderlies	3,898	657	13,120	162	412
7.30 Surgical Tech Aide	166	26	395	46	98
7.40 Home Health Aide	21	4	66		1
8.00 Medical Typist	220	36	526	21	31
8.00 Med Asst, AAMA	68				
8.01 Med Asst, Other	434	858	1,013	10	17
8.10 Ward Clerk	477	32	640	26	61
8.20 Den Asst, AAD	84	9	159	3	9
8.21 Den Asst, Other	575	134	2,564	10	60
8.30 Den Lab Tech	67	42	828	5	15
8.40 Den Hygienist	74	47	776	8	26
8.81 Optom Asst	59	18	238	1	14
8.82 Optom Tech	1			2	9
8.83 Optom Lab Tech	15	2	50		
8.84 Dispen Optician	49	4	141	1	8
8.90 Pod Asst, ARPA	2			1	3
8.91 Pod Asst, Other	18	4	57	3	4
8.50 Other Pro & Tech	892	132	2,646	28	51
9.00 Food Service	1,827	263	4,208	33	91
9.10 Laundry	490	8	136	7	13
9.20 Housekeeping	1,458	121	2,420	394	181
9.30 Maintenance	731	53	816	24	32
9.40 Management	540	15	262	4	16
9.45 Mgr, Long-term Fac	34	3	36		
9.50 Secretarial, Clerical	3,702	464	8,737	1,054	159
9.60 Other Non-Pro & Tech	2,769	372	7,274	1,027	137

**HARRISON COUNTY**

	Hospitals	Nursing Homes	Public Health	Home Health	Laboratories	Higher Educ	Secondary Educ	Doc of Medicine	Doc of Dentistry	Doc of Optom			TOTALS
NUMBER SURVEYED	2	4	1	1	1	2	4	30	13	5			63
NUMBER RETURNED	2	4	1	0	1	1	4	20	10	4			47
PERCENTAGE	100.0	100.0	100.0	0.0	100.0	50.0	100.0	66.7	76.9	80.0			74.6

Occupation	Full-time Employees	Part-time Employees	Hours Worked Part-time	Funded Open Vacancies	Additional Anticipated Vacancies For 1971
1.00 Dietitian, ADA	1	2	12		
1.01 Dietitian, Other	1				
1.10 Food Ser Mgr	3				



**HARRISON**

Occupation	Full-time Employees	Part-time Employees	Hours Worked Part-time	Funded Open Vacancies	Additional Anticipated Vacancies for 1971
2.00 MT, ASCP	7	1	20		
2.20 HISTO, ASCP	2				
2.21 HISTO, Other	1				
2.30 EKG	1				
2.51 Lab Asst/Aide	2	1	5		
3.00 RT, ARRT	4	1	20		
3.10 X-Ray Asst	2				
4.00 MRL, AAMRL	1			1	
4.30 MRL, Nursing Home		1	4		
5.20 PT, APTA/ARPT	1	1	8		
5.30 PTA	1				
6.00 Pharmacists	1	1	12	1	
6.10 Pharmacy Asst		1	20		
7.00 RN	43	11	190	15	
7.10 LVN	85	14	266	2	
7.20 Aides/Orderlies	126	16	320	1	
7.30 Surgical Tech Aide	8	2	30		
8.00 Medical Typist	8	1	15	1	1
8.00 Med Asst, AAMA	1	1	18		
8.01 Med Asst, Other	10			1	
8.10 Ward Clerk	10	1	20		
8.21 Den Asst, Other	10	2	48		2
8.40 Den Hygienist	1			1	1
8.81 Optom Asst	2				
8.84 Dispen Optician	2				
9.00 Food Service	34	8	128		
9.10 Laundry	2				
9.20 Housekeeping	42	2	40		
9.30 Maintenance	6				
9.40 Management	8	2	34		
9.50 Secretarial, Clerical	16	3	58	1	3
9.60 Other Non-Pro & Tech	28	7	108	10	

**HARTLEY COUNTY**

																						TOTALS	
NUMBER SURVEYED	NONE																						
NUMBER RETURNED																							
PERCENTAGE																							

**HASKELL COUNTY**

	Hospitals	Nursing Homes	Secondary Educ	Doc of Medicine	Doc of Dentistry																		TOTALS
NUMBER SURVEYED	1	2	1	4	2																		10
NUMBER RETURNED	1	2	1	3	2																		9
PERCENTAGE	100.0	100.0	100.0	75.0	100.0																		90.0

Occupation	Full-time Employees	Part-time Employees	Hours Worked Part-time	Funded Open Vacancies	Additional Anticipated Vacancies For 1971
1.00 Dietitian, ADA	1				
1.01 Dietitian, Other	2				
2.02 MT, Other	1				
2.51 Lab Asst/Aide	1				

HASKELL

Occupation	Full-time Employees	Part-time Employees	Hours Worked Part-time	Funded Open Vacancies	Additional Anticipated Vacancies for 1971
3.00 RT, ARRT	1				
3.01 RT, Other	1				
4.01 MRL, Other	1				
5.30 PTA		1	10		
7.00 RN	2	1	17		
7.10 LVN	25	1	20		
7.20 Aides/Orderlies	27	9	180	1	
8.01 Med Asst, Other	2				
8.20 Den Asst, A.	1				
8.21 Den Asst, Other	2				
9.00 Food Service	10	3	48		
9.10 Laundry	2				
9.20 Housekeeping	3	3	60		
9.30 Maintenance	2				
9.40 Management	4	1	17		
9.45 Mgr, Long-term Fac	1				
9.50 Secretarial, Clerical	3				
9.60 Other Non-Pro & Tech	4				

HAYS COUNTY

	Hospitals	Nursing Homes	Public Health	Higher Educ	Secondary Educ	Doc of Medicine	Doc of Dentistry	Doc of Optom						TOTALS
NUMBER SURVEYED	1	1	1	1	2	16	9	2						33
NUMBER RETURNED	1	1	1	1	2	9	7	2						24
PERCENTAGE	100.0	100.0	100.0	100.0	100.0	56.3	77.8	100.0						72.7

Occupation	Full-time Employees	Part-time Employees	Hours Worked Part-time	Funded Open Vacancies	Additional Anticipated Vacancies For 1971
1.00 Dietitian, ADA		1	6		
1.01 Dietitian, Other		1	5		
1.10 Food Ser Mgr	3				
2.00 MT, ASCP	2	1	20		
2.50 CLA		1	20		
3.00 RT, ARRT	1				
3.10 X-Ray Asst	1				
4.11 MRT, Other	1	1	20		
4.30 MRL, Nursing Home		1	4		
5.10 OTA, AOTA		1	8		
5.30 PTA		3	30		
5.50 Recreation Therapy		1	20		
5.70 Social Wkr, Masters		1	20		
5.71 Social Wkr, Other	1				
6.00 Pharmacists		1	12		
7.00 RN	27	1	17	2	1
7.10 LVN	14	5	100		
7.20 Aides/Orderlies	29	14	240		
8.00 Medical Typist	1				
8.00 Med Asst, AAMA	1				
8.01 Med Asst, Other	1				
8.10 Ward Clerk	1	9	180		
8.21 Den Asst, Other	14	1	28		1
8.40 Den Hygienist				1	
8.81 Optom Asst	1				
8.82 Optom Tech					1
9.00 Food Service	16				
9.10 Laundry	4	1	17		
9.20 Housekeeping	9	3	60	1	
9.30 Maintenance	3				
9.40 Management	5				
9.45 Mgr, Long-term Fac	1	1	12		
9.50 Secretarial, Clerical	16	5	100		1
9.60 Other Non-Pro & Tech	3	1	20		

**HEMPHILL COUNTY**

	Hospitals	Nursing Homes	Doc of Medicine	Doc of Dentistry										TOTALS
NUMBER SURVEYED	1	1	3	2										7
NUMBER RETURNED	1	1	2	1										5
PERCENTAGE	100.0	100.0	66.7	50.0										71.4

Occupation	Full-time Employees	Part-time Employees	Hours Worked Part-time	Funded Open Vacancies	Additional Anticipated Vacancies For 1971
1.00 Dietitian, ADA		1	6		
1.10 Food Ser Mgr	2				
2.01 MT, AMT	1				
2.51 Lab Asst/Aide	1				
3.01 RT, Other	1				
4.00 MRL, AAMRL				1	
4.10 MRT, AAMRL				1	
4.21 Med Lib, Other	1				
7.00 RN	4	3	52		
7.10 LVN	6	2	40		1
7.20 Aides/Orderlies	17	5	100		3
7.30 Surgical Tech Aide	1				
8.00 Medical Typist		1	15		
8.21 Den Asst, Other	2				
9.00 Food Service	4	4	64		1
9.10 Laundry	1				
9.20 Housekeeping	3				
9.30 Maintenance		1	16	1	
9.40 Management	1	1	17		
9.45 Mgr, Long-term Fac	1				
9.50 Secretarial, Clerical	5	1	20		
9.60 Other Non-Pro & Tech	1				

**HENDERSON COUNTY**

	Hospitals	Nursing Homes	Higher Educ	Secondary Educ	Doc of Medicine	Doc of Osteo	Doc of Dentistry	Doc of Optom						TOTALS
NUMBER SURVEYED	3	6	1	3	15	3	6	3						40
NUMBER RETURNED	1	4	1	3	12	1	5	3						30
PERCENTAGE	33.3	66.7	100.0	100.0	80.0	33.3	83.3	100.0						75.0

Occupation	Full-time Employees	Part-time Employees	Hours Worked Part-time	Funded Open Vacancies	Additional Anticipated Vacancies For 1971
1.00 Dietitian, ADA	1	4	24		
1.01 Dietitian, Other	4				
1.10 Food Ser Mgr	4	1	17		
2.00 MT, ASCP		1	20		
2.01 MT, AMT	2				
2.51 Lab Asst/Aide		1	20		
3.00 RT, ARRT		1	18		
4.00 MRL, AAMRL		1	6		
4.30 MRL, Nursing Home		1	4		
5.20 PT, APTA/ARPT		1	8		
5.70 Social Wrk, Masters		1	5		
5.71 Social Wrk, Other		1	6		

**HENDERSON**

Occupation	Full-time Employees	Part-time Employees	Hours Worked Part-time	Funded Open Vacancies	Additional Anticipated Vacancies for 1971
6.00 Pharmacists		2	24		
6.10 Pharmacy Asst		1	20		
7.00 RN	8	3	42		
7.10 LVN	33	3	60	1	3
7.20 Aides/Orderlies	65	10	200		2
8.00 Medical Typist	2				
8.01 Med Asst, Other	8	1	20		
8.21 Den Asst, Other	6				
8.30 Den Lab Tech		2	12		
8.81 Optom Asst	2				
9.00 Food Service	9	1	16		
9.10 Laundry	3	2	34		
9.20 Housekeeping	8	2	40		
9.30 Maintenance	3	2	32		
9.45 Mgr, Long-term Fac	6				1
9.50 Secretarial, Clerical	11	3	26		
9.60 Other Non-Pro & Tech	8	1	20		

**HIDALGO COUNTY**

	Hospitals	Nursing Homes	Public Health	Higher Educ	Secondary Educ	Home Health Ctr	Laboratories	Doc of Medicine	Doc of Dentistry	Doc of Osteo	Doc of Podiatry	Doc of Optom	MH/MR	TOTALS
NUMBER SURVEYED	8	13	1	1	13	1	3	103	26	5	1	9	1	184
NUMBER RETURNED	7	10	1	0	13	0	2	75	19	4	0	6	1	137
PERCENTAGE	87.5	76.9	100.0	0.0	100.0	0.0	66.7	72.8	73.1	80.0	0.0	66.7	100.0	74.5

Occupation	Full-time Employees	Part-time Employees	Hours Worked Part-time	Funded Open Vacancies	Additional Anticipated Vacancies For 1971
1.00 Dietitian, ADA	1	10	60	1	
1.01 Dietitian, Other	4	2	10		
1.10 Food Ser Mgr	13	3	51		
2.00 MT, ASCP	19	2	30	1	
2.01 MT, AMT	10	2	48	1	
2.02 MT, Other	10	2	40	1	
2.20 HISTO, ASCP	1				
2.21 HISTO, Other	1				
2.30 EKG	2				
2.50 CLA	1				
2.51 Lab Asst/Aide	8	5	89		
3.00 RT, ARRT	10	1	20	2	2
3.01 RT, Other	9				
3.10 X-Ray Asst	5				
4.00 MRL, AAMRL		2	12		
4.01 MRL, Other	3				1
4.10 MRT, AAMRL	2				
4.11 MRT, Other	1				
4.30 MRL, Nursing Home		5	20		
5.00 OT, AOTA		1	9		
5.11 OTA, Other		1	20		
5.20 PT, APTA/ARPT	2	7	80		1
5.21 PT, Other					1
5.30 PTA	2	1	10		
5.40 Speech Path, ASHA		1	10		1
5.50 Recreation Therapy	1	3	60		
5.60 IT, ARIT				1	
5.61 IT, Other	3	1	20	1	
5.70 Social Wkr, Masters	3	5	100		
5.71 Social Wkr, Other		1	6		
5.80 Social Wkr, Asst	2				
6.00 Pharmacists	4	5	60		
6.10 Pharmacy Asst	10	1	20		
7.00 RN	156	15	241	13	5
7.10 LVN	218	25	500	18	12
7.20 Aides/Orderlies	337	45	900		6
7.30 Surgical Tech Aide	8	1	20		3



# HIDALGO

Occupation	Full-time Employees	Part-time Employees	Hours Worked Part-time	Funded Open Vacancies	Additional Anticipated Vacancies for 1971
8.00 Medical Typist	8	3	45	2	1
8.00 Med Asst, AAMA	7				
8.01 Med Asst, Other	27	2	26	2	1
8.10 Ward Clerk	29	1	20		2
8.20 Den Asst, AADA	3				
8.21 Den Asst, Other	23	3	70		1
8.30 Den Lab Tech	2	1	20	1	1
8.40 Den Hygienist				1	1
8.81 Optom Asst	4			2	
8.83 Optom Lab Tech	1	1	20	1	
8.84 Dispen Optician	3			1	
8.50 Other Pro & Tech	6				1
9.00 Food Service	94	12	192		
9.10 Laundry	25	6	102		
9.20 Housekeeping	78	8	160		
9.30 Maintenance	33	8	128	2	
9.40 Management	21	1	17		
9.45 Mgr, Long-term Fac	8				
9.50 Secretarial, Clerical	172	18	332	3	3
9.60 Other Non-Pro & Tech	78	16	285	1	

# HILL COUNTY

	Hospitals	Nursing Homes	Higher Educ	Doc of Medicine	Doc of Dentistry	Doc of Optom							TOTALS
NUMBER SURVEYED	4	7	1	17	6	2							37
NUMBER RETURNED	4	6	0	11	5	1							27
PERCENTAGE	100.0	85.7	0.0	64.7	83.3	50.0							73.0

Occupation	Full-time Employees	Part-time Employees	Hours Worked Part-time	Funded Open Vacancies	Additional Anticipated Vacancies For 1971
1.00 Dietitian, ADA	1	7	42		
1.01 Dietitian, Other	1				
1.10 Food Ser Mgr	5				
2.00 MT, ASCP	2			1	1
2.01 MT, AMT	7				
2.02 MT, Other	8				1
2.30 EKG	3				
2.51 Lab Asst/Aide	4				
3.00 RT, ARRT	2				
3.01 RT, Other	10	1	15		1
3.10 X-Ray Asst	1				
4.00 MRL, AAMRL		1	6		
4.01 MRL, Other	4				
4.10 MRT, AAMRL	1				
4.11 MRT, Other	2				
4.30 MRL, Nursing Home		1	4		
5.21 PT, Other	4				
5.61 IT, Other	5				
5.70 Social Wkr, Masters	1				
5.71 Social Wkr, Other		1	6		
6.00 Pharmacists	1	1	12		
7.00 RN	28	5	85	3	1
7.10 LVN	99	22	440	1	2
7.20 Aides/Orderlies	167	31	620		
7.30 Surgical Tech Aide	6			1	
8.10 Ward Clerk	9				
8.21 Den Asst, Other	4	2	45		
8.40 Den Hygienist		1	8		
8.81 Optom Asst	1				
9.00 Food Service	41	14	224		2
9.10 Laundry	11	4	68		
9.20 Housekeeping	26	5	100		2
9.30 Maintenance	6	3	48		
9.40 Management	10				
9.45 Mgr, Long-term Fac	5				
9.50 Secretarial, Clerical	22	3	60		2
9.60 Other Non-Pro & Tech	4	5	141		

**HOCKLEY COUNTY**

	Hospitals	Nursing Homes	Higher Educ	Secondary Educ	Doc of Medicine	Doc of Dentistry	Doc of Optom							TOTALS
NUMBER SURVEYED	2	2	1	1	8	3	2							19
NUMBER RETURNED	2	2	1	1	4	3	2							15
PERCENTAGE	100.0	100.0	100.0	100.0	50.0	100.0	100.0							78.9

Occupation	Full-time Employees	Part-time Employees	Hours Worked Part-time	Funded Open Vacancies	Additional Anticipated Vacancies For 1971
1.00 Dietitian, ADA		2	12		
1.10 Food Ser Mgr	3				
2.00 MT, ASCP	1				
2.01 MT, AMT	3				
3.00 RT, ARRT	2				
3.01 RT, Other	1				
3.10 X-Ray, Asst		1	15	6	
5.01 OT, Other		1	11		
5.30 PTA		1	10		
5.50 Recreation Therapy		1	20		
5.71 Social Wkr, Other		1	6		
6.00 Pharmacists		1	12		
7.00 RN	8	1	17		3
7.10 LVN	38			1	
7.20 Aides/Orderlies	24	7	140	3	3
8.20 Den Asst, AADA					2
8.21 Den Asst, Other	5				1
8.30 Den Lab Tech					1
8.40 Den Hygienist				2	1
8.81 Optom Asst	1				
9.00 Food Service	5	3	48	1	
9.10 Laundry	1	1	17		
9.20 Housekeeping	8				
9.30 Maintenance	3	1	16		
9.45 Mgr, Long-term Fac	2				
9.50 Secretarial, Clerical	15	2	40		

**HOOD COUNTY**

	Nursing Homes	Secondary Educ	Doc of Medicine	Doc of Osteo	Doc of Dentistry									TOTALS
NUMBER SURVEYED	1	2	1	3	1									8
NUMBER RETURNED	1	2	1	1	0									5
PERCENTAGE	100.0	100.0	100.0	33.3	0.0									62.5

Occupation	Full-time Employees	Part-time Employees	Hours Worked Part-time	Funded Open Vacancies	Additional Anticipated Vacancies For 1971
1.00 Dietitian, ADA	1				
2.51 Lab Asst/Aide	2	1	10		
5.21 PT, Other	1				
7.00 RN	2				
7.10 LVN	5	4	80		
7.20 Aides/Orderlies	12	8	160		
8.01 Med Asst, Other	2	1	20		
9.00 Food Service	4	2	32		
9.20 Housekeeping	2	2	40		
9.30 Maintenance	1				
9.40 Management	1				

**HOOD**

Occupation	Full-time Employees	Part-time Employees	Hours Worked Part-time	Funded Open Vacancies	Additional Anticipated Vacancies for 1971
9.45 Mgr, Long-term Fac	1				
9.50 Secretarial, Clerical	1				
9.60 Other Non-Pro & Tech	4	2	40		

**HOPKINS COUNTY**

	Hospitals	Nursing Homes	Secondary Educ	Doc of Medicine	Doc of Dentistry	Doc of Osteo	Doc of Optom							TOTALS
NUMBER SURVEYED	1	3	2	10	6	1	3							26
NUMBER RETURNED	1	3	2	7	3	1	3							20
PERCENTAGE	100.0	100.0	100.0	70.0	50.0	100.0	100.0							77.0

Occupation	Full-time Employees	Part-time Employees	Hours Worked Part-time	Funded Open Vacancies	Additional Anticipated Vacancies For 1971
1.00 Oletitian, AOA	1	3	18		
1.10 Food Ser Mgr	1				
2.00 MT, ASCP	2				
2.01 MT, AMT	3				
2.02 MT, Other	1				
2.51 Lab Asst/Aide	4				
3.00 RT, ARRT	4				2
3.01 RT, Other	3				
4.00 MRL, AAMRL		1	6		
4.01 MRL, Other	1				
4.30 MRL, Nursing Home		1	4		
5.20 PT, APTA/ARPT		1	20		
5.30 PTA	1				
5.61 IT, Other	2	2	40		
5.70 Social Wkr, Masters		2	5		
6.00 Pharmacists	1	1	12		
6.10 Pharmacy Asst	4	1	20		
7.00 RN	21			2	4
7.10 LVN	42	2	40	6	7
7.20 Aides/Orderlies	99	1	20	3	6
7.30 Surgical Tech Aide	3				
8.00 Medical Typist	1				
8.01 Med Asst, Other	6				
8.10 Ward Clerk	13				
8.21 Oen Asst, Other	3			1	1
8.40 Oen Hygienist				1	1
8.81 Optom Asst	1				1
8.83 Optom Lab Tech					1
8.84 Oispen Optician	1				1
9.00 Food Service	22	1	16		
9.10 Laundry	5			1	1
9.20 Housekeeping	20				
9.30 Maintenance	6	4	64		
9.40 Management	4				
9.45 Mgr, Long-term Fac	2				
9.50 Secretarial, Clerical	17	1	10	1	2
9.60 Other Non-Pro & Tech	15	3	62		

**HOUSTON COUNTY**

	Hospitals	Nursing Homes	Higher Educ	Secondary Educ	Doc of Medicine	Doc of Dentistry	Doc of Optom							TOTALS
NUMBER SURVEYED	3	3	1	1	12	8	2							30
NUMBER RETURNED	2	3	0	1	6	3	1							16
PERCENTAGE	66.7	100.0	0.0	100.0	50.0	37.5	50.0							53.3

**HOUSTON**

Occupation	Full-time Employees	Part-time Employees	Hours Worked Part-time	Funded Open Vacancies	Additional Anticipated Vacancies For 1971
1.00 Dietitian, ADA	1	2	12		
2.01 MT, AMT	3				
2.02 MT, Other	2				
2.30 EKG	2				
2.51 Lab Asst/Aide	1				
3.01 RT, Other	6				
4.00 MRL, AAMRL		1	6		
4.01 MRL, Other	1				
5.30 PTA		1	10		
6.00 Pharmacists		1	12		
7.00 RN	25	8	139	2	2
7.10 LVN	24			1	1
7.20 Aides/Orderlies	75				
8.00 Medical Typist	1				
8.01 Med Asst, Other	1				
8.10 Ward Clerk	3				
8.20 Den Asst, AADA	1				1
8.21 Den Asst, Other	2				1
8.40 Den Hygienist	1				1
8.81 Optom Asst	1				
9.00 Food Service	12				
9.10 Laundry	2				
9.20 Housekeeping	8				
9.30 Maintenance	3				
9.40 Management	3				
9.45 Mgr, Long-term Fac	2				
9.50 Secretarial, Clerical	15	2	40		
9.60 Other Non-Pro & Tech	4	1	20		

**HOWARD COUNTY**

	Hospitals	Nursing Homes	Higher Educ	Secondary Educ	Doc of Medicine	Doc of Dentistry	Doc of Osteo	Doc of Optom	MH/MR					TOTALS
NUMBER SURVEYED	5	1	1	2	42	10	1	6	1					69
NUMBER RETURNED	4	1	1	2	33	5	0	5	1					52
PERCENTAGE	80.0	100.0	100.0	100.0	78.6	50.0	0.0	83.3	100.0					75.3

Occupation	Full-time Employees	Part-time Employees	Hours Worked Part-time	Funded Open Vacancies	Additional Anticipated Vacancies For 1971
1.00 Dietitian, ADA	2				
1.01 Dietitian, Other	5				
1.10 Food Ser Mgr	5				
2.00 MT, ASCP	1	1	20		
2.01 MT, AMT	6				
2.02 MT, Other	8				1
2.30 EKG	1				1
2.50 CLA	1				
2.51 Lab Asst/Aide	8				
3.00 RT, ARRT	3	2	44		
3.01 RT, Other	5				
3.10 X-Ray Asst	6				1
4.01 MRL, Other	3				
4.10 MRT, AAMRL	1				
4.11 MRT, Other	5				
5.00 OT, AOTA	1				
5.20 PT, APTA/ARPT	1				
5.30 PTA	2				
5.50 Recreation Therapy	1				
5.70 Social Wkr, Masters	3				
5.71 Social Wkr, Other	2				
5.80 Social Wkr, Asst	4				1
6.00 Pharmacists	2				
6.10 Pharmacy Asst	1				1

**HOWARD**

Occupation	Full-time Employees	Part-time Employees	Hours Worked Part-time	Funded Open Vacancies	Additional Anticipated Vacancies for 1971
7.00 RN	89	7	119	4	8
7.10 LVN	112	5	100	2	5
7.20 Aides/Orderlies	318	8	160	4	4
7.30 Surgical Tech Aide	3				
8.00 Medical Typist	9				2
8.01 Med Asst, Other	3				
8.20 Den Asst, AADA	1				
8.21 Den Asst, Other	10	1	16		1
8.30 Den Lab Tech	1			1	
8.40 Den Hygienist	1			1	
8.81 Optom Asst	5	2	8	1	
8.83 Optom Lab Tech	3				1
8.84 Dispens Optician	4	1	12		1
8.50 Other Pro & Tech	16			2	
9.00 Food Service	108	3	48		
9.10 Laundry	27				
9.20 Housekeeping	51			2	2
9.30 Maintenance	57	2	32	1	
9.40 Management	28				
9.45 Mgr, Long-term Fac	1				
9.50 Secretarial, Clerical	95	3	48		2
9.60 Other Non-Pro & Tech	135	14	320		

**HUDSPETH COUNTY**

	Public Health	Secondary Educ											TOTALS
NUMBER SURVEYED	1	2											3
NUMBER RETURNED	0	2											2
PERCENTAGE	0.0	100.0											66.7

Occupation	Full-time Employees	Part-time Employees	Hours Worked Part-time	Funded Open Vacancies	Additional Anticipated Vacancies For 1971
7.00 RN	2				

**HUNT COUNTY**

	Hospitals	Nursing Homes	Public Health	Higher Educ	Secondary Educ	Doc of Medicine	Doc of Osteo	Doc of Optom	Doc of Dentistry				TOTALS
NUMBER SURVEYED	2	6	1	1	3	30	6	4	16				69
NUMBER RETURNED	2	3	1	1	3	21	0	3	13				47
PERCENTAGE	100.0	50.0	100.0	100.0	100.0	70.0	0.0	75.0	81.3				68.1

Occupation	Full-time Employees	Part-time Employees	Hours Worked Part-time	Funded Open Vacancies	Additional Anticipated Vacancies for 1971
1.00 Dietitian, ADA		1	6		1
1.01 Dietitian, Other		1	5		
1.10 Food Ser Mgr	3	1	17		
2.00 MT, ASCP	11	1	20	1	3
2.01 MT, AMT	2				
2.02 MT, Other	1				
2.51 Lab Asst/Aide	5	4	63		2
3.00 RT, ARRT	3				
3.01 RT, Other	5				1
3.10 X-Ray Asst	1	2	30		
4.00 MRL, AAMRL					1
4.01 MRL, Other	1	1	10		
4.11 MRT, Other	3	2	40		
4.30 MRL, Nursing Home		1	4		

**HUNT**

Occupation	Full-time Employees	Part-time Employees	Hours Worked Part-time	Funded Open Vacancies	Additional Anticipated Vacancies for 1971
5.01 OT, Other	1				
5.21 PT, Other	1				
5.50 Recreation Therapy	1				
5.61 It, Other	2	1	20		1
5.71 Social Wkr, Other		1	6		
6.00 Pharmacists		3	36		
7.00 RN	26	17	275	1	6
7.10 LVN	67	18	345	5	12
7.20 Aides/Orderlies	119	42	840		
7.30 Surgical Tech Aide	2				
8.00 Medical Typist	1				6
8.01 Med Asst, Other	2			1	
8.10 Ward Clerk	6	3	60		
8.21 Den Asst, Other	12	1	8		
8.30 Den Lab Tech		4	40	1	
8.40 Den Hygienist					1
8.81 Optom Asst	2				
8.50 Other Pro & Tech	3				
9.00 Food Service	38	14	224		
9.10 Laundry	1	1	17		
9.20 Housekeeping	28	8	160		
9.30 Maintenance	4	4	64		1
9.40 Management	7				1
9.45 Mgr, Long-term Fac	3				
9.50 Secretarial, Clerical	36	5	87	1	
9.60 Other Non-Pro & Tech	18	3	28		3

**HUTCHINSON COUNTY**

	Hospitals	Nursing Homes	Higher Educ	Secondary Educ	Doc of Medicine	Doc of Dentistry	Doc of Optom							TOTALS
NUMBER SURVEYED	1	1	1	1	14	9	4							31
NUMBER RETURNED	0	0	1	1	13	6	3							24
PERCENTAGE	0.0	0.0	100.0	100.0	92.8	66.7	75.0							77.4

Occupation	Full-time Employees	Part-time Employees	Hours Worked Part-time	Funded Open Vacancies	Additional Anticipated Vacancies for 1971
2.00 MT, ASCP	5	1	8		1
2.01 MT, AMT	4	1	20		
2.50 CLA	1				
3.01 RT, Other	3	1	20		
7.00 RN	3	2	8		
7.10 LVN	10			1	
8.01 Med Asst, Other	2				
8.21 Den Asst, Other	6	5	107		1
8.30 Den Lab Tech	1				
8.81 Optom Asst	2				
8.82 Optom Tech	1	1	20		
9.50 Secretarial, Clerical	14	4	50	1	1
9.60 Other Non-Pro & Tech	8	3	60		

**IRION COUNTY**

	Hospitals	Nursing Homes	Higher Educ	Secondary Educ	Doc of Medicine	Doc of Dentistry	Doc of Optom							TOTALS
NUMBER SURVEYED	NONE													
NUMBER RETURNED														
PERCENTAGE														

**JACK COUNTY**

	Hospitals	Nursing Homes	Secondary Educ	Doc of Medicine	Doc of Dentistry									TOTALS
NUMBER SURVEYED	1	1	2	5	3									12
NUMBER RETURNED	0	1	2	4	3									10
PERCENTAGE	0.0	100.0	100.0	80.0	100.0									83.3

Occupation	Full-time Employees	Part-time Employees	Hours Worked Part-time	Funded Open Vacancies	Additional Anticipated Vacancies for 1971
1.01 Dietitian, Other		1	5		
2.50 CLA				1	
2.51 Lab Asst/Aide	1				
3.10 RT, Other				1	
6.00 Pharmacists		1	12		
7.00 RN	1				
7.10 LVN	4	2	36	1	
7.20 Aides/Orderlies	11	2	40		
8.01 Med Asst, Other	3	1	20		
8.21 Den Asst, Other	2	2	32		1
9.00 Food Service	3	1	16		
9.20 Housekeeping	1				
9.30 Maintenance	1				
9.40 Management	1	1	17		
9.50 Secretarial, Clerical	4				
9.60 Other Non-Pro & Tech	2				

**JACKSON COUNTY**

	Hospitals	Nursing Homes	Public Health	Secondary Educ	Doc of Medicine	Doc of Optom	Doc of Dentistry							TOTALS
NUMBER SURVEYED	1	1	1	3	6	1	3							16
NUMBER RETURNED	1	1	1	3	4	1	3							14
PERCENTAGE	100.0	100.0	100.0	100.0	66.7	100.0	100.0							87.5

Occupation	Full-time Employees	Part-time Employees	Hours Worked Part-time	Funded Open Vacancies	Additional Anticipated Vacancies for 1971
1.00 Dietitian, ADA		2	12		
1.01 Dietitian, Other	7	1	15		
1.10 Food Ser Mgr	1				
2.01 MT, AMT	4				
2.51 Lab Asst/Aide	1				
3.01 RT, Other	5				
3.10 X-Ray Asst	1				
4.00 MRL, AAMRL		1	6		
4.01 MRL, Other	2				
4.30 MRL, Nursing Home		1	4		
5.10 OTA, AOTA	1				
5.20 PT, APTA/ARPT		1	8		
5.70 Social Wkr, Masters		1	5		
6.00 Pharmacists		3	36		
7.00 RN	11	3	51		
7.10 LVN	24	7	140		
7.20 Aides/Orderlies	23	9	180		

**JACKSON**

Occupation	Full-time Employees	Part-time Employees	Hours Worked Part-time	Funded Open Vacancies	Additional Anticipated Vacancies for 1971
8.01 Med Asst, Other	2				
8.21 Den Asst, Other	4				
8.30 Den Lab Tech		1	10		
8.40 Den Hygienist	1	1	18		
8.81 Optom Asst	1				
9.00 Food Service	1	3	48		
9.10 Laundry	3	1	17		
9.20 Housekeeping	5	4	80		
9.30 Maintenance	3				
9.40 Management	1				
9.45 Mgr, Long-term Fac	1	1	12		
9.50 Secretarial, Clerical	13	3	60		
9.60 Other Non-Pro & Tech	2				

**JASPER COUNTY**

	Hospitals	Nursing Homes	Public Health	Secondary Educ	Doc of Medicine	Doc of Osteo	Doc of Dentistry	Doc of Optom						TOTALS
NUMBER SURVEYED	4	1	1	2	15	2	9	2						36
NUMBER RETURNED	3	1	1	2	10	0	7	2						26
PERCENTAGE	75.0	100.0	100.0	100.0	66.7	0.0	77.8	100.0						72.2

Occupation	Full-time Employees	Part-time Employees	Hours Worked Part-time	Funded Open Vacancies	Additional Anticipated Vacancies for 1971
1.00 Dietitian, ADA	2	1	6		
1.10 Food Ser Mgr	4				
2.00 MT, ASCP	3				
2.01 MT, AMT	3	1	20		
2.02 MT, Other	2				
2.30 EKG	1				
2.51 Lab Asst/Aide	4				
3.00 RT, ARRT	2	1	20		
3.01 RT, Other	3				
3.10 X-Ray Asst	2	1	15		
4.00 MRL, AAMRL		1	6		1
4.01 MRL, Other	1				
4.21 Med Lib, Other	4				
4.30 MRL, Nursing Home	1				
5.21 PT, Other	1				
5.61 IT, Other	1				
6.00 Pharmacists	2	1	12		
6.10 Pharmacy Asst	1				
7.00 RN	25	3	51	5	6
7.10 LVN	32	2	40	7	3
7.30 Surgical Tech Aide	3				
8.00 Medical Typist	3				
8.01 Med Asst, Other	11	1	20		
8.10 Ward Clerk	3				
8.20 Den Asst, AADA	1				
8.21 Den Asst, Other	6				
8.30 Den Lab Tech	1				
8.40 Den Hygienist	2				
8.81 Optom Asst	1	1	24		
9.00 Food Service	28	4	64		
9.20 Housekeeping	27	4	80		
9.30 Maintenance	8	1	16		
9.40 Management	8				
9.50 Secretarial, Clerical	33	1	20		
9.60 Other Non-Pro & Tech	6				





**JEFFERSON**

Occupation	Full-time Employees	Part-time Employees	Hours Worked Part-time	Funded Open Vacancies	Additional Anticipated Vacancies for 1971
8.00 Medical Typist	36	4	60	4	
8.00 Med Asst, AAMA	10	1	8		
8.01 Med Asst, Other	69	12	195	1	4
8.10 Ward Clerk	85	19	348	5	11
8.20 Den Asst, AADA	12				1
8.21 Den Asst, Other	76	13	251	1	5
8.30 Den Lab Tech	1	2	23		1
8.40 Den Hygienist	3	8	75		3
8.81 Optom Asst	6				
8.84 Dispen Optician	10				
8.91 Pod Asst, Other	3				
8.50 Other Pro & Tech	19	1	44	1	1
9.00 Food Service	354	97	1,552	8	27
9.10 Laundry	78	3	51		4
9.20 Housekeeping	173	19	380		11
9.30 Maintenance	100	7	144		1
9.40 Management	83	1	17		1
9.45 Mgr, Long-term Fac	8				
9.50 Secretarial, Clerical	419	80	1,526	7	22
9.60 Other Non-Pro & Tech	174	91	1,695		50

**JIM HOGG COUNTY**

	Doc of Medicine	Secondary Educ											TOTALS
NUMBER SURVEYED	2	1											3
NUMBER RETURNED	1	1											2
PERCENTAGE	50.0	100.0											66.7

Occupation	Full-time Employees	Part-time Employees	Hours Worked Part-time	Funded Open Vacancies	Additional Anticipated Vacancies for 1971
7.00 RN	1				
7.10 LVN		1	8		

**JIM WELLS COUNTY**

	Hospitals	Nursing Home	Secondary Educ	Doc of Medicine	Doc of Dentistry	Doc of Optom							TOTALS
NUMBER SURVEYED	1	2	3	17	6	3							32
NUMBER RETURNED	1	2	3	15	5	2							28
PERCENTAGE	100.0	100.0	100.0	88.2	83.3	66.7							87.5

Occupation	Full-time Employees	Part-time Employees	Hours Worked Part-time	Funded Open Vacancies	Additional Anticipated Vacancies for 1971
1.01 Dietitian, Other	1				
1.10 Food Ser Mgr	2			1	
2.00 MT, ASCP	3				
2.01 MT, AMT	2			2	
2.30 EKG	1				
2.51 Lab Asst/Aide	6				
3.00 RT, ARRT	3				
3.01 RT, Other	2				
3.10 X-Ray Asst	2				
4.01 MRL, Other	1				
5.20 PT, APTA/ARPT	1				
5.50 Recreation Therapy	1				
5.71 Social Wkr, Other	1				
6.00 Pharmacists				1	

**JIM WELLS**

Occupation	Full-time Employees	Part-time Employees	Hours Worked Part-time	Funded Open Vacancies	Additional Anticipated Vacancies for 1971
7.00 RN	23	1	6		1
7.10 LVN	45	3	70	8	8
7.20 Aides/Orderlies	111	7	140		15
7.30 Surgical Tech Aide	2				
8.01 Med Asst, Other	13	1	20		1
8.10 Ward Clerk	3				
8.21 Den Asst, Other	7	1	20		
8.40 Den Hygienist	1				
8.81 Optom Asst	1				1
8.84 Dispen Optician					1
9.00 Food Service	22	2	32		1
9.10 Laundry	2				1
9.20 Housekeeping	28	1	20		1
9.30 Maintenance	4				
9.40 Management	2				
9.45 Mgr, Long-term Fac	3				
9.50 Secretarial, Clerical	30	4	61		
9.60 Other Non-Pro & Tech	3	1	24		

**JOHNSON COUNTY**

	Hospitals	Nursing Home	Home Health	Higher Educ	Secondary Educ	Doc of Medicine	Doc of Osteo	Doc of Optom	Doc of Dentistry					TOTALS
NUMBER SURVEYED	1	7	1	1	4	28	3	4	10					59
NUMBER RETURNED	1	4	1	1	4	21	3	4	8					47
PERCENTAGE	100.0	57.1	100.0	100.0	100.0	75.0	100.0	100.0	80.0					79.7

Occupation	Full-time Employees	Part-time Employees	Hours Worked Part-time	Funded Open Vacancies	Additional Anticipated Vacancies for 1971
1.00 Dietitian, ADA	4	1	6		1
1.01 Dietitian, Other	1	1	15		1
1.10 Food Ser Mgr	2				
2.00 MT, ASCP	7	1	16	1	1
2.01 MT, AMT	5	2	25		
2.51 Lab Asst/Aide	9	1	20		
3.00 RT, ARRT	4				1
3.01 RT, Other	1				
3.30 Rad Therapy Asst	5				
4.00 MRL, AAMRL				1	1
4.11 MRT, Other	2				1
4.30 MRL, Nursing Home		1	4		
5.20 PT, APTA/ARPT		1	8		
5.60 IT, ARIT					1
5.61 IT, Other	6				
5.70 Social Wkr, Masters		1	5		
5.71 Social Wkr, Other		1	6		
6.00 Pharmacists	5				
6.10 Pharmacy Asst	1			1	1
7.00 RN	53	8	136	3	7
7.10 LVN	124	18	368	11	10
7.20 Aides/Orderlies	128	29	580		8
7.30 Surgical Tech Aide	5				2
8.00 Medical Typist	3				1
8.01 Med Asst, Other	6				
8.10 Ward Clerk	6			2	4
8.20 Den Asst, AADA	3				
8.21 Den Asst, Other	11	1	4		
8.30 Den Lab Tech	2				
8.81 Optom Asst	4	2	28	2	1
8.84 Dispen Optician	1			1	

**JOHNSON**

Occupation	Full-time Employees	Part-time Employees	Hours Worked Part-time	Funded Open Vacancies	Additional Anticipated Vacancies for 1971
9.00 Food Service	44	6	96		
9.10 Laundry	11	2	34		
9.20 Housekeeping	36	4	80		
9.30 Maintenance	11	1	16	1	1
9.40 Management	4				
9.45 Mgr, Long-term Fac	2	1	12		
9.50 Secretarial, Clerical	38	3	73		
9.60 Other Non-Pro & Tech	30	5	72		

**JONES COUNTY**

	Hospitals	Nursing Homes	Secondary Educ	Doc of Medicine	Doc of Dentistry	Doc of Optom							TOTALS
NUMBER SURVEYED	3	4	2	9	4	1							23
NUMBER RETURNED	3	4	2	6	3	1							19
PERCENTAGE	100.0	100.0	100.0	66.7	75.0	100.0							82.6

Occupation	Full-time Employees	Part-time Employees	Hours Worked Part-time	Funded Open Vacancies	Additional Anticipated Vacancies for 1971
1.00 Dietitian, ADA	1	4	24	1	
1.10 Food Ser Mgr	7				
2.00 MT, ASCP	1	1	20	1	
2.01 MT, AMT	4	1	20		
2.02 MT, Other		1	20		
2.30 EKG	2	1	17		
2.51 Lab Asst/Aide	1	1	20		
3.00 RT, ARRT	2	2	40		
3.01 RT, Other	1				
3.10 X-Ray Asst	1				
4.00 MRL, AAMRL					1
4.01 MRL, Other	1				
4.10 MRT, AAMRL	1	1	20		
4.21 Med Lib, Other	1				
5.60 IT, ARIT				1	1
5.61 IT, Other	4				
5.71 Social Wkr, Other		1	6		
6.00 Pharmacists		3	36		
6.10 Pharmacy Asst	1				
7.00 RN	15	2	34	8	3
7.10 LVN	71	6	120	2	7
7.20 Aides/Orderlies	75	17	340		3
7.30 Surgical Tech Aide	4	1	15		
8.00 Medical Typist	2	1	15		1
8.20 Den Asst, AADA		1	20		
8.21 Den Asst, Other	3				
9.00 Food Service	31	5	80		
9.10 Laundry	4	3	51		
9.20 Housekeeping	20	2	40		1
9.30 Maintenance	5				
9.40 Management	4				
9.45 Mgr, Long-term Fac	1	1	12		1
9.50 Secretarial, Clerical	21	2	40		1

**KARNES COUNTY**

	Hospitals	Nursing Homes	Secondary Educ	Doc of Medicine	Doc of Osteo	Doc of Dentistry	Doc of Optom						TOTALS
NUMBER SURVEYED	2	4	2	5	1	4	1						19
NUMBER RETURNED	1	3	2	1	1	4	1						13
PERCENTAGE	50.0	75.0	100.0	20.0	100.0	100.0	100.0						68.4

**KARNES**

Occupation	Full-time Employees	Part-time Employees	Hours Worked Part-time	Funded Open Vacancies	Additional Anticipated Vacancies for 1971
1.00 Dietitian, ADA	2	2	12		
1.10 Food Ser Mgr	5				
2.01 MT, AMT	1			1	
2.51 Lab Asst/Aide	2				
3.00 RT, ARRT	1				
3.01 RT, Other				1	
3.10 X-Ray Asst	2				
4.10 MRT, AAMRL	1				
5.21 PT, Other				1	
6.10 Pharmacy Asst	1				
7.00 RN	7	1	17	1	1
7.10 LVN	13	3	60		
7.20 Aides/Orderlies	23	4	80		
8.01 Med Asst, Other	3				
8.21 Den Asst, Other	2	1	25		
8.81 Optom Asst	1				
9.00 Food Service	2	1	16		
9.10 Laundry	2	1	17		
9.20 Housekeeping	5	2	40		
9.30 Maintenance	1	2	32		
9.40 Management	2				
9.50 Secretarial, Clerical	5				

**KAUFMAN COUNTY**

	Hospitals	Nursing Homes	Secondary Educ	Doc of Medicine	Doc of Osteo	Doc of Optom	Doc of Dentistry	MH/MR						TOTALS
NUMBER SURVEYED	5	5	2	28	1	3	10	1						55
NUMBER RETURNED	3	5	2	21	1	2	8	1						43
PERCENTAGE	60.0	100.0	100.0	75.0	100.0	66.7	80.0	100.0						78.1

Occupation	Full-time Employees	Part-time Employees	Hours Worked Part-time	Funded Open Vacancies	Additional Anticipated Vacancies for 1971
1.00 Dietitian, ADA	1	3	18		
1.01 Dietitian, Other		2	10		
1.10 Food Ser Mgr	10	1	17		
2.00 MT, ASCP	6	3	60		
2.01 MT, AMT	4				
2.51 Lab Asst/Aide	4			1	
3.00 RT, ARRT	4	1	20		
3.01 RT, Other	2				
3.10 X-Ray Asst	2				
4.00 MRL, AAMRL		1	6		
4.01 MRL, Other	3				
4.11 MRT, Other	1				
5.20 PT, APTA/ARPT				1	
5.21 PT, Other	2				
5.70 Social Wkr, Masters	1				
5.71 Social Wkr, Other	17				
5.80 Social Wkr, Asst	2				
6.00 Pharmacists	2	2	24		
7.00 RN	41	3	51	4	
7.10 LVN	57	19	380		2
7.20 Aides/Orderlies	629	25	500	19	10
7.30 Surgical Tech Aide	2				

**KAUFMAN**

Occupation	Full-time Employees	Part-time Employees	Hours Worked Part-time	Funded Open Vacancies	Additional Anticipated Vacancies for 1971
8.01 Med Asst, Other	20				
8.10 Ward Clerk	1				
8.20 Den Asst, AADA	1	1	20		
8.21 Den: Asst, Other	11	1	20		
8.40 Den Hygienist				1	
8.81 Optom Asst	1	1	20		
8.50 Other Pro & Tech	7			1	
9.00 Food Service	117	2	32	2	3
9.10 Laundry	36			1	
9.20 Housekeeping	30	6	120	3	1
9.30 Maintenance	53	1	16	1	
9.40 Management	13				
9.45 Mgr, Long-term Fac	4	1	12		
9.50 Secretarial, Clerical	84	4	69	3	1
9.60 Other Non-Pro & Tech	44				

**KENDALL COUNTY**

	Hospitals	Nursing Homes	Doc of Medicine	Doc of Dentistry										TOTALS
NUMBER SURVEYED	1	3	7	1										12
NUMBER RETURNED	1	2	3	1										7
PERCENTAGE	100.0	75.0	42.8	100.0										58.3

Occupation	Full-time Employees	Part-time Employees	Hours Worked Part-time	Funded Open Vacancies	Additional Anticipated Vacancies for 1971
1.10 Food Ser Mgr	5	3	52		
2.00 MT, ASCP	1				
2.51 Lab Asst/Aide	1				
3.00 RT, ARRT	1				
3.10 X-Ray Asst	1				
4.01 MRL, Other	1				
7.00 RN	6	3	48		
7.10 LVN	4	3	60		
7.20 Aides/Orderlies	25	7	140		
8.00 Medical Typist	1				
8.21 Den Asst, Other	1				
8.40 Den Hygienist				1	
9.00 Food Service	2				
9.10 Laundry					1
9.20 Housekeeping	5	1	20		
9.30 Maintenance	2				
9.45 Mgr, Long-term Fac	1	1	12		
9.50 Secretarial, Clerical	3	3	60		

**KENEDY COUNTY**

	Hospitals	Nursing Homes	Doc of Medicine	Doc of Dentistry										TOTALS
NUMBER SURVEYED	NONE													
NUMBER RETURNED														
PERCENTAGE														

**KENT COUNTY**

	Nursing Homes														TOTALS
NUMBER SURVEYED	1														1
NUMBER RETURNED	1														1
PERCENTAGE	100.0														100.0

Occupation	Full-time Employees	Part-time Employees	Hours Worked Part-time	Funded Open Vacancies	Additional Anticipated Vacancies for 1971
7.10 LVN	2	2	40		
7.20 Aides/Orderlies	10	2	40		
9.00 Food Service	2	1	16		
9.20 Housekeeping	1				
9.30 Maintenance	1				
9.45 Mgr, Long-term Fac		1	15		

**KERR COUNTY**

	Hospitals	Nursing Homes	Higher Educ	Secondary Educ	Doc of Medicine	Doc of Osteo	Doc of Podiatry	Doc of Dentistry	Doc of Optom	MM/MR					TOTALS
NUMBER SURVEYED	3	5	1	2	27	2	1	7	3	1					52
NUMBER RETURNED	2	4	0	1	19	1	0	7	3	1					38
PERCENTAGE	66.7	80.0	0.0	50.0	70.4	50.0	0.0	100.0	100.0	100.0					73.1

Occupation	Full-time Employees	Part-time Employees	Hours Worked Part-time	Funded Open Vacancies	Additional Anticipated Vacancies for 1971
1.00 Dietitian, ADA	3	3	18	1	
1.01 Dietitian, Other	1				
1.10 Food Ser Mgr	8				
2.00 MT, ASCP	2				
2.02 MT, AMT	1				
2.02 MT, Other	10				
2.20 HISTO, ASCP					1
2.30 EKG	3				
2.50 CLA	1				
2.51 Lab Asst/Aide	3				
3.00 RT, ARRT	4				
3.01 RT, Other	4				
3.10 X-Ray Asst	2				
4.00 MRL, AAMRL	1				
4.01 MRL, Other	4				
4.11 MRT, Other	1				
4.21 Med Lib, Other	1				
5.00 OT, AOTA	1				1
5.01 OT, Other					1
5.11 OTA, Other	1				
5.20 PT, APTA/ARPT	2				
5.21 PT, Other	1				
5.50 Recreation Therapy	1				1
5.61 IT, Other	3				
5.70 Social Wkr, Masters	4	1	20		
5.71 Social Wkr, Other	3				
5.80 Social Wkr, Asst	4				
6.00 Pharmacists	4			2	1
6.10 Pharmacy Asst	2				
7.00 RN	99	5	62	1	4
7.10 LVN	70			3	4
7.20 Aides/Orderlies	452	11	220	11	6
7.30 Surgical Tech Aide	4				

**KERR**

Occupation	Full-time Employees	Part-time Employees	Hours Worked Part-time	Funded Open Vacancies	Additional Anticipated Vacancies for 1971
2.00 Medical Typist	6				1
8.01 Med Asst, Other	4				
8.10 Ward Clerk	14				1
8.20 Den Asst, AADA	1				
8.21 Den Asst, Other	10	2	50		
8.30 Den Lab Tech	1				
8.40 Den Hygienist					1
8.50 Other Pro & Tech	4				
9.00 Food Service	130	12	192	2	11
9.10 Laundry	45	1	17		3
9.20 Housekeeping	61	1	20	3	4
9.30 Maintenance	75	2	16	6	2
9.40 Management	21				
9.45 Mgr, Long-term Fac	3				
9.50 Secretarial, Clerical	79	6	84	3	2
9.60 Other Non-Pro & Tech	70	2	40	1	

**KIMBLE COUNTY**

	Hospitals	Secondary Educ	Doc of Medicine										TOTALS
NUMBER SURVEYED	1	1	2										4
NUMBER RETURNED	1	1	2										4
PERCENTAGE	100.0	100.0	100.0										100.0

Occupation	Full-time Employees	Part-time Employees	Hours Worked Part-time	Funded Open Vacancies	Additional Anticipated Vacancies for 1971
1.00 Dietitian, ADA		1	6		
2.00 MT, ASCP		1	20		
2.01 MT, AMT	1				
2.51 Lab Asst/Aide	2				
3.00 RT, ARRT		1	20		
4.00 MRL, AAMRL		1	6		
6.00 Pharmacists		1	12		
7.00 RN	3				
7.10 LVN	7				
7.20 Aides/Orderlies	7	7	140		
9.00 Food Service	4				
9.20 Housekeeping	1				
9.30 Maintenance	1				
9.40 Management	1				
9.50 Secretarial, Clerical	4				
9.60 Other Non-Pro & Tech		2	38		

**KING COUNTY**

													TOTALS
NUMBER SURVEYED	NONE												
NUMBER RETURNED													
PERCENTAGE													



**KINNEY COUNTY**

												TOTALS		
NUMBER SURVEYED	NONE													
NUMBER RETURNED														
PERCENTAGE														

**KLEBERG COUNTY**

	Hospitals	Nursing Homes	Higher Educ	Secondary Educ	Doc of Medicine	Doc of Dentistry	Doc of Optom							TOTALS
NUMBER SURVEYED	1	1	1	2	16	11	2							34
NUMBER RETURNED	1	1	1	2	9	6	2							22
PERCENTAGE	100.0	100.0	100.0	100.0	56.3	54.6	100.0							64.7

Occupation	Full-time Employees	Part-time Employees	Hours Worked Part-time	Funded Open Vacancies	Additional Anticipated Vacancies for 1971
1.00 Dietitian, ADA		1	6		
1.10 Food Ser Mgr	3	1	17		
2.00 MT, ASCP	2	1	10		
2.01 MT, AMT	1	1	20		
2.02 MT, Other	2	1	20		
2.30 EKG	1				
3.00 RT, ARRT	1	3	45	1	1
3.01 RT, Other	1	1	20		
3.10 X-Ray Asst		2	30		
4.00 MRL, AAMRL		1	6		
4.01 MRL, Other	1				
4.10 MRT, AAMRL	1				
4.11 MRT, Other	1				
5.01 OT, Other		1	11		
5.70 Social Wkr, Masters		1	5		
5.71 Social Wkr, Other		1	6		
6.00 Pharmacists		1	12		
7.00 RN	31	4	68	7	4
7.10 LVN	46				2
7.20 Aides/Orderlies	51	3	60		
8.00 Medical Typist	1				
8.10 Ward Clerk	3	3	60		
8.20 Den Asst, AADA	2				
8.21 Den Asst, Other	5				
8.30 Den Lab Tech	3	2	20		
8.40 Den Hygienist	1				1
8.81 Optom Asst	1	1	22		
8.83 Optom Lab Tech	1				
8.84 Dispen Optician	1	1	15		
9.00 Food Service	24	2	32		
9.10 Laundry	1				
9.20 Housekeeping	19				
9.30 Maintenance	3				1
9.40 Management	2				
9.45 Mgr, Long-term Fac	1				
9.50 Secretarial, Clerical	14	2	45		
9.60 Other Non-Pro & Tech	13				



**KNOX COUNTY**

	Hospitals	Nursing Homes	Secondary Educ	Laboratories	Doc of Medicine	Doc of Dentistry								TOTALS
NUMBER SURVEYED	1	2	1	1	3	2								10
NUMBER RETURNED	1	2	1	1	2	1								8
PERCENTAGE	100.0	100.0	100.0	100.0	66.7	50.0								80.0

Occupation	Full-time Employees	Part-time Employees	Hours Worked Part-time	Funded Open Vacancies	Additional Anticipated Vacancies for 1971
1.00 Dietitian, ADA	2	1	6		
1.10 Food Ser Mgr	2				
2.51 Lab Asst/Aide	2				
3.00 RT, ARRT	1				
3.01 RT, Other		1	15		
4.00 MRL, AAMRL		1	6		
4.11 MRT, Other	1				
5.21 PT, Other	1				
5.70 Social Wkr, Masters		1	5		
5.71 Social Wkr, Other	2				
6.00 Pharmacists		1	12		
7.00 RN	6				
7.10 LVN	13	1	20		
7.20 Aides/Orderlies	35				
8.00 Medical Typist	1				
8.00 Med Asst, AAMA	1				
8.20 Den Asst, AADA	1				
8.21 Den Asst, Other	1				
9.00 Food Service	13				
9.10 Laundry	1				
9.20 Housekeeping	7				
9.30 Maintenance	3				
9.40 Management	1				
9.45 Mgr, Long-term Fac	1				
9.50 Secretarial, Clerical	7				
9.60 Other Non-Pro & Tech	1				

**LAMAR COUNTY**

	Hospitals	Nursing Homes	Public Health	Higher Educ	Secondary Educ	Laboratories	Doc of Medicine	Doc of Dentistry	Doc of Osteo	Doc of Podiatry	Doctor of Optom			TOTALS
NUMBER SURVEYED	2	3	1	1	2	1	34	17	2	1	4			68
NUMBER RETURNED	2	3	1	1	2	1	25	13	2	1	4			55
PERCENTAGE	100.0	100.0	100.0	100.0	100.0	100.0	73.5	76.5	100.0	100.0	100.0			80.9

Occupation	Full-time Employees	Part-time Employees	Hours Worked Part-time	Funded Open Vacancies	Additional Anticipated Vacancies for 1971
1.00 Dietitian, ADA	2	4	24		
1.10 Food Ser Mgr	7	3	51		
2.00 MT, ASCP	8				
2.01 MT, AMT	1				
2.02 MT, Other	2				
2.21 HISTO, Other	1				
2.30 EKG	1				
2.50 CLA	4				
2.51 Lab Asst/Aide	6	1	20		
3.00 RT, ARRT	6				
3.01 RT, Other	7				
3.10 X-Ray Asst	3	3	45		

LAMAR

Occupation	Full-time Employees	Part-time Employees	Hours Worked Part-time	Funded Open Vacancies	Additional Anticipated Vacancies for 1971
4.00 MRL, AAMRL	2				
4.10 MRT, AAMRL	1				
4.11 MRT, Other	4				
5.20 PT, APTA/ARPT		1	20		
5.60 IT, ARIT					
5.61 IT, Other	1			1	
5.71 Social Wkr, Other		1	6		
6.00 Pharmacists		2	24		
6.10 Pharmacy Asst	8	1	20		
7.00 RN	61	19	323		
7.10 LVN	120	15	300	6	5
7.20 Aides/Orderlies	146	5	100	5	
7.30 Surgical Tech Aide	6				
8.00 Medical Typist	5				
8.00 Med Asst, AAMA	5	1	15		
8.01 Med Asst, Other	16	4	70		
8.10 Ward Clerk	11	1	20		
8.21 Den Asst, Other	11	2	48		
8.30 Den Lab Tech	1			1	1
8.40 Den Hygienist	1	2	30	1	
8.81 Optom Asst	4	2	16		
8.83 Optom Lab Tech	1				
8.84 Dispen Optician	2				1
8.91 Pod Asst, Other	1				1
9.00 Food Service	36	4	64		
9.10 Laundry	17				
9.20 Housekeeping	57	1	20		
9.30 Maintenance	20			1	1
9.40 Management	6				
9.45 Mgr, Long-term Fac	3				
9.50 Secretarial, Clerical	58	3	40		1
9.60 Other Non-Pro & Tech	8	3	50		

LAMB COUNTY

	Hospitals	Nursing Homes	Secondary Educa	Doc of Medicine	Doc of Osteo	Doc of Dentistry	Doc of Optom							TOTALS
NUMBER SURVEYED	4	3	5	11	2	6	2							33
NUMBER RETURNED	2	3	5	11	0	4	0							25
PERCENTAGE	50.0	100.0	100.0	100.0	0.0	66.7	0.0							75.8

Occupation	Full-time Employees	Part-time Employees	Hours Worked Part-time	Funded Open Vacancies	Additional Anticipated Vacancies for 1971
1.00 Dietitian, ADA		3	18		
1.01 Dietitian, Other	2				
1.10 Food Ser Mgr	4				
2.00 MT, ASCP	4	1	20		
2.01 MT, AMT	2				
2.02 MT, Other	2				
2.30 EKG		1	17		
2.40 EEG		1	15		
2.50 CLA	2				
2.51 Lab Asst/Aide	4				
3.00 RT, ARRT	5				
3.01 RT, Other	3				
3.10 X-Ray Asst	1				
4.00 MRL, AAMRL		2	12		
4.01 MRL, Other	2				1
6.00 Pharmacists	1	1	12		
7.00 RN	32	4	54	6	5
7.10 LVN	64	9	188	6	6
7.20 Aides/Orderlies	49	2	40		
7.30 Surgical Tech Aide		2	30		
8.00 Medical Typist	3				
8.00 Med Asst, AAMA	1	1	15		
8.01 Med Asst, Other	1				
8.21 Den Asst, Other	6				

LAMB

Occupation	Full-time Employees	Part-time Employees	Hours Worked Part-time	Funded Open Vacancies	Additional Anticipated Vacancies for 1971
9.00 Food Service	15	1	16		2
9.10 Laundry	3	3	51		2
9.20 Housekeeping	11	3	60		2
9.30 Maintenance	9	1	16		
9.40 Management	4				
9.45 Mgr, Long-term Fac	3	2	24		
9.50 Secretarial, Clerical	12				
9.60 Other Non-Pro & Tech	17	5	104	1	1

LAMPASAS COUNTY

	Hospitals	Nursing Homes	Home Health Ctr	Secondary Educ	Doc of Medicine	Doc of Osteo	Doc of Dentistry	Doc of Optom						TOTALS
NUMBER SURVEYED	1	1	1	1	4	1	2	2						13
NUMBER RETURNED	1	1	0	1	4	0	2	1						10
PERCENTAGE	100.0	100.0	0.0	100.0	100.0	0.0	100.0	50.0						76.9

Occupation	Full-time Employees	Part-time Employees	Hours Worked Part-time	Funded Open Vacancies	Additional Anticipated Vacancies for 1971
1.00 Dietitian, ADA	1				
1.10 Food Ser Mgr	1	1	17		
2.00 MT, ASCP	1				
2.51 Lab Asst/Aide	2	1	20		
3.00 RT, ARRT	1				
3.10 X-Ray Asst	1				
4.10 MRT, AAMRL	1				
4.11 MRT, Other		1	20		
7.00 RN	6	4	68		2
7.10 LVN	14	5	100		2
7.20 Aides/Orderlies	27	5	100		3
8.21 Den Asst, Other	3	1	3		
8.40 Den Hygienist					1
9.00 Food Service	11	2	32		
9.10 Laundry	1				
9.20 Housekeeping	4	2	40	1	1
9.30 Maintenance	1				
9.40 Management	2				
9.45 Mgr, Long-term Fac	1				
9.50 Secretarial, Clerical	11				

LASALLE COUNTY

	Hospitals	Secondary Educ	Doc of Medicine	Doc of Dentistry	Doc of Optom									TOTALS
NUMBER SURVEYED	1	1	2	1	1									6
NUMBER RETURNED	0	1	1	1	1									4
PERCENTAGE	0.0	100.0	50.0	100.0	100.0									66.7

Occupation	Full-time Employees	Part-time Employees	Hours Worked Part-time	Funded Open Vacancies	Additional Anticipated Vacancies for 1971
7.00 RN	1				
8.21 Den Asst, Other	3				
8.40 Den Hygienist	1			1	2
9.50 Secretarial, Clerical	2	1	24		
9.60 Other Non-Pro & Tech		1	20		

**LAVACA COUNTY**

	Hospitals	Nursing Homes	Secondary Educ	Doc of Medicine	Doc of Optom	Doc of Dentistry								TOTALS
NUMBER SURVEYED	3	6	6	9	2	7								33
NUMBER RETURNED	0	6	3	6	2	4								21
PERCENTAGE	0.0	100.0	50.0	66.7	100.0	57.1								63.6

Occupation	Full-time Employees	Part-time Employees	Hours Worked Part-time	Funded Open Vacancies	Additional Anticipated Vacancies for 1971
1.00 Dietitian, ADA	1	2	12		
1.01 Dietitian, Other	6				
1.10 Food Ser Mgr	4				
2.00 MT, ASCP	2				
2.01 MT, AMT	2	1	20		
3.00 RT, ARRT	1				
5.50 Recreation Therapy	3				
5.70 Social Wkr, Masters		1	5		
5.71 Social Wkr, Other	1				
6.00 Pharmacists	4				
7.00 RN	2	5	85		
7.10 LVN	25	13	250		
7.20 Aides/Orderlies	64	20	400		3
8.21 Den Asst, Other	5	2	24		
8.40 Den Hygienist	2				
8.81 Optom Asst	2				
9.00 Food Service	17	9	144		
9.10 Laundry	5				
9.20 Housekeeping	10	2	40		
9.30 Maintenance	2	4	64		
9.40 Management	6	1	17		
9.45 Mgr. Long-term Fac	6				
9.50 Secretarial, Clerical	4	1	20		
9.60 Other Non-Pro & Tech	7	2	40		

**LEE COUNTY**

	Hospitals	Nursing Homes	Secondary Educ	Doc of Medicine	Doc of Dentistry									TOTALS
NUMBER SURVEYED	1	3	1	2	2									9
NUMBER RETURNED	1	3	1	1	2									8
PERCENTAGE	100.0	100.0	100.0	50.0	100.0									88.0

Occupation	Full-time Employees	Part-time Employees	Hours Worked Part-time	Funded Open Vacancies	Additional Anticipated Vacancies for 1971
1.00 Dietitian, ADA		3	18		
1.10 Food Ser Mgr	2	1	17		
2.00 MT, ASCP	2				
2.01 MT, AMT		2	12		
2.02 MT, Other	1				
2.51 Lab Asst/Aide		1	20		1
3.00 RT, ARRT	2				
3.01 RT, Other		2	12		
4.00 MRL, AAMRL		1	6		
4.01 MRL, Other	1				
5.71 Social Wkr, Other		1	6		
6.00 Pharmacists		3	36		

**LEE**

Occupation	Full-time Employees	Part-time Employees	Hours Worked Part-time	Funded Open Vacancies	Additional Anticipated Vacancies for 1971
7.00 RN	7			2	
7.10 LVN	14	3	60	1	
7.20 Aides/Orderlies	36	10	200	6	3
8.00 Medical Typist	1				
8.01 Med Asst, Other	1				
8.10 Ward Clerk	1				
9.00 Food Service	11	5	80		
9.10 Laundry	2	1	17		
9.20 Housekeeping	6				
9.30 Maintenance	3	1	16		
9.40 Management	2				
9.45 Mgr, Long-term Fac	2	2	24		
9.50 Secretarial, Clerical	2				
9.60 Other Non-Pro & Tech	5				

**LEON COUNTY**

	Hospitals	Secondary Educ	Doc of Medicine										TOTALS
NUMBER SURVEYED	1	1	4										6
NUMBER RETURNED	1	1	2										4
PERCENTAGE	100.0	100.0	50.0										66.7

Occupation	Full-time Employees	Part-time Employees	Hours Worked Part-time	Funded Open Vacancies	Additional Anticipated Vacancies for 1971
1.10 Food Ser Mgr	1				
2.01 MT, AMT	2	2	30		
2.51 Lab Asst/Aide	1				
3.00 RT, ARRT	1				
3.10 X-Ray Asst	1				
4.01 MRL, Other	1				
6.00 Pharmacists	1	1	12		
7.00 RN	3				
7.10 LVN	6				
7.20 Aides/Orderlies	12	1	20		
8.00 Medical Typist	1				
8.00 Med Asst, AAMA	1				
8.01 Med Asst, Other	1				
8.10 Ward Clerk	1				
9.00 Food Service	7				
9.20 Housekeeping	8	1	20		
9.30 Maintenance	1				
9.50 Secretarial, Clerical	3				
9.60 Other Non-Pro & Tech	1				

**LIBERTY COUNTY**

	Hospitals	Nursing Homes	Laboratories	Secondary Educ	Doc of Medicine	Doc of Dentistry	Doc of Optom							TOTALS
NUMBER SURVEYED	3	4	1	5	15	7	2							37
NUMBER RETURNED	2	3	1	5	9	5	2							27
PERCENTAGE	66.6	75.0	100.0	100.0	60.0	71.4	100.0							73.0

**LIBERTY**

Occupation	Full-time Employees	Part-time Employees	Hours Worked Part-time	Funded Open Vacancies	Additional Anticipated Vacancies for 1971
1.00 Dietitian, ADA	1	2	12		
1.10 Food Ser Mgr	7	2	34		
2.00 MT, ASCP	1				1
2.01 MT, AMT	5	1	4		
2.02 MT, Other	1				
2.30 EKG		1	17		
2.50 CLA	1				
2.51 Lab Asst/Aide		1	4		
3.00 RT, ARRT	4				
3.01 RT, Other	2	1	4		
3.10 X-Ray Asst	1	1	15		
4.00 MRL, AAMRL		1	6		
4.01 MRL, Other	1				
4.10 MRT, AAMRL	1				
4.11 MRT, Other	1				
4.21 Med Lib, Other	1				
5.00 OT, AOTA	2				
5.70 Social Wkr, Masters	1				
6.00 Pharmacists	1				
7.00 RN	27	4	75		4
7.10 LVN	56	6	120	5	
7.20 Aides/Orderlies	84	15	300	6	
7.30 Surgical Tech Aide	1				
8.00 Medical Typist	1				
8.01 Med Asst, Other	1	1	4		
8.10 Ward Clerk	3				3
8.20 Den Asst, ADA				1	1
8.21 Den Asst, Other	7	1	16	1	
8.40 Den Hygienist		1	12		
8.81 Optom Asst	3				1
8.82 Optom Tech		1	12		
8.50 Other Pro & Tech					1
9.00 Food Service	25	3	80		
9.10 Laundry	4	3	51		
9.20 Housekeeping	20	4	60		
9.30 Maintenance	7	2	32		
9.40 Management	4				
9.45 Mgr, Long-term Full	5	1	12		
9.50 Secretarial, Clerical	21	3	51		
9.60 Other Non-Pro & Tech	3	3	36		

**LIMESTONE COUNTY**

	Hospitals	Nursing Homes	Higher Educ	Secondary Educ	Doc of Medicine	Doc of Osteo	Doc of Dentistry	Doc of Optom	MH/MR					TOTALS
NUMBER SURVEYED	2	4	2	2	13	1	5	1	1					31
NUMBER RETURNED	1	3	0	2	10	1	3	1	1					22
PERCENTAGE	50.0	75.0	0.0	100.0	76.9	100.0	60.0	100.0	100.0					70.9

Occupation	Full-time Employees	Part-time Employees	Hours Worked Part-time	Funded Open Vacancies	Additional Anticipated Vacancies for 1971
1.00 Dietitian, ADA	1	2	12		
1.01 Dietitian, Other	1				
1.10 Food Ser Mgr	5	1	17		
2.01 MT, AMT	4				
2.02 MT, Other	1				
2.50 CLA	1				
2.51 Lab Asst/Aide	4			1	
3.00 RT, ARRT	4				
3.01 RT, Other	1				
3.10 X-Ray Asst	1				
4.00 MRL, AAMRL	1				
4.01 MRL, Other	2	1	10		

**LIMESTONE**

Occupation	Full-time Employees	Part-time Employees	Hours Worked Part-time	Funded Open Vacancies	Additional Anticipated Vacancies for 1971
5.01 OT, Other		1	15		
5.21 PT, Other	1				
5.71 Social Wkr, Other	7				
6.00 Pharmacists	1	1	12		
7.00 RN	16	3	44	2	2
7.10 LVN	48	6	120	3	
7.20 Aides/Orderlies	691	18	360		
8.01 Med Asst, Other	3				
8.21 Den Asst, Other	6				
8.30 Den Lab Tech	2				
8.40 Den Hygienist	2	1	16	1	
8.50 Other Pro & Tech	24			3	
9.00 Food Service	110	2	32		
9.10 Laundry	33	1	17		
9.20 Housekeeping	28	1	20		
9.30 Maintenance	50				
9.40 Management	11	2	34		
9.45 Mgr, Long-term Fac	2				
9.50 Secretarial, Clerical	78	3	60	2	
9.60 Other Non-Pro & Tech	44				

**LIPSCOMB COUNTY**

	Doc of Dentistry	Secondary Educ											TOTALS
NUMBER SURVEYED	1	1											2
NUMBER RETURNED	0	1											1
PERCENTAGE	0.0	100.0											50.0

Occupation	Full-time Employee	Part-time Employees	Hours Worked Part-time	Funded Open Vacancies	Additional Anticipated Vacancies for 1971
7.00 RN	1				

**LIVE OAK COUNTY**

	Nursing Homes	Public Health	Secondary Educ	Doc of Medicine	Doc of Dentistry								TOTALS
NUMBER SURVEYED	1	1	2	3	2								9
NUMBER RETURNED	1	1	2	2	2								8
PERCENTAGE	100.0	100.0	100.0	66.7	100.0								88.9

Occupation	Full-time Employees	Part-time Employees	Hours Worked Part-time	Funded Open Vacancies	Additional Anticipated Vacancies for 1971
1.10 Food Ser Mgr	7				
2.01 MT, AMT	1				
7.00 RN	3				
7.10 LVN	5				
7.20 Aides/Orderlies	12				
8.01 Med Asst, Other	1				
8.21 Den Asst, Other	1	1	35	1	



**LIVE OAK**

Occupation	Full-time Employees	Part-time Employees	Hours Worked Part-time	Funded Open Vacancies	Additional Anticipated Vacancies for 1971
9.20 Housekeeping	4				
9.45 Mgr, Long-term Fac	1				
9.50 Secretarial, Clerical	3	3	68		
9.60 Other Non-Pro & Tech	1	1	4		

**LLANO COUNTY**

	Hospitals	Nursing Home	Home Health Ctr	Secondary Educ	Doc of Medicine	Doc of Dentistry								TOTALS
NUMBER SURVEYED	1	2	1	1	7	2								14
NUMBER RETURNED	1	2	1	1	6	1								12
PERCENTAGE	100.0	100.0	100.0	100.0	85.7	50.0								85.7

Occupation	Full-time Employees	Part-time Employees	Hours Worked Part-time	Funded Open Vacancies	Additional Anticipated Vacancies for 1971
1.00 Dietitian, ADA		1	6		
1.01 Dietitian, Other		1	5		
1.10 Food Ser Mgr	1				
2.00 MT, ASCP		1	20		
2.01 MT, AMT	1				
2.51 Lab Asst, Aide	1				
4.11 MRT, Other	2				
7.00 RN	7	1	6	2	
7.10 LVN	18	4	80		
7.20 Aides/Orderlies	3	3	60		
8.01 Med Asst, Other	2	1	32		
8.21 Den Asst, Other	1				
9.00 Food Service	6	7	112		
9.10 Laundry		1	17		
9.20 Housekeeping	2	1	20		
9.30 Maintenance	2				
9.40 Management	1				
9.45 Mgr, Long-term Fac	2	1	12		
9.50 Secretarial, Clerical	2	1	32		
9.60 Other Non-Pro & Tech	2				

**LOVING COUNTY**

	Hospitals	Nursing Home	Public Health	Home Health Ctr	Laboratories	Higher Educ	Secondary Educ	Doc of Medicine	Doc of Osteo	Doc of Dentistry	Doc of Podiatry	Doc of Optom	MH/MR	TOTALS
NUMBER SURVEYED	NONE													
NUMBER RETURNED														
PERCENTAGE														

**LUBBOCK COUNTY**

	Hospitals	Nursing Homes	Public Health	Home Health Ctr	Laboratories	Higher Educ	Secondary Educ	Doc of Medicine	Doc of Osteo	Doc of Dentistry	Doc of Podiatry	Doc of Optom	MH/MR	TOTALS
NUMBER SURVEYED	12	9	1	1	4	2	6	184	26	63	6	19	1	334
NUMBER RETURNED	10	8	1	1	4	1	4	134	18	44	6	14	1	246
PERCENTAGE	83.3	88.8	100.0	100.0	100.0	50.0	66.7	72.8	69.2	69.8	100.0	73.6	100.0	73.7

LUBBOCK

Occupation	Full-time Employees	Part-time Employees	Hours Worked Part-time	Funded Open Vacancies	Additional Anticipated Vacancies for 1971
1.00 Dietitian, ADA	6	10	60	2	2
1.01 Dietitian, Other	6				1
1.10 Food Ser Mgr	11	1	17		1
2.00 MT, ASCP	35	1	12		10
2.01 MT, AMT	22	2	40		4
2.02 MT, Other	17	4	80		5
2.10 Cyto, ASCP					1
2.20 Histo, ASCP					1
2.21 Histo, Other	5				
2.30 EKG	4	2	34		4
2.40 EEG	1				1
2.50 CLA	4				2
2.51 Lab Asst/Aide	17	10	195		4
3.00 RT, ARRT	33	6	93	3	7
3.01 RT, Other	7	1	15		4
3.10 X-Ray Asst	5	3	45		6
3.20 Rad Therapy, ARRT					1
3.21 Rad Therapy, Other	1				1
3.30 Rad Therapy Asst					1
4.00 MRL, AAMRL	2	1	6	1	2
4.01 MRL, Other	4				1
4.10 MRT, AAMRL	2				2
4.11 MRT, Other	6				4
4.20 Med Lib, MLA	1				1
4.21 Med Lib, Other	2				1
4.30 MRL, Nursing Home	2	1	4		
5.00 OT, AOTA	1				1
5.01 OT, Other	1				
5.10 OTA, Other					1
5.20 PT, APTA/ARPT	7	6	70	2	5
5.21 PT, Other	4			2	
5.30 PTA	7	4	40		5
5.40 Speech Path, ASHA	3	2	23		
5.41 Speech Path, Other	2	2	6		
5.50 Recreation Therapy	1	2	40		
5.60 IT, ARIT	19			2	8
5.61 IT, Other	3	3	60		4
5.70 Social Wkr, Masters		3	30	1	1
5.71 Social Wkr, Other	3	2	26		
5.80 Social Wkr, Asst					2
6.00 Pharmacists	10	4	48		4
6.10 Pharmacy Asst	6				2
7.00 RN	318	34	584	27	106
7.10 LVN	507	39	765	17	118
7.20 Aides/Orderlies	507	32	640	7	145
7.30 Surgical Tech Aide	20	6	90		15
7.40 Home Health Aide		2	20		
8.00 Medical Typist	18			1	16
8.00 Med Asst, AAMA	22				1
8.10 Ward Clerk	55	3	60		17
8.20 Den Asst, AADA	11				1
8.21 Den Asst, Other	50	12	245		7
8.30 Den Lab Tech	3	3	21		
8.40 Den Hygienist	5	1	24		
8.81 Optom Asst	7	2	30	1	1
8.82 Optom Tech				1	
8.83 Optom Lab Tech	5	1	23	1	1
8.84 Dispen Optician	17	5	118		2
8.90 Pod Asst, ARPA	2				
8.91 Pod Asst, Other	5	3	40		1
8.50 Other Pro & Tech	15	2	40		4
9.00 Food Service	186	65	1,040	5	84
9.10 Laundry	13	9	153		
9.20 Housekeeping	130	6	120		64
9.30 Maintenance	66	2	32	3	21
9.40 Management	32	2	23		6
9.45 Mgr, Long-Term Fac	7	1	12		90
9.50 Secretarial, Clerical	334	51	911		1
9.60 Other Non-Pro & Tech	175	11	394	2	108

LYNN COUNTY

	Nursing Homes	Secondary Educ	Doc of Medicine	Doc of Dentistry										TOTALS
NUMBER SURVEYED	1	2	2	2										7
NUMBER RETURNED	0	2	2	2										6
PERCENTAGE	0.0	100.0	100.0	100.0										85.7

Occupation	Full-time Employees	Part-time Employees	Hours Worked Part-time	Funded Open Vacancies	Additional Anticipated Vacancies for 1971
2.00 MT, ASCP	1				
2.01 MT, AMT	1				
7.00 RN	2				
7.10 LVN	4				
8.21 Den Asst, Other	2	1	18		
8.30 Den Lab Tech	1				
9.50 Secretarial, Clerical	3	1	8		

McCULLOCH COUNTY

	Hospitals	Nursing Homes	Secondary Educ	Doc of Medicine	Doc of Dentistry	Doc of Osteo	Doc of Optom							TOTALS
NUMBER SURVEYED	1	4	1	5	2	1	1							15
NUMBER RETURNED	1	2	1	3	2	0	1							10
PERCENTAGE	100.0	50.0	100.0	60.0	100.0	0.0	100.0							66.7

Occupation	Full-time Employees	Part-time Employees	Hours Worked Part-time	Funded Open Vacancies	Additional Anticipated Vacancies for 1971
1.00 Dietitian, ADA		2	12		
1.01 Dietitian, Other		1	15		
1.10 Food Ser Mgr	1				
2.00 MT, ASCP	1			1	
2.01 MT, AMT		1	20		
2.02 MT, Other	3				
2.50 CLA	1				
3.01 RT, Other	1				
3.10 X-Ray Asst	1				
4.21 Med Lib, Other	1				
7.00 RN	12	2	34		
7.10 LVN	32	5	100		
7.20 Aides/Orderlies	23	5	100		
7.30 Surgical Tech Aide	1				
8.00 Medical Typist	1				
8.21 Den Asst, Other	1				
8.81 Optom Asst	1	1	20		
9.00 Food Service	12	2	16		
9.10 Laundry	2				
9.20 Housekeeping	5	1	20		
9.30 Maintenance	1				
9.40 Management	2				
9.45 Mgr, Long-term Fac	2				
9.50 Secretarial, Clerical	7				
9.60 Other Non-Pro & Tech	8				

McLENNAN COUNTY

	Hospitals	Nursing Homes	Public Health	Home Health	Laboratories	Higher Educ	Secondary Educ	Doc of Medicine	Doc of Osteo	Doc of Podiatry	Doc of Dentistry	Doc of Optom	MH/MR	TOTALS
NUMBER SURVEYED	4	16	1	2	3	3	3	138	3	4	60	14	1	252
NUMBER RETURNED	3	12	1	2	3	3	3	94	3	3	46	8	1	182
PERCENTAGE	75.0	75.0	100.0	100.0	100.0	100.0	100.0	68.1	100.0	75.0	76.7	57.1	100.0	72.2

Occupation	Full-time Employees	Part-time Employees	Hours Worked Part-time	Funded Open Vacancies	Additional Anticipated Vacancies for 1971
1.00 Dietitian, ADA	7	9	54		
1.01 Dietitian, Other	2				
1.10 Food Ser Mgr	13	2	34		
2.00 MT, ASCP	8	1	20	4	2
2.01 MT, AMT	12				
2.02 MT, Other	16	10	200		
2.21 HISTO, Other	1				
2.30 EKG	2				
2.40 EEG	2				
2.50 CLA	4	1	12		3
2.51 Lab Asst/Aide	9	2	18		
3.00 RT, ARRT	10	6	44		
3.01 RT, Other	5	2	30		
3.10 X-Ray Asst	1				
4.00 MRL, AAMRL	1	1	6		
4.01 MRL, Other	1				
4.11 MRT, Other	1				
4.30 MRL, Nursing Home	1	2	8		
5.00 OT, AOTA	7	2	18		
5.11 OTA, Other	20				
5.20 PT, APTA/ARPT	5	6	71		
5.30 PTA	5	1	10		
5.40 Speech Path, ASHA		8	84		
5.41 Speech Path, Other		2	40		
5.50 Recreation Therapy	10	2	40	1	
5.60 IT, ARIT	1	1	20		
5.61 IT, Other	3				
5.70 Social Wkr, Masters	22	3	30		1
5.71 Social Wkr, Other	4	3	18		
5.80 Social Wkr, Asst	3				
6.00 Pharmacists	8	4	48		
6.10 Pharmacy Asst	1				
7.00 RN	222	47	741	5	22
7.10 LVN	138	25	500	13	13
7.20 Aides/Orderlies	748	81	1,620		45
7.30 Surgical Tech Aide	7				
7.40 Home Health Aide	1				
8.00 Medical Typist	33				
8.00 Med Asst, AAMA	4				
8.01 Med Asst, Other	32	3	44	1	2
8.10 Ward Clerk	21	1	20		
8.20 Den Asst, AADA	10	1	20	1	
8.21 Den Asst, Other	41	8	130		1
8.30 Den Lab Tech	2	4	83		
8.40 Den Hygienist	2	4	50	2	3
8.81 Optom Asst	10	2	60		
8.82 Optom Tech	1			1	
8.83 Optom Lab Tech	2				1
8.84 Dispen Optician	6				1
8.90 Pod Asst, ARPA	3	1	25		
8.91 Pod Asst, Other	1	1	24		
8.50 Other Pro & Tech	13				2

**McLENNAN**

Occupation	Full-time Employees	Part-time Employees	Hours Worked Part-time	Funded Open Vacancies	Additional Anticipated Vacancies for 1971
9.00 Food Service	224	34	544		8
9.10 Laundry	66	8	136	2	
9.20 Housekeeping	130	14	280		3
9.30 Maintenance	80	9	144		
9.40 Management	20	2	34		2
9.45 Mgr, Long-term Fac	13	1	12		1
9.50 Secretarial, Clerical	189	32	570	4	4
9.60 Other Non-Pro & Tech	221	31	610		3

**McMULLEN COUNTY**

																					TOTALS
NUMBER SURVEYED	NONE																				
NUMBER RETURNED																					
PERCENTAGE																					

**MADISON COUNTY**

	Hospitals	Nursing Homes	Doc of Medicine	Doc of Dentistry																	TOTALS
NUMBER SURVEYED	1	2	5	2																	10
NUMBER RETURNED	1	2	4	1																	8
PERCENTAGE	100.0	100.0	80.0	50.0																	80.0

Occupation	Full-time Employees	Part-time Employees	Hours Worked Part-time	Funded Open Vacancies	Additional Anticipated Vacancies for 1971
1.00 Dietitian, ADA		2	12		
1.01 Dietitian, Other	2				
2.01 MT, AMT	3				
2.02 MT, Other	2				
3.00 RT, ARRT	2				
3.10 X-Ray Asst	2				
4.11 MRT, Other	2				
5.60 IT, ARIT	2				
5.61 IT, Other	4				
7.00 RN	27	1	17		
7.10 LVN	25	1	20		
7.20 Aides/Orderlies	52	6	120		
7.30 Surgical Tech Aide	1				
8.01 Med Asst, Other	2				
8.10 Ward Clerk	3				
8.21 Den Asst, Other	1				
9.00 Food Service	16	5	40		
9.20 Housekeeping	18	5	100		
9.30 Maintenance	4	1	16		
9.40 Management	1				
9.45 Mgr, Long-term Fac	2				
9.50 Secretarial, Clerical	16	3	60		
9.60 Other Non-Pro & Tech	6	2	28		

MARION COUNTY

	Hospitals	Nursing Homes	Doc of Medicine	Doc of Dentistry										TOTALS
NUMBER SURVEYED	2	2	4	1										9
NUMBER RETURNED	1	1	3	1										6
PERCENTAGE	50.0	50.0	75.0	100.0										66.7

Occupation	Full-time Employees	Part-time Employees	Hours Worked Part-time	Funded Open Vacancies	Additional Anticipated Vacancies for 1971
1.01 Dietitian, Other		1	5		
1.10 Food Ser Mgr	2				
2.00 MT, ASCP	1				
2.51 Lab Asst/Aide		1	20		
3.00 RT, ARRT	1				
4.00 MRL, AARRL	1				
4.11 MRT, Other		1	20		
6.10 Pharmacy Asst		1	20		
7.00 RN	5	4	75		
7.10 LVN	11	2	40		
7.20 Aides/Orderlies	18	4	80		
8.01 Med Asst, Other	1				
8.10 Ward Clerk		1	20		
8.21 Den Asst, Other	1				
8.30 Den Lab Tech				1	1
9.00 Food Service	7	2	32		
9.20 Housekeeping	4	1	20		
9.30 Maintenance	1				
9.45 Mgr, Long-term Fac	1				
9.50 Secretarial, clerical	6	4	80		

MARTIN COUNTY

	Hospitals	Secondary Educ	Doc of Osteo											TOTALS
NUMBER SURVEYED	1	1	2											4
NUMBER RETURNED	1	1	2											4
PERCENTAGE	100.0	100.0	100.0											100.0

Occupation	Full-time Employees	Part-time Employees	Hours Worked Part-time	Full-time Equivalent	Funded Open Vacancies	Additional Anticipated Vacancies for 1971
1.00 Dietitian, ADA		1	6			
1.10 Food Ser Mgr	3	1	17			
3.01 RT, Other	1					
4.01 MRL, Other	1					
7.00 RN	2				2	
7.10 LVN	11	1	20			3
7.20 Aides/Orderlies	4					
7.30 Surgical Tech Aide	1					
9.20 Housekeeping	1					
9.30 Maintenance	1					
9.60 Other Non-Pro & Tech	3					

MASON COUNTY

	Hospitals	Nursing Homes	Doc of Medicine	Doc of Dentistry									TOTALS
NUMBER SURVEYED	1	2	2	1									6
NUMBER RETURNED	1	2	1	0									4
PERCENTAGE	100.0	100.0	50.0	0.0									66.7

Occupation	Full-time Employees	Part-time Employees	Hours Worked Part-time	Funded Open Vacancies	Additional Anticipated Vacancies for 1971
1.00 Dietitian, ADA	2				
1.01 Dietitian, Other		1	15		
1.10 Food Ser Mgr	1				
2.00 MT, ASCP	1				
6.00 Pharmacists	1				
7.00 RN	3	2	34	2	
7.10 LVN	3	2	40	1	1
7.20 Aides/Orderlies	13	12	240		
9.00 Food Service	6	2	32		
9.10 Laundry	2				
9.20 Housekeeping	3	1	20		
9.40 Management	3				
9.45 Mgr, Long-term Fac	1				
9.50 Secretarial, Clerical	1	1	20		
9.60 Other Non-Pro & Tech		2	2		

MATAGORDA COUNTY

	Hospitals	Nursing Homes	Public Health	Secondary Educ	Doc of Medicine	Doc of Dentistry	Doc of Optom							TOTALS
NUMBER SURVEYED	2	1	1	3	20	9	3							39
NUMBER RETURNED	1	1	1	3	10	7	3							26
PERCENTAGE	50.0	100.0	100.0	100.0	50.0	77.8	100.0							66.7

Occupation	Full-time Employees	Part-time Employees	Hours Worked Part-time	Funded Open Vacancies	Additional Anticipated Vacancies for 1971
1.00 Dietitian, ADA		1	6		
1.01 Dietitian, Other		1	5		
1.10 Food Ser Mgr	2				
2.00 MT, ASCP	3	1	20		
2.02 MT, Other	2				
2.51 Lab Asst/Aide	2	1	20		
3.00 RT, ARRT	5			1	1
3.01 RT, Other	4	1	34	1	1
3.10 X-Ray Asst	1	1	15		
4.00 MRL, AAMRL	1				
4.11 MRT, Other	1				
5.20 PT, APTA/ARPT	1				
5.30 PTA	1				
5.60 IT, ARIT	1				
5.61 IT, Other	3				
6.00 Pharmacists	1				
7.00 RN	24	3	51		
7.10 LVN	29	5	100	4	
7.20 Aides/Orderlies	56	17	340		
7.30 Surgical Tech Aide	2				

**MATAGORDA**

Occupation	Full-time Employees	Part-time Employees	Hours Worked Part-time	Funded Open Vacancies	Additional Anticipated Vacancies for 1971
8.00 Medical Typist	2				
8.01 Med Asst, Other	2	1	34		1
8.10 Ward Clerk	4	2	40		
8.20 Den Asst, AADA	2				
8.21 Den Asst, Other	6	2	58		
8.30 Gen Lab Tech	1				
8.40 Den Hygienist				1	
8.83 Optom Lab Tech	1				
9.00 Food Service	24	1	16		
9.10 Laundry	5				
9.20 Housekeeping	22	5	100		
9.30 Maintenance	3	1	16		
9.40 Management	3				
9.45 Mgr, Long-Term Fac	1				
9.50 Secretarial, Clerical	21	1	20		
9.60 Other Non-Pro & Tech	1	1	20		

**MAVERICK COUNTY**

	Hospitals	Public Health	Laboratories	Secondary Educ	Doc of Medicines	Doc of Dentistry								TOTALS
NUMBER SURVEYED	1	1	1	1	9	1								14
NUMBER RETURNED	1	1	1	1	3	0								7
PERCENTAGE	100.0	100.0	100.0	100.0	33.3	0.0								50.0

Occupation	Full-time Employees	Part-time Employees	Hours Worked Part-time	Funded Open Vacancies	Additional Anticipated Vacancies for 1971
1.00 Dietitian, ADA				1	1
1.10 Food Ser Mgr	1				1
2.00 MT, ASCP					1
2.01 MT, AMT	2				
2.02 MT, Other	1				
3.00 RT, ARRT	1			1	1
4.10 MRT, AAMRL	1			1	1
5.21 PT, Other		1	8	1	1
5.60 IT, ARIT				1	1
6.00 Pharmacists		2	24		
7.00 RN	16	1	17	3	3
7.10 LVN	5			5	5
7.20 Aides/Orderlies	29	4	80		10
7.30 Surgical Tech Aide		1	15	1	1
8.00 Medical Typist	3	3	45	1	1
8.01 Med Asst, Other	2				
8.10 Ward Clerk	6				2
8.50 Other Pro & Tech	3			2	2
9.00 Food Service	6	3	48	2	5
9.20 Housekeeping	8			2	10
9.30 Maintenance	2	2	32	2	2
9.40 Management	3			1	1
9.50 Secretarial, Clerical	10				3
9.60 Other Non-Pro & Tech	6	1	20		6



**MEDINA COUNTY**

	Hospitals	Nursing Homes	Public Health	Secondary Educ	Doc of Medicine	Doc of Dentistry	Doc of Optom							TOTALS
NUMBER SURVEYED	2	2	1	5	9	3	1							23
NUMBER RETURNED	2	2	1	4	7	2	1							19
PERCENTAGE	100.0	100.0	100.0	80.0	77.8	66.7	100.0							82.6

Occupation	Full-time Employees	Part-time Employees	Hours Worked Part-time	Funded Open Vacancies	Additional Anticipated Vacancies for 1971
1.00 Dietitian, ADA	1	2	12		
1.10 Food Ser Mgr	2				
2.00 MT, ASCP	1	1	12		
2.30 EKG	1	2	34		
2.51 Lab Asst/Aide		1	20		
3.00 RT, ARRT	1				
3.01 RT, Other	1				
3.10 X-Ray Asst		1	15		
4.00 MRL, AAMRL		1	6		
4.01 MRL, Other		1	10		
5.20 PT, APTA/ARPT					1
5.70 Social Wkr, Masters	1				
6.00 Pharmacists		1	12		1
7.00 RN	14	1	17	4	2
7.10 LVN	13	3	60	2	3
7.20 Aides/Orderlies	37	7	140		8
7.30 Surgical Tech Aide	1				
8.00 Medical Typist	2	2	30		
8.00 Med Asst, AAM/A	2				
8.01 Med Asst, Other	6				
8.21 Den Asst, Other	1			1	1
8.81 Optom Asst	1	1	20		
8.50 Other Pro & Tech	1				
9.00 Food Service	11	3			3
9.10 Laundry	3				1
9.20 Housekeeping	5				1
9.30 Maintenance	3	3	48		1
9.40 Management	4	1	17		
9.45 Mgr, Long-term Fac	2	1	12		
9.50 Secretarial, Clerical	7	3	48		
9.60 Other Non-Pro & Tech	1	2	40		

**MENARD COUNTY**

	Hospitals	Nursing Homes	Doc of Medicines	Doc of Dentistry										TOTALS
NUMBER SURVEYED	1	1	2	1										5
NUMBER RETURNED	1	1	2	1										5
PERCENTAGE	100.0	100.0	100.0	100.0										100.0

Occupation	Full-time Employees	Part-time Employees	Hours Worked Part-time	Funded Open Vacancies	Additional Anticipated Vacancies for 1971
1.00 Dietitian, ADA		1	6		
1.10 Food Ser Mgr	2				1
2.01 MT, AMT	1				
2.51 Lab Asst/Aide	3				

**MENARD**

Occupation	Full-time Employees	Part-time Employees	Hours Worked Part-time	Funded Open Vacancies	Additional Anticipated Vacancies for 1971
4.00 MRL, AAMRL					1
4.01 MRL, Other	1				
4.30 MRL, Nursing Home	1				1
5.20 PT, APTA/ARPT	2				
5.30 PTA	2				
7.00 RN	8	2	34		6
7.10 LVN	7	6	120		2
7.20 Aides/Orderlies	48	20	400		
8.21 Den Asst, Other	2				
9.00 Food Service	22				
9.10 Laundry	6				
9.20 Housekeeping	10	2	40		
9.30 Maintenance	10	4	64		
9.40 Management	4				
9.50 Secretarial, Clerical	8				
9.60 Other Non-Pro & Tech	1				2

**MIDLAND COUNTY**

	Hospitals	Nursing Homes	Public Health	Secondary Educ	Laboratories	Doc of Medicine	Doc of Dentistry	Doc of Osteo	Doc of Podiatry	Doc of Optom	MH/MR	TOTALS
NUMBER SURVEYED	2	2	1	1	1	59	28	3	3	5	1	106
NUMBER RETURNED	2	1	1	1	1	30	22	3	2	4	1	68
PERCENTAGE	100.0	50.0	100.0	100.0	100.0	50.9	78.6	100.0	66.7	80.0	100.0	64.2

Occupation	Full-time Employees	Part-time Employees	Hours Worked Part-time	Funded Open Vacancies	Additional Anticipated Vacancies for 1971
1.00 Dietitian, ADA		1	6	1	
1.10 Food Ser Mgr	3				
2.00 MT, ASCP	14	13	228	4	3
2.01 MT, AMT	2	2	40		
2.02 MT, Other	2				
2.10 CYTO, ASCP	1				
2.21 HISTO, Other	1				
2.30 EKG	1	1	17		
2.40 EEG	1				
2.51 Lab Asst/Aide	10	7	90	1	1
3.00 RT, ARRT	6				
3.01 RT, Other	3	1	20		1
3.10 X-Ray Asst	3				
4.00 MRL, AAMRL	2				
4.11 MRT, Other	2				1
5.20 PT, APTA/ARPT	2				
5.30 PTA	3				
5.61 IT, Other	5	2	40		
5.70 Social Wkr, Masters	1	2	40	1	
5.80 Social Wkr, Asst	2				
6.00 Pharmacists	2	3	36		
7.00 RN	93	35	547	5	2
7.10 LVN	70	9	180	7	4
7.20 Aides/Orderlies	74	10	200	2	13
7.30 Surgical Tech Aide	5				
8.00 Medical Typist	9				
8.00 Med Asst, AAMA	1	1	20		
8.01 Med Asst, Other	6	3	20		
8.10 Ward Clerk	10	1	20	1	
8.20 Den Asst, AAOA	6				
8.21 Den Asst, Other	17	3	95		
8.30 Den Lab Tech	1				
8.40 Den Hygienist	3	2	41		

MIDLAND

Occupation	Full-time Employees	Part-time Employees	Hours Worked Part-time	Funded Open Vacancies	Additional Anticipated Vacancies for 1971
8.81 Optom Asst	1				
8.82 Optom Tech	5				
8.84 Dispen Optician	2				
8.91 Pod Asst, Other	1				
9.00 Food Service	35	6	96		2
9.10 Laundry	2				
9.20 Housekeeping	32	5	100	1	2
9.30 Maintenance	12	3	48		
9.40 Management	10		17	2	
9.45 Mgr, Long-term Fac	1				
9.50 Secretarial, Clerical	51	10	200	2	2
9.60 Other Non-Pro & Tech	38	3	57	2	1

MILAM COUNTY

	Hospitals	Nursing Homes	Public Health	Secondary Educ	Doc of Medicine	Doc of Dentistry	Doc of Optom						TOTALS
NUMBER SURVEYED	3	3	1	3	9	7	1						27
NUMBER RETURNED	3	3	1	3	7	6	1						24
PERCENTAGE	100.0	100.0	100.0	100.0	77.8	85.7	100.0						88.5

Occupation	Full-time Employees	Part-time Employees	Hours Worked Part-time	Funded Open Vacancies	Additional Anticipated Vacancies for 1971
1.00 Dietitian, ADA	1	4	24		
1.01 Dietitian, Other		1	15		
1.10 Food Ser Mgr	3				
2.00 MT, ASCP	3	1	30	1	
2.01 MT, AMT	5	1	20		
2.02 MT, Other	2	1	20		
2.30 EKG	1	2	34		
2.50 CLA	2				
2.51 Lab Asst/Aide	8	1	28		
3.00 RT, ARRT	5	3	60		
3.01 RT, Other	3	1	15		
3.10 X-Ray Asst	2				
4.00 MRL, AAMRL	1	1	6		
4.01 MRL, Other	1				
4.10 MRT, AAMRL	1				
4.21 Med Lib, Dther	1				
5.20 PT, APTA/ARPT				1	
5.21 PT, Other	1	2	16		
5.60 IT, ARIT				1	
6.00 Pharmacists		1	12		
6.10 Pharmacy Asst	1				
7.00 RN	30		20	2	4
7.10 LVN	27	6	100	4	2
7.20 Aides/Orderlies	70	13	260		
7.30 Surgical Tech Aide	2	1	15		1
8.00 Medical Typist	2	1	15		
8.00 Med Asst, AAMA	1				
8.01 Med Asst, Other	3				
8.10 Ward Clerk	2				
8.20 Den Asst, AADA	1				
8.21 Den Asst, Other	6	1	20		
8.50 Other Pro & Tech	1	2	40		
9.00 Food Service	20	4	64		1
9.10 Laundry	5	2	34		
9.20 Housekeeping	12	2	40		1
9.30 Maintenance	3	1	16		1
9.40 Management	7				
9.45 Mgr, Long-term Fac	1				
9.50 Secretarial, Clerical	20	2	40		
9.60 Other Non-Pro & Tech	8	1	24		

MILLS COUNTY

	Hospitals	Nursing Homes	Doc of Medicine	Doc of Osteo	Doc of Dentistry								TOTALS
NUMBER SURVEYED	1	1	1	1	2								6
NUMBER RETURNED	1	1	0	0	2								4
PERCENTAGE	100.0	100.0	0.0	0.0	100.0								66.7

Occupation	Full-time Employees	Part-time Employees	Hours Worked Part-time	Funded Open Vacancies	Additional Anticipated Vacancies for 1971
1.00 Dietitian, ADA		2	12		
1.10 Food Ser Mgr	2				
2.00 Mt, ASCP	1				
2.51 Lab Asst/Aide		1	20		
3.10 X Ray Asst	1				
4.00 MRL, AAMRL	1				
4.01 MRL, Other	1				
4.30 MRL, Nursing Home		1	4		
5.70 Social Wkr, Masters		1	5		
6.10 Pharmacy Asst	1				
7.00 RN	3			3	3
7.10 LVN	17	4	80		
7.20 Aides/Orderlies	23	8	160		
8.21 Den Asst, Other	3				
8.30 Den Lab Tech	4				
9.00 Food Service	10	3	48		
9.10 Laundry		2	34		
9.20 Housekeeping	3		60		
9.30 Maintenance		1	16		
9.40 Management	1				
9.45 Mgr, Long-term Fac	1				
9.50 Secretarial, Clerical	10	1	4		

MITCHELL COUNTY

	Hospitals	Nursing Homes	Secondary Educ	Doc of Medicine	Doc of Dentistry								TOTALS
NUMBER SURVEYED	2	3	1	6	2								14
NUMBER RETURNED	2	3	1	5	2								13
PERCENTAGE	100.0	100.0	100.0	83.3	100.0								92.9

Occupation	Full-time Employees	Part-time Employees	Hours Worked Part-time	Funded Open Vacancies	Additional Anticipated Vacancies for 1971
1.00 Dietitian, ADA		1	6		
1.01 Dietitian, Other	1				
1.10 Food Ser Mgr	3				
2.00 Mt, ASCP	1	1	20		
2.51 Lab Asst/Aide	3				
3.00 RT, ARRT	1	1	20		
3.01 RT, Other	1				
4.01 MRL, Other	1				

MITCHELL

Occupation	Full-time Employees	Part-time Employees	Hours Worked Part-time	Funded Open Vacancies	Additional Anticipated Vacancies for 1971
7.00 RN	3	2	34		
7.10 LVN	28	4	80		
7.20 Aides/Orderlies	57	14	280		
8.00 Medical Typist	1				
8.21 Den. Asst, Other	3	1	20	1	1
9.00 Food Service	17	4	64		
9.10 Laundry	5				
9.20 Housekeeping	15	1	20		
9.30 Maintenance	1	2	32		
9.40 Management	2	1	17		
9.45 Mgr, Long-term Fac	4				
9.50 Secretarial, Clerical	11	3	60		
9.60 Other Non-Pro & Tech	3	2	40		

MONTAGUE COUNTY

	Hospitals	Nursing Homes	Secondary Educ	Doc of Medicine	Doc of Osteo	Doc of Dentistry	Doc of Optom						TOTALS
NUMBER SURVEYED	3	3	1	7	3	3	2						22
NUMBER RETURNED	2	2	1	2	2	3	1						13
PERCENTAGE	66.7	66.7	100.0	28.6	66.7	100.0	50.0						59.1

Occupation	Full-time Employees	Part-time Employees	Hours Worked Part-time	Funded Open Vacancies	Additional Anticipated Vacancies for 1971
1.00 Dietitian, ADA	1	1	6		
1.01 Dietitian, Other	1				
1.10 Food Ser Mgr	2				
2.00 MT, ASCP	1				
2.01 MT, AMT	4				
2.51 Lab Asst/Aide	1	1	20		
3.00 RT, ARRT	2				
4.01 MRL, Other	1				
4.11 MRT, Other	1				
7.00 RN	14				
7.10 LVN	18	2	43		6
7.20 Aides/Orderlies	65	9	180		
8.00 Medical Typist	1				
8.01 Med Asst, Other	1				
8.10 Ward Clerk	2				
8.21 Den Asst, Other	4				
9.00 Food Service	17	7	112		2
9.10 Laundry	1	1	17		
9.20 Housekeeping	7	1	20	1	
9.30 Maintenance	4	3	48		
9.40 Management	5				
9.45 Mgr, Long-term Fac	1				
9.50 Secretarial, Clerical	17				
9.60 Other Non-Pro & Tech	7	1	30		

MONTGOMERY COUNTY

	Hospitals	Nursing Homes	Public Health	Secondary Educ	Doc of Medicine	Doc of Dentistry	Doc of Optom						TOTALS
NUMBER SURVEYED	1	3	1	5	16	9	2						37
NUMBER RETURNED	0	3	1	5	10	7	1						27
PERCENTAGE	0.00	100.0	100.0	100.0	62.5	77.8	50.0						73.0

**MONTGOMERY**

Occupation	Full-time Employees	Part-time Employees	Hours Worked Part-time	Funded Open Vacancies	Additional Anticipated Vacancies for 1971
1.00 Dietitian, ADA	1	1	6		
1.10 Food Ser Mgr	2				
2.00 MT, ASCP	1				
2.01 MT, AMT	1				
2.50 CL A	1				
2.51 Lab Asst/Aide	3				
3.00 RT, ARRT	1				
3.01 RT, Other	2				
4.30 MRL, Nursing Home	1				
5.20 PT, APTA/ARPT	1				
5.21 PT, Other	1	1	10		
5.30 PTA	1				
5.40 Speech Path, ASHA	1				
5.70 Social Wkr, Masters	1				
5.71 Social Wkr, Other		1	6		
6.00 Pharmacists	1				
7.00 RN	18	1	8		
7.10 LVN	15	4	80		
7.20 Aides/Orderlies	30				
8.00 Med Asst, AAMA	2			1	1
8.01 Med Asst, Other	2	1	5		
8.10 Ward Clerk	1				
8.21 Den Asst, Other	13	1	20		3
8.30 Den Lab Tech		1	20		
8.40 Den Hygienist	2				
9.00 Food Service	8				
9.10 Laundry	4				
9.20 Housekeeping	6				
9.30 Maintenance	3				
9.40 Management	4				
9.45 Mgr, Long-term Fac	2				
9.50 Secretarial, Clerical	12	2	35		
9.60 Other Non-Pro & Tech	16				

**MOORE COUNTY**

	Hospitals	Nursing Homes	Secondary Educ	Doc of Medicine	Doc of Dentistry	Doc of Osteo	Doc of Optom						TOTAL
NUMBER SURVEYED	1	1	1	10	4	1	2						20
NUMBER RETURNED	1	1	1	9	4	1	2						19
PERCENTAGE	100.0	100.0	100.0	90.0	100.0	100.0	100.0						95.0

Occupation	Full-time Employees	Part-time Employees	Hours Worked Part-time	Funded Open Vacancies	Additional Anticipated Vacancies for 1971
1.01 Dietitian, Other	6	2	30		
1.10 Food Ser Mgr		1	17		
2.00 MT, ASCP	2				
2.01 MT, AMT	1				
2.02 MT, Other	2				
2.51 Lab Asst/Aide	1	1	20		
3.10 X-ray Asst		1	20		
4.00 MRL, AAMRL	1				
4.01 MRL, Other	1				
5.50 Recreation Therapy					1
7.00 RN	12	3	38		
7.10 LVN	35	6	120		
7.20 Aides/Orderlies	12				1

MOORE

Occupation	Full-time Employees	Part-time Employees	Hours Worked Part-time	Funded Open Vacancies	Additional Anticipated Vacancies for 1971
8.00 Med Asst, AAMA				1	
8.10 Ward Clerk	2				
8.20 Den Asst, AADA	2				
8.21 Den Asst, Dther	5	1	24		
8.30 Den Lab Tech		1	20		
8.40 Den Hygienist		2	16		
8.81 Optom Lab Tech	1				
8.82 Optom Lab Tech	1				
9.00 Food Service	3				
9.10 Laundry	1				
9.20 Housekeeping	9				
9.30 Maintenance	2	2	34		
9.40 Management	2				
9.45 Mgr, Long term Fac	2				
9.50 Secretarial, Clerical	17	1	4		1
9.60 Other Non-Pro & Tech	5	1	20		

MORRIS COUNTY

	Hospitals	Nursing Homes	Doc of Medicine	Doc of Dentistry	Doc of Ostro	Doc of Optom						TOTALS
NUMBER SURVEYED	2	2	8	2	1	1						16
NUMBER RETURNED	2	2	6	2	1	1						14
PERCENTAGE	100.0	100.0	75.0	100.0	100.0	100.0						87.5

Occupation	Full-time Employees	Part-time Employees	Hours Worked Part-time	Funded Open Vacancies	Additional Anticipated Vacancies for 1971
1.00 Dietitian, ADA	1	1	6		1
1.01 Dietitian, Other	1				
1.10 Food Ser Mgr	3				
2.00 MT, ASCP	2	1	10	2	
2.01 MT, AMT	3				1
2.02 MT, Dther	1				
2.50 CL A		1	20		
2.51 Lab Asst/Aide	1	1	20		
3.00 RT, ARRT	2				1
3.01 RT, Other	2				
3.10 X-Ray Asst		1	15		
4.01 MRL, Other	2				
4.10 MRT, AAMRL	1	1	20		
4.30 MRL, Nursing Home	1				
5.20 PT, APTA/ARPT	1			1	
5.21 PT, Dther		1	8		
5.60 IT, ARIT				1	
5.70 Social Wkr, Masters	1				1
5.71 Social Wkr, Other		1	6		
5.80 Social Wkr, Asst					1
6.10 Pharmacy Asst	1				
7.00 RN	20	2	25	5	
7.10 LVN	33	5	100	4	2
7.20 Aides/Orderlies	60	12	260	2	3
8.00 Med Asst, AAMA	1				
8.01 Med Asst, Other	5				
8.10 Ward Clerk	4	2	40		
8.21 Den Asst, Dther	2	2	48		
8.81 Optom Asst	1	1	26		
9.00 Food Service	13	7	112		1
9.10 Laundry	2	1	17		
9.20 Housekeeping	15	3	60		1
9.30 Maintenance	3				
9.40 Management	4				
9.45 Mgr, Long-term Fac	3	1	12	1	
9.50 Secretarial, Clerical	11	2	40		
9.60 Other Non-Pro & Tech	12				

**MOTLEY COUNTY**

	Hospitals	Doc of Medicine	Doc of Dentistry											TOTALS
NUMBER SURVEYED	1	2	1											4
NUMBER RETURNED	0	1	0											1
PERCENTAGE	0.00	50.0	0.00											25.0

Occupation                      Full-time Employees    Part-time Employees    Hours Worked Part-time    Funded Open Vacancies    Additional Anticipated Vacancies for 1971

7.10 LVN

**NACOGDOCHES COUNTY**

	Hospitals	Nursing Homes	Home Health	Higher Educ	Secondary Educ	Doc of Medicine	Doc of Dentistry	Doc of Optom						TOTALS
NUMBER SURVEYED	1	6	1	1	2	20	10	2						43
NUMBER RETURNED	1	5	0	1	2	12	8	2						31
PERCENTAGE	100.0	83.3	0.0	100.0	100.0	60.0	80.0	100.0						72.0

Occupation                      Full-time Employees    Part-time Employees    Hours Worked Part-time    Funded Open Vacancies    Additional Anticipated Vacancies for 1971

1.00 Dietitian, ADA		4	24		
1.01 Dietitian, Other	1	1	5		
1.10 Food Ser.Mgr	2				
2.00 MT, ASCP	8	4	72		
2.01 MT, AMT	2	5	100	11	
2.02 MT, Other	3	2	40		
2.5. Lab Asst Aide	6				
3.00 RT, ARRT	5				1
3.01 RT, Other	2				
3.10 X-Ray Asst	2				
4.00 MRL, AAMRL		1	6		
4.01 MRL, Other	1				
4.10 MRT, AAMRL	1				
4.21 Med Lib, Other	2				
5.20 PT, APTA/ARPT	1	1	8		
5.21 PT, Other		2	16		
5.61 IT, Other	4				
5.71 Social Wkr, Other	1	1	6		
6.00 Pharmacists	1				
6.10 Pharmacy Asst	1				
7.00 RI	27	4	68		
7.10 LVN	59	11	218		
7.20 Aides/Orderlies	105	5	100		2
7.30 Surgical Tech Aide	6				
8.00 Medical Typist	4				
8.00 Med Asst, AAMA	1				
8.01 Med Asst, Other	2	1	30		
8.10 Ward Clerk	17	4	80		
8.21 Den Asst, Other	7				
8.30 Den Lab Tech	1				
8.40 Den Hygienist		1	16		
8.81 Optom Asst	1	1	10		
8.84 Dispen Optician	1				
9.00 Food Service	32	1	16		
9.10 Laundry	1				
9.20 Housekeeping	25				
9.30 Maintenance	6	1	16		1
9.45 Mgr, Long-term Fac	4				
9.50 Secretarial, Clerical	39	1	20		
9.60 Other Non-Pro & Tech	11				



**NAVARRO COUNTY**

	Hospitals	Nursing Homes	Public Health	Laboratories	Higher Educ	Secondary Educ	Doc of Medicine	Doc of Osteo	Doc of Optom	Doc of Dentistry				TOTALS
NUMBER SURVEYED	1	6	1	2	1	4	30	1	2	11				59
NUMBER RETURNED	1	5	1	1	1	4	23	1	1	9				47
PERCENTAGE	100.0	83.3	100.0	50.0	100.0	100.0	76.7	100.0	50.0	81.8				79.7

Occupation	Full-time Employees	Part-time Employees	Hours Worked Part-time	Funded Open Vacancies	Additional Anticipated Vacancies for 1971
1.00 Dietitian, ADA	4				
1.01 Dietitian, Other	5	1	5		
1.10 Food Ser Mgr	3				
2.00 MT, ASCP	4				
2.01 MT, AMT	6	5	100		
2.30 EKG	2				
2.50 CLA	1				
2.51 Lab Asst/Aide	10	1	20		1
3.00 RT, ARRT	3	1	20		
3.01 RT, Other		1	20		
4.01 MRL, Other	5	1	10		
5.20 PT, APTA/ARPT				1	
5.21 PT, Other	1	1	8		
5.30 PTA	4				
5.61 IT, Other	8				
5.70 Social Wkr, Masters	1				
5.71 Social Wkr, Other		1	6		
6.00 Pharmacists	2				
6.10 Pharmacy Asst	1	1	20	1	1
7.00 RN	26	12	210		
7.10 LVN	92	17	340		7
7.20 Aides/Orderlies	137	34	680		8
7.30 Surgical Tech Aide	7				
8.00 Medical Typist	1				
8.00 Med Asst, AAMA	1				
8.01 Med Asst, Other	11				
8.10 Ward Clerk	12	2	40		2
8.20 Den Asst, AADA	1				
8.21 Den Asst, Other	10	1	18		
8.30 Den Lab Tech	1				
8.81 Optom Asst	2				
9.00 Food Service	46	11	176	2	2
9.10 Laundry	14				
9.20 Housekeeping	38	3	60	2	2
9.30 Maintenance	10	1	16		1
9.40 Management	7	1	17		1
9.45 Mgr, Long-term Fac	2				
9.50 Secretarial, Clerical	37	5	100		
9.60 Other Non-Pro & Tech	36	4	80		

**NEWTON COUNTY**

	Hospitals	Nursing Homes	Secondary Educ	Doc of Medicine	Doc of Dentistry	Doc of Optom								TOTALS
NUMBER SURVEYED	1	1	1	3	1	1								8
NUMBER RETURNED	1	1	1	1	1	0								5
PERCENTAGE	100.0	100.0	100.0	33.3	100.0	0.0								62.5

**NEWTON**

Occupation	Full-time Employees	Part-time Employees	Hours Worked Part-time	Funded Open Vacancies	Additional Anticipated Vacancies for 1971
1.00 Dietitian, ADA		1	6		
1.10 Food Ser Mgr	1				
2.01 MT, AMT	3				1
2.51 Lab Asst/Aide	1				
5.61 IT, Other	1				
5.71 Social Wkr, Other		1	6		
6.00 Pharmacists		1	12		
7.00 RN	5	1	17	1	
7.10 LVN	9	1	20		
7.20 Aides/Orderlies	31	5	100		
8.00 Medical Typist	1				
8.01 Med Asst, Other	2				
8.21 Den Asst, Other	1				
9.00 Food Service	11				
9.10 Laundry	1				
9.20 Housekeeping	5	1	20		
9.30 Maintenance	1				1
9.40 Management	2				
9.45 Mgr, Long-term Fac	1	1	12		
9.50 Secretarial, Clerical	6	1	20		
9.60 Other Non-Pro & Tech	1				

**NOLAN COUNTY**

	Hospitals	Nursing Homes	Public Health	Secondary Educ	Doc of Medicine	Doc of Dentistry	Doc of Optom							TOTALS
NUMBER SURVEYED	1	3	1	2	10	7	3							27
NUMBER RETURNED	1	2	1	2	5	6	3							20
PERCENTAGE	100.0	66.7	100.0	100.0	50.0	85.7	100.0							74.1

Occupation	Full-time Employees	Part-time Employees	Hours Worked Part-time	Funded Open Vacancies	Additional Anticipated Vacancies for 1971
1.00 Dietitian, ADA		2	12		
1.10 Food Ser Mgr	2				
2.01 MT, AMT	3	2	44		
2.02 MT, Other	1				
2.51 Lab Asst/Aide	1				
3.00 RT, ARRT	1				
3.01 RT, Other	1				
4.01 MRL, Other	1				
4.11 MRT, Other	1				
5.70 Social Wkr, Masters	1	1	5		
7.00 RN	16	4	68		
7.10 LVN	68	8	164		
7.20 Aides/Orderlies	31	12	240	1	4
7.30 Surgical Tech Aide	3				
8.20 Den Asst, AADA	2				
8.21 Den Asst, Other	2	5	69		1
8.40 Den Hygienist				1	1
8.81 Optom Asst	2	1	12		
9.00 Food Service	25	2	32		
9.10 Laundry	3	2	34		
9.20 Housekeeping	12	4	80	1	1
9.30 Maintenance	6	1	16		
9.40 Management	3				
9.45 Mgr, Long-term Fac	2				
9.50 Secretarial, Clerical	20	5	140		1
9.60 Other Non-Pro & Tech	4	4	84		



**NUECES COUNTY**

	Hospitals	Nursing Homes	Public Health	Laboratories	Higher Educ	Secondary Educ	Doc of Medicine	Doc of Osteo	Doc of Dentistry	Doc of Podiatry	Doc of Optom	MH/MR	TOTALS
<b>NUMBER SURVEYED</b>	11	9	1	1	2	10	300	30	98	6	11	2	481
<b>NUMBER RETURNED</b>	8	5	1	1	2	6	201	21	81	6	7	2	341
<b>PERCENTAGE</b>	72.7	55.6	100.0	100.0	100.0	60.0	67.0	70.0	82.7	100.0	63.6	100.0	70.9

Occupation	Full-time Employees	Part-time Employees	Hours Worked Part-time	Funded Open Vacancies	Additional Anticipated Vacancies for 1971
1.00 Dietitian, ADA	8	5	30	1	3
1.01 Dietitian, Other	5			2	
1.10 Food Ser Mgr	13	2	34		1
2.00 ML, ASCP	41	7	132	8	17
2.01 MT, AMT	16	2	32		
2.02 MT, Other	21	6	120	1	2
2.10 CTYO, ASCP					1
2.11 CYTO, Other	1				
2.20 HISTO, ASCP	2				1
2.21 HISTO, Other	2				
2.30 EKG	10	2	34	1	1
2.40 EEG	5	3	45		1
2.50 CLA	20			3	10
2.51 Lab Asst/Aide	52	7	132		
3.00 RT, ARRT	48	7	118	6	9
3.01 RT, Other	9	5	66		
3.10 X-Ray Asst	19				2
3.20 Rad Therapy, ARRT	5				
3.21 Rad Therapy, Other	1				
3.30 Rad Therapy Asst	1				
4.00 MRL, AAMRL	1	2	12		1
4.01 MRL, Other	2	1	20		
4.10 MRT, AAMRL	1				
4.11 MRT, Other	4	2	40		2
4.21 Med Lib, Other		1	20		
5.00 OT, AOTA	1	1	20		
5.01 OT, Other	2			1	1
5.11 OTA, Other	6				
5.20 PT, APTA/ARPT	6	4	80	4	4
5.21 PT, Other	2	1	8		
5.30 PTA	20	4	40		5
5.40 Speech Path, ASHA		1			
5.41 Speech Path, Other		1	12		
5.50 Recreation Therapy	2	1	20	2	1
5.60 IT, ARIT				1	2
5.61 IT, Other	19	1	20		8
5.70 Social Wkr, Masters	3	1	20	1	1
5.71 Social Wkr, Other	33	1	6	2	
5.80 Social Wkr, Asst	12				
6.00 Pharmacists	14	4	48	1	3
6.10 Pharmacy Asst	11	6	120		
7.00 RN	364	59	1,027	73	106
7.10 LVN	689	44	844	24	82
7.20 Aides/Orderlies	504	55	1,100	73	100
7.30 Surgical Tech Aide	66	5	75	5	6
8.00 Medical Typist	42	3	45	1	9
8.00 Med Asst, AAMA	12	1	30		1
8.01 Med Asst, Other	66	11	221	2	4
8.10 Ward Clerk	114	5	100		22
8.20 Den Asst, AADA	16				2
8.21 Den Asst, Other	93	22	523	2	11
8.30 Den Lab Tech	9	3	55		1
8.40 Den Hygienist	6	5	80	3	9
8.81 Optom Asst	11				
8.82 Optom Tech	3				
8.83 Optom Lab Tech	2				
8.84 Dispen Optician	10				
8.91 Pod Asst, Other	4				
8.50 Other Pro & Tech	21	5	100	4	3

**NUECES**

Occupation	Full-time Employees	Part-time Employees	Hours Worked Part-time	Funded Open Vacancies	Additional Anticipated Vacancies for 1971
9.00 Food Service	225	31	496	13	58
9.10 Laundry	68	1	17	4	19
9.20 Housekeeping	228	7	140	2	9
9.30 Maintenance	92	11	176	1	3
9.40 Management	57	1	17		
9.45 Mgr, Long-Term Fac	4	1	12		
9.50 Secretarial, Clerical	482	44	879	13	58
9.60 Other Non-Pro & Tech	209	17	289	2	4

**OCHILTREE COUNTY**

	Hospitals	Nursing Homes	Secondary Educ	Doc of Medicine	Doc of Dentistry	Doc of Optom							TOTALS
NUMBER SURVEYED	1	1	1	7	5	2							17
NUMBER RETURNED	1	1	1	3	4	2							12
PERCENTAGE	100.0	100.0	100.0	42.9	80.0	100.0							70.6

Occupation	Full-time Employees	Part-time Employees	Hours Worked Part-time	Funded Open Vacancies	Additional Anticipated Vacancies for 1971
1.00 Dietitian, ADA		1	6		
1.01 Dietitian, Other	1				
2.00 MT, ASCP	1	1	20		
2.01 MT, AMT	2				
2.30 EKG	3				
3.00 RT, ARRT	1				
3.01 RT, Other	1				
4.00 MRL, AAMRL		1	6		
4.11 MRT, Other	1				
5.61 IT, Other	2				
6.00 Pharmacists		1	12		
7.00 RN	14				
7.10 LVN	14			2	1
7.20 Aides/Orderlies	34	6	120		
7.30 Surgical Tech Aide	1	1	15		
8.00 Medical Typist	1				
8.01 Med Asst, Other	1				
8.10 Ward Clerk	5				
8.20 Den Asst, AADA	1				
8.21 Den Asst, Other	1				
8.40 Den Hygienist	1				
8.81 Optom Asst	1	1	6		
8.84 Dispen Optician	2				
9.00 Food Service	19	4	64		
9.20 Housekeeping	12	3	60		
9.30 Maintenance	4				
9.40 Management	2				
9.45 Mgr, Long-term Fac	1				
9.50 Secretarial, Clerical	16				3
9.60 Other Non-Pro & Tech	1	20			

**OLDHAM COUNTY**

	Doc of Medicine	Secondary Educ											TOTALS
NUMBER SURVEYED	1	1											2
NUMBER RETURNED	1	1											2
PERCENTAGE	100.0	100.0											100.0

**OLDHAM**

Occupation	Full-time Employees	Part-time Employees	Hours Worked Part-time	Funded Open Vacancies	Additional Anticipated Vacancies for 1971
2.00 MT, ASCP		1	20		
2.50 CLA		1	20		
3.01 RT, Other	1				
7.00 RN	2				
8.01 Med Asst, Other	1				
9.50 Secretarial, Clerical	1				

**ORANGE COUNTY**

	Hospitals	Nursing Homes	Public Health	Secondary Educ	Home Health	Laboratories	Doc of Medicine	Doc of Dentistry	Doc of Osteo	Doc of Optom			TOTALS
NUMBER SURVEYED	1	4	1	3	1	1	30	22	5	2			70
NUMBER RETURNED	1	4	1	2	1	1	18	16	3	1			48
PERCENTAGE	100.0	100.0	100.0	66.7	100.0	100.0	60.0	72.7	60.0	50.0			68.6

Occupation	Full-time Employees	Part-time Employees	Hours Worked Part-time	Funded Open Vacancies	Additional Anticipated Vacancies for 1971
1.00 Dietitian, ADA	2	1	6	1	1
1.10 Food Ser Mgr	1			1	
2.00 MT, ASCP	7	1	20		
2.01 MT, AMT	3				
2.02 MT, Other	3				
2.10 CYTO, ASCP	1				
2.30 EKG	2	1	17		
3.00 RT, ARRT	5				
3.01 RT, Other	14				6
3.10 X-Ray Asst	1				
3.20 Rad Therapy, ARRT	5				
4.00 MRL, AAMRL	1				
4.11 MRT, Other	5				
5.20 PT, APTA/ARPT	2	1	20		
5.30 PTA	6	1	10		
5.61 IT, Other	10				
6.00 Pharmacists	2				
6.10 Pharmacy Asst	4				
7.00 RN	50	1	12		
7.10 LVN	13	4	80		
7.20 Aides/Orderlies	135	5	100		2
7.40 Home Health Aide	1				
8.00 Medical Typist	3				
8.01 Med Asst, Other	8				
8.10 Ward Clerk	4				
8.20 Den Asst, AADA	3				
8.21 Den Asst, Other	24	2	19	1	
8.30 Den Lab Tech	2	4	48		
8.40 Den Hygienist				1	2
8.81 Optom Asst	5				
8.83 Optom Lab Tech	1				
8.84 Dispen Optician	1				
9.00 Food Service	34	7	112		
9.10 Laundry	18				
9.20 Housekeeping	38	4	30	1	
9.30 Maintenance	12			1	
9.40 Management	9				
9.45 Mgr, Long-term Fac	3				
9.50 Secretarial, Clerical	25	3	60	2	
9.60 Other Non-Pro & Tech	103				

**PALO PINTO COUNTY**

	Hospitals	Nursing Homes	Secondary Educ	Doc of Medicine	Doc of Osteo	Doc of Optom	Doc of Dentistry							TOTALS
NUMBER SURVEYED	1	3	2	11	3	2	7							29
NUMBER RETURNED	1	3	2	8	3	1	4							22
PERCENTAGE	100.0	100.0	100.0	72.7	100.0	50.0	57.1							75.9

Occupation	Full-time Employees	Part-time Employees	Hours Worked Part-time	Funded Open Vacancies	Additional Anticipated Vacancies for 1971
1.00 Dietitian, ADA	2	1	12		
1.01 Dietitian, Other	2				
1.10 Food Ser Mgr	3				
2.00 MT, ASCP	1	1	10	1	
2.01 MT, AMT	3			1	
2.02 MT, Other	2	1	20	2	
2.30 EKG	2				
2.51 Lab Asst/Aide	2				
3.00 RT, ARRT	1				
3.01 RT, Other	2				
3.10 X-Ray Asst	2				
4.00 MRL, AAMRL	1				
4.11 MRT, Other	3				
4.30 MRL, Nursing Home	1				
5.20 PT, APTA/ARPT	2				
5.50 Recreation Therapy		1	20		
5.60 IT, ARIT				1	
5.61 IT, Other	6				
5.71 Social Wkr, Other	1	1	6		
6.00 Pharmacists	1				
6.10 Pharmacy Asst	2				
7.00 RN	22	4	68	4	1
7.10 LVN	46	9	180	7	5
7.20 Aides/Orderlies	105	11	220		18
8.01 Med Asst, Other	7	1	35		
8.10 Ward Clerk	6	1	20		
8.20 Den Asst, AADA	1				
8.21 Den Asst, Other	4				
8.82 Optom Tech	1				
8.84 DisPen Optician	1				
9.00 Food Service	26	2	32		3
9.10 Laundry	4	1	17		3
9.20 Housekeeping	16	4	80		4
9.30 Maintenance	4	2	32		
9.40 Management	2				
9.45 Mgr, Long-term Fac	4				
9.50 Secretarial, Clerical	24	1	30		
9.60 Other Non-Pro & Tech	14	1	20		

**PANOLA COUNTY**

	Hospitals	Nursing Homes	Higher Educ	Secondary Educ	Doc of Medicine	Doc of Dentistry	Doc of Optom							TOTALS
NUMBER SURVEYED	1	1	1	2	7	4	1							17
NUMBER RETURNED	1	1	1	2	4	4	1							14
PERCENTAGE	100.0	100.0	100.0	100.0	57.1	100.0	100.0							82.3

PANOLA

Occupation	Full-time Employees	Part-time Employees	Hours Worked Part-time	Funded Open Vacancies	Additional Anticipated Vacancies for 1971
1.01 Dietitian, Other	1				1
1.10 Food Ser Mgr	2				
2.00 MT, ASCP	2				
2.01 MT, AMT	3				
3.00 RT, ARRT	2			1	
3.01 RT, Other	1				
3.10 X-Ray Asst	1				
4.10 MRT, AAMRL	1				
4.11 MRT, Other	2				
4.21 Med Lib, Other	1				
5.60 IT, ARIT	1				
5.61 IT, Other	1				
6.00 Pharmacists		1	12		
6.10 Pharmacy Asst	1				
7.00 RN	13	2	34	1	4
7.10 LVN	59	5	100	6	10
7.20 Aides/Orderlies	21	2	40		
7.30 Surgical Tech Aide	3				
8.21 Den Asst, Other	4	1	20		
8.40 Den Hygienist	1			1	
9.00 Food Service	27	4	64		
9.10 Laundry	2				
9.20 Housekeeping	17				
9.30 Maintenance	4	1	16		
9.40 Management	4				
9.45 Mgr, Long-term Fac	1				
9.50 Secretarial, Clerical	11				

PARKER COUNTY

	Hospitals	Nursing Homes	Higher Educ	Secondary Educ	Doc of Medicine	Doc of Osteo	Doc of Optom	Doc of Dentistry						TOTALS
NUMBER SURVEYED	1	3	1	2	14	1	2	7						31
NUMBER RETURNED	1	3	1	2	12	1	2	6						28
PERCENTAGE	100.0	100.0	100.0	100.0	85.7	100.0	100.0	85.7						90.3

Occupation	Full-time Employees	Part-time Employees	Hours Worked Part-time	Funded Open Vacancies	Additional Anticipated Vacancies for 1971
1.00 Dietitian, ADA	1	3	18		
1.01 Dietitian, Other	4				
1.10 Food Ser Mgr	8				
2.00 MT, ASCP	2				
2.02 MT, Other	2				
2.30 EKG	1				
2.50 CLA	1				
2.51 Lab Asst/Aide	3	1	5		
3.00 RT, ARRT	1				
3.01 RT, Other	1				
3.10 X-Ray Asst	1				
4.00 MRL, AAMRL		1	6		
4.01 MRL, Other	1				
4.21 Med Lib, Other	1				
6.00 Pharmacists		1	12		
7.00 RN	9	6	102	1	
7.10 LVN	59	11	220		
7.20 Aides/Orderlies	75	10	200		
7.30 Surgical Tech Aide	1				

**PARKER**

Occupation	Full-time Employees	Part-time Employees	Hours Worked Part-time	Funded Open Vacancies	Additional Anticipated Vacancies for 1971
8.00 Medical Typist	1				
8.01 Med Asst, Other		1	20		
8.20 Den Asst, AADA	4				
8.21 Den Asst, Other	6	1	17		1
8.40 Den Hygienist	1	1	24		
8.81 Optom Asst	1	1	25		
9.00 Food Service	13				
9.10 Laundry	1				
9.20 Housekeeping	5				
9.30 Maintenance	3	1	16		
9.40 Management	3				
9.45 Mgr, Long-term Fac	3				
9.50 Secretarial, Clerical	8	1	10		
9.60 Other Non-Pro & Tech	15	4	42		

**PARMER COUNTY**

	Hospitals	Secondary Educ	Doc of Medicine	Doc of Dentistry	Doc of Osteo	Doc of Optom								TOTALS
NUMBER SURVEYED	1	2	3	2	1	1								10
NUMBER RETURNED	0	2	3	2	0	0								7
PERCENTAGE	0.0	100.0	100.0	100.0	0.0	0.0								70.0

Occupation	Full-time Employees	Part-time Employees	Hours Worked Part-time	Funded Open Vacancies	Additional Anticipated Vacancies for 1971
2.00 MT, ASCP	1				
2.51 Lab Asst/Aide	1				
3.00 RT, ARRT	1				
7.00 RN	2				
7.10 LVN	1				
8.01 Med Asst, Other	2	1	8		
8.21 Den Asst, Other	2				
8.30 Den Lab Tech	2				
9.50 Secretarial, Clerical	3				
9.60 Other Non-Pro & Tech	3	2	16		

**PECOS COUNTY**

	Hospitals	Nursing Homes	Secondary Educ	Doc of Medicine	Doc of Dentistry	Doc of Optom								TOTALS
NUMBER SURVEYED	2	1	2	6	2	1								13
NUMBER RETURNED	2	1	2	3	2	1								11
PERCENTAGE	100.0	100.0	100.0	50.0	100.0	100.0								84.6

Occupation	Full-time Employees	Part-time Employees	Hours Worked Part-time	Funded Open Vacancies	Additional Anticipated Vacancies for 1971
1.00 Dietitian, ADA	1				
1.01 Dietitian, Other	1	1	15		
1.10 Food Ser Mgr	2				
2.00 MT, ASCP	1				
2.01 MT, AMT	2				
2.50 CLA	1				
2.51 Lab Asst/Aide	1				
3.00 RT, ARRT		1	20	1	



**PECOS**

Occupation	Full-time Employees	Part-time Employees	Hours Worked Part-time	Funded Open Vacancies	Additional Anticipated Vacancies for 1971
4.10 MRT, AAMRL	1				
4.21 Med Lib, Other	1				
7.00 RN	13	3	54	2	5
7.10 LVN	18	1	20	2	
7.20 Aides/Orderlies	35	13	260		
8.01 Med Asst, Other	2				
8.10 Ward Clerk	2	1	20		
8.21 Den Asst, Other	3	1	30		
8.81 Optom Asst	1				
9.00 Food Service	5	2	32		
9.10 Laundry	1	1	17		
9.20 Housekeeping	8	1	20		
9.30 Maintenance	1				
9.40 Management	2				
9.45 Mgr, Long-term Fac	1	1	12		
9.50 Secretarial, Clerical	8	1	20		
9.60 Other Non-Pro & Tech	2				

**POLK COUNTY**

	Hospitals	Nursing Homes	Secondary Educ	Doc of Medicine	Doc of Dentistry	Doc of Optom							TOTALS
NUMBER SURVEYED	1	1	2	6	3	1							14
NUMBER RETURNED	1	1	2	2	2	1							9
PERCENTAGE	100.0	100.0	100.0	33.3	66.7	100.0							64.2

Occupation	Full-time Employees	Part-time Employees	Hours Worked Part-time	Funded Open Vacancies	Additional Anticipated Vacancies for 1971
1.00 Dietitian, ADA		1	6		
1.01 Dietitian, Other	1				
1.10 Food Ser Mgr	1				
2.00 MT, ASCP	1				1
2.01 MT, AMT	1				
2.02 MT, Other	1				
3.00 RT, ARRT				1	
3.01 RT, Other	1				
4.10 MRT, AAMRL	1				
7.00 RN	7	1	17	3	4
7.10 LVN	21	3	60		
7.20 Aides/Orderlies	16	5	100		
8.00 Medical Typist	1				1
8.01 Med Asst, Other	1				
8.10 Ward Clerk		1	20		3
8.21 Den Asst, Other	1				
8.81 Optom Asst	3				
9.00 Food Service	6				
9.20 Housekeeping	4	1	20		
9.30 Maintenance	2	2	32		
9.40 Management		1	17		
9.45 Mgr, Long-term Fac	1				
9.50 Secretarial, Clerical	3				

**POTTER COUNTY**

	Hospitals	Nursing Homes	Public Health	Higher Educ	Secondary Educ	Laboratories	Doc of Medicine	Doc of Dentistry	Doc of Osteo	Doc of Podiatry	Doc of Optom	MH/MR	TOTALS
NUMBER SURVEYED	7	9	1	1	3	4	143	60	13	7	17	2	272
NUMBER RETURNED	7	2	1	1	1	4	102	42	12	6	13	2	192
PERCENTAGE	100.0	22.2	100.0	100.0	33.3	100.0	71.3	70.0	66.7	85.7	76.5	100.0	70.5

POTTER

Occupation	Full-time Employees	Part-time Employees	Hours Worked Part-time	Funded Open Vacancies	Additional Anticipated Vacancies for 1971
1.00 Dietitian, ADA	6	1	6	1	
1.01 Dietitian, Other	1				1
1.10 Food Ser Mgr	2			1	2
2.00 MT, ASCP	42	6	100	3	4
2.01 MT, AMT	13	7	110	1	1
2.02 MT, Other	15	3	60	2	
2.11 CYTO, Other	1				
2.20 HISTO, ASCP	2				
2.21 HISTO, Other	5				
2.30 EKG	3	1	17		
2.50 CLA	8	2	40	1	1
2.51 Lab Asst/Aide	11	4	58	2	2
3.00 RT, ARRT	36	5	98	4	4
3.01 RT, Other	1	1	20		
3.10 X-Ray Asst	7	4	60		
3.20 Rad Therapy, ARRT	3				
4.00 MRL, AAMRL	4			1	2
4.01 MRL, Other	1				
4.10 MRT, AAMRL	4				2
4.11 MRT, Other	2				
5.00 OT, AOTA	2			2	1
5.01 OT, Other	2				
5.11 OTA, Other	7				1
5.20 PT, APTA/ARPT	3	2	60	2	2
5.21 PT, Other	1	1	8	2	1
5.30 PTA	8	3	30		
5.41 Speech Path, Other	2				
5.50 Recreation Therapy	1			2	
5.60 IT, ARIT	1			1	1
5.61 IT, Other	18				1
5.70 Social Wkr, Masters	5			1	1
5.71 Social Wkr, Other	6				
5.80 Social Wkr, Asst	1				
6.00 Pharmacists	12	3	36		
6.10 Pharmacy Asst	4	3	60		
7.00 RN	373	79	1,356	24	32
7.10 LVN	290	108	2,245	35	20
7.20 Aides/Orderlies	413	68	1,360	35	43
7.30 Surgical Tech Aide	37	1	15	2	1
8.00 Medical Typist	27	4	60		3
8.01 Med Asst, AAMA	4				1
8.01 Med Asst, Other	17	8	129	1	
8.10 Ward Clerk	80	4	80		8
8.20 Den Asst, AADA	18	4	87		2
8.21 Den Asst, Other	30	12	268		7
8.30 Den Lab Tech	2	5	110	2	1
8.40 Den Hygienist	4	11	199	2	4
8.81 Optom Asst	3	12	98		
8.83 Optom Lab Tech	6				
8.84 Dispens Optician	16				1
8.91 Pod Asst, Other	9				
8.50 Other Pro & Tech	15	1	4	2	
9.00 Food Service	158	35	552	4	18
9.10 Laundry	20	2	34		
9.20 Housekeeping	120	13	249	3	14
9.30 Maintenance	74	1	16	3	17
9.40 Management	59			4	2
9.45 Mgr, Long-term Fac	1				
9.50 Secretarial, Clerical	219	38	718	6	10
9.60 Other Non-Pro & Tech	234	29	580	1	18

PRESIDIO COUNTY

	Secondary Educ	Doc of Medicine	Doc of Osteo	Doc of Dentistry								TOTALS
NUMBER SURVEYED	1	2	1	2								6
NUMBER RETURNED	1	0	0	0								1
PERCENTAGE	100.0	0.0	0.0	0.0								16.7



**PRESIDIO**

Occupation	Full-time Employees	Part-time Employees	Hours Worked Part-time	Funded Open Vacancies	Additional Anticipated Vacancies for 1971
7.00 RN	1				

**RAINS COUNTY**

	/ / / / / / / / / / / / / / / /											TOTALS		
NUMBER SURVEYED	NONE													
NUMBER RETURNED														
PERCENTAGE														

**RANDALL COUNTY**

	Hospitals	Nursing Homes	Higher Educ	Doc of Medicine	Doc of Dentistry	Doc of Optom	/ / / / / / / / / / / /							TOTALS
NUMBER SURVEYED	1	1	1	5	3	1								12
NUMBER RETURNED	1	1	1	5	3	1								12
PERCENTAGE	100.0	100.0	100.0	100.0	100.0	100.0								100.0

Occupation	Full-time Employees	Part-time Employees	Hours Worked Part-time	Funded Open Vacancies	Additional Anticipated Vacancies for 1971
1.00 Dietitian, ADA		3	18		
1.10 Food Ser Mgr	1				1
2.00 MT, ASCP	2				
2.01 MT, AMT	1				
2.51 Lab Asst/Aide		1	20		
3.00 RT, ARRT	2	1	20		
3.01 RT, Other		1	20		
4.00 MRL, AAMRL					1
4.01 MRL, Other	1				
5.20 PT, APTA/ARPT	1				
5.30 PTA		2	20		
6.00 Pharmacists		1	12		1
7.00 RN	15	4	68	2	2
7.10 LVN	3	3	60	2	2
7.20 Aides/Orderlies	14	4	80	3	6
7.30 Surgical Tech Aide	1				
8.01 Med Asst, Other	2				
8.10 Ward Clerk					1
8.21 Den Asst, Other	3				
8.81 Optom Asst	1				
8.83 Optom Lab Tech					1
8.50 Other Pro & Tech	1				
9.00 Food Service	3	3	48	1	1
9.20 Housekeeping	4	2	40	1	
9.30 Maintenance		1	16	1	
9.40 Management	2				
9.50 Secretarial, Clerical	8	6	120		1
9.60 Other Non-Pro & Tech	2	2	40		

**REAGAN COUNTY**

	Hospitals	Doc of Medicine	Doc of Dentistry										TOTALS
NUMBER SURVEYED	1	2	1										4
NUMBER RETURNED	0	1	1										2
PERCENTAGE	0.0	50.0	100.0										50.0

Occupation	Full-time Employees	Part-time Employees	Hours Worked Part-time	Funded Open Vacancies	Additional Anticipated Vacancies for 1971
2.00 MT, ASCP	1				
3.00 RT, ARRT	1				
7.10 LVN	1				
8.21 Den Asst, Other	1				1
8.40 Den Hygienist				1	
9.50 Secretarial, Clerical	4				

**REAL COUNTY**

	Secondary Educ	Doc of Osteo											TOTALS
NUMBER SURVEYED	1	1											2
NUMBER RETURNED	1	0											1
PERCENTAGE	100.0	0.0											50.0

Occupation	Full-time Employees	Part-time Employees	Hours Worked Part-time	Funded Open Vacancies	Additional Anticipated Vacancies for 1971
7.00 RN	1				

**RED RIVER COUNTY**

	Hospitals	Nursing Homes	Secondary Educ	Doc of Medicine	Doc of Dentistry	Doc of Osteo							TOTALS
NUMBER SURVEYED	1	2	1	7	1	1							13
NUMBER RETURNED	1	1	1	6	1	0							10
PERCENTAGE	100.0	50.0	100.0	85.7	100.0	0.0							77.0

Occupation	Full-time Employees	Part-time Employees	Hours Worked Part-time	Funded Open Vacancies	Additional Anticipated Vacancies for 1971
1.00 Dietitian, ADA	1	1	6		
1.10 Food Ser Mgr	1				
2.00 MT, ASCP		1	20		
2.01 MT, AMT	1				
2.51 Lab Asst/Aide	2				
3.01 RT, Other	3				
3.10 X-Ray Asst	1				

**RED RIVER**

Occupation	Full-time Employees	Part-time Employees	Hours Worked Part-time	Funded Open Vacancies	Additional Anticipated Vacancies for 1971
4.00 MRL, AAMRL		1	6		
4.10 MRT, AAMRL	1				
4.11 MRT, Other	3				
5.61 IT, Other	1				
5.80 Social Wkr, Asst	1	1	20		
7.00 RN	12	3	55		
7.10 LVN	27				
7.20 Aides/Orderlies	26	4	80		
7.30 Surgical Tech Aide	2				
8.00 Med Asst, AAMA	3	1	15		
8.01 Med Asst, Other	3				
8.10 Ward Clerk	4	1	20		
8.21 Den Asst, Other	1				
9.00 Food Service	14	2	32		
9.10 Laundry	1				
9.20 Housekeeping	16	3	60		
9.30 Maintenance	1	1	16		
9.40 Management	4				
9.50 Secretarial, Clerical	10				
9.60 Other Non-Pro & Tech	1	2	45		

**REEVES COUNTY**

	Hospitals	Nursing Homes	Secondary Educ	Laboratories	Doc of Medicine	Doc of Dentistry							TOTALS
NUMBER SURVEYED	1	1	1	1	7	5	1						17
NUMBER RETURNED	1	1	1	1	4	4	1						13
PERCENTAGE	100.0	100.0	100.0	100.0	57.1	80.0	100.0						76.5

Occupation	Full-time Employees	Part-time Employees	Hours Worked Part-time	Funded Open Vacancies	Additional Anticipated Vacancies for 1971
1.00 Dietitian, ADA		1	6		
1.10 Food Ser Mgr	1				
2.00 MT, ASCP				1	1
2.01 MT, AMT	1				
2.02 MT, Other	2				
3.00 RT, ARRT				1	1
3.01 RT, Other	1				
4.01 MRL, Other				1	1
4.11 MRT, Other	1				
4.21 Med Lib, Other	1				
7.00 RN	8	1	17	3	3
7.10 LVN	9	1	20	2	3
7.20 Aides/Orderlies	36	1	20		
7.30 Surgical Tech Aide	2				
8.01 Med Asst, Other	3	2	44		
8.10 Ward Clerk	2				
8.21 Den Asst, Other	4				
8.40 Den Hygienist				1	1
8.81 Optom Asst	1	1	20		
9.00 Food Service	13				
9.10 Laundry	1				
9.20 Housekeeping	7	1	20		
9.30 Maintenance	2	1	16		
9.40 Management	1				
9.45 Mgr, Long-time Fac	1				
9.50 Secretarial, Clerical	7	1	15		
9.60 Other Non-Pro & Tech	2				

**REFUGIO COUNTY**

	Hospitals	Nursing Homes	Secondary Educ	Doc of Medicine	Doc of Dentistry	Doc of Optom								TOTALS
NUMBER SURVEYED	1	1	2	4	2	1								11
NUMBER RETURNED	1	1	2	3	2	1								10
PERCENTAGE	100.0	100.0	100.0	75.0	100.0	100.0								90.9

Occupation	Full-time Employees	Part-time Employees	Hours Worked Part-time	Funded Open Vacancies	Additional Anticipated Vacancies for 1971
1.00 Dietitian, ADA	2				1
1.01 Dietitian, Other					2
1.10 Food Ser Mgr	1				
2.00 MT, ASCP	2	1	20		
2.01 MT, AMT	2				
3.00 RT, ARRT	2				1
4.00 MRL, AAMRL	1				
4.21 Med Lib, Other	1	1	20		
7.00 RN	10	4	58		3
7.10 LVN	24	7	140	5	7
7.20 Aides/Orderlies	31	6	120		
7.30 Surgical Tech Aide	1				1
8.00 Medical Typist	1				
8.21 Den Asst, Other	3				
8.81 Optom Asst	1	2	39		
9.00 Food Service	4	2	32		
9.10 Laundry	2	1	17		
9.20 Housekeeping	10				
9.30 Maintenance	4				
9.40 Management	3				
9.45 Mgr, Long-term Fac	1				
9.50 Secretarial, Clerical	12	2	44		
9.60 Other Non-Pro & Tech	1				

**ROBERTS COUNTY**

	Doc of Osteo													TOTALS
NUMBER SURVEYED	1													1
NUMBER RETURNED	1													1
PERCENTAGE	100.0													100.0

**ROBERTSON COUNTY**

	Hospitals	Nursing Homes	Secondary Educ	Doc of Medicine	Doc of Osteo	Doc of Dentistry								TOTALS
NUMBER SURVEYED	1	2	1	8	2	4								18
NUMBER RETURNED	1	0	1	3	1	3								9
PERCENTAGE	100.0	0.0	100.0	37.5	50.0	75.0								50.0

**ROBERTSON**

Occupation	Full-time Employees	Part-time Employees	Hours Worked Part-time	Funded Open Vacancies	Additional Anticipated Vacancies for 1971
2.00 MT, ASCP	1	1	4		
2.01 MT, AMT	1				1
2.02 MT, Other		1	20		
3.00 RT, ARRT	1	1	20		
3.01 RT, Other		2	14		1
4.11 MRT, Other	1				
7.00 RN	8	1	17	3	1
7.10 LVN	3	1	20		
7.20 Aides/Orderlies	8	2	40	1	1
8.00 Medical Typist	1	1	15	1	1
8.01 Med Asst, Other	1				
8.21 Den Asst, Other	5	1	25	1	1
8.30 Den Lab Tech		1	12		
8.40 Den Hygienist	1				
9.00 Food Service	3	1	16		
9.20 Housekeeping	4				
9.40 Management	3				
9.50 Secretarial, Clerical	6	4	50		1
9.60 Other Non-Pro & Tech	2	1	8		1

**ROCKWELL COUNTY**

	Hospitals	Nursing Homes	Doc of Medicine	Doc of Osteo	Doc of Dentistry								TOTALS
NUMBER SURVEYED	1	1	1	2	1								6
NUMBER RETURNED	1	0	1	2	1								5
PERCENTAGE	100.0	0.0	100.0	100.0	100.0								83.3

Occupation	Full-time Employees	Part-time Employees	Hours Worked Part-time	Funded Open Vacancies	Additional Anticipated Vacancies for 1971
2.50 CLA	1				
7.00 RN	2	1	16		
7.10 LVN	7				
7.20 Aides/Orderlies		4	80		
8.21 Den Asst, Other	1				
8.40 Den Hygienist				1	1
9.50 Secretarial, Clerical	4				
9.60 Other Non-Pro & Tech	6				2

**RUNNELS COUNTY**

	Hospitals	Nursing Homes	Secondary Educ	Doc of Medicine	Doc of Dentistry	Doc of Optom							TOTALS
NUMBER SURVEYED	2	2	3	4	5	1							17
NUMBER RETURNED	2	1	2	3	2	0							10
PERCENTAGE	100.0	50.0	66.7	75.0	40.0	0.0							58.8

**RUNNELS**

Occupation	Full-time Employees	Part-time Employees	Hours Worked Part-time	Funded Open Vacancies	Additional Anticipated Vacancies for 1971
1.00 Dietitian, ADA	0	2	12		
1.01 Dietitian, Other	1	1	15		
2.00 MT, ASCP	1	2	16		
2.01 MT, AMT		1	20		
2.51 Lab Asst/Aide	1				
3.00 RT, ARRT	1				
3.01 RT, Other	1	1	20		
3.10 X-Ray Asst	1				
4.00 MRL, AAMRL	0	1	6		
4.01 MRL, Other	1				
4.11 MRT, Other	1				
6.00 Pharmacists	0	1	12		
7.00 RN	12	1	17		
7.10 LVN	21	6	116		
7.20 Aides/Orderlies	18	5	100		
8.00 Med Asst, AAMA	1	1	16		
8.01 Med Asst, Other	1				
8.10 Ward Clerk	3				
8.21 Den Asst, Other	2				1
9.00 Food Service	7	3	48		
9.20 Housekeeping	4				
9.30 Maintenance	2	1	16		
9.40 Management	2				
9.50 Secretarial, Clerical	5				
9.60 Other Non-Pro & Tech	2	1	20		

**RUSK COUNTY**

	Hospitals	Nursing Homes	Secondary Educ	Doc of Medicine	Doc of Osteo	Doc of Dentistry	Doc of Optom						TOTALS
NUMBER SURVEYED	2	2	3	13	1	6	2						29
NUMBER RETURNED	2	2	3	8	1	5	1						22
PERCENTAGE	100.0	100.0	100.0	61.5	100.0	33.3	50.0						75.8

Occupation	Full-time Employees	Part-time Employees	Hours Worked Part-time	Funded Open Vacancies	Additional Anticipated Vacancies for 1971
1.00 Dietitian, ADA	1	2	12		
1.01 Dietitian, Other	1	1	5	1	1
1.10 Food Ser Mgr	1				
2.00 MT, ASCP	2				
2.01 MT, AMT	5	1	32	1	
2.02 MT, Other	3	1	20		
2.51 Lab Asst/Aide	3	2	30		
3.00 RT, ARRT	2				
3.01 RT, Other	4	2	42		
3.10 X-Ray Asst	2				
4.00 MRL, AAMRL		1	6		
4.01 MRL, Other	2				
4.11 MRT, Other	1	2	40		
4.30 MRL, Nursing Home		1	4		
5.20 PT, APTA/ARPT					1
5.30 PTA					1
5.60 IT, ARIT				1	1
5.61 IT, Other	2				
5.71 Social Wkr, Other		1	6		
6.00 Pharmacists	1	3	36		
6.10 Pharmacy Asst	3	1	20		
7.00 RN	24	2	34	11	10
7.10 LVN	85	11	220	1	
7.20 Aides/Orderlies	78	23	460		
7.30 Surgical Tech Aide	1				



**RUSK**

Occupation	Full-time Employees	Part-time Employees	Hours Worked Part-time	Funded Open Vacancies	Additional Anticipated Vacancies for 1971
8.01 Med Asst, Other		1	20		
8.20 Den Asst, AADA	1				
8.21 Den Asst, Other	4				
8.81 Optom Asst	1	1	20		
9.00 Food Service	29	5	80		
9.10 Laundry	5				
9.20 Housekeeping	25	2	40		
9.30 Maintenance	4	5	80		
9.40 Management	5				
9.45 Mgr, Long-term Fac	1				1
9.50 Secretarial, Clerical	26	4	106	1	

**SABINE COUNTY**

	Hospitals	Nursing Homes	Secondary Educ	Doc of Medicine	Doc of Osteo	Doc of Dentistry							TOTALS
NUMBER SURVEYED	2	1	1	2	2	1							9
NUMBER RETURNED	1	0	1	0	1	1							4
PERCENTAGE	50.0	0.0	100.0	0.0	50.0	100.0							44.4

Occupation	Full-time Employees	Part-time Employees	Hours Worked Part-time	Funded Open Vacancies	Additional Anticipated Vacancies for 1971
1.00 Dietitian, ADA		1	17		1
1.10 Food Ser Mgr	1				
2.02 MT, Other	1				
3.21 Rad Therapy, Other	1				
4.21 Med Lib, Other	1				
6.00 Pharmacists	1				
7.00 RN	2				
7.10 LVN	2				
7.20 Aides/Orderlies	3				
8.01 Med Asst, Other	2	1	4		
8.21 Den Asst, Other	1				
9.50 Secretarial, Clerical	2				

**SAN AUGUSTINE COUNTY**

	Hospitals	Nursing Homes	Secondary Educ	Doc of Medicine	Doc of Dentistry								TOTALS
NUMBER SURVEYED	1	1	1	4	2								9
NUMBER RETURNED	1	1	1	3	0								6
PERCENTAGE	100.0	100.0	100.0	75.0	0.0								66.7

Occupation	Full-time Employees	Part-time Employees	Hours Worked Part-time	Funded Open Vacancies	Additional Anticipated Vacancies for 1971
1.00 Dietitian, ADA	1				
1.01 Dietitian, Other	2				
2.01 MT, AMT	1				
5.71 Social Wkr, Other	1				



**SAN AUGUSTINE**

Occupation	Full-time Employees	Part-time Employees	Hours Worked Part-time	Funded Open Vacancies	Additional Anticipated Vacancies for 1971
7.00 RN	5	1	17		
7.10 LVN	10	3	60		2
7.20 Aides/Orderlies	30	4	80		5
7.30 Surgical Tech Aide	1				
8.00 Medical Typist	1				
8.01 Med Asst, Other	3				
8.10 Ward Clerk	2				
9.00 Food Service	7	2	34		
9.10 Laundry	1	1	17		
9.20 Housekeeping	6				
9.30 Maintenance	2				
9.40 Management	1				
9.50 Secretarial, Clerical	2				
9.60 Other Non-Pro & Tech		1	20		

**SAN JACINTO COUNTY**

	Secondary Educ	Doc of Osteo											TOTALS
NUMBER SURVEYED	2	2											4
NUMBER RETURNED	2	1											3
PERCENTAGE	100.0	50.0											75.0

Occupation	Full-time Employees	Part-time Employees	Hours Worked Part-time	Funded Open Vacancies	Additional Anticipated Vacancies for 1971
7.00 RN	3				
8.01 Med Asst, Other	0	1	16		

**SAN PATRICIO COUNTY**

	Hospitals	Nursing Homes	Public Health	Secondary Educ	Doc of Medicine	Doc of Osteo	Doc of Dentistry	Doc of Optom						TOTALS
NUMBER SURVEYED	5	3	1	5	19	9	10	1						53
NUMBER RETURNED	3	3	1	5	11	4	7	0						34
PERCENTAGE	60.0	100.0	100.0	100.0	57.9	44.4	70.0	0.0						64.2

Occupation	Full-time Employees	Part-time Employees	Hours Worked Part-time	Funded Open Vacancies	Additional Anticipated Vacancies for 1971
1.00 Dietitian, ADA		3	18		
1.01 Dietitian, Other	6	4	50		
1.10 Food Ser Mgr					1
2.00 MT, ASCP	3				
2.01 MT, AMT	3	1	20		1
2.02 MT, Other	1				
2.51 Lab Asst/Aide		2	40		
3.00 RT, ARRT	2	1	20		
3.01 RT, Other	1	1	15		1
4.01 MRL, Other	1				1
4.10 MRT, AAMRL	2				
4.11 MRT, Other	1				
4.30 MRL, Nursing Home	1				

**SAN PATRICIO**

Occupation	Full-time Employees	Part-time Employees	Hours Worked Part-time	Funded Open Vacancies	Additional Anticipated Vacancies for 1971
5.00 OT, AOTA					1
5.11 OTA, Other	3				
5.20 PT, APTA/ARPT		1	8		1
5.30 PTA	3				
5.60 IT, ARIT					1
5.71 Social Wkr, Other		1	6		
6.00 Pharmacists		3	36		
7.00 RN	38	1	17	4	16
7.10 LVN	50	4	80		7
7.20 Aides/Orderlies	83	6	120		6
7.30 Surgical Tech Aide	5				
8.00 Medical Typist	2				
8.01 Med Asst, Other	6	2	60		
8.10 Ward Clerk	13	3	60		
8.20 Den Asst, AADA	3				
8.21 Den Asst, Other	8				
8.40 Den Hygienist		1	4		1
9.00 Food Service	20	1	16		3
9.10 Laundry	3	1	17		1
9.20 Housekeeping	21				2
9.30 Maintenance	6	2	32		1
9.40 Management	4	1	17		
9.45 Mgr, Long-term Fac	2				
9.50 Secretarial, Clerical	18	3	26	1	3
9.60 Other Non-Pro & Tech	8	1	8		

**SAN SABA COUNTY**

	Hospitals	Nursing Homes	Secondary Educ	Doc of Medicine	Doc of Dentistry									TOTALS
NUMBER SURVEYED	1	2	1	3	1									8
NUMBER RETURNED	1	2	1	3	1									8
PERCENTAGE	100.0	100.0	100.0	100.0	100.0									100.0

Occupation	Full-time Employees	Part-time Employees	Hours Worked Part-time	Funded Open Vacancies	Additional Anticipated Vacancies for 1971
1.00 Dietitian, ADA	1	2	12		
1.10 Food Ser Mgr	5	1	17		
2.01 MT, AMT	2				
3.00 RT, ARRT	1				
4.10 MRT, AAMRL	1				
5.71 Social Wkr, Other	1				
6.00 Pharmacists	3				
7.00 RN	7				
7.10 LVN	26	2	40		
7.20 Aides/Orderlies	17	3	60		
9.00 Food Service	4	1	16		
9.10 Laundry	2	1	17		
9.20 Housekeeping	7	1	20		
9.30 Maintenance	1				
9.40 Management	4	1	17		
9.45 Mgr, Long-term Fac	2				
9.50 Secretarial, Clerical	4	2	36		

**SCHLEICHER COUNTY**

	Hospitals	Nursing Homes	Secondary Educ	Doc of Medicine											TOTALS
NUMBER SURVEYED	1	1	1	1											4
NUMBER RETURNED	1	1	1	1											4
PERCENTAGE	100.0	100.0	100.0	100.0											100.0

Occupation	Full-time Employees	Part-time Employees	Hours Worked Part-time	Funded Open Vacancies	Additional Anticipated Vacancies for 1971
1.00 Dietitian, ADA		2	12		
1.01 Dietitian, Other	4				
2.02 MT, Other	1				
2.30 EKG	1				
3.10 X-Ray Asst	1				
4.01 MRL, Other	1				
4.10 MRT, AAMRL		1	20		
4.30 MRL, Nursing Home	1				
6.10 Pharmacy Asst		1	20		
7.00 RN	7				6
7.10 LVN	8				2
7.20 Aides/Orderlies	35				
8.00 Medical Typist	1				
8.00 Med Asst, AAMA	1				
8.01 Med Asst, Other	1				
9.00 Food Service	5				
9.20 Housekeeping	2				
9.30 Maintenance	2				
9.40 Management	1				
9.45 Mgr, Long-term Fac		1	12		
9.50 Secretarial, Clerical	3	1	30		

**SCURRY COUNTY**

	Hospitals	Nursing Homes	Public Health	Secondary Educ	Doc of Medicine	Doc of Dentistry	Doc of Optom								TOTALS
NUMBER SURVEYED	2	2	1	1	7	4	2								19
NUMBER RETURNED	2	1	1	1	7	4	1								17
PERCENTAGE	100.0	50.0	100.0	100.0	100.0	100.0	50.0								89.5

Occupation	Full-time Employees	Part-time Employees	Hours Worked Part-time	Funded Open Vacancies	Additional Anticipated Vacancies for 1971
1.00 Dietitian, ADA	1	2	12		
1.01 Dietitian, Other	2				
1.10 Food Ser Mgr	2				
2.01 MT, AMT	2	1	20		
2.02 MT, AMT	1				
2.50 CLA	1				
2.51 Lab Asst/Aide	1				
3.00 RT, ARRT	2				
3.01 RT, Other	1	1	15		
4.01 MRL, Other		1	10		
1.10 MRT, AAMRL	1				
4.11 MRT, Other	1				

**SCURRY**

Occupation	Full-time Employees	Part-time Employees	Hours Worked Part-time	Funded Open Vacancies	Additional Anticipated Vacancies for 1971
5.00 OT, AOTA					1
5.20 PT, APTA/ARPT					1
5.60 IT, ARIT	1				
5.61 IT, Other	1				
5.70 Social Wkr, Masters					1
6.00 Pharmacists		2	24		
6.10 Pharmacy Asst	1				
7.00 RN	21	4	73	1	
7.10 LVN	50	11	240	1	2
7.20 Aides/Orderlies	42	16	320		
8.00 Med Asst, AAMA	1			1	1
8.10 Ward Clerk	6			1	
8.21 Den Asst, Other	5	2	38		
8.81 Optom Asst	2	1	20		
8.84 Dispen Optician	1	1	20		
8.50 Other Pro & Tech	4				
9.00 Food Service	8	1	16		
9.20 Housekeeping	16	1	20		
9.30 Maintenance	6	2	32		
9.40 Management	4				
9.50 Secretarial, Clerical	24	7	139		
9.60 Other Non-Pro & Tech	5	10	200		

**SHACKELFORD COUNTY**

	Hospitals	Nursing Homes	Doc of Medicine	Doc of Dentistry									TOTALS
NUMBER SURVEYED	1	1	2	1									5
NUMBER RETURNED	1	1	2	1									5
PERCENTAGE	100.0	100.0	100.0	100.0									100.0

Occupation	Full-time Employees	Part-time Employees	Hours Worked Part-time	Funded Open Vacancies	Additional Anticipated Vacancies for 1971
1.00 Dietitian, ADA	1	1	6		
1.10 Food Ser Mgr	1				
2.00 MT, ASCP		1	20		
2.01 MT, AMT	1	1	20		
2.02 MT, Other	1				
2.10 CYTO, ASCP		1	20		
2.30 EKG	1	1	17		
3.00 RT, ARRT		1	20		
3.01 RT, Other	2				
3.10 X-Ray Asst	1				
4.00 MRL, AAMRL		1	6		
4.01 MRL, Other	1				
6.00 Pharmacists		1	12		
7.00 RN	4				
7.10 LVN	12	3	60		
7.20 Aides/Orderlies	10	9	180		
8.00 Medical Typist	1				
8.01 Med Asst, Other	1				
8.20 Den Asst, AADA	1				
9.00 Food Service	6	2	32		
9.20 Housekeeping	2				
9.30 Maintenance	2				
9.40 Management	1				
9.45 Mgr, Long-term Fac	1				
9.50 Secretarial, Clerical	1	2	13		
9.60 Other Non-Pro & Tech		1	20		

**SHELBY COUNTY**

	Hospitals	Nursing Homes	Home Health	Doc of Medicine	Doc of Osteo	Doc of Dentistry	Doc of Optom							TOTALS
NUMBER SURVEYED	2	2	1	7	1	5	1							19
NUMBER RETURNED	1	2	1	3	1	2	1							11
PERCENTAGE	50.0	100.0	100.0	42.9	100.0	40.0	100.0							57.9

Occupation	Full-time Employees	Part-time Employees	Hours Worked Part-time	Funded Open Vacancies	Additional Anticipated Vacancies for 1971
1.00 Dietitian, ADA	1	1	6		
1.10 Food Ser Mgr	1				
2.01 MT, AMT	1				
2.51 Lab Asst/Aide	1				
3.00 Rt, ARRT	1				
4.00 MRL, AAMRL		1	6		
4.01 MRL, Other	1				
5.20 PT, APTA/ARPT		1	20		
5.21 PT, Other	1				
5.71 Social Wkr, Other	1				
7.00 RN	6				1
7.10 LVN	20	5	100		2
7.20 Aides/Orderlies	34	5	100		30
7.40 Home Health Aide	2				1
8.00 Medical Typist	2				
8.01 Med Asst, Other	2				
8.10 Ward Clerk		1	20		
8.21 Den Asst, Other	2				
8.30 Den Lab Tech		1	20		
8.81 Optom Asst	1				1
9.00 Food Service	13	2	32		
9.10 Laundry	2	1	17		
9.20 Housekeeping	7	1	20		
9.30 Maintenance	2	2	32		
9.40 Management	2				
9.45 Mgr, Long-term Fac	1	1	12		
9.50 Secretarial, Clerical	7	2	40		
9.60 Other Non-Pro & Tech	4				1

**SHERMAN COUNTY**

	Doc of Dentistry													TOTALS
NUMBER SURVEYED	1													1
NUMBER RETURNED	0													0
PERCENTAGE	0.0													0.0

**SMITH COUNTY**

	Hospitals	Nursing Homes	Public Health	Laboratories	Higher Educ	Secondary Educ	Doc of Medicine	Doc of Osteo	Doc of Dentistry	Doc of Podiatry	Doc of Optom	MH/MR		TOTALS
NUMBER SURVEYED	7	7	1	4	3	3	127	9	45	2	6	1		215
NUMBER RETURNED	6	5	1	3	2	2	95	7	34	2	4	1		162
PERCENTAGE	85.7	71.4	100.0	75.0	66.7	66.7	74.8	77.8	75.6	100.0	66.7	100.0		75.3

## SMITH

Occupation	Full-time Employees	Part-time Employees	Hours Worked Part-time	Funded Open Vacancies	Additional Anticipated Vacancies for 1971
1.00 Dietitian, ADA	4	4	24		
1.01 Dietitian, Other	3	1	5		
1.10 Food Ser Mgr	7				
2.00 MT, ASCP	15	4	70	1	2
2.01 MT, AMT	20	5	84	1	1
2.02 MT, Other	12	3	60		
2.10 CYTO, ASCP	1				
2.21 HISTO, Other	4	1	15		
2.30 EKG	3	1	17		1
2.40 EEG	2				
2.50 CLA	1	1	20		
2.51 Lab Asst/Aide	25	9	160		3
3.00 RT, ARRT	21	8	128	1	2
3.10 Rt, Other	3				
3.20 X-Ray Asst	5	1	15		
3.20 Rad Therapy, ARRT	3				
4.00 MRL, AAMRL	3				
4.01 MRL, Other	1				1
4.10 MRT, AAMRL	1				
4.21 Med Lib, Other	9				2
4.30 MRL, Nursing Home		1	4		
5.00 OT, AOTA	1				
5.01 OT, Other		3	33		
5.11 OTA, Other	3				
5.20 PT, APTA/ARPT	3	1	8	1	3
5.21 PT, Other	1				
5.30 PTA	6	1	10		2
5.40 Speech Path, ASHA	2	2	20		
5.41 Speech Path, Other					2
5.50 Recreation Therapy	1	1	20		
5.60 IT, ARIT					3
5.61 IT, Other	16				4
5.70 Social Wkr, Masters	3			1	
5.71 Social Wkr, Other	3	1	6		
5.80 Social Wkr, Asst	1				
6.00 Pharmacists	8	7	84	1	1
6.10 Pharmacy Asst	3	2	40		1
7.00 RN	160	37	629	32	15
7.10 LVN	249	52	971	7	20
7.20 Aides/Orderlies	410	52	1,001	21	20
7.30 Surgical Tech Aide	12	2	30	2	9
8.00 Medical Typist	21	6	90	2	5
8.00 Med Asst, AAMA	9			1	1
8.01 Med Asst, Other	33	4	117	1	2
8.10 Ward Clerk	30	6	120	2	6
8.20 Den Asst, AADA	11			1	1
8.21 Den Asst, Other	37	9	153	2	4
8.30 Den Lab Tech	4	295	5,900		
8.40 Den Hygienist	5	5	72	2	5
8.81 Optom Asst	3	1	20		2
8.82 Optom Tech	1				
8.83 Optom Lab Tech	2	1	9		
8.84 Dispen Optician	4				
8.91 Pod Asst, Other	2				
8.50 Other Pro & Tech	7	1	10		
9.00 Food Service	138	31	496	2	6
9.10 Laundry	43	3	51	2	4
9.20 Housekeeping	100	22	440	2	12
9.30 Maintenance	48	6	48	1	3
9.40 Management	53				1
9.45 Mgr, Long-term Fac	7				
9.50 Secretarial, Clerical	217	34	666	1	11
9.60 Other Non-Pro & Tech	96	51	944	2	9

**SOMERVELL COUNTY**

	Hospitals	Nursing Homes	Doc of Medicine										TOTALS
NUMBER SURVEYED	1	1	3										5
NUMBER RETURNED	1	1	1										3
PERCENTAGE	100.0	100.0	33.3										60.0

Occupation	Full-time Employees	Part-time Employees	Hours Worked Part-time	Funded Open Vacancies	Additional Anticipated Vacancies for 1971
1.10 Food Ser Mgr	2				1
2.02 MT, Other	1				
2.30 EKG	1				
3.00 RT, ARRT	1				
4.01 MRL, Other	1				
7.00 RN	2	2	34		
7.10 LVN	3				
7.20 Aides/Orderlies	18	1	20		
8.00 Medical Typist	1				
8.10 Ward Clerk	1				
9.00 Food Service	2	1	16		
9.20 Housekeeping	2				
9.40 Management	1				
9.50 Secretarial, Clerical	1				

**STARR COUNTY**

	Hospitals	Public Health	Secondary Educ.	Doc of Medicine									TOTALS
NUMBER SURVEYED	2	1	1	4									8
NUMBER RETURNED	1	1	1	3									6
PERCENTAGE	50.0	100.0	100.0	75.0									75.0

Occupation	Full-time Employees	Part-time Employees	Hours Worked Part-time	Funded Open Vacancies	Additional Anticipated Vacancies for 1971
1.00 Dietitian, ADA		1	6		
1.10 Food Ser Mgr	1				
2.00 MT, ASCP	1				
2.51 Lab Asst/Aide		2	40		
3.01 RT, Other	2				
4.00 MRL, AAMRL		1	6		
4.11 MRT, Other	1				
6.00 Pharmacists	1				
7.00 RN	5			3	3
7.10 LVN	7	1	20	2	3
7.20 Aides/Orderlies	11	4	80		
8.00 Medical Typist	2	1	3		
8.01 Med Asst, Other		1	3		
9.20 Housekeeping	2				
9.50 Secretarial, Clerical	7	2	23		
9.60 Other Non-Pro & Tech	3	1	20		



**STEPHENS COUNTY**

	Hospitals	Nursing Homes	Secondary Educ	Doc of Medicine	Doc of Dentistry	Doc of Optom								TOTALS
NUMBER SURVEYED	1	2	1	4	3	1								12
NUMBER RETURNED	1	2	1	3	2	1								10
PERCENTAGE	100.0	100.0	100.0	75.0	66.7	100.0								83.3

Occupation	Full-time Employees	Part-time Employees	Hours Worked Part-time	Funded Open Vacancies	Additional Anticipated Vacancies for 1971
1.00 Dietitian, ADA		2	12		
1.10 Food Ser Mgr	1				
2.01 MT, AMT	2	1	20	1	
3.00 RT, ARRT	1				
3.01 RT, Other		1	20	1	
4.01 MRL, Other	1				
7.00 RN	7	5	85	2	3
7.10 LVN	21	3	60	4	7
7.20 Aides/Orderlies	38	1	20		7
7.30 Surgical Tech Aide	1				
8.01 Med Asst, Other		1	24		
8.10 Ward Clerk	1				
8.20 Den Asst, AADA	1	1	20		
8.21 Den Asst, Other	1				
8.81 Optom Asst	1	1	24	1	1
9.00 Food Service	15				1
9.10 Laundry					1
9.20 Housekeeping	7	2	40		
9.30 Maintenance	2	1	16		
9.40 Management	3	3	51		
9.45 Mgr, Long-term Fac	3				
9.50 Secretarial, Clerical	5			1	1

**STERLING COUNTY**

	Hospitals	Secondary Educ	Doc of Medicine											TOTALS
NUMBER SURVEYED	1	1	1											3
NUMBER RETURNED	0	1	1											2
PERCENTAGE	0.0	100.0	100.0											66.7

Occupation	Full-time Employees	Part-time Employees	Hours Worked Part-time	Funded Open Vacancies	Additional Anticipated Vacancies for 1971
7.00 RN	1				

**STONEWALL COUNTY**

	Hospitals	Secondary Educ	Doc of Osteo											TOTALS
NUMBER SURVEYED	1	1	2											4
NUMBER RETURNED	1	1	0											2
PERCENTAGE	100.0	100.0	0.0											50.0

**STONEWALL**

Occupation	Full-time Employees	Part-time Employees	Hours Worked Part-time	Funded Open Vacancies	Additional Anticipated Vacancies for 1971
1.00 Dietitian, ADA		1	6		
1.10 Food Ser Mgr	1				
2.50 CLA		1	20	1	1
2.51 Lah Asst/Aide	1				
3.00 RT, ARRT				1	1
3.01 RT, Other	1				
4.00 MRL, AAMRL		1	5		
4.01 MRL, Other	1				
6.00 Pharmacists		1	12		
7.00 RN	2			2	2
7.10 LVN	8	1	20		
7.20 Aides/Orderlies	5	2	60		
9.00 Food Service	2				
9.20 Housekeeping	1				
9.30 Maintenance	1				
9.40 Management	1				
9.50 Secretarial, Clerical	1				

**SUTTON COUNTY**

	Hospitals	Doc of Medicine	Doc of Dentistry										TOTALS
NUMBER SURVEYED	1	2	2										5
NUMBER RETURNED	1	2	1										4
PERCENTAGE	100.0	100.0	50.0										80.0

Occupation	Full-time Employees	Part-time Employees	Hours Worked Part-time	Funded Open Vacancies	Additional Anticipated Vacancies for 1971
1.10 Food Ser Mgr	1				
3.00 RT, ARRT	1				
7.00 RN	2				
7.10 LVN	10	2	40		
7.20 Aides/Orderlies	5				
8.20 Den Asst, AADA	1				1
8.21 Den Asst, Other	1	1	20		
9.00 Food Service	2	1	16		
9.20 Housekeeping		1	20		
9.30 Maintenance	1	2	34		
9.40 Management	1				
9.50 Secretarial, Clerical	4	2	40		

**SWISHER COUNTY**

	Hospitals	Nursing Homes	Secondary Educ	Doc of Medicine	Doc of Osteo	Doc of Dentistry	Doc of Optom							TOTALS
NUMBER SURVEYED	1	1	2	4	1	3	1							13
NUMBER RETURNED	1	1	2	3	1	3	1							12
PERCENTAGE	100.0	100.0	100.0	75.0	100.0	100.0	100.0							92.3

**SWISHER**

Occupation	Full-time Employees	Part-time Employees	Hours Worked Part-time	Funded Open Vacancies	Additional Anticipated Vacancies for 1971
1.00 Dietitian, ADA		1	6		
1.01 Dietitian, Other	1				
2.00 MT, ASCP	1				
2.01 MT, AMT	3				
4.21 Med Lib, Other	1				
5.01 OT, Other		1	11		
5.71 Social Wkr, Other		1	6		
7.00 RN	8	2	34	1	2
7.10 LVN	11				1
7.20 Aides/Orderlies	20	7	140		
7.30 Surgical Tech Aide	2	1	15		
8.20 Den Asst, AADA	2				
8.21 Den Asst, Other	1				
8.30 Den Lab Tech		2	40		
8.81 Optom Asst	1				
9.00 Food Service	8	3	48		
9.10 Laundry		2	34		
9.20 Housekeeping	3				
9.30 Maintenance		1	16		
9.40 Management	2	1	17		
9.45 Mgr, Long-term Fac	1	1	12		
9.50 Secretarial, Clerical	6	2	40		
9.60 Other Non-Pro & Tech	2	1	18		

**TARRANT COUNTY**

	Hospitals	Nursing Homes	Public Health	Home Health Ctr	Laboratories	Higher Educ	Secondary Educ	Doc of Medicine	Doc of Osteo	Doc of Podiatry	Doc of Optom	Doc of Dentistry	MH/MR	Tot. TALS
NUMBER SURVEYED	32	43	2	2	12	5	15	656	121	15	53	289	2	1,247
NUMBER RETURNED	25	37	2	2	8	5	15	425	81	13	34	214	1	862
PERCENTAGE	78.1	86.0	100.0	100.0	66.7	100.0	100.0	64.8	66.9	86.7	64.2	74.1	50.0	69.1

Occupation	Full-time Employees	Part-time Employees	Hours Worked Part-time	Funded Open Vacancies	Additional Anticipated Vacancies for 1971
1.00 Dietitian, ADA	19	29	174	1	1
1.01 Dietitian, Other	41	14	180	1	1
1.10 Food Ser Mgr	47	3	51		2
2.00 MT, ASCP	143	35	648	10	7
2.01 MT, AMT	34	6	80	2	3
2.02 MT, Other	89	59	1,270	5	12
2.10 CYTO, ASCP	3				
2.11 CYTO, Other	1	1	20		1
2.20 HISTO, ASCP	12				1
2.21 HISTO, Other	7				1
2.30 EKG	24	6	102	1	1
2.40 EEG	6			1	
2.50 CLA	11	1	9		4
2.51 Lab Asst/Aide	92	43	810	3	5
3.00 RT, ARRT	120	35	610	2	3
3.01 RT, Other	34	7	136		2
3.10 X-Ray Asst	22	5	75		3
4.00 MRL, AAMRL	8	4	24		
4.01 MRL, Other	14	1	10	1	1
4.10 MRT, AAMRL	3				
4.11 MRT, Other	14	3	60		2
4.21 Med Lib, Other	23				
4.30 MRL, Nursing Home	2	6	24		
5.00 OT, AOTA	4	2	29	1	1
5.01 OT, Other	3				1
5.11 OTA, Other	3				
5.20 PT, APTA/ARPT	12	12	176	4	5
5.21 PT, Other	14	4	32		
5.30 PTA	12	1	10	1	1

**TARRANT**

Occupation	Full-time Employees	Part-time Employees	Hours Worked Part-time	Funded Open Vacancies	Additional Anticipated Vacancies for 1971
5.40 Speech Path, ASHA	1	4	40		
5.41 Speech Path, Other	3	2	40		
5.50 Recreation Therapy	8	1	20	1	
5.60 IT, ARIT	4				1
5.61 IT, Other	99	7	140		5
5.70 Social Wkr, Masters	14	13	230	1	4
5.71 Social Wkr, Other	15	9	96		2
5.80 Social Wkr, Asst	3				2
6.00 Pharmacists	43	13	156		4
6.10 Pharmacy Asst	55	44	880		9
7.00 RN	1,069	335	5,561	89	65
7.10 LVN	1,250	194	3,858	84	52
7.20 Aides/Orderlies	1,607	225	4,503	15	80
7.30 Surgical Tech Aide	106	18	285	4	3
7.40 Home Health Aide		1	22		4
8.00 Medical Typist	81	14	270		3
8.00 Med Asst, AAMA	35	2	24	2	6
8.01 Med Asst, Other	200	18	453		4
8.10 Ward Clerk	225	31	620	9	9
8.20 Den Asst, AADA	32	4	67	4	4
8.21 Den Asst, Other	225	53	1,017	5	16
8.30 Den Lab Tech	20	14	249	4	2
8.40 Den Hygienist	22	16	273	10	9
8.81 Optom Asst	24	3	71		
8.82 Optom Tech					2
8.83 Optom Lab Tech	8				
8.84 Dispens Optician	25	2	24		
8.90 Pod Asst, ARPA	8				1
8.91 Pod Asst, Other	9				2
8.50 Other Pro & Tech	90	3	32	1	5
9.00 Food Service	608	81	1,296	2	19
9.10 Laundry	184	6	102	2	5
9.20 Housekeeping	449	68	1,320	9	23
9.30 Maintenance	259	21	336	7	13
9.40 Management	156	6	102		2
9.45 Mgr, Long-term Fac	33	1	12		
9.50 Secretarial, Clerical	951	153	2,766	13	34
9.60 Other Non-Pro & Tech	675	183	3,469	34	24

**TAYLOR COUNTY**

	Hospitals	Nursing Homes	Public Health	Higher Educ	Secondary Educ	Laboratories	MH/MR	Doc of Medicine	Doc of Osteo	Doc of Dentistry	Doc of Podiatry	Doc of Optom	MH/MR	TOTALS
NUMBER SURVEYED	4	9	1	3	3	2	1	105	2	46	2	11	1	190
NUMBER RETURNED	3	6	1	3	3	1	0	68	2	36	2	6	1	132
PERCENTAGE	75.0	66.7	100.0	100.0	100.0	50.0	0.0	64.8	100.0	78.3	100.0	54.5	100.0	69.4

Occupation	Full-time Employees	Part-time Employees	Hours Worked Part-time	Funded Open Vacancies	Additional Anticipated Vacancies for 1971
1.00 Dietitian, ADA	7	2	12		
1.01 Dietitian, Other	1				
1.10 Food Ser Mgr	6				
2.00 MT, ASCP	22	6	120	1	2
2.01 MT, AMT	3			2	2
2.02 MT, Other	4	6	120		
2.10 CYTO, ASCP	1				
2.21 HISTO, Other	1				
2.30 EKG	1	2	34		
2.50 CLA				1	1
2.51 Lab Asst/Aide	12	2	40		
3.00 RT, ARRT	17	2	20		1
3.01 RT, Other	8				
3.10 X-Ray Asst	8	4	60		
3.30 Rad Therapy Asst		1	15		
4.00 MRL, AAMRL	1				
4.11 MRT, Other	12				
4.21 Med Lib, Other	1				

**TAYLOR**

Occupation	Full-time Employees	Part-time Employees	Hours Worked Part-time	Funded Open Vacancies	Additional Anticipated Vacancies for 1971
5.10 OTA, AOTA				1	
5.11 OTA, Other	1				
5.20 PT, APTA/ARPT	7	1	20	1	
5.30 PTA	13	1	10		
5.40 Speech Path, ASHA	2				
5.50 Recreation Therapy	1				
5.60 IT, ARIT	1				
5.61 IT, Other	17	2	40		
5.70 Social Wkr, Masters	3				
5.71 Social Wkr, Other	7				
6.00 Pharmacists	1	1	12		
6.10 Pharmacy Asst	2	1	20		
7.00 RN	157	26	452	1	
7.10 LVN	165	10	200	2	
7.20 Aides/Orderlies	853	40	800	33	10
7.30 Surgical Tech Aide	5				
8.00 Medical Typist	4	1	15		
8.00 Med Asst, AAMA	3				
8.01 Med Asst, Other	34	1	7		1
8.10 Ward Clerk	18				
8.20 Den Asst, AADA	5	2	60		
8.21 Den Asst, Other	34	9	158	1	2
8.30 Den Lab Tech	6	1	7		
8.40 Den Hygienist	2	2	25	2	
8.81 Optom Asst	4	2	47		1
8.84 Dispens Optician	1				
8.50 Other Pro & Tech	15			5	
9.00 Food Service	185	34	544	3	2
9.10 Laundry	47	5	85		
9.20 Housekeeping	91	12	240	1	
9.30 Maintenance	62	1	16		
9.40 Management	19			1	
9.45 Mgr, Long-term Fac	4				
9.50 Secretarial, Clerical	168	21	340	9	3
9.60 Other Non-Pro & Tech	94	12	210		1

**TERRELL COUNTY**

	Doc of Osteo												TOTALS
NUMBER SURVEYED	1												1
NUMBER RETURNED	1												1
PERCENTAGE	100.0												100.0

Occupation	Full-time Employees	Part-time Employees	Hours Worked Part-time	Full-time Equivalent	Funded Open Vacancies	Additional Anticipated Vacancies for 1971
7.10 LVN	1					

**TERRY COUNTY**

	Hospitals	Nursing Homes	Public Health	Secondary Educ	Doc of Medicine	Doc of Osteo	Doc of Dentistry	Doc of Optom					TOTALS
NUMBER SURVEYED	1	1	1	1	6	1	2	1					14
NUMBER RETURNED	1	1	1	1	4	1	1	1					11
PERCENTAGE	100.0	100.0	100.0	100.0	66.6	100.0	50.1	100.1					78.6

Occupation	Full-time Employees	Part-time Employees	Hours Worked Part-time	Funded Open Vacancies	Additional Anticipated Vacancies for 1971
1.00 Dietitian, ADA		2	12		
2.00 MT, ASCP	2				
2.01 MT, AMT	7				
2.50 CLA	1				
2.51 Lab Asst/Aide	1				
3.00 RT, ARRT	3				
3.01 RT, Other	2				
3.10 X-Ray Asst	1				
4.01 MRL, Other	1				
4.21 Med Lib, Other	1				
5.50 Recreation Therapy		1	20		
5.61 IT, Other	1				
7.00 RN	10	2	34		
7.10 LVN	31				
7.20 Aides/Orderlies	26	2	40		
7.30 Surgical Tech Aide	3				
8.01 Med Asst, Other	3				
8.10 Ward Clerk	4				
8.21 Den Asst, Other	1				
8.81 Optom Asst	1	1	20		
9.00 Food Service	11	1	16		
9.10 Laundry	1				
9.20 Housekeeping	8	1	20		
9.30 Maintenance	1	1	16		
9.40 Management	2	1	17		
9.50 Secretarial, Clerical	11				
9.60 Other Non-Pro & Tech	6				

**THROCKMORTON COUNTY**

	Hospitals	Nursing Homes	Doc of Medicine	Doc of Dentistry										TOTALS
NUMBER SURVEYED	1	1	2	2										6
NUMBER RETURNED	1	1	1	2										5
PERCENTAGE	100.0	100.0	50.0	100.0										83.3

Occupation	Full-time Employees	Part-time Employees	Hours Worked Part-time	Funded Open Vacancies	Additional Anticipated Vacancies for 1971
1.00 Dietitian, ADA		1	6		
1.10 Food Ser Mgr	1				
2.00 MT, ASCP	1				
2.01 MT, AMT	1				
3.00 RT, ARRT	1				
6.00 Pharmacists		1	12		
7.00 RN	3	1	8		
7.10 LVN	19	3	56	2	1
7.20 Aides/Orderlies	12	3	60		
8.21 Den Asst, Other	2	1	20		1
8.40 Den Hygienist		1	20		
9.00 Food Service	8	2	32		
9.10 Laundry	3	1	17		
9.20 Housekeeping	1				
9.30 Maintenance	3				
9.45 Mgr, Long-term Fac	1				
9.50 Secretarial, Clerical	4	1	24	1	
9.60 Other Non-Pro & Tech	4				

**TITUS COUNTY**

	Hospitals	Nursing Homes	Secondary Educ	Doc of Medicine	Doc of Dentistry	Doc of Osteo	Doc of Optom							TOTALS
NUMBER SURVEYED	2	3	1	9	7	6	2							30
NUMBER RETURNED	2	2	1	8	7	4	1							26
PERCENTAGE	100.0	66.7	100.0	88.9	100.0	66.7	50.0							86.7

Occupation	Full-time Employees	Part-time Employees	Hours Worked Part-time	Funded Open Vacancies	Additional Anticipated Vacancies for 1971
1.00 Dietitian, ADA	1	1	6		
1.01 Dietitian, Other	1				
1.10 Food Ser Mgr	1				
2.00 MT, ASCP				1	
2.01 MT, AMT	3				
2.02 MT, Other		1	20		
2.51 Lab Asst/Aide	3	1	20		
3.00 RT, ARRT	1				
3.01 RT, Other	1	2	35		
3.10 X-Ray Asst	1				
4.00 MRL, AAMRL				1	
4.01 MRL, Other	1				
4.11 MRT, Other	2				
5.20 PT, APTA/ARPT		1	20		
5.60 IT, ARIT	1				
5.61 IT, Other	1				
6.00 Pharmacists		2	24	1	1
6.10 Pharmacy Asst	1				
7.00 RN	11	7	119	7	4
7.10 LVN	47	12	240		
7.20 Aides/Orderlies	55	6	120		
7.30 Surgical Tech Aide	1	1	15	1	
8.01 Med Asst, Other	6				
8.21 Den Asst, Other	9				
9.00 Food Service	14	2	32		
9.10 Laundry	1				
9.20 Housekeeping	8	3	60		
9.30 Maintenance	4			1	
9.40 Management	4				
9.45 Mgr, Long-term Fac	1				
9.50 Secretarial, Clerical	10	2	40		
9.60 Other Non-Pro & Tech	2				

**TOM GREEN COUNTY**

	Hospitals	Nursing Homes	Public Health	Laboratories	Higher Educ	Secondary Educ	Doc of Medicine	Doc of Osteo	Doc of Dentistry	Doc of Podiatry	Doc of Optom	MH/MR		TOTALS
NUMBER SURVEYED	8	5	1	2	1	1	81	2	34	2	8	2		147
NUMBER RETURNED	6	5	1	1	1	1	35	0	27	2	7	2		88
PERCENTAGE	75.0	100.0	100.0	50.0	100.0	100.0	43.2	0.0	79.4	100.0	87.5	100.0		59.9

Occupation	Full-time Employees	Part-time Employees	Hours Worked Part-time	Funded Open Vacancies	Additional Anticipated Vacancies for 1971
1.00 Dietitian, ADA	2	6	36		1
1.01 Dietitian, Other	4				
1.10 Food Ser Mgr	10				1
2.00 MT, ASCP	29	3	40	1	6



Occupation	Full-time Employees	Part-time Employees	Hours Worked Part-time	Funded Open Vacancies	Additional Anticipated Vacancies for 1971
2.01 MT, AMT	6	3	60		
2.02 MT, Other	9				
2.10 CYTO, ASCP	1				
2.2 HISTO, Other	1				
2.30 EKG	3				1
2.40 EEG	1				1
2.50 CLA	6	1	20	3	1
2.51 Lab Asst/Aide	12	2	40		
3.00 RT, ARRT	13				1
3.01 RT, Other	2	2	30		
3.10 X-Ray Asst	2				
3.21 Radi Therapy, Other	1				
4.00 MRL, AAMRL	2	1	6		
4.10 MRT, AAMRL	5				
4.11 MRT, Other	9	1	20		
4.30 MRL, Nursing Home	2				1
5.00 OT, AOTA	2			1	2
5.01 OT, Other					1
5.20 PT, APTA/ARPT	2	1	8		
5.21 PT, Other	5				
5.30 PTA		2	20		
5.40 Speech Path, ASHA	1				
5.50 Recreation Therapy	3				
5.61 IT, Other	12	2	40		2
5.70 Social Wkr, Masters	1			3	1
5.71 Social Wkr, Other	4				5
6.00 Pharmacists	4	2	24		
6.10 Pharmacy Asst	6	4	80		
7.00 RN	161	34	562	33	33
7.10 LVN	204	26	520	18	24
7.20 Aides/Orderlies	424	40	320		30
7.30 Surgical Tech Aide	14	1	15		
8.00 Medical Typist	12				1
8.00 Med Asst, AAMA	2				1
8.01 Med Asst, Other	8				
8.10 Ward Clerk	4	4	80		5
8.20 Den Asst, AADA	7	2	40		1
8.21 Den Asst, Other	30	9	234		
8.30 Den Lab Tech		3	30		
8.40 Den Hygienist	2	2	40	2	
8.81 Optom Asst	5				1
8.82 Optom Tech					1
8.83 Optom Lab Tech	2	1	10		1
8.84 Dispen Optician	1				
8.91 Pod Asst, Other	2				
8.50 Other Pro & Tech	12	4	80		1
9.00 Food Service	143	34	544		1
9.10 Laundry	38	3	51		1
9.20 Housekeeping	118	4	80		3
9.30 Maintenance	83	4	64		2
9.40 Management	40				
9.45 Mgr, Long-term Fac	3				
9.50 Secretarial, Clerical	125	21	465		3
9.60 Other Non-Pro & Tech	52	12	248	1	4

**TRAVIS COUNTY**

	Hospitals	Nursing Homes	Public Health	Home Health Ctr	Laboratories	Higher Educ	Secondary Educ	MH/MR	Doc of Medicine	Doc of Dentistry	Doc of Osteo	Doc of Podiatry	Doc of Optom	TOTALS
NUMBER SURVEYED	9	33	2	3	4	4	3	4	428	140	11	9	18	668
NUMBER RETURNED	6	27	2	3	2	4	2	3	282	104	5	7	15	462
PERCENTAGE	66.7	81.8	100.0	100.0	50.0	100.0	66.7	75.0	65.9	74.3	45.4	77.8	83.3	69.1



TRAVIS

Occupation	Full-time Employees	Part-time Employees	Hours Worked Part-time	Funded Open Vacancies	Additional Anticipated Vacancies for 1971
1.00 Dietitian, ADA	19	11	66	1	
1.01 Dietitian, Other	7	2	20		
1.10 Food Ser Mgr	35	4	68	1	2
2.00 MT, ASCP	86	21	341	6	10
2.01 MT, AMT	25	6	21	1	3
2.02 MT, Other	12	10	200		
2.10 CYTO, ASCP	1				
2.21 HISTO, Other	3			1	
2.30 EKG	3				
2.50 CLA		3	60		3
2.51 Lab Asst/Aide	49	6	102		1
3.00 RT, ARRT	55	5	100	3	3
3.01 RT, Other	6			2	
3.10 X-Ray Asst	10	7	105		
3.20 Rad Therapy, ARRT	1				
3.21 Rad Therapy, Other	1				
4.00 MRL, AAMRL	2	1	6		
4.01 MRL, Other	4				
4.10 MRT, AAMRL	2				
4.11 MRT, Other	30	1	20	3	
4.20 Med Lib, MLA	7	3	60		
4.30 MRL, Nursing Home	2	1	4		
5.00 OT, AOTA				3	
5.01 OT, Other	2				
5.11 OTA, Other	3				
5.20 PT, APTA/ARPT	5	5	70	4	1
5.21 PT, Other	7				
5.30 PTA	18	2	20		1
5.40 Speech Path, ASHA	1	1	5		
5.41 Speech Path, Other	6	2	32		
5.50 Recreation Therapy	3	3	60	1	
5.60 IT, ARIT	2			2	1
5.61 IT, Other	19	3	60		
5.70 Social Wkr, Masters	6	4	65		
5.71 Social Wkr, Other	51	1	26		
5.80 Social Wkr, Asst	2	2	20		
6.00 Pharmacists	27	7	84		
6.10 Pharmacy Asst	2	13	260		
7.00 RN	689	154	2,685	124	38
7.10 LVN	361	38	762	41	25
7.20 Aides/Orderlies	2,514	106	2,120	96	38
7.30 Surgical Tech Aide	48	5	80		
7.40 Home Health Aide	4	1	20		
8.00 Medical Typist	21	7	160	4	3
8.00 Med Asst, AAMA	8	2	40		
8.01 Med Asst, Other	53	12	203	4	3
8.10 Ward Clerk	113	14	280	2	17
8.20 Den Asst, AADA	16	4	76	1	1
8.21 Den Asst, Other	122	18	303	8	17
8.30 Den Lab Tech	6	3	29	2	1
8.40 Den Hygienist	10	12	218	7	8
8.81 Optom Asst	10	3	61		
8.83 Optom Lab Tech	5				
8.84 Dispen Optician	17				
8.90 Pod Asst, ARPA	1				
8.91 Pod Asst, Other	8	1	4		1
8.50 Other Pro & Tech	76	24	500	3	
9.00 Food Service	542	49	784	22	1
9.10 Laundry	144	5	85	4	
9.20 Housekeeping	306	14	280	4	
9.30 Maintenance	318	10	160	4	10
9.40 Management	83	1	17	5	
9.45 Mgr, Long-term Fac	22	1	12	1	3
9.50 Secretarial, Clerical	1,116	78	1,475	69	26
9.60 Other Non-Prc & Tech	416	64	1,213	13	6

**TRINITY COUNTY**

	Hospitals	Nursing Homes	Secondary Educ	Doc of Medicine	Doc of Dentistry								TOTALS
NUMBER SURVEYED	2	1	1	5	1								10
NUMBER RETURNED	1	1	1	3	1								7
PERCENTAGE	50.0	100.0	100.0	60.0	100.0								70.0

Occupation	Full-time Employees	Part-time Employees	Hours Worked Part-time	Funded Open Vacancies	Additional Anticipated Vacancies for 1971
1.00 Dietitian, ADA		1	6		
1.01 Dietitian, Other		1	15		
1.10 Food Ser Mgr	1				
2.00 MT, ASCP					1
2.01 MT, AMT	2				
2.30 EKG		1	17		
3.01 RT, Other	2				1
3.10 X-Ray Asst	1				
4.00 MRL, AAMRL		1	6		
4.01 MRL, Other	1				
4.30 MRL, Nursing Home	1				
6.00 Pharmacists		1	12		
7.00 RN	9	4	68		
7.10 LVN	13				1
7.20 Aides/Orderlies	32				
8.01 Med Asst, Other					1
8.21 Den Asst, Other	1	2	40		
9.50 Secretarial, Clerical	1				
9.60 Other Non-Pro & Tech	4				2

**TYLER COUNTY**

	Hospitals	Nursing Homes	Secondary Educ	Doc of Medicine	Doc of Dentistry								TOTALS
NUMBER SURVEYED	1	2	3	4	4								14
NUMBER RETURNED	1	2	3	4	2								12
PERCENTAGE	100.0	100.0	100.0	100.0	50.0								85.7

Occupation	Full-time Employees	Part-time Employees	Hours Worked Part-time	Funded Open Vacancies	Additional Anticipated Vacancies for 1971
1.00 Dietitian, ADA		3	18		
1.10 Food Ser Mgr	2				
2.01 MT, AMT	1				
2.02 MT, Other		1	20		
3.10 X-Ray Asst	2				
4.10 MRT, AAMRL	1				
4.11 MRT, Other	1	1	20		
5.20 PT, APTA/ARPT					1
5.30 PTA					2
5.60 IT, ARIT					1
5.61 IT, Other					1
5.71 Social Wkr, Other		1	5		
6.00 Pharmacists		2	24		

**TYLER**

Occupation	Full-time Employees	Part-time Employees	Hours Worked Part-time	Funded Open Vacancies	Additional Anticipated Vacancies for 1971
7.00 RN	10			3	
7.10 LVN	24			5	
7.20 Aides/Orderlies	41	7	140		
7.30 Surgical Tech Aide	2	1	15		
8.01 Med Asst, Other	2	3	44		
8.21 Den Asst, Other	2				
8.30 Den Lab Tech		1	12		
9.00 Food Service	14	2	32		
9.10 Laundry	4	1	17		
9.20 Housekeeping	8	1	20		
9.30 Maintenance	2	1	16		
9.40 Management	1				
9.45 Mgr, Long-term Fac	2				
9.50 Secretarial, Clerical	10	2	20		

**UPSHUR COUNTY**

	Hospitals	Nursing Homes	Public Health	Secondary Educ	Doc of Medicine	Doc of Dentistry	Doc of Optom							TOTALS
NUMBER SURVEYED	2	2	1	3	6	5	1							20
NUMBER RETURNED	1	2	1	3	3	4	1							15
PERCENTAGE	50.0	100.0	100.0	100.0	50.0	80.0	100.0							75.0

Occupation	Full-time Employees	Part-time Employees	Hours Worked Part-time	Funded Open Vacancies	Additional Anticipated Vacancies for 1971
1.00 Dietitian, ADA		1	6		1
1.01 Dietitian, Other	1				
1.10 Food Ser Mgr	1				
2.02 MT, Other	2				
2.30 EKG	1				
3.01 RT, Other	1				
4.01 MRL, Other	2				
6.00 Pharmacists	1				
7.00 RN	12	4	56		
7.10 LVN	32	4	80		1
7.20 Aides/Orderlies	65	24	480		2
8.10 Ward Clerk	1				
8.21 Den Asst, Other	4	1	20		
8.81 Optom Asst	1				
9.00 Food Service	9	3	48		1
9.10 Laundry	4				
9.20 Housekeeping	9				
9.30 Maintenance	2				
9.40 Management	2				
9.45 Mgr, Long-term Fac	2				
9.50 Secretarial, Clerical	11	1	20		
9.60 Other Non-Pro & Tech		1	10		

**UPTON COUNTY**

	Hospitals	Secondary Educ	Doc of Medicine	Doc of Dentistry										TOTALS
NUMBER SURVEYED	2	1	3	1										7
NUMBER RETURNED	1	1	1	1										4
PERCENTAGE	50.0	100.0	33.3	100.0										57.2

**UPTON**

Occupation	Full-time Employees	Part-time Employees	Hours Worked Part-time	Funded Open Vacancies	Additional Anticipated Vacancies for 1971
1.00 Dietitian, ADA		1	6		
2.51 Lab Asst/Aide		1	20		
4.01 MRL, Other	1				
7.00 RN	5	2	34		
7.10 LVN	3	3	60		
7.20 Aides/Orderlies	2				
8.01 Med Asst, Other		1	20		
9.00 Food Service	2	2	32		
9.20 Housekeeping	2				
9.30 Maintenance	1				
9.40 Management	1				
9.50 Secretarial, Clerical	2	1	20		
9.60 Other Non-Pro & Tech	1				

**UVALDE COUNTY**

	Hospitals	Nursing Homes	Higher Educ	Secondary Educ	Doc of Medicine	Doc of Osteo	Doc of Dentistry	Doc of Optom						TOTALS
NUMBER SURVEYED	1	2	1	1	11	1	6	1						24
NUMBER RETURNED	1	0	1	1	4	0	4	1						12
PERCENTAGE	100.0	0.0	100.0	100.0	36.6	0.0	66.7	100.0						50.0

Occupation	Full-time Employees	Part-time Employees	Hours Worked Part-time	Funded Open Vacancies	Additional Anticipated Vacancies for 1971
1.00 Dietitian, ADA					1
1.01 Dietitian, Other	1				
1.10 Food Ser Mgr	2				
2.00 MT, ASCP		2	40		1
2.01 MT, AMT	2	1	13		
2.51 Lab Asst/Aide	1	2	40		
3.00 RT, ARRT					1
3.01 RT, Other	1				
4.00 MRL, AAMRL					1
4.01 MRL, Other	1				
4.11 MRT, Other	3				
5.00 OT, AOTA					1
5.20 PT, APTA/ARPT	1				
5.60 IT, ARIT					1
6.00 Pharmacists		1	12		1
6.10 Pharmacy Asst	1				
7.00 RN	12	1	17	3	4
7.10 LVN	17	3	60	1	3
7.20 Aides/Orderlies	6				
7.30 Surgical Tech Aide		1	15		1
8.01 Med Asst, Other	4				
8.10 Ward Clerk	3	1	25		1
8.40 Den Hygienist					1
8.84 Dispen Optician	1				
9.00 Food Service	13	4	64	2	2
9.10 Laundry	3				
9.20 Housekeeping	8				3
9.30 Maintenance	10				1
9.40 Management	2				3
9.50 Secretarial, Clerical	14				2
9.60 Other Non-Pro & Tech	3				

**VAL VERDE COUNTY**

	Hospitals	Nursing Homes	Public Health	Laboratories	Secondary Educ	Doc of Medicine	Doc of Osteo	Doc of Dentistry	Doc of Optom					TOTALS
NUMBER SURVEYED	2	2	1	1	2	12	1	5	1					27
NUMBER RETURNED	2	2	1	1	1	8	0	4	1					20
PERCENTAGE	100.0	100.0	100.0	100.0	50.0	66.7	0.0	80.0	100.0					74.0

Occupation	Full-time Employees	Part-time Employees	Hours Worked Part-time	Funded Open Vacancies	Additional Anticipated Vacancies for 1971
1.00 Dietitian, ADA		3	18		
1.10 Food Ser Mgr	2				
2.00 MT, ASCP	1				
2.01 MT, AMT	3				1
2.02 MT, Other	2				
2.10 CYTO, ASCP	1			1	1
2.51 Lab Asst/Aide	3	1	8	1	1
3.00 RT, ARRT	2			1	1
3.01 RT, Other	2	1	8		
3.10 X-Ray Asst	1			1	
4.00 MRL, AAMRL		1	6		
4.01 MRL, Other	1				
4.11 MRT, Other	2				
4.30 MRL, Nursing Home		1	4		
6.00 Pharmacists		2	24		
7.00 RN	18	4	68	1	1
7.10 LVN	15	7	140		
7.20 Aides/Orderlies	58	13	260		2
7.30 Surgical Tech Aide	4				
8.00 Medical Typist	2			2	2
8.00 Med Asst, AAMA	2				
8.01 Med Asst, Other	8	1	8	2	
8.21 Den Asst, Other	4				
8.30 Den Lab Tech		1	10		
8.40 Den Hygienist				1	1
8.81 Optom Asst	2				
8.50 Other Pro & Tech	1				
9.00 Food Service	21	3	48		2
9.10 Laundry	3				
9.20 Housekeeping	15				1
9.30 Maintenance	4	1	16		
9.40 Management	4	2	20	2	2
9.45 Mgr, Long-term Fac	2				
9.50 Secretarial, Clerical	14	2	18	1	5
9.60 Other Non-Pro & Tech	3	1	8		

**VAN ZANDT COUNTY**

	Hospitals	Nursing Homes	Secondary Educ	Doc of Medicine	Doc of Osteo	Doc of Dentistry								TOTALS
NUMBER SURVEYED	2	6	1	7	2	4								22
NUMBER RETURNED	2	5	1	5	1	3								17
PERCENTAGE	100.0	83.3	100.0	71.4	50.0	75.1								77.2

Occupation	Full-time Employees	Part-time Employees	Hours Worked Part-time	Funded Open Vacancies	Additional Anticipated Vacancies for 1971
1.00 Dietitian, ADA	1	4	24		
1.01 Dietitian, Other	2	1	15		
1.10 Food Ser Mgr	4	1	17		
2.00 MT, ASCP		1	4		

VAN ZANOT

Occupation	Full-time Employees	Part-time Employees	Hours Worked Part-time	Funded Open Vacancies	Additional Anticipated Vacancies for 1971
2.01 MT, AMT	2				
2.02 MT, Other	2	1	20		
3.00 RT, ARRT	1				
3.01 RT, Other	2	1	15		
3.10 X-Ray Asst		1	15		
4.01 MRL, Other	1	1	10		
4.21 Med Lib, Other		2	40		
4.30 MRL, Nursing Home	3				
5.71 Social Wkr, Other	1	1	6		
6.00 Pharmacists		1	12		
7.00 RN	7			7	7
7.10 LVN	28	4	80	2	2
7.20 Aides/Orderlies	88	12	240		1
8.00 Medical Typist	1			1	
8.01 Med Ass., Other	7				
8.10 Ward Clerk				1	
8.21 Oen Asst, Other	3				
8.30 Oen Lab Tech	1				
8.40 Oen Hygienist				1	
9.00 Food Service	16	7	112		
9.10 Laundry	4	1	17		
9.20 Housekeeping	14	4	80		
9.30 Maintenance	4	1	16		
9.40 Management	5	1	17		
9.45 Mgr, Long-term. Fac	5	1	12		
9.50 Secretarial, Clerical	10	3	60	1	
9.60 Other Non-Pro & Tech	5	2	11		

VICTORIA COUNTY

	Hospitals	Nursing Homes	Public Health	Laboratories	Higher Educ	Secondary Educ	Doc of Medicine	Doc of Osteo	Doc of Podiatry	Doc of Optom	Doc of Dentistry	MH/MR	TOTALS
NUMBER SURVEYED	3	3	1	3	1	5	56	1	2	5	21	1	102
NUMBER RETURNED	2	2	1	1	1	2	36	1	2	4	17	1	70
PERCENTAGE	66.7	66.7	100.0	33.3	100.0	40.0	64.3	100.0	100.0	80.0	80.9	100.0	68.6

Occupation	Full-time Employees	Part-time Employees	Hours Worked Part-time	Funded Open Vacancies	Additional Anticipated Vacancies for 1971
1.00 Dietitian, ADA		4	24		
1.01 Dietitian, Other	3	1	15		
1.10 Food Ser Mgr	2			1	1
2.00 MT, ASCP	5				
2.01 MT, AMT	4				
2.02 MT, Other	3	1	20		
2.30 EKG	2				
2.50 CLA	2	1	20		
2.51 Lab Asst/Aide	2	1	20		
3.00 RT, ARRT	9	2	20		
3.01 RT, Other	3				
3.10 X-Ray Asst	1				
4.00 MRL, AAMRL	1	1	6		
4.01 MRL, Other	1				
4.11 MRT, Other	4				
4.30 MRL, Nursing Home		1	4		
5.00 OT, AOTA		1	9		
5.20 PT, APTA/ARPT	3				
5.30 PTA	1				
5.40 Speech Path, ASHA		1	10		
5.60 IT, ARIT	1				
5.61 IT, Other	8				
5.70 Social Wkr, Masters		1	5		
5.71 Social Wkr, Other	2	1	6		
6.00 Pharmacists	1	1	12		
6.10 Pharmacy Asst	1				

**VICTORIA**

Occupation	Full-time Employees	Part-time Employees	Hours Worked Part-time	Funded Open Vacancies	Additional Anticipated Vacancies for 1971
7.00 RN	48	8	139	9	1
7.10 LVN	97	15	306	1	1
7.20 Aides/Drderlies	116	19	380		
7.30 Surgical Tech Aide	3	1	15	1	
8.00 Medical Typist	4			1	
8.00 Med Asst, AAMA	3				
8.01 Med Asst, Dther	15	4	40		2
8.10 Ward Clerk	15	1	20		
8.20 Den Asst, AADA	3	1	16	1	
8.21 Den Asst, Dther	16	3	40	1	1
8.30 Den Lab Tech	2	2	31		1
8.40 Den Hygienist	2	4	56	2	1
8.81 Dptom Asst	5	2	70		
8.82 Dptom Tech				2	1
8.84 Dispen Dptician	2				1
8.91 Pod Asst, Dther	2	1	16		
9.00 Food Service	38	5	80		
9.10 Laundry	6				
9.20 Housekeeping	39	1	20		
9.30 Maintenance	8				1
9.40 Management	5				
9.45 Mgr, Long-term Fac	2				1
9.50 Secretarial, Clerical	82	15	227	1	2
9.60 Dther Non-Pro & Tech	24	1	20		

**WALKER COUNTY**

	Hospitals	Nursing Homes	Higher Educ	Secondary Educ	Doc of Medicine	Doc of Dentistry	Doc of Optom							TOTALS
NUMBER SURVEYED	3	1	1	1	13	7	1							27
NUMBER RETURNED	3	1	1	1	10	5	1							22
PERCENTAGE	100.0	100.0	100.0	100.0	76.9	71.4	100.0							81.5

Occupation	Full-time Employees	Part-time Employees	Hours Worked Part-time	Funded Open Vacancies	Additional Anticipated Vacancies for 1971
1.00 Dietitian, ADA		1	6		
1.01 Dietitian, Dther	2				
1.10 Food Ser Mgr	1				
2.00 MT, ASCP	2				
2.01 MT, AMT	2				
2.30 EKG	1				
2.50 CLA					1
2.51 Lab Asst/Aide					1
3.00 RT, ARRT	3				1
4.30 MRL, Nursing Home		1	4		
6.00 Pharmacists		1	12		
6.10 Pharmacy Asst	1				
7.00 RN	18	1	3		
7.10 LVN	18	3	46	4	4
7.20 Aides/Drderlies	38				
8.00 Medical Typist	3				
8.01 Med Asst, Dther	3				
8.10 Ward Clerk	1				
8.20 Den Asst, AADA	2				
8.21 Den Asst, Dther	5	2	58	1	
8.40 Den Hygienist	2				
9.00 Food Service	9				
9.20 Housekeeping	10	1	20		
9.30 Maintenance	3	1	16		
9.40 Management	2				
9.45 Mgr, Long-term Fac	1				
9.50 Secretarial, Clerical	13	8	40		
9.60 Other Non-Pro & Tech	14	4	50		

**WALLER COUNTY**

	Hospitals	Nursing Homes	Higher Educ	Secondary Educ	Doc of Medicine	Doc of Dentistry							TOTALS
NUMBER SURVEYED	1	1	1	1	5	1							10
NUMBER RETURNED	1	1	1	1	3	1							8
PERCENTAGE	100.0	100.0	100.0	100.0	60.0	100.0							80.0

Occupation	Full-time Employees	Part-time Employees	Hours Worked Part-time	Funded Open Vacancies	Additional Anticipated Vacancies for 1971
1.00 Dietitian, ADA		1	6		
1.01 Dietitian, Other	7	2	34		
2.01 MT, AMT	1	1	5		
2.02 MT, Other	1	1	20		
2.30 EKG	2				
3.00 RT, ARRT		1	20		
3.01 RT, Other	2				
3.10 X-Ray Asst	2				
4.00 MRL, AAMRL		1	6		
4.01 MRL, Other	1	1	10		
5.71 Social Wkr, Other	2				
7.00 RN	12				
7.10 LVN	16	4	80	1	
7.20 Aides/Orderlies	44	9	180		
8.00 Med Asst, AAMA					1
8.01 Med Asst, Other	1	1	20		
9.00 Food Service	7				
9.10 Laundry	3				
9.20 Housekeeping	7	2	40		
9.30 Maintenance	2				
9.40 Management	1				
9.45 Mgr, Long-term Fac	1				
9.50 Secretarial, Clerical	8				
9.60 Other Non-Pro & Tech	1	1	20		

**WARD COUNTY**

	Hospitals	Nursing Homes	Secondary Educ	Doc of Medicine	Doc of Dentistry	Doc of Optom							TOTALS
NUMBER SURVEYED	1	1	1	6	3	1							13
NUMBER RETURNED	1	1	1	3	2	1							9
PERCENTAGE	100.0	100.0	100.0	50.0	66.7	100.0							69.2

Occupation	Full-time Employees	Part-time Employees	Hours Worked Part-time	Funded Open Vacancies	Additional Anticipated Vacancies for 1971
1.00 Dietitian, ADA		1	6		
1.10 Food Ser Mgr	1				
2.00 MT, ASCP	2				
2.01 MT, AMT	1				
3.00 RT, ARRT	1				
3.01 RT, Other	2				
4.21 Med Lib, Other	1				
5.20 PT, APTA/ARPT					1
5.30 PTA					1
5.60 IT, ARIT					1
5.61 IT, Other					1



**WARD**

Occupation	Full-time Employees	Part-time Employees	Hours Worked Part-time	Funded Open Vacancies	Additional Anticipated Vacancies for 1971
7.00 RN	9	1	17	2	2
7.10 LVN	16	11	220	2	
7.20 Aides/Orderlies	29	3	60	1	
7.30 Surgical Tech Aide	1			1	
8.01 Med Asst, Other	1				
8.20 Den Asst, AADA	1				
8.21 Den Asst, Other	2				
9.00 Food Service	7	4	64		
9.10 Laundry	2	1	17		
9.20 Housekeeping	8	1	20		
9.30 Maintenance	3				1
9.40 Management	1				1
9.45 Mgr, Long-time Fac	1				
9.50 Secretarial, Clerical	7	1	20		

**WASHINGTON COUNTY**

	Hospitals	Nursing Homes	Higher Educ	Secondary Educ	Doc of Medicine	Doc of Dentistry	Doc of Osteo	Doc of Optom						TOTALS
NUMBER SURVEYED	3	2	1	1	12	8	2	2						31
NUMBER RETURNED	1	1	1	1	7	3	2	1						17
PERCENTAGE	33.3	50.0	50.0	100.0	58.3	37.5	100.0	50.0						54.9

Occupation	Full-time Employees	Part-time Employees	Hours Worked Part-time	Funded Open Vacancies	Additional Anticipated Vacancies for 1971
1.00 Dietitian, ADA	1	1	6		
1.10 Food Ser Mgr	1				
2.01 MT, AMT	2				
2.51 Lab Asst/Aide	1	2	50		
3.00 RT, ARRT	1	1	8		
3.01 RT, Other	1				
3.10 X-Ray Asst		1	15		
4.20 Med Lib, MLA		1	20		
5.61 IT, Other		1	20		
6.10 Pharmacy Asst	1				
7.00 RN	12	3	51		
7.10 LVN	11	6	120		
7.20 Aides/Orderlies	40	7	140		
7.30 Surgical Tech Aide	2	1	15		
8.00 Medical Typist		1	15		
8.10 Ward Clerk	1	1	20		
8.21 Den Asst, Other	2	3	80		
8.30 Den Lab Tech				1	
8.40 Den Hygienist				2	
8.81 Optom Asst		1	24		
9.00 Food Service	11	2	32		
9.10 Laundry	3	1	17		
9.20 Housekeeping	7	5	100		
9.30 Maintenance	2	1	16		1
9.40 Management	5				
9.50 Secretarial, Clerical	9	8	162	1	1
9.60 Other Non-Pro & Tech	11	4	80		

**WEBB COUNTY**

	Hospitals	Nursing Homes	Public Health	Higher Educ	Secondary Educ	Laboratories	Doc of Medicine	Doc of Dentistry	Doc of Osteo	Doc of Optom				TOTALS
NUMBER SURVEYED	1	2	1	1	5	1	40	1	7	4				63
NUMBER RETURNED	1	0	1	1	3	1	20	0	5	4				36
PERCENTAGE	100.0	0.0	100.0	100.0	60.0	100.0	50.0	0.0	71.4	100.0				57.2

Occupation	Full-time Employees	Part-time Employees	Hours Worked Part-time	Funded Open Vacancies	Additional Anticipated Vacancies for 1971
1.00 Dietitian, ADA				1	
1.10 Food Ser Mgr	3				
2.00 MT, ASCP	6	1	20		
2.01 MT, AMT		1	18		
2.02 MT, Other	5				
2.30 EKG	2			1	
2.50 CLA	9				
2.51 Lab Asst/Aide	4				
3.00 RT, ARRT	6	2	40	1	
3.01 RT, Other	3			1	
4.10 MRT, AAMRL	1				
5.61 IT, Other	1				
5.80 Social Wkr, Asst				1	
6.00 Pharmacists	2				
6.10 Pharmacy Asst	6	1	20		
7.00 RN	57	9	153	18	2
7.10 LVN	100	8	145	8	
7.20 Aides/Orderlies	158	7	140	25	
7.30 Surgical Tech Aide	5	2	30		
8.00 Medical Typist	7				
8.00 Med Asst, AAMA	13			5	
8.01 Med Asst, Other	10	1	1		
8.21 Den Asst, Other	8				
8.30 Den Lab Tech	1				
8.40 Den Hygienist	2				
8.81 Optom Asst	7	5	106		
8.82 Optom Tech	1				
8.83 Optom Lab Tech	5				
8.84 Dispen Optician	4	3	60		
8.50 Other Pro & Tech	19	2	40		
9.00 Food Service	39	4	64	3	
9.10 Laundry	25				
9.20 Housekeeping	39			2	
9.30 Maintenance	19			2	
9.40 Management	4	1	17	5	
9.50 Secretarial, Clerical	105	2	36	6	2
9.60 Other Non-Pro & Tech	25	7	130		

**WHARTON COUNTY**

	Hospitals	Nursing Homes	Higher Educ	Secondary Educ	Doc of Medicine	Doc of Osteo	Doc of Dentistry	Doc of Optom						TOTALS
NUMBER SURVEYED	6	4	1	5	40	3	14	4						77
NUMBER RETURNED	6	4	1	5	25	2	11	3						57
PERCENTAGE	100.0	100.0	100.0	100.0	62.5	66.7	78.5	75.0						74.0

WHARTON

Occupation	Full-time Employees	Part-time Employees	Hours Worked Part-time	Funded Open Vacancies	Additional Anticipated Vacancies for 1971
1.00 Dietitian, ADA	1	2	12	3	2
1.01 Dietitian, Other	2	2	34		1
1.10 Food Ser Mgr	5			2	2
2.00 MT, ASCP	8	1	10	2	1
2.01 MT, AMT	3	1	24	2	
2.02 MT, Other	3				
2.20 HISTO, ASCP	1			1	
2.30 EKG	3	1	17		
2.40 EEG		1	15		
2.50 CLA	4				
2.51 Lab Asst/Aide	6	5	90	2	
3.00 RT, ARRT	8			1	1
3.01 RT, Other	3	2	25		
3.10 X-Ray Asst	4				
4.00 MRL, AAMRL				1	
4.10 MRT, AAMRL	3			1	1
4.11 MRT, Other	2	1	20		
5.00 OT, AOTA		1	20	2	2
5.10 OTA, AOTA	2	1	20		
5.11 OTA, Other	1				
5.20 PT, APTA/ARPT	3	1	8	2	2
5.30 PTA	6				
5.40 Speech Path, ASHA		1	10		
5.41 Speech Path, Other		1	20		
5.50 Recreation Therapy				1	2
5.60 IT, ARIT	1			1	
5.61 IT, Other	6	1	20		
5.70 Social Wkr, Masters		1	20		
5.71 Social Wkr, Other	2				
5.80 Social Wkr, Asst				2	2
6.00 Pharmacists	2				
7.00 RN	38	6	103	12	6
7.10 LVN	116	13	260	25	11
7.20 Aides/Orderlies	201	16	320	5	5
7.30 Surgical Tech Aide	15	4	60	3	2
8.01 Med Asst, Other	5				
8.10 Ward Clerk	15	1	20	3	2
8.20 Den Asst, AADA	2				
8.21 Den Asst, Other	14	2	32		3
8.40 Den Hygienist	5	1	20		1
8.81 Optom Asst	3	1	15		
8.50 Other Pro & Tech	1				
9.00 Food Service	43	3	48	2	4
9.10 Laundry	12	1	17		
9.20 Housekeeping	42	3	60		
9.30 Maintenance	15	1	16	1	
9.40 Management	15			2	2
9.45 Mgr, Long-term Fac	2				
9.50 Secretarial, Clerical	59	4	80	3	2
9.60 Other Non-Pro & Tech	33	5	94		

WHEELER COUNTY

	Hospitals	Nursing Homes	Doc of Medicine	Doc of Dentistry									TOTALS
NUMBER SURVEYED	2	1	5	1									9
NUMBER RETURNED	1	1	3	1									6
PERCENTAGE	50.0	100.0	60.0	100.0									66.7

Occupation	Full-time Employees	Part-time Employees	Hours Worked Part-time	Funded Open Vacancies	Additional Anticipated Vacancies for 1971
1.00 Dietitian, ADA	1				
1.01 Dietitian, Other	1				
1.10 Food Ser Mgr	1				
2.00 MT, ASCP	1				
2.01 MT, AMT	2				
3.00 Rt, ARRT	1				

**WHEELER**

Occupation	Full-time Employees	Part-time Employees	Hours Worked Part-time	Funded Open Vacancies	Additional Anticipated Vacancies for 1971
4.11 MRT, Other		1	20		
4.21 Med Lib, cther	1				
5.70 Social Wkr, Masters	1				
7.00 RN	8	1	17		
7.10 LVN	10	1	20	1	
7.20 Aides/Orderlies	32	5	100		6
7.30 Surgical Tech Aide	2				
8.00 Med Asst, AAMA	1				
8.01 Med Asst, Other	1	1	19		
8.10 Ward Clerk	2				
9.00 Food Service	5	8	128		
9.10 Laundry	2				1
9.20 Housekeeping	7	1	20		
9.30 Maintenance	2	1	16		1
9.40 Management	3				
9.45 Mgr, Long-term Fac	1				
9.50 Secretarial, Clerical	4	1	20		
9.60 Other Non-Pro & Tech	1	1	11		

**WICHITA COUNTY**

	Hospitals	Nursing Homes	Public Health	Home Health	Laboratories	Higher Educ	Secondary Educ	Doc of Medicine	Doc of Osteo	Doc of Dentistry	Doc of Podiatry	Doc of Optom	MH/MR	TOTALS
NUMBER SURVEYED	7	15	1	2	2	1	2	137	3	56	4	14	2	246
NUMBER RETURNED	6	10	0	1	1	1	2	82	3	46	2	11	2	167
PERCENTAGE	85.7	66.7	0.0	50.0	50.0	100.0	100.0	59.9	100.0	82.1	50.0	78.6	100.0	67.8

Occupation	Full-time Employees	Part-time Employees	Hours Worked Part-time	Funded Open Vacancies	Additional Anticipated Vacancies for 1971
1.00 Dietitian, ADA	10	3	18	1	
1.01 Dietitian, Other	3	1	5		
1.10 Food Ser Mgr	9	1	17	1	
2.00 MT, ASCP	25	1	25		1
2.01 MT, AMT	19	8	140	2	
2.02 MT, Other	2	10	200		
2.11 CYTO, Other		1	15		
2.20 HISTO, ASCP	2	1	15		
2.21 HISTO, Other	2	1	15		
2.30 EKG	6	1	17		
2.51 Lab Asst/Aide	19	6	120	3	
3.00 RT, ARRT	24	1	20	2	
3.01 RT, Other	17				3
3.10 X-Ray Asst	2				
4.00 MRL, AAMRL	3			1	
4.10 MRT, AAMRL	1				
4.11 MRT, Other	4			1	1
4.21 Med Lib, Other	2				
5.00 OT, AOTA	1			1	1
5.20 PT, APTA/ARPT	2	1	20	1	
5.21 PT, Other	2				
5.30 PTA	1	2	20		
5.50 Recreation Therapy	1			1	1
5.60 IT, ARIT		1	20		
5.61 IT, Other	8	9	180		
5.70 Social Wkr, Masters	4			2	3
5.71 Social Wkr, Other	11			8	2
5.80 Social Wkr, Asst	4				
6.00 Pharmacists	4	4	48	1	
6.10 Pharmacy Asst	3	5	100		
7.00 RN	160	40	690	16	5
7.10 LVN	233	32	640	9	1
7.20 Aides/Orderlies	841	82	1,640	44	10
7.30 Surgical Tech Aide	11	2	30	2	
7.40 Home Health Aide	3				

**WICHITA**

Occupation	Full-time Employees	Part-time Employees	Hours Worked Part-time	Funded Open Vacancies	Additional Anticipated Vacancies for 1971
8.00 Medical Typist	34			2	
8.00 Med Asst, AAMA	2				
8.01 Med Asst, Other	16	5	69		
8.10 Ward Clerk	27	9	180	2	
8.20 Den Asst, AADA	6	3	60		
8.21 Den Asst, Other	46	7	112	2	4
8.30 Den Lab Tech	4	2	30		1
8.40 Den Hygienist	7	1	20	2	3
8.81 Optom Asst	9	1	16		1
8.82 Optom Tech	1				1
8.83 Optom Lab Tech	2				
8.84 Dispen Optician	15	1	8		
8.91 Pod Asst, Other	1				
8.50 Other Pro & Tech	24	3	60	2	3
9.00 Food Service	223	73	1,168	13	
9.10 Laundry	76	5	85	4	
9.20 Housekeeping	138	7	140	13	
9.30 Maintenance	98	3	48		
9.40 Management	47	3	52		
9.45 Mgr, Long-term Fac	12				
9.50 Secretarial, Clerical	157	24	369	12	2
9.60 Other Non-Pro & Tech	238	51	1,001	1	1

**WILBARGER COUNTY**

	Hospitals	Nursing Homes	Laboratories	Secondary Educ	Doc of Medicine	Doc of Dentistry	Doc of Optom	MH/MR						TOTALS
NUMBER SURVEYED	1	2	1	1	14	6	2	1						28
NUMBER RETURNED	0	2	1	1	5	5	2	1						17
PERCENTAGE	0.0	100.0	100.0	100.0	35.7	83.3	100.0	100.0						60.7

Occupation	Full-time Employees	Part-time Employees	Hours Worked Part-time	Funded Open Vacancies	Additional Anticipated Vacancies for 1971
1.00 Dietitian, ADA	2				
1.10 Food Ser Mgr	3				
2.00 MT, ASCP	2				
2.01 MT, AMT	1				
2.51 Lab Asst/Aide	3				
3.00 RT, ARRT	3				
3.01 RT, Other	1				
4.11 MRT, Other	1				
5.21 PT, Other	1				
5.70 Social Wkr, Masters	1				
5.71 Social Wkr, Other	4			2	
6.00 Pharmacists	1				
7.00 RN	10	1	17	1	
7.10 LVN	8	2	40		
7.20 Aides/Orderlies	173	4	80	5	
8.01 Med Asst, Other	1				
8.21 Den Asst, Other	6				
8.30 Den Lab Tech	1				
8.40 Den Hygienist	1				
8.81 Optom Asst	2				
8.84 Dispen Optician	3				
8.50 Other Pro & Tech				1	
9.00 Food Service	43	2	32	1	
9.10 Laundry	3				
9.20 Housekeeping	15	2	40		
9.30 Maintenance	22			1	
9.40 Management	5				
9.50 Secretarial, Clerical	45			4	
9.60 Other Non-Pro & Tech	14			4	



**WILLACY COUNTY**

	Hospitals	Nursing Home	Secondary Educ	Doc of Medicine	Doc of Dentistry	Doc of Osteo									TOTALS
NUMBER SURVEYED	1	1	3	6	2	2									15
NUMBER RETURNED	1	1	3	6	2	0									13
PERCENTAGE	100.0	100.0	100.0	100.0	100.0	0.0									86.7

Occupation	Full-time Employees	Part-time Employees	Hours Worked Part-time	Funded Open Vacancies	Additional Anticipated Vacancies for 1971
1.00 Dietitian, ADA	1	1	6		
1.10 Food Ser Mgr	3				
2.00 MT, ASCP	1				
4.00 MRL, AAMRL		1	3		
4.11 MRT, Other	1				
5.01 OT, Other	1				
5.20 PT, APTA/ARPT	1				
5.70 Social Wkr, Masters	2				
7.00 RN	13				
7.10 LVN	13	1	20		
7.20 Aides/Orderlies	15	3	60		
7.30 Surgical Tech Aide	10				
8.01 Med Asst, Other	3				
8.21 Den Asst, Other	3				
9.00 Food Service	3	1	16		
9.10 Laundry	1				
9.20 Housekeeping	4	1	20		
9.30 Maintenance	4				
9.40 Management	1				
9.45 Mgr, Long-term Fac	1				
9.50 Secretarial, Clerical	7	1	20		
9.60 Other Non-Pro & Tech	1				

**WILLIAMSON COUNTY**

	Hospitals	Nursing Homes	Higher Educ	Secondary Educ	Public Health	Doc of Medicine	Doc of Dentistry	Doc of Optom							TOTALS
NUMBER SURVEYED	2	10	1	1	1	22	11	3							51
NUMBER RETURNED	2	9	1	1	1	15	9	3							41
PERCENTAGE	100.0	90.0	100.0	100.0	100.0	68.2	81.8	100.0							80.4

Occupation	Full-time Employees	Part-time Employees	Hours Worked Part-time	Funded Open Vacancies	Additional Anticipated Vacancies for 1971
1.00 Dietitian, ADA	2	8	48		
1.01 Dietitian, Other	1				
1.10 Food Ser Mgr	7	2	34		
2.00 MT, ASCP	1			1	1
2.01 MT, AMT	3				
2.02 MT, Other	2				
2.51 Lab Asst/Aide	1				
3.00 RT, ARRT	3				
3.01 RT, Other	1				
3.10 X-Ray Asst	1				
4.00 MRL, AAMRL	1				
4.10 MRT, AAMRL	1				
4.11 MRT, Other	1				
4.30 MRL, Nursing Home	2				

**WILLIAMSON**

Occupation	Full-time Employees	Part-time Employees	Hours Worked Part-time	Funded Open Vacancies	Additional Anticipated Vacancies for 1971
5.10 OTA, AOTA	1				
5.20 PT, APTA/ARPT		2	16		
5.30 PTA	1				
5.70 Social Wkr, Masters		2	10	1	
5.71 Social Wkr, Other	1	1	6	2	
6.00 Pharmacists	1	1	12		
7.00 RN	23	8	160	6	5
7.10 LVN	99	18	360	4	9
7.20 Aides/Orderlies	170	40	800		2
8.00 Medical Typist	1				
8.01 Med Asst, Other	2			2	
8.10 Ward Clerk	2		40		4
8.21 Den Asst, Other	9	1	20		
8.40 Den Hygienist	1				1
8.81 Optom Asst		2	20		
8.83 Optom Lab Tech	1				
8.50 Other Pro & Tech	2				
9.00 Food Service	46	15	240	1	
9.10 Laundry	11	2	34		
9.20 Housekeeping	36	9	180	1	2
9.30 Maintenance	15	8	128		
9.40 Management	8	1	17		
9.45 Mgr, Long-term Fac	8	2	24		
9.50 Secretarial, Clerical	30	8	160		1
9.60 Other Non-Pro & Tech	15	1	20		

**WILSON COUNTY**

	Hospitals	Nursing Homes	Public Health	Secondary Educ	Doc of Medicine	Doc of Dentistry	Doc of Optom							TOTALS
NUMBER SURVEYED	1	2	1	3	6	3	1							17
NUMBER RETURNED	1	2	1	3	5	3	1							16
PERCENTAGE	100.0	100.0	100.0	100.0	83.3	100.0	100.0							94.1

Occupation	Full-time Employees	Part-time Employees	Hours Worked Part-time	Funded Open Vacancies	Additional Anticipated Vacancies for 1971
1.00 Dietitian, ADA	1	2	12		
1.1C Food Ser Mgr	2				
2.00 MT, ASCP	1				
2.51 Lab Asst/Aide	3				
3.00 RT, ARRT	1	1	20		
3.01 RT, Other	2				
4.00 MRL, AAMRL		1	6		
4.20 Med Lib, MLA	1				
4.21 Med Lib, Other		1	20		
5.71 Social Wkr, Other	1				
7.00 RN	13	3	51	1	
7.10 LVN	11	4	80		
7.20 Aides/Orderlies	64	6	120		
7.30 Surgical Tech Aide	1				
8.00 Medical Typist	1				
8.01 Med Asst, Other	9				
8.10 Ward Clerk	1	1	20		
8.21 Den Asst, Other	3	1	12	1	1
9.00 Food Service	10	3	48		
9.10 Lzundry	4				
9.20 Housekeeping	6	1	20		
9.30 Maintenance	2	1	16		
9.40 Management	2				
9.45 Mgr, Long-term Fac	2				
9.50 Secretarial, Clerical	6	1	20		
9.60 Other Non-Pro & Tech	7	1	9		

**WINKLER COUNTY**

	Hospitals	Nursing Homes	Secondary Educ	Doc of Medicine	Doc of Dentistry	Doc of Optom								TOTALS
NUMBER SURVEYED	1	1	2	9	2	1								16
NUMBER RETURNED	1	0	2	5	1	1								10
PERCENTAGE	100.0	0.0	100.0	55.6	50.0	100.0								62.5

Occupation	Full-time Employees	Part-time Employees	Hours Worked Part-time	Funded Open Vacancies	Additional Anticipated Vacancies for 1971
1.00 Dietitian, ADA		1	6		
1.10 Food Ser Mgr	1				
2.00 MT, ASCP	1				1
2.01 MT, AMT	1				1
2.02 MT, Other	1				
2.51 Lab Asst/Aide	1				
3.00 RT, ARRT	4				
3.01 RT, Other	4				4
4.10 MRT, AAMRL	1				
4.11 MRT, Other	1				
5.20 PT, APTA/ARPT	1				
5.30 PTA	1				
7.00 RN	11			4	6
7.10 LVN	41				
7.20 Aides/Orderlies	12				
7.30 Surgical Tech Aide	4				
8.10 Ward Clerk	6				
8.21 Den Asst, Other	2				
8.30 Den Lab Tech	1				
8.40 Den Hygienist				1	1
9.00 Food Service	10				
9.10 Laundry	3				
9.20 Housekeeping	8				
9.30 Maintenance	2				
9.40 Management	2				
9.50 Secretarial, Clerical	11				
9.60 Other Non-Pro & Tech	21				

**WISE COUNTY**

	Hospitals	Nursing Homes	Secondary Educ	Doc of Medicine	Doc of Osteo	Doc of Optom	Doc of Dentistry							TOTALS
NUMBER SURVEYED	2	3	2	8	1	1	3							20
NUMBER RETURNED	2	2	2	4	1	1	2							14
PERCENTAGE	100.0	66.7	100.0	50.0	100.0	100.0	66.7							70.0

Occupation	Full-time Employees	Part-time Employees	Hours Worked Part-time	Funded Open Vacancies	Additional Anticipated Vacancies for 1971
1.00 Dietitian, ADA		4	24		
1.10 Food Ser Mgr	4				
2.00 MT, ASCP	3	3	36		1
2.30 EKG	1				
2.51 Lab Asst/Aide	4				
3.00 RT, ARRT	1				1
3.01 RT, Other	2	1	15		
3.10 X-Ray Asst	2				
4.00 MRL, AAMRL		2	12		1
4.01 MRL, Other	1				
4.11 MRT, Other	2				



WISE

Occupation	Full-time Employees	Part-time Employees	Hours Worked Part-time	Funded Open Vacancies	Additional Anticipated Vacancies for 1971
6.00 Pharmacists		2	24		
7.00 RN	17	4	66		5
7.10 LVN	19	7	100		3
7.20 Aides/Orderlies	62	10	200		
7.30 Surgical Tech Aide	3				
8.00 Medical Typist	1	1	15		
8.01 Med Asst, Other	1				
8.20 Den Asst, AADA	1				
8.21 Den Asst, Other	3				
8.83 Optom Lab Tech				1	1
9.00 Food Service	12	10	160		
9.10 Laundry	1				
9.20 Housekeeping	7	1	20		
9.30 Maintenance	3	1	16		
9.40 Management	4				
9.45 Mgr, Long-term Fac	1				
9.50 Secretarial, Clerical	13	7	130		
9.60 Other Non-Pro & Tech	2	2	40		

WOOD COUNTY

	Hospitals	Nursing Homes	Public Health	Higher Educ	Secondary Educ	Doc of Medicine	Doc of Osteo	Doc of Dentistry	Doc of Optom					TOTALS
NUMBER SURVEYED	4	7	1	1	2	8	8	5	2					38
NUMBER RETURNED	3	7	1	1	2	5	5	5	1					30
PERCENTAGE	75.0	100.0	100.0	100.0	100.0	62.5	62.5	100.0	50.0					78.9

Occupation	Full-time Employees	Part-time Employees	Hours Worked Part-time	Funded Open Vacancies	Additional Anticipated Vacancies for 1971
1.00 Dietitian, ADA	2	1	6		
1.01 Dietitian, Other	2	3	25		
1.10 Food Ser Mgr	5				
2.01 MT, AMT	4				
2.51 Lab Asst/Aide	2	1	20		
3.00 RT, ARRT	1				
3.01 RT, Other	1				
3.10 X-Ray Asst	1	1	15		
4.00 MRL, AAMRL		1	6		
4.11 MRT, Other	2				
4.21 Med Lib, Other		1	20		
5.50 Recreation Therapy		1	20		
5.71 Social Wkr, O.cner	1	1	6		
6.00 Pharmacists		1	12		
7.00 RN	17	1	17	6	5
7.10 LVN	45	3	60	4	4
7.20 Aides/Orderlies	101	14	280	7	4
7.30 Surgical Tech Aide		1	15		
8.00 Medical Typist	1				
8.00 Med Asst, AAMA	1				
8.01 Med Asst, Other	7				
8.10 Ward Clerk	4			5	2
8.21 Den Asst, Other	6	1	34		
8.40 Den Hygienist		2	16		
8.81 Optbm Asst	1				
9.00 Food Service	30	3	48	1	2
9.10 Laundry	2	2	34		
9.20 Housekeeping	14			1	
9.30 Maintenance	4	3	48		
9.40 Management	10	2	34		
9.45 Mgr, Long-term Fac	4				
9.50 Secretarial, Clerical	17	3	50		1
9.60 Other Non-Pro & Tech	5				

**YOAKUM COUNTY**

	Hospitals	Nursing Homes	Secondary Educ	Doc of Medicine	Doc of Osteo	Doc of Dentistry								TOTALS
NUMBER SURVEYED	1	2	1	2	1	1								8
NUMBER RETURNED	1	1	1	1	0	1								5
PERCENTAGE	100.0	50.0	100.0	50.0	0.00	100.0								62.5

Occupation	Full-time Employees	Part-time Employees	Hours Worked Part-time	Funded Open Vacancies	Additional Anticipated Vacancies for 1971
1.0J Dietitian, ADA	1	1	6		
1.01 Dietitian, Other	1				
2.01 MT, AMT	1				
2.51 Lab Asst/Aide	1				
3.00 RT, ARRT	1				
4.00 MRL, AAMRL		1	6		
4.01 MRL, Other	1				
5.21 PT, Other	1				
5.61 IT, Other	1				
6.00 Pharmacists		1	12		
7.00 RN	4	2	34		
7.10 LVN	14	2	40		
7.20 Aides/Orderlies	25	1	20		
7.30 Surgical Tech Aide	2	1	15		
8.00 Medical Typist	1				
8.21 Den Asst, Other	1				
9.00 Food Service	11	2	32		
9.10 Laundry	1				
9.20 Housekeeping	7				1
9.30 Maintenance	1	4	64		
9.40 Management	2	1	17		
9.45 Mgr, Long-term Fac	1				
9.50 Secretarial, Clerical	1				
9.60 Other Non-Pro & Tech	4				

**YOUNG COUNTY**

	Hospitals	Nursing Homes	Secondary Educ	Doc of Medicine	Doc of Dentistry	Doc of Optom								TOTALS
NUMBER SURVEYED	2	4	1	14	7	1								29
NUMBER RETURNED	2	4	1	13	5	1								26
PERCENTAGE	100.0	100.0	100.0	92.9	71.4	100.0								89.7

Occupation	Full-time Employees	Part-time Employees	Hours Worked Part-time	Funded Open Vacancies	Additional Anticipated Vacancies for 1971
1.00 Dietitian, ADA	2	1	6	1	1
1.01 Dietitian, Other	1	1	5		
1.10 Food Ser Mgr	6				
2.00 MT, ASCP	3				1
2.01 MT, AMT	4				
2.50 CLA	1				
2.51 Lab Asst/Aide	2	2	40		
3.00 RT, ARRT	3				
3.01 RT, Other	1				
3.10 X-Ray Asst	1				
4.00 MRL, AAMRL				1	1
4.01 MRL, Other	1				
4.21 Med Lib, Other	2				

YOUNG

Company	Full-time Employees	Part-time Employees	Hours Worked Part-time	Funded Open Vacancies	Additional Anticipated Vacancies for 1991
1001 ...			1200		
1002 ...			1200		
1003 ...			1200		
1004 ...			1200		
1005 ...	2000		1200	1000	1000
1006 ...			1200		
1007 ...			1200		
1008 ...			1200		
1009 ...			1200		
1010 ...			1200		
1011 ...			1200		
1012 ...			1200		
1013 ...			1200		
1014 ...			1200		
1015 ...			1200		
1016 ...			1200		
1017 ...			1200		
1018 ...			1200		
1019 ...			1200		
1020 ...			1200		
1021 ...			1200		
1022 ...			1200		
1023 ...			1200		
1024 ...			1200		
1025 ...			1200		
1026 ...			1200		
1027 ...			1200		
1028 ...			1200		
1029 ...			1200		
1030 ...			1200		
1031 ...			1200		
1032 ...			1200		
1033 ...			1200		
1034 ...			1200		
1035 ...			1200		
1036 ...			1200		
1037 ...			1200		
1038 ...			1200		
1039 ...			1200		
1040 ...			1200		
1041 ...			1200		
1042 ...			1200		
1043 ...			1200		
1044 ...			1200		
1045 ...			1200		
1046 ...			1200		
1047 ...			1200		
1048 ...			1200		
1049 ...			1200		
1050 ...			1200		
1051 ...			1200		
1052 ...			1200		
1053 ...			1200		
1054 ...			1200		
1055 ...			1200		
1056 ...			1200		
1057 ...			1200		
1058 ...			1200		
1059 ...			1200		
1060 ...			1200		
1061 ...			1200		
1062 ...			1200		
1063 ...			1200		
1064 ...			1200		
1065 ...			1200		
1066 ...			1200		
1067 ...			1200		
1068 ...			1200		
1069 ...			1200		
1070 ...			1200		
1071 ...			1200		
1072 ...			1200		
1073 ...			1200		
1074 ...			1200		
1075 ...			1200		
1076 ...			1200		
1077 ...			1200		
1078 ...			1200		
1079 ...			1200		
1080 ...			1200		
1081 ...			1200		
1082 ...			1200		
1083 ...			1200		
1084 ...			1200		
1085 ...			1200		
1086 ...			1200		
1087 ...			1200		
1088 ...			1200		
1089 ...			1200		
1090 ...			1200		
1091 ...			1200		
1092 ...			1200		
1093 ...			1200		
1094 ...			1200		
1095 ...			1200		
1096 ...			1200		
1097 ...			1200		
1098 ...			1200		
1099 ...			1200		
1100 ...			1200		
1101 ...			1200		
1102 ...			1200		
1103 ...			1200		
1104 ...			1200		
1105 ...			1200		
1106 ...			1200		
1107 ...			1200		
1108 ...			1200		
1109 ...			1200		
1110 ...			1200		
1111 ...			1200		
1112 ...			1200		
1113 ...			1200		
1114 ...			1200		
1115 ...			1200		
1116 ...			1200		
1117 ...			1200		
1118 ...			1200		
1119 ...			1200		
1120 ...			1200		
1121 ...			1200		
1122 ...			1200		
1123 ...			1200		
1124 ...			1200		
1125 ...			1200		
1126 ...			1200		
1127 ...			1200		
1128 ...			1200		
1129 ...			1200		
1130 ...			1200		
1131 ...			1200		
1132 ...			1200		
1133 ...			1200		
1134 ...			1200		
1135 ...			1200		
1136 ...			1200		
1137 ...			1200		
1138 ...			1200		
1139 ...			1200		
1140 ...			1200		
1141 ...			1200		
1142 ...			1200		
1143 ...			1200		
1144 ...			1200		
1145 ...			1200		
1146 ...			1200		
1147 ...			1200		
1148 ...			1200		
1149 ...			1200		
1150 ...			1200		
1151 ...			1200		
1152 ...			1200		
1153 ...			1200		
1154 ...			1200		
1155 ...			1200		
1156 ...			1200		
1157 ...			1200		
1158 ...			1200		
1159 ...			1200		
1160 ...			1200		
1161 ...			1200		
1162 ...			1200		
1163 ...			1200		
1164 ...			1200		
1165 ...			1200		
1166 ...			1200		
1167 ...			1200		
1168 ...			1200		
1169 ...			1200		
1170 ...			1200		
1171 ...			1200		
1172 ...			1200		
1173 ...			1200		
1174 ...			1200		
1175 ...			1200		
1176 ...			1200		
1177 ...			1200		
1178 ...			1200		
1179 ...			1200		
1180 ...			1200		
1181 ...			1200		
1182 ...			1200		
1183 ...			1200		
1184 ...			1200		
1185 ...			1200		
1186 ...			1200		
1187 ...			1200		
1188 ...			1200		
1189 ...			1200		
1190 ...			1200		
1191 ...			1200		
1192 ...			1200		
1193 ...			1200		
1194 ...			1200		
1195 ...			1200		
1196 ...			1200		
1197 ...			1200		
1198 ...			1200		
1199 ...			1200		
1200 ...			1200		
TOTALS					

ZAPATA COUNTY

	Hospitals	Doc of Medicine	Secondary Educ									TOTALS
NUMBER SURVEYED	1	1	1									3
NUMBER RETURNED	1	1	1									3
PERCENTAGE	100.0	100.0	100.0									100.0

Company	Full-time Employees	Part-time Employees	Hours Worked Part-time	Funded Open Vacancies	Additional Anticipated Vacancies for 1991
1001 MT. ...					
1002 MT. ...					
1003 ...					
1004 ...					
1005 ...					
1006 ...					
1007 ...					
1008 ...					
1009 ...					
1010 ...					
1011 ...					
1012 ...					
1013 ...					
1014 ...					
1015 ...					
1016 ...					
1017 ...					
1018 ...					
1019 ...					
1020 ...					
1021 ...					
1022 ...					
1023 ...					
1024 ...					
1025 ...					
1026 ...					
1027 ...					
1028 ...					
1029 ...					
1030 ...					
1031 ...					
1032 ...					
1033 ...					
1034 ...					
1035 ...					
1036 ...					
1037 ...					
1038 ...					
1039 ...					
1040 ...					
1041 ...					
1042 ...					
1043 ...					
1044 ...					
1045 ...					
1046 ...					
1047 ...					

ZAVALA

Occupation	Full-time Employees	Part-time Employees	Hours Worked Part-time	Funded Open Vacancies	Additional Anticipated Vacancies for 1971
1.00 Dietitian, ADA				1	1
1.10 Food Ser Mgr	2	2	34		
2.00 MT, ASCP	1				
2.51 Lab Asst/Aide	3				
3.00 RT, ARRT				1	1
3.01 Rt, Other				1	
3.10 X-Ray Asst	2	1	15	1	
4.00 MRL, AAMRL	1				
4.01 MRL, Other					1
4.10 MRT, AAMRL					1
4.11 MRT, Other	1				1
5.60 IT, ARIT				1	1
5.61 IT, Other				1	1
7.00 RN	5	1	17	3	3
7.10 LVN	3	1	20		5
7.20 Aides/Orderlies	15				
7.30 Surgical Tech Aide	2				2
8.00 Medical Typist	3				
8.81 Optom Asst	1			1	1
9.20 Housekeeping	3	1	20		
9.30 Maintenance	1				
9.40 Management	2				
9.50 Secretarial, Clerical	2				

# ALLIED HEALTH EDUCATION

**TABLE 65, ALLIED HEALTH EDUCATION PROGRAMS BY COUNTY, 1970**

COUNTY	Institution	Program	Approved Student Capacity	1st Yr	2nd Yr	3rd Yr	4th Yr	Grad Stud	Total	1970 Graduates	Reported Attrition Rate (%)
ANDERSON	Anderson Co Mem	LVN	16	16					16	11	17.0
ANDREWS	Permlan Gen Hosp	LVN	15	12					12	13	30.0
ANGELINA	Angelina Col	RN	75	45	27				72	11	33.3
	Angelina Col	MHW	60	22	15				37	0	50.0
	Mem Hosp	LVN	30	11					11	18	30.0
	Mem Hosp	RT	12	6	4				10	3	-
	Angelina Coll	IT	30	14					14	0	-
ATASCOSA	Mercy Hosp	LVN	10	10					10	10	0.0
BAYLOR	Seymour Hosp Auth	LVN	10	4					4	4	-
BEE	Bee County Col	LVN	25	26					26	17	-
	Bee County Col	DH	32	17	12				29	0	-
BELL	Mary Hardin-Baylor	RN	120	31	45	23			99	0	-
	Mary Hardin-Baylor	CW	75	0	10	20	22		52	32	15.0
	Central Texas Coll	RN	60	44	8				52	11	66.0
	King's Daughters Hosp	LVN	20	14					14	13	25.0
	Temple Jr Coll	MLT	10	4					4	0	-
	Temple Jr Coll	MS	25	5	2				7	0	-
	Vet Admin Hosp	CLA	8	7					7	7	-
	Temple Jr Coll	MRT	to open								-
BEXAR	Baptist Memorial	RT	20	9	11				20	9	-
	Baptist Memorial	RN	100		28	22			50	29	14.0
	Baptist Memorial	MT	15				11	6	17	17	10.0
	Baptist Memorial	ORT	12	8					8	9	10.0
	Bexar Co Hosp	MT	20				2	3	5	3	-
	Bexar Co Hosp	RT	12	6	4				10	4	10.0
	Incarinate Word Coll	RN	250	86	78	59	82		305	80	-
	Incarinate Word Coll	MRL	45	5	11	14	10		40	8	2.0
	Incarinate Word Coll	Diet	80	5	5	3	17	15	45	2	10.0
	Incarinate Word Coll	Rt	not returned								
	Our Lady of the Lake	CW	100			20	40		60	18	20.0
	Our Lady of the Lake	SW	not returned								
	Robt B. Green Hosp	RN	9			9			9	11	25.0
	San Antonio Coll	RN	160	102	50				152	30	35.0
	San Antonio Coll	MA	36	41	38				79	15	13.0
	San Antonio Coll	HMA	120	26					26	0	-
	San Antonio Coll	DA	68	34	21				55	11	-
	San Antonio Tuberc Hosp	CLA	10	5					5	6	50.0
	San Antonio Voc Tech	LVN	120	124					124	133	30.0
	Santa Rosa Med Ctr	RT	30	12	10				22	8	25.0
	Santa Rosa Med Ctr	MT	12				5		5	4	-
	SW Tex Meth Hosp	MT	8				4	2	6	2	5.5
	St. Phillip's Coll	IT	20	21					21	0	-
	St. Phillip's Coll	PTA	15						0	0	-
	St. Phillip's Coll	MS	15						0	0	-
	St. Phillip's Coll	MLT	15	16					16	0	-
	St. Phillip's Coll	RT	15	16					16	0	-
	St. Phillip's Coll	LVN	275	272					272	160	40.0
	St. Phillip's Coll	MRT	45	24	13				37	0	-
	St. Phillip's Coll	ORT	30		6				6	15	-
	St. Phillip's Coll	OTA	15	6					6	0	-
	Trinity Univ	HA	50					61	61	36	2.0
	UT Med Sch	CT	6			5			5	4	0.0
BOSQUE	Goodall-Witcher Hosp	LVN	11	11					11	8	13.6
BOWIE	Texarkana Coll	LVN	80	80					80	31	-
	Texarkana Coll	RN	-	51	31				82	44	25.0
	Wadley Hosp	RT	10	4	6				10	6	37.5
	Wadley Hosp	MT	15				5	1	6	2	-

\* Approved Student Capacity reported as "unlimited".

Not indicated by reporting allied health program.

N/A Approved student capacity reported as not applicable to this program.

COUNTY	Institution	Program	Approved Student Capacity	1st Yr	2nd Yr	3rd Yr	4th Yr	Grad Stud	Total	1970 Graduates	Reported Attrition Rate (%)
BRAZORIA	Alvin Jr Coll	RN	—	180	42				222	25	15.0
BRAZOS	Bryan Sch Voc Nursing	LVN	20	20					20	18	5.0
BREWSTER	Alpine Pub Sch	LVN	12	11					11	12	1.0
BROWN	Brownwood HS	LVN	15	15					15	14	—
BURNET	Shepperd Mem	LVN	10	9					9	5	1.0
CALDWELL	Lockhart Hosp	LVN	Closed								
CALHOUN	Champ Traylor Mem Hosp	LVN	16	14					14	0	33.3
CAMERON	Texas Southmost Coll	LVN	29	30					30	—	33.3
	Valley Baptist Hosp	RT	8	4	1				5	1	30.0
	Valley Baptist Hosp	MS	4	2					2	3	33.0
	Valley Baptist Hosp	MT	8				6		6	3	—
	Valley Baptist Hosp	LVN	40	33					33	25	18.8
CARSON	Groom Mem Hosp	LVN	10	7					7	7	2.0
CASTRO	Plains Mem Hosp	LVN	—	8					8	0	1.0
CHEROKEE	Jacksonville Sch Voc Nur	LVN	15	11					11	12	30.0
COKE	W.Coke Co Hosp	LVN	Closed								
COLEMAN	Overall-Morris Mem Hosp	LVN	10	10					10	9	10.0
COLLIN	Collin Mem Hosp	RT	6	2	4				6	2	1.0
	Collin Mem Hosp	LVN	25	21					21	11	—
COLORADO	Weimar Columbus Hosp	LVN	Inactive								
COMAL	New Braunfels ISD	LVN	20	18					18	15	30.0
COOKE	Gainesville Mem Hosp	LVN	12	10					10	7	25.0
CORYELL	Coryell Mem Hosp	LVN	12	10					10	9	—
CROCKETT	Crockett Co Hosp	LVN	Closed								
DALLAM	Dalhard ISD	LVN	Closed								
	Coon Mem Hosp	LVN	To open								
DALLAS	Baylor Univ Med Ctr	RT	34	10	8	4	9		31	11	—
	Baylor Univ Med Ctr	ORN	6					4	4	4	10.0
	Baylor Univ Med Ctr	PT	Closed								
	Baylor Univ Med Ctr	NA	Not returned								
	Baylor Univ Med Ctr	MT	32				14	6	20	23	3.5
	Baylor Univ Med Ctr	MS	8	8					8	7	—
	Baylor U Sch of Nursing	RN	—	75	74	74	83		306	55	—
	Dallas Baptist Coll	RN	60	18	25	6			49	0	—
	Dallas Co Hosp Dist	CT	10			4			4	6	1.0
	Dallas Co Hosp Dist	ORT	10	9					9	0	10.0
	Dallas Co Hosp Dist	RT	50	13	21				34	10	—
	Dallas Co Hosp Dist	HT	3	2					2	1	5.0
	Dallas Co Hosp Dist	MS	6	6					6	12	—
	Baylor U Coll of Dent	DH	84	42	42				84	41	—
	Ishop Coll	CW	Incomplete return								
	Dallas Osteo Hosp	LVN	20	15					15	4	25.0

COUNTY	Institution	Program	Approved Student Capacity	1st Yr	2nd Yr	3rd Yr	4th Yr	Grad Stud	Total	1970 Graduates	Reported Attrition Rate (%)
	Dallas Co Jr C—El Centro	MLT	30	18	2				20	0	66.0
	Dallas Co Jr C—El Centro	IT	45	33	11				44	12	50.0
	Dallas Co Jr C—El Centro	LVN	35	32					32	20	32.0
	Dallas Co Jr C—El Centro	ORT	15	13					13	3	—
	Dallas Co Jr C—El Centro	RN	200	125	71				196	45	34.0
	Dallas Co Jr C—El Centro	MA	20	9	6				15	2	0.0
	Dallas Co Jr C—El Centro	MRT	20	3	5				8	2	—
	Dallas Co Jr C—El Centro	RT	50	16	9				25	7	50.0
	Dallas Co Jr C—El Centro	DA	20	18	7				25	7	10.0
	Dallas Co Jr C—El Centro	CST	Course available by demand								
	Doctors Hosp Found	LVN	15	13					13	0	—
	John Buist Chester Hosp	LVN	17	17					17	12	25.0
	Methodist Hosp	HT	3	2					2	2	25.0
	Methodist Hosp	MT	10				3	7	10	6	5.0
	St. Paul Hosp	RN	12			12			12	19	40.0
	St. Paul Hosp	CT	4						0	4	10.0
	St. Paul Hosp	MT	15				11	4	15	13	7.0
	Dallas Voc Nurs Prgm	LVN	140	107					107	88	30.0
	UT Sch Allied Health	PT	24			15			15	24	—
	UT Sch Allied Health	MT	14			12			12	4	—
	UT SW Med Sch	M.Art	6					4	4	1	0.0
	Irving Comm Hosp	LVN	15	15					15	15	0.0
DAWSON	Medical Arts Hosp	LVN	15						0	11	—
DEAF SMITH	Hereford ISD	LVN	Closed								
DENTON	Denton Sch of Voc Nur	LVN	30	13					13	12	—
	North Tex St Univ	Diet	•	3	1	5	2		11	5	—
	North Tex St Univ	M.Art	Not returned								
	Tex Woman's Univ	PT	•	38	25	25	15		103	4	50.0
	Tex Woman's Univ	MRL	20	3	2				5	0	—
	Tex Woman's Univ	RN	•	382	410	290	182	132	1,396	197	—
	Tex Woman's Univ	OT	400	38	40	45	53	11	187	20	—
	Tex Woman's Univ	Diet	•	8	7	7	9		31	6	24.8
	Tex Woman's Univ	CW	•	16	40	75	66		197	52	—
	Tex Woman's Univ	M.Art	•	—	1	1	1		3	—	—
DE WITT	Cuero Community Hosp	LVN	Closed								
EASTLAND	Cisco Jr Coll—Cisco	LVN	15	11					11	9	33.0
ECTOR	Odessa Coll	RN	50	42	31				73	18	55.0
	Odessa Coll	IT	20	10	10				20	10	0.0
	Odessa Coll	RT	20	10	10				20	8	10.0
	Odessa Coll	MLT	20	10	10				20	10	—
	Odessa Coll	LVN	60	60					60	55	—
ELLIS	Ennis Mem Hosp	LVN	Closed								
	W.C.Tenery Com Hosp	LVN	15	9					9	5	—
EL PASO	El Paso Tech HS	LVN	120	77					77	66	43.0
	Hotel Dieu Hosp	RN	225	91	50	52			193	41	31.0
	Hotel Dieu Hosp	IT	5	5					5	—	—
	Hotel Dieu Hosp	MT	6					2	2	2	10.0
	Hotel Dieu Hosp	RT	6	3	2				5	3	—
	Providence Hosp	RT	12	6	2				8	5	—
	RE Thomason Hosp	RT	6	6	3				9	0	—
	RE Thomason Hosp	MT	Inactive								
	UT at El Paso	C.W.	100	19	19	26	29	2	95	—	10.0
ERATH	Dublin Hosp Inc	LVN	8	7					7	7	15.0
	Stephenville Hosp	LVN	15	12					12	7	50.0
FALLS	Torbett, Hutchings, Smith	LVN	8	8					8	0	—
FANNIN	SB Allen Mem Hosp	LVN	Closed								
FOARD	Greenbelt School Vac. Nursing	LVN	24	21					21	0	12.5
FORT BEND	Polly Ryan Mem Hosp	LVN	20	18					18	9	33.0

COUNTY	Institution	Program	Approved Student Capacity	1st Yr	2nd Yr	3rd Yr	4th Yr	Grad Stud	Total	1970 Graduates	Reported Attrition Rate (%)
FRIO	Winter Garden Voc Nur	LVN	6	5					5	0	25.0
GALVESTON	Galveston Coll	RN	150	85	25				110	33	40.0
	Galveston Coll	LVN	60	37					37	20	40.0
	Galveston Coll:										
	Assoc Health Occ 1st Yr	Pre	80	36					36	N/A	25.0
	Assoc Health Occ 2nd Yr	PTA	N/A		1				1	1	—
		OTA	N/A		5				5	1	—
		IT	N/A		2				2	0	—
		MHW	N/A		1				1	0	—
		HMA	N/A		0				0	0	—
		RT	N/A		4				4	0	—
	St Mary's Hosp	RT	12	1	2				3	2	33.0
	UT Med Branch	MRL	10				5		5	3	0.0
	UT Med Branch	PT	40				35	3	38	37	3.5
	UT Med Branch	OT	25			8	9		17	5	1.0
	UT Med Branch	CT	2			1			1	1	—
	UT Med Branch	MT	15				14		14	10	0.0
	UT Med Branch	RT	24	11	21				32	2	0.0
	Galveston Co Mem Hosp	LVN	30	22					22	17	7.0
GILLESPIE	Hill Co Mem Hosp	LVN	13	13					13	0	—
GRAY	Highland Gen Hosp	LVN	15	11					11	13	1.0
GRAYSON	Grayson Co Coll	RN	200	74	30				114	38	12.0
	Grayson Co Coll	LVN	40	22					22	20	2.0
GREGG	Kilgore Coll	RN	60	36	24				60	0	—
	Longview Sch Voc Nurs	LVN	50	19	29				48	17	20.0
	Good Shepherd Hosp	MT	2						0	0	—
HALE	Hi Plains Hosp	LVN	7	7					7	9	0.0
	Plainview Hosp	RT	4	2	1				3	2	33.0
	Plainview ISD	LVN	15	16					16	10	—
HALL	Hall Co Hosp	LVN	Closed								
HAMILTON	Hamilton Co Gen Hosp	LVN	6	5					5	5	—
HANSFORD	Hansford Hosp	LVN	7	5					5	0	—
HARRIS	Lee Coll	LVN	70	60					60	40	—
	San Jacinto Meth Hosp	ORT	3						0	1	—
	San Jacinto Meth Hosp	CLA	6	6					6	5	—
	San Jacinto Meth Hosp	MRT	Closed								
	San Jacinto Meth Hosp	RT	4	2	1				3	2	—
	Bellaire Gen Hosp	LVN	15	26					26	13	—
	Dominican Coll	MRL	15					5	7	11	—
	Dominican Coll	RN	200	39	55	32	26		152	34	33.0
	Harris Co Hosp Dist	ORT	25	10					10	9	—
	Harris Co Hosp Dist	RT	20	10	10				20	10	2.0
	Heights Hosp Found	RT	3	3	3				6	3	—
	Hermann Hosp	LVN	60	42					42	35	34.0
	Hermann Hosp	RN	90		37	48			85	31	26.0
	Hermann Hosp	RT	11	7	4				11	4	20.0
	Hermann Hosp	MT	18				9		9	8	—
	Houston Baptist Coll	RN	300	87	62	65			214	0	—
	Houston Baptist Coll	CW	Not returned								
	Houston ISD	LVN	300	247					247	115	45.0
	Houston ISD	ORT	20	21					21	0	—
	Houston ISD	OTA	20	19					19	9	5.0
	St. Joseph Hosp	MT	15				12	3	15	7	—
	St. Joseph Hosp	RT	12	7	5				12	6	—
	St. Luke's Hosp	MT	4				4		4	3	—
	St. Luke's—Child Hosp	LVN	150	93					93	43	22.7
	MD Anderson Hosp	CT	11			9			9	0	10.0
	MD Anderson Hosp	RT	14	8	5				13	8	10.0
	MD Anderson Hosp	MT	8				4	2	6	8	0.0
	MD Anderson Hosp	HT	7	7					7	7	—
	Memorial Baptist Hosp	RT	16	9	8				17	5	—
	Memorial Baptist Hosp	MT	—				6		6	4	40.0
	The Methodist Hosp	RT	22	12	5				17	9	33.0



COUNTY	Institution	Program	Approved Student Capacity	1st Yr	2nd Yr	3rd Yr	4th Yr	Grad Stud	Total	1970 Graduates	Reported Attrition Rate (%)
	The Methodist Hosp	MT	18				10	2	12	16	7.0
	Rockglen Gen Hosp	RT	16	7	7				14	0	—
	South Texas Jr Coll:										
	Sch Allied Health—1st Yr	Pre	Incomplete return								
	2nd Yr	IT	N/A		15				15	8	—
		HMA	N/A		1				1	1	—
		MS	N/A						0	1	—
	Texas Southern Univ	PT	Not returned								
	Texas Southern Univ	Diet		6	7	4	5		22	3	50.0
	Texas Southern Univ	Phar	Not returned								
	Texas Southern Univ	CW	Not returned								
	Univ of Houston	SW	60					58	58	0	—
	Univ of Houston	Phar	420	175	136	96	114	23	544	89	—
	Univ of Houston	Diet		2	5	19	15		41	5	—
	UT Dental Branch	DH	76	38	36				74	34	—
	Veterans Adm Hosp	MT	12				5	5	10	8	—
	Pasadena Bayshore Hosp	ORT	15	6					6	6	40.0
	Pasadena Bayshore Hosp	RT	0	Inactive						2	—
	Pasadena Gen Hosp	RT	3		3				3	0	—
	Pasadena Sch Voc Nurs	LVN	30	31					31	18	—
	San Jacinto Coll	RN	150	71	42				113	36	40.0
	Tomball Hosp	LVN	Closed								
<b>HARRISON</b>											
	Memorial Hosp	LVN	21	20					20	16	20.0
<b>HAYS</b>											
	Hays Mem Hosp	LVN	7	7					7	6	17.6
<b>HENDERSON</b>											
	Henderson Co Jr Coll	LVN	15	38					38	8	—
<b>HIDALGO</b>											
	Pan American Coll	RN	100	48	16				64	7	60.0
	Pan American Coll	CW	Not returned								
	McAllen ISD	LVN	20	19					19	12	8.0
	Mission Municipal	LVN	Closed								
	Knapp-Methodist	LVN	40	29					29	29	25.0
<b>HILL</b>											
	Grant-Bule Med Ctr	LVN	14	13					13	6	3.0
	Hillsboro Hosp Inc	LVN	Inactive							5	—
	Whitney Hosp	LVN	0								
<b>HOCKLEY</b>											
	South Plains Coll	LVN	22	13					13	12	3.0
<b>HOPKINS</b>											
	Hopkins Co Mem Hosp	LVN	15	15					15	7	—
<b>HOWARD</b>											
	Howard Co Jr Coll	LVN	45	34					34	8	30.0
<b>HUNT</b>											
	St Edward's Hosp	LVN	7	5					5	5	16.0
	East Tex St Univ	CW	Not returned								
<b>HUTCHINSON</b>											
	North Plains Hosp	LVN	16	16					16	16	—
<b>JACKSON</b>											
	Mauritz Mem Hosp	LVN	Closed								
<b>JASPER</b>											
	Jasper Mem Hosp	LVN	10	10					10	0	—
<b>JEFFERSON</b>											
	Bapt Hosp of SE Tex	RT	17	12	4				16	10	30.0
	Bapt Hosp of SE Tex	MT	10				5	1	6	4	10.0
	Bapt Hosp of SE Tex	RN	60		32	21			53	19	—
	Bapt Hosp of SE Tex	ORT	Closed								
	St Elizabeth Hosp	MT	8				8		8	8	5.0
	St Elizabeth Hosp	RT	30	15	5				20	8	—
	Lamar St Coll	CW	—		25	25	16		66	—	12.0
	Lamar St Coll	LVN	—	141					141	99	—
	Park Place Hosp	CLA	6	4					4	4	7.0
	Park Place Hosp	LVN	15	15					15	14	10.0
	St Mary's—Gates Hosp	MT	Closed								
	St Mary's—Gates Hosp	RT	8	4	4				8	3	—
<b>JOHNSON</b>											
	Johnson Co Mem Hosp	LVN	25	24					24	16	25.0
	Johnson Co Mem Hosp	RT	4	2	1				3	0	50.0
	SW Union Coll	MS	20	4					4	4	48.5
	SW Union Coll	Diet	15				1	1	2	1	0

COUNTY	Institution	Program	Approved Student Capacity	1st Yr	2nd Yr	3rd Yr	4th Yr	Grad Stud	Total	1970 Graduates	Reported Attrition Rate (%)
JONES	Anson Gen Hosp	LVN	8	7					7	8	—
	Stamford Mem Hosp	LVN	12	9					9	11	1.0
KARNES	Kenedy Hosp & Clinic	LVN	0						0	3	—
KAUFMAN	Kaufman Hosp	LVN	10	12					12	6	—
	Terrell ISD	LVN	16	16					16	14	20.0
KERR	Sid Peterson Mem Hosp	LVN	20	17					17	10	—
KLEBERG	Texas A&I Univ	Diet		8	7	10	0	0	25	6	2.0
LAMAR	Paris Jr Coll	CLA	4	2	2				4	0	—
	Paris Jr Coll	RT	6	3	3				6	0	0
	Paris Jr Coll	RN	—	50	16				66	8	50.0
	St Josephs Hosp	LVN	Closed								
LaSALLE	LaSalle Hosp & Clinic	LVN	Closed								
LAVACA	Renger Mem Hosp	LVN	8	5					5	7	10.0
	Shiner Hosp Found	LVN	Closed								
	Huth Mem Hosp	LVN	16	16					16	11	1.0
LIBERTY	Leggett Mem Hosp	LVN	18	18					18	10	10.0
LIMESTONE	Gen Mexla Hosp	LVN	15						0	13	—
LLANO	Llano Mem Hosp	LVN	0						0	4	—
LUBBOCK	Lubbock Sch of VN	LVN	120	76					76	96	—
	Methodist Hosp	RN	100		38	28			66	26	20.0
	Methodist Hosp	ORT	20	14	1				15	11	—
	Methodist Hosp	MT	10				7		7	6	10.0
	Methodist Hosp	RT	10	5	4				9	5	20.0
	Texas Tech Univ	CW	200		40	20	15		75	—	—
	Texas Tech Univ	Diet		15	21	33	19	22	110	14	50.0
MAVERICK	Maverick Co Hosp Dist	LVN	15	12					12	9	—
McCULLOCH	Heart of Tex Mem Hosp	LVN	10	6					6	6	20.0
McLENNAN	Hillcrest Baptist Hosp	RT	8		3				3	1	25.0
	Hillcrest Baptist Hosp	RN	15			15			15	18	6.0
	Hillcrest Baptist Hosp	LVN	15	13					13	7	2.0
	Hillcrest Baptist Hosp	MT	8				5		5	4	0.0
	Hillcrest Baptist Hosp	ORT	8	6					6	3	—
	Baylor Univ	CW			5	33	41		79	18	—
	McLennan Comm Coll	MS	40	4	1				5	0	—
	McLennan Comm Coll	RN	100	64	42				106	25	37.0
	Providence Hosp	RT	4		4				4	1	0.0
	Paul Quinn Coll	CW	Not returned								
	Tex St Tech Inst	DA	40	23					23	10	20.0
	Tex St Tech Inst	DLT	300	47	39				86	21	32.0
MENARD	Menard Hosp	LVN	0						0	3	—
MIDLAND	Midland Mem Hosp	MT	10				8		8	3	—
	Midland Mem Hosp	LVN	Closed								
	Midland Coll	LVN	30	17					17	10	33.0
MILLS	Childress Clinic & Hosp	LVN	0						0	4	0.0
MONTGOMERY	Conroe ISD	LVN	18	11					11	8	—
MOORE	Memorial Hosp	LVN	18	17					17	12	—

COUNTY	Institution	Program	Approved Student Capacity	1st Yr	2nd Yr	3rd Yr	4th Yr	Grad Stud	Total	1970 Graduates	Reported Attrition Rate (%)	
NACOGOOCHES	City Mem Hosp	LVN	15						0	6	—	
	SF Austin St Univ	CW	—		10	18	22		50	23	—	
NAVARRO	Navarro Jr Coll	LVN	30	16					16	12	25.0	
	Navarro Co Mem	RT	6	3	3				6	2	—	
NOLAN	Simmons Mem Hosp	LVN	20	16					16	11	—	
NUECES	Del Mar Coll	LVN	180	159					159	132	17.0	
	Del Mar Coll	RN	130	76	53				129	30	50.0	
	Del Mar Coll	DH	20	20	10				30	0	—	
	Mem Med Center	CLA	6	5					5	2	25.0	
	Mem Med Center	RT	12	13					13	2	—	
	Spohn Hosp	MT	8				6	1	7	4	—	
	Spohn Hosp	RT	24	4	8				12	7	20.0	
	ORANGE	Orange Mem Hosp	LVN	30	17					17	28	31.3
Orange Mem Hosp	MT	6				5		5	0	—		
Orange Mem Hosp	RT	15	6	4				10	7	20.0		
PALO PINTO	Mineral Wells ISD	LVN	12	11					11	8	1.0	
PANOLA	Panola Jr Coll	LVN	15	16					16	15	11.3	
PARKER	Campbell Mem Hosp	LVN	20	15					15	12	25.0	
POTTER	Amarillo Coll	RN	125	68	45				113	23	34.0	
	Amarillo Coll	LVN	100	64					64	32	48.0	
	Amarillo Coll	DH	44	21	10				31	10	30.0	
	Amarillo Coll	ORT	15	18					18	—	—	
	Amarillo Coll	IT	15	15					15	21	—	
	Amarillo Coll	MHW	16	11					11	0	—	
	Amarillo Coll	MLT	40	24	14				38	10	33.0	
	Amarillo Coll	DA	18	18					18	10	—	
	Amarillo Coll	MRT	30	13	8				21	7	27.0	
	Amarillo Coll	RT	35	16	12				28	9	25.0	
	Amarillo Coll	MA	To be opened 1971									
	NW Texas Hosp	RN	200	170	88	45			303	59	7.0	
	NW Texas Hosp	MT	6				2	2	4	4	—	
RED RIVER	Red River Co Hosp	LVN	8	8					8	5	4.0	
RUNNELLS	Ballinger Mem Hosp	LVN	7	7					7	4	—	
RUSK	Henderson Mem Hosp	LVN	12	7					7	11	20.0	
SAN SABA	San Saba Mem Hosp	LVN	8	8					8	7	—	
SCURRY	Cogdell Hosp	LVN	Closed									
SMITH	Med Center Hosp	RT	8	1	5				6	5	0.0	
	Med Center Hosp	ORT	Inactive									
	Med Center Hosp	LVN	45	12					12	14	5.0	
	Mother Frances Hosp	RT	8	4	3				7	1	—	
	Mother Frances Hosp	LVN	20	15					15	8	—	
	Tex Eastern	RN	120	58	33	27			118	27	50.0	
	Tyler Jr Coll	DH	80	38	28				66	0	1.2	
SUTTON	Hudspeth Mem Hosp	LVN	5	5					5	0	—	
TARRANT	Arlington Mem Hosp	LVN	60	43					43	36	30.0	
	U of Tex at Arlington	SW						94	94	25	7.0	
	All Saints Hosp	LVN	30	43					43	33	—	
	All Saints Hosp	ORT	6	3					3	6	—	
	Ft.Worth Sci. of VN	LVN	40	32					32	20	—	
	Harris Hosp	RT	16		6				6	3	—	
	Harris Hosp	MS	5	2					2	2	—	
	Harris Hosp	LVN	75	59					59	44	50.0	

COUNTY	Institution	Program	Approved Student Capacity	1st Yr	2nd Yr	3rd Yr	4th Yr	Grad Stud	Total	1970 Graduates	Reported Attrition Rate (%)
	Harris Hosp	ORT	10	10					10	10	-
	Harris Hosp	CLA	6	6					6	6	-
	Harris Hosp	MT	24				8		8	14	-
	John Peter Smith Hosp	RN	90		49	39			88	28	6.0
	John Peter Smith Hosp	RT	8						0	3	-
	St Joseph Hosp	RN	16			16			16	22	15.0
	St Joseph Hosp	LVN	100	73					73	29	26.0
	St Joseph Hosp	MT	8				7	2	9	8	1.0
	St Joseph Hosp	NA	Closed								
	St Joseph Hosp	RT	20		4				4	11	-
	Terrell's Laboratories	MT	9				5	4	9	4	0.0
	Tex Christian Univ	RN	400	53	67	71	52		243	57	10.0
	Tarrant Co Jr Coll	MS	30		10				10	0	28.3
	Tarrant Co Jr Coll	RN	100	60	51				111	45	50.0
	Tarrant Co Jr Coll	JH	24	12	23				35	0	-
	Tarrant Co Jr Coll	ORT	12	11					11	3	-
	Tarrant Co Jr Coll	RT	30	30					30	0	-
	Tarrant Co Jr Coll	MLT	20	16	11				27	0	-
TAYLOR											
	Hendrick Mem	CT	2	0					0	0	0.0
	Hendrick Mem	RT	6	2	3				5	5	10.0
	Hendrick Mem	LVN	25	20					20	29	-
	Hendrick Mem	ORT	6	3					3	5	-
	Hendrick Mem	RN	80	52	25	27			104	17	19.0
	Hendrick Mem	MT	12				3	3	6	3	0.0
	Hendrick Memorial	MRT	8	8					8	8	0
	Abilene Christian Coll	CW	-	14	12	12	16	2	56	6	60.0
TERRY											
	Brownfield Gen Hosp	LVN	8	8					8	10	13.0
TITUS											
	Mt Pleasant ISD	LVN	Closed								
TOM GREEN											
	Angelo State Univ	RN	150	105	39				144	31	50.0
	San Angelo Voc Nursing	LVN	50	50					50	34	-
	Shannon W. Tex Mem	MT	8					4	4	5	-
	St John's Hosp	CLA	Inactive								
TRAVIS											
	Austin St Hosp	RT	12	3	2				5	0	25.0
	Austin St Hosp	MT	7				2	5	7	7	0.0
	Brackenridge Hosp	LVN	80	11					11	43	0.0
	Brackenridge Hosp	RN	120	57	32	13			102	33	28.0
	Brackenridge Hosp	RT	10		3				3	4	-
	Brackenridge Hosp	MT	12				7		7	6	0.0
	Holy Cross Hosp	RT	6	2	3				5	2	0.0
	Seton Hosp	RT	8	4	4				8	3	20.0
	U of Tex at Austin	SW	.					107	107	26	10.0
	U of Tex at Austin	CW	.		34	135	46		225	55	25.0
	U of Tex at Austin	Diet	.	8	13	35	28	20	104	25	-
	U of Tex at Austin	Phar	.	235	171	172	95	25	698	124	15.0
	Univ of Texas	RN	.	167	109	155	183	42	656	94	-
	Gen Tex Coll at Austin	LVN	40	35					35	0	-
	St Edwards Univ	CW	Not returned								
TRINITY											
	Trinity Mem Hosp	LVN	6	6					6	0	0.0
TYLER											
	Tyler Co Hosp	LVN	12	9					9	7	25.0
UVALDE											
	Southwest Tex Jr Coll	LVN	15	12					12	7	-
VAL VERDE											
	Del Rio ISD	LVN	15	13					13	14	-
VICTORIA											
	Citizens Mem Hosp	RT	6	6					6	3	0
	Detar Hosp	CLA	5	2					2	7	22.0
	Detar Hosp	LVN	15	13					13	8	-
	Victoria Coll	LVN	40	27					27	30	20.0
WALKER											
	Huntsville Mem Hosp	LVN	15	10					10	12	-
	Sam Houston St Univ	CW	Not returned								
WALLER											
	Prairie View A&M Coll	RN	500	100	140	35	32		307	40	-
	Prairie View A&M Coll	Diet	100	16	7	8	31		62	7	-
	Prairie View A&M Coll	CW	Not returned								

COUNTY	Institution	Program	Approved Student Capacity	1st Yr	2nd Yr	3rd Yr	4th Yr	Grad Stud	Total	1970 Graduates	Reported Attrition Rate (%)
WASHINGTON	Blinn College	LVN	21	19					19	15	20.0
WEBB	Laredo Jr Coll	RN	80	38	23				61	12	—
	Laredo Jr Coll	CHA	23	21					21	41	—
	Mercy Hosp	RT	8	4	7				11	3	1.0
	Mercy Hosp	CLA	8	4					4	2	10.0
	Mercy Hosp	LVN	30	29					29	10	—
WHARTON	Wharton Co Jr Coll	DH	50	22	20				42	0	—
	Wharton Co Jr Coll	LVN	40	23					23	31	44.0
WICHITA	Bethania Hosp	RT	4	3					3	0	—
	Bethania Hosp	LVN	70	65					65	20	—
	Midwestern Univ	RN	160	74	34				108	0	30.0
	Wichita Gen Hosp	RT	12	5	7				12	5	—
	Wichita Gen Hosp	MT	8				1		1	2	—
	WF Anesthesia Gr	N.A.	4	2	2			2	6	0	—
	Wichita Falls ISD	LVN	20	14					14	14	40.0
WILBARGER	Vernon Hosp & Clinic	LVN	15	15					15	9	—
WILLIAMSON	Georgetown Med Surg Hosp	LVN	10	8					8	9	20.0
	The Johns Comm Hosp	LVN	11	8					8	5	—
WINKLER	Mem Hosp	LVN	20	15					15	21	25.0
	Mem Hosp	RT	4	2	2				4	1	25.0
WOOD	Mineola Gen Hosp	LVN	4	4					4	5	0.0
YOUNG	Cisco Jr Coll--Graham	LVN	15	6					6	10	—
	Hamilton Hosp	LVN	20	9					9	9	25.0

# **PART IV**

## **APPENDICIES**

# STATISTICAL PROCEDURES

The statistics presented in this report were derived from responses to a questionnaire mailed to a universe of 20,909 major health employers. Of the 14,377 questionnaires returned, 524 were found to be out-of-business in Texas at the time of the survey. These included those closed, moved out of state, retired, or deceased. Completed questionnaires were received from 13,853 or 67 percent of the 20,379 in-business employers.

**Full-time Equivalent (FTE).** Full-time equivalents are presented in order to statistically compare manpower data totals that might otherwise be unrelated because of differences in part-time employment practices. Full-time equivalent is defined as follows:

FULL-TIME EQUIVALENT (FTE) =

$$\frac{\text{FULL-TIME EMPLOYEES REPORTED} + \text{PART-TIME HOURS REPORTED}}{40}$$

**Percentage of Funded Positions Vacant.** Percentage of funded positions vacant is intended to present an analytical base from which to compare the immediate, critical proportional needs of various allied health career categories.

PERCENTAGE OF FUNDED POSITIONS VACANT =

$$\frac{\text{FUNDED OPEN POSITIONS}}{\text{FTE} + \text{FUNDED OPEN POSITIONS}} \times 100$$

**Projections.** The projections presented in Table 4, Texas Allied Health Manpower, 1970 were based on projected population estimates of The University of Texas Bureau of Business Research. The year 1971 was used as the base year from which manpower projections were made. The base number of 1971 full-time equivalent personnel in each career category was established from information reported by each health employer.

FTE, 1971 =

FTE, 1970 +

$$\begin{aligned} & \text{REPORTED FUNDED} \\ & \text{OPEN POSITIONS} \\ & + \\ & \text{REPORTED ADDITIONAL} \\ & \text{ANTICIPATED VACANCIES} \\ & \text{FOR 1971} \end{aligned}$$

The following formulas for manpower projections are as follows:

PROJECTED FTE, 1972 =

$$(\text{FTE, 1971}) \times \left( \frac{1972 \text{ Pop. Est. of } 11,528,611}{1971 \text{ Pop. Est. of } 11,257,780} \right)$$

PROJECTED FTE, 1976 =

$$(\text{FTE, 1971}) \times \left( \frac{1976 \text{ Pop. Est. of } 12,636,038}{1971 \text{ Pop. Est. of } 11,257,780} \right)$$

PROJECTED FTE, 1980 =

$$(\text{FTE, 1971}) \times \left( \frac{1980 \text{ Pop. Est. of } 13,781,444}{1971 \text{ Pop. Est. of } 11,257,780} \right)$$

**Sampling.** The statistics in this report on hospital and nursing homes "part-time hours worked" were based on a stratified sampling of 113 hospitals and 118 nursing homes. Strata were designed on the basis of (1) hospital and nursing home bed size, (2) geographic location, and (3) size of community where institution was located. For those occupations where too little data was obtained, one part-time employee was assumed to work half-time or twenty hours per week. Since these statistics are based on a sample of hospitals and nursing homes rather than all such institutions, they are subject to sampling error. As a rough guideline for use in assessing the reliability of any PART-TIME HOURS WORKED figure in the tables presented in this report, the coefficient of variation or relative sampling error for estimates of employment in occupational categories is approximately 3 percent.

**Adjustments.** Returns from Texas' 13 major health employer categories have been adjusted upward to reflect 100 percent return. Adjustments were made on a regional as well as a state level.

- (1) **Hospitals.** Adjustments of hospital manpower data were based on the assumption that hospital staffing patterns depend on hospital bed size. A 79 percent response (507 of 642 hospitals) of all hospitals surveyed accounted for 89 percent (53,385 of 59,751 hospital beds) of all hospital beds. The following formula reflects the adjustment of each figure (full-time employees, part-time employees, full-time equivalent, funded open positions, and additional anticipated vacancies for 1971) within each occupational category:

ADJUSTED FIGURES =

$$\frac{\text{REPORTED FIGURE}}{\text{PERCENTAGE OF BEDS REPORTING}} \times 100$$

- (2) **Nursing Homes.** Adjustments of nursing home manpower data were based on the assumption that nursing home staffing patterns depend on nursing home nursing bed size. An 80 percent response (718 of 897 nursing homes) of all nursing homes surveyed accounted for 81 percent (41,420 of 51,084 nursing beds) of all nursing home nursing beds. Adjustments were based on the formula above.
- (3) **All Others.** All other employer category adjustments were based on percentage of returns and are represented by the following formula:

ADJUSTED FIGURE =

$$\frac{\text{REPORTED FIGURE}}{\text{PERCENTAGE OF EMPLOYERS REPORTING}} \times 100$$

# INSTRUMENTS AND INSTRUCTIONS

## INDEX

	Page
Doctors of Medicine .....	251
Doctors of Osteopathy .....	251
Doctors of Dental Surgery .....	251
Doctors of Podiatry .....	252
Doctors of Optometry .....	252
Home Health Agencies .....	253
Social Security Approved Laboratories .....	253
Nursing Homes .....	254
Hospitals .....	255
Public Health .....	255
Higher Education .....	255
Mental Health and Mental Retardation .....	255
Allied Health Education Programs .....	254
Instructions .....	256

3



HEALTH MANPOWER RESOURCES IN DENTIST OFFICES

HEALTH MANPOWER RESOURCES

Yes No  
Please indicate the following:  Group or Partnership Practice.  
If yes to above please direct questionnaire to administrator or senior partner.  
Senior partner or administrator:  
(1) Please complete only one questionnaire for all personnel in the group or partnership.  
(2) List the group of partners (by name) on the back of the completed questionnaire.  
(3) Return all questionnaires to Texas Health Careers Program, Box 4553, Austin, Texas 78751.

Yes No  
Please indicate the following:  Group or Partnership Practice.  
If yes to above please direct questionnaire to administrator or senior partner.  
Senior partner or administrator:  
(1) Please complete only one questionnaire for all personnel in the group or partnership.  
(2) List the group of partners (by name) on the back of the completed questionnaire.  
(3) Return all questionnaires to Texas Health Careers Program, Box 4553, Austin, Texas 78751.

Instructions—Please report for the reporting week of July 13, 1970, through July 17, 1970:  
(1) The number of full-time employees.  
(2) The number of part-time employees.  
(3) The total hours worked by part-time employees during the week of July 13 to July 17.  
(4) The number of open positions for which there are funds available.  
(5) The number of additional anticipated vacancies for the year 1971.  
COUNT EACH PERSON ONLY ONCE.

Instructions—Please report for the reporting week of July 13, 1970, through July 17, 1970:  
(1) The number of full-time employees.  
(2) The number of part-time employees.  
(3) The total hours worked by part-time employees during the week of July 13 to July 17.  
(4) The number of open positions for which there are funds available.  
(5) The number of additional anticipated vacancies for the year 1971.  
COUNT EACH PERSON ONLY ONCE.

PERSONNEL CLASSIFICATIONS	Number of Full-Time Personnel	Total Hours Worked Part-Time	Number of Open Positions	Anticipated Vacancies for 1971
8.20 DENTAL ASSISTANT, AADA certified—report only those dental assistants certified by the American Association of Dental Assistants.				
8.21 DENTAL ASSISTANT—other—not certified by AADA.				
8.30 DENTAL LABORATORY TECHNICIAN—responsible for making and repair of dentures, crowns, bridges and inlays under the direction or according to the prescription of a licensed dentist.				
8.40 DENTAL HYGIENIST—report only those dental hygienists who are Registered Dental Hygienists.				
9.50 SECRETARIAL or CLERICAL—Please specify.				
9.60 OTHER PERSONNEL such as receptionist. Please specify.				

PERSONNEL CLASSIFICATIONS	Number of Full-Time Personnel	Total Hours Worked Part-Time	Number of Open Positions	Anticipated Vacancies for 1971
7.00 REGISTERED NURSE - graduate of a school of professional nursing who is currently licensed as a registered nurse (RN).				
7.01 LICENSED VOCATIONAL NURSE - graduate of a school of vocational nursing who is currently licensed as a vocational nurse (LVN).				
2.00 MEDICAL TECHNOLOGIST, MT(ASCP) - performs various chemical, bacteriological, seriological, and hemological tests and who is registered by American Society of Clinical Pathologists.				
2.01 MEDICAL TECHNOLOGIST - other—not registered by ASCP.				
2.50 LABORATORY ASSISTANT, CLAUSSCP - technical personnel certified by ASCP who assist the doctor and/or the medical technologists by performing various laboratory tests under supervision.				
2.51 LABORATORY ASSISTANT - other—not certified by ASCP.				
3.00 RADIOLOGIC TECHNOLOGISTS - ARRT Registered - is responsible for demonstrating portions of the body on X-ray film for diagnostic use. Report only those technologists registered by the American Registry of Radiologic Technologists.				
3.01 RADIOLOGIC TECHNOLOGISTS - other—not registered by ARRT.				
8.00 MEDICAL ASSISTANT, AAMA certified - individual specifically trained who although performing a variety of tasks is capable of medical transcription and is qualified to give medical assistance to patients, under the doctor's supervision.				
8.01 MEDICAL ASSISTANT - other—not AAMA certified.				
9.50 SECRETARY - performs various secretarial tasks. is not qualified to give medical assistance to patients.				
9.60 OTHER NON-PROFESSIONAL PERSONNEL - receptionist, clerical, etc. Please specify.				
OTHER PROFESSIONAL AND TECHNICAL PERSONNEL - Please specify.				

DATE OF COMPLETION \_\_\_\_\_ SIGNATURE \_\_\_\_\_ (40)

DATE OF COMPLETION \_\_\_\_\_ SIGNATURE \_\_\_\_\_ (35)

Form 2. Doctors of Dental Surgery.

Form 1. Doctors of Medicine, Doctors of Osteopathy.

HEALTH MANPOWER RESOURCES

Instructions - Please report for the reporting week of July 13, 1970, through July 17, 1970:

- (1) The number of full-time employees.
  - (2) The number of part-time employees.
  - (3) The total hours worked by part-time employees during the week of July 13 to July 17.
  - (4) The number of open positions for which there are funds available.
  - (5) The number of additional anticipated vacancies for the year 1971.
- COUNT EACH PERSON ONLY ONCE.

PERSONNEL CLASSIFICATIONS	Number of Full-Time Personnel	Number of Part-Time Personnel	Total Hours Worked Part-Time	Number of Filled Open Positions	Anticipated Vacancies for 1971
7.00 REGISTERED NURSE - graduate of a school of professional nursing who is currently licensed as a registered nurse (RN).					
7.01 LICENSED VOCATIONAL NURSE - graduate of a school of vocational nursing who is currently licensed as a vocational nurse (LVN).					
2.00 MEDICAL TECHNOLOGIST, MT(ASCP) - performs various chemical, bacteriological, serological, and hemological tests and who is registered by American Society of Clinical Pathologists.					
2.01 MEDICAL TECHNOLOGIST - other - not registered by ASCP.					
2.50 LABORATORY ASSISTANT, CLASSCP) - technical personnel certified by ASCP who assist the doctor and/or the medical technologist by performing various laboratory tests under supervision.					
2.51 LABORATORY ASSISTANT - other - not certified by ASCP.					
3.00 RADIOLOGIC TECHNOLOGISTS, ARRT Registered - is responsible for demonstrating portions of the human body on X-ray film for diagnostic use. Report only those radiologic technologists registered by the American Registry of Radiologic Technologists.					
3.01 RADIOLOGIC TECHNOLOGISTS - other - not registered by ARRT.					
8.90 PODIATRY ASSISTANT, ARPA Certified - individual specifically trained who although performing a variety of tasks is capable of medical transcription and is qualified to give medical assistance to patients, under the doctors supervision.					
8.91 PODIATRY ASSISTANT - other - not ARPA Certified.					
9.50 SECRETARY - performs various secretarial tasks, is not qualified to give medical assistance to patients.					
9.60 OTHER NON-PROFESSIONAL PERSONNEL - receptionist, clerical, etc. Please specify.					
OTHER PROFESSIONAL AND TECHNICAL PERSONNEL - Please specify.					

DATE OF COMPLETION

SIGNATURE

(45)

Form 3. Doctors of Podiatry.

HEALTH MANPOWER RESOURCES

Please indicate the following:  Yes  No  Group or Partnership Practice.  
 If yes to above please direct questionnaire to administrator or senior partner.  
 Senior partner or administrator:

- (1) Please complete only one questionnaire for all personnel in the group or partnership.
- (2) List the group of partners (by name) on the back of the completed questionnaire.
- (3) Return all questionnaires to Texas Health Careers Program, Box 4553, Austin, Texas, 78751.

Instructions—Please report for the reporting week of July 13, 1970, through July 17, 1970:

- (1) The number of full-time employees.
  - (2) The number of part-time employees.
  - (3) The total hours worked by part-time employees during the week of July 13 to July 17.
  - (4) The number of open positions for which there are funds available.
  - (5) The number of additional anticipated vacancies for the year 1971.
- COUNT EACH PERSON ONLY ONCE.

PERSONNEL CLASSIFICATIONS	Number of Full-Time Personnel	Number of Part-Time Personnel	Total Hours Worked Part-Time	Number of Filled Open Positions	Anticipated Vacancies for 1971
9.81 OPTOMETRIC ASSISTANT - assists the optometrist in general office and clinical activities.					
9.82 OPTOMETRIC TECHNICIAN - graduate of a two year course of study in optometric technician, trained to assist the optometrist in performing auxiliary tests and other optometric procedures and therapy.					
9.83 LABORATORY TECHNICIAN - spectacle lens cutting, edging and fabrication, frame repair and servicing, contact lens modification.					
9.84 DISPENSING OPTICIAN - spectacle frame styling, taking facial measurements and dispensing spectacle prescriptions.					
9.85 SECRETARY - performs various secretarial tasks, is not qualified to give optometric assistance to patients.					
9.86 OTHER PERSONNEL - special educators, vision therapists, etc. Please specify.					

DATE OF COMPLETION

SIGNATURE

(94)

Form 4. Doctors of Optometry.

HEALTH MANPOWER RESOURCES

MANPOWER RESOURCES SURVEY

PERSON COMPLETING SURVEY \_\_\_\_\_ DATE \_\_\_\_\_

INSTRUCTIONS: Before answering any of the questions, please read the "Instructions and Definitions for Completing the Manpower Resources Survey." Record all data for the reporting week beginning July 13, 1970, through July 17, 1970. COUNT EACH PERSON ONLY ONCE.

Instructions—Please report for the reporting week of August 3, 1970, through August 7, 1970:

- (1) The number of full-time employees.
- (2) The number of part-time employees.
- (3) The total hours worked by part-time employees during the week of August 3, 1970 to August 7, 1970.
- (4) The number of additional anticipated vacancies for the year 1971.

COUNT EACH PERSON ONLY ONCE.

PERSONNEL CLASSIFICATIONS	Number of Full-Time Personnel	Number of Part-Time Personnel	Total Hours Worked Part-Time	Number of Filled Open Positions	Number of Anticipated Vacancies for 1971
7.00 REGISTERED NURSE - graduate of a school of professional nursing who is currently licensed as a registered nurse (RN).					
7.01 LICENSED VOCATIONAL NURSE - graduate of a school of vocational nursing who is currently licensed as a vocational nurse (LVN).					
7.40 HOME HEALTH AIDES					
5.20 PHYSICAL THERAPIST, (OPTA) and/or (ARPT) - applies techniques and treatments to improve circulation, strengthen muscles, encourage the return of motion to the handicapped patient, and who are members of the American Physical Therapy Association and/or American Registry of Physical Therapists.					
5.21 P. AL THERAPIST - Other - not member of APFA and/or ARPT.					
5.30 PHYSICAL THERAPY ASSISTANT OR AIDE - assists the Physical Therapist.					
5.40 SPEECH THERAPIST (ASHA) - applies skills to help handicapped persons speak in as normal a fashion as possible and to understand the speech of others, and is certified by the American Speech and Hearing Association.					
5.41 SPEECH THERAPIST - Other					
9.50 SECRETARY performs various secretarial tasks, is not qualified to give medical assistance to patients.					
9.60 OTHER NON-PROFESSIONAL PERSONNEL - receptionist, clerical, etc. Please specify.					
OTHER PROFESSIONAL AND TECHNICAL PERSONNEL - Please specify.					

DATE OF COMPLETION \_\_\_\_\_

SIGNATURE \_\_\_\_\_

(87)

Form 5. Home Health Agencies.

PROFESSIONAL AND TECHNICAL PERSONNEL (Count each person only once)	Number of Full-Time Employees Col. I	Number of Part-Time Employees Col. II	Total Hours Worked Part-Time Col. III	Number of Filled Open Positions Col. IV	Number of Anticipated Vacancies for 1971 Col. V
<b>DIAGNOSTIC SERVICES</b>					
2.00 Medical Technologists—ASCP Registered					
2.01 Medical Technologists—AMT Registered					
2.02 Other Medical Technologists [Technicians]					
2.10 Cytotechnologists—ASCP Registered					
2.11 Cytotechnologists—Other [Cytotechnicians]					
2.20 Histologic Technicians—ASCP Registered					
2.21 Histologic Technicians—Other					
2.30 Electrocardiograph Technicians					
2.40 Electroencephalograph Technicians					
2.50 Laboratory Assistants—ASCP Certified					
2.51 Other Laboratory Assistants and Aides					
<b>RADIOLOGY</b>					
3.00 Radiologic Technologists [X-Ray Tech.] ARRT Registered					
3.01 Radiologic Technologists [X-Ray Tech.]—Other					
3.10 X-Ray Assistants [Including Dark Room Helpers]					
3.20 Radiation Therapy Technologists [Technician] ARRT Registered					
3.21 Radiation Therapy Technologists [Technician]—Other					
3.30 Radiation Therapy Assistant					
<b>PHARMACY</b>					
6.00 Pharmacist—Licensed					
6.10 Pharmacy Assistant					
<b>OTHER PROFESSIONAL AND TECHNICAL PERSONNEL</b>					
8.00 Medical Typist					
9.50 All Other—(Exclude those listed in instructions)					
<b>OTHER PERSONNEL</b>					
9.4. Management					
9.5. Secretarial, Clerical (Exclude Medical Secretaries listed above)					
9.6. All Other					

(50)

Form 6. Social Security Approved Laboratories.

1970 SURVEY OF ALLIED HEALTH EDUCATION PROGRAMS

MANPOWER RESOURCES SURVEY

PERSON COMPLETING SURVEY \_\_\_\_\_ DATE \_\_\_\_\_  
 Before answering any of the questions, please read the enclosed "Instructions and Definitions for Completing the Manpower Resources Survey." Except where indicated report all data for the reporting week beginning 12:01 a.m. July 13, 1970, through July 17, 1970.  
 COUNT EACH PERSON ONLY ONCE.

CATEGORY OF PERSONNEL	FILLED POSITIONS		Number of Part-Time Positions COL. II	Number of Part-Time Positions COL. III	Anticipated Vacancies for 1971 COL. IV
	Number of Full-Time Positions COL. I	Number of Part-Time Positions COL. II			
<b>PROFESSIONAL AND TECHNICAL NURSING PERSONNEL</b> (See Instructions Section B)					
7.00 Professional Nurse					
7.10 Licensed Vocational Nurse—By Exam.					
7.11 Licensed Vocational Nurse—By Waiver					
7.20 Nursing Aides, Orderly or Attendants					
<b>OTHER PROFESSIONAL AND TECHNICAL PERSONNEL</b>					
8.01 Long-Term Care Facility Manager					
8.00 Dietitians Meeting ADA Qualifications					
1.01 Dietitians—Other					
1.10 Food Service Managers					
4.30 Medical Records Librarian and Technicians—Other					
5.00 Occupational Therapist—AOTA Registered					
5.01 Occupational Therapist—Other					
5.10 Occupation Therapy Assistants					
5.20 Physical Therapist—Licensed					
5.21 Physical Therapist—Other					
5.30 Physical Therapy Assistant					
5.40 Speech Therapist—ASHA Certified					
5.41 Speech Therapist—Other					
5.50 Recreation Therapist					
5.70 Social Worker—Graduate of School of Social Work					
5.90 Social Worker—Other					
6.00 Pharmacy—Licensed					
6.10 Pharmacy Assistant					
<b>Other Professional and Technical Personnel</b>					
8.00 Medical Typist					
8.10 Word Clerk					
* (Specify below job category and number unless specifically excluded in the instructions.)					
<b>TOTAL: PROFESSIONAL AND TECHNICAL (TOTAL OF ABOVE)</b>					
<b>OTHER PERSONNEL</b>					
9.0 Food Service—(not included in 1.00-1.01 above)					
9.1 Laundry					
9.2 Housekeeping					
9.3 Maintenance					
9.4 Management					
9.5 Secretarial, Clerical (Exclude Medical Secretaries listed above)					
<b>TOTAL: OTHER PERSONNEL (lines 9.0-9.5)</b>					

(15)

Form 7. Nursing Homes.

PERSON COMPLETING SURVEY \_\_\_\_\_ DATE \_\_\_\_\_  
 INSTRUCTIONS—Please complete the questionnaire as it pertains to the above mentioned program and return to Texas Health Careers Program, P.O. Box 4553, Austin, Texas 78751.  
 PLEASE CORRECT THE ADDRESS LABEL AS NEEDED.

STUDENT ENROLLMENT (Note: HOSPITALS—Please do not include those students in clinical practice from other institutions.)

- APPROVED STUDENT CAPACITY \_\_\_\_\_
- NUMBER OF PROGRAM APPLICANTS FOR FALL 1970 \_\_\_\_\_
- CURRENT PROGRAM ENROLLMENT: MALE \_\_\_\_\_ FEMALE \_\_\_\_\_ TOTAL \_\_\_\_\_
- NUMBER OF GRADUATES - 1970 \_\_\_\_\_
- STUDENT RACE COMPOSITION: ANGLO-AMERICAN \_\_\_\_\_ MEXICAN-AMERICAN \_\_\_\_\_ BLACK-AMERICAN \_\_\_\_\_
- COMPOSITION OF STUDENT BODY (Indicate Number Where Appropriate): FRESHMAN OR 1st YEAR \_\_\_\_\_ SOPHOMORE OR 2nd YEAR \_\_\_\_\_ JUNIOR OR 3rd YEAR \_\_\_\_\_ SENIOR OR 4th YEAR \_\_\_\_\_ GRADUATE STUDENTS \_\_\_\_\_
- APPROXIMATE PERCENTAGE OF STUDENTS LOST (ATTRITION PERCENTAGE) FROM THE TIME STUDENT ENTERS UNTIL GRADUATION \_\_\_\_\_ %

- FACULTY**
- NUMBER OF FULL-TIME FACULTY FOR YOUR PROGRAM (Employed as Professor, Instructor, and/or Program Director) \_\_\_\_\_
  - NUMBER OF PART-TIME FACULTY FOR YOUR PROGRAM \_\_\_\_\_
  - NUMBER OF CURRENT FACULTY VACANCIES \_\_\_\_\_
  - COMPOSITION OF FACULTY: (Indicate Number Where Appropriate): NO COLLEGE DEGREE \_\_\_\_\_ M. D. \_\_\_\_\_ BACHELOR'S DEGREE \_\_\_\_\_ PH. D. \_\_\_\_\_ MASTER'S DEGREE \_\_\_\_\_ OTHER \_\_\_\_\_

**CHECK ALL OTHER ALLIED HEALTH PROGRAMS OFFERED BY YOUR INSTITUTION** (Note: HOSPITALS - Please do not include those programs that are administered outside your institution.)

- 20 Professional Nurse
- 21 Licensed Vocational Nurse
- 23 Operating Room Nurse
- 24 Nurse Anesthetist
- 30 Operating Room Technician
- 31 Certified Laboratory Assistant
- 38 Medical Laboratory Technician
- 32 Medical Technologist
- 37 Histotechnologist
- 36 Cytotechnologist
- 33 Radiologic Technologist
- 34 Inhalation Therapist
- 35 Pharmacist
- 40 Dental Assistant
- 41 Dental Laboratory Technician
- 42 Dental Hygienist
- 50 Physical Therapist
- 56 Physical Therapy Assistant
- 52 Occupational Therapy Assistant
- 57 Occupational Therapy Assistant
- 51 Social Worker (Master's)
- 54 Case Worker (Bachelor's)
- 55 Mental Health Worker (Associate)
- 53 Dietitian
- 60 Hospital Administrator
- 61 Hospital Management Assistant
- 70 Medical Secretary
- 71 Medical Record Librarian
- 72 Medical Record Technician
- 74 Medical Assistant
- 80 Central Service Technology
- 81 Medical Art
- 82 Community Health Aide

Name of affiliated hospitals and educational institutions \_\_\_\_\_  
 Program Director/Supervisor Name \_\_\_\_\_ Degree \_\_\_\_\_  
 Medical Director/Supervisor Name \_\_\_\_\_ Degree \_\_\_\_\_  
 Would you be willing to provide the Texas Health Careers Program with a list of the name and home town of each student enrolled in your program?  yes  no

Form 8. Allied Health Education Programs.



INSTRUCTIONS AND DEFINITIONS FOR  
COMPLETING MANPOWER RESOURCES SURVEY

These instructions and definitions are designed to clarify sections of the questionnaire. All items are listed in the order in which they appear in the questionnaire. After completing survey, please return only the instrument (omit Instructions and Definitions) to:

Texas Health Careers Program  
P. O. Box 4553  
Austin, Texas 78751

## GENERAL INSTRUCTIONS AND DEFINITIONS

The following applies to all sections of the questionnaire.

Personnel to be counted:

1. All full and part-time personnel, except those excluded below, who have worked in your institution during the reporting week, including members of religious orders, whether paid or unpaid. For the purpose of this survey, full-time personnel are those whose regularly scheduled work week is 35 or more hours in your institution; part-time personnel are those whose regularly scheduled work week is less than 35 hours in your institution.
2. Personnel who are regular employees but who were absent temporarily during the reporting week because of sick leave, vacation, or attendance at a short-term training program, institute or convention.
3. Consultants who work on a regularly scheduled basis (a given number of hours per month or week) should be considered part-time employees.

Personnel to be excluded:

1. Physicians and dentists.
2. Volunteer workers.
3. Private duty nurses; i.e., nurses employed directly by patients.
4. Persons in training, including student nurses, and other trainees enrolled in formal programs.
5. Personnel who worked on an "on call" rather than a regularly scheduled basis to relieve certain regular employees who were absent during the reporting week.
6. Consultants who work on a fee basis.
7. Personnel working in affiliated nursing homes.

## SPECIFIC INSTRUCTIONS

This questionnaire requests information on professional, technical, and other categories of personnel. Please read carefully the definitions of these positions.

## REPORTING PROCEDURE:

Column I: Number of Full-time employees.

Report the number of full-time personnel at each position.

Column II: Number of Part-time employees.

Report the number of part-time personnel at each position. Record a particular employee only once whether he is full-time or part-time.

To avoid duplication in counting persons who may hold more than one position or responsibility, record the worker in the position in which the majority of his time (over 50%) is spent.

Column III: Total Hours Worked, Part-time.

Report the total number of hours worked by all part-time personnel during the reporting week.

Column IV: Current Funded Vacancies.

Report the number of additional full-time equivalents for which a vacancy exists and funds are available.

Column V: Anticipated Vacancies for 1971.

Report the number of additional full-time equivalents for which you anticipate funding for 1971.

**DEFINITIONS**

Definition: Professional and Technical Personnel

1. **Dietary Services**
  - 1.0 Dietitian - plans nutritionally adequate menus, including monodiet diets, and supervises the preparation and service of meals for patients and personnel. Report on line 1.00 only those dietitians who meet the educational qualifications of the American Dietetic Association. Report on line 1.00 those persons meeting ADA qualifications who serve as head of the food service department.
  - 1.1 Food Service Manager - person responsible for food service administration, and designated as head of the food service department. (See Item 8.00 above)
2. **Diagnostic Services**
  - 2.0 Medical Technologist - performs various chemical, bacteriological, serological, and hematological tests. Report on line 2.00 only those medical technologists registered by the American Society of Clinical Pathologists. Report on line 2.01 those medical technologists who are registered by AMT.
  - 2.1 Cytotechnologist - specially trained to search for abnormalities in human cells which might suggest cancer. Report on line 2.10 only those cytotechnologists registered by the American Society of Clinical Pathologists.
  - 2.2 Histologic Technician - specially trained in the preparation of thin sections of tissues for examination to determine the presence or absence of disease. Report on line 2.20 only those histologic technicians registered by the American Society of Clinical Pathologists.
  - 2.3 Electrocardiograph Technician - records patterns of heart function.
  - 2.4 Electroencephalograph Technician - records brain wave patterns.
  - 2.5 Laboratory Assistant or Aide - includes technical personnel who assist the scientific personnel and/or the medical technologist by performing various tests under supervision. Report on line 2.50 only those laboratory assistants certified by the American Society of Clinical Pathologists.
3. **Radiology**
  - 3.0 Radiologic Technologists - is responsible for demonstrating portions of the human body on X-ray film or fluoroscopic screen for diagnostic use by the radiologist. Report on line 3.00 only those radiologic technologists registered by the American Registry of Radiologic Technologists.
  - 3.1 X-ray Assistant - assists the radiologic technologist (technician). Includes darkroom helpers.
  - 3.2 Radiation Therapy Technologist (technician) - is responsible for operating radiation producing devices to administer therapeutic treatments as prescribed by the radiologist. Report on line 3.20 only those radiation therapy technologists registered by the American Registry of Radiologic Technologists.
  - 3.3 Radiation Therapy Assistant - assists the radiation therapy technologist (technician).
4. **Medical Records**
  - 4.0 Medical Record Librarian - is responsible for planning, organizing, supervising and maintaining systems of medical records. Report on line 4.00 only those medical record librarians registered by the American Association of Medical Record Librarians.
  - 4.1 Medical Record Technician - assists the medical record librarian in carrying out the technical work within the department. Report on line 4.10 only those medical record technicians accredited by the American Association of Medical Record Librarians.
  - 4.2 Medical Librarian - organizes and administers library service for staff. Report on line 4.20 only those medical librarians certified by the Medical Library Association.
5. **Therapeutic Services**
  - 5.0 Occupational Therapist - selects and directs physical, educational, social, and daily living activities designed to meet specific needs of mentally or physically disabled patients. Report on line 5.00 only those occupational therapists designed to meet specific needs of mentally or physically disabled patients. Report on line 5.00 only those occupational therapists registered by the American Occupational Therapy Association.
  - 5.1 Occupational Therapy Assistant and Aide - assists the occupational therapist. Report on line 5.10 only those assistants who are certified by the American Occupational Therapy Association.
  - 5.2 Physical Therapist - applies techniques and treatments to improve circulation, strengthen muscles, encourage the return of motion to the handicapped patient, as well as to perform activities associated with daily living. Report on line 5.20 only those physical therapists who are members of the American Physical Therapy Association and/or American Registry of Physical Therapists.
  - 5.3 Physical Therapist Assistant and Aide - assists the physical therapist.
  - 5.4 Speech Pathologist and Audiologist - applies skills to help handicapped persons speak in as normal a fashion as possible and to understand speech or others. Report on line 5.40 only those speech pathologists and audiologists certified by the American Speech and Hearing Association.
  - 5.5 Recreation Therapist - develops programs involving sports, crafts, trips, and music, rehabilitation and restoration of patients.
  - 5.6 Inhalation Therapist - uses drugs and equipment to attempt to restore normal function to the respiratory system. Report on line 5.60 only those inhalation therapists registered by the American Registry of Inhalation Therapists.
  - 5.7 Social Worker - reports on line 5.70 only those workers with a master's degree in social work. Report on line 5.71 holders of baccalaureate degrees and other social workers in carrying out defined tasks in the department.
  - 5.8 Social Work Assistant and Aide - assists the social worker in carrying out defined tasks in the department.
6. **Pharmacy**
  - 6.0 Pharmacist - licensed by the State Board of Pharmacy to practice the profession in Texas.
  - 6.1 Pharmacy Assistant - assists the pharmacist.
7. **Nursing Service**
  - 7.0 Nurse, Professional - a graduate of an approved school of professional nursing who is currently licensed to practice in Texas. Do not include any professional nurses previously reported in categories 1.6 of this section.
  - 7.1 Nurse, Licensed Vocational - Nurses who work under the supervision of professional nurses and/or physicians, who are graduates of approved schools of vocational nursing and who are licensed to practice in Texas, or who are granted a license by waiver on the basis of previous experience, endorsement, or other social workers with a master's degree in social work. Do not include any vocational nurses previously reported in categories 1.6 of this section.
  - 7.2 Nursing Aide (Orderly and Attendant) - includes the nursing staff by performing routine duties in caring for patients, under the direct supervision of professional nurses. Includes psychiatric nurses awaiting licensure.
  - 7.3 Surgical Technical Aide - assists, under continuous professional nurse supervision, in the care of patients in the operating room and the delivery room. Assists in the care, preparation, and maintenance of sterile and unsterile supplies and equipment.

8. **Other Professional and Technical Personnel**
    - 8.0 Medical Typist - duties vary according to the demands of the position, but generally include taking dictation, typing letters, case histories, patient records, and making appointments. Include all those so specifically trained but do not limit to those working in the medical record department.
    - 8.1 Ward Clerk - sometimes called Floor Clerk, works in the ward or floor nursing unit, acting as a receptionist and doing much of the paper work.
    - 8.2 Dental Assistant - duties vary according to the demands of the position, but generally include general office duties, record maintenance, and assistance to the dentist while patient is in the chair. Report on line 8.20 only those dental assistants certified by the American Association of Dental Assistants.
    - 8.3 Dental Laboratory Technician - responsible for making and repair of dentures, crowns, bridges, and trays under the direction or according to the prescription of a licensed dentist.
    - 8.4 Dental Hygienist - the hygienist's job is to clean teeth and to teach patients the proper way to care for their mouths between regular dental visits. Report on line 8.40 only those dental hygienists who are Registered Dental Hygienists and licensed to practice in Texas.
    - 8.5 All other professional and technical personnel - include all other professional and technical personnel not reported in categories 1.0 to 8.4 but do not include physicians, dentists, volunteer workers, private duty nurses and persons in training such as student nurses and other trainees enrolled in formal programs, or any other personnel specifically excluded in the general instructions. Do not include personnel who should be reported in categories 9.0 - 9.6, other personnel.
- Definitions: Other Personnel
- 9.0 Food Service - all personnel other than dietitians and food service managers who assist in the preparation and serving of food. Include cooks, helpers, dishwashers, etc.
  - 9.1 Laundry - all personnel, including supervisors, who handle, wash and distribute laundry. If the laundry service is contracted outside the plant, report there only those laundry personnel who are paid by and are under the supervision of the plant.
  - 9.2 Housekeeping - all personnel, including supervisors, and janitor maids, who are responsible for the cleanliness of all areas of the plant.
  - 9.3 Maintenance - all personnel, including supervisors, who are responsible for maintenance of the plant and upkeep of the grounds. If the plant has a security service or guards paid by and under the supervision of the plant, these personnel would be reported in this category.
  - 9.4 Management - include the administrator, assistant administrator, controller, and other management staff.
  - 9.5 Secretarial, Clerical - do not include medical secretaries listed in 8.1.
  - 9.6 All others - report personnel who belong in this "other personnel" grouping but were not assigned to a specific category above.
- Please return only the survey instrument to:  
Texas Health Careers Program  
P. O. Box 9553  
Austin, Texas 78795

**DEFINITIONS**

Definition: Professional and Technical Personnel

1. **Diagnostic Services**
    - 2.0 Medical Technologist - performs various chemical, bacteriological, serological, and hematological tests. Report on line 2.00 only those medical technologists registered by the American Society of Clinical Pathologists. Report on line 2.01 those medical technologists who are registered by AMT.
    - 2.1 Cytotechnologist - specially trained to search for abnormalities in human cells which might suggest cancer. Report on line 2.10 only those cytotechnologists registered by the American Society of Clinical Pathologists.
    - 2.2 Histologic Technician - specially trained in the preparation of thin sections of tissue for examination to determine the presence or absence of disease. Report on line 2.20 only those histologic technicians registered by the American Society of Clinical Pathologists.
    - 2.5 Laboratory Assistant or Aide - includes technical personnel who assist the scientific personnel and/or the medical technologist by performing various tests under supervision. Report on line 2.50 only those laboratory assistants certified by the American Society of Clinical Pathologists.
  2. **Radiology**
    - 3.0 Radiologic Technologists - is responsible for demonstrating portions of the human body on X-ray film or fluoroscopic screen for diagnostic use by the radiologist. Report on line 3.00 only those radiologic technologists registered by the American Registry of Radiologic Technologists.
    - 3.1 X-ray Assistant - assists the radiologic technologist (technician). Includes darkroom helpers.
    - 3.2 Radiation Therapy Technologist (technician) - is responsible for operating radiation producing devices to administer therapeutic treatments as prescribed by the radiologist. Report on line 3.20 only those radiation therapy technologists registered by the American Registry of Radiologic Technologists.
    - 3.3 Radiation Therapy Assistant - assists the radiation therapy technologist (technician).
  3. **Pharmacy**
    - 6.0 Pharmacist - licensed by the State Board of Pharmacy to practice the profession in Texas.
    - 6.1 Pharmacy Assistant - assists the pharmacist.
  4. **Other Professional and Technical Personnel**
    - 8.0 Medical Typist - duties vary according to the demands of the position, but generally include taking dictation, typing letters, case histories, and patients records, and making appointments. Include all those so specifically trained but do not limit to those working in the medical record department.
    - 8.5 All other professional and technical personnel - include all other professional and technical personnel not reported in categories 1.0 to 8.4 but do not include physicians, dentists, volunteer workers, private duty nurses and persons in training such as student nurses and other trainees enrolled in formal programs, or any other personnel specifically excluded in the general instructions. Do not include personnel who should be reported in categories 9.4 - 9.6
- Definitions: Other Personnel
- 9.4 Management - include the administrator, assistant administrators, controller, and other management staff.
  - 9.5 Secretarial, Clerical - do not include medical secretaries listed in 8.1.
  - 9.6 All others - report personnel who belong in this "other personnel" grouping but were not assigned to a specific category above.

## REFERENCES

Texas Hospital Education and Research Foundation. *Allied Health Manpower in Texas, 1969*; Austin: Texas Hospital Association, 1969.

Bureau of Health Manpower, Public Health Service. Department of Health, Education, and Welfare and the American Hospital Association; *Manpower Resources In Hospitals—1966*; Chicago, Illinois: American Hospital Association, 1966.

U.S. Government Printing Office, 1967; *Report of the National Advisory Commission on Health Manpower, Volume II*.

American Nurses' Association *Facts About Nursing, 1968 Edition*; 10 Columbus Circle, New York, New York.

Fleming, George M.; *A Survey of Allied Health Personnel Needs In Houston Area Hospitals*; Houston: The Methodist Hospital, 1967.

U.S. Department of Health, Education, and Welfare, Public Health Service, Superintendent of Documents. *Health Manpower Perspective, 1967*.

U.S. Department of Health, Education, and Welfare, Public Health Service, Superintendent of Documents. *The Allied Health Professions Personnel Training Act of 1966 as Amended*.

U.S. Department of Health, Education, and Welfare, Public Health Service, Superintendent of Documents. *Health Resources Statistics, Health Manpower and Health Facilities, 1969*.

U.S. Department of Health, Education, and Welfare, Public Health Service, Superintendent of Documents. *Education For the Allied Health Professions and Services*.

U.S. Department of Health, Education, and Welfare, Public Health Service, Superintendent of Documents. *Health Manpower, United States, 1965-1967*.

U.S. Department of Health, Education, and Welfare, Public Health Services, Superintendent of Documents. *Health Manpower Source Book, Section 21, Allied Health Manpower, 1950-1980*.

New Hampshire Health Careers Council. *New Hampshire Health Manpower Study, 1968*; Concord, New Hampshire, 1968.

Office of the Governor of Texas. *Goals for Texas, Phase Two*; Austin: The Steck-Warlick Company, 1970.

U.S. Department of Texas. *Occupational Outlook Handbook*; Bulletin 1550. U.S. Government Printing Office.

U.S. Department of Labor. *Health Manpower 1966-1975 A Study of Requirements and Supply*; Report Number 323: U.S. Government Printing Office.