

DOCUMENT RESUME

ED 079 484

VT 020 397

TITLE Hours, Wages and Related Payments in the Ontario Construction Industry, 1973. Part I.
INSTITUTION Ontario Dept. of Labour, Toronto. Research Branch.
PUB DATE Feb 73
NOTE 219p.; Fourth Annual Edition

EDRS PRICE MF-\$0.65 HC-\$9.87

DESCRIPTORS *Collective Bargaining; *Construction Industry; Industrial Relations; Labor Conditions; *Labor Demands; Labor Economics; Labor Force; Occupational Surveys; Statistical Data; *Wages; *Working hours Ontario

IDENTIFIERS Ontario

ABSTRACT

This is the first part of a study directed at supplying information about labor relations in the construction industry in Ontario. Presented in tables by occupations are data pertaining to: (1) straight time hourly wage rates, (2) employee payments for vacations and other fringe benefits, (3) daily and weekly hours paid at straight time rates, (4) daily, weekend, and holiday overtime rates, (5) shift premiums, (6) paid work breaks, and (7) guaranteed payments to employees. Analyses of 239 agreements supplied the data for this report. The data and the tables used to present them are explained in an introduction. Appendices contain a list of the specific agreements and regional maps depicting the areas involved. (SN)

ED 079484



Ontario

Ministry of
Labour

Research Branch

**HOURS, WAGES and RELATED PAYMENTS
IN THE ONTARIO CONSTRUCTION INDUSTRY
1973**

Part 1

VT020397

FILMED FROM BEST AVAILABLE COPY

ED 079484

U S DEPARTMENT OF HEALTH,
EDUCATION & WELFARE
NATIONAL INSTITUTE OF
EDUCATION

THIS DOCUMENT HAS BEEN REPRO-
DUCED EXACTLY AS RECEIVED FROM
THE PERSON OR ORGANIZATION ORIGIN-
ATING IT. POINTS OF VIEW OR OPINIONS
STATED DO NOT NECESSARILY REPRESENT
OFFICIAL NATIONAL INSTITUTE OF
EDUCATION POSITION OR POLICY.

HOURS, WAGES AND RELATED PAYMENTS
IN
THE ONTARIO CONSTRUCTION INDUSTRY
1973

PART I

by

Research Branch
Ontario Ministry of Labour
Toronto Ontario
February 1973

Hon. Fernand Guindon,
Minister..

R.D. n.
Deputy his

U S DEPARTMENT OF HEALTH,
EDUCATION & WELFARE
NATIONAL INSTITUTE OF
EDUCATION
THIS DOCUMENT HAS BEEN REPRO-
DUCED EXACTLY AS RECEIVED FROM
THE PERSON OR ORGANIZATION ORIGIN-
ATING IT. POINTS OF VIEW OR OPINIONS
STATED DO NOT NECESSARILY REPRESENT
OFFICIAL NATIONAL INSTITUTE OF
EDUCATION POSITION OR POLICY

HOURS, WAGES AND RELATED PAYMENTS
IN
THE ONTARIO CONSTRUCTION INDUSTRY
1973

PART I

by

Research Branch
Ontario Ministry of Labour
Toronto Ontario
February 1973

R.D. John. Fernand Guindon,
Deputy Minister.

R.D. Johnston,
Deputy Minister.

TABLE OF CONTENTS

Introduction

FART I

Table 1	Hours, Wages and Related Payments for Asbestos Mechanics under Ontario Construction Agreements, by Location and Union
Table 2	Hours, Wages and Related Payments for Boilermakers under Ontario Construction Agreements, by Location and Union
Table 3	Hours, Wages and Related Payments for Bricklayers under Ontario Construction Agreements, by Location and Union
Table 4	Hours, Wages and Related Payments for Carpenters under Ontario Construction Agreements, by Location and Union
Table 5	Hours, Wages and Related Payments for Cement Finishers under Ontario Construction Agreements, by Location and Union
Table 6	Hours, Wages and Related Payments for Electricians under Ontario Construction Agreements, by Location and Union
Table 7	Hours, Wages and Related Payments for Elevator Mechanics under Ontario Construction Agreements, by Location and Union
Table 8	Hours, Wages and Related Payments for Glaziers under Ontario Construction Agreements, by Location and Union

TABLE OF CONTENTS

ion

PAGE

1

PART I

Hours, Wages and Related Payments for Asbestos Mechanics under Ontario Construction Agreements, by Location and Union	7
Hours, Wages and Related Payments for Boilermakers under Ontario Construction Agreements, by Location and Union	11
Hours, Wages and Related Payments for Bricklayers under Ontario Construction Agreements, by Location and Union	13
Hours, Wages and Related Payments for Carpenters under Ontario Construction Agreements, by Location and Union	22
Hours, Wages and Related Payments for Cement Finishers under Ontario Construction Agreements, by Location and Union	31
Hours, Wages and Related Payments for Electricians under Ontario Construction Agreements, by Location and Union	36
Hours, Wages and Related Payments for Elevator Mechanics under Ontario Construction Agreements, by Location and Union	43
Hours, Wages and Related Payments for Glaziers under Ontario Construction Agreements, by Location and Union	47

Table 9	Hours, Wages and Related Payments for Labourers under Ontario Construction Agreements, by Location and Union
Table 10	Hours, Wages and Related Payments for Lathers under Ontario Construction Agreements, by Location and Union
Table 11	Hours, Wages and Related Payments for Marble, Terrazzo and Tile Setters under Ontario Construction Agreements, by Location and Union
Table 12	Hours, Wages and Related Payments for Millwrights under Ontario Construction Agreements, by Location and Union
Table 13A	Hours, Wages and Related Payments for Operating Engineers (Bulldozer Operators) under Ontario Construction Agreements, by Location and Union
Table 13B	Hours, Wages and Related Payments for Operating Engineers (Crane Operators) under Ontario Construction Agreements, by Location and Union
Table 13C	Hours, Wages and Related Payments for Operating Engineers (Hoist Operators) under Ontario Construction Agreements, by Location and Union
Table 13D	Hours, Wages and Related Payments for Operating Engineers (Oilers) under Ontario Construction Agreements, by Location and Union
Table 14	Hours, Wages and Related Payments for Ornamental Iron Workers under Ontario Construction Agreements, by Location and Union.
Table 15	Hours, Wages and Related Payments for Painters under Ontario Construction Agreements, by Location and Union
Table 16	Hours, Wages and Related Payments for Plasterers under Ontario Construction agreements, by Location and Union
Table 17	Hours, Wages and Related Payments for Plumbers and Pipefitters under Ontario Construction Agreements, by Location and Union

	<u>PAGE</u>
rs, Wages and Related Payments for Labourers under Ontario Construction reements, by Location and Union	52
rs, Wages and Related Payments for Lathers under Ontario Construction reements, by Location and Union	65
rs, Wages and Related Payments for Marble, Terrazzo and Tile Setters under ario Construction Agreements, by Location and Union	72
rs, Wages and Related Payments for Millwrights under Ontario Construction reements, by Location and Union	78
rs, Wages and Related Payments for Operating Engineers (Bulldozer Operators) er Ontario Construction Agreements, by Location and Union	82
rs, Wages and Related Payments for Operating Engineers (Crane Operators) er Ontario Construction Agreements, by Location and Union	92
rs, Wages and Related Payments for Operating Engineers (Hoist Operators) er Ontario Construction Agreements, by Location and Union	102
rs, Wages and Related Payments for Operating Engineers (Oilers) under ario Construction Agreements, by Location and Union	108
rs, Wages and Related Payments for Ornamental Iron Workers under Ontario struction Agreements, by Location and Union.	115
rs, Wages and Related Payments for Painters under Ontario Construction reements, by Location and Union	121
rs, Wages and Related Payments for Plasterers under Ontario Construction reements, by Location and Union	131
rs, Wages and Related Payments for Plumbers and Pipefitters under Ontario struction Agreements, by Location and Union	140

Table 18	Hours, Wages and Related Payments for Refrigeration Mechanics under Construction Agreements, by Location and Union
Table 19	Hours, Wages and Related Payments for Resilient Floor Layers under Construction Agreements, by Location and Union
Table 20	Hours, Wages and Related Payments for Riggers under Ontario Construction Agreements, by Location and Union
Table 21	Hours, Wages and Related Payments for Rodmen under Ontario Construction Agreements, by Location and Union
Table 22	Hours, Wages and Related Payments for Roofers under Ontario Construction Agreements, by Location and Union
Table 23	Hours, Wages and Related Payments for Sheet Metal Workers under Ontario Construction Agreements, by Location and Union
Table 24	Hours, Wages and Related Payments for Sprinkler Installers under Ontario Construction Agreements, by Location and Union
Table 25	Hours, Wages and Related Payments for Structural Steel Erectors under Construction Agreements, by Location and Union
Table 26	Hours, Wages and Related Payments for Terrazzo Machine Operators under Construction Agreements, by Location and Union
Appendix I	Identification of Agreements Analyzed
Appendix II	Regional Maps

	<u>PAGE</u>
Hours, Wages and Related Payments for Refrigeration Mechanics under Ontario Construction Agreements, by Location and Union	150
Hours, Wages and Related Payments for Resilient Floor Layers under Ontario Construction Agreements, by Location and Union	154
Hours, Wages and Related Payments for Riggers under Ontario Construction Agreements, by Location and Union	158
Hours, Wages and Related Payments for Rodmen under Ontario Construction Agreements, by Location and Union	163
Hours, Wages and Related Payments for Roofers under Ontario Construction Agreements, by Location and Union	169
Hours, Wages and Related Payments for Sheet Metal Workers under Ontario Construction Agreements, by Location and Union	175
Hours, Wages and Related Payments for Sprinkler Installers under Ontario Construction Agreements, by Location and Union	183
Hours, Wages and Related Payments for Structural Steel Erectors under Ontario Construction Agreements, by Location and Union	187
Hours, Wages and Related Payments for Terrazzo Machine Operators under Ontario Construction Agreements, by Location and Union	192
Identification of Agreements Analyzed	197
Regional Maps	205

I N T R O D U C T I O N

This is the fourth annual edition of the Ontario Ministry of Labour's report on wage rates and fringe benefits established by collective agreements that apply to construction work in the Province. The primary purpose of the analysis is to supply information to people concerned with labour relations in the construction industry.

The 1973 report consists of two separate publications. The first to appear, Part I, classifies the data by occupation; while Part II classifies them by major urban centre. This document, Part I, consists of 30 tables referring to the same number of construction trades or occupations. Four of these tables refer to occupations in agreements of the International Union of Operating Engineers, and are numbered 13A, 13B, 13C and 13D.

For the report, 239 agreements were analyzed that set the patterns of wages and working conditions in building, road, sewer and watermain, and tunnel construction throughout the Province. Of these agreements, 160 were signed by formal associations of employers, 34

were signed by several employers not acting as members of an association, and 45 were signed by individual employers. Care was taken to ensure that both the group and individual employer agreements do in fact tend to establish patterns for wages and working conditions in the areas to which they apply.

Of the agreements used, 231 were in effect when the analysis was completed in February 1973. The remaining 8 expired between April 30 and December 31, 1972 and were still being re-negotiated.

The data given refer to the following matters: straight-time hourly wage rates; employer payments for vacations, health and welfare, pensions, supplemental unemployment benefits, and special funds; daily and weekly hours paid at straight-time rates; daily, Saturday, Sunday and holiday overtime rates; shift premiums; paid work breaks; and guaranteed payments to employees who report for work on a schedule and find no work available because of adverse weather, shortage of material or other conditions.

The remainder of this introduction consists of an explanation of the organization of the tables and the information contained in them. Users should study the definitions carefully and in this connection it is important to note that all the tables have an identical format.

Location and Union

The left-hand stub of each table identifies the area in which an agreement applies and the union that is party to it. The basic breakdown of this area-union classification is by the ten economic regions of Ontario. These regions are named, and identified as well by the codes assigned to them by Statistics Canada ranging from 50 to 59. Within the economic regions, the unions are identified and the specific areas covered by agreements described.

Where an agreement covers all of an economic region, this is indicated by the term 'entire region' entered after the union name. Where an agreement covers areas in two or more economic regions, the data are shown for each region with a regional code number entered beside the signatory local union to indicate to the user that the agreement is also listed under another region.

Within an economic region, an agreement may cover one or more counties or parts of counties. If an agreement covers an entire county, only the county name is shown. If the geographic coverage is less than an entire county and if there are communities of 1,000 or more population within the part covered, these communities are listed to indicate the area to which the agreement applies. If no communities of 1,000 or more population are located in the part of the county covered, then it is described as the north, south, east or west part or by some other appropriate designation.

In some instances, two agreements covering the same occupation apply to the same area. These areas have been identified in the left-hand stub under both the local unions concerned and are cross-referenced.

Wage and Related Payments

The seven columns of the tables immediately to the right of the left-hand stub come under the heading: 'Wage and Related Payments for Regularly Scheduled Daytime Hours'. The first of these columns gives the effective date of entries in each of the succeeding six. The date entered under the rate information in the 'Hourly Rate' column is the expiry date of the contract in question. All the other information

in these seven columns is self-explanatory, except that the user should be aware that the data in the 'Total' column were calculated by the Research Branch and not taken directly from the agreements. This total is the combined cost per hour of wages, vacations, health and welfare, pensions and SUB payments. Where no entries appear in the 'Total' column, the reasons for this are given in a footnote.

Efforts were made to relate the data for each trade to the types of construction to which they apply. Where this information was provided in the agreement, it was specified in the 'Hourly Rate' column beside the appropriate rates. The following abbreviations have been used to identify the various types of construction:

CI = Commercial and industrial
 R = Residential
 CIR = Commercial, industrial and residential
 B = Building
 Rd = Road
 S = Sewer and watermain
 T = Tunnel
 RdS = Road, sewer and watermain
 RdST = Road, sewer and watermain and tunnel

Unless otherwise specified, the data in each of the nine columns to the right of

the 'Total', indicate a situation that exists throughout the life of the contract. Where a change occurs during the life of the contract, the date of the change is specified along with the entry describing it.

Special Funds

The 'Special Funds' column shows payments employers are required to make to industry, training and other types of funds. The following abbreviations have been used to identify the type of fund to which such payments are made:

AF = Apprenticeship training fund
 IF = Industry fund
 TF = Apprenticeship and journeymen training fund
 UF = Union fund
 UIF = Union and industry fund

Standard Hours

The 'Standard Hours' column reports the daily and weekly hours normally worked at straight-time hours. Where the daily hours are not specified, this is stated in the footnotes. Where the hours are spread over a two-week period, this is stated in the column.

Overtime

The 'Overtime' columns show the rates paid for daily overtime work and for work on Saturday, Sunday and holidays. If a premium rate is paid for weekly or bi-weekly, and not for daily overtime, this is stated. If the rate paid for holiday work is in addition to pay for the holiday as such, this is noted in the holiday column. The entries in these columns have been abbreviated by the use of "x" to indicate multiples of the straight-time rates. Thus "1½x" means one and one-half times the straight-time rate, and "2x" means double the straight-time rate.

Shift Premiums

The 'Shift Premiums' column shows the differentials that are paid for shift work. Where the agreement mentions second and third shifts, they are specified with the appropriate premium; otherwise only the premium is shown. Where shift premiums are based on a time differential basis, such as eight hours' pay for seven hours' work, they have been converted to multiples of the straight-time rate using the abbreviation "x", already explained under 'Overtime'.

Work Breaks

The data in the 'Work Breaks' column show the number of daily rest periods provided and their duration. Where either of these elements is not stated in the agreement, this is mentioned.

Reporting Pay

The 'Reporting Pay' column shows the minimum amount of pay or work guaranteed an employee who reports to work on schedule but finds no work available because of inclement weather, shortage of material, or other conditions. Where the payment is graduated, such as one hour's pay for reporting and two hours if any work was performed, this is specified in a footnote.

Appendixes

Appendix I contains eleven maps. One shows all the economic regions of the Province of Ontario, while the others show each of the ten regions and the counties and centres with a population of 1,000 or more located within them. Appendix II lists the 239 agreements that were analyzed, with their expiry dates.

The report was prepared in the Ministry's Research Branch by Susan Markell, Anna Smith, and Robert Martin, under the supervision of

Lenard Haywood. Special credit goes to the Collective Agreements Library for making the agreements available.

Table 1

HOURS, WAGES AND RELATED PAYMENTS FOR ASBESTOS MECHANICS
UNDER ONTARIO CONSTRUCTION AGREEMENTS, BY LOCATION AND UNION

Location and Union	WAGE AND RELATED PAYMENTS FOR REGULARLY SCHEDULED DAYTIME HOURS							SPECIAL FUNDS	STANDARD HOURS	OVERTIME			SHIFT PREMIUM
	Effective Date	Hourly Rate	Vaca- tion	Health and Welfare	Pen- sion	S.U.B.	Total			After Daily Hours	Saturday	Sunday and Holidays	
<u>Eastern Ontario Region (50)</u>													
Asbestos Workers, Loc. 58													
Carleton, Dundas, Glen- garry, Lanark, Prescott, Renfrew, Russell & Stor- mont Counties	Oct 1,71	CIR \$5.60	8%	2%	-	-	\$6.16	IF 2¢	8/40	1½x to 10 pm, 2x after	2x	2x	1.1/
	May 1,72	6.10	"	"			6.71						
	Oct 1,72	6.60	"	"			7.26						
		Apr 30,73											
Asbestos Workers, Loc. 95(51, 52, 53, 54, 55, 56, 57,58,59)													
Frontenac, Grenville & Leeds Counties	Jun 7,71	\$6.00	9%	44¢	(1)	-	\$6.98	IF 4¢	8/40	2x after wkly hrs	2x	2x, Labour Day- 3x	2nd 1.1/ 3rd 1.1/
	Jan 3,72	6.50	"	"	"		7.53		Nov 6				
	Nov 6,72	7.15	"	49¢	"		8.28		72- (2) /36				
		Apr 30,73											
<u>Lake Ontario Region (51)</u>													
Asbestos Workers, Loc.95 (50, 52, 53, 54, 55, 56, 57, 58, 59)													
Entire Region	Jun 7,71	\$6.00	9%	44¢	(1)	-	\$6.98	IF 4¢	8/40	2x after wkly hrs	2x	2x, Labour Day- 3x	2nd 1.1/ 3rd 1.1/
	Jan 3,72	6.50	"	"	"		7.53		Nov 6				
	Nov 6,72	7.15	"	49¢	"		8.28		72- (2) /36				
		Apr 30,73											
<u>Central Ontario Region (52)</u>													
Asbestos Workers, Loc. 95(50, 51, 53, 54, 55, 56, 57, 58, 59)													
Entire Region	Jun 7,71	\$6.00	9%	44¢	(1)	-	\$6.98	IF 4¢	8/40	2x after wkly hrs	2x	2x, Labour Day- 3x	2nd 1.1/ 3rd 1.1/
	Jan 3,72	6.50	"	"	"		7.53		Nov 6				
	Nov 6,72	7.15	"	49¢	"		8.28		72- (2) /36				
		Apr 30,73											

Footnotes to Table 1 on page 10

6/7

Table 1

HOURS, WAGES AND RELATED PAYMENTS FOR ASBESTOS MECHANICS
UNDER ONTARIO CONSTRUCTION AGREEMENTS, BY LOCATION AND UNION

ASBESTOS MECHANIC

SHIFT REMI	WAGE AND RELATED PAYMENTS FOR REGULARLY SCHEDULED DAYTIME HOURS								SPECIAL FUNDS	STANDARD HOURS	OVERTIME			SHIFT PREMIUMS	WORK BREAKS	REPORTING PAY	
	Effective Date	Hourly Rate	Vaca- tion	Health and Welfare	Pen- sion	S.U.B.	Total	After Daily Hours			Saturday	Sunday and Holidays	General			Inclement Weather	
(50)																	
1.1/	Glen-	Oct 1,71	CIR \$5.60	8%	2%	-	\$6.16	IF 2¢	8/40	1½x to	2x	2x	1.1/7x	2x 10	2 hrs	2 hrs	
	scott,	May 1,72	6.10	"	"	-	6.71			10 pm,				mins			
	Stor-	Oct 1,72	6.60	"	"	-	7.26			2x after							
			Apr 30,73														
95(51, 7,58,59)																	
2nd	le &	Jun 7,71	\$6.00	9%	44¢	(1)	\$6.98	IF 4¢	8/40	2x	2x	2x,	2nd	-	2 hrs	2 hrs	
1.1/		Jan 3,72	6.50	"	"	"	7.53		Nov 6	after		Labour	1.1/7,				
3rd		Nov 6,72	7.15	"	49¢	"	8.28		72-	wkly hrs		Day- 3x	3rd				
1.1/			Apr 30,73						(2) /36				1.1/3x				
95(50, 7,58,																	
2nd		Jun 7,71	\$6.00	9%	44¢	(1)	\$6.98	IF 4¢	8/40	2x	2x	2x,	2nd	-	2 hrs	2 hrs	
1.1/		Jan 3,72	6.50	"	"	"	7.53		Nov 6	after		Labour	1.1/7x,				
3rd		Nov 6,72	7.15	"	49¢	"	8.28		72-	wkly hrs		Day- 3x	3rd				
1.1/			Apr 30,73						(2) /36				1.1/3x				
(52)																	
95(50, 7,58,																	
2nd		Jun 7,71	\$6.00	9%	44¢	(1)	\$6.98	IF 4¢	8/40	2x	2x	2x,	2nd	-	2 hrs	2 hrs	
1.1/		Jan 3,72	6.50	"	"	"	7.53		Nov 6	after		Labour	1.1/7x,				
3rd		Nov 6,72	7.15	"	49¢	"	8.28		72-	wkly hrs		Day- 3x	3rd				
1.1/			Apr 30,73						(2) /36				1.1/3x				

Table 1 (cont'd.)

Location and Union	WAGE AND RELATED PAYMENTS FOR REGULARLY SCHEDULED DAYTIME HOURS							SPECIAL FUNDS	STANDARD HOURS	OVERTIME			SHIFT PREMIUMS
	Effective Date	Hourly Rate	Vaca- tion	Health and Welfare	Pen- sion	S.U.B.	Total			After Daily Hours	Saturday	Sunday and Holidays	
<u>Niagara Region (53)</u>													
Asbestos Workers, Loc. 95 (50, 51, 52, 54, 55, 56, 57, 58, 59)													
Entire Region	Jun 7,71	\$6.00	9%	44¢	(1)	-	\$6.98	IF 48/40	8/40	2x	2x	2x,	2nd
	Jan 3,72	6.50	"	"	"		7.53		Nov 6	after		Labour	1.1/7x,
	Nov 6,72	7.15	"	49¢	"		8.28		72-	wkly hrs		Day- 3x	3rd
		Apr 30,73							(2)				1.1/3x
									/36				
<u>Lake Erie Region (54)</u>													
Asbestos Workers, Loc. 95 (50, 51, 52, 53, 55, 56, 57, 58, 59)													
Entire Region	Jun 7,71	\$6.00	"	44¢	(1)	-	6.98	IF 48/40	8/40	2x	2x	2x,	2nd
	Jan 3,72	6.50	"	"	"		7.53		Nov 6	after		Labour	1.1/7x,
	Nov 6,72	7.15	"	49¢	"		8.28		72-	wkly hrs		Day- 3x	3rd
		Apr 30,73							(2)				1.1/3x
									/36				
<u>Lake St. Clair Region (55)</u>													
Asbestos Workers, Loc. 95 (50, 51, 52, 53, 54, 56, 57, 58, 59)													
Entire Region	Jun 7,71	\$6.00	"	44¢	(1)	-	6.98	IF 48/40	8/40	2x	2x	2x,	2nd
	Jan 3,72	6.50	"	"	"		7.53		Nov 6	after		Labour	1.1/7x,
	Nov 6,72	7.15	"	49¢	"		8.28		72-	wkly hrs		Day- 3x	3rd
		Apr 30,73							(2)				1.1/3x
									/36				
<u>Midwestern Ontario Region (56)</u>													
Asbestos Workers, Loc. 95 (50, 51, 52, 53, 54, 55, 57, 58, 59)													
Entire Region	Jun 7,71	\$6.00	"	44¢	(1)	-	6.98	IF 48/40	8/40	2x	2x	2x,	2nd
	Jan 3,72	6.50	"	"	"		7.53		Nov 6	after		Labour	1.1/7x,
	Nov 6,72	7.15	"	49¢	"		8.28		72-	wkly hrs		Day- 3x	3rd
		Apr 30,73							(2)				1.1/3x
									/36				

Table 1 (cont'd.)

ASBESTOS MECHANIC

WAGE AND RELATED PAYMENTS FOR REGULARLY SCHEDULED DAYTIME HOURS															OVERTIME			SHIFT PREMIUMS	WORK BREAKS	REPORTING PAY	
Effective Date	Hourly Rate	Vacation	Health and Welfare	Pension	S.U.B.	Total	SPECIAL FUNDS	STANDARD HOURS	After Daily Hours	Saturday	Sunday and Holidays			General	Inclement Weather						
50,59)																					
Jun 7,71	\$6.00	9%	44¢	(1)	-	\$6.98	IF 4¢	8/40	2x	2x	2x,	2nd	-	2 hrs	2 hrs						
Jan 3,72	6.50	"	"	"		7.53		Nov 6	after		Labour	1.1/7x,									
Nov 6,72	7.15	"	49¢	"		8.28		72-	wkly hrs		Day- 3x	3rd									
Apr 30,73								(2)				1.1/3x									
								/36													
50,59)																					
Jun 7,71	\$6.00	"	44¢	(1)	-	6.98	IF 4¢	8/40	2x	2x	2x,	2nd	-	2 hrs	2 hrs						
Jan 3,72	6.50	"	"	"		7.53		Nov 6	after		Labour	1.1/7x,									
Nov 6,72	7.15	"	49¢	"		8.28		72-	wkly hrs		Day- 3x	3rd									
Apr 30,73								(2)				1.1/3x									
								/36													
50,59)																					
Jun 7,71	\$6.00	"	44¢	(1)	-	6.98	IF 4¢	8/40	2x	2x	2x,	2nd	-	2 hrs	2 hrs						
Jan 3,72	6.50	"	"	"		7.53		Nov 6	after		Labour	1.1/7x,									
Nov 6,72	7.15	"	49¢	"		8.28		72-	wkly hrs		Day- 3x	3rd									
Apr 30,73								(2)				1.1/3x									
								/36													
50,59)																					
Jun 7,71	\$6.00	"	44¢	(1)	-	6.98	IF 4¢	8/40	2x	2x	2x,	2nd	-	2 hrs	2 hrs						
Jan 3,72	6.50	"	"	"		7.53		Nov 6	after		Labour	1.1/7x,									
Nov 6,72	7.15	"	49¢	"		8.28		72-	wkly hrs		Day- 3x	3rd									
Apr 30,73								(2)				1.1/3x									
								/36													

Table 1 (cont'd.)

Location and Union	WAGE AND RELATED PAYMENTS FOR REGULARLY SCHEDULED DAYTIME HOURS							SPECIAL FUNDS	STANDARD HOURS	OVERTIME			SHIFT PREMIUM
	Effective Date	Hourly Rate	Vaca- tion	Health and Welfare	Pen- sion	S.U.B	Total			After Daily Hours	Saturday	Sunday and Holidays	
<u>Georgian Bay Region (57)</u>													
Asbestos Workers, Loc. 95 (50, 51, 52, 53, 54, 55, 56, 58, 59)													
Entire Region	Jun 7,71	\$6.00	9%	44¢	(1)	-	\$6.98	IF 4¢	8/40	2x	2x	2x,	2nd
	Jan 3,72	6.50	"	"	"		7.53		Nov 6	after		Labour	1.1/7
	Nov 6,72	7.15	"	49¢	"		8.28		72-	wkly hrs		Day- 3x	3rd
		Apr 30,73							(2)				1.1/3
									/36				
<u>Northeastern Ontario Region (58)</u>													
Asbestos Workers, Loc. 95 (50, 51, 52, 53, 54, 55, 56, 57, 59)													
Entire Region	Jun 7,71	\$6.00	"	44¢	(1)	-	\$6.98	IF 4¢	8/40	2x	2x	2x,	2nd
	Jan 3,72	6.50	"	"	"		7.53		Nov 6	after		Labour	1.1/7
	Nov 6,72	7.15	"	49¢	"		8.28		72-	wkly hrs		Day- 3x	3rd
		Apr 30,73							(2)				1.1/3
									/36				
<u>Lakehead Northwestern Ontario Region (59)</u>													
Asbestos Workers, Loc. 95 (50, 51, 52, 53, 54, 55, 56, 57, 58)													
Entire Region	Jun 7,71	\$5.40	8%	44¢	(1)	-	\$6.27	IF 4¢	8/40	2x	2x	2x,	2nd
	Jan 3,72	5.90	"	"	"		6.81		Nov 6	after		Labour	1.1/7
	Nov 6,72	6.55	"	49¢	"		7.56		72-	wkly hrs		Day- 3x	3rd
		Apr 30,73							(2)				1.1/3
									/36				

Footnotes to Table 1 on page 10

Table 1 (cont'd.)

SHIFT PREMIUM	ASBESTOS MECHANIC																
	WAGE AND RELATED PAYMENTS FOR REGULARLY SCHEDULED DAYTIME HOURS								SPECIAL FUNDS	STANDARD HOURS	OVERTIME			SHIFT PREMIUMS	WORK BREAKS	REPORTING PAY	
	Effective Date	Hourly Rate	Vaca-tion	Health and Welfare	Pen-sion	S.U.B.	Total	After Daily Hours			Saturday	Sunday and Holidays	General			Inclement Weather	
.95 (50, 58, 59)	Jun 7,71	\$6.00	9%	44¢	(1)	-	\$6.98	IF 48/40	2x	2x	2x, Labour Day- 3x	2nd 1/1/7x, 3rd 1/1/3x	-	2 hrs	2 hrs		
2nd 1/1/73	Jan 3,72	6.50	"	"	"	-	7.53	Nov 6	after								
3rd 1/1/73	Nov 6,72	7.15	"	49¢	"	-	8.28	72- (2) /36	wkly hrs								
	Apr 30,73																
tion (58)																	
.95 (50, 57, 59)	Jun 7,71	\$6.00	"	44¢	(1)	-	\$6.98	IF 48/40	2x	2x	2x, Labour Day- 3x	2nd 1.1/7x, 3rd 1.1/3x	-	2 hrs	2 hrs		
2nd 1.1/73	Jan 3,72	6.50	"	"	"	-	7.53	Nov 6	after								
3rd 1.1/73	Nov 6,72	7.15	"	49¢	"	-	8.28	72- (2) /36	wkly hrs								
	Apr 30,73																
ntario																	
.95 (50, 57, 58)	Jun 7,71	\$5.40	8%	44¢	(1)	-	\$6.27	IF 48/40	2x	2x	2x, Labour Day- 3x	2nd 1.1/7x, 3rd 1.1/3x	-	2 hrs	2 hrs		
2nd 1.1/73	Jan 3,72	5.90	"	"	"	-	6.81	Nov 6	after								
3rd 1.1/73	Nov 6,72	6.55	"	49¢	"	-	7.56	72- (2) /36	wkly hrs								
	Apr 30,73																

Table 1 - Asbestos Mechanic

Footnotes

- (1) - Included in health and welfare provision
- (2) - 8 hours Monday to Thursday, 4 hours Friday

Table 2

HOURS, WAGES AND RELATED PAYMENTS FOR BOILERMAKERS
UNDER ONTARIO CONSTRUCTION AGREEMENTS, BY LOCATION AND UNION

Location and Union	WAGE AND RELATED PAYMENTS FOR REGULARLY SCHEDULED DAYTIME HOURS							SPECIAL FUNDS	STANDARD HOURS	OVERTIME			SHIFT PREMIUM
	Effective Date	Hourly Rate	Vaca- tion	Health and Welfare	Pen- sion	S.U.B.	Total			After Daily Hours	Saturday	Sunday and Holidays	
<u>All Regions</u>													
Boilermakers Int'l.	Jul 1,71	\$6.51	(1) 12%	20¢	10%	-	\$7.59	TF 4¢	8/40	2x	2x	2x	2nd shift 1.1/5
	Jan 1,72	6.85	"	"	"		7.97	AF 1¢	Jul 1/72				
	Jul 1,72	7.10	"	"	20¢		8.35		7 1/2				
	Jan 1,73	7.39	"	"	"		8.68		37 1/2				
		Jun 30,73											

Footnotes to Table 2 on page 12

Table 2

HOURS, WAGES AND RELATED PAYMENTS FOR BOILERMAKERS
UNDER ONTARIO CONSTRUCTION AGREEMENTS, BY LOCATION AND UNION

SHIFT PREMIUM	Location	WAGE AND RELATED PAYMENTS FOR REGULARLY SCHEDULED DAYTIME HOURS							SPECIAL FUNDS	STANDARD HOURS	OVERTIME			SHIFT PREMIUMS	WORK BREAKS	BOILERMAKER REPORTING PAY	
		Effective Date	Hourly Rate	Vacation	Health and Welfare	Pension	S.U.B.	Total			After Daily Hours	Saturday	Sunday and Holidays			General	Inclement Weather
2nd & 1.1/5		Jul 1, 71	\$6.51	(1) 12%	20¢	10¢	-	\$7.59	FF 4¢	8/40	2x	2x	2x	2nd & 3rd 1.1/5x	2x, no duration given	4 hrs	2 hrs
		Jan 1, 72	6.85	"	"	"		7.97	AF 1¢	Jul 1/72							
		Jul 1, 72	7.10	"	"	20¢		8.35		7 1/2							
		Jan 1, 73	7.39	"	"	"		8.68		37 1/2							
		Jun 30, 73															

Table 2 - Boilermaker

Footnotes

(1) - Includes 9% vacation pay, 3% statutory holiday pay

Table 3

HOURS, WAGES AND RELATED PAYMENTS FOR BRICKLAYERS
UNDER ONTARIO CONSTRUCTION AGREEMENTS, BY LOCATION AND UNION

Location and Union	WAGE AND RELATED PAYMENTS FOR REGULARLY SCHEDULED DAYTIME HOURS							SPECIAL FUNDS	STANDARD HOURS	OVERTIME			SHIFT PREMIUM
	Effective Date	Hourly Rate	Vaca- tion	Health and Welfare	Pen- sion	S.U.B.	Total			After Daily Hours	Saturday	Sunday and Holidays	
<u>Eastern Ontario Region (50)</u>													
Bricklayers, Loc. 7													
Carleton, Lanark, Pres-	May 1,72	CI \$6.25	8%	20%	-	-	\$6.95	(1)	8/40	1 1/2x1st 2hrs, 2x after	2x	2x	2nd 75¢/hr 3rd \$1.00/hr
cott & Russell Counties	Nov 1,72	6.45	"	"	-	-	7.17	AT \$10					
Grenville County	Feb 1,73	6.60	"	"	-	-	7.33	/wk (2)					
Kemptville	Apr 30,73							OPC 5¢					
Leeds County													
Athens													
Renfrew County													
Arnprior													
(All Renfrew also in-													
cluded in Loc.11's													
area)													
Bricklayers, Loc. 10 (51)													
Frontenac County	May 1,72	CI \$6.73	8%	-	-	-	\$7.27	(1)	8/40	1 1/2x1st 2hrs, 2x after	2x	2x	2nd 75¢/hr 3rd \$1.00/hr
Grenville County	Nov 1,72	6.93	"	-	-	-	7.48	AT \$10					
Prescott	Feb 1,73	7.08	"	-	-	-	7.65	/wk (2)					
Leeds County	Apr 30,73							OPC 5¢					
Brockville & Gananoque													
Bricklayers, Loc.11													
Renfrew County	May 1,72	CI \$5.65	8%	-	-	-	\$6.10	(1)	8/40	1 1/2x1st 2hrs, 2x after	2x	2x	2nd 75¢/hr 3rd \$1.00/hr
(Southeast corner of	Nov 1,72	5.85	"	-	-	-	6.32	AT \$10					
Renfrew also included	Feb 1,73	6.00	"	-	-	-	6.48	/wk (2)					
in Loc. 7's area)	Apr 30,73							OPC 5¢					
Bricklayers, Loc. 13													
Dundas, Glengarry &	May 1,72	CI \$5.95	8%	-	-	-	\$6.43	(1)	8/40	1 1/2x1st 2hrs, 2x after	2x	2x	2nd 75¢/hr 3rd \$1.00/hr
Stormont Counties	Nov 1,72	6.15	"	-	-	-	6.64	AT \$10					
Grenville County	Feb 1,73	6.30	"	-	-	-	6.80	/wk (2)					
Cardinal	Apr 30,73							OPC 5¢					
<u>Lake Ontario Region (51)</u>													
Bricklayers, Loc. 10 (50)													
Lennox-Addington County	May 1,72	CI \$6.73	8%	-	-	-	\$7.27	(1)	8/40	1 1/2x1st 2hrs, 2x after	2x	2x	2nd 75¢/hr 3rd \$1.00/hr
(except southwest	Nov 1,72	6.93	"	-	-	-	7.48	AT \$10					
corner)	Feb 1,73	7.08	"	-	-	-	7.65	/wk (2)					
	Apr 30,73							OPC 5¢					

Footnotes to Table 3 on page 21

Table 3

HOURS, WAGES AND RELATED PAYMENTS FOR BRICKLAYERS
UNDER ONTARIO CONSTRUCTION AGREEMENTS, BY LOCATION AND UNION

Location	WAGE AND RELATED PAYMENTS FOR REGULARLY SCHEDULED DAYTIME HOURS								SPECIAL FUNDS	STANDARD HOURS	OVERTIME			SHIFT PREMIUMS	WORK BREAKS	BRICKLAYER REPORTING PAY	
	Effective Date	Hourly Rate	Vacation	Health and Welfare	Pension	S.U.B.	Total	After Daily Hours			Saturday	Sunday and Holidays	General			Inclement Weather	
(50)																	
Pres- counties	May 1,72	CI \$6.25	8%	20¢	-	-	\$6.95	(1) AT	8/40	1½x1st 2hrs, 2x after	2x	2x	2nd 75¢/hr, 3rd \$1.00/hr	2x10 mins	2hrs	-	
	Nov 1,72	6.45	"	"	-	-	7.17	\$10									
	Feb 1,73	6.60	"	"	-	-	7.33	/wk									
	Apr 30,73							(2) OPC 5¢									
Also in- all's																	
	May 1,72	CI \$6.73	8%	-	-	-	\$7.27	(1) AT	8/40	1½x1st 2hrs, 2x after	2x	2x	2nd 75¢/hr, 3rd \$1.00/hr	2x10 mins	2hrs	-	
	Nov 1,72	6.93	"	-	-	-	7.48	\$10									
	Feb 1,73	7.08	"	-	-	-	7.65	/wk									
Apr 30,73							(2) OPC 5¢										
anan-																	
	May 1,72	CI \$5.65	8%	-	-	-	\$6.10	(1) AT	8/40	1½x1st 2hrs, 2x after	2x	2x	2nd 75¢/hr, 3rd \$1.00/hr	2x10 mins	2hrs	-	
	Nov 1,72	5.85	"	-	-	-	6.32	\$10									
	Feb 1,73	6.00	"	-	-	-	6.40	/wk									
Apr 30,73							(2) OPC 5¢										
ner of included rea)																	
	May 1,72	CI \$5.95	8%	-	-	-	\$6.43	(1) AT	8/40	1½x1st 2hrs, 2x after	2x	2x	2nd 75¢/hr, 3rd \$1.00/hr	2x10 mins	2hrs	-	
	Nov 1,72	6.15	"	-	-	-	6.64	\$10									
	Feb 1,73	6.30	"	-	-	-	6.80	/wk									
Apr 30,73							(2) OPC 5¢										
y & s																	
	May 1,72	CI \$6.73	8%	-	-	-	\$7.27	(1) AT	8/40	1½x1st 2hrs, 2x after	2x	2x	2nd 75¢/hr, 3rd \$1.00/hr	2x10 mins	2hrs	-	
	Nov 1,72	6.93	"	-	-	-	7.48	\$10									
	Feb 1,73	7.08	"	-	-	-	7.65	/wk									
Apr 30,73							(2) OPC 5¢										
County st																	
	May 1,72	CI \$6.73	8%	-	-	-	\$7.27	(1) AT	8/40	1½x1st 2hrs, 2x after	2x	2x	2nd 75¢/hr, 3rd \$1.00/hr	2x10 mins	2hrs	-	
	Nov 1,72	6.93	"	-	-	-	7.48	\$10									
	Feb 1,73	7.08	"	-	-	-	7.65	/wk									
Apr 30,73							(2) OPC 5¢										

Table 3 (cont'd)

Location and Union	WAGE AND RELATED PAYMENTS FOR REGULARLY SCHEDULED DAYTIME HOURS							SPECIAL FUNDS	STANDARD HOURS	OVERTIME			SHIFT PREMIUMS
	Effective Date	Hourly Rate	Vaca- tion	Health and Welfare	Pen- sion	S.U.B.	Total			After Daily Hours	Saturday	Sunday and Holidays	
<u>Lake Ontario Region (51)</u> (cont'd)													
Bricklayers, Loc. 17													
Durham County	May 1,72	CI \$6.00	8%	30¢	-	-	\$6.78	(1) AT	8/40	1½x1st	2x	2x	2nd
Port Hope	Nov 1,72	6.20	"	"			7.00	\$10		2hrs,			75¢/hr
Haliburton, Peterborough & Victoria Counties	Feb 1,73	6.35	"	"			7.16	/wk (2)		2x after			\$1.00/hr
Northumberland County Cobourg	Apr 30,73							OPC 5¢					
Bricklayers, Loc. 20 (52)													
Durham County	May 1,72	CI \$6.40	8%	30¢	-	-	\$7.21	(1) AT	8/40	1½x1st	2x	2x	2nd
Bowmanville & Newcastle	Nov 1,72	6.60	"	"			7.43	\$10		2hrs,			75¢/hr
	Feb 1,73	6.75	"	"			7.59	/wk (2)		2x after			\$1.00/hr
	Apr 30,73							OPC 5¢					
Bricklayers, Loc. 30													
Hastings & Prince Edward Counties	May 1,72	CI \$6.73	8%	-	-	-	\$7.27	(1) AT	8/40	1½x1st	2x	2x	2nd
Lennox-Addington County	Nov 1,72	6.93	"				7.48	\$10		2hrs,			75¢/hr
Napanee	Feb 1,73	7.08	"				7.65	/wk (2)		2x after			\$1.00/hr
Northumberland County Brighton, Campbellford & Colborne	Apr 30,73							OPC 5¢					
<u>Central Ontario Region (52)</u>													
Bricklayers, Loc. 1 (53)													
Halton County	Sep 15,71	CIR \$6.73	10%	25¢	-	10¢	\$7.75	(1) AT	(3) 8/40	2x	2x	2x	2nd&3rd 1.1/8x
Acton, Burlington & Milton	Dec 1,71	6.86	"	50¢			8.15	\$15					
	May 1,72	7.23	"	"			8.55	/wk					
	Oct 1,72	7.59	"	"			8.95						
	Apr 30,73												
Bricklayers Independent Union, Loc. 1													
Halton County	Jun 1,72	\$6.35	7%	14¢	-	-	\$6.93	-	8/40	1½x1st	2x	2x	2nd
Acton, Georgetown, Mil- ton & Oakville	Aug 17,72	6.60	"	20¢			7.26			4hrs,			1.1/7x,
Ontario County	Nov 1,72	6.90	"	"			7.58			2x after			3rd
Ajax & Pickering	Jan 1,73	"	8%	"			7.65						1½x
Peel & York Counties	Jun 1,73	7.15	"	"			7.92						
	Nov 1,73	7.45	"	"			8.25						
	May 31,74												

Footnotes to Table 3 on page 21

Table 3 (cont'd)

BRICKLAYER

MS	W BR	WAGE AND RELATED PAYMENTS FOR REGULARLY SCHEDULED DAYTIME HOURS										OVERTIME			SHIFT PREMIUMS	WORK BREAKS	REPORTING PAY	
		Effective Date	Hourly Rate	Vacation	Health and Welfare	Pension	S U.B.	Total	SPECIAL FUNDS	STANDARD HOURS	After Daily Hours	Saturday	Sunday and Holidays	General			Inclement Weather	
		May 1, 72	CI \$6.00	8%	30¢	-	-	\$6.78	(1) AT	8/40	1½x1st 2hrs, 2x after	2x	2x	2nd 75¢/hr 3rd \$1.00/hr	2x10 mins	2hrs	-	
		Nov 1, 72	6.20	"	"			7.00	\$10 /wk									
		Feb 1, 73	6.35	"	"			7.16	(2) OPC 5¢									
		Apr 30, 73																
		May 1, 72	CI \$6.40	8%	30¢	-	-	\$7.21	(1) AT	8/40	1½x1st 2hrs, 2x after	2x	2x	2nd 75¢/hr 3rd \$1.00/hr	2x10 mins	2hrs	-	
		Nov 1, 72	6.60	"	"			7.43	\$10 /wk									
		Feb 1, 73	6.75	"	"			7.59	(2) OPC 5¢									
		Apr 30, 73																
		May 1, 72	CI \$6.73	8%	-	-	-	\$7.27	(1) AT	8/40	1½x1st 2hrs, 2x after	2x	2x	2nd 75¢/hr 3rd \$1.00/hr	2x10 mins	2hrs	-	
		Nov 1, 72	6.93	"				7.48	\$10 /wk									
		Feb 1, 73	7.08	"				7.65	(2) OPC 5¢									
		Apr 30, 73																
		Sep 15, 71	CIR \$6.73	10%	25¢	-	10¢	\$7.75	(1) AT	(3) 8/40	2x	2x	2x	2nd&3rd 1.1/8x	2x10 mins	2hrs	2hrs	
		Dec 1, 71	6.86	"	50¢		"	8.15	\$15 /wk									
		May 1, 72	7.23	"	"		"	8.55										
		Oct 1, 72	7.59	"	"		"	8.95										
		Apr 30, 73																
		Jun 1, 72	\$6.35	7%	14¢	-	-	\$6.93	-	8/40	1½x1st 4hrs, 2x after	2x	2x	2nd 1.1/7x, 3rd 1½x	-	-	-	
		Aug 17, 72	6.60	"	20¢			7.26										
		Nov 1, 72	6.90	"	"			7.58										
		Jan 1, 73	"	8%	"			7.65										
		Jun 1, 73	7.15	"	"			7.92										
		Nov 1, 73	7.45	"	"			8.25										
		May 31, 74																

Table 3 (cont'd)

Location and Union	WAGE AND RELATED PAYMENTS FOR REGULARLY SCHEDULED DAYTIME HOURS							SPECIAL FUNDS	STANDARD HOURS	OVERTIME			SHIFT PREMIUM
	Effective Date	Hourly Rate	Vaca- tion	Health and Welfare	Pen- sion	S.U.B.	Total			After Daily Hours	Saturday	Sunday and Holidays	
Central Ontario Region (52) (cont'd)													
Bricklayers, Loc. 2													
Halton County	May 1,72	CI \$6.61	8%	40¢	20¢	10¢	\$7.84	(1) AT	(4) /37½	1½x1st	2x	2x	2nd
Georgetown & Oakville	Nov 1,72	6.81	"	"	"	"	8.05	\$10		2hrs,			75¢/hr
Ontario County	Feb 1,73	6.96	"	"	"	"	8.22	/wk		2x after			3rd
Ajax & Pickering								(2) OPC					\$1.00/hr
Peel & York Counties	Apr 30,73							5¢ (5) UF					
Bricklayers, Loc. 2													
Halton County	Jul 1,72	R \$6.80	8%	10¢	-	-	\$7.44	-	8/40	1½x1st	2x	2x	2nd
Georgetown & Oakville	Oct 15,72	7.05	"	"			7.71			4hrs,			1.1/72
Ontario County	May 1,73	7.35	"	"			8.04			2x after			3rd
Ajax & Pickering	Sep 1,73	7.60	"	"			8.31						1½ x
Peel & York Counties	Apr 30,74												
Bricklayers, Loc. 8(57)													
Ontario County	May 1,72	CI \$6.05	8%	-	-	-	\$6.53	(1) AT	8/40	1½x1st	2x	2x	2nd
Beaverton	Nov 1,72	6.25	"				6.75	\$10		2hrs,			75¢/hr
	Feb 1,73	6.40	"				6.91	/wk		2x after			3rd
	Apr 30,73							(2) OPC					\$1.00/hr
								5¢					
Bricklayers, Loc. 20 (51)													
Ontario County	May 1,72	CI \$6.40	8%	30¢	-	-	\$7.21	(1) AT	8/40	1½x1st	2x	2x	2nd
Cannington, Oshawa,	Nov 1,72	6.60	"	"			7.43	\$10		2hrs,			75¢/hr
Port Perry, Uxbridge &	Feb 1,73	6.75	"	"			7.59	/wk		2x after			3rd
Whitby	Apr 30,73							(2) OPC					\$1.00/hr
								5¢					
Niagara Region (53)													
Bricklayers, Loc. 1 (52)													
Haldimand County	Sep 15,71	CIR \$6.73	10%	25¢	-	10¢	\$7.75	(1) AT	(3) 8/40	2x	2x	2x	2nd&3rd
Caledonia, Cayuga &	Dec 1,71	6.86	"	50¢		"	8.15	\$15					1.1/8
Hagersville	May 1,72	7.23	"	"		"	8.55	/wk					
Lincoln County	Oct 1,72	7.59	"	"		"	8.95						
Grimsby													
Wentworth County	Apr 30,73												

Footnotes to Table 3 on page 21

Table 3 (cont'd)

SHIFT PREMIUM	Effective Date	WAGE AND RELATED PAYMENTS FOR REGULARLY SCHEDULED DAYTIME HOURS							SPECIAL FUNDS	STANDARD HOURS	OVERTIME			SHIFT PREMIUMS	WORK BREAKS	BRICKLAYER REPORTING PAY	
		Hourly Rate	Vacation	Health and Welfare	Pension	S.U.B.	Total	After Daily Hours			Saturday	Sunday and Holidays	General			Incliment Weather	
(52)	May 1,72	CI \$6.61	8%	40¢	20¢	10¢	\$7.84	(1) AT	(4) 8/37½	1½x	2x	2x	2nd 75¢/hr	2x10 mins	2hrs	-	
	Nov 1,72	6.81	"	"	"	"	8.05	\$10 /wk		2hrs, 2x after			3rd \$1.00/hr				
	Feb 1,73	6.96	"	"	"	"	8.22	(2) OPC									
	Apr 30,73							5¢ (5) UF									
	Jul 1,72	R \$6.80	8%	10¢	-	-	\$7.44	-	8/40	1½x1st	2x	2x	2nd 1.1/7x,	2x, no duration given	-	-	
	Oct 15,72	7.05	"	"			7.71			4hrs, 2x after			3rd 1½ x				
	May 1,73	7.35	"	"			8.04										
	Sep 1,73	7.60	"	"			8.31										
	Apr 30,74																
	May 1,72	CI \$6.05	8%	-	-	-	\$6.57	(1) AT	8/40	1½x1st	2x	2x	2nd 75¢/hr	2x10 mins	2hrs	-	
	Nov 1,72	6.25	"				6.75	\$10 /wk		2hrs, 2x after			3rd \$1.00/hr				
	Feb 1,73	6.40	"				6.91	(2) OPC									
	Apr 30,73							5¢									
(51)	May 1,72	CI \$6.40	8%	30¢	-	-	\$7.21	(1) AT	8/40	1½x1st	2x	2x	2nd 75¢/hr	2x10 mins	2hrs	-	
	Nov 1,72	6.60	"	"			7.43	\$10 /wk		2hrs, 2x after			3rd \$1.00/hr				
	Feb 1,73	6.75	"	"			7.59	(2) OPC									
	Apr 30,73							5¢									
(52)	Sep 15,71	CIR \$6.73	10%	25¢	-	10¢	\$7.75	(1) AT	(3) 8/40	2x	2x	2x	2nd&3rd 1.1/8x	2x10 mins	2hrs	2hrs	
	Dec 1,71	6.86	"	50¢			8.15	\$15 /wk									
	May 1,72	7.23	"	"			8.55										
	Oct 1,72	7.59	"	"			8.95										
	Apr 30,73																

Table 3 (cont'd)

Location and Union	WAGE AND RELATED PAYMENTS FOR REGULARLY SCHEDULED DAYTIME HOURS							SPECIAL FUNDS	STANDARD HOURS	OVERTIME			SHIFT PREMIUMS
	Effective Date	Hourly Rate	Vaca- tion	Health and Welfare	Pen- sion	S.U.B.	Total			After Daily Hours	Saturday	Sunday and Holidays	
<u>Niagara Region (53)</u> (cont'd)													
Bricklayers, Loc. 4													
Haldimand County	May 1,72	CI \$6.83	8%	37¢	-	-	\$7.75	(1) AT	8/40	1½x1st	2x	2x	2nd
Dunnville	Nov 1,72	7.03	"	"			7.96	\$10		2hrs,			75¢/hr
Lincoln County	Feb 1,73	7.18	"	"			8.12	(2) /wk		2x after			3rd
Lincoln, Niagara-on- the-Lake & St. Catherines		Apr 30,73						(2) OPC					\$1.00/hr
Welland County								5¢ (5) UF					
Bricklayers, Loc. 9 (54,56)													
Brant County	May 1,72	CI \$6.48	7%	25¢	-	10¢	\$7.28	(1) AT	8/40	1½x1st	2x	2x	2nd
	Nov 1,72	6.68	"	"		"	7.50	\$10		2hrs,			75¢/hr
	Feb 1,73	6.76	8%	"		"	7.65	(2) /wk		2x after			3rd
		Apr 30,73						(2) OPC					\$1.00/hr
								5¢					
<u>Lake Erie Region (54)</u>													
Bricklayers, Loc. 5 (56)													
Elgin & Middlesex Counties	May 1,72	CI \$6.35	7%	-	15¢	25¢	\$7.19	(1) AT	8/40	1½x1st	2x	2x	2nd
Oxford County	Nov 1,72	6.78	"		"	"	7.65	\$10		2hrs,			75¢/hr
Ingersoll, Tavistock (west part), Tillson- burg & Woodstock	Feb 1,73	6.86	8%	"		"	7.81	(2) /wk		2x after			3rd
		Apr 30,73						(2) OPC					\$1.00/hr
								5¢					
Bricklayers, Loc. 5 (56)													
Elgin & Middlesex Counties	May 1,72	R \$6.35	4%	-	15¢	25¢	\$7.00	(6)	/48	1½ x	1½x	1½x	-
Oxford County	Nov 1,72	6.78	"		"	"	7.45			after			
Ingersoll, Tavistock (west part), Tillson- burg & Woodstock		Dec 31,72								wkly hrs			
Bricklayers, Loc. 9 (53,56)													
Norfolk County	May 1,72	CI \$6.48	7%	25¢	-	10¢	\$7.28	(1) AT	8/40	1½x1st	2x	2x	2nd
Oxford County	Nov 1,72	6.68	"	"		"	7.50	\$10		2hrs,			75¢/hr
Norwich & Tavistock (east part)	Feb 1,73	6.76	8%	"		"	7.65	(2) /wk		2x after			3rd
		Apr 30,73						(2) OPC					\$1.00/hr
								5¢					

Footnotes to Table 3 on page 21

Table 3 (cont'd)

BRICKLAYER

TMS	WAGE AND RELATED PAYMENTS FOR REGULARLY SCHEDULED DAYTIME HOURS								SPECIAL FUNDS	STANDARD HOURS	OVERTIME			SHIFT PREMIUMS	WORK BREAKS	REPORTING PAY	
	Effective Date	Hourly Rate	Vacation	Health and Welfare	Pension	S.U.B.	Total	After Daily Hours			Saturday	Sunday and Holidays	General			Inclement Weather	
on-	May 1,72	CI \$6.83	8%	37¢	-	-	\$7.75	(1) AT	8/40	1½x1st	2x	2x	2nd 75¢/hr	2x10 mins	2hrs	-	
	Nov 1,72	7.03	"	"			7.96	\$10/wk		2hrs,			3rd \$1.00/hr				
	Feb 1,73	7.18	"	"			8.12	(2) OPC 5¢		2x after							
	Apr 30,73							(5) UF									
(,56)	May 1,72	CI \$6.48	7%	25¢	-	10¢	\$7.28	(1) AT	8/40	1½x1st	2x	2x	2nd 75¢/hr	2x10 mins	2hrs	-	
	Nov 1,72	6.68	"	"		"	7.50	\$10/wk		2hrs,			3rd \$1.00/hr				
	Feb 1,73	6.76	8%	"		"	7.65	(2) OPC 5¢		2x after							
	Apr 30,73																
lock son-	May 1,72	CI \$6.35	7%	-	15¢	25¢	\$7.19	(1) AT	8/40	1½x1st	2x	2x	2nd 75¢/hr	2x10 mins	2hrs	-	
	Nov 1,72	6.78	"		"	"	7.65	\$10/wk		2hrs,			3rd \$1.00/hr				
	Feb 1,73	6.86	8%	"		"	7.81	(2) OPC 5¢		2x after							
	Apr 30,73																
lock son-	May 1,72	R \$6.35	4%	-	15¢	25¢	\$7.00	(6)	/48	1½ x after	1½x	1½x	-	-	-	-	
	Nov 1,72	6.78	"		"	"	7.45			wkly hrs							
	Dec 31,72																
(,56)	May 1,72	CI \$6.48	7%	25¢	-	10¢	\$7.28	(1) AT	8/40	1½x1st	2x	2x	2nd 75¢/hr	2x10 mins	2hrs	-	
	Nov 1,72	6.68	"	"		"	7.50	\$10/wk		2hrs,			3rd \$1.00/hr				
	Feb 1,73	6.76	8%	"		"	7.65	(2) OPC 5¢		2x after							
	Apr 30,73																

Table 3 (cont'd)

Location and Union	WAGE AND RELATED PAYMENTS FOR REGULARLY SCHEDULED DAYTIME HOURS							SPECIAL FUNDS	STANDARD HOURS	OVERTIME			SPECIAL PREMIUM
	Effective Date	Hourly Rate	Vacation	Health and Welfare	Pension	S.U.B.	Total			After Daily Hours	Saturday	Sunday and Holidays	
<u>Lake St. Clair Region (55)</u>													
Bricklayers, Loc. 6 Essex County	May 1,71	C1 \$6.69	8% (7)	30¢	-	-	\$7.53	AF	8/40	2x	2x	2x	2nd
	May 1,72	7.19	"	"	-	-	8.07	\$15/yr IF 2¢					1.1/
Bricklayers, Loc. 6 Essex County	May 1,71	R \$6.69	8% (7)	30¢	-	-	\$7.53	AF	8/40	2x	2x	2x	2nd
	May 1,72	7.19	"	"	-	-	8.07	\$15/yr					1.1/
Bricklayers, Loc. 14 Kent County	May 1,72	C1 \$6.39	8%	-	-	-	\$6.90	(1) AF	8/40	1 1/2x1st 2hrs, 2x after	2x	2x	75¢/
	Nov 1,72	6.59	"	-	-	-	7.12	\$10/wk					5¢
	Feb 1,75	6.74	"	-	-	-	7.28	(2) OPC 5¢					\$1.00
Bricklayers, Loc. 25 Lambton County	May 1,71	\$6.90	8%	30¢	-	-	\$7.75	-	8/40	2x	2x	2x	1.1/
	May 1,72	7.59	"	"	-	-	8.28						1.1/
	Apr 30,75												
<u>Midwestern Ontario Region (56)</u>													
Bricklayers, Loc. 5 (57) Wellington County	May 1,72	C1 \$6.55	7%	-	-	20¢	\$7.21	(1) AF	8/40	1 1/2x1st 2hrs, 2x after	2x	2x	75¢/
	Nov 1,72	6.75	"	-	-	"	7.42	\$10/wk					5¢
	Feb 1,75	6.85	8%	-	-	"	7.58	(2) OPC 5¢					\$1.00
Bricklayers, Loc. 5 (54) Huron County Clinton, Exeter, Goderich & Seaforth Perth County Mitchell, St. Mary's & Stratford	May 1,72	C1 \$6.55	7%	-	15¢	25¢	\$7.19	(1) AF	8/40	1 1/2x1st 2hrs, 2x after	2x	2x	75¢/
	Nov 1,72	6.78	"	-	-	-	7.65	\$10/wk					5¢
	Feb 1,75	6.80	8%	-	-	-	7.81	(2) OPC 5¢					\$1.00

Footnotes to Table 5 on page 21

Table 3 (cont'd)

BRICALAYLR

SI PREV	on	WAGE AND RELATED PAYMENTS FOR REGULARLY SCHEDULED DAYTIME HOURS							SPECIAL FUNDS	STANDARD HOURS	OVERTIME			SHIFT PREMIUMS	WORK BREAKS	REPORTING PAY	
		Effective Date	Hourly Rate	Vaca- tion	Health and Welfare	Pen- sion	S.U.B.	Total			After Daily Hours	Saturday	Sunday and Holidays			General	Inclement Weather
(55)		May 1, 71 May 1, 72 Apr 30, 73	CI \$6.69 7.19	8% "	30¢ "	- -	\$7.55 8.07	AF \$15 /yr IF 2¢	8/40	2x	2x	2x	2nd&3rd 1.1/7x	2x10 mins	2hrs	2hrs	
		May 1, 71 May 1, 72 Apr 30, 73	R \$6.69 7.19	8% "	30¢ "	- -	\$7.55 8.07	AF \$15/ yr	8/40	2x	2x	2x	2nd&3rd 1.1/7x	2x10 mins	2hrs	2hrs	
75¢ \$1.00		May 1, 72 Nov 1, 72 Feb 1, 73 Apr 30, 73	CI \$6.30 6.59 6.74	8% " "	- -	- -	\$6.90 7.12 7.28	(1) AT \$10 /wk (2) OPC 5¢	8/40	1½x1st 2hrs, 2x after	2x	2x	2nd 75¢/hr 3rd \$1.00/hr	2x10 mins	2hrs	-	
1.1/7 1.1/7		May 1, 71 May 1, 72 Apr 30, 73	\$6.90 7.59	8% "	30¢ "	- -	\$7.75 8.28	-	8/40	2x	2x	2x	2nd 1.1/7x 3rd 1.1/3x	2x10 mins	8hrs	2hrs	
on (56)		May 1, 72 Nov 1, 72 Feb 1, 73 Apr 30, 73	CI \$6.55 6.75 6.83	7% " 8%	- -	20¢ "	\$7.21 7.42 7.58	(1) AI \$10 /wk (2) OPC 5¢	8/40	1½x1st 2hrs, 2x after	2x	2x	2nd 75¢/hr 3rd \$1.00/hr	2x10 mins	2hrs	-	
75¢ \$1.00	57)	May 1, 72 Nov 1, 72 Feb 1, 73 Apr 30, 73	CI \$6.35 6.78 6.80	7% " 8%	- -	15¢ 25¢	\$7.19 7.65 7.81	(1) AI \$10 /wk (2) OPC 5¢	8/40	1½x1st 2hrs, 2x after	2x	2x	2nd 75¢/hr 3rd \$1.00/hr	2x10 mins	2hrs	-	
75¢ \$1.00	54) North ary's	May 1, 72 Nov 1, 72 Feb 1, 73 Apr 30, 73	CI \$6.35 6.78 6.80	7% " 8%	- -	15¢ 25¢	\$7.19 7.65 7.81	(1) AI \$10 /wk (2) OPC 5¢	8/40	1½x1st 2hrs, 2x after	2x	2x	2nd 75¢/hr 3rd \$1.00/hr	2x10 mins	2hrs	-	

Table 3 (cont'd)

Location and Union	WAGE AND RELATED PAYMENTS FOR REGULARLY SCHEDULED DAYTIME HOURS							SPECIAL FUNDS	STANDARD HOURS	OVERTIME			SHIFT PREMIUMS
	Effective Date	Hourly Rate	Vacation	Health and Welfare	Pension	S.U.B.	Total			After Daily Hours	Saturday	Sunday and Holidays	
<u>Midwestern Ontario Region (56)</u> (cont'd)													
Bricklayers, Loc. 5 (54)													
Huron County	May 1,72	R \$6.55	4%	-	15¢	25¢	\$7.00	-	(b)	1½x	1½x	1½x	-
Clinton, Exeter, Goderich & Seaforth	Nov 1,72	6.78	"	"	"	"	7.45	-	/48	1½x after wkly hrs	1½x	1½x	-
Perth County Mitchell, St. Mary's & Stratford	Dec 31,72												
Bricklayers, Loc. 9 (53,54)													
Waterloo County	May 1,72	CI \$6.48	7%	25¢	-	10¢	\$7.28	(1)	8/40	1½x1st 2hrs,	2x	2x	2nd 75¢/hr
Ayr & Galt	Nov 1,72	6.68	"	"	"	"	7.50	\$10		2x after			5rd \$1.00/hr
	Feb 1,73	6.76	8%	"	"	"	7.65	(2) OPC 5¢					
	Apr 30,73												
Bricklayers, Loc. 12													
Huron County	May 1,72	CI \$6.50	7%	-	-	20¢	\$7.16	(1)	8/40	1½x1st 2hrs,	2x	2x	2nd 75¢/hr
Wingham	Nov 1,72	6.70	"	"	"	"	7.37	\$10		2x after			5rd \$1.00/hr
Perth County	Feb 1,73	6.79	8%	"	"	"	7.53	(2) OPC 5¢					
Waterloo County	Apr 30,73												
Bridgeport, Elmira, Hespeler, Kitchener, New Hamburg, Preston & Waterloo													
<u>Georgian Bay Region (57)</u>													
Bricklayers, Loc. 3 (56)													
Dufferin County (north- east corner of Dufferin also included in Loc. 8's area)	May 1,72	CI \$6.55	7%	-	-	20¢	\$7.21	(1)	8/40	1½x1st 2hrs,	2x	2x	2nd 75¢/hr
	Nov 1,72	6.75	"	"	"	"	7.42	\$10		2x after			5rd \$1.00/hr
	Feb 1,73	6.83	8%	"	"	"	7.58	(2) OPC 5¢					
	Apr 30,73												
Bricklayers, Loc. 8 (52)													
Dufferin County (north- east corner)	May 1,72	CI \$6.05	8%	-	-	-	\$6.53	(1)	8/40	1½x1st 2hrs,	2x	2x	2nd 75¢/hr
Muskoka District	Nov 1,72	6.25	"	"	"	"	6.75	\$10		2x after			5rd \$1.00/hr
Bracebridge, Graven- hurst & Huntsville	Feb 1,73	6.40	"	"	"	"	6.91	(2) OPC 5¢					
Larry Sound District (also included in Loc. 28's area)	Apr 30,73												

Table 3 (cont'd)

MS	W	BR	WAGE AND RELATED PAYMENTS FOR REGULARLY SCHEDULED DAYTIME HOURS										BRICKLAYER			REPORTING PAY		
			Effective Date	Hourly Rate	Vacation	Health and Welfare	Pen-sion	S.U.B.	Total	SPECIAL FUNDS	STANDARD HOURS	OVERTIME			SHIFT PREMIUMS	WORK BREAKS	General	Inclement Weather
												After Daily Hours	Saturday	Sunday and Holidays				
		(56)	May 1,72 Nov 1,72 Dec 31,72	R \$6.55 6.78	4% "	-	15¢ "	25¢ "	\$7.00 7.45	-	(6) /48	1 1/2x after wkly hrs	1 1/2x	1 1/2x	-	-	-	-
		(1)	May 1,72 Nov 1,72 Feb 1,75 Apr 30,75	CI \$6.48 6.68 6.76	7% " 8%	-	25¢ "	10¢ "	\$7.28 7.50 7.65	(1) AT \$10/wk (2) OPC 5¢	8/40	1 1/2x1st 2hrs, 2x after	2x	2x	2nd 75¢/hr 3rd \$1.00/hr	2x10 mins	2hrs	-
			May 1,72 Nov 1,72 Feb 1,75 Apr 30,75	CI \$6.50 6.70 6.79	7% " 8%	-	-	20¢ "	\$7.16 7.37 7.53	(1) AT \$10/wk (2) OPC 5¢	8/40	1 1/2x1st 2hrs, 2x after	2x	2x	2nd 75¢/hr 3rd \$1.00/hr	2x10 mins	2hrs	-
			May 1,72 Nov 1,72 Feb 1,75 Apr 30,75	CI \$6.55 6.75 6.85	7% " 8%	-	-	20¢ "	\$7.21 7.42 7.58	(1) AT \$10/wk (2) OPC 5¢	8/40	1 1/2x1st 2hrs, 2x after	2x	2x	2nd 75¢/hr 3rd \$1.00/hr	2x10 mins	2hrs	-
			May 1,72 Nov 1,72 Feb 1,75 Apr 30,75	CI \$6.05 6.25 6.40	8% " "	-	-	-	\$6.53 6.75 6.91	(1) AT \$10/wk (2) OPC 5¢	8/40	1 1/2x1st 2hrs, 2x after	2x	2x	2nd 75¢/hr 3rd \$1.00/hr	2x10 mins	2hrs	-

Table 3 (cont'd)

Location and Union	WAGE AND RELATED PAYMENTS FOR REGULARLY SCHEDULED DAYTIME HOURS							SPECIAL FUNDS	STANDARD HOURS	OVERTIME			SHIP PREMIUM	
	Effective Date	Hourly Rate	Vaca- tion	Health and Welfare	Pen- sion	S.U.B.	Total			After Daily Hours	Saturday	Sunday and Holidays		
<u>Georgian Bay Region (57)</u> (cont'd)														
Bricklayers, Loc. 8 (52) (cont'd)								(1)						
Simcoe County	May 1,72	CI \$6.05	8%	-	-	-	\$6.53	AT	8/40	1½x1st	2x	2x	2nd	
Alliston, Barrie, Beeton,	Nov 1,72	6.25	"	-	-	-	6.75	\$10		2hrs,			75¢/hr	
Bradford, Collingwood,	Feb 1,73	6.40	"	-	-	-	6.91	/wk		2x after			3rd	
Elmvale, Orillia, Stayner, Tottenham & Wasaga Beach		Apr 30,73						(2) OPC 5¢					\$1.00/	
Bricklayers, Loc. 28 (58)								(1)						
Parry Sound District (also included in Loc. 8's area)	May 1,72	CI \$6.93	8%	-	-	-	\$7.48	AT	8/40	1½x1st	2x	2x	2nd	
	Nov 1,72	7.15	"	-	-	-	7.70	\$10		2hrs,			75¢/hr	
	Feb 1,73	7.28	"	-	-	-	7.86	/wk		2x after			3rd	
		Apr 30,73						(2) OPC 5¢					\$1.00/	
Bricklayers, Loc. 35								(1)						
Bruce & Grey Counties	May 1,72	CI \$6.50	7%	-	-	20¢	\$7.16	AT	8/40	1½x1st	2x	2x	2nd	
	Nov 1,72	6.70	"	-	-	"	7.37	\$10		2hrs,			75¢/hr	
	Feb 1,73	6.79	8%	-	-	"	7.53	/wk		2x after			3rd	
		Apr 30,73						(2) OPC 5¢					\$1.00/	
Bricklayers, Loc. 36								(1)						
Simcoe County	May 1,72	CI \$6.05	8%	-	-	-	\$6.53	AT	8/40	1½x1st	2x	2x	2nd	
Midland, Penetanguishene, Port McNicholl & Victoria Harbour	Nov 1,72	6.25	"	-	-	-	6.75	\$10		2hrs,			75¢/hr	
	Feb 1,73	6.40	"	-	-	-	6.91	/wk		2x after			3rd	
		Apr 30,73						(2) OPC 5¢					\$1.00/	
<u>Northeastern Ontario Region (58)</u>														
Bricklayers, Loc. 28 (57)								(1)						
Cochrane, Kapuskasing, Nipissing, Sudbury & Timiskaming Districts	May 1,72	CI \$6.93	8%	-	-	-	\$7.48	AT	8/40	1½x1st	2x	2x	2nd	
	Nov 1,72	7.15	"	-	-	-	7.70	\$10		2hrs,			75¢/hr	
	Feb 1,73	7.28	"	-	-	-	7.86	/wk		2x after			3rd	
		Apr 30,73						(2) OPC 5¢					\$1.00/	

Table 3 (cont'd)

SHIP PREMIUM	WAGE AND RELATED PAYMENTS FOR REGULARLY SCHEDULED DAYTIME HOURS										SPECIAL FUNDS	STANDARD HOURS	OVERTIME			SHIFT PREMIUMS	WORK BREAKS	BRICKLAYER REPORTING PAY	
	Effective Date	Hourly Rate	Vaca- tion	Health and Welfare	Pen- sion	S.U.B.	Total	After Daily Hours	Saturday	Sunday and Holidays			General	Inclement Weather					
															General			Inclement Weather	
(52)																			
2nd 75¢/hr 5th \$1.00/hr	Beeton, ngwood, u, hum &	May 1,72 Nov 1,72 Feb 1,73 Apr 30,73	CI \$6.05 6.25 6.40	8% " "	- - -	- - -	\$6.53 6.75 6.91	(1) AT \$10 /wk (2) OPC 5¢	8/40	1½x1st 2hrs, 2x after	2x	2x	2nd 75¢/hr 3rd \$1.00/hr	2x10 mins	2 hrs	-			
(58)																			
2nd 75¢/hr 3rd \$1.00/hr	istrict (also 8's area)	May 1,72 Nov 1,72 Feb 1,73 Apr 30,73	CI \$6.93 7.13 7.28	8% " "	- - -	- - -	\$7.48 7.70 7.86	(1) AT \$10 /wk (2) OPC 5¢	8/40	1½x1st 2hrs, 2x after	2x	2x	2nd 75¢/hr 3rd \$1.00/hr	2x10 mins	2hrs	-			
2nd 75¢/hr 3rd \$1.00/hr	ities	May 1,72 Nov 1,72 Feb 1,73 Apr 30,73	CI \$6.50 6.70 6.79	7% " 8%	- - -	20¢ " "	\$7.16 7.37 7.53	(1) AT \$10 /wk (2) OPC 5¢	8/40	1½x1st 2hrs, 2x after	2x	2x	2nd 75¢/hr 3rd \$1.00/hr	2x10 mins	2hrs	-			
2nd 75¢/hr 3rd \$1.00/hr	anguini- Nicholl bour	May 1,72 Nov 1,72 Feb 1,73 Apr 30,73	CI \$6.05 6.25 6.40	8% " "	- - -	- - -	\$6.53 6.75 6.91	(1) AT \$10 /wk (2) OPC 5¢	8/40	1½x1st 2hrs, 2x after	2x	2x	2nd 75¢/hr 3rd \$1.00/hr	2x10 mins	2hrs	-			
Region (58)																			
(57)																			
2nd 75¢/hr 3rd \$1.00/hr	asing, ry & istricts	May 1,72 Nov 1,72 Feb 1,73 Apr 30,73	CI \$6.93 7.13 7.28	8% " "	- - -	- - -	\$7.48 7.70 7.86	(1) AT \$10 /wk (2) OPC 5¢	8/40	1½x1st 2hrs, 2x after	2x	2x	2nd 75¢/hr 3rd \$1.00/hr	2x10 mins	2hrs	-			

Table 3 (cont'd)

Location and Union	WAGE AND RELATED PAYMENTS FOR REGULARLY SCHEDULED DAYTIME HOURS							SPECIAL FUNDS	STANDARD HOURS	OVERTIME			SHIFT PREMIUMS
	Effective Date	Hourly Rate	Vaca- tion	Health and Welfare	Pen- sion	SUB.	Total			After Daily Hours	Saturday	Sunday and Holidays	
<u>Northeastern Ontario Region (58)</u> (cont'd)													
Bricklayers, Loc. 29													
Algoma & Manitoulin Districts													
	May 1,72	CI \$6.45	8%	45¢	-	-	\$7.42	(1) AT	8/40	1 1/2x 1st	2x	2x	2nd
	Nov 1,72	6.65	"	"			7.65	\$10		2hrs,			75¢/hr
	Feb 1,73	6.80	"	"			7.79	/wk		2x after			5rd
		Apr 30,73						(2) OPC					\$1.00/hr
								5¢					
<u>Lakehead-Northwestern Ontario Region (59)</u>													
Bricklayers, Loc. 25 (58)													
Kenora, Rainy River & Thunder Bay Districts													
	Apr 1,71	\$5.70	8%	15¢	-	-	\$6.51	-	8/40	2x	2x	2x	-
	Sep 1,71	5.90	"	20¢			6.57						
	Apr 1,72	6.40	"	"			7.11						
	Sep 1,72	6.55	"	"			7.27						
		Apr 30,73											

Table 3 (cont'd)

WAGE AND RELATED PAYMENTS FOR REGULARLY SCHEDULED DAYTIME HOURS										OVERTIME		SHIFT PREMIUMS	WORK BREAKS	BRICKLAYER REPORTING PAY	
Effective Date	Hourly Rate	Vaca- tion	Health and Welfare	Pen- sion	S.U.B.	Total	SPECIAL FUNDS	STANDARD HOURS	After Daily Hours	Saturday	Sunday and Holidays			General	Inclment Weather
58)															
May 1,72	CI \$6.45	8%	45¢	-	-	\$7.42	(1)	8/40	1½x1st	2x	2x	2nd	2x10	2hrs	-
Nov 1,72	6.65	"	"			7.63	AT		2hrs,			75¢/hr	mins		
Feb 1,73	6.80	"	"			7.79	/wk		2x after			3rd			
	Apr 30,73						(2)					\$1.00/hr			
							OPC								
							5¢								
Apr 1,71	\$5.70	8%	15¢	-	-	\$6.31	-	8/40	2x	2x	2x	-	2x10	2hrs	-
Sep 1,71	5.90	"	20¢			6.57							mins		
Apr 1,72	6.40	"	"			7.11									
Sep 1,72	6.55	"	"			7.27									
	Apr 30,73														

Table 3 - BricklayerFootnotes

- (1) - Minimum amount contributed to an apprentice's wages while he is attending trade school.
- (2) - Bricklayers Ontario Provincial Conference Fund - 1 cent of the 5 cents paid to the fund is allocated to an industry fund.
- (3) - 9 hours daily, 45 hours weekly may be worked on residential construction.
- (4) - 8 hours daily Monday to Thursday, 5½ hours Friday.
- (5) - 2 cents paid to fund by members of the Niagara Construction Association, and 7 cents by non-members.
- (6) - Daily hours not specified.
- (7) - Includes 4% vacation pay and 4% statutory holiday pay.

Table 4

HOURS, WAGES AND RELATED PAYMENTS FOR CARPENTERS
UNDER ONTARIO CONSTRUCTION AGREEMENTS, BY LOCATION AND UNION

Location and Union	WAGE AND RELATED PAYMENTS FOR REGULARLY SCHEDULED DAYTIME HOURS							SPECIAL FUNDS	STANDARD HOURS	OVERTIME			SHIFT PREMIUMS	WORKING CONDITIONS
	Effective Date	Hourly Rate	Vacation	Health and Welfare	Pension	S.U.B.	Total			After Daily Hours	Saturday	Sunday and Holidays		
<u>Eastern Ontario Region (50)</u>														
Carpenters, Loc. 93														
Carleton County	Jul 19,71	\$5.50	8%	10¢	-	-	\$6.04	-	8/40	1½x 1st	2x	2x	2nd & 3rd	2x, dur
Ottawa, Richmond, Rockcliffe, Stittsville & Vanier	Jan 1,72	5.90	"	"	-	-	6.47	-		2 hrs			1.1/7x	tic
Prescott County	Jun 1,72	6.15	"	"	-	-	6.74	-		2x after				giv
Alfred	Nov 1,72	6.45	"	"	-	-	7.07	-						
Russell County	Feb 1,73	6.71	"	"	-	-	7.35	-						
	Apr 30,73													
Carpenters, Loc. 249 (51)														
Frontenac County	May 1,72	\$6.88	9%	-	-	-	\$7.50	-	8/40	2x	2x	2x	2nd	2 x
Leeds County	Jun 14,72	7.08	"	-	-	-	7.72	-					1.1/7x,	mi
Gananoque	Nov 1,72	7.33	"	-	-	-	7.99	-					3rd	
	Apr 30,73												1½x	
Carpenters, Loc. 1758														
Dundas County	May 1,72	CI \$6.59	6%	25¢	-	-	\$7.23	-	8/40	1½x 1st	2x	2x	2nd & 3rd	2 x
Iroquois	Nov 1,72	6.75	"	"	-	-	7.40	-		4 hrs			1.1/7x	mi
Grenville County	Feb 1,73	6.91	"	"	-	-	7.57	-		2x after;				
Cardinal & Prescott										Sep 7/72				
Leeds County										1½x 1st				
Athens & Brockville										2 hrs				
	May 1,72	R \$4.94	4%	25¢	-	-	\$5.39	-	(2)/48					
	Nov 1,72	5.06	"	"	-	-	5.51	-						
	Feb 1,73	5.18	"	"	-	-	5.64	-						
	Apr 30,73													
Carpenters, Loc. 1988														
Grenville County	May 1,72	CI \$6.26	6%	25¢	-	-	\$6.89	-	8/40	1½x 1st	2x	2x	2nd & 3rd	2 x
Kemptville	Nov 1,72	6.56	"	"	-	-	7.20	-		4 hrs			1.1/7x	mi
Lanark County	Feb 1,73	6.84	"	"	-	-	7.50	-		2x after;				
Leeds County (north half)										Sep 7/72				
Renfrew County										1½x 1st				
Arnprior										2 hrs				
	May 1,72	R \$4.70	4%	25¢	-	-	\$5.14	-	(2)/48					
	Nov 1,72	4.92	"	"	-	-	5.37	-						
	Feb 1,73	5.13	"	"	-	-	5.59	-						
	Apr 30,73													

Footnotes to Table 4 on page 30

Table 4

HOURS, WAGS AND RELATED PAYMENTS FOR CARPENTERS
UNDER ONTARIO CONSTRUCTION AGREEMENTS, BY LOCATION AND UNION

UNION	LOCATION	WAGE AND RELATED PAYMENTS FOR REGULARLY SCHEDULED DAYTIME HOURS							SPECIAL FUNDS	STANDARD HOURS	OVERTIME			SHIFT PREMIUMS	WORK BREAKS	CARPENTER REPORTING PAY	
		Effective Date	Hourly Rate	Vacation	Health and Welfare	Pension	S.U.B.	Total			After Daily Hours	Saturday	Sunday and Holidays			General	Inclement Weather
2x, du t 10 g W		Jul 19,71	\$5.50	8%	10¢	-	-	\$6.04	-	8/40	1½x 1st 2 hrs	2x	2x	2nd & 3rd 1.1/7x	2x, no dura- tion given	2 hrs	2 hrs
		Jan 1,72	5.90	"	"	-	-	6.47									
		Jun 1,72	6.15	"	"	-	-	6.74									
		Nov 1,72	6.45	"	"	-	-	7.07									
		Feb 1,73	6.71	"	"	-	-	7.35									
		Apr 30,73															
2 x mi		May 1,72	\$6.88	9%	-	-	\$7.50	-	8/40	2x	2x	2x	2nd 1.1/7x, 3rd 1½x	2 x 10 mins	2 hrs	(1)	
		Jun 14,72	7.08	"	-	-	7.72										
		Nov 1,72	7.35	"	-	-	7.99										
		Apr 30,73															
2 x mi		May 1,72	CI \$6.59	6%	25¢	-	-	\$7.23	-	8/40	1½x 1st 4 hrs	2x	2x	2nd & 3rd 1.1/7x	2 x 15 mins	2 hrs	2 hrs
		Nov 1,72	6.75	"	"	-	-	7.40									
		Feb 1,73	6.91	"	"	-	-	7.57									
		May 1,72	R \$4.94	4%	25¢	-	-	\$5.39	-	(2) /48							
		Nov 1,72	5.06	"	"	-	-	5.51									
		Feb 1,73	5.18	"	"	-	-	5.64									
		Apr 30,73															
2 x mi half)		May 1,72	CI \$6.26	6%	25¢	-	-	\$6.89	-	8/40	1½x 1st 4 hrs	2x	2x	2nd & 3rd 1.1/7x	2 x 15 mins	2 hrs	2 hrs
		Nov 1,72	6.56	"	"	-	-	7.20									
		Feb 1,73	6.84	"	"	-	-	7.50									
		May 1,72	R \$4.70	4%	25¢	-	-	\$5.14	-	(2) /48							
		Nov 1,72	4.92	"	"	-	-	5.37									
		Feb 1,73	5.13	"	"	-	-	5.59									
		Apr 30,73															

Table 4 (cont'd.)

Location and Union	WAGE AND RELATED PAYMENTS FOR REGULARLY SCHEDULED DAYTIME HOURS							SPECIAL FUNDS	STANDARD HOURS	OVERTIME			SHIP PREMIUM	
	Effective Date	Hourly Rate	Vaca- tion	Health and Welfare	Pen- sion	S.U.B.	Total			After Daily Hours	Saturday	Sunday and Holidays		
<u>Eastern Ontario Region (50)</u> (cont'd.)														
Carpenters, Loc. 2307 Dundas County Chesterville, Morris- burg & Winchester Glengarry & Stormont Counties Prescott County Haskesbury, L'Original, Vankleek Hill	May 1,72	CI \$5.25	6%	25¢	-	-	\$5.82	-	8/40	1½x 1st 4 hrs	2x	2x	2nd & 1.1/72	
	Nov 1,72	5.45	"	"	-	-	\$6.05	-		2x after; Sep 7/72				
	Feb 1,73	5.64	"	"	-	-	\$6.25	-		1½x 1st 2 hrs				
									(2)					
	May 1,72	R \$3.94	4%	25¢	-	-	\$4.35	-	/48					
	Nov 1,72	4.09	"	"	-	-	4.50	-						
	Feb 1,73	4.23	"	"	-	-	4.65	-						
		Apr 30,73												
	Carpenters, Loc. 2466 (58) Renfrew County Barry's Bay, Chalk River, Deep River, Eganville, Pembroke, Petawawa & Renfrew	May 1,72	CI \$5.27	6%	25¢	-	-	\$5.84	-	8/40	1½x 1st 4 hrs	2x	2x	2nd & 1.1/72
		Nov 1,72	5.42	"	"	-	-	5.99	-		2x after; Sep 7/72			
Feb 1,73		5.56	"	"	-	-	6.14	-		1½x 1st 2 hrs				
									(2)					
May 1,72		R \$3.95	4%	25¢	-	-	\$4.36	-	/48					
Nov 1,72		4.07	"	"	-	-	4.48	-						
Feb 1,73		4.17	"	"	-	-	4.59	-						
		Apr 30,73												
<u>Lake Ontario Region (51)</u>														
Carpenters, Loc. 249 (50) Lennox-Addington County		May 1,72	\$6.88	9%	-	-	-	\$7.50	-	8/40	2x	2x	2x	2nd 1.1/72
	Jun 14,72	7.08	"	-	-	-	7.72	-					3rd	
	Nov 1,72	7.33	"	-	-	-	7.99	-					1½x	
		Apr 30,73												
Carpenters, Loc. 397 (52) Durham County Bowmanville & Newcastle	Jun 13,72	C \$6.67	(3) 9%	20¢	-	-	\$7.47	IF 2¢	8/40	1½x 1st 2 hrs	2x	2x	2nd & 1.1/72	
	Nov 1,72	Apr 6.87	"	"	-	-	7.69	-		2x after				
		Apr 30,73												

Table 4 (cont'd.)

SHIFT PRFMI	Union	WAGE AND RELATED PAYMENTS FOR REGULARLY SCHEDULED DAYTIME HOURS							SPECIAL FUNDS	STANDARD HOURS	OVERTIME			SHIFT PREMIUMS	WORK BREAKS	CARPENTER REPORTING PAY	
		Effective Date	Hourly Rate	Vaca- tion	Health and Welfare	Pen- sion	S.U.B.	Total			After Daily Hours	Saturday	Sunday and Holidays			General	Inclement Weather
	on (50)																
2nd & 1.1/72	507 Morris- ester ormont	May 1,72 Nov 1,72 Feb 1,73	CI \$5.25 5.45 5.64	6% " "	25¢ " "	- - -	\$5.82 \$6.03 \$6.23	-	8/40	1½x 1st 4 hrs 2x after Sep 7/72 1½x 1st 2 hrs 2x after	2x	2x	2nd & 3rd 1.1/7x	2 x 15 mins	2 hrs	2 hrs	
	y l.Original, 1	May 1,72 Nov 1,72 Feb 1,73	R \$3.94 4.09 4.23	4% " "	25¢ " "	- - -	\$4.35 4.50 4.65	-	(2) /48								
2nd & 1.1/72	466 (58) Chalk River, embroke, enfrew	May 1,72 Nov 1,72 Feb 1,73	CI \$5.27 5.42 5.56	6% " "	25¢ " "	- - -	\$5.84 \$5.99 6.14	-	8/40	1½x 1st 4 hrs 2x after; Sep 7/72 1½x 1st 2 hrs 2x after	2x	2x	2nd & 3rd 1.1/7x	2 x 15 mins	2 hrs	2 hrs	
		May 1,72 Nov 1,72 Feb 1,73	R \$3.95 4.07 4.17	4% " "	25¢ " "	- - -	\$4.36 4.48 4.59	-	(2) /48								
	(51)																
2nd 1.1/72 3rd 1½x	49 (59) on County	May 1,72 Jun 14,72 Nov 1,72	\$6.88 7.08 7.33	9% " "	- - -	- - -	\$7.50 7.72 7.99	-	8/40	2x	2x	2x	2nd 1.1/7x, 3rd 1½x	2 x 10 mins	2 hrs	(1)	
2nd & 1.1/72	97 (52) & Newcastle	Jun 15,72 Nov 1,72	C \$6.67 Apr 6.87 Apr 30,73	(3) 9% "	20¢ " "	- - -	\$7.47 7.69	IF 2¢	8/40	1½x 1st 2 hrs 2x after	2x	2x	2nd & 3rd 1.1/7x	2x, no dura- tion given	1 hr	1 hr	

Table 4 (cont'd.)

Location and Union	WAGE AND RELATED PAYMENTS FOR REGULARLY SCHEDULED DAYTIME HOURS							SPECIAL FUNDS	STANDARD HOURS	OVERTIME			SHIFT PREMIUMS	WORK BRIEF
	Effective Date	Hourly Rate	Vaca- tion	Health and Welfare	Pen- sion	S.U.B.	Total			After Daily Hours	Saturday	Sunday and Holidays		
<u>Lake Ontario Region (51)</u> (cont'd.)														
Carpenters, Loc. 572 Hastings County Belleville, Deseronto, Frankford, Madoc, Marmora, Stirling, Trenton & Tweed Northumberland County Brighton, Campbellford & Colborne Prince Edward County	May 1,72	\$5.99	9%	-	-	-	\$6.53	-	8/40	1½x 1st 5 hrs 2x after	2x	2x	2nd & 3rd 1.1/7x	2x mi
	Nov 1,72	6.34	"				6.91							
	Apr 30,73													
Carpenters, Loc. 1071 Durham County Port Hope Northumberland County Cobourg	Jun 13,72	C \$6.67	(3) 9%	20¢	-	-	\$7.47	IF 2¢	8/40	1½x 1st 2 hrs 2x after	2x	2x	2nd & 3rd 1.1/7x	2x, dur tio giv
	Nov 1,72	6.87	"	"			7.69							
	Apr 30,73													
Carpenters, Loc. 1450 Haliburton, Peterborough & Victoria Counties	Aug 21,72	\$5.75	(4) 8%	20¢	-	-	\$6.41	IF 2¢	8/40	1½x	1½x to noon 2x after	2x	2nd & 3rd 1.1/7x	2x, dur tio giv
	Dec 1,72	6.17	"	"			6.86							
	Apr 30,73													
<u>Central Ontario Region (52)</u>														
Carpenters, Loc. 18 (53) Halton County Burlington	Jun 1,71	C \$6.55	10%	50¢	(7)	-	\$7.71	UF	8/40	1½x 1st 2 hrs 2x after	2x	2x	2nd & 3rd 1.1/7x	2x mi
	Dec 1,71	6.82	"	"	"		8.00	11¢						
	May 1,72	7.09	"	60¢	"		8.40							
	Nov 1,72	7.41	"	65¢	"		8.80							
	Apr 30,73													
Carpenters, Locs. 27, 666, 681, 1153, 1963, 3227 & 3333 Halton County Acton, Georgetown, Milton & Oakville Ontario County Ajax & Pickering Peel & York Counties	Jul 24,72	\$6.98	8%	20¢	-	-	\$7.74	-	8/40;	1½x 1st 3 hrs 2x after	2x	2x	2nd 1.1/7x 3rd 1½x	2x, dur tio giv
	Nov 1,72	7.25	"	25¢	-	-	8.08		May					
	Jan 1,73	7.25	9%	"	12¢		8.27		1/73					
	May 1,73	7.55	"	"	"		8.60		(10) 37½					
	Apr 30,73													
Carpenters, Loc. 397 (51) Ontario County Campanton, Oshawa, Port Perry, Uxbridge & Wmthby	Jun 13,72	C \$6.67	(3) 9%	20¢	-	-	\$7.47	IF 2¢	8/40	1½x 1st 2 hrs 2x after	2x	2x	2nd & 3rd 1.1/7x	2x, dur tio giv
	Nov 1,72	6.87	"	"			7.69							
	Apr 30,73													

Footnotes to Table 4 on page 30

Table 4 (cont'd.)

WAGE AND RELATED PAYMENTS FOR REGULARLY SCHEDULED DAYTIME HOURS																CARPENTER	
Effective Date	Hourly Rate	Vacation	Health and Welfare	Pen-sion	S.U.B.	Total	SPECIAL FUNDS	STANDARD HOURS	OVERTIME			SHIFT PREMIUMS	WORK BREAKS	REPORTING PAY			
									After Daily Hours	Saturday	Sunday and Holidays			General	Inclement Weather		
May 1,72 Nov 1,72	\$5.99 6.34 Apr 30,75	9% " "	- " "	- " "	- " "	\$6.53 6.91	-	8/40	1½x 1st 5 hrs 2x after	2x	2x	2nd & 3rd 1.1/7x	2 x 10 mins	2 hrs	(1)		
Jun 15,72 Nov 1,72	C \$6.67 6.87 Apr 30,75	(3) 9% "	20¢ " "	- " "	- " "	\$7.47 7.69	IF 2¢	8/40	1½x 1st 2 hrs 2x after	2x	2x	2nd & 3rd 1.1/7x	2x, no dura- tion given	1 hr	1 hr		
Aug 21,72 Dec 1,72	\$5.75 6.17 Apr 30,75	(4) 8% "	20¢ " "	- " "	- " "	\$6.41 6.86	IF 2¢	8/40	1½x	1½x to noon 2x after	2x	2nd & 3rd 1.1/7x	2x, no dura- tion given	(5)	(6)		
Jun 1,71 Dec 1,71 May 1,72 Nov 1,72	C \$6.55 6.82 7.09 7.41 Apr 30,75	10% " " "	50¢ " 60¢ 65¢	(7) " " "	- " " "	\$7.71 8.00 8.40 8.80	UF 11¢	8/40	1½x 1st 2 hrs 2x after	2x	2x	2nd & 3rd 1.1/7x	2 x 10 mins	1 hr	1 hr		
Jul 24,72 Nov 1,72 Jan 1,75 May 1,75	\$6.98 7.25 7.25 (9) 7.55 Apr 30,75	8% " 9% "	20¢ 25¢ " "	- " 12¢ "	- " " "	\$7.74 8.08 8.27 8.60	-	8/40; May 1/75 (10) 57½	1½x 1st 3 hrs 2x after	2x	2x	2nd 1.1/7x 3rd 1½x	2x, no dura- tion given	1 hr	1 hr		
Jun 15,72 Nov 1,72	C \$6.67 6.87 Apr 30,75	(3) 9% "	20¢ " "	- " "	- " "	\$7.47 7.69	IF 2¢	8/40	1½x 1st 2 hrs 2x after	2x	2x	2nd & 3rd 1.1/7x	2x, no dura- tion given	1 hr	1 hr		

Table 4 (cont'd.)

Location and Union	WAGE AND RELATED PAYMENTS FOR REGULARLY SCHEDULED DAYTIME HOURS							SPECIAL FUNDS	STANDARD HOURS	OVERTIME			SH. PRV.
	Effective Date	Hourly Rate	Vaca-tion	Health and Welfare	Pen-sion	S U B.	Total			After Daily Hours	Saturday	Sunday and Holidays	
<u>Central Ontario Region (52)</u>													
Carpenters, Loc. 1190 Halton County Acton, Georgetown, Milton & Oakville	May 1,72	R \$4.50	4'	-	-	-	\$4.68	-	9/45	1 1/2x 1st 3 hrs	2x	2x	2
	Apr	50,75								2x after			1.1
Carpenters, Locs. 1304, 2480 & 2482 (57) Ontario County Ajax & Pickering Peel & York Counties	May 1,72	\$5.25	(5) 9%	30¢	-	-	\$6.00	-	8/40	1 1/2x 1st hour	2x	2x	2
	Nov 1,72	5.41	"	"	-	-	6.20	-		2x after Mon to Thurs; 2x Fri			1.1
	Apr	50,75											5
<u>Niagara Region (55)</u>													
Carpenters, Loc. 18 (52) Haldimand County Caledonia, Cayuga & Hagersville Lincoln County Grimsby Wentworth County	Jun 1,71	CI \$6.55	10%	50¢	(7)	-	\$7.71	01-	8/40	1 1/2x 1st 2 hrs	2x	2x	2nd
	Dec 1,71	6.82	"	"	"	-	8.00	11¢		2x after			1.1
	May 1,72	7.09	"	60¢	"	-	8.40						
	Nov 1,72	7.41	"	65¢	"	-	8.80						
	Apr	50,75											
Carpenters, Loc. 38 Haldimand County Dunnville Lincoln County Lincoln, Niagara-on- the-Lake & St. Catha- rines Welland County	May 25,72	\$7.20	8%	-	-	-	\$7.78	(10) AT	8/40	2x	2x	2x	2
	Nov 1,72	7.56	"	-	-	-	7.95	\$25					1
	Feb 1,75	7.51	"	-	-	-	8.11	/wk					5
	Apr	50,75						IF 2¢					1
Carpenters, Locs. 498, 949, 1940 & 2175 (54, 56, 57) Brant County	Nov 1,71	CI \$5.80	7%	20¢	-	-	\$6.41	-	8/40	1 1/2x 1st 2 hrs	2x	2x	2nd
	May 1,72	6.20	8%	"	-	-	6.90	-		2x after			1.1
	Nov 1,72	6.45	"	"	-	-	7.17	-					
	Nov 18,71	R \$4.50	7%	20¢	-	-	\$5.02	-	9/45	2x	2x	2x	2nd
	May 1,72	5.00	8%	"	-	-	5.60	-		after			1.1
Nov 1,72	5.45	"	"	-	-	6.09	-		18 hrs weekly				
Apr	50,75												

*References to Table 4 on page 50

Table 4 (cont'd.)

SH PREM	Union	WAGE AND RELATED PAYMENTS FOR REGULARLY SCHEDULED DAYTIME HOURS								SPECIAL FUNDS	STANDARD HOURS	OVERTIME			SHIFT PREMIUMS	WORK BREAKS	CARPENTER REPORTING PAY	
		Effective Date	Hourly Rate	Vaca- tion	Health and Welfare	Pen- sion	S U B.	Total	After Daily Hours			Saturday	Sunday and Holidays	General			Inclement Weather	
	en (52)																	
2nd	90	May 1,72	R \$4.50	4%	-	-	-	\$4.68	-	9/45	1 1/2x 1st 3 hrs 2x after	2x	2x	2nd 1.1/7x, 3rd 1 1/2x	2x, no dura- tion given	1 hr	1 hr	
1.1	etown, ville	Apr 30,73																
1	ing nties																	
	304, 2480																	
2nd		May 1,72	\$5.23	(5)	30¢	-	-	\$6.00	-	8/40	1 1/2x 1st hour 2x after Mon to Thurs; 2x Fri	2x	2x	2nd 1.1/7x, 3rd 1 1/2x	2 x 10 mins	(5)	(5)	
1.1		Nov 1,72	5.41	"	"			6.20										
3		Apr 30,73																
1																		
2nd	(52)	Jun 1,71	C1 \$6.55	10%	50¢	(7)	-	\$7.71	UF	8/40	1 1/2x 1st 2 hrs 2x after	2x	2x	2nd & 3rd 1.1/7x	2 x 10 mins	1 hr	1 hr	
1.1	yuga &	Dec 1,71	6.82	"	"	"		8.00	11¢									
		May 1,72	7.09	"	60¢	"		8.40										
		Nov 1,72	7.41	"	65¢	"		8.80										
		Apr 30,73																
2nd		May 23,72	\$7.20	8%	-	-	-	\$7.78	(10)	8/40	2x	2x	2x	2nd	10	2 hrs	2 hrs	
1		Nov 1,72	7.36	"				7.95	Al					1 1/2x,	mins			
5		Feb 1,73	7.51	"				8.11	\$25					3rd	every			
1	ara-on- Catha-	Apr 30,73							1¢ 2¢					1 1/2x	2 hrs			
2nd	98, 949, , 57)	Nov 1,71	C1 \$5.80	7%	20¢	-	-	\$6.41	-	8/40	1 1/2x 1st 2 hrs 2x after	2x	2x	2nd & 3rd 1.1/7x	2 x 10 mins	2 hrs	-	
1.1		May 1,72	6.20	8%	"			6.90										
		Nov 1,72	6.45	"	"			7.17										
2nd		Nov 18,71	R \$4.50	7%	20¢	-	-	\$5.02	-	9/45	2x after 48 hrs weekly	2x	2x	2nd & 3rd 1.1/7x	2 x 10 mins	2 hrs	-	
1.1		May 1,72	5.00	8%	"			5.60										
		Nov 1,72	5.45	"	"			6.09										
		Apr 30,73																

Table 4 (cont'd.)

Location and Union	WAGE AND RELATED PAYMENTS FOR REGULARLY SCHEDULED DAYTIME HOURS							SPECIAL FUNDS	STANDARD HOURS	OVERTIME			SHIFT PREMIUMS	W.C. BRI
	Effective Date	Hourly Rate	Vaca- tion	Health and Welfare	Pen- sion	S.U.B.	Total			After Daily Hours	Saturday	Sunday and Holidays		
<u>Lake Erie Region (54)</u>														
Carpenters, Locs. 498, 949, 1940 & 2173 (53, 56, 57) Norfolk County	Nov 1, 71	CI \$5.80	7%	20¢	-	-	\$6.41	-	8/40	1½x 1st 2 hrs 2x after	2x	2x	2nd & 3rd 1.1/7x	2 x m
	May 1, 72	6.20	8%	"	"	"	6.90							
	Nov 1, 72	6.45	"	"	"	"	7.17							
Carpenters, Locs. 1946, 2222 & 2451 (56, 57) Elgin, Middlesex & Oxford Counties	Nov 18, 71	R \$4.50	7%	20¢	-	-	\$5.02	-	9, 15	2x after 48 hrs weekly	2x	2x	2nd & 3rd 1.1/7x	2 x m
	May 1, 72	5.00	8%	"	"	"	5.60							
	Nov 1, 72	5.45	"	"	"	"	6.09							
	Apr 30, 73													
Carpenters, Locs. 1946, 2222 & 2451 (56, 57) Elgin, Middlesex & Oxford Counties	May 1, 72	CI \$6.34	8%	30¢	(7)	-	\$7.15	-	8/40	2x	2x	2x	2nd & 3rd 1½x	1 mi ev 2
	Oct 2, 72	6.62	"	"	"	"	7.45							
	Dec 4, 72	6.85	"	"	"	"	7.70							
	Apr 30, 73													
Carpenters, Locs. 1946, 2222 & 2451 (56, 57) Elgin, Middlesex & Oxford Counties	May 19, 72	R \$6.34	4%	30¢	(7)	-	\$6.89	-	(2) /48	1½x	1½x	1½x	-	
	Oct 2, 72	6.62	"	"	"	"	7.18							
	Dec 4, 72	6.85	"	"	"	"	7.42							
	Dec 31, 72													
<u>Lake St. Clair Region (55)</u>														
Carpenters, Loc. 494 Essex & Kent Counties	May 1, 71	CI \$6.00	8%	30¢	15¢	15¢	\$7.08	IF 2¢ AF	8/40	2x	2x	2x	2nd & 3rd 1.1/7x	2 x m
	May 1, 72	6.45	"	"	"	"	7.57	\$25 /yr						
Carpenters, Loc 494 Essex & Kent Counties	May 1, 71	R \$6.00	8%	30¢	15¢	15¢	\$7.08	IF 2¢ AF	8/40	2x	2x	2x	2nd & 3rd 1.1/7x	2 x m
	May 1, 72	6.45	"	"	"	"	7.57	\$25 /yr						
	Apr 30, 73													
Carpenters, Loc. 1256 Lambton County	May 1, 72	\$6.65	9%	30¢	30¢	-	\$7.85	-	8/40	2x	2x	2x	2nd & 3rd 1.1/7x	2 x m
	May 1, 73	7.16	"	"	"	"	8.40							
	May 1, 74	7.70	"	"	"	"	8.99							
	Apr 30, 75													

Footnotes to Table 4 on page 30

Table 4 (cont'd.)

WAGE AND RELATED PAYMENTS FOR REGULARLY SCHEDULED DAYTIME HOURS										OVERTIME			SHIFT PREMIUMS		WORK BREAKS		CARPENTER REPORTING PAY	
Effective Date	Hourly Rate	Vaca-tion	Health and Welfare	Pen-sion	S.U.B.	Total	SPECIAL FUNDS	STANDARD HOURS	After Daily Hours	Saturday	Sunday and Holidays	General	Inclement Weather					
Nov 1,71 May 1,72 Nov 1,72	CI \$5.80 6.20 6.45	7% 8% "	20¢ " "	- - -	- - -	\$6.41 6.90 7.17	-	8/40	1½x 1st 2 hrs 2x after	2x	2x	2nd & 3rd 1.1/7x	2 x 10 mins	2 hrs	-			
Nov 18,71 May 1,72 Nov 1,72	R \$4.50 5.00 5.45 Apr 30,73	7% 8% "	20¢ " "	- - -	- - -	\$5.02 5.60 6.09	-	9/45	2x after 48 hrs weekly	2x	2x	2nd & 3rd 1.1/7x	2 x 10 mins	2 hrs	-			
May 1,72 Oct 2,72 Dec 4,72	CI \$6.34 6.62 6.85 Apr 30,73	8% " "	30¢ " "	(7) - -	- - -	\$7.15 7.45 7.70	-	8/40	2x	2x	2x	2nd & 3rd 1½x	10 mins every 2 hrs	2 hrs	1 hr			
May 19,72 Oct 2,72 Dec 4,72	R \$6.34 6.62 6.85 Dec 31,72	4% " "	30¢ " "	(7) - -	- - -	\$6.89 7.18 7.42	-	(2) /48	1½x	1½x	1½x	-	-	-	-			
May 1,71 May 1,72	CI \$6.00 6.45	8% "	30¢ "	15¢ "	15¢ "	\$7.08 7.57	IF 2¢ AF \$25 /yr	8/40	2x	2x	2x	2nd & 3rd 1.1/7x	2 x 10 mins	2 hrs	2 hrs			
May 1,71 May 1,72	R \$6.00 6.45 Apr 30,73	8% "	30¢ "	15¢ "	15¢ "	\$7.08 7.57	IF 2¢ AF \$25 /yr	8/40	2x	2x	2x	2nd & 3rd 1.1/7x	2 x 10 mins	2 hrs	2 hrs			
May 1,72 May 1,73 May 1,74	\$6.65 7.16 7.70 Apr 30,75	9% " "	30¢ " "	30¢ " "	- - -	\$7.85 8.40 8.99	-	8/40	2x	2x	2x	2nd & 3rd 1.1/7x	2 x 10 mins	2 hrs	2 hrs			

Table 4 (cont'd.)

Location and Union	WAGE AND RELATED PAYMENTS FOR REGULARLY SCHEDULED DAYTIME HOURS							SPECIAL FUNDS	STANDARD HOURS	OVERTIME			SH PREM	
	Effective Date	Hourly Rate	Vaca- tion	Health and Welfare	Pen- sion	S.U.B.	Total			After Daily Hours	Saturday	Sunday and Holidays		
<u>Midwestern Ontario Region (56)</u>														
Carpenters, Locs. 498, 949, 1940 & 2173 (53, 54, 57) Waterloo & Wellington Counties	Nov 1,71	CI \$5.80	7%	20¢	-	-	\$6.41	-	8/40	1½x 1st 2 hrs 2x after	2x	2x	2nd 8 1.1/	
	May 1,72	6.20	8%	"	-	-	6.90	-						
	Nov 1,72	6.45	"	"	-	-	7.17	-						
	Nov 18,71	R \$4.50	7%	20¢	-	-	\$5.02	-	9/45	2x after 48 hrs weekly	2x	2x	2nd 8 1.1/	
	May 1,72	5.00	8%	"	-	-	5.60	-						
	Nov 1,72	5.45	"	"	-	-	6.09	-						
Apr 30,73														
Carpenters, Locs. 1946, 2222 & 2451 (54, 57) Huron & Perth Counties	May 1,72	CI \$6.39	8%	25¢	-	-	\$7.15	-	8/40	2x	2x	2x	2nd 8 1.1/	
	Oct 2,72	6.67	"	"	-	-	7.47	-						
	Dec 4,72	6.90	"	"	-	-	7.70	-						
	Apr 30,73													
Carpenters, Locs. 1946, 2222 & 2451 (54, 57) Huron & Perth Counties	May 19,72	R \$6.39	4%	25¢	-	-	\$6.90	-	(2) /48	1½x	1½x	1½x		
	Oct 1,72	6.67	"	"	-	-	7.19	-						
	Dec 4,72	6.90	"	"	-	-	7.43	-						
	Dec 31,72													
<u>Georgian Bay Region (57)</u>														
Carpenters, Locs. 1504, 2480 & 2482 (52) Muskoka District & Simcoe County	May 1,72	\$5.23	(3) 9%	30¢	-	-	\$6.00	-	8/40	1½x 1st hour 2x after Mon to Thurs; 2x Fri	2x	2x	2nd 1.1/ 3x 1.1/	
	Nov 1,72	5.41	"	"	-	-	6.20	-						
	Apr 30,73													
Carpenters, Locs. 1946, 2222 & 2451 (54, 56) Bruce County	May 1,72	CI \$6.34	8%	30¢	(7)	-	\$7.15	-	8/40	2x	2x	2x	2nd 1.1/	
	Oct 2,72	6.52	"	"	-	-	7.45	-						
	Dec 4,72	6.85	"	"	-	-	7.70	-						
	Apr 30,73													
Carpenters, Locs. 1946, 2222 & 2451 (54, 56) Bruce County	May 19,72	R \$6.34	4%	30¢	(7)	-	\$6.89	-	(2) /48	1½x	1½x	1½x		
	Oct 2,72	6.62	"	"	-	-	7.18	-						
	Dec 4,72	6.85	"	"	-	-	7.42	-						
	Dec 31,72													

Footnotes to Table 4 on page 30

Table 4 (cont'd.)

SHIFT PREMIUM	Region	WAGE AND RELATED PAYMENTS FOR REGULARLY SCHEDULED DAYTIME HOURS							SPECIAL FUNDS	STANDARD HOURS	OVERTIME			SHIFT PREMIUMS	WORK BREAKS	CARPENTER REPORTING PAY	
		Effective Date	Hourly Rate	Vaca- tion	Health and Welfare	Pen- sion	S.U.B.	Total			After Daily Hours	Saturday	Sunday and Holidays			General	Inclement Weather
	Region (56)																
2nd 1.1/72	198, 949, (57) ington	Nov 1,71 May 1,72 Nov 1,72	CI \$5.80 6.20 6.45	7% 8% "	20¢ " "	- - -	\$6.41 6.90 7.17	-	8/40	1½x 1st 2 hrs 2x after	2x	2x	2nd & 3rd 1.1/7x	2 x 10 mins	2 hrs	-	
2nd 1.1/72		Nov 18,71 May 1,72 Nov 1,72	R \$4.50 5.00 5.45	7% 8% "	20¢ " "	- - -	\$5.02 5.60 6.09	-	9/45	2x after 48 hrs weekly	2x	2x	2nd & 3rd 1.1/7x	2 x 10 mins	2 hrs	-	
2nd 1.1/72	1946, 2222 Counties	May 1,72 Oct 2,72 Dec 4,72	CI \$6.39 6.67 6.90	8% " "	25¢ " "	- - -	\$7.15 7.47 7.70	-	8/40	2x	2x	2x	2nd & 3rd 1½x	10 mins every 2 hrs	2 hrs	1 hr	
	1946, 2222 Counties	May 19,72 Oct 2,72 Dec 4,72	R \$6.39 6.67 6.90	4% " "	25¢ " "	- - -	\$6.90 7.19 7.43	-	(2) /48	1½x	1½x	1½x	-	-	-	-	
2nd 1.1/72	(57) 1504, 2480 ct &	May 1,72 Nov 1,72	\$5.23 5.41	(3) 9% "	30¢ " "	- - -	\$6.00 6.20	-	8/40	1½x 1st hour 2x after Mon to Thurs; 2x Fri	2x	2x	2nd 1.1/7x, 3rd 1½x	2 x 10 mins	1	(5)	
2nd 1.1/72	1946, 2222	May 1,72 Oct 2,72 Dec 4,72	CI \$6.34 6.62 6.85	8% " "	30¢ " "	(7) - -	\$7.15 7.45 7.70	-	8/40	2x	2x	2x	2nd & 3rd 1½x	10 mins every 2 hrs	2 hrs	1 hr	
	1946, 2222	May 19,72 Oct 2,72 Dec 4,72	R \$6.34 6.62 6.85	4% " "	30¢ " "	(7) - -	\$6.89 7.18 7.42	-	(2) /48	1½x	1½x	1½x	-	-	-	-	

Table 4 (cont'd.)

Location and Union	WAGE AND RELATED PAYMENTS FOR REGULARLY SCHEDULED DAYTIME HOURS							SPECIAL FUNDS	STANDARD HOURS	OVERTIME			SHIFT PREMIUMS
	Effective Date	Hourly Rate	Vaca- tion	Health and Welfare	Pen- sion	S.U.B.	Total			After Daily Hours	Saturday	Sunday and Holidays	
<u>Georgian Bay Region (57)</u> (cont'd.)													
Carpenters, Loc. 2050 Grey County	May 29, 72	\$6.08	8%	25¢	-	-	\$6.82	-	8/40	2x	2x	2x	2nd & 3rd
	Oct 2, 72	6.36	"	"	-	-	7.12						1½x
	Dec 4, 72	6.59					7.37						
	Apr 30, 73												
Carpenters, Locs. 498, 949, 1940 & 2173 (53, 54, 56) Dufferin County	Nov 1, 71	CI \$5.80	7%	20¢	-	-	\$6.41	-	8/40	1½x 1st 2 hrs	2x	2x	2nd & 3rd
	May 1, 72	6.20	8%	"	-	-	6.90			2x after			1.1/7x
	Nov 1, 72	6.45	"	"	-	-	7.17						
	Nov 18, 71	R \$4.50	7%	20¢	-	-	\$5.02	-	9/45	2x	2x	2x	2nd & 3rd
	May 1, 72	5.00	8%	"	-	-	5.60			after			1.1/7x
	Nov 1, 72	5.45	"	"	-	-	6.09			48 hrs weekly			
Apr 30, 73													
<u>Northeastern Ontario Region (58)</u>													
Carpenters, Loc. 446 Algoma District	May 1, 72	CI \$6.13	(11) 8%	25¢	-	-	\$6.87	-	8/40	2x	2x	2x	2nd & 3rd
	Nov 1, 72	6.48	"	"	-	-	7.25						80¢/hr
	Apr 30, 73												
Carpenters, Loc. 2466 (50) Nipissing District (south part)	May 1, 72	CI \$5.27	6%	25¢	-	-	\$5.84	-	8/40	1½x 1st 4 hrs	2x	2x	2nd & 3rd
	Nov 1, 72	5.42	"	"	-	-	5.99			2x after;			1.1/7x
	Feb 1, 73	5.56	"	"	-	-	6.14			Sep 7/72 1½x 1st 2 hrs			
	May 1, 72	R \$3.95	4%	25¢	-	-	\$4.36	-	(2) /48				
	Nov 1, 72	4.07	"	"	-	-	4.48						
	Feb 1, 73	4.17	"	"	-	-	4.59						
Apr 30, 73													
Carpenters, Loc. 2486 Cochrane District Cochrane, Timonios Falls & Timmins	Nov 1, 71	CI \$6.19	8%	20¢	-	-	\$6.89	-	8/40	2x	2x	2x	2nd & 3rd
	Jun 9, 72	6.50	"	28¢	-	-	7.30						1.1/7x
	Nov 1, 72	6.75	"	"	-	-	7.57						
	Feb 1, 73	6.90	"	"	-	-	7.73						
	Apr 30, 73												

Table 4 (cont'd.)

TUMS	V	WAGE AND RELATED PAYMENTS FOR REGULARLY SCHEDULED DAYTIME HOURS										OVERTIME			SHIFT PREMIUMS		WORK BREAKS		CARPENTER REPORTING PAY	
		Effective Date	Hourly Rate	Vacation	Health and Welfare	Pension	S.U.B.	Total	SPECIAL FUNDS	STANDARD HOURS	After Daily Hours	Saturday	Sunday and Holidays	SHIFT PREMIUMS	WORK BREAKS	REPORTING PAY				
																General	Inclement Weather			
3rd		May 29, 72	\$6.08	8%	25¢	-	-	\$6.82	-	8/40	2x	2x	2x	2nd & 3rd	10 mins every 2 hrs	2 hrs	1 hr			
x		Oct 2, 72	6.36	"	"	-	-	7.12	-					1½x						
		Dec 4, 72	6.59					7.37												
		Apr 30, 73																		
3rd		Nov 1, 71	CI \$5.80	7%	20¢	-	-	\$6.41	-	8/40	1½x 1st 2 hrs	2x	2x	2nd & 3rd	2 x 10 mins	2 hrs	-			
7x		May 1, 72	6.20	8%	"			6.90			2x after			1.1/7x						
		Nov 1, 72	6.45	"	"			7.17												
3rd		Nov 18, 71	R \$4.50	7%	20¢	-	-	\$5.02	-	9/45	2x	2x	2x	2nd & 3rd	2 x 10 mins	2 hrs	-			
7x		May 1, 72	5.00	8%	"			5.60			after 48 hrs weekly			1.1/7x						
		Nov 1, 72	5.45	"	"			6.09												
		Apr 30, 73																		
		(58)																		
3rd		May 1, 72	CI \$6.13	8%	25¢	-	-	\$6.87	-	8/40	2x	2x	2x	2nd & 3rd	2 x 10 mins	2 hrs	-			
/hr		Nov 1, 72	6.48	"	"			7.25						80¢/hr						
		Apr 30, 73																		
3rd		May 1, 72	CI \$5.27	6%	25¢	-	-	\$5.84	-	8/40	1½x 1st 4 hrs	2x	2x	2nd & 3rd	2 x 15 mins	2 hrs	2 hrs			
7x		Nov 1, 72	5.42	"	"			5.99			2x after; Sep 7/72			1.1/7x						
		Feb 1, 73	5.56	"	"			6.14			1½x 1st 2 hrs 2x after									
		May 1, 72	R \$3.95	4%	25¢	-	-	\$4.36	-	(2) /48										
		Nov 1, 72	4.07	"	"			4.48												
		Feb 1, 73	4.17	"	"			4.59												
		Apr 30, 73																		
3rd		Nov 1, 71	CI \$6.19	8%	20¢	-	-	\$6.89	-	8/40	2x	2x	2x	2nd & 3rd	2 x 10 mins	2 hrs	2 hrs			
7x		Jun 9, 72	6.50	"	28¢			7.30						1.1/7x						
		Nov 1, 72	6.75	"	"			7.57												
		Feb 1, 73	6.90	"	"			7.73												
		Apr 30, 73																		

Table 4 (cont'd.)

Location and Union	WAGE AND RELATED PAYMENTS FOR REGULARLY SCHEDULED DAYTIME HOURS							SPECIAL FUNDS	STANDARD HOURS	OVERTIME			SHI PREM
	Effective Date	Hourly Rate	Vaca- tion	Health and Welfare	Pen- sion	S.U.B.	Total			After Daily Hours	Saturd.,v	Sunday and Holidays	
<u>Northeastern Ontario Region(58)</u> (cont'd.)													
Carpenters, Loc. 2486 Nipissing District North Bay & Sturgeon Falls	Nov 1,71	CI \$6.19	8%	20¢	-	-	\$6.89	-	8/40	2x	2x	2x	2nd & 1.1/7
	Jun 9,72	6.19	"	28¢	-	-	6.97	-					
	Aug 18,72	6.50	"	"	-	-	7.30	-					
	Nov 1,72	6.75	"	"	-	-	7.57	-					
	Apr 1,73	6.90	"	"	-	-	7.73	-					
	Apr 30,73												
Carpenters, Loc. 2486 Manitoulin District (mainland) Sudbury District Capreol, Coniston, Copper Cliff, Espanola, Levack, Lively, Massey & Sudbury	Nov 1,71	CI \$6.19	8%	20¢	-	-	\$6.89	-	8/40	2x	2x	2x	2nd & 1.1/7
	Jun 9,72	6.50	"	28¢	-	-	7.30	-					
	Nov 1,72	6.75	"	"	-	-	7.57	-					
	Feb 1,73	6.90	"	"	-	-	7.73	-					
	Apr 30,73												
Carpenters, Loc. 2486 Timiskaming District	Nov 1,71	CI \$6.19	8%	20¢	-	-	\$6.89	-	8/40	2x	2x	2x	2nd & 1.1/7
	Jun 9,72	6.50	"	28¢	-	-	7.30	-					
	Nov 1,72	6.75	"	"	-	-	7.57	-					
	Feb 1,73	6.90	"	"	-	-	7.73	-					
	Apr 30,73												
<u>Lakehead - Northwestern Ontario Region (59)</u>													
Carpenters, Loc. 1669 Thunder Bay District	Sep 1,71	CI \$6.00	8%	-	-	-	\$6.48	(12) 11¢	8/40	2x	2x	2x	2nd & 1.1/7
	Apr 1,72	6.35	"	-	-	-	6.86	1¢					
	Sep 1,72	6.75	"	-	-	-	7.29						
Thunder Bay City Limits	Sep 1,71	\$6.00	8%	-	-	-	\$6.48						
	Apr 1,72	6.35	"	-	-	-	6.86						
	Sep 1,72	6.75	"	-	-	-	7.24						
	Apr 30,73												
Carpenters, Loc. 1669 Kenora District Rainy River District (west part)	Sep 1,71	\$5.70	7%	-	-	-	\$6.13	(12) 11¢	8/40	2x	2x	2x	2nd & 1.1/7
	Apr 1,72	5.95	8¢	-	-	-	6.43	1¢					
	Sep 1,72	6.15	"	-	-	-	6.64						
	Apr 30,73												

Table 4 (cont'd.)

SHIFT PREMIUM	Union	WAGE AND RELATED PAYMENTS FOR REGULARLY SCHEDULED DAYTIME HOURS								SPECIAL FUNDS	STANDARD HOURS	OVERTIME			SHIFT PREMIUMS	WORK BREAKS	CARPENTER REPORTING PAY	
		Effective Date	Hourly Rate	Vacation	Health and Welfare	Pension	S.U.B.	Total	After Daily Hours			Saturday	Sunday and Holidays	General			Inclement Weather	
	Region(58)																	
2nd & 1.1/7	86 District Sturgeon	Nov 1,71 Jun 9,72 Aug 18,72 Nov 1,72 Apr 1,73	CI \$6.19 6.19 6.50 6.75 6.90 Apr 30,73	8% " " " "	20¢ 28¢ " "	- - - -	\$6.89 6.97 7.30 7.57 7.73	-	8/40	2x	2x	2x	2nd & 3rd 1.1/7x	2 x 10 mins	2 hrs	2 hrs		
2nd & 1.1/7	86 District t ston, Espanola, y, Massey	Nov 1,71 Jun 9,72 Nov 1,72 Feb 1,73	CI \$6.19 6.50 6.75 6.90 Apr 30,73	8% " " "	20¢ 28¢ " "	- - - -	\$6.89 7.30 7.57 7.73	-	8/40	2x	2x	2x	2nd & 3rd 1.1/7x	2 x 10 mins	2 hrs	2 hrs		
2nd & 1.1/7	86 District	Nov 1,71 Jun 9,72 Nov 1,72 Feb 1,73	CI \$6.19 6.50 6.75 6.90 Apr 30,73	8% " " "	20¢ 28¢ " "	- - - -	\$6.89 7.30 7.57 7.73	-	8/40	2x	2x	2x	2nd & 3rd 1.1/7x	2 x 10 mins	2 hrs	2 hrs		
2nd & 1.1/7	89 District	Sep 1,71 Apr 1,72 Sep 1,72	CI \$6.00 6.55 6.75 Apr 30, 73	8% " "	- - -	- - -	\$6.48 6.86 7.29	(12) IFF 1¢	8/40	2x	2x	2x	2nd & 3rd 1.1/7x	2 x 10 mins	2 hrs	(1)		
	by Limits	Sep 1,71 Apr 1,72 Sep 1,72	\$6.00 6.55 6.75 Apr 30, 73	8% " "	- - -	- - -	\$6.48 6.86 7.24											
2nd & 1.1/7	89 District	Sep 1,71 Apr 1,72 Sep 1,72	\$5.70 5.95 6.15 Apr 30, 73	7% 8% "	- - -	- - -	\$6.13 6.43 6.64	(12) IFF 1¢	8/40	2x	2x	2x	2nd & 3rd 1.1/7x	2 x 10 mins	1 hr	(1)		

Table 4 - CarpenterFootnotes

- (1) - 1 hour for reporting, 2 hours if work commences after first hour.
- (2) - Daily hours not specified.
- (3) - Includes 4% vacation pay and 5% statutory holiday pay.
- (4) - Includes 4% vacation pay and 4% statutory holiday pay.
- (5) - 1 hour for reporting, 2 hours if work commences and ceases within first two hours.
- (6) - 2 hours only if work commences and ceases within first two hours.
- (7) - Included in health and welfare payment.
- (8) - Rate effective until October 31, 1973. Wages from November 1, 1973, to April 30, 1975, will depend on increases granted to the Electrical Workers (IBEW) Local 352, Structural Iron Workers Local 721 and Bricklayers Local 2 for the period May 1, 1973, to April 30, 1975.
- (9) - 8 hours Monday to Thursday, 5½ hours Friday.
- (10) - Paid to an apprentice while he is attending trade school.
- (11) - Includes 2% vacation pay and 6% statutory holiday pay.
- (12) - Apprenticeship and industry fund.

Table 5

HOURS, WAGES AND RELATED PAYMENTS FOR CEMENT FINISHERS UNDER ONTARIO CONSTRUCTION AGREEMENTS, BY LOCATION AND UNION

Location and Union	WAGE AND RELATED PAYMENTS FOR REGULARLY SCHEDULED DAYTIME HOURS							SPECIAL FUNDS	STANDARD HOURS	OVERTIME			SHIFT PREMIUM
	Effective Date	Hourly Rate	Vaca-tion	Health and Welfare	Pen-sion	S.U.B.	Total			After Daily Hours	Saturday	Sunday and Holidays	
Eastern Ontario Region (50)													
Plasterers, Loc. 124 (51)													
Carleton, Dundas, Glen-garry, Grenville, Lanark	May 1, 71	\$4.80	8%	-	-	-	\$5.18	-	8/40	(2)	2x	2x	2nd & 3rd
Leeds, Prescott, Renfrew,	Jun 7, 71	4.85	"	20¢	(1)	(1)	5.44						1.1/7x
Russell & Stormont Coun-ties	Nov 1, 71	5.05	"	25¢	"	"	5.70						
(See also southwest Grenville and south part of Leeds in Bricklayers Loc. 10's Agt.)	May 1, 72	5.25	"	34¢	"	"	6.01						
	Nov 1, 72	5.45	"	39¢	"	"	6.28						
	Mar 1, 73	5.70	"	"	"	"	6.55						
		Apr 30, 73											
Bricklayers, Loc. 10 (51)													
Frontenac County	May 1, 72	CI \$6.15	8%	-	-	-	\$6.64	(3) AT	8/40	1½ x 1st	2x	2x	2nd hr
Grenville County	Nov 1, 72	6.35	"	-	-	-	6.86	\$10		2 hrs, 2x			78¢/hr
Prescott	Feb 1, 73	6.50	"	-	-	-	7.02	/wk		after			3rd
Leeds County		Apr 30, 73	"	-	-	-		(4) OPC					\$1.00/hr
Brockville & Gananoque (See also Grenville & Leeds in Plasterers Loc. 124's Agt.)								5¢					
Lake Ontario Region (51)													
Plasterers, Loc. 124 (50)													
Hastings, Lennox-Addington	May 1, 71	\$4.80	8%	-	-	-	\$5.18	-	8/40	(2)	2x	2x	2nd & 3rd
Northumberland, Peterbor-ough & Prince Edward Counties	Jun 7, 71	4.85	"	20¢	(1)	(1)	5.44						1.1/7x
(See also Lennox-Adding-ton in Bricklayers Locs. 10 & 30's Agrts. and Hastings, Northumber-land & Prince Edward Counties in Bricklayers Loc. 30's Agt.)	Nov 1, 71	5.05	"	25¢	"	"	5.70						
	May 1, 72	5.25	"	34¢	"	"	6.01						
	Nov 1, 72	5.45	"	39¢	"	"	6.28						
	Mar 1, 73	5.70	"	"	"	"	6.55						
		Apr 30, 73											
Bricklayers, Loc. 10 (50)													
Lennox-Addington County (except Napanee) (see also Lennox-Adding-ton in Plasterers Loc. 124's Agt.)	May 1, 72	CI \$6.15	8%	-	-	-	\$6.64	(3) AT	8/40	1½ x 1st	2x	2x	2nd hr
	Nov 1, 72	6.35	"	-	-	-	6.86	\$10		2 hrs, 2x			75¢/hr
	Feb 1, 73	6.50	"	-	-	-		/wk		after			3rd
		Apr 30, 73						(4) OPC					\$1.00/hr
								5¢					

Footnotes to Table 5 on page 35

Table 5

HOURS, WAGES AND RELATED PAYMENTS FOR CEMENT FINISHERS UNDER ONTARIO CONSTRUCTION AGREEMENTS, BY LOCATION AND UNION

SHIFT PREMIUM	Location	WAGE AND RELATED PAYMENTS FOR REGULARLY SCHEDULED DAYTIME HOURS								SPECIAL FUNDS	STANDARD HOURS	OVERTIME			SHIFT PREMIUMS	WORK BREAKS	REPORTING PAY	
		Effective Date	Hourly Rate	Vacation	Health and Welfare	Pension	S.U.B.	Total	After Daily Hours			Saturday	Sunday and Holidays	General			Inclement Weather	
(50)																		
(51)																		
2nd & 3rd 1.1/7x	Glenmark County	May 1,71	\$4.80	8%	-	-	-	\$5.18	-	8/40	(2)	2x	2x	2nd & 3rd 1.1/7x	2x, no duration given	2 hrs	-	
		Jun 7,71	4.85	"	20¢	(1)	(1)	5.44										
		Nov 1,71	5.05	"	25¢	"	"	5.70										
		May 1,72	5.25	"	34¢	"	"	6.01										
		Nov 1,72	5.45	"	39¢	"	"	6.28										
		Mar 1,73	5.70	"	"	"	"	6.55										
		Apr 30, 73																
2nd 78¢/hr 3rd 1.00/hr	Manoqueville & Locs.	May 1,72	CI \$6.15	8%	-	-	-	\$6.64	AT (3)	8/40	1½ x 1st 2 hrs, 2x after	2x	2x	2nd 78¢/hr, 3rd \$1.00/hr	2x 10 mins	2 hrs	-	
		Nov 1,72	6.35	"				6.86	\$10/wk (4)									
		Feb 1,73	6.50	"				7.02	OPC 5¢									
		Apr 30, 73																
2nd & 3rd 1.1/7x	Edmonton	May 1,71	\$4.80	8%	-	-	-	\$5.18	-	8/40	(2)	2x	2x	2nd & 3rd 1.1/7x	2x, no duration given	2 hrs	-	
		Jun 7,71	4.85	"	20¢	(1)	(1)	5.44										
		Nov 1,71	5.05	"	25¢	"	"	5.70										
		May 1,72	5.25	"	34¢	"	"	6.01										
		Nov 1,72	5.45	"	39¢	"	"	6.28										
		Mar 1,73	5.70	"	"	"	"	6.55										
		Apr 30, 73																
2nd 78¢/hr 3rd 1.00/hr	County Adding- Locs.	May 1,72	CI \$6.15	8%	-	-	-	\$6.64	AT (3)	8/40	1½ x 1st 2 hrs, 2x after	2x	2x	2nd 75¢/hr, 3rd \$1.00/hr	2x 10 mins	2 hrs	-	
		Nov 1,72	6.35	"				6.86	\$10/wk (4)									
		Feb 1,73	6.50	"					OPC 5¢									
		Apr 30, 73																

Table 5 (cont'd)

Location and Union	WAGE AND RELATED PAYMENTS FOR REGULARLY SCHEDULED DAYTIME HOURS							SPECIAL FUNDS	STANDARD HOURS	OVERTIME			SHIFT PREMIUMS
	Effective Date	Hourly Rate	Vaca- tion	Health and Welfare	Pen- sion	S.U.B.	Total			After Daily Hours	Saturday	and Holidays	
<u>Lake Ontario Region (51)</u> (cont'd)													
Bricklayers, Loc. 30													
Hastings & Prince Edward Counties, Lennox-Addington County	May 1,72	CI \$6.15	8%	-	-	-	\$6.64	(3) AT	8/40	1½ x 1st 2 hrs, 2x after	2x	2x	2nd 75¢/hr, 3rd \$1.00/hr
	Nov 1,72	6.35	"				6.86	\$10					
	Feb 1,73	6.50					7.02	/wk (4)					
		Apr 30,73						OPC 5¢					
Northumberland County Brighton, Campbellford & Colborne (See also Hastings, Len- nox-Addington, Northum- berland & Prince Edward Counties in Plasterers Loc. 124's Agrt.)													
<u>Central Ontario Region (52)</u>													
Plasterers, Loc. 298 (53)													
Halton County	May 13,71	\$5.50	8%	20¢	-	-	\$6.14	-	8/40	1½x	2x	2x	2nd 1.1/6x, 3rd 1½x
(See also Loc. 598's Agrt.)	Nov 1,71	5.75	"	"			6.41						
	May 1,72	6.00	9%	"			6.76						
	Nov 1,72	6.25	"	"			7.01						
Plasterers, Loc. 598													
Halton County	Jun 7,71	\$5.55	8%	20¢	-	-	\$6.19	(5) PEF	8/40	1½x	2x	2x	(6)
Acton, Georgetown, Milton & Oakville	Nov 1,71	5.82	"	"			6.49	3¢					
	May 1,72	6.12	"	"			6.81						
(All Halton also includ- ed in Loc. 298's Agrt.)	Nov 1,72	6.32	"	"	10¢		7.13						
		Apr 30,73											
Ontario County Ajax & Pickering, Peel & York Counties													
<u>Niagara Region (53)</u>													
Plasterers, Loc. 298 (52)													
Haldimand County	May 13,71	\$5.50	8%	20¢	-	-	\$6.14	-	8/40	1½x	2x	2x	2nd 1.1/6x, 3rd 1½x
Lincoln County	Nov 1,71	5.75	"	"			6.41						
Grimsby	May 1,72	6.00	9%	"			6.76						
Wentworth County	Nov 1,72	6.25	"	"			7.01						
		Apr 30,73											
Bricklayers, Loc. 4													
Haldimand County	May 1,72	CI \$5.93	8%	37¢	-	-	\$6.77	(3) AT	8/40	1½ x 1st 2 hrs, 2x after	2x	2x	2nd 75¢/hr, 3rd \$1.00/hr
Dunnville	Nov 1,72	6.13	"	"			6.99	\$10					
Lincoln County	Feb 1,73	6.28	"	"			7.15	/wk (4)					
Lincoln, Niagara-on-the Lake, St. Catharines		Apr 30,73						OPC 5¢ (7) LIF					
Welland County													

Table 5 (cont'd)

WAGE AND RELATED PAYMENTS FOR REGULARLY SCHEDULED DAYTIME HOURS										OVERTIME			SHIFT PREMIUMS		WORK BREAKS		REPORTING PAY	
Effective Date	Hourly Rate	Vacation	Health and Welfare	Pension	S U.B.	Total	SPECIAL FUNDS	STANDARD HOURS	After Daily Hours	Saturday	Sunday and Holidays			General	Inclement Weather			
May 1,72 Nov 1,72 Feb 1,73 Apr 30,73	CI \$6.15 6.55 6.50	8% " "	- " "	- " "	- " "	\$6.64 6.86 7.02	(3) AT \$10/wk (4) OPC 5¢	8/40	1½ x 1st 2 hrs, 2x after	2x	2x	2nd 75¢/hr, 3rd \$1.00/hr	2x 10 mins	2 hrs	-			
May 13,71 Nov 1,71 May 1,72 Nov 1,72	\$5.50 5.75 6.00 6.25	8% " 9% "	20¢ " " "	- " " "	- " " "	\$6.14 6.41 6.76 7.01	-	8/40	1½x	2x	2x	2nd 1.1/6x, 3rd 1½x	2x, no dura- tion given	2 hrs	1 hr			
Jun 7,71 Nov 1,71 May 1,72 Nov 1,72 Apr 30,73	\$5.55 5.82 6.12 6.32	8% " " "	20¢ " " "	- " " "	- " " 10¢	\$6.19 6.49 6.81 7.13	(5) PEF 3¢	8/40	1½x	2x	2x	(6)	2x, no dura- tion given	1 hr	1 hr			
May 13,71 Nov 1,71 May 1,72 Nov 1,72 Apr 30,73	\$5.50 5.75 6.00 6.25	8% " 9% "	20¢ " " "	- " " "	- " " "	\$6.14 6.41 6.76 7.01	-	8/40	1½x	2x	2x	2nd 1.1/6x, 3rd 1½x	2x, no dura- tion given	2 hrs	1 hr			
May 1,72 Nov 1,72 Feb 1,73 Apr 30,73	CI \$5.93 6.13 6.28	8% " "	37¢ " "	- " "	- " "	\$6.77 6.99 7.15	(3) AT \$10/wk (4) OPC 5¢ (7) LIF	8/40	1½ x 1st 2 hrs, 2x after	2x	2x	2nd 75¢/hr, 3rd \$1.00/hr	2x 10 mins	2 hrs	-			

Table 5 (cont'd)

Location and Union	WAGE AND RELATED PAYMENTS FOR REGULARLY SCHEDULED DAYTIME HOURS							SPECIAL FUNDS	STANDARD HOURS	OVERTIME			SHIFT PREMIUM
	Effective Date	Hourly Rate	Vaca- tion	Health and Welfare	Pen- sion	S.U.B.	Total			After Daily Hours	Saturday	Sunday and Holidays	
<u>Lake Erie Region (54)</u>													
Plasterers, Loc. 151 (56, 57)													
Elgin, Middlesex & Oxford Counties	May 31, 71	\$5.00	8%	-	-	-	\$5.40	-	8/40	1½x	2x	2x	2nd
	Jun 12, 72	5.80	"	-	-	-	6.26						1.1/7x
	Nov 1, 72	6.00	"	-	-	-	6.48						3rd
	Feb 1, 73	6.15	"	-	-	-	6.64						1½x
	Apr 30, 73												
<u>Lake St. Clair Region (55)</u>													
Plasterers, Loc. 345													
Essex & Kent Counties	Sep 13, 71	\$5.88	(9)	(10)	32¢	-	\$6.67	1F2¢	8/40	2x	2x	2x	2nd & 3rd
	Nov 13, 71	5.98	"	"	"	-	6.78						1.1/7x
	Apr 1, 72	6.28	"	"	"	-	7.10						
	Aug 1, 72	6.43	"	"	"	-	7.26						
	Sep 13, 71	\$5.69	(11)	(10)	32¢	-	\$6.47						
	Nov 13, 71	5.79	"	"	"	-	6.57						
	Apr 1, 72	6.09	"	"	"	-	6.90						
	Aug 1, 72	6.26	"	"	"	-	7.08						
	Apr 30, 73												
Plasterers, Loc. 915													
Lambton County	May 1, 72	\$6.47	9%	-	-	-	\$7.05	-	8/40	2x	2x	2x	2nd
	May 1, 73	6.92	"	-	-	-	7.54						1.1/7x
	May 1, 74	7.40	"	-	-	-	8.07						3rd
	Apr 30, 75												1.1/3x
<u>Midwestern Ontario Region (56)</u>													
Plasterers, Loc. 151 (54, 57)													
Huron & Perth Counties	May 31, 71	\$5.00	8%	-	-	-	\$5.40	-	8/40	1½x	2x	2x	2nd
	Jun 12, 72	5.80	"	-	-	-	6.26						1.1/7x
	Nov 1, 72	6.00	"	-	-	-	6.48						3rd
	Feb 1, 73	6.15	"	-	-	-	6.64						1½x
	Apr 30, 73												
<u>Georgian Bay Region (57)</u>													
Plasterers, Loc. 151 (54, 56)													
Bruce County	May 31, 71	\$5.00	8%	-	-	-	\$5.40	-	8/40	1½x	2x	2x	2nd
	Jun 12, 72	5.80	"	-	-	-	6.26						1.1/7x
	Nov 1, 72	6.00	"	-	-	-	6.48						3rd
	Feb 1, 73	6.15	"	-	-	-	6.64						1½x
	Apr 30, 73												

Footnotes to Table 5 on page 35

Table 5 (cont'd)

SHIFT PREMIUM	Job	WAGE AND RELATED PAYMENTS FOR REGULARLY SCHEDULED DAYTIME HOURS										OVERTIME			SHIFT PREMIUMS		WORK BREAKS		REPORTING PAY	
		Effective Date	Hourly Rate	Vacation	Health and Welfare	Pen-sion	S.U.B.	Total	SPECIAL FUNDS	STANDARD HOURS	After Daily Hours	Saturday	Sunday and Holidays	General	Inclement Weather	REPORTING PAY				
																General	Inclement Weather			
	on (56, 57)																			
2nd 1.1/7x 3rd 1 1/2x	xford	May 31,71 Jun 12,72 Nov 1,72 Feb 1,73 Apr 30, 73	\$5.00 5.80 6.00 6.15	8% " " "	- - - -	- - - -	\$5.40 6.26 6.48 6.64	-	8/40	1 1/2x	2x	2x	2nd 1.1/7x 3rd 1 1/2x	-	(8)	(8)				
	5)																			
2nd & 1.1/7x	es	Sep 13, 71 Nov 13,71 Apr 1,72 Aug 1,72 Sep 13,71 Nov 13,71 Apr 1,72 Aug 1,72 Apr 30,73	\$5.88 5.98 6.28 6.43 \$5.69 5.79 6.09 6.26	(9) 8% " " " (11) 8% " " "	32¢ " " "	- - - -	\$6.67 6.78 7.10 7.26 \$6.47 6.57 6.90 7.08	1F2¢	8/40	2x	2x	2x	2nd & 3rd 1.1/7x	2x 10 mins	2 hrs	2 hrs				
2nd 1.1/7x 3rd 1.1/3x		May 1,72 May 1,73 May 1,74 Apr 30,75	\$6.47 6.92 7.40	9% " "	- - -	- - -	\$7.05 7.54 8.07	-	8/40	2x	2x	2x	2nd 1.1/7x, 3rd 1.1/3x	2x 10 mins	2 hrs	2hrs				
	on (56)																			
	(54, 57)																			
2nd 1.1/7x 3rd 1 1/2x	es	May 31,71 Jun 12,72 Nov 1,72 Feb 1,73 Apr 30,73	\$5.00 5.80 6.00 6.15	8% " " "	- - - -	- - - -	\$5.40 6.26 6.48 6.64	-	8/40	1 1/2x	2x	2x	2nd 1.1/7x, 3rd 1 1/2x	-	(8)	(8)				
	(54, 56)																			
2nd 1.1/7x 3rd 1 1/2x		May 31,71 Jun 12,72 Nov 1,72 Feb 1,73 Apr 30,73	\$5.00 5.80 6.00 6.15	8% " " "	- - - -	- - - -	\$5.40 6.26 6.48 6.64	-	8/40	1 1/2x	2x	2x	2nd 1.1/7x, 3rd 1 1/2x	-	(8)	(8)				

Table 5 (cont'd)

Location and Union	WAGE AND RELATED PAYMENTS FOR REGULARLY SCHEDULED DAYTIME HOURS							SPECIAL FUNDS	STANDARD HOURS	OVERTIME			SHIFT PREMIUMS
	Effective Date	Hourly Rate	Vaca- tion	Health and Welfare	Pen- sion	S.U.B.	Total			After Daily Hours	Saturday	Sunday and Holidays	
<u>Georgian Bay Region (57)</u> (cont'd)													
Bricklayers, Loc. 28 (58)													
Parry Sound District													
	May 1,72	CI \$5.45	8%	-	-	-	\$5.89	(3) AT	8/40	1½ x 1st	2x	2x	2nd
	Nov 1,72	5.65	"				6.10	\$10/ wk		2 hrs, 2x after			75¢/hr, 3rd
	Feb 1,73	5.80	"				6.26	(4) OPC 5¢					\$1.00/hr
		Apr 30,73											
<u>Northeastern Ontario Region (58)</u>													
Bricklayers, Loc. 28 (57)													
Algoma, Cochrane, Manitou- lin, Nipissing, Sudbury & Timiskaming Districts													
	May 1,72	CI \$5.45	8%	-	-	-	\$5.89	(3) AT	8/40	1½ x 1st	2x	2x	2nd
	Nov 1,72	5.65	"				6.10	\$10/ wk		2 hrs, 2x after			75¢/hr, 3rd
	Feb 1,73	5.80	"				6.26	(4) OPC 5¢					\$1.00/hr
		Apr 30,73											
<u>Lakehead-Northwestern Ontario Region (59)</u>													
Carpenters, Loc. 2693													
Thunder Bay District													
	Apr 1,71	\$5.15	8%	-	-	-	\$5.56	-	8/40	1½ x 1st	2x	2x	2nd & 3rd
	Sep 1,71	5.45	"				5.89			4 hrs, 2x after			1.1/7x
	Apr 1,72	5.75	"				6.21						
	Sep 1, 72	6.10	"				6.59						
		Apr 30,73											

Table 5 (cont'd)

WAGE AND RELATED PAYMENTS FOR REGULARLY SCHEDULED DAYTIME HOURS														CEMENT FINISHER			
Effective Date	Hourly Rate	Vacation	Health and Welfare	Pension	S.U.B.	Total	SPECIAL FUNDS	STANDARD HOURS	OVERTIME			SHIFT PREMIUMS	WORK BREAKS	REPORTING PAY			
									After Daily Hours	Saturday	Sunday and Holidays			General	Inclement Weather		
May 1, 72	CI \$5.45	8%	-	-	-	\$5.89	(3) AT	8/40	1 1/2 x 1st	2x	2x	2nd	2x 10	2 hrs	-		
Nov 1, 72	5.65	"				6.10	\$10/wk		2 hrs, 2x			75¢/hr,	mins				
Feb 1, 73	5.80	"				6.20	(4) OPC 5¢		after			3rd					
Apr 30, 73												\$1.00/hr					
(58)																	
May 1, 72	CI \$5.45	8%	-	-	-	\$5.89	(3) AT	8/40	1 1/2 x 1st	2x	2x	2nd	2x 10	2 hrs	-		
Nov 1, 72	5.65	"				6.10	\$10/wk		2 hrs, 2x			75¢/hr,	mins				
Feb 1, 73	5.80	"				6.26	(4) OPC 5¢		after			3rd					
Apr 30, 73												\$1.00/hr					
Apr 1, 71	\$5.15	8%	-	-	-	\$5.56	-	8/40	1 1/2 x 1st	2x	2x	2nd & 3rd	2x 10	2 hrs	2 hrs		
Sep 1, 71	5.45	"				5.89			4 hrs, 2x			1.1/7x	mins				
Apr 1, 72	5.75	"				6.21			after								
Sep 1, 72	6.10	"				6.59											
Apr 30, 73																	

Table 5 - Cement FinisherFootnotes

- (1) - Included in health and welfare payment.
- (2) - Time and one-half on concrete floor finishing work; on other concrete finishing work, time and one-half until 8:30 p.m., and double time after.
- (3) - Minimum amount contributed to an apprentice's wages while he is attending trade school.
- (4) - Bricklayers Ontario Provincial Conference Fund - 1 cent of the 5 cents paid to the fund is allocated to an industry fund.
- (5) - 3 cents to the Concrete Floor Contractors Association's Promotion and Education Fund.
- (6) - Time and one-sixth on work for floor finishing contractors; on work for general contractors time and one-quarter for 2nd shift and time and one-half for 3rd shift.
- (7) - Local Industry Fund - 2 cents paid to fund by members of the Niagara Contractors Association, and 7 cents by non-members.
- (8) - 1 hour inside city limits, 2 hours outside.
- (9) - Wage rates for finished work.
- (10) - Includes 4% vacation pay and 4% statutory holiday pay.
- (11) - Wage rates for rough work.

Table 6

HOURS, WAGES AND RELATED PAYMENTS FOR ELECTRICIANS
UNDER ONTARIO CONSTRUCTION AGREEMENTS, BY LOCATION AND UNION

Location and Union	WAGE AND RELATED PAYMENTS FOR REGULARLY SCHEDULED DAYTIME HOURS							SPECIAL FUNDS	STANDARD HOURS	OVERTIME			SHIFT PREMIUMS
	Effective Date	Hourly Rate	Vaca- tion	Health and Welfare	Pen- sion	S.U.B.	Total			After Daily Hours	Saturday	Sunday and Holidays	
Eastern Ontario Region (50)													
Electrical Workers, Loc. 115													
Dundas, Frontenac, Glen- garry, Grenville, Leeds & Stormont Counties	Nov 1,71	CI \$6.60	9%	25¢	-	-	\$7.44	-	8/40	2x	2x	2x	2nd & 3rd 1.1/7x
	May 1,72	7.00	"	30¢			7.93						
	Nov 1,72	7.50	"	"			8.48						
	Nov 1,71	R \$5.61	9%	25¢	-	-	\$6.36						
	May 1,72	5.95	"	30¢			6.79						
	Nov 1,72	6.38	"	"			7.25						
		Apr 30,73											
Electrical Workers, Loc. 586													
Carleton, Lanark, Prescott, Renfrew & Russell Counties	Nov 1,71	\$6.55	9%	45¢	-	-	\$7.59	-	7½	2x	2x	2x	2nd & 3rd 20% per hr
	May 1,72	7.00	"	"			8.08		/37½				
	Nov 1,72	7.25	"	"			8.35						
	Apr 1,73	7.50	"	"			8.63						
		Apr 30,73											
Lake Ontario Region (51)													
Electrical Workers, Loc. 115 (50)													
Hastings, Lennox- Addington & Prince Edward Counties	Nov 1,71	CI \$6.60	9%	25¢	-	-	\$7.44	-	8/40	2x	2x	2x	2nd & 3rd 1.1/7x
	May 1,72	7.00	"	30¢			7.93						
	Nov 1,72	7.50	"	"			8.48						
	Nov 1,71	R \$5.61	9%	25¢	-	-	\$6.36						
	May 1,72	5.95	"	30¢			6.79						
	Nov 1,72	6.38	"	"			7.25						
		Apr 30,73											
Electrical Workers, Loc. 894 (52)													
Durham, Haliburton, Northumberland, Peter- borough & Victoria Counties	Nov 1,71	\$7.34	9%	25¢	-	-	\$8.25	IF 3¢	7½	2x	2x	2x	1.1/7x
	May 1,72	7.67	"	"			8.61		/37½				
	Nov 1,72	7.95	"	"			8.92						
		Apr 30,73											

Table 6

HOURS, WAGES AND RELATED PAYMENTS FOR ELECTRICIANS
UNDER ONTARIO CONSTRUCTION AGREEMENTS, BY LOCATION AND UNION

FT UNIONS	B	WAGE AND RELATED PAYMENTS FOR REGULARLY SCHEDULED DAYTIME HOURS										OVERTIME			SHIFT PREMIUMS	WORK BREAKS	ELECTRICIAN REPORTING PAY	
		Effective Date	Hourly Rate	Vaca- tion	Health and Welfare	Pen- sion	S.U.B.	Total	SPECIAL FUNDS	STANDARD HOURS	After Daily Hours	Saturday	Sunday and Holidays	General			Inclement Weather	
3rd 7x	15	Nov 1,71	CI \$6.60	9%	25¢	-	-	\$7.44	-	8/40	2x	2x	2x	2nd & 3rd 1.1/7x	2 x 10 mins	2 hrs	-	
		May 1,72	7.00	"	30¢			7.93										
		Nov 1,72	7.50	"	"			8.48										
		Nov 1,71	R \$5.61	9%	25¢	-	-	\$6.36										
		May 1,72	5.95	"	30¢			6.79										
		Nov 1,72	6.38	"	"			7.25										
		Apr 30,73																
3rd hr	86	Nov 1,71	\$6.55	9%	45¢	-	-	\$7.59	-	7½	2x	2x	2x	2nd & 3rd 20% per hr	2 x 10 mins	3 hrs	-	
		May 1,72	7.00	"	"			8.08		7½								
		Nov 1,72	7.25	"	"			8.35		37½								
		Nov 1,72	7.50	"	"			8.65										
		Apr 1,73	7.50	"	"			8.65										
		Apr 30,73																
3rd 7x	15	Nov 1,71	CI \$6.60	9%	25¢	-	-	\$7.44	-	8/40	2x	2x	2x	2nd & 3rd 1.1/7x	2 x 10 mins	2 hrs	-	
		May 1,72	7.00	"	30¢			7.93										
		Nov 1,72	7.50	"	"			8.48										
		Nov 1,71	R \$5.61	9%	25¢	-	-	\$6.36										
		May 1,72	5.95	"	30			6.79										
		Nov 1,72	6.38	"	"			7.25										
		Apr 30,73																
/7x	94	Nov 1,71	\$7.34	9%	25¢	-	-	\$8.25	1F 3¢	7½	2x	2x	2x	1.1/7x	2 x 10 mins	3 hrs	-	
		May 1,72	7.67	"	"			8.61		37½								
		Nov 1,72	7.95	"	"			8.92										
		Nov 1,72	7.95	"	"			8.92										
		Apr 30,73																

Table 6 (cont'd.)

Location and Union	WAGE AND RELATED PAYMENTS FOR REGULARLY SCHEDULED DAYTIME HOURS							SPECIAL FUNDS	STANDARD HOURS	OVERTIME			SH PREM	
	Effective Date	Hourly Rate	Vaca- tion	Health and Welfare	Pen- sion	S.U.B.	Total			After Daily Hours	Saturday	Sunday and Holidays		
<u>Central Ontario Region (52)</u>														
Electrical Workers, Loc. 105 (53, 54)														
Halton County Burlington, Milton & Oakville (west part)	Nov 1,71 May 1,72	CI \$7.60 7.96 Apr 30,73	10%	16¢	-	-	\$8.52 8.92	IF 5¢	(1) 36	2x	2x	2x	2nd & Mon Thu 1.1/ Fri	
Electrical Workers, Loc. 353														
Halton County Oakville (east part)	May 1,71	CIR \$7.00	9%	42¢	-	-	\$8.05	-	CI 7½	2x	2x	2x	2nd & 1.1/	
Ontario County	May 1,72	7.80	"	"			8.92							
Ajax & Pickering (All Ontario County included in Loc. 894's Agrt.)	Nov 1,72	7.82 Apr 30,73	"	"			8.94		/37½, R 8/40					
Peel & York Counties														
Electrical Workers, Loc. 804 (56, 57)														
Halton County Acton & Georgetown	Nov 1,71 May 1,72 Nov 1,72 Apr 1,73	CI \$6.60 7.00 7.40 7.67	(2) 9%	30¢ " " "	-	-	\$7.50 7.93 8.37 8.66	IF 5¢	8/40	2x	2x	2x	2nd & \$1.00	
	May 1,72	CI (3) \$6.00	(2) 9%	30¢	-	-	\$6.84	IF 5¢	8/40	1½x	1½x	2x	2nd & \$1.00	
	May 1,72	R \$5.00 Apr 30,73	(2) 9%	30¢	-	-	\$5.75	IF 5¢	8/40	1½x	1½x	2x	2nd & \$1.00	
Electrical Workers, Loc. 894 (51)														
Ontario County (Portion west of Rouge River also included in Loc. 353's Agrt.)	Nov 1,71 May 1,72 Nov 1,72	\$7.34 7.67 7.95 Apr 30,73	9%	25¢ " "	-	-	\$8.25 8.61 8.92	IF 3¢	7½ /37½	2x	2x	2x	1.1/	
<u>Niagara Region (53)</u>														
Electrical Workers, Loc. 105 (52, 54)														
Brant & Wentworth Counties	Nov 1,71 May 1,72	CI \$7.60 7.96 Apr 30,73	10%	16¢ "	-	-	\$8.52 8.92	IF 5¢	(1) 36	2x	2x	2x	2nd & Mon Thu 1.1/ Fri	
Haldimand County Caledonia, Cayuga & Hagersville														

Footnotes to Table 6 on page 42

Table 6 (cont'd.)

SHIFT PREMIUM	Union	WAGE AND RELATED PAYMENTS FOR REGULARLY SCHEDULED DAYTIME HOURS								SPECIAL FUNDS	STANDARD HOURS	OVERTIME			SHIFT PREMIUMS	WORK BREAKS	ELECTRICIAN REPORTING PAY	
		Effective Date	Hourly Rate	Vacation	Health and Welfare	Pension	S.U.B.	Total	After Daily Hours			Saturday	Sunday and Holidays	General			Inclement Weather	
	on (52) Loc. 105	Nov 1,71 May 1,72	CI \$7.60 7.96 Apr 30,73	10%	16¢	-	-	\$8.52 8.92	IF 5¢	(1) 36	2x	2x	2x	2nd & 3rd Mon to Thurs 1.1/7x, Fri 1½x	2 x 10 mins	2 hrs	2 hrs	
2nd & 3rd Mon to Thurs 1.1/7x, Fri 1½x	Loc. 353	May 1,71 May 1,72 Nov 1,72	CIR \$7.00 7.80 7.82 Apr 30,73	9%	42¢	-	-	\$8.05 8.92 8.94	-	CI 7½ /37½, R 8/40	2x	2x	2x	2nd & 3rd 1.1/7x	2x, no dura- tion given	3 hrs	-	
2nd & 3rd 1.1/7x	st part) ring County Loc. 894's	May 1,71 May 1,72 Nov 1,72	CIR \$7.00 7.80 7.82 Apr 30,73	9%	42¢	-	-	\$8.05 8.92 8.94	-	CI 7½ /37½, R 8/40	2x	2x	2x	2nd & 3rd 1.1/7x	2x, no dura- tion given	3 hrs	-	
2nd & 3rd 1.1/7x	Loc. 804	Nov 1,71 May 1,72 Nov 1,72 Apr 1,73	CI \$6.60 7.00 7.40 7.67	(2) 9%	30¢	-	-	\$7.50 7.93 8.37 8.66	IF 5¢	8/40	2x	2x	2x	2nd & 3rd \$1.00/hr	2 x 10 mins	2 hrs	-	
2nd & 3rd \$1.00/hr	getown	May 1,72	CI \$6.00	(3) 9%	30¢	-	-	\$6.84	IF 5¢	8/40	1½x	1½x	2x	2nd & 3rd \$1.00/hr	2 x 10 mins	2 hrs	-	
2nd & 3rd \$1.00/hr	Loc. 894	May 1,72	R \$5.00 Apr 30,73	(2) 9%	30¢	-	-	\$5.75	IF 5¢	8/40	1½x	1½x	2x	2nd & 3rd \$1.00/hr	2 x 10 mins	2 hrs	-	
1.1/7x	of Rouge included in grt.)	Nov 1,71 May 1,72 Nov 1,72	\$7.34 7.67 7.95 Apr 30,73	9%	25¢	-	-	\$8.25 8.61 8.92	IF 3¢	7½ /37½	2x	2x	2x	1.1/7x	2 x 10 mins	3 hrs	-	
2nd & 3rd Mon to Thurs 1.1/7x, Fri 1½x	Loc. 105	Nov 1,71 May 1,72	CI \$7.60 7.96 Apr 30,73	10%	16¢	-	-	\$8.52 8.92	IF 5¢	(1) 36	2x	2x	2x	2nd & 3rd Mon to Thurs 1.1/7x, Fri 1½x	2 x 10 mins	2 hrs	2 hrs	

Table 6 (cont'd.)

Location and Union	WAGE AND RELATED PAYMENTS FOR REGULARLY SCHEDULED DAYTIME HOURS							SPECIAL FUNDS	STANDARD HOURS	OVERTIME			SHIFT PREMIUMS
	Effective Date	Hourly Rate	Vacation	Health and Welfare	Pension	S.U.B.	Total			After Daily Hours	Saturday	Sunday and Holidays	
<u>Niagara Region (53) (cont'd.)</u>													
Electrical Workers, Loc. 303													
Haldimand County	Nov 1,71	CI \$6.65	9%	30¢	-	-	\$7.55	IF 5¢	(4) (5) 8/40	2x	2x	2x	2nd
Dunnville	May 1,72	7.19	"	"			8.14						1.1/7x,
Lincoln & Welland Counties	Nov 1,72	7.67	"	"			8.66						3rd 1.2/7x
	Nov 1,71	R \$4.99	9%	30¢	-	-	\$5.74	IF 5¢	(4) (5) 8/40	2x	2x	2x	2nd
	May 1,72	5.39	"	"			6.18						1.1/7x,
	Nov 1,72	5.75	"	"			6.57						3rd 1.2/7x
	Apr 30,73												
<u>Lake Erie Region (54)</u>													
Electrical Workers, Loc. 105 (52, 53)													
Norfolk County	Nov 1,71	CI \$7.60	10%	16¢	-	-	\$8.52	IF 5¢	(1) 36	2x	2x	2x	2nd & 3rd
	May 1,72	7.96	"	"			8.92						Mon to Thurs
	Apr 30,73												1.1/7x, Fri 1½x
Electrical Workers, Loc. 110 (56)													
Elgin, Middlesex and Oxford Counties	Nov 1,71	\$6.77	10%	30¢	(6)	-	\$7.75	IF 5¢	7½	2x	2x	2x	2nd & 3rd
	May 1,72	7.75	"	"			8.82		/37½				1½x
	Apr 30,73		"	"									
<u>Lake St. Clair Region (55)</u>													
Electrical Workers, Loc. 530													
Lambton County	May 1,71	CIR \$6.51	9%	30¢	10¢	15¢	\$7.65	IF 3¢	(7) 36	2x	2x	2x	2nd & 3rd
	May 1,72	7.14	"	"	"	"	8.18						1.1/7x
	May 1,73	7.66	"	"	"	"	8.75						
	May 1,74	8.22	"	"	"	"	9.36						
	Apr 30,75												
Electrical Workers, Loc. 773													
Kent County	Jul 1,72	CI \$6.50	(2) 9%	35¢	10¢	38¢	\$7.92	IF 6¢	8/40	2x	2x	2x	1½x
	Nov 1,72	6.65	(8) 10%	"	20¢	55¢	8.42	TF 2¢					

Footnotes to Table 6 on page 42

Table 6 (cont'd.)

ELECTRICIAN

WAGE AND RELATED PAYMENTS FOR REGULARLY SCHEDULED DAYTIME HOURS														OVERTIME			SHIFT PREMIUMS		WORK BREAKS		REPORTING PAY	
Effective Date	Hourly Rate	Vaca-tion	Health and Welfare	Pen-sion	S.U.B.	Total	SPECIAL FUNDS	STANDARD HOURS	After Daily Hours	Saturday	Sunday and Holidays	SHIFT PREMIUMS	WORK BREAKS	General	Inclement Weather							
Nov 1,71 May 1,72 Nov 1,72	CI \$6.65 7.19 7.67	9% " "	30¢ " "	- - -	- - -	\$7.55 8.14 8.66	IF 5¢	(4) (5) 8/40	2x	2x	2x	2nd 1.1/7x, 3rd 1.2/7x	2 x 10 mins	2 hrs	-							
Nov 1,71 May 1,72 Nov 1,72	R \$4.99 5.39 5.75	9% " "	30¢ " "	- - -	- - -	\$5.74 6.18 6.57	IF 5¢	(4) (5) 8/40	2x	2x	2x	2nd 1.1/7x, 3rd 1.2/7x	2 x 10 mins	2 hrs	-							
Apr 30,75	50,75																					
Nov 1,71 May 1,72	CI \$7.60 7.96	10% "	16¢ "	- -	- -	\$8.52 8.92	IF 5¢	(1) 36	2x	2x	2x	2nd & 3rd Mon to Thurs 1.1/7x, Fri 1½x	2 x 10	2 hrs	2 hrs							
Apr 30,75	30,75																					
Nov 1,71 May 1,72	\$6.77 7.75	10% "	30¢ "	(6)	-	\$7.75 8.82	IF 5¢	7½ /37½	2x	2x	2x	2nd & 3rd 1½x	10 mins every 2 hrs	2 hrs	2 hrs							
Apr 30,75	30,75																					
May 1,71 May 1,72 May 1,73 May 1,74	CIR \$6.51 7.14 7.66 8.22	9% " " "	30¢ " " "	10¢ " " "	15¢ " " "	\$7.65 8.18 8.75 9.36	IF 3¢	(7) 36	2x	2x	2x	2nd & 3rd 1.1/7x	-	2 hrs	2 hrs							
Apr 30,75	30,75																					
Jul 1,72 Nov 1,72	CI \$6.50 6.65	(2) (8) 10%	35¢ "	10¢ 20¢	38¢ 55¢	\$7.92 8.42	IF 6¢ TF 2¢	8/40	2x	2x	2x	1½x	-	4 hrs	-							

Table 6 (cont'd.)

Location and Union	WAGE AND RELATED PAYMENTS FOR REGULARLY SCHEDULED DAYTIME HOURS							SPECIAL FUNDS	STANDARD HOURS	OVERTIME			SHIFT PREMIUM	
	Effective Date	Hourly Rate	Vaca- tion	Health and Welfare	Pen- sion	S.U.B.	Total			After Daily Hours	Saturday	Sunday and Holidays		
<u>Lake St. Clair Region (55)</u>														
Electrical Workers, Loc. 773														
Kent County (cont'd.)														
	Jul 1,72	CI	(9) \$5.50	(2) 9% (8)	35¢	10¢	38¢	\$6.83	IF 6¢ TF 2¢	8/40	1½x	1½x	2x	1½x
	Nov 1,72		5.50	10%	"	20¢	55¢	7.15						
	Jul 1,72	R	\$4.90	(2) 9% (8)	35¢	10¢	38¢	\$6.17	IF 6¢ TF 2¢	8/40	1½x	1½x	2x	1½x
	Nov 1,72		4.90	10%	"	20¢	55¢	6.49						
			Apr 30,73											
Electrical Workers, Loc. 773														
Essex County														
	Nov 1,71		\$6.65	9%	35¢	60¢	-	\$8.26	TF 2¢	8/40	2x	2x	2x	2nd & 3rd 1½x
	May 1,72		7.15	"	"	76¢	-	8.90						
			Apr 30,73											
<u>Midwestern Ontario Region (56)</u>														
Electrical Workers, Loc. 120 (54)														
Huron County														
	Nov 1,71		\$6.77	10%	30¢	(6)	-	\$7.75	IF 5¢	7½	2x	2x	2x	2nd & 3rd 1½x
	May 1,72		7.75	"	"			8.82		/37½				
			Apr 30,73											
Electrical Workers, Loc. 804 (52, 57)														
Perth, Waterloo & Wellington Counties														
	Nov 1,71	CI	\$6.00	(2) 9%	30¢	-	-	\$7.50	IF 5¢	8/40	2x	2x	2x	2nd & 3rd \$1.00/h
	May 1,72		7.00	"	"			7.95						
	Nov 1,72		7.40	"	"			8.57						
	Apr 1,73		7.67	"	"			8.66						
	May 1,72	CI	(3) \$6.00	(2) 9%	30¢	-	-	\$6.84	IF 5¢	8/40	1½x	1½x	2x	2nd & 3rd \$1.00/h
	May 1,72	R	\$5.00	(2) 9%	30¢	-	-	\$5.75	IF 5¢	8/40	1½x	1½x	2x	2nd & 3rd \$1.00/h
			Apr 30,73											

Footnotes to Table 6 on page 42

Table 6 (cont'd.)

39

SHIFT PREMIUM	Region	WAGE AND RELATED PAYMENTS FOR REGULARLY SCHEDULED DAYTIME HOURS								SPECIAL FUNDS	STANDARD HOURS	OVERTIME			SHIFT PREMIUMS	WORK BREAKS	ELECTRICIAN REPORTING PAY	
		Effective Date	Hourly Rate	Vacation	Health and Welfare	Pension	S.U.B.	Total	After Daily Hours			Saturday	Sunday and Holidays	General			Inclement Weather	
	(55)																	
	Loc. 773																	
1 1/2x	nt'd.)	Jul 1,72	CI (9) \$5.50	9% (2) (8)	35¢	10¢	38¢	\$6.83	IF 6¢ TF 2¢	8/40	1 1/2x	1 1/2x	2x	1 1/2x	-	4 hrs	-	
		Nov 1,72	5.50	10%	"	20¢	55¢	7.15										
1 1/2x		Jul 1,72	R \$4.90	9% (2) (8)	35¢	10¢	38¢	\$6.17	IF 6¢ TF 2¢	8/40	1 1/2x	1 1/2x	2x	1 1/2x	-	4 hrs	-	
		Nov 1,72	4.90	10%	"	20¢	55¢	6.49										
	Loc. 773		Apr 30,73															
nd & 3 1/2x		Nov 1,71	\$6.65	9%	35¢	66¢	-	\$8.26	TF 2¢	8/40	2x	2x	2x	2nd & 3rd 1 1/2x	-	4 hrs	-	
		May 1,72	7.15	"	"	76¢	-	8.90										
			Apr 30,73															
	Region (56)																	
	Loc. 120																	
nd & 3 1/2x		Nov 1,71	\$6.77	10%	30¢	(6)	-	\$7.75	IF 5¢	7 1/2 /37 1/2	2x	2x	2x	2nd & 3rd 1 1/2x	10 mins every 2 hrs	2 hrs	2 hrs	
		May 1,72	7.75	"	"			8.82										
			Apr 30,73															
	Loc. 804																	
nd & 3 1.00/h	g & Lies	Nov 1,71	CI \$6.60	9% (2)	30¢	-	-	\$7.50	IF 5¢	8/40	2x	2x	2x	2nd & 3rd \$1.00/hr	2 x 10 mins	2 hrs	-	
		May 1,72	7.00	"	"			7.95										
		Nov 1,72	7.40	"	"			8.37										
		Apr 1,73	7.67	"	"			8.66										
nd & 3 1.00/h		May 1,72	CI (3) \$6.00	9% (2)	30¢	-	-	\$6.84	IF 5¢	8/40	1 1/2x	1 1/2x	2x	2nd & 3rd \$1.00/hr	2 x 10 mins	2 hrs	-	
nd & 3 1.00/h		May 1,72	R \$5.00	9% (2)	30¢	-	-	\$5.75	IF 5¢	8/40	1 1/2x	1 1/2x	2x	2nd & 3rd \$1.00/hr	2 x 10 mins	2 hrs	-	
			Apr 30,73															

Table 6 (cont'd.)

Location and Union	WAGE AND RELATED PAYMENTS FOR REGULARLY SCHEDULED DAYTIME HOURS							SPECIAL FUNDS	STANDARD HOURS	OVERTIME			SHIFT PREMIUMS	W BR
	Effective Date	Hourly Rate	Vaca- tion	Health and Welfare	Pen- sion	S.U.B.	Total			After Daily Hours	Saturday	Sunday and Holidays		
<u>Georgian Bay Region (57)</u>														
Electrical Workers, Loc. 804 (52, 56)														
Bruce, Dufferin & Grey Counties	Nov 1,71	CI \$6.60	(2) 9%	30¢	-	-	\$7.50	IF 5¢	8/40	2x	2x	2x	2nd & 3rd \$1.00/hr	2
	May 1,72	7.00	"	"			7.93							
	Nov 1,72	7.40	"	"			8.37							
	Apr 1,73	7.67	"	"			8.66							
	May 1,72	CI \$6.00	(3) 9%	30¢	-	-	\$6.84	IF 5¢	8/40	1½x	1½x	2x	2nd & 3rd \$1.00/hr	2
	May 1,72	R \$5.00	(2) 9%	30¢	-	-	\$5.75	IF 5¢	8/40	1½x	1½x	2x	2nd & 3rd \$1.00/hr	2
	Apr 30,73													
Electrical Workers, Loc. 1739														
Muskoka & Parry Sound Districts & Simcoe County	Oct 1,71	CI \$6.88	9%	25¢	-	-	\$7.75	-	8/40	2x	2x	2x	2nd 1.1/7x, 3rd 1.1/3x	2
	May 1,72	7.68	"	"			8.62							
	Nov 1,72	7.95	"	"			8.92							
	Jun 14,72	CIR \$6.00	(10) 9%	25¢	-	-	\$6.79	-	8/40	1½x	1½x	2x	2nd & 3rd 1.1/7x	2
	Apr 30,73													
<u>Northeastern Ontario Region(58)</u>														
Electrical Workers, Loc. 1687 (59)														
Algoma, Cochrane, Mani- toulin, Nipissing, Sudbury & Timiskaming Districts	Feb 7,72	CI \$7.40	10%	38¢	-	-	\$8.52	IF 5¢	8/40	2x	2x	2x	2nd 1.1/7x, 3rd 1.1/3x	2
	May 1,72	7.60	"	"			8.74							
	Nov 1,72	7.80	"	"			8.96							
	May 1,73	8.40	"	"			9.62							
	Dec 31,73													
Electrical Workers, Loc. 1687														
Algoma District Sault Ste. Marie	Jun 1,71	CIR \$7.12	8%	30¢	-	-	\$7.99	-	8/40	-	2x	2x	2nd & 3rd 1.1/7x	2
	Apr 30,72													
<u>Lakehead-Northwestern Ontario Region (59)</u>														
Electrical Workers, Loc. 339														
Entire Region	Oct 1,71	\$6.30	8%	15¢	-	-	\$6.95	-	8/40	2x	2x	2x	2nd 1.1/7x, 3rd 1.1/3x	2
	May 1,72	6.70	"	"			7.39							
	Oct 1,72	7.05	"	"			7.76							
	Apr 30,73													

Footnotes to Table 6 on page 42

Table 6 (cont'd.)

MS	W	BR	WAGE AND RELATED PAYMENTS FOR REGULARLY SCHEDULED DAYTIME HOURS										ELECTRICIAN REPORTING PAY					
			Effective Date	Hourly Rate	Vacation	Health and Welfare	Pen-sion	S.U.B.	Total	SPECIAL FUNDS	STANDARD HOURS	OVERTIME			SHIFT PREMIUMS	WORK BREAKS	REPORTING PAY	
												After Daily Hours	Saturday	Sunday and Holidays			General	Inclement Weather
		804	Nov 1,71	CI \$6.60	9% (2)	30¢	-	-	\$7.50	IF 5¢	8/40	2x	2x	2x	2nd & 3rd \$1.00/hr	2 x 10 mins	2 hrs	-
			May 1,72	7.00	"	"	-	-	7.93									
			Nov 1,72	7.40	"	"	-	-	8.37									
			Apr 1,73	7.67	"	"	-	-	8.66									
			May 1,72	CI \$6.00	9% (3)	30¢	-	-	\$6.84	IF 5¢	8/40	1½x	1½x	2x	2nd & 3rd \$1.00/hr	2 x 10 mins	2 hrs	-
			May 1,72	R \$5.00	9% (2)	30¢	-	-	\$5.75	IF 5¢	8/40	1½x	1½x	2x	2nd & 3rd \$1.00/hr	2 x 10 mins	2 hrs	-
			Apr 30,73															
		1739	Oct 1,71	CI \$6.88	9%	25¢	-	-	\$7.75	-	8/40	2x	2x	2x	2nd 1.1/7x, 3rd 1.1/3x	2 x 10 mins	2 hrs	-
			May 1,72	7.68	"	"	-	-	8.62									
			Nov 1,72	7.95	"	"	-	-	8.92									
			Jun 14,72	CIR \$6.00	9% (10)	25¢	-	-	\$6.79	-	8/40	1½x	1½x	2x	2nd & 3rd 1.1/7x	2 x 10 mins	2 hrs	-
			Apr 30,73															
		(58)																
		1687	Feb 7,72	CI \$7.40	10%	38¢	-	-	\$8.52	IF 5¢	8/40	2x	2x	2x	2nd 1.1/7x, 3rd 1.1/3x	2 x 10 mins	4 hrs	2 hrs
			May 1,72	7.60	"	"	-	-	8.74									
			Nov 1,72	7.80	"	"	-	-	8.96									
			May 1,73	8.40	"	"	-	-	9.62									
			Dec 31,73															
		1687	Jun 1,71	CIR \$7.12	8%	30¢	-	-	\$7.99	-	8/40	-	2x	2x	2nd & 3rd 1.1/7x	-	4 hrs	2 hrs
			Apr 30,72															
		rio																
		339	Oct 1,71	\$6.30	8%	15¢	-	-	\$6.95	-	8/40	2x	2x	2x	2nd 1.1/7x, 3rd 1.1/3x	-	2 hrs	-
			May 1,72	6.70	"	"	-	-	7.39									
			Oct 1,72	7.05	"	"	-	-	7.76									
			Apr 30,73															

Table 6 (cont'd.)

Location and Union	WAGE AND RELATED PAYMENTS FOR REGULARLY SCHEDULED DAYTIME HOURS							SPECIAL FUNDS	STANDARD HOURS	OVERTIME			SHIFT PREMIUM
	Effective Date	Hourly Rate	Vaca- tion	Health and Welfare	Pen- sion	S.U.B	Total			After Daily Hours	Saturday	Sunday and Holidays	
Lakehead-Northwestern Ontario Region (59) (cont'd.)													
Electrical Workers, Loc. 1687 (58)													
Kenora District (Patricia Portion)	Feb 7,72	CI \$7.40	10%	38¢	-	-	\$8.52	IF 5¢	8/40	2x	2x	2x	2nd
	May 1,72	7.60	"	"			8.74						1.1/7x
	Nov 1,72	7.80	"	"			8.96						3rd
	May 1,73	8.40	"	"			9.62						1.1/3x
	Dec 31,73												

Table 6 (cont'd.)

SHIFT PREMIUM	Location	WAGE AND RELATED PAYMENTS FOR REGULARLY SCHEDULED DAYTIME HOURS							SPECIAL FUNDS	STANDARD HOURS	OVERTIME			SHIFT PREMIUMS	WORK BREAKS	ELECTRICIAN REPORTING PAY	
		Effective Date	Hourly Rate	Vacation	Health and Welfare	Pension	S.U.B.	Total			After Daily Hours	Saturday	Sunday and Holidays			General	Inclement Weather
	Ontario																
	Loc. 1687																
2nd	ion)	Feb 7,72	CI \$7.40	10%	38¢	-	-	\$8.52	IF 5¢	8/40	2x	2x	2x	2nd	2 x 10 mins	4 hrs	2 hrs
1.1/7x		May 1,72	7.60	"	"			8.74						1.1/7x,			
3rd		Nov 1,72	7.80	"	"			8.96						3rd			
1.1/3x		May 1,73	8.40	"	"			9.62						1.1/3x			
		Dec 31,73															

Table 6 - Electrician

Footnotes

- (1) - 8 hours Monday to Thursday, 4 hours Friday.
- (2) - Includes 4% vacation pay and 5% statutory holiday pay.
- (3) - Light commercial and industrial work (\$35,000 or less total value).
- (4) - \$1,000 a year is donated from this Fund to an Education Fund.
- (5) - Effective May 1, 1972, 7½/37½; November 1, 1972, 8 hours Monday to Thursday, 4 hours Friday.
- (6) - Included in health and welfare payment.
- (7) - 8 hours Monday to Thursday, 4 hours Friday.
- (8) - Includes 4% vacation pay and 6% statutory holiday pay.
- (9) - Light commercial and industrial work (\$20,000 or less total value).
- (10) - Light commercial and industrial work (\$20,000 or less total value) and residential work.

Table 7

HOURS, WAGES AND RELATED PAYMENTS FOR ELEVATOR MECHANICS
UNDER ONTARIO CONSTRUCTION AGREEMENTS, BY LOCATION AND UNION

Location and Union	WAGE AND RELATED PAYMENTS FOR REGULARLY SCHEDULED DAYTIME HOURS							SPECIAL FUNDS	STANDARD HOURS	OVERTIME			SH PREM
	Effective Date	Hourly Rate	Vaca- tion	Health and Welfare	Pen- sion	S.U.B.	Total			After Daily Hours	Saturday	Sunday and Holidays	
<u>Eastern Ontario Region (50)</u>													
Elevator Constructors, Loc. 96													
Entire Region													
	Jul 9,71	\$5.98	6%	11¢	17¢	-	\$6.62	TF ½¢	8/40	2x	2x	Sun & unpaid hols 2x, paid hols 2x plus hol pay	
	Apr 30,72	\$6.66	6%	11¢	17¢	-	\$7.34	TF ½¢	8/40	2x	2x	Sun & unpaid hols 2x, paid hols 2x plus hol pay	
<u>Lake Ontario Region (51)</u>													
Elevator Constructors, Loc. 50 (52, 57, 58, 59)													
Entire Region													
	Jul 1,71	\$6.66	6%	11¢	17¢	-	\$7.34	TF ½¢	8/40	2x	2x	Sun & unpaid hols 2x, paid hols 2x plus hol pay	
	Apr 30,72	\$6.66	6%	11¢	17¢	-	\$7.34	TF ½¢	8/40	2x	2x	Sun & unpaid hols 2x, paid hols 2x plus hol pay	
<u>Central Ontario Region (52)</u>													
Elevator Constructors, Loc. 50 (51, 57, 58, 59)													
Halton County Oakville Ontario, Peel & York Counties													
	Jul 1,71	\$6.66	6%	11¢	17¢	-	\$7.34	TF ½¢	8/40	2x	2x	Sun & unpaid hols 2x, paid hols 2x plus hol pay	
	Apr 30,72	\$6.66	6%	11¢	17¢	-	\$7.34	TF ½¢	8/40	2x	2x	Sun & unpaid hols 2x, paid hols 2x plus hol pay	

Table 7

HOURS, WAGES AND RELATED PAYMENTS FOR ELEVATOR MECHANICS
UNDER ONTARIO CONSTRUCTION AGREEMENTS, BY LOCATION AND UNION

ELEVATOR MECHANIC

Union	WAGE AND RELATED PAYMENTS FOR REGULARLY SCHEDULED DAYTIME HOURS								SPECIAL FUNDS	STANDARD HOURS	OVERTIME			SHIFT PREMIUMS	WORK BREAKS	REPORTING PAY	
	Effective Date	Hourly Rate	Vaca- tion	Health and Welfare	Pen- sion	S.U.B.	Total	After Daily Hours			Saturday	Sunday and Holidays	General			Inclement Weather	
Union (50) Mechanics, Toronto	Jul 9, 71	Apr 30, 72 \$5.98	6%	11¢	17¢	-	\$6.62	TF ½¢	8/40	2x	2x	Sun & unpaid hols 2x, paid hols 2x plus hol pay	-	-	2 hrs	-	
Union (51) Mechanics, Toronto, 8, 59	Jul 1, 71	Apr 30, 72 \$6.66	6%	11¢	17¢	-	\$7.34	TF ½¢	8/40	2x	2x	Sun & unpaid hols 2x, paid hols 2x plus hol pay	-	-	2 hrs	-	
Union (52) Mechanics, Toronto, 8, 59 & York	Jul 1, 71	Apr 30, 72 \$6.66	6%	11¢	17¢	-	\$7.34	TF ½¢	8/40	2x	2x	Sun & unpaid hols 2x, paid hols 2x plus hol pay	-	-	2 hrs	-	

Table 7 (cont'd.)

Location and Union	WAGE AND RELATED PAYMENTS FOR REGULARLY SCHEDULED DAYTIME HOURS							SPECIAL FUNDS	STANDARD HOURS	OVERTIME			SHIFT PREMIUMS	W BR
	Effective Date	Hourly Rate	Vaca- tion	Health and Welfare	Pen- sion	S.U.B.	Total			After Daily Hours	Saturday	Sunday and Holidays		
<u>Central Ontario Region (52)</u> (cont'd.)														
Elevator Constructors, Loc. 90 (53, 54, 55, 56, 57)														
Halton County Acton, Burlington, Georgetown & Milton														
	Dec 1,71	\$7.14	6%	9¢	19¢	-	\$7.85	TF ½¢	8/40	2x	2x	Sun & unpaid Hols 2x, paid hols 2x plus hol pay	-	
	Apr 30,72	\$7.14	6%	9¢	19¢	-	\$7.85	TF ½¢	8/40	2x	2x	Sun & unpaid Hols 2x, paid hols 2x plus hol pay	-	
<u>Niagara Region (53)</u>														
Elevator Constructors, Loc. 90 (52, 54, 55, 56, 57)														
Entire Region														
	Dec 1,71	\$7.14	6%	9¢	19¢	-	\$7.85	TF ½¢	8/40	2x	2x	Sun & unpaid Hols 2x, paid hols 2x plus hol pay	-	
	Apr 30,72	\$7.14	6%	9¢	19¢	-	\$7.85	TF ½¢	8/40	2x	2x	Sun & unpaid Hols 2x, paid hols 2x plus hol pay	-	
<u>Lake Erie Region (54)</u>														
Elevator Constructors, Loc. 90 (52, 53, 55, 56, 57)														
Entire Region														
	Dec 1,71	\$7.14	6%	9¢	19¢	-	\$7.85	TF ½¢	8/40	2x	2x	Sun & unpaid Hols 2x, paid hols 2x plus hol pay	-	
	Apr 30,72	\$7.14	6%	9¢	19¢	-	\$7.85	TF ½¢	8/40	2x	2x	Sun & unpaid Hols 2x, paid hols 2x plus hol pay	-	
<u>Lake St. Clair Region (55)</u>														
Elevator Constructors, Loc. 90 (52, 53, 54, 56, 57)														
Entire Region														
	Dec 1,71	\$7.14	6%	9¢	19¢	-	\$7.85	TF ½¢	8/40	2x	2x	Sun & unpaid Hols 2x, paid hols 2x plus hol pay	-	
	Apr 30,72	\$7.14	6%	9¢	19¢	-	\$7.85	TF ½¢	8/40	2x	2x	Sun & unpaid Hols 2x, paid hols 2x plus hol pay	-	

Table 7 (cont'd.)

T	JMS	W	BR	E	WAGE AND RELATED PAYMENTS FOR REGULARLY SCHEDULED DAYTIME HOURS												ELEVATOR MECHANIC			
					Effective Date	Hourly Rate	Vacation	Health and Welfare	Pen-sic	S U.B.	Total	SPECIAL FUNDS	STANDARD HOURS	OVERTIME			SHIFT PREMIUMS	WORK BREAKS	REPORTING PAY	
														After Daily Hours	Saturday	Sunday and Holidays			General	Inclement Weather
				(52)																
				56, 57)	Dec 1, 71	\$7.14	6%	9¢	19¢	-	\$7.85	TF 1/2¢	8/40	2x	2x	Sun & unpaid Hols 2x, paid hols 2x plus hol pay	-	-	2 hrs	-
				on, ton	Apr 30, 72															
				56, 57)	Dec 1, 71	\$7.14	6%	9¢	19¢	-	\$7.85	TF 1/2¢	8/40	2x	2x	Sun & unpaid Hols 2x, paid hols 2x plus hol pay	-	-	2 hrs	-
					Apr 30, 72															
				56, 57)	Dec 1, 71	\$7.14	6%	9¢	19¢	-	\$7.85	TF 1/2¢	8/40	2x	2x	Sun & unpaid Hols 2x, paid hols 2x plus hol pay	-	-	2 hrs	-
					Apr 30, 72															
				5)																
				56, 57)	Dec 1, 71	\$7.14	6%	9¢	19¢	-	\$7.85	TF 1/2¢	8/40	2x	2x	Sun & unpaid Hols 2x, paid hols 2x plus hol pay	-	-	2 hrs	-
					Apr 30, 72															

Table 7 (cont'd.)

Location and Union	WAGE AND RELATED PAYMENTS FOR REGULARLY SCHEDULED DAYTIME HOURS							SPECIAL FUNDS	STANDARD HOURS	OVERTIME			SH PREM
	Effective Date	Hourly Rate	Vaca- tion	Health and Welfare	Pen- sion	S.U.B.	Total			After Daily Hours	Saturday	Sunday and Holidays	
<u>Midwestern Ontario Region (56)</u>													
Elevator Constructors, Loc. 90 (52, 53, 54, 55, 57)													
Entire Region	Dec 1, 71	\$7.14	6%	9¢	19¢	-	\$7.85	TF ½¢	8/40	2x	2x	Sun & unpaid Hols 2x, paid hols 2x plus hol pay	
		Apr 30, 72											
<u>Georgian Bay Region (57)</u>													
Elevator Constructors, Loc. 50 (51, 52, 58, 59)													
Muskoka & Parry Sound Districts	Jul 1, 71	\$6.66	6%	11¢	17¢	-	\$7.34	TF ½¢	8/40	2x	2x	Sun & unpaid Hols 2x, paid hols 2x plus hol pay	
		Apr 30, 72											
Elevator Constructors, Loc. 90 (52, 53, 54, 55, 56)													
Bruce, Dufferin, Grey & Simcoe Counties	Dec 1, 71	\$7.14	6%	9¢	19¢	-	\$7.85	TF ½¢	8/40	2x	2x	Sun & unpaid Hols 2x, paid hols 2x plus hol pay	
		Apr 30, 72											
<u>Northeastern Ontario Region (58)</u>													
Elevator Constructors, Loc. 50 (51, 52, 57, 59)													
Entire Region	Jul 1, 71	\$6.66	6%	11¢	17¢	-	\$7.34	TF ½¢	8/40	2x	2x	Sun & unpaid Hols 2x, paid hols 2x plus hol pay	
		Apr 30, 72											

Table 7 (cont'd.)

ELEVATOR MECHANIC

SH PREM	Region	WAGE AND RELATED PAYMENTS FOR REGULARLY SCHEDULED DAYTIME HOURS							SPECIAL FUNDS	STANDARD HOURS	OVERTIME			SHIFT PREMIUMS	WORK BREAKS	REPORTING PAY	
		Effective Date	Hourly Rate	Vaca- tion	Health and Welfare	Pen- sion	S.U.B.	Total			After Daily Hours	Saturday	Sunday and Holidays			General	Inclement Weather
	Region (56)																
	ors, (55, 57)	Dec 1, 71	\$7.14	6%	9¢	19¢	-	\$7.85	TF 1/2¢	8/40	2x	2x	Sun & unpaid Hols 2x, paid hols 2x plus hol pay	-	-	2 hrs	-
		Apr 30, 72															
	(57)																
	ors, (58, 59)	Jul 1, 71	\$6.66	6%	11¢	17¢	-	\$7.34	TF 1/2¢	8/40	2x	2x	Sun & unpaid Hols 2x, paid hols 2x plus hol pay	-	-	2 hrs	-
	Sound	Apr 30, 72															
	ors, (55, 56)	Dec 1, 71	\$7.14	6%	9¢	19¢	-	\$7.85	TF 1/2¢	8/40	2x	2x	Sun & unpaid Hols 2x, paid hols 2x plus hol pay	-	-	2 hrs	-
	n, Grey & S	Apr 30, 72															
	Region																
	ors, (57, 59)	Jul 1, 71	\$6.66	6%	11¢	17¢	-	\$7.34	TF 1/2¢	8/40	2x	2x	Sun & unpaid Hols 2x, paid hols 2x plus hol pay	-	-	2 hrs	-
		Apr 30, 72															

Table 7 (cont'd.)

Location and Union	WAGE AND RELATED PAYMENTS FOR REGULARLY SCHEDULED DAYTIME HOURS							SPECIAL FUNDS	STANDARD HOURS	OVERTIME			SHIFT PREMIUMS
	Effective Date	Hourly Rate	Vaca- tion	Health and Welfare	Pen- sion	S.U.B.	Total			After Daily Hours	Saturday	Sunday and Holidays	
<u>Lakehead-Northwestern Ontario Region (59)</u> Elevator Constructors, Loc. 50 (51, 52, 57, 58) Entire Region	Jul 1,71 Apr 30,72	\$6.66 \$6.66	6%	11¢	17¢	-	\$7.34	TF ½¢	8/40	2x	2x	Sun & unpaid hols 2x, paid hols 2x plus hol pay	-

Table 7 (cont'd.)

ELEVATOR MECHANIC

FT IUMS	WAGE AND RELATED PAYMENTS FOR REGULARLY SCHEDULED DAYTIME HOURS								SPECIAL FUNDS	STANDARD HOURS	OVERTIME			SHIFT PREMIUMS	WORK BREAKS	REPORTING PAY	
	Effective Date	Hourly Rate	Vaca- tion	Health and Welfare	Pen- sion	S.U.B.	Total	After Daily Hours			Saturday	Sunday and Holidays	General			Inclement Weather	
	Jul 1, 71	\$6.66	6%	11¢	17¢	-	\$7.34	TF ½¢	8/40	2x	2x	Sun & unpaid Hols 2x, paid hols 2x plus hol pay	-	-	2 hrs	-	
	Apr 30, 72																

Table 8

HOURS, WAGES AND RELATED PAYMENTS FOR GLAZIERS
UNDER ONTARIO CONSTRUCTION AGREEMENTS, BY LOCATION AND UNION

Location and Union	WAGE AND RELATED PAYMENTS FOR REGULARLY SCHEDULED DAYTIME HOURS							SPECIAL FUNDS	STANDARD HOURS	OVERTIME			SHIFT PREMIUM
	Effective Date	Hourly Rate	Vaca- tion	Health and Welfare	Pen- sion	S.U.B.	Total			After Daily Hours	Saturday	Sunday and Holidays	
<u>Eastern Ontario Region (50)</u>													
Painters, Loc. 114 (51)													
Frontenac & Leeds Counties	May 16,72	\$3.67	(1)	-	-	-	(1)	-	8/40	1½x	1½x	Sun 2x, Hol 1½x plus Hol pay	-
	Jun 30,72	3.82	"										
	Jan 1,73	4.07	"										
	Jun 30,73	4.22	"										
	Nov 30,73	30,73											
Painters, Loc. 200													
Carleton, Dundas, Glen- garry, Grenville, Lanark, Prescott, Renfrew, Russell & Stormont Counties	May 15,72	\$4.30	4%	-	-	-	\$4.47	-	8/40	1½x	1½x to noon, 2x after	Sun 2x, Hol 1½x plus Hol pay	-
	Aug 31,72	4.40	"				4.58						
	Jan 1,73	4.65	"				4.86						
	Jun 30,73	4.90	"				5.10						
	Jan 1,74	5.10	"				5.30						
	Mar 31,74	31,74											
<u>Lake Ontario Region (51)</u>													
Painters, Loc. 114 (50)													
Lennox-Addington County	May 16,72	\$3.67	(1)	-	-	-	(1)	-	8/40	1½x	1½x	Sun 2x, Hol 1½x plus Hol pay	-
	Jun 30,72	3.82	"										
	Jan 1,73	4.07	"										
	Jun 30,73	4.22	"										
	Nov 30,73	30,73											
Painters, Loc. 1832 (52)													
Durham County	Sep 13,71	\$5.30	7%	25¢	-	-	\$5.92	-	8/40	2x	2x	2x	1.1/72
	May 31,72	5.60	"	"			6.24						
	Sep 1,72	5.85	"	"			6.51						
	May 13,73	13,73											
Painters, Loc. 1832													
Peterborough & Victoria Counties	May 20,71	\$3.80	4%	-	-	-	\$3.95	-	(2) /48	1½x after weekly hours	-	Hol 1x plus Hol pay	-
	Dec 11,71	3.95	"				4.11						
	Jun 1,72	4.10	"				4.26						
	Dec 11,72	11,72											

Footnotes to Table 8 on page 51

Table 8

HOURS, WAGES AND RELATED PAYMENTS FOR GLAZIERS
UNDER ONTARIO CONSTRUCTION AGREEMENTS, BY LOCATION AND UNION

SHIFT PREMIUM	Union	WAGE AND RELATED PAYMENTS FOR REGULARLY SCHEDULED DAYTIME HOURS								SPECIAL FUNDS	STANDARD HOURS	OVERTIME			SHIFT PREMIUMS	WORK BREAKS	REPORTING PAY	
		Effective Date	Hourly Rate	Vacation	Health and Welfare	Pension	S.U.B.	Total	After Daily Hours			Saturday	Sunday and Holidays	General			Inclement Weather	
	(50)																	
	(51)																	
-	s	May 16,72	\$3.67	(1)	-	-	(1)	-	8/40	1½x	1½x	Sun 2x, Hol 1½x plus Hol pay	-	-	-	-		
		Jun 30,72	3.82	"														
		Jan 1,73	4.07	"														
		Jun 30,73	4.22	"														
		Nov 30,73																
-	Glen-Lanark	May 15,72	\$4.30	4%	-	-	\$4.47	-	8/40	1½x	1½x	Sun 2x, Hol 1½x plus Hol pay	-	2 x 10 mins	-	-		
		Aug 31,72	4.40	"			4.58											
		Jan 1,73	4.65	"			4.86				to noon, 2x after							
		Jun 30,73	4.90	"			5.10											
		Jan 1,74	5.10	"			5.30											
		Mar 31,74																
	(50)																	
-	County	May 16,72	\$3.67	(1)	-	-	(1)	-	8/40	1½x	1½x	Sun 2x, Hol 1½x plus Hol pay	-	-	-	-		
		Jun 30,72	3.82	"														
		Jan 1,73	4.07	"														
		Jun 30,73	4.22	"														
		Nov 30,73																
1.1/7x	(52)	Sep 13,71	\$5.30	7%	25¢	-	\$5.92	-	8/40	2x	2x	2x	1.1/7x	-	-	-		
		May 31,72	5.60	"	"		6.24											
		Sep 1,72	5.85	"	"		6.51											
		May 13,73																
-	Victoria	May 20,71	\$3.80	4%	-	-	\$3.95	-	(2)/48	1½x after weekly hours	-	Hol 1x plus Hol pay	-	-	-	-		
		Dec 11,71	3.95	"			4.11											
		Jun 1,72	4.10	"			4.26											
		Dec 11,72																

Table 8 (cont'd.)

Location and Union	WAGE AND RELATED PAYMENTS FOR REGULARLY SCHEDULED DAYTIME HOURS							SPECIAL FUNDS	STANDARD HOURS	OVERTIME			SHIFT PREMIUMS	WG BRI
	Effective Date	Hourly Rate	Vaca- tion	Health and Welfare	Pen- sion	S.U.B.	Total			After Daily Hours	Saturday	Sunday and Holidays		
<u>Central Ontario Region (52)</u>														
Painters, Loc. 1795 (53)														
Halton County	Apr 14, 72	\$5.35	(3)	20¢	-	-	(3)	-	8/40	2x	2x	2x	1.1/7x	
Burlington	Jul 1, 72	5.60	8%	"			\$6.25							
	Jan 1, 73	5.85	"	"			6.52							
	Jun 1, 73	6.10	"	"			6.79							
	Jul 1, 73	6.10	9%	"			6.85							
	Dec 31, 73													
Painters, Loc. 1819														
Halton County	Nov 1, 71	\$6.05	9%	25¢	-	-	\$6.84	-	8/40	2x	2x	2x	1.1/7x	
Acton, Georgetown,	May 1, 72	6.40	"	30¢			7.28							
Milton & Oakville	Nov 1, 72	6.70	"	"			7.60							
Ontario County	Apr 30, 73													
Ajax & Pickering														
Peel & York Counties														
Painters, Loc. 1852 (51)														
Ontario County	Sep 13, 71	\$5.30	7%	25¢	-	-	\$5.92	-	8/40	2x	2x	2x	1.1/7x	
Beaverton, Cannington,	May 31, 72	5.60	"	"			6.24							
Oshawa, Port Perry,	Sep 1, 72	5.85	"	"			6.51							
Uxbridge & Whitby	May 13, 73													
<u>Niagara Region (53)</u>														
Painters, Loc. 1795 (52)														
Wentworth County	Apr 14, 72	\$5.35	(3)	20¢	-	-	(3)	-	8/40	2x	2x	2x	1.1/7x	
	Jul 1, 72	5.60	8%	"			\$6.25							
	Jan 1, 73	5.85	"	"			6.52							
	Jun 1, 73	6.10	"	"			6.79							
	Jul 1, 73	6.10	9%	"			6.85							
	Dec 31, 73													
Painters, Loc. 1834														
Haldimand County	Oct 1, 71	\$4.70	4%	(4)	(4)	-	(4)	-	8/40	1½x	1½x	Sun 2x,	-	
Dunnville	Jan 1, 72	4.80	"	"						1st 4 hrs,	to noon,	Hol 1x		
Lincoln County	May 1, 72	5.00	"	"						2x	2x	plus		
Lincoln, Niagara-on-	Sep 1, 72	5.15	"	"						after	after	Hol pay		
the-Lake & St.	Jan 1, 73	5.30	"	"										
Catharines	May 31, 73													
Welland County														

Table 8 (cont'd.)

GLAZIER

WAGE AND RELATED PAYMENTS FOR REGULARLY SCHEDULED DAYTIME HOURS							SPECIAL FUNDS	STANDARD HOURS	OVERTIME			SHIFT PREMIUMS	WORK BRFAKS	REPORTING PAY	
Effective Date	Hourly Rate	Vaca- tion	Health and Welfare	Pen- sion	S.U.B.	Total			After Daily Hours	Saturday	Sunday and Holidays			General	Inclement Weather
Apr 14, 72	\$5.35	(3)	20¢	-	-	(3)	-	8/40	2x	2x	2x	1.1/7x	-	2 hrs	1 hr
Jul 1, 72	5.60	8%	"			\$6.25									
Jan 1, 73	5.85	"	"			6.52									
Jun 1, 73	6.10	"	"			6.79									
Jul 1, 73	6.10	9%	"			6.85									
Dec 31, 73															
Nov 1, 71	\$6.05	9%	25¢	-	-	\$6.84	-	8/40	2x	2x	2x	1.1/7x	-	2 hrs	1 hr
May 1, 72	6.40	"	30¢			7.28									
Nov 1, 72	6.70	"	"			7.60									
Apr 30, 73															
Sep 13, 71	\$5.30	7%	20¢	-	-	\$5.92	-	8/40	2x	2x	2x	1.1/7x	-	-	-
May 31, 72	5.60	"	"			6.24									
Sep 1, 72	5.85	"	"			6.51									
May 13, 73															
Apr 14, 72	\$5.35	(3)	20¢	-	-	(3)	-	8/40	2x	2x	2x	1.1/7x	-	2 hrs	1 hr
Jul 1, 72	5.60	8%	"			\$6.25									
Jan 1, 73	5.85	"	"			6.52									
Jun 1, 73	6.10	"	"			6.79									
Jul 1, 73	6.10	9%	"			6.85									
Dec 31, 73															
Oct 1, 71	\$4.70	4%	(4)	(4)	-	(4)	-	8/40	1½x 1st 4 hrs after	1½x to noon, 2x after	Sun 2x, Hol 1x plus Hol pay	-	-	-	-
Jan 1, 72	4.80	"	"												
May 1, 72	5.00	"	"												
Sep 1, 72	5.15	"	"												
Jan 1, 73	5.30	"	"												
May 31, 73															

Table 8 (cont'd.)

Location and Union	WAGE AND RELATED PAYMENTS FOR REGULARLY SCHEDULED DAYTIME HOURS							SPECIAL FUNDS	STANDARD HOURS	OVERTIME			SHIFT PREMIUM	
	Effective Date	Hourly Rate	Vacation	Health and Welfare	Pension	S.U.P.	Total			After Daily Hours	Saturday	Sunday and Holidays		
<u>Lake Erie Region (54)</u>														
Painters, Loc. 1783 (56, 57)														
Elgin, Middlesex & Oxford Counties (See also Carpenters Loc. 1946's Agt.)	Jun 1,72 Jun 1,73	\$5.01 5.31	(5)	(6)	-	-	(7)	-	8/40	1½x	1½x	Sun 1½x, Hol 1x plus Hol pay	1.1/8x	
May 31,74														
Carpenters, Loc. 1946 (56,57)														
Elgin, Middlesex & Oxford Counties (See also Painters Loc. 1783's Agt.)	Nov 1,71 Jun 1,72 Nov 1,72	\$4.66 4.91 5.11	(8)	(9)	-	-	(10)	-	8/40	1½x 1st 4 hrs 2x after	2x	Sun 2x, Hol 1x plus Hol pay	-	
May 31,73														
<u>Lake St. Clair Region (55)</u>														
Painters, Loc. 1590														
Lambton County	May 1,71 May 1,72 Oct 1,72	\$4.65 4.90 5.05	(11)	-	-	-	(11)	-	8/40	1½x	1½x to 5 pm 2x after	Sun 2x, Hol 1x plus Hol pay	1.1/7x	
Apr 30,73														
Painters, Loc. 1684														
Essex & Kent Counties	Jul 14,71 Jan 1,72 Jul 1,72	\$5.13 5.43 5.63	8½	(12)	-	-	(12)	IF 2¢	8/40	2x	-	Sun 2x, Hol 1x plus Hol pay	-	
Apr 30,73														
<u>Midwestern Ontario Region (56)</u>														
Painters, Loc. 1783 (54, 57)														
Huron & Perth Counties (See also Carpenters Loc. 1946's Agt.)	Jun 1,72 Jun 1,73	\$5.01 5.31	(5)	(6)	-	-	(7)	-	8/40	1½x	1½x	Sun 1½x, Hol 1x plus Hol pay	1.1/8x	
May 31,74														
Painters, Loc. 1824														
Waterloo County Kitchener & Waterloo Wellington County Guelph	Feb 7,72 Jul 1,72 Jan 1,73 Jul 1,73	\$4.25 4.45 .60 4.80	(13)	-	-	-	(13)	-	(14) /42	1½x - 1st 8½ hrs, 2x after	1½x - 1st 8½ hrs, 2x after	2x	10¢/hr	
Dec 31,73														

Footnotes to Table 8 on page 51

Table 8 (cont'd.)

SHIFT PREMIUM	Union	WAGE AND RELATED PAYMENTS FOR REGULARLY SCHEDULED DAYTIME HOURS							SPECIAL FUNDS	STANDARD HOURS	OVERTIME			SHIFT PREMIUMS	WORK BREAKS	GLAZIER REPORTING PAY	
		Effective Date	Hourly Rate	Vacation	Health and Welfare	Pension	S.U.B.	Total			After Daily Hours	Saturday	Sunday and Holidays			General	Inclement Weather
1.1/8x	5 (56, 57) ex & Oxford enters grt.)	Jun 1,72 \$5.01 Jun 1,73 5.31 May 31,74	(5)	(6)	-	-	(7)	-	8/40	1½x	1½x	Sun 1½x, Hol 1x plus Hol pay	1.1/8x	2 x 10 mins	-	-	
-	946 (56,57) ex & Oxford enters grt.)	Nov 1,71 \$4.66 Jun 1,72 4.91 Nov 1,72 5.11 May 31,73	(8)	(9)	-	-	(10)	-	8/40	1½x 1st 4 hrs 2x after	2x	Sun 2x, Hol 1x plus Hol pay	-	-	-	-	
1.1/7x	(55)	May 1,71 \$4.65 May 1,72 4.90 Oct 1,72 5.05 Apr 30,73	(11)	-	-	-	(11)	-	8/40	1½x	1½x to 5 pm 2x after	Sun 2x, Hol 1x plus Hol pay	1.1/7x	-	-	-	
-	ounties	Jul 14,71 \$5.13 Jan 1,72 5.43 Jul 1,72 5.63 Apr 30,73	8½ " "	(12) " "	-	-	(12)	If 2¢	8/40	2x	-	Sun 2x, Hol 1x plus Hol pay	-	-	-	-	
1.1/8x	ion (56) (54, 57) ounties enters grt.)	Jun 1,72 \$5.01 Jun 1,73 5.31 May 31,74	(5)	(6)	-	-	(7)	-	8/40	1½x	1½x	Sun 1½x, Hol 1x plus Hol pay	1.1/8x	2 x 10 mins	-	-	
10¢/hr	Waterloo y	Feb 7,72 \$4.25 Jul 1,72 4.45 Jan 1,73 4.60 Jul 1,73 4.80 Dec 31,73	(13)	-	-	-	(13)	-	(14) /42	1½x - 1st 8½ hrs, 2x after	1½x - 1st 8½ hrs, 2x after	2x	10¢/hr	-	-	-	

Table 8 (cont'd.)

Location and Union	WAGE AND RELATED PAYMENTS FOR REGULARLY SCHEDULED DAYTIME HOURS							SPECIAL FUNDS	STANDARD HOURS	OVERTIME			SHIFT PREMIUMS
	Effective Date	Hourly Rate	Vaca- tion	Health and Welfare	Pen- sion	S U.B.	Total			After Daily Hours	Saturday	Sunday and Holidays	
<u>Midwestern Ontario Region (56)</u> (cont'd.)													
Carpenters, Loc. 1946 (54,57)													
Huron & Perth Counties (See also Painters Loc. 1783's Agt.)													
	Nov 1,71	\$4.66	(8)	(9)	-	-	(10)	-	8/40	1½x - 1st 4 hrs	2x	Sun 2x, Hol 1x plus Hol pay	-
	Jun 1,72	4.91											
	Nov 1,72	5.11								2x after			
	May	31,73											
<u>Georgian Bay Region (57)</u>													
Painters, Loc. 1783 (54, 56)													
Bruce County (See also Carpenters Loc. 1946's Agt.)													
	Jun 1,72	\$5.01	(5)	(6)	-	-	(7)	-	8/40	1½x	1½x	Sun 1½x, Hol 1x plus Hol pay	1.1/8x
	Jun 1,73	5.31											
	May	31,74											
Carpenters, Loc. 1946 (54,56)													
Bruce County (See also Painters Loc. 1783's Agt.)													
	Nov 1,71	\$4.66	(8)	(9)	-	-	(10)	-	8/40	1½x - 1st 4 hrs	2x	Sun 2x, Hol 1x plus Hol pay	-
	Jun 1,72	4.91											
	Nov 1,72	5.11								2x after			
	May	31,73											
<u>Lakehead-Northwestern Ontario Region (59)</u>													
Painters, Loc. 1671													
Thunder Bay District Thunder Bay													
	Oct 1,71	\$4.25	(15)	15¢	-	-	(15)	-	8/40	1½x - 1st hour	2x	Sun 2x, Hol 2x plus Hol pay	-
	Apr 1,72	4.50		"									
	Oct 1,72	4.75		"						2x after			
	Mar	31,73											

Table 8 (cont'd.)

GLAZIER

WAGE AND RELATED PAYMENTS FOR REGULARLY SCHEDULED DAYTIME HOURS							SPECIAL FUNDS	STANDARD HOURS	OVERTIME			SHIFT PREMIUMS	WORK BREAKS	REPORTING PAY	
Effective Date	Hourly Rate	Vaca- tion	Health and Welfare	Pen- sion	S.U.B.	Total			After Daily Hours	Saturday	Sunday and Holidays			General	Inclement Weather
Nov 1,71 Jun 1,72 Nov 1,72 May	\$4.66 4.91 5.11 31,73	(8)	(9)	-	-	(10)	-	8/40	1½x - 1st 4 hrs 2x after	2x	Sun 2x, Hol 1x plus Hol pay	-	-	-	-
Jun 1,72 Jun 1,73 May	\$5.01 5.31 31,74	(5)	(6)	-	-	(7)	-	8/40	1½x	1½x	Sun 1½x, Hol 1x plus Hol pay	1.1/8x	2 x 10 mins	-	-
Nov 1,71 Jun 1,72 Nov 1,72 May	\$4.66 4.91 5.11 31,73	(8)	(9)	-	-	(10)	-	8/40	1½x - 1st 4 hrs 2x after	2x	Sun 2x, Hol 1x plus Hol pay	-	-	-	-
Oct 1,71 Apr 1,72 Oct 1,72 Mar	\$4.25 4.50 4.75 31,73	(15)	15¢ " "	-	-	(15)	-	8/40	1½x - 1st hour 2x after	2x	Sun 2x, Hol 2x plus Hol pay	-	-	-	-

Table 8 - Glazier

Footnotes

- (1) - 2% for less than 2 years' service, 4% after 2 years, 6% after 10 years. Because vacation pay varies with length of service, no totals were calculated.
- (2) - Daily hours not specified.
- (3) - 4% after one year's service, 6% after 8 years. Because vacation pay varies with length of service, no total was calculated.
- (4) - Employer pays 100% of cost of health, welfare and pension. Because the amount the employer pays per hour to health, welfare and pension could not be determined, no totals were calculated.
- (5) - 2% after 3 months' service, 4% after 1 year, 6% after 12 years, 8% after 20 years.
- (6) - Employer pays 100% of cost of health and welfare.
- (7) - Because vacation pay varies with length of service and the amount the employer pays per hour to health and welfare could not be determined, no totals were calculated.
- (8) - 2% for less than 1 year's service, 4% after 1 year, 6% after 7 years.
- (9) - Employer pays 100% of cost of health and welfare.
- (10) - Because vacation pay varies with length of service and the amount the employer pays per hour to health and welfare could not be determined, no totals were calculated.
- (11) - 4% up to 5 years' service, 5% up to 10 years, 6% up to 20 years, 8% after 20 years. Because vacation pay varies with length of service, no totals were calculated.
- (12) - Employer pays 100% of cost of health and welfare. Because the amount the employer pays per hour to health and welfare could not be determined, no totals were calculated.
- (13) - 2% after 3 months' service, 4% after 1 year, 6% after 12 years, 8% after 22 years. Because vacation pay varies with length of service, no totals were calculated.
- (14) - 8½ hours Monday to Thursday, 8 hours Friday.
- (15) - 4% after 1 year's service, 6% after 5 years. Because vacation pay varies with length of service, no totals were calculated.

Table 9

HOURS, WAGES AND RELATED PAYMENTS FOR LABOURERS
UNDER ONTARIO CONSTRUCTION AGREEMENTS, BY LOCATION AND UNION

Location and Union	WAGE AND RELATED PAYMENTS FOR REGULARLY SCHEDULED DAYTIME HOURS							SPECIAL FUNDS	STANDARD HOURS	OVERTIME			SHIFT PREMIUMS
	Effective Date	Hourly Rate	Vaca- tion	Health and Welfare	Pen- sion	S.U.B.	Total			After Daily Hours	Saturday	Sunday and Holidays	
Eastern Ontario Region (50)													
Labourers, Loc. 247 (51)													
Frontenac & Leeds Counties	May 1,72	B \$5.35	8%	10¢	10¢	-	\$5.98	(2) OPC 2¢	8/40	1.1/2x after wkly hrs	-	2x	2nd & 3rd 1.1/7x
	Nov 1,72	5.55	"	"	"	6.21							
	Apr 30,73												
Labourers, Loc. 247 (51)													
Frontenac, Grenville & Leeds Counties	Nov 1,71	RdS \$3.50	7%	-	-	-	\$3.75	-	(3) /55	1.1/2x after wkly hrs	-	2x	-
	Mar 1,72	3.70	"			3.96							
	Nov 1,72	3.90	"			4.17							
	Nov 1,71	T \$3.70	7%	-	-	-	\$3.96	-	9/45	1.1/2x	-	2x	2nd & 3rd 1.1/7x
	Mar 1,72	3.90	"			4.17							
	Nov 1,72	4.10	"			4.39							
Mar 30,73													
Labourers, Loc. 527													
Carleton & Russell Counties	May 1,72	B \$4.54	6%	-	-	-	\$4.81	-	9/45	1.1/2x	-	2x	2nd & 3rd 1.1/7x
	Jun 1,72	4.64	"			4.93							
	Nov 1,72	4.82	"			5.11							
	Feb 1,73	(4) 4.97	"			5.27							
Lanark County	May 1,72	B \$4.09	6%	-	-	-	\$4.34	-	9/45	1.1/2x	-	2x	2nd & 3rd 1.1/7x
	Jun 1,72	4.19	"			4.44							
	Nov 1,72	4.37	"			4.63							
	Feb 1,73	(4) 4.52	"			4.79							
Prescott County	May 1,72	B \$3.99	6%	-	-	-	\$4.23	-	9/45	1.1/2x	-	2x	2nd & 3rd 1.1/7x
	Jun 1,72	4.09	"			4.34							
	Nov 1,72	4.27	"			4.53							
	Feb 1,73	(4) 4.42	"			4.69							
Apr 30,75													
Labourers, Loc. 527													
Dundas, Glengarry & Stormont Counties	May 1,72	B \$4.09	6%	-	-	-	\$4.34	-	9/45	1.1/2x	-	2x	2nd & 3rd 1.1/7x
	Jun 1,72	4.19	"			4.44							
	Nov 1,72	4.37	"			4.63							
	Feb 1,73	(4) 4.52	"			4.79							
Apr 30,75													

Table 9

HOURS, WAGES AND RELATED PAYMENTS FOR LABOURERS
UNDER ONTARIO CONSTRUCTION AGREEMENTS, BY LOCATION AND UNION

LABOURER

	WAGE AND RELATED PAYMENTS FOR REGULARLY SCHEDULED DAYTIME HOURS								SPECIAL FUNDS	STANDARD HOURS	OVERTIME			SHIFT PREMIUMS	WORK BREAKS	REPORTING PAY	
	Effective Date	Hourly Rate	Vacation	Health and Welfare	Pen- sion	S.U.B.	Total	After Daily Hours			Saturday	Sunday and Holidays	General			Inclement Weather	
May 1,72	B	\$5.55	8% ⁽¹⁾	10¢	10¢	-	\$5.98	OPC	8/40	1.1/2x after wkly hrs	-	2x	2nd & 3rd 1.1/7x	2 x 10 mins	2 hrs	1 hr	
Nov 1,72		5.55	"	"	"	-	6.21	2¢									
Apr 30,73																	
Nov 1,71	RdS	\$3.50	7%	-	-	-	\$3.75	-	(3) /55	1.1/2x after wkly hrs	-	2x	-	2 x 10 mins	2 hrs	-	
Mar 1,72		3.70	"				3.96										
Nov 1,72		3.90	"				4.17										
Nov 1,71	T	\$3.70	7%	-	-	-	\$3.96	-	9/45	1.1/2x	-	2x	2nd & 3rd 1.1/7x	2 x 10 mins	2 hrs	-	
Mar 1,72		3.90	"				4.17										
Nov 1,72		4.10	"				4.39										
Mar 30,73																	
May 1,72	B	\$4.54	6%	-	-	-	\$4.81	-	9/45	1.1/2x	-	2x	2nd & 3rd 1.1/7x	2 x 10 mins	3 hrs	-	
Jun 1,72		4.64	"				4.93										
Nov 1,72		4.82	"				5.11										
Feb 1,73	(4)	4.97	"				5.27										
May 1,72	B	\$4.09	6%	-	-	-	\$4.54	-	9/45	1.1/2x	-	2x	2nd & 3rd 1.1/7x	2 x 10 mins	3 hrs	-	
Jun 1,72		4.19	"				4.44										
Nov 1,72		4.37	"				4.63										
Feb 1,73	(4)	4.52	"				4.79										
May 1,72	B	\$3.99	6%	-	-	-	\$4.23	-	9/45	1.1/2x	-	2x	2nd & 3rd 1.1/7x	2 x 10 mins	3 hrs	-	
Jun 1,72		4.09	"				4.34										
Nov 1,72		4.27	"				4.53										
Feb 1,73	(4)	4.42	"				4.69										
Apr 30,75																	
May 1,72	B	\$4.09	6%	-	-	-	\$4.34	-	9/45	1.1/2x	-	2x	2nd & 3rd 1.1/7x	2 x 10 mins	3 hrs	-	
Jun 1,72		4.19	"				4.44										
Nov 1,72		4.37	"				4.63										
Feb 1,73	(4)	4.52	"				4.79										
Apr 30,75																	

Table 9 (cont'd.)

Location and Union	WAGE AND RELATED PAYMENTS FOR REGULARLY SCHEDULED DAYTIME HOURS							SPECIAL FUNDS	STANDARD HOURS	OVERTIME			SHIFT PREMIUM
	Effective Date	Hourly Rate	Vaca- tion	Health and Welfare	Pen- sion	S.U.B.	Total			After Daily Hours	Saturday	Sunday and Holidays	
<u>Eastern Ontario Region (50)</u> (cont'd.)													
Labourers, Loc. 527													
Renfrew County													
	Nov 1,71	B \$3.00	5%	-	-	-	\$3.15	-	9/45	1.1/2x	-	2x	2nd & 3rd 1.1/7x
	May 1,72	3.20	"				3.36						
	Nov 1,72	3.40	"				3.57						
	May 1,73	3.65	"				3.83						
	Nov 1,71	RdS \$3.00	5%	-	-	-	\$3.15	-	(5) /55	1.1/2x	-	2x	2nd & 3rd 1.1/7x
	May 1,72	3.20	"				3.36						
	Nov 1,72	3.40	"				3.57						
	May 1,73	3.65	"				3.83						
		Oct 30,73											
Labourers, Loc. 527													
Carleton County													
	Nov 1,71	RdS \$3.50	7%	-	-	-	\$3.75	-	(3) /55	1.1/2x	-	2x	-
Russell County (west half)													
	Mar 1,72	3.70	"				3.96			after wkly hrs			
	Nov 1,72	3.90	"				4.17						
	Nov 1,71	T \$3.70	7%	-	-	-	\$3.96	-	9/45	1.1/2x	-	2x	2nd & 3rd 1.1/7x
	Mar 1,72	3.90	"				4.17						
	Nov 1,72	4.10	"				4.39						
		Mar 8,73											
<u>Lake Ontario Region (51)</u>													
Labourers, Loc. 247													
Hastings County													
	May 1,72	B \$4.97	(1) 8%	10¢	10¢	-	\$5.60	(2) OPC	8/40	1.1/2x	-	2x	2nd & 3rd 1.1/7x
Belleville, Deseronto, Frankford, Madoc, Marmora, Stirling, Trenton & Tweed													
	Nov 1,72	5.17	"	"	"		5.84	2¢		after wkly hrs			
Apr 30,73													
Northumberland County													
Brighton, Campbellford & Colborne (East half of North- umberland also inclu- ded in Loc.597's Agrt.)													
Prince Edward County													
Labourers, Loc. 247 (50)													
Hastings, Lennox- Addington & Prince Edward Counties													
	Nov 1,71	RdS \$3.50	7%	-	-	-	\$3.75	-	(3) /55	1.1/2x	-	2x	-
	Mar 1,72	3.70	"				3.96			after wkly hrs			
	Nov 1,72	3.90	"				4.17						
	Nov 1,71	T \$3.70	7%	-	-	-	\$3.96	-	9/45	1.1/2x	-	2x	2nd & 3rd 1.1/7x
	Mar 1,72	3.90	"				4.17						
	Nov 1,72	4.10	"				4.39						
		Apr 30,73											

Footnotes to Table 9 on page 64



Table 9 (cont'd.)

Location	WAGE AND RELATED PAYMENTS FOR REGULARLY SCHEDULED DAYTIME HOURS										OVERTIME			SHIFT PREMIUMS		WORK BREAKS		LABOURER REPORTING PAY	
	Effective Date	Hourly Rate	Vacation	Health and Welfare	Pension	S.U.B.	Total	SPECIAL FUNDS	STANDARD HOURS	After Daily Hours	Saturday	Sunday and Holidays	General	Inclement Weather	REPORTING PAY				
															General	Inclement Weather			
(50)	Nov 1,71	B \$3.00	5%	-	-	-	\$3.15	-	9/45	1.1/2x	-	2x	2nd & 3rd 1.1/7x	2 x 10 mins	-	-			
	May 1,72	3.20	"				3.36												
	Nov 1,72	3.40	"				3.57												
	May 1,73	3.65	"				3.83												
	Nov 1,71	RdS \$3.00	5%	-	-	-	\$3.15	-	(5) /55	1.1/2x	-	2x	2nd & 3rd 1.1/7x	2 x 10 mins	-	-			
	May 1,72	3.20	"				3.36												
	Nov 1,72	3.40	"				3.57												
	May 1,73	3.65	"				3.83												
	Oct 30,73																		
West	Nov 1,71	RdS \$3.50	7%	-	-	-	\$3.75	-	(3) /55	1.1/2x after wkly hrs	-	2x	-	2 x 10 mins	3 hrs	-			
	Mar 1,72	3.70	"				3.96												
	Nov 1,72	3.90	"				4.17												
	Nov 1,71	T \$3.70	7%	-	-	-	\$3.96	-	9/45	1.1/2x	-	2x	2nd & 3rd 1.1/7x	2 x 10 mins	3 hrs	-			
	Mar 1,72	3.90	"				4.17												
	Nov 1,72	4.10	"				4.39												
	Mar 8,73																		
	May 1,72	B \$4.97	(1) 8%	10¢	10¢	-	\$5.60	(2) OPC 2¢	8/40	1.1/2x after wkly hrs	-	2x	2nd & 3rd 1.1/7x	2 x 10 mins	2 hrs	1 l.r			
seronto, pc, ing, n, unty ellford	Nov 1,72	5.17	"				5.84												
prth- inclu- s Agrt.) unty	Apr 30,73																		
(50)	Nov 1,71	RdS \$3.50	7%	-	-	-	\$3.75	-	(3) /55	1.1/2x after wkly hrs	-	2x	-	2 x 10 mins	2 hrs	-			
	Mar 1,72	3.70	"				3.96												
	Nov 1,72	3.90	"				4.17												
	Nov 1,71	T \$3.70	7%	-	-	-	\$3.96	-	9/45	1.1/2x	-	2x	2nd & 3rd 1.1/7x	2 x 10 mins	2 hrs	-			
	Mar 1,72	3.90	"				4.17												
	v 1,72	4.10	"				4.39												
	Apr 30,73																		

Table 9 (cont'd.)

Location and Union	WAGE AND RELATED PAYMENTS FOR REGULARLY SCHEDULED DAYTIME HOURS							SPECIAL FUNDS	STANDARD HOURS	OVERTIME			SHIFT PREMIUMS	WOL BRE
	Effective Date	Hourly Rate	Vaca- tion	Health and Welfare	Pen- sion	S.U.B.	Total			After Daily Hours	Saturday	Sunday and Holidays		
<u>Lake Ontario Region (51)</u> (cont'd.)														
Labourers, Loc. 247 (50)														
Lennox-Addington County	May 1, 72	B \$5.35	(1) 8%	10¢	10¢	-	\$5.98	(2) OPC	8/40	1.1/2x	-	2x	2nd & 3rd 1.1/7x	2 x mi
	Nov 1, 72	5.55	"	"	"	-	6.21	2¢						
	Apr 30, 73													
Labourers, Loc. 493 (57, 58)														
Haliburton County (northeast corner)	Nov 28, 71	Rd \$3.60	7%	10¢	-	-	\$3.95	-	(3) /110	1.1/2x	-	2x	-	2x, dur- tic giv
	Aug 1, 72	4.13	"	"	-	-	4.52	-	bi- wkly	after 110 hrs bi-wkly				
	Jun 1, 73	4.43	"	"	-	-	4.84	-						
	Nov 28, 71	S \$3.60	7%	10¢	-	-	\$3.95	-	(3) /50	1.1/2x	-	2x	2nd & 3rd 20¢/hr	2x, dur- tic giv
	Aug 1, 72	4.13	"	"	-	-	4.52	-		after wkly hrs				
	Nov 1, 72	4.43	"	"	-	-	4.84	-						
	Dec 31, 73													
Labourers, Loc. 597 (52)														
Durham County Northumberland County Cobourg	Jun 27, 72	B \$5.05	(1) 8%	30¢	10¢	-	\$5.85	(2) OPC	9/45	1.1/2x	2x	2x	2nd & 3rd 1.1/7x	2 x min
	Nov 1, 72	5.30	"	"	"	-	6.12	2¢		1st 3 hrs, 2x after				
	Apr 30, 73													
Labourers, Loc. 597														
Haliburton, Peterborough & Victoria Counties Northumberland County Brighton, Campbellford & Colborne (East half of Northum- berland also included in Loc. 247's Agrt.)	Jun 27, 72	B \$4.55	(6) 7%	10¢	10¢	-	\$5.07	(2) OPC	9/45	1.1/2x	2x	2x	2nd & 3rd 1.1/7x	2 x min
	Nov 1, 72	4.75	"	"	"	-	5.28	2¢		1st 3 hrs, 2x after				
	Apr 30, 73													
<u>Central Ontario Region (52)</u>														
Labourers, Loc. 183														
Halton County Acton, Georgetown, Milton & Oakville Ontario County Ajax & Pickering Peel & York Counties	Jul 1, 71	R \$3.50	5%	-5¢	-	-	\$3.73	-	(3) /45	1.1/2x	1½x	2x	-	-
	Feb 1, 72	3.70	"	"	-	-	3.94	-		after 10 hrs				
	May 1, 72	"	6%	"	-	-	3.97	-						
	Jul 1, 72	3.90	"	"	-	-	4.18	-						
	Feb 1, 73	4.15	"	"	-	-	4.45	-						
	May 1, 73	1.73												

Table 9 (cont'd.)

	WAGE AND RELATED PAYMENTS FOR REGULARLY SCHEDULED DAYTIME HOURS							SPECIAL FUNDS	STANDARD HOURS	OVERTIME			SHIFT PREMIUMS	WORK BREAKS	LABOURER REPORTING PAY	
	Effective Date	Hourly Rate	Vaca- tion	Health and Welfare	Pen- sion	S.U.B.	Total			After Daily Hours	Saturday	Sunday and Holidays			General	Inclement Weather
ty	May 1,72	B \$5.35	(1) 8%	10¢	10¢	-	\$5.98	(2) OPC	8/40	1.1/2x	-	2x	2nd & 3rd 1.1/7x	2 x 10 mins	2 hrs	1 hr
	Nov 1,72	5.55	"	"	"	-	6.21	2¢								
	Apr 30,73															
58)	Nov 28,71	Rd \$3.60	7%	10¢	-	-	\$3.95	-	(3) /110	1.1/2x after 110 hrs bi-wkly	-	2x	-	2x, no dura- tion given	2 hrs	2 hrs
	Aug 1,72	4.13	"	"			4.52		bi- wkly							
	Jun 1,73	4.43	"	"			4.84									
	Nov 28,71	S \$3.60	7%	10¢	-	-	\$3.95	-	(3) /50	1.1/2x after wkly hrs	-	2x	2nd & 3rd 20¢/hr	2x, no dura- tion given	2 hrs	2 hrs
	Aug 1,72	4.13	"	"			4.52									
	Nov 1,72	4.43	"	"			4.84									
	Dec 31,73															
	Jun 27,72	B \$5.05	(1) 8%	30¢	10¢	-	\$5.85	(2) OPC	9/45	1.1/2x 1st 3 hrs, 2x after	2x	2x	2nd & 3rd 1.1/7x	2 x 10 mins	4 hrs	1 hr
	Nov 1,72	5.30	"	"	"	-	6.12	2¢								
	Apr 30,73															
ugh	Jun 27,72	B \$4.55	(6) 7%	10¢	10¢	-	\$5.07	(2) OPC	9/45	1.1/2x 1st 3 hrs, 2x after	2x	2x	2nd & 3rd 1.1/7x	2 x 10 mins	4 hrs	1 hr
	Nov 1,72	4.75	"	"	"	-	5.28	2¢								
	Apr 30,73															
ord	Jul 1,71	R \$3.50	5%	5¢	-	-	\$3.73	-	(3) /45	1.1/2x after 10 hrs	1½x	2x	-	-	-	-
	Feb 1,72	3.70	"	"			3.94									
	May 1,72	"	6%	"			3.97									
	Jul 1,72	3.90	"	"			4.18									
	Feb 1,73	4.15	"	"			4.45									
	May 1,73															

Table 9 (cont'd.)

Location and Union	WAGE AND RELATED PAYMENTS FOR REGULARLY SCHEDULED DAYTIME HOURS							SPECIAL FUNDS	STANDARD HOURS	OVERTIME			SHIFT PREMIUM		
	Effective Date	Hourly Rate	Vaca- tion	Health and Welfare	Pen- sion	S.U.B.	Total			After Daily Hours	Saturday	Sunday and Holidays			
Central Ontario Region (52) (cont'd.)															
Labourers, Loc. 183															
Halton County	Oct 1,71	Rd	\$4.55	8%	5¢	-	-	\$4.96	(3)	1.1/2x	1.1/2x	2x	2nd & 3rd	Georgetown, Milton & Oakville	
Acton, Georgetown, Milton & Oakville	Apr 1,72		4.90	"	"	-	-	5.34	/50	after 11 hrs			20¢/hr	Georgetown, Milton & Oakville	
(Acton & Georgetown also included in Loc. 1081's RdS Agrt.)	Oct 1,72		5.05	"	"	-	-	5.50						Georgetown, Milton & Oakville	
Ontario County		Apr	30,73											Georgetown, Milton & Oakville	
Ajax & Pickering . Peel & York Counties														Georgetown, Milton & Oakville	
Labourers, Loc. 183															
Halton County	Oct 1,71	S	\$4.50	8%	5¢	-	-	\$4.91	10/50	1.1/2x	1.1/2x	2x	2nd & 3rd	Georgetown, Milton & Oakville	
Acton, Georgetown, Milton & Oakville	Apr 1,72		4.85	"	"	-	-	5.29					20¢/hr	Georgetown, Milton & Oakville	
(Acton & Georgetown also included in Loc. 1081's RdS Agrt.)	Oct 1,72		5.00	"	"	-	-	5.45						Georgetown, Milton & Oakville	
Ontario County	Oct 1,71	T	\$4.70	8%	5¢	-	-	\$5.13	8/40	1.1/2x	1.1/2x	2x	2nd & 3rd	Georgetown, Milton & Oakville	
Ajax & Pickering . Peel & York Counties	Apr 1,72		5.05	"	"	-	-	5.50					40¢/hr	Georgetown, Milton & Oakville	
	Oct 1,72		5.20	"	"	-	-	5.66					50¢/hr	Georgetown, Milton & Oakville	
		Apr	30,73											Georgetown, Milton & Oakville	
Labourers, Loc. 506															
Halton County	Aug 4,72	CI	\$5.20	8%	25¢	-	-	\$5.87	(7) 2¢	8/40	1.1/2x	2x	2x	2nd & 3rd	Georgetown, Milton & Oakville
Acton, Georgetown, Milton & Oakville	Dec 1,72		5.40	"	"	10¢	-	6.18		1st 3 hrs, 2x after			60¢/hr	Georgetown, Milton & Oakville	
Ontario County	Mar 1,73		5.50	"	30¢	"	-	6.34						Georgetown, Milton & Oakville	
Ajax & Pickering . Peel & York Counties	May 1,73		(8) 5.80	"	"	"	-	6.66						Georgetown, Milton & Oakville	
		Apr	30,75											Georgetown, Milton & Oakville	
Labourers, Loc. 597 (51)															
Ontario County	Jun 27,72	B	\$5.05	(1) 8%	30¢	10¢	-	\$5.85	(2) OPC	9/45	1.1/2x	2x	2x	2nd & 3rd	Georgetown, Milton & Oakville
Beaverton, Cannington, Oshawa, Port Perry, Uxbridge & Whitby	Nov 1,72		5.30	"	"	"	-	6.12	2¢	1st 3 hrs, 2x after			1.1/2x	Georgetown, Milton & Oakville	
		Apr	30,73											Georgetown, Milton & Oakville	
Labourers, Loc. 597															
Ontario County	Nov 1,71	RdS	\$4.40	7%	5¢	(11)	-	\$4.75	(3) /50	1.1/2x	1.1/2x	2x	2nd & 3rd	Georgetown, Milton & Oakville	
Beaverton, Cannington, Oshawa, Port Perry, Uxbridge & Whitby	May 1,72		4.75	8%	"	"	-	5.18		after 11 hrs			15¢/hr	Georgetown, Milton & Oakville	
	Nov 1,72		4.85	"	"	"	-	5.29					3rd 20¢/hr	Georgetown, Milton & Oakville	
	Oct 1,71	T	\$4.70	8%	5¢	-	-	\$5.13	8/40	1.1/2x	1.1/2x	2x	(9)	Georgetown, Milton & Oakville	
	Apr 1,72		5.05	"	"	-	-	5.50						Georgetown, Milton & Oakville	
	Oct 1,72		5.20	"	"	-	-	5.66						Georgetown, Milton & Oakville	
		Apr	30,73											Georgetown, Milton & Oakville	

Footnotes to Table 9 on page 64

Table 9 (cont'd.)

NAME	WAGE AND RELATED PAYMENTS FOR REGULARLY SCHEDULED DAYTIME HOURS								SPECIAL FUNDS	STANDARD HOURS	OVERTIME			SHIFT PREMIUMS	WORK BREAKS	REPORTING PAY	
	Effective Date	Hourly Rate	Vacation	Health and Welfare	Pension	S.U.B.	Total	After Daily Hours			Saturday	Sunday and Holidays	General			Inclement Weather	
Town, Alle town also c. 1081's	Oct 1,71	Rd \$4.55	8%	5¢	-	-	\$4.96	-	(3) /50	1.1/2x after 11 hrs	1.1/2x	2x	2nd & 3rd 20¢/hr	2x, no duration given	4 hrs	1 hr	
	Apr 1,72	4.90	"	"	-	-	5.34	-									
	Oct 1,72	5.05	"	"	-	-	5.50	-									
	Apr 30,73																
Town, Alle town also c. 1081's	Oct 1,71	S \$4.50	8%	5¢	-	-	\$4.91	-	10/50	1.1/2x	1.1/2x	2x	2nd & 3rd 20¢/hr	2x, no duration given	4 hrs	1 hr	
	Apr 1,72	4.85	"	"	-	-	5.29	-									
	Oct 1,72	5.00	"	"	-	-	5.45	-									
	Apr 30,73																
Town, Alle town also c. 1081's	Oct 1,71	T \$4.70	8%	5¢	-	-	\$5.13	-	8/40	1.1/2x	1.1/2x	2x	2nd 40¢/hr, 3rd 50¢/hr	2x, no duration given	4 hrs	1 hr	
	Apr 1,72	5.05	"	"	-	-	5.50	-									
	Oct 1,72	5.20	"	"	-	-	5.66	-									
	Apr 30,73																
Town, Alle town also c. 1081's	Aug 4,72	CI \$5.20	8%	25¢	-	-	\$5.87	2¢	(7) 8/40	1.1/2x	2x	2x	2nd & 3rd 60¢/hr	2 x 10 mins	2 hrs	1 hr	
	Dec 1,72	5.40	"	"	10¢	-	6.18	-		1st 3 hrs, 2x after							
	Mar 1,73	5.50	"	30¢	"	-	6.34	-									
	May 1,73	(8) 5.80	"	"	"	-	6.66	-									
	Apr 30,75																
Town, Alle town also c. 1081's	Jun 27,72	B \$5.05	8%	30¢	10¢	-	\$5.85	(2) OPC 2¢	9/45	1.1/2x	2x	2x	2nd & 3rd 1.1/7x	2 x 10 mins	4 hrs	1 hr	
	Nov 1,72	5.30	"	"	"	-	6.12	-		1st 3 hrs, 2x after							
	Apr 30,73																
Town, Alle town also c. 1081's	Nov 1,71	RdS \$4.40	7%	5¢	(11)	-	\$4.75	-	(3) /50	1.1/2x after 11 hrs	1.1/2x	2x	2nd 15¢/hr, 3rd 20¢/hr	2x, no duration given	4 hrs	1 hr	
	May 1,72	4.75	8%	"	"	-	5.18	-									
	Nov 1,72	4.85	"	"	"	-	5.29	-									
	Apr 30,73																
Town, Alle town also c. 1081's	Oct 1,71	T \$4.70	8%	5¢	-	-	\$5.13	-	8/40	1.1/2x	1.1/2x	2x	(9)	2x, no duration given	4 hrs	1 hr	
	Apr 1,72	5.05	"	"	-	-	5.50	-									
	Oct 1,72	5.20	"	"	-	-	5.66	-									
	Apr 30,73																

Table 9 (cont'd.)

Location and Union	WAGE AND RELATED PAYMENTS FOR REGULARLY SCHEDULED DAYTIME HOURS								SPECIAL FUNDS	STANDARD HOURS	OVERTIME			SHIFT PREMIUMS	W BR	E
	Effective Date	Hourly Rate	Vaca- tion	Health and Welfare	Pen- sion	S.U.B.	Total	After Daily Hours			Saturday	Sunday and Holidays				
Central Ontario Region (52) (cont'd.)																
Labourers, Loc. 837 (53)																
Halton County Burlington	May 1,72	B \$5.45	8%	35¢	10¢	-	\$6.44	(2) OPC	8½	1.1/2x	2x	2x	2nd	2	Ma	
	Nov 1,72	5.70	"	"	20¢	-	6.80	5¢	/42½				1.2/15x	n	No	
Apr 30,73																
Labourers, Loc. 837 (53)																
Halton County Burlington	Mar 23,72	RdST \$4.40	8%	35¢	-	-	\$5.10	-	RdS	1.1/2x	1.1/2x	2x	2nd	2	Ma	
	May 1,72	4.60	"	"	10¢	-	5.42	-	10/50				50¢/hr	n	Ma	
	Oct 1,72	4.80	"	"	"	-	5.63	-	T					Ma		
	Jan 1,73	5.00	"	"	"	-	5.85	-	9/45					Oc		
	May 1,73	5.20	"	"	20¢	-	6.17	-						Ja		
	Dec 31,73														Ma	
Labourers, Loc. 1081 (53, 54, 56, 57)																
Halton County Acton & Georgetown (Acton & Georgetown also included in Loc. 183's Rd & S Agrts.)	May 1,71	RdS \$3.30	6%	10¢	-	-	\$3.60	-	(3) /52½	1.1/2x	1.1/2x	Sun 2x, Hol 1½x	-	2	Ma	
	May 1,72	3.75	"	"	"	-	4.08	-	May	after	after			n		
	May 1,73	4.15	"	20¢	-	-	4.60	-	1/72	12 hrs	12 noon			so		
	Apr 30,74								(3) /50					s		
Niagara Region (53)																
Labourers, Loc. 837																
Haldimand, Lincoln & Welland Counties (West part of Haldimand also included in Loc. 837's Hamilton Agrt.)	May 1,72	B \$5.15	8%	35¢	10¢	-	\$6.08	(2) OPC	9/45	1.1/2x	1.1/2x	2x	2nd & 3rd	2	Ma	
	Nov 1,72	5.31	"	"	20¢	-	6.35	2¢					1.1/8x	n	No	
Apr 30,73																
Labourers, Loc. 837 (52)																
Haldimand County (west part) Caledonia, Cayuga & Hagersville (All Haldimand also included in Loc. 837's St. Catharines Agrt.) Wentworth County	May 1,72	B \$5.45	8%	35¢	10¢	-	\$6.44	(2) OPC	8½	1.1/2x	2x	2x	2nd	2	Ma	
	Nov 1,72	5.70	"	"	20¢	-	6.80	5¢	/42½				1.2/15x	n	No	
	Apr 30,73															
Labourers, Loc. 837 (52)																
Lincoln County (north- west part) Grimsby Wentworth County	Mar 23,72	RdST \$4.40	8%	35¢	-	-	\$5.10	-	RdS	1.1/2x	1.1/2x	2x	2nd	2	Ma	
	May 1,72	4.60	"	"	10¢	-	5.42	-	10/50				50¢/hr	n		
	Oct 1,72	4.80	"	"	"	-	5.63	-	T					Ma		
	Jan 1,73	5.00	"	"	"	-	5.85	-	9/45					Oc		
	May 1,73	5.20	"	"	20¢	-	6.17	-						Ja		
Dec 31,73														Ma		

Table 9 (cont'd.)

WAGE AND RELATED PAYMENTS FOR REGULARLY SCHEDULED DAYTIME HOURS											LABOURER			REPORTING PAY	
Effective Date	Hourly Rate	Vaca- tion	Health and Welfare	Pension	S.U.B.	Total	SPECIAL FUNDS	STANDARD HOURS	- OVERTIME			SHIFT PREMIUMS	WORK BREAKS	General	Inclement Weather
									After Daily Hours	Saturday	Sunday and Holidays				
May 1,72 Nov 1,72	B \$5.45 5.70	8%	35¢	10¢	-	\$6.44 6.80	(2) OPC 5¢	8½ /42½	1.1/2x	2x	2x	2nd 1.2/15x	2 x 10 mins	4 hrs	1 hr
Apr 30,73				20¢											
Mar 23,72 May 1,72 Oct 1,72 Jan 1,73 May 1,73	RdST \$4.40 4.60 4.80 5.00 5.20	8%	35¢	-	-	\$5.10 5.42 5.63 5.85 6.17	-	RdS 10/50 T 9/45	1.1/2x	1.1/2x	2x	2nd 50¢/hr	2 x 10 mins	4 hrs	1 hr
Dec 31,73				20¢											
May 1,71 May 1,72 May 1,73	RdS \$3.30 3.75 4.15	6%	10¢	-	-	\$3.60 4.08 4.60	(3) /52½ May 1/72 (3) /50	1.1/2x after 12 hrs	1.1/2x after 12 noon	Sun 2x, Ho! 1½x	-	2 x 10 mins	1 hr	-	
Apr 30,74				20¢											
May 1,72 Nov 1,72	B \$5.15 5.31	8%	35¢	10¢	-	\$6.08 6.35	(2) OPC 2¢	9/45	1.1/2x	1.1/2x	2x	2nd & 3rd 1.1/8x	2 x 10 mins	4 hrs	1 hr
Apr 30,73				20¢											
May 1,72 Nov 1,72	B \$5.45 5.70	8%	35¢	10¢	-	\$6.44 6.80	(2) OPC 5¢	8½ /42½	1.1/2x	2x	2x	2nd 1.2/15x	2 x 10 mins	4 hrs	1 hr
Apr 30,73				20¢											
Mar 23,72 May 1,72 Oct 1,72 Jan 1,73 May 1,73	RdST \$4.40 4.60 4.80 5.00 5.20	8%	35¢	-	-	\$5.10 5.42 5.63 5.85 6.17	-	RdS 10/50 T 9/45	1.1/2x	1.1/2x	2x	2nd 50¢/hr	2 x 10 mins	4 hrs	1 hr
Dec 31,73				20¢											

Table 9 (cont'd.)

Location and Union	WAGE AND RELATED PAYMENTS FOR REGULARLY SCHEDULED DAYTIME HOURS							SPECIAL FUNDS	STANDARD HOURS	OVERTIME			SHIP PREMIUM
	Effective Date	Hourly Rate	Vaca- tion	Health and Welfare	Pen- sion	S.U.B.	Total			After Daily Hours	Saturday	Sunday and Holidays	
Niagara Region (53) (cont'd.)													
Labourers, Loc. 837													
Haldimand, Lincoln & Welland Counties (Northwest part of Lincoln also included in Loc. 837's Hamilton Agrt.)	Jun 30,72	RdS \$4.30	6%	35¢	10¢	-	\$5.01	-	10/50	1.1/2x	1.1/2x	2x	2nd & 50¢/
	Jan 1,73	4.70	"	"	"	-	5.43	-	until Dec				
	May 1,73	"	"	"	20¢	-	5.53	-	31/73				
	Jul 1,73	4.90	"	"	"	-	5.74	-					
	Jun 30,72	T \$4.60	6%	35¢	10¢	-	\$5.33	-	9/45	1.1/2x	1.1/2x	2x	2nd & 50¢/
	Oct 1,72	4.80	"	"	"	-	5.54	-	until Dec				
	Jan 1,73	5.00	"	"	"	-	5.75	-	31/73				
	May 1,73	5.20	"	"	20¢	-	6.06	-					
	Apr 1,74												
Labourers, Loc. 1081 (54, 56, 57)													
Brant County													
Nov 1,71	CI \$4.65	7%	30¢	-	-	\$5.28	-	8½/	1.1/2x	2x	2x	2nd & 1.1/	
May 1,72	4.95	"	"	-	-	5.60	-	42½					
Nov 1,72	5.20	"	"	-	-	5.86	-						
Aug 6,70	R \$3.95	7%	30¢	-	-	\$4.33	-	(3) /48	2x	-	2x	2nd & 1.1/	
May 1,72	4.35	"	"	-	-	4.95	-		after wkly hrs				
Nov 1,72	4.50	"	"	-	-	5.12	-						
	Apr 30,73												
Labourers, Loc. 1081 (52, 54, 56, 57)													
Brant County													
May 1,71	RdS \$3.30	6%	10¢	-	-	\$3.60	-	(3) /52½	1.1/2x	1.1/2x	Sun 2x, Hol 1½x	-	
May 1,72	3.75	"	"	-	-	4.08	-		after 12 hrs				
May 1,73	4.15	"	20¢	-	-	4.60	-	1/72					
	Apr 30,74							(3) /50					
Lake Erie Region (54)													
Labourers, Loc. 1059 (56,57)													
Elgin & Oxford Counties													
Jun 12,72	CI \$4.85	7%	10¢	10¢	-	\$5.39	-	8½/	2x	2x	2x	2nd & 1.1/2	
Nov 1,72	5.05	"	"	"	-	5.60	-	42½					
Feb 1,73	5.20	"	"	"	-	5.76	-						
Middlesex County													
Jun 12,72	CI \$5.25	7%	10¢	10¢	-	\$5.82	-	8½/	2x	2x	2x	2nd & 1.1/2	
Nov 1,72	5.45	"	"	"	-	6.03	-	42½					
Feb 1,73	5.60	"	"	"	-	6.19	-						
	Apr 30,73												
Labourers, Loc. 1059 (56,57)													
Elgin, Middlesex & Oxford Counties													
Aug 31,71	Rd \$3.50	6%	10¢	-	-	\$3.81	-	(3) /110	1.1/2x	-	2x	-	
Jul 16,72	3.80	7%	"	-	-	4.17	-	bi- wkly	after 110 hrs				
Mar 1,73	4.05	"	"	-	-	4.43	-		bi-wkly				

Table 9 (cont'd.)

Location	WAGE AND RELATED PAYMENTS FOR REGULARLY SCHEDULED DAYTIME HOURS								SPECIAL FUNDS	STANDARD HOURS	OVERTIME			SHIFT PREMIUMS	WORK BREAKS	REPORTING PAY	
	Effective Date	Hourly Rate	Vacation	Health and Welfare	Pension	S.U.B.	Total	After Daily Hours			Saturday	Sunday and Holidays	General			Inclement Weather	
In & of included Hamilton	Jun 30,72	RdS \$4.30	6%	(9) 35¢	10¢	-	\$5.01	-	10/50 until Dec 31/73	1.1/2x	1.1/2x	2x	2nd 50¢/hr	2 x 10 mins	4 hrs	1 hr	
	Jan 1,73	4.70	"	"	"	-	5.43	-									
	May 1,73	"	"	"	20¢	-	5.53	-									
	Jul 1,73	4.90	"	"	"	-	5.74	-									
(54, 56,	Jun 30,72	T \$4.60	6%	(9) 35¢	10¢	-	\$5.33	-	9/45 until Dec 31/73	1.1/2x	1.1/2x	2x	2nd 50¢/hr	2 x 10 mins	4 hrs	1 hr	
	Oct 1,72	4.80	"	"	"	-	5.54	-									
	Jan 1,73	5.00	"	"	"	-	5.75	-									
	May 1,73	5.20	"	"	20¢	-	6.06	-									
	Apr 1,74	1.74															
nd & .1/	Nov 1,71	CI \$4.65	7%	30¢	-	-	\$5.28	-	8½/42½	1.1/2x	2x	2x	2nd & 3rd 1.1/7x	2 x 10 mins	2 hrs	-	
	May 1,72	4.95	"	"	-	-	5.60	-									
	Nov 1,72	5.20	"	"	-	-	5.86	-									
(52, 54,	Aug 5,70	R \$3.95	7%	30¢	-	-	\$4.53	-	(3) /48	2x after-wkly hrs	-	2x	2nd & 3rd 1.1/7x	2 x 10 mins	2 hrs	-	
	May 1,72	4.35	"	"	-	-	4.95	-									
	Nov 1,72	4.50	"	"	-	-	5.12	-									
	Apr 30,73																
(56,57)	May 1,71	RdS \$3.30	6%	10¢	-	-	\$3.60	-	(3) /52½	1.1/2x after 12 hrs	1.1/2x after 12 noon	Sun 2x, Hol 1½x	-	2 x 10 mins	1 hr	-	
	May 1,72	3.75	"	"	-	-	4.08	-									
	May 1,73	4.15	"	20¢	-	-	4.60	-	(3) /50								
County	Jun 12,72	CI \$4.85	7%	10¢	10¢	-	\$5.39	-	8½/42½	2x	2x	2x	2nd & 3rd 1.1/2x	2 x 10 mins	4 hrs	1 hr	
	Nov 1,72	5.05	"	"	"	-	5.60	-									
	Feb 1,73	5.20	"	"	"	-	5.76	-									
(56,57)	Jun 12,72	CI \$5.25	7%	10¢	10¢	-	\$5.82	-	8½/42½	2x	2x	2x	2nd & 3rd 1.1/2x	2 x 10 mins	4 hrs	1 hr	
	Nov 1,72	5.45	"	"	"	-	6.03	-									
	Feb 1,73	5.60	"	"	"	-	6.19	-									
x &	Aug 31,71	Rd \$3.50	6%	10¢	-	-	\$3.81	-	(3) /110 bi-wkly	1.1/2x after 110 hrs bi-wkly	-	2x	-	2x, no duration given	2 hrs	2 hrs	
	Jul 16,72	3.80	7%	"	-	-	4.17	-									
	Mar 1,73	4.05	"	"	-	-	4.43	-									

Table 9 (cont'd.)

Location and Union	WAGE AND RELATED PAYMENTS FOR REGULARLY SCHEDULED DAYTIME HOURS							SPECIAL FUNDS	STANDARD HOURS	OVERTIME			SHIFT PREMIUMS	V BR	Eff I	
	Effective Date	Hourly Rate	Vaca- tion	Health and Welfare	Pen- sion	S.U.B.	Total			After Daily Hours	Saturday	Sunday and Holidays				
<u>Lake Erie Region (54)</u>																
Labourers, Loc. 1059 (56, 57)																
Elgin, Middlesex & Oxford Counties (cont'd.)	Aug 31,71	S	\$3.60	6%	10¢	-	-	\$3.92	-	(3) /50	1.1/2x after wkly hrs	-	2x	2nd & 3rd 20¢/hr	2 d t g	Aug Jul Nov
	Jul 16,72		3.90	7%	"			4.27								
	Nov 1,72		4.5	"	"			4.54								
	Jul 15,73		15.73													
Labourers, Loc. 1059 (56, 57)																
Elgin & Oxford Counties	Jun 12,72	R	\$4.85	4%	10¢	10¢	-	\$5.24	-	(3) /48	1.1/2x after wkly hrs	1.1/2x	1.1/2x	-		Jun Nov
	Nov 1,72		5.05	"	"	"		5.45								
Middlesex County	Jun 12,72	R	\$5.25	4%	10¢	10¢	-	\$5.66	-	(3) /48	1.1/2x after wkly hrs	1.1/2x	1.1/2x	-		Jun Nov
	Nov 1,72		5.45	"	"	"		5.87								
	Dec 31,72		31.72													
Labourers, Loc. 1081 (53)																
Norfolk County	Nov 1,71	CI	\$4.65	7%	30¢	-	-	\$5.28	-	8½ /42½	1.1/2x	2x	2x	2nd & 3rd 1.1/7x	2 m	Nov May Nov
	May 1,72		4.95	"	"			5.60								
	Nov 1,72		5.20	"	"			5.86								
	Aug 6,70	R	\$3.95	7%	30¢	-	-	\$4.53	-	(3) /48	2x after wkly hrs	2x after wkly hrs	2x	2nd & 3rd 1.1/7x	2 m	Aug May Nov
	May 1,72		4.35	"	"			4.95								
	Nov 1,72		4.50	"	"			5.12								
	Apr 30,73		30.73													
Labourers, Loc. 1081 (52, 53, 56, 57)																
Norfolk County	May 1,71	RdS	\$3.30	6%	10¢	-	-	\$3.60	-	(3) /52½	1.1/2x after 12 hrs	1.1/2x after noon	Sun 2x, Hol 1½x	-	2 m	May May May
	May 1,72		3.75	"	"			4.08								
	May 1,73		4.15	"	20¢			4.60		1/72						
	Apr 30,74		30.74							(3) /50						
<u>Lake St. Clair Region (55)</u>																
Labourers, Loc. 625																
Essex County	Jul 1,71	CI	\$5.32	(1) 8%	10¢	(10)	-	\$5.85	IF 2¢	8/40	2x	2x	2x	2nd & 3rd 1.1/7x	2 m	Jul May
	May 1,72		5.67	"	20¢			6.32								
	Apr 30,73		30.73													

Table 9 (cont'd.)

WAGE AND RELATED PAYMENTS FOR REGULARLY SCHEDULED DAYTIME HOURS														LABOURER	
Effective Date	Hourly Rate	Vacation	Health and Welfare	Pension	S.U.B.	Total	SPECIAL FUNDS	STANDARD HOURS	OVERTIME			SHIFT PREMIUMS	WORK BREAKS	REPORTING PAY	
									After Daily Hours	Saturday	Sunday and Holidays			General	Inclement Weather
Aug 31,71 Jul 16,72 Nov 1,72	S 4.15 Jul 15,73	6% 7% "	10¢ " "	- - -	- -	\$3.92 4.27 4.54	-	(3) /50	1.1/2x after wkly hrs	-	2x	2nd & 3rd 20¢/hr	2x, no dura- tion given	2 hrs	2 hrs
Jun 12,72 Nov 1,72	R 5.05	4% "	10¢ "	10¢ "	- -	\$5.24 5.45	-	(3) /48	1.1/2x after wkly hrs	1.1/2x	1.1/2x	-	-	-	-
Jun 12,72 Nov 1,72	R 5.45 Dec 31,72	4% "	10¢ "	10¢ "	- -	\$5.66 5.87	-	(3) /48	1.1/2x after wkly hrs	1.1/2x	1.1/2x	-	-	-	-
Nov 1,71 May 1,72 Nov 1,72	CI 4.95 5.20	7% " "	30¢ " "	- -	- -	\$5.28 5.60 5.86	-	8½ /42½	1.1/2x	2x	2x	2nd & 3rd 1.1/7x	2 x 10 mins	2 hrs	-
Aug 6,70 May 1,72 Nov 1,72	R 4.35 4.50 Apr 30,73	7% " "	30¢ " "	- -	- -	\$4.53 4.95 5.12	-	(3) /48	2x after wkly hrs	2x after wkly hrs	2x	2nd & 3rd 1.1/7x	2 x 10 mins	2 hrs	-
May 1,71 May 1,72 May 1,73	RdS 3.75 4.15 Apr 30,74	6% " "	10¢ " 20¢	- -	- -	\$3.60 4.08 4.60	-	(3) /52½ May 1/72 (3) /50	1.1/2x after 12 hrs	1.1/2x after noon	Sun 2x, Hol 1½x	-	2 x 10 mins	1 hr	-
Jul 1,71 May 1,72	CI 5.67 Apr 30,73	(1) 8% "	10¢ 20¢	(10)	-	\$5.85 6.32	IF 2¢	8/40	2x	2x	2x	2nd & 3rd 1.1/7x	2 x 10 mins	2 hrs	2 hrs

Table 9 (cont'd.)

Location and Union	WAGE AND RELATED PAYMENTS FOR REGULARLY SCHEDULED DAYTIME HOURS							SPECIAL FUNDS	STANDARD HOURS	OVERTIME			SHIFT PREMIUM	
	Effective Date	Hourly Rate	Vaca- tion	Health and Welfare	Pen- sion	S.U.B.	Total			After Daily Hours	Saturday	Sunday and Holidays		
Lake St. Clair Region (55) (cont'd.)														
Labourers, Loc. 625														
Essex County	May 1,71	R \$5.32	8%	10¢	(10)	-	\$5.85	-	8/40	2x	2x	2x	2nd & 1.1/7	
	May 1,72	5.62	"	20¢			6.27							
		Apr 30,73												
Labourers, Loc. 749														
Kent County	May 1,71	B \$4.23	(1) 8%	15¢	(10)	-	\$4.72	IF 2¢	8½/42½	2x	2x	2x	2nd & 1.1/7	
	May 1,72	4.48	"	"			4.99							
		Apr 30,73												
Labourers, Loc. 625, 749														
Essex County	Jan 1,72	RdS \$4.82	(1) 8%	10¢	(10)	-	\$5.31	-	(3) /50	1.1/2x after wkly hrs	1.1/2x	2x	-	749
	Apr 1,72	5.02	"	20¢			5.62							
	Jan 1,73	5.42	"	"			6.05							
	Jan 1,74	(11) 5.67	"	"			6.32							
	Jan 1,72	T \$4.92	(1) 8%	10¢	(10)	-	\$5.41							
	Apr 1,72	5.12	"	20¢			5.73							
	Jan 1,73	5.52	"	"			6.16							
	Jan 1,74	(11) 5.77	"	"			6.43							
Kent County	Jan 1,72	RdST \$4.23	(1) 8%	15¢	(10)	-	\$4.72	-	(3) /50	1.1/2x after wkly hrs	1.1/2x	2x	-	
	May 1,72	(12) 4.48	"	"			4.99							
		Apr 30,75												
Labourers, Loc. 1089														
Lambton County	May 1,72	B \$5.56	7%	5¢	10¢	-	\$6.10	-	8/40	2x	2x	2x	2nd 1.1/7x	
	May 1,73	5.96	"	"	"		6.53						3rd	
	May 1,74	6.39	"	"	"		6.99						1.1/3x	
		Apr 30,75												
Labourers, Loc. 1089														
Lambton County	May 1,71	(13) RdS \$4.60	7%	-	-	-	\$4.92	-	(3) /100 bi- wkly	1.1/2x after 100 hrs bi-wkly	-	1.1/2x	-	
	May 1,72	5.00	"				5.35							
	May 1,71	(14) RdS \$4.10	7%	-	-	-	\$4.39							
	May 1,72	4.45	"				4.76							
	May 1,71	T \$5.00	7%	-	-	-	\$5.35							
	May 1,72	5.45	"				5.83							
		Jun 30,73												

Table 9 (cont'd.)

Job	WAGE AND RELATED PAYMENTS FOR REGULARLY SCHEDULED DAYTIME HOURS								SPECIAL FUNDS	STANDARD HOURS	OVERTIME			SHIFT PREMIUMS	WORK BREAKS	LABOURER REPORTING PAY	
	Effective Date	Hourly Rate	Vacation	Health and Welfare	Pension	S.U.B.	Total	After Daily Hours			Saturday	Sunday and Holidays	General			Inclement Weather	
55)	May 1,71 May 1,72	R \$5.32 5.62 Apr 30,73	8% " "	10¢ 20¢ "	(10) " "	- " "	\$5.85 6.27	-	8/40	2x	2x	2x	2nd & 3rd 1.1/7x	2 x 10 mins	2 hrs	2 hrs	
	May 1,71 May 1,72	B \$4.23 4.48 Apr 30,73	(1) 8% "	15¢ " "	(10) " "	- " "	\$4.72 4.99	IF 2¢	8 1/2/ 4 1/2	2x	2x	2x	2nd & 3rd 1.1/7x	2 x 10 mins	2 hrs	2 hrs	
749	Jan 1,72 Apr 1,72 Jan 1,73 Jan 1,74	RdS \$4.82 5.02 5.42 (11) 5.67	(1) 8% " "	10¢ 20¢ " "	(10) " "	- " "	\$5.31 5.62 6.05 6.32	-	(3) /50	1.1/2x after wkly hrs	1.1/2x	2x	-	2 x 10 mins	2 hrs	2 hrs	
	Jan 1,72 Apr 1,72 Jan 1,73 Jan 1,74	T \$4.92 5.12 5.52 (11) 5.77	(1) 8% " "	10¢ 20¢ " "	(10) " "	- " "	\$5.41 5.73 6.16 6.43	-									
	Jan 1,72 May 1,72	RdST \$4.23 (12) 4.48 Apr 30,75	(1) 8% "	15¢ " "	(10) " "	- " "	\$4.72 4.99	-	(3) /50	1.1/2x after wkly hrs	1.1/2x	2x	-	2 x 10 mins	2 hrs	2 hrs	
	May 1,72 May 1,73 May 1,74	B \$5.56 5.96 6.39 Apr 30,75	7% " "	5¢ " "	10¢ " "	- " "	\$6.10 6.53 6.99	-	8/40	2x	2x	2x	2nd 1.1/7x, 3rd 1.1/3x	2 x 10 mins	2 hrs	2 hrs	
	May 1,71 May 1,72	RdS \$4.60 5.00	(13) 7% "	- " "	- " "	- " "	\$4.92 5.35	-	(3) /100 bi- wkly	1.1/2x after 100 hrs bi-wkly	-	1.1/2x	-	2 x 10 mins	-	2 hrs	
	May 1,71 May 1,72	RdS \$4.10 4.45	(14) 7% "	- " "	- " "	- " "	\$4.39 4.76	-									
	May 1,71 May 1,72	T \$5.00 5.45 Jun 30,73	7% " "	- " "	- " "	- " "	\$5.35 5.83	-									

Table 9 (cont'd.)

Location and Union	WAGE AND RELATED PAYMENTS FOR REGULARLY SCHEDULED DAYTIME HOURS							SPECIAL FUNDS	STANDARD HOURS	OVERTIME			SHIFT PREMIUMS	V BR
	Effective Date	Hourly Rate	Vaca- tion	Health and Welfare	Pen- sion	S.U.B.	Total			After Daily Hours	Saturday	Sunday and Holidays		
Midwestern Ontario Region (56)														
Labourers, Loc. 1059 (54, 57)														
Huron & Perth Counties	Jun 12,72	CI \$4.85	7%	10¢	10¢	-	\$5.39	-	8½/42½	2x	2x	2x	2nd & 3rd 1.1/2x	56)
	Nov 1,72	5.05	"	"	"	-	5.60							57)
	Feb 1,73	5.20	"	"	"	-	5.76							
		Apr 30,73												
Labourers, Loc. 1059 (54, 57)									(3) /48					57)
Huron & Perth Counties	Jun 12,72	R \$4.85	4%	10¢	10¢	-	\$5.24	-		1.1/2x after wkly hrs	1.1/2x	1.1/2x	-	s
	Nov 1,72	5.05	"	"	"	-	5.45							
		Dec 31,72												
Labourers, Loc. 1059 (54, 57)									(3) /110					57)
Huron & Perth Counties	Aug 31,71	Rd \$3.50	6%	10¢	-	-	\$3.81	-		1.1/2x after 110 hrs bi-wkly	-	2x	-	s
	Jul 16,72	3.80	7%	"	-	-	4.17							
	Mar 1,73	4.05	"	"	-	-	4.43							
									(3) /50					
	Aug 31,71	S \$3.60	6%	10¢	-	-	\$3.92	-		1.1/2x after wkly hrs	-	2x	2nd & 3rd 20¢/hr	s
	Jul 16,72	3.90	7%	"	-	-	4.27							
	Nov 1,72	4.15	"	"	-	-	4.54							
		Jul 15,73												
Labourers, Loc. 1081 (53, 54, 57)														54,
Waterloo & Wellington Counties	Nov 1,71	CI \$4.35	7%	30¢	-	-	\$4.95	-	8½/42½	1.1/2x	2x	2x	2nd & 3rd 1.1/7x	
	May 1,72	4.70	"	"	-	-	5.33							
	Nov 1,72	5.00	"	"	-	-	5.65							
									(3) /48					
	Aug 6,70	R \$3.75	7%	30¢	-	-	\$4.31	-		2x after wkly hrs	2x after wkly hrs	2x	2nd & 3rd 1.1/7x	
	May 1,72	4.10	"	"	-	-	4.69							
	Nov 1,72	4.35	"	"	-	-	4.95							
		Apr 30,73												
Labourers, Loc. 108i (52, 53, 54, 57)														53,
Waterloo & Wellington Counties	May 1,71	RdS \$3.30	6%	10¢	-	-	\$3.60	-	(3) /52½	2.1/2x after 12 hrs	1.1/2x after 12 noon	Sun 2x, Hol 1½x	-	2
	May 1,72	3.75	"	"	-	-	4.08		May					
	May 1,73	4.15	"	20¢	-	-	4.60		1/72					
		Apr 30,74							(3) /50					
Georgian Bay Region (57)														
Labourers, Loc. 493 (51, 58)														58)
Parry Sound District	Nov 28,71	Rd \$3.60	7%	10¢	-	-	\$3.95	-	(3) /110	1.1/2x after 110 hrs bi-wkly	-	2x	-	2x du ti gi
	Aug 1,72	4.13	"	"	-	-	4.52		bi- wkly					
	Jun 1,73	4.43	"	"	-	-	4.84							

Table 9 (cont'd.)

															LABOURER	
WAGE AND RELATED PAYMENTS FOR REGULARLY SCHEDULED DAYTIME HOURS								SPECIAL FUNDS	STANDARD HOURS	OVERTIME			SHIFT PREMIUMS	WORK BREAKS	REPORTING PAY	
Effective Date	Hourly Rate	Vaca- tion	Health and Welfare	Pen- sion	S.U.B.	Total	After Daily Hours			Saturday	Sunday and Holidays	General			Inclment Weather	
56)																
57)	Jur. 12,72	CI \$4.85	7%	10¢	10¢	-	\$5.39	-	8½/ 42½	2x	2x	2x	2nd & 3rd 1.1/2x	2 x 10 mins	4 hrs	1 hr
	Nov 1,72	5.05	"	"	"	-	5.60									
	Feb 1,73	5.20	"	"	"	-	5.76									
	Apr 30,73															
57)	Jun 12,72	R \$4.85	4%	10¢	10¢	-	\$5.24	-	(3) /48	1.1/2x after wkly hrs	1.1/2x	1.1/2x	-	-	-	-
	Nov 1,72	5.05	"	"	"	-	5.45									
	Dec 31,72															
57)	Aug 31,71	Rd \$3.50	6%	10¢	-	-	\$3.81	-	(3) /110	1.1/2x after	-	2x	-	2x, no dura- tion given	2 hrs	2 hrs
	Jul 16,72	3.80	7%	"			4.17		bi- wkly	110 hrs bi-wkly						
	Mar 1,73	4.05	"	"			4.43									
	Aug 31,71	S \$3.60	6%	10¢	-	-	\$3.92	-	(3) /50	1.1/2x after wkly hrs	-	2x	2nd & 3rd 20¢/hr	2x, no dura- tion given	2 hrs	2 hrs
	Jul 16,72	3.90	7%	"			4.27									
	Nov 1,72	4.15	"	"			4.54									
	Jul 15,73															
54,	Nov 1,71	CI \$4.35	7%	30¢	-	-	\$4.95	-	8½/ 42½	1.1/2x	2x	2x	2nd & 3rd 1.1/7x	2 x 10 mins	2 hrs	-
	May 1,72	4.70	"	"			5.33									
	Nov 1,72	5.00	"	"			5.65									
	Aug 6,70	R \$3.75	7%	30¢	-	-	\$4.31	-	(3) /48	2x after wkly hrs	2x after wkly hrs	2x	2nd & 3rd 1.1/7x	2 x 10 mins	2 hrs	-
	May 1,72	4.10	"	"			4.69									
	Nov 1,72	4.35	"	"			4.95									
	Apr 30,73															
53,	May 1,71	RdS \$3.30	6%	10¢	-	-	\$3.60	-	(3) /52½	1.1/2x after	1.1/2x after	Sun 2x, Hol 1½x	-	2 x 10 mins	1 hr	-
	May 1,72	3.75	"	"			4.08		May 1/72	12 hrs	12 noon					
	May 1,73	4.15	"	20¢			4.60		(3) /50							
	Apr 30,74															
58)	Nov 28,71	Rd \$3.60	7%	10¢	-	-	\$3.95	-	(3) /110	1.1/2x after	-	2x	-	2x, no dura- tion given	2 hrs	2 hrs
	Apr 1,72	4.13	"	"			4.52		bi- wkly	110 hrs bi-wkly						
	1,73	4.43	"	"			4.84									

Table 9 (cont'd.)

Location and Union	WAGE AND RELATED PAYMENTS FOR REGULARLY SCHEDULED DAYTIME HOURS							SPECIAL FUNDS	STANDARD HOURS	OVERTIME			SHIFT PREMIUM	
	Effective Date	Hourly Rate	Vaca- tion	Health and Welfare	Pen- sion	S.U.B.	Total			After Daily Hours	Saturday	Sunday and Holidays		
<u>Georgian Bay Region (57)</u> (cont'd.)														
Labourers, Loc. 493 (51, 58)														
Parry Sound District (cont'd.)	Nov 28,71	S \$3.60	7%	10¢	-	-	\$3.95	-	10/50	1.1/2x after wkly hrs	-	2x	2nd & 3rd 20¢/hr	
	Aug 1,72	4.13	"	"			4.52							
	Nov 1,72	4.43	"	"			4.84							
	Dec 31,73													
Labourers, Loc. 506														
Simcoe County	Nov 1,72	CI \$3.55	8%	25¢	-	-	\$4.08	-	8/40	1.1/2x 1st 3 hrs 2x after	2x	2x	1.1/8x	
	Jan 1,73	3.75	"	"			4.30							
	Mar 1,73	3.75	"	30¢			4.35							
	Apr 30,73													
Labourers, Loc. 1059 (54, 56)														
Bruce County	Jun 12,72	CI \$4.85	7%	10¢	10¢	-	\$5.39	-	8 1/2 /42 1/2	2x	2x	2x	2nd & 3rd 1.1/2x	
	Nov 1,72	5.05	"	"	"		5.60							
	Feb 1,73	5.20	"	"	"		5.76							
	Apr 30,73													
Labourers, Loc. 1059 (54, 56)														
Bruce County	Jun 12,72	R \$4.85	4%	10¢	10¢	-	\$5.24	-	(3) /48	1.1/2x after wkly hrs	1.1/2x	1.1/2x	-	
	Nov 1,72	5.05	"	"	"		5.45							
	Dec 31,72													
Labourers, Loc. 1059 (54, 56)														
Bruce County	Aug 31,71	Rd \$3.50	6%	10¢	-	-	\$3.81	-	(3) /110	1.1/2x after 110 hrs bi-wkly	-	2x	-	
	Jul 16,72	3.80	7%	"			4.17							
	Mar 1,73	4.05	"	"			4.43							
	Aug 31,71	S \$3.60	6%	10¢	-	-	\$3.92	-	(3) /50	1.1/2x after wkly hrs	-	2x	2nd & 3rd 20¢/hr	
	Jul 16,72	3.90	7%	"			4.27							
	Nov 1,72	4.15	"	"			4.54							
	Jul 15,73													
Labourers, Loc. 1081 (53, 54, 56)														
Dufferin & Grey Counties	Nov 1,71	CI \$4.35	7%	30¢	-	-	\$4.95	-	8 1/2 /42 1/2	1.1/2x	2x	2x	2nd & 3rd 1.1/7x	
	May 1,72	4.70	"	"			5.33							
	Nov 1,72	5.00	"	"			5.65							
	Aug 6,70	R \$3.75	7%	30¢	-	-	\$4.31	-	(3) /48	2x after wkly hrs	2x after wkly hrs	2x	2nd & 3rd 1.1/7x	
	May 1,72	4.10	"	"			4.69							
	Nov 1,72	4.35	"	"			4.95							
	Apr 30,73													

Footnotes to Table 9 on page 64

Table 9 (cont'd.)

Locality	WAGE AND RELATED PAYMENTS FOR REGULARLY SCHEDULED DAYTIME HOURS								SPECIAL FUNDS	STANDARD HOURS	OVERTIME			SHIFT PREMIUMS	WEEK BREAKS	REPORTING PAY	
	Effective Date	Hourly Rate	Vaca- tion	Health and Welfare	Pen- sion	S.U.B.	Total	After Daily Hours			Saturday	Sunday and Holidays	General			Inclement Weather	
(51, 58)																	
District	Nov 28,71	S \$3.60	7%	10¢	-	-	\$3.95	-	10/50	1.1/2x	-	2x	2nd & 3rd 2¢/hr	2x, no dura- tion given	2 hrs	2 hrs	
	Aug 1,72	4.13	"	"			4.52			after wkly hrs							
	Nov 1,72	4.43	"	"			4.84										
	Dec 31,73																
	Nov 1,72	CI \$3.55	8%	25¢	-	-	\$4.08	-	8/40	1.1/2x	2x	2x	1.1/8x	2 x 10 mins	2 hrs	1 hr	
	Jan 1,73	3.75	"	"			4.30			1st 5 hrs 2x after							
	Mar 1,73	3.75	"	30¢			4.35										
	Apr 30,73																
(54, 56)																	
	Jun 12,72	CI \$4.85	7%	10¢	10¢	-	\$5.39	-	8½	2x	2x	2x	2nd & 3rd 1.1/2x	2 x 10 mins	4 hrs	(14)	
	Nov 1,72	5.05	"	"	"		5.60		/42½								
	Feb 1,73	5.20	"	"	"		5.76										
	Apr 30,73																
(54, 56)																	
	Jun 12,72	R \$4.85	4%	10¢	10¢	-	\$5.24	-	(3)	1.1/2x	1.1/2x	1.1/2x	-	-	-	-	
	Nov 1,72	5.05	"	"	"		5.45		/48	after wkly hrs							
	Dec 31,72																
(54, 56)																	
	Aug 31,71	Rd \$3.50	6%	10¢	-	-	\$3.81	-	(3)	1.1/2x	-	2x	-	2x, no dura- tion given	2 hrs	2 hrs	
	Jul 16,72	3.80	7%	"			4.17		/110	after 110 hrs bi-wkly							
	Mar 1,73	4.05	"	"			4.43		bi- wkly								
	Aug 31,71	S \$3.60	6%	10¢	-	-	\$3.92	-	(3)	1.1/2x	-	2x	2nd & 3rd 20¢/hr	2x, no dura- tion given	2 hrs	2 hrs	
	Jul 16,72	3.90	7%	"			4.27		/50	after wkly hrs							
	Nov 1,72	4.15	"	"			4.54										
	Jul 15,73																
(53, 54,																	
Counties	Nov 1,71	CJ \$4.35	7%	30¢	-	-	\$4.95	-	8½	1.1/2x	2x	2x	2nd & 3rd 1.1/7x	2 x 10 mins	2 hrs	-	
	May 1,72	4.70	"	"			5.33		/42½								
	Nov 1,72	5.00	"	"			5.65										
	Aug 6,70	R \$3.75	7%	30¢	-	-	\$4.31	-	(3)	2x after wkly hrs	2x after wkly hrs	2x	2nd & 3rd 1.1/7x	2 x 10 mins	2 hrs	-	
	May 1,72	4.10	"	"			4.69		/48								
	Nov 1,72	4.35	"	"			4.95										
	Apr 30,73																

Table 9 (cont'd.)

Location and Union	WAGE AND RELATED PAYMENTS FOR REGULARLY SCHEDULED DAYTIME HOURS							SPECIAL FUNDS	STANDARD HOURS	OVERTIME			SHIFT PREMIUMS	V. BR	E
	Effective Date	Hourly Rate	Vacation	Health and Welfare	Pension	S.U.B.	Total			After Daily Hours	Saturday	Sunday and Holidays			
<u>Georgian Bay Region (57)</u> (cont'd.)															
Labourers, Loc. 1081 (52, 53, 54, 56)															
Dufferin & Grey Counties	May 1,71	RdS \$3.30	6%	10¢	-	-	\$3.60	-	(3)	1.1/2x	1.1/2x	Sun 2x,	-	2	May
	May 1,72	3.75	"	"	-	-	4.08	-	/52½	after	after	Hol 1½x	-	m	May
	May 1,73	4.15	"	20¢	-	-	4.60	-	1/72	12 hrs	12 noon		-	m	May
	Apr 30,74								(3)/50						
<u>Northeastern Ontario Region(58)</u>															
Labourers, Loc. 493															
Cochrane District	Nov 1,71	B \$4.55	(1) 8%	-	-	-	\$4.91	-	(15) /45	1.1/2x	1.1/2x	2x	2nd & 3rd	2	Nov
Cochrane, Iroquois Falls & Timmins	Aug 14,72	4.80	"	-	-	-	5.18	-		1st 2 hrs,	after		25¢/hr	m	Aug
	Apr 30,73									2x after	1 pm,				
											2x after	3 pm			
Labourers, Loc. 493															
Nipissing District	May 30,72	B \$3.00	7%	-	-	-	\$3.21	-	8/40	1.1/2x	2x	2x	2nd	2	May
North Bay & Sturgeon Falls	Jun 5,72	3.75	8%	-	-	-	4.05	-		1st 2 hrs,			1.1/15x,	m	Jun
	Nov 1,72	4.00	"	10¢	-	-	4.42	-		2x after			3rd	m	Nov
	May 1,73	4.25	"	"	-	-	4.69	-					1.1/7x	m	May
	Nov 1,73	4.50	"	"	10¢	-	5.06	-						m	Nov
	May 1,74														
Labourers, Loc. 493															
Sudbury District	May 1,72	B \$4.70	(1) 8%	10¢	10¢	-	\$5.28	(2) OPC	8/40	2x	2x	2x	2nd & 3rd	2	May
Capreol, Coniston, Copper Cliff, Espanola, Levack, Lively & Sudbury	Jul 17,72	5.05	"	"	"	-	5.65	24					1.1/7x	m	Jul
	Nov 1,72	5.27	"	"	"	-	5.89							m	Nov
	Apr 30,73														
Labourers, Loc. 493 (51, 57)															
Cochrane, Manitoulin Island, Nipissing, Sudbury & Timiskaming Districts	Nov 28,71	Rd \$3.60	7%	10¢	-	-	\$3.95	-	(3) /110	1.1/2x	-	2x	-	2	Nov
	Aug 1,72	4.13	"	"	-	-	4.52	-	bi-wkly	after				du	Aug
	Jun 1,73	4.43	"	"	-	-	4.84	-		110 hrs				t	Jun
										bi-wkly				g	
	Nov 28,71	S \$3.60	7%	10¢	-	-	\$3.95	-	(3) /50	1.1/2x	-	2x	2nd & 3rd	2	Nov
	Aug 1,72	4.13	"	"	-	-	4.52	-		after			20¢/hr	du	Aug
	Nov 1,72	4.43	"	"	-	-	4.84	-		wkly hrs				t	Nov
	Dec 31,73													g	

Table 9 (cont'd.)

WAGE AND RELATED PAYMENTS FOR REGULARLY SCHEDULED DAYTIME HOURS							LABOURER		OVERTIME			SHIFT PREMIUMS		WORK BREAKS		REPORTING PAY	
Effective Date	Hourly Rate	Vaca- tion	Health and Welfare	Pen- sion	S.U.B.	Total	SPECIAL FUNDS	STANDARD HOURS	After Daily Hours	Saturday	Sunday and Holidays	SHIFT PREMIUMS	WORK BREAKS	General	Inclement Weather		
May 1,71	RdS \$3.30	6%	10¢	-	-	\$3.60	-	(3) /52½	1.1/2x after 12 hrs	1.1/2x after 12 noon	Sun 2x, Hol 1½x	-	2 x 10 mins	1 hr	-		
May 1,72	3.75	"	"	-	-	4.08	-	May 1/72									
May 1,73	4.15	"	20¢	-	-	4.60	-	(3) /50									
Apr 30,74																	
Nov 1,71	B \$4.55	(1) 8%	-	-	-	\$4.91	-	(15) /45	1.1/2x after 1st 2 hrs, 2x after	1.1/2x after 1 pm, 2x after 3 pm	2x	2nd & 3rd 25¢/hr	2 x 10 mins	2 hrs	2 hrs		
Aug 14,72	4.80	"	-	-	-	5.18	-										
Apr 30,73																	
May 30,72	B \$3.00	7%	-	-	-	\$3.21	-	8/40	1.1/2x after 1st 2 hrs, 2x after	2x	2x	2nd 1.1/15x, 3rd 1.1/7x	2 x 10 mins	2 hrs	2 hrs		
Jun 5,72	3.75	8%	-	-	-	4.05	-										
Nov 1,72	4.00	"	10¢	-	-	4.42	-										
May 1,73	4.25	"	"	-	-	4.69	-										
Nov 1,73	4.50	"	"	10¢	-	5.06	-										
May 1,74																	
May 1,72	B \$4.70	(1) 8%	10¢	10¢	-	\$5.28	(2) OPC 2¢	8/40	2x	2x	2x	2nd & 3rd 1.1/7x	2 x 10 mins	4 hrs	2 hrs		
Jul 17,72	5.05	"	"	"	-	5.65											
Nov 1,72	5.27	"	"	"	-	5.89											
Apr 30,73																	
Nov 28,71	Rd \$3.60	7%	10¢	-	-	\$3.95	-	(3) /110 bi- wkly	1.1/2x after 110 hrs bi-wkly	-	2x	-	2x,no dura- tion given	2 hrs	2 hrs		
Aug 1,72	4.13	"	"	-	-	4.52	-										
Jun 1,73	4.43	"	"	-	-	4.84	-										
Nov 28,71	S \$3.60	7%	10¢	-	-	\$3.95	-	(3) /50	1.1/2x after wkly hrs	-	2x	2nd & 3rd 20¢/hr	2x,no dura- tion given	2 hrs	2 hrs		
Aug 1,72	4.13	"	"	-	-	4.52	-										
Nov 1,72	4.43	"	"	-	-	4.84	-										
Dec 31,73																	

Table 9 (cont'd.)

Location and Union	WAGE AND RELATED PAYMENTS FOR REGULARLY SCHEDULED DAYTIME HOURS							SPECIAL FUNDS	STANDARD HOURS	OVERTIME			SHIP PREMIUM
	Effective Date	Hourly Rate	Vacation	Health and Welfare	Pension	S.U.B.	Total			After Daily Hours	Saturday	Sunday and Holidays	
Northeastern Ontario Region (58) (cont'd.)													
Labourers, Loc. 607 (59)													
Cochrane District	Sep 1,71	B \$4.90	8%	-	-	-	\$5.29	-	8/40	1.1/2x	2x	2x	2nd & 3rd
Cochrane, Hearst, Kapuskasing, Smooth Rock Falls & Timmins	Apr 1,72	5.20	"	-	-	-	5.62	-		1st 4 hrs, 2x after			1.1/7
	Sep 1,72	5.55	"	-	-	-	5.99	-					
		Apr 30,73											
Labourers, Loc. 607 (59)													
Cochrane District	Apr 1,72	ST \$3.60	8%	10¢	(10)	-	\$3.99	(2) OPC	(3) /50	1.1/2x	1.1/2x	2x	2nd & 3rd
Cochrane, Hearst, Kapuskasing, Smooth Rock Falls & Timmins	Sep 1,72	3.85	"	"	"	-	4.26	5¢					1.1/8
	May 1,73	4.25	"	"	"	-	4.69						3rd
	Sep 1,73	4.50	"	"	"	-	4.96						1.1/7
		Apr 30,74											
Labourers, Loc. 1036													
Algoma District (south of 49th parallel)	May 1,72	CI \$4.25	6%	20¢	-	-	\$4.71	-	8/40	1.1/2x	1.1/2x	2x	2nd & 3rd
	Aug 10,72	4.75	"	"	-	-	5.24	-		1st 2 hrs, 2x after	1st 4 hrs, 2x after		50¢/hr
	Dec 1,72	4.75	"	25¢	10¢	-	5.39	-					
	May 1,72	R \$4.25	6%	20¢	-	-	\$4.71	-	(3) /48	1.1/2x	1.1/2x	2x	2nd & 3rd
	Aug 10,72	4.75	"	"	-	-	5.24	-		after 48 hrs wkly, 2x after 50 hrs	1st 4 hrs, 2x after		50¢/hr
	Dec 1,72	4.75	"	25¢	10¢	-	5.39	-					
	May 1,72	RdS \$4.25	6%	20¢	-	-	\$4.71	-	(3) /50	1.1/2x	1.1/2x	2x	2nd & 3rd
	Aug 10,72	4.75	"	"	-	-	5.24	-		after 50 hrs wkly, 2x after 52 hrs	1st 4 hrs, 2x after		50¢/hr
	Dec 1,72	4.75	"	25¢	10¢	-	5.39	-					
		Apr 30,73											
Lakehead-Northwestern Ontario Region (59)													
Labourers, Loc. 607 (58)													
Entire Region	Sep 1,71	B \$4.90	8%	-	-	-	\$5.29	-	8/40	1.1/2x	2x	2x	2nd & 3rd
	Apr 1,72	5.20	"	-	-	-	5.62	-		1st 4 hrs, 2x after			1.1/7
	Sep 1,72	5.55	"	-	-	-	5.99	-					
		Apr 30,73											
Labourers, Loc. 607 (58)													
Entire Region	Apr 1,72	ST \$3.60	8%	10¢	(10)	-	\$3.99	(2) OPC	(3) /50	1.1/2x	1.1/2x	2x	2nd & 3rd
	Sep 1,72	3.85	"	"	"	-	4.26	5¢					1.1/8
	May 1,73	4.25	"	"	"	-	4.69						3rd
	Sep 1,73	4.50	"	"	"	-	4.96						1.1/7
		Apr 30,74											
Carpenters, Loc. 2693													
Thunder Bay District	Sep 1,71	B \$4.90	8%	-	-	-	\$5.29	-	8/40	1.1/2x	2x	2x	2nd & 3rd
	Apr 1,72	5.20	"	-	-	-	5.62	-		1st 4 hrs, 2x after			1.1/7
	Sep 1,72	5.55	"	-	-	-	5.99	-					
		Apr 30,73											

Footnotes to Table 9 on page 64

Table 9 (cont'd.)

65

LABOURER

Region	WAGE AND RELATED PAYMENTS FOR REGULARLY SCHEDULED DAYTIME HOURS							SPECIAL FUNDS	STANDARD HOURS	OVERTIME			SHIFT PREMIUMS	WORK BREAKS	REPORTING PAY	
	Effective Date	Hourly Rate	Vacation	Health and Welfare	Pension	S.U.B.	Total			After Usual Hours	Saturday	Sunday and Holidays			General	Inclement Weather
Region(58)																
(59)																
et rst, Smooth Timmins	Sep 1,71 Apr 1,72 Sep 1,72	B \$4.90 5.20 5.55	8% " "	- " "	- " "	- " "	\$5.79 5.62 5.99	-	8/40	1.1/2x 1st 4 hrs, 2x after	2x	2x	2nd & 3rd 1.1/7x	2 x 10 mins	2 hrs	2 hrs
(59)																
et rst, Smooth Timmins	Apr 1,72 Sep 1,72 May 1,73 Sep 1,73	ST \$3.60 3.85 4.25 4.50	8% " " "	10¢ " " "	(10) " " "	- " " "	\$3.99 4.26 4.69 4.96	(2) OPC 5¢	(3) /50	1.1/2x	1.1/2x	2x	2nd 1.1/8x, 3rd 1.1/7x	-	4 hrs	-
(south A)																
	May 1,72 Aug 10,72 Dec 1,72	CI \$4.25 4.75 4.75	6% " "	20¢ " 25¢	- " 10¢	- " 10¢	\$4.71 5.24 5.39	-	8/40	1.1/2x 1st 2 hrs, 2x after	1.1/2x 1st 4 hrs, 2x after	2x	2nd & 3rd 50¢/hr	2 x 10 mins	2 hrs	2 hrs
	May 1,72 Aug 10,72 Dec 1,72	R \$4.25 4.75 4.75	6% " "	20¢ " 25¢	- " 10¢	- " 10¢	\$4.71 5.24 5.39	-	(3) /48	1.1/2x after 48 hrs wkly, 2x after 50 hrs	1.1/2x 1st 4 hrs, 2x after	2x	2nd & 3rd 50¢/hr	2 x 10 mins	2 hrs	2 hrs
	May 1,72 Aug 10,72 Dec 1,72	RdS \$4.25 4.75 4.75	6% " "	20¢ " 25¢	- " 10¢	- " 10¢	\$4.71 5.24 5.39	-	(3) /50	1.1/2x after 50 hrs wkly, 2x after 52 hrs	1.1/2x 1st 4 hrs, 2x after	2x	2nd & 3rd 50¢/hr	2 x 10 mins	2 hrs	2 hrs
Ontario																
(58)																
	Sep 1,71 Apr 1,72 Sep 1,72	B \$4.90 5.20 5.55	8% " "	- " "	- " "	- " "	\$5.29 5.62 5.99	-	8/40	1.1/2x 1st 4 hrs, 2x after	2x	2x	2nd & 3rd 1.1/7x	2 x 10 mins	2 hrs	2 hrs
(58)																
	Apr 1,72 Sep 1,72 May 1,73 Sep 1,73	ST \$3.60 3.85 4.25 4.50	8% " " "	10¢ " " "	(10) " " "	- " " "	\$3.99 4.26 4.69 4.96	(2) OPC 5¢	(3) /50	1.1/2x	1.1/2x	2x	2nd 1.1/8x, 3rd 1.1/7x	-	4 hrs	-
3																
ric	Sep 1,71 pr 1,72 ep 1,72	B \$4.90 5.20 5.55	8% " "	- " "	- " "	- " "	\$5.29 5.62 5.99	-	8/40	1.1/2x 1st 4 hrs, 2x after	2x	2x	2nd & 3rd 1.1/7x	2 x 10 mins	2 hrs	-

Table 9 - Labourer

Footnotes

- (1) - Includes 4% vacation pay and 4% statutory holiday pay.
- (2) - Labourers Union Ontario Provincial District Council Industry Fund.
- (3) - Daily hours not specified.
- (4) - Rate effective until April 30, 1973. Rates between May 1, 1973 and April 30, 1975 will depend on those granted to Bricklayers Local 7 and Carpenters Local 93 when they renew their agreements in 1973.
- (5) - 10 hours daily Monday to Friday, 5 hours Saturday.
- (6) - Includes 4% vacation pay and 3% statutory holiday pay.
- (7) - Toward cost of negotiating and administering the agreement.
- (8) - Rate effective until October 31, 1973. Rates between November 1, 1973 and April 30, 1975 will depend on those granted to Bricklayers Local 2 and Carpenters Toronto District Council.
- (9) - Includes 5 cents for administration of health and welfare fund.
- (10) - Included in health and welfare payment.
- (11) - Rate effective until October 31, 1974. Rates between November 1, 1974 and April 30, 1975 will depend on those negotiated with other unions in the industrial, commercial and institutional sector of the industry in Essex County.
- (12) - Rate effective until April 30, 1973. Rates between May 1, 1973 and April 30, 1975 will depend on those negotiated with other unions in the industrial, commercial and institutional sector of the industry in Kent County.
- (13) - Rates apply to municipal work.
- (14) - Rates apply to provincial highway and county and township work.
- (15) - 8 hours daily Monday to Friday, 5 hours Saturday.

Table 10

HOURS, WAGES AND RELATED PAYMENTS FOR LATHERS
UNDER ONTARIO CONSTRUCTION AGREEMENTS, BY LOCATION AND UNION

Location and Union	WAGE AND RELATED PAYMENTS FOR REGULARLY SCHEDULED DAYTIME HOURS							SPECIAL FUNDS	STANDARD HOURS	OVERTIME			SHIFT PREMIUM
	Effective Date	Hourly Rate	Vacation	Health and Welfare	Pension	S.U.B.	Total			After Daily Hours	Saturday	Sunday and Holidays	
<u>Eastern Ontario Region (50)</u>													
Lathers, Loc. 545 (51)													
Frontenac & Leeds Counties	Nov 1,71	CI \$6.43	8%	-	-	-	\$6.94	-	8/40	2x	2x	2x	1.1/2
	May 1,72	7.13	9%				7.77						
	Nov 1,72	7.38	"				8.04						
	Apr 30,73												
Lathers, Loc. 562 (51, 52, 53, 54, 55, 56, 57, 58, 59)													
Entire Region													
	May 1,72	\$6.30	7%	30¢	-	10¢	\$7.14	-	8/40	1.1/2x	2x	2x	1.1/2
	Nov 1,72	6.60	8%	"		"	7.53						
	May 1,73	6.90	"	"		"	7.85						
	Nov 1,73	7.20	"	"		"	8.18						
	Apr 30,74												
<u>Lake Ontario Region (51)</u>													
Lathers, Loc. 97 (52, 57)													
Durham County													
Bowmanville & Newcastle	Nov 1,71	CI \$6.45	9%	25¢	-	-	\$7.28	IF 3¢	7½	2x	2x	2x	1.1/2
	May 1,72	6.75	"	"			7.61	TF 1¢	/37½				
	Jul 1,72	6.75	10%	"			7.68						
	Nov 1,72	7.05	"	"			8.01						
	Apr 30,73												
Lathers, Loc. 545 (50)													
Hastings County													
Bellefleur, Deseronto, Madoc & Tweed	Nov 1,71	CI \$6.43	8%	-	-	-	\$6.94	-	8/40	2x	2x	2x	1.1/2
	May 1,72	7.13	9%				7.77						
	Nov 1,72	7.38	"				8.04						
	Apr 30,73												
Lennox-Addington County (south half, including Napanee)													
Prince Edward County (east half, including Picton)													

Table 10

HOURS, WAGES AND RELATED PAYMENTS FOR LATHERS
UNDER ONTARIO CONSTRUCTION AGREEMENTS, BY LOCATION AND UNION

SHIFT EMIU	WAGE AND RELATED PAYMENTS FOR REGULARLY SCHEDULED DAYTIME HOURS										OVERTIME			SHIFT PREMIUMS	WORK BREAKS	LATHER REPORTING PAY	
	Effective Date	Hourly Rate	Vacation	Health and Welfare	Pension	S.U.B.	Total	SPECIAL FUNDS	STANDARD HOURS	After Daily Hours	Saturday	Sunday and Holidays	General			Inclement Weather	
50)	Nov 1,71	CI \$6.43	8%	-	-	-	\$6.94	-	8/40	2x	2x	2x	1.1/2x	2x, no duration given	2 hrs	-	
	May 1,72	7.13	9%				7.77										
	Nov 1,72	7.38	"				8.04										
	Apr 30,73																
52, 59)	May 1,72	\$6.30	7%	30¢	-	10¢	\$7.14	-	8/40	1.1/2x	2x	2x	1.1/7x	2x, no duration given	2 hrs	-	
	Nov 1,72	6.60	8%	"		"	7.53										
	May 1,73	6.90	"	"		"	7.85										
	Nov 1,73	7.20	"	"		"	8.18										
	Apr 30,74																
57)	Nov 1,71	CI \$6.45	9%	25¢	-	-	\$7.28	IF 3¢	7½	2x	2x	2x	1.1/2x	2x, no duration given	2 hrs	-	
	May 1,72	6.75	"	"			7.61	TF 1¢	37½								
	Jul 1,72	6.75	10%	"			7.68										
	Nov 1,72	7.05	"	"			8.01										
	Apr 30,73																
1.1/2	Nov 1,71	CI \$6.43	8%	-	-	-	\$6.94	-	8/40	2x	2x	2x	1.1/2x	2x, no duration given	2 hrs	-	
	May 1,72	7.13	9%				7.77										
	Nov 1,72	7.38	"				8.04										
	Apr 30,73																
ronto, bunty uding ey ding																	

Table 10 (cont'd.)

Location and Union	WAGE AND RELATED PAYMENTS FOR REGULARLY SCHEDULED DAYTIME HOURS							SPECIAL FUNDS	STANDARD HOURS	OVERTIME			SHIFT PREMIUMS	WO BRE
	Effective Date	Hourly Rate	Vaca- tion	Health and Welfare	Pen- sion	S.U.B.	Total			After Daily Hours	Saturday	Sunday and Holidays		
<u>Lake Ontario Region (51)</u> (cont'd.)														
Lathers, Loc. 555														
Durham County	Nov 1,71	CI \$4.90	6%	30¢	-	-	\$5.49	-	8/40	2x	2x	2x	1.1/2x	2x
Port Hope	May 1,72	5.60	8%	"	-	-	6.35	-						dur
Hastings County	Nov 1,72	5.80	"	"	-	-	6.56	-						tic
Bancroft, Frankford, Marmora, Stirling & Trenton	Apr 30,73													giv
Peterborough County Peterborough														
Prince Edward County (west half)														
Haliburton, Northumber- land & Victoria Counties														er-
Lathers, Loc. 562 (50, 52, 53, 54, 55, 56, 57, 58, 59)														ties
Entire Region	May 1,72	\$6.30	7%	30¢	-	10¢	\$7.14	-	8/40	1.1/2x	2x	2x	1.1/7x	2x,
	Nov 1,72	6.60	8%	"	-	"	7.53	-						dur
	May 1,73	6.90	"	"	-	"	7.85	-						tic
	Nov 1,73	7.20	"	"	-	"	8.18	-						giv
	Apr 30,74													
<u>Central Ontario Region (52)</u>														
Lathers, Loc. 97 (51, 57)														
Halton County	Nov 1,71	CI \$6.45	9%	25¢	-	-	\$7.28	IF 3¢	7½	2x	2x	2x	1.1/2x	2x,
Milton & Oakville	May 1,72	6.75	"	"	-	-	7.61	TF 1¢	/37½					dur
Ontario, Peel & York Counties	Jul 1,72	6.75	10%	"	-	-	7.68							tic
	Nov 1,72	7.05	"	"	-	-	8.01							giv
	Apr 30,73													
Lathers, Loc. 145 (53, 54)														
Halton County	Nov 1,71	CI \$6.50	9%	20¢	-	-	\$7.29	-	8/40	2x	2x	2x	1.1/2x	2x,
Acton, Burlington & Georgetown	May 1,72	6.80	10%	"	-	-	7.68	-						dur
	Nov 1,72	7.10	"	"	-	-	8.01	-						tic
	Apr 30,73													giv
Lathers, Loc. 562 (50, 51, 53, 54, 55, 56, 57, 58, 59)														
Entire Region	May 1,72	\$6.30	7%	30¢	-	10¢	\$7.14	-	8/40	1.1/2x	2x	2x	1.1/7x	2x,
	Nov 1,72	6.60	8%	"	-	"	7.53	-						dur
	May 1,73	6.90	"	"	-	"	7.85	-						tic
	Nov 1,73	7.20	"	"	-	"	8.18	-						giv
	Apr 30,74													

Table 10 (cont'd.)

WAGE AND RELATED PAYMENTS FOR REGULARLY SCHEDULED DAYTIME HOURS										OVERTIME			SHIFT PREMIUMS	WORK BREAKS	LATHER REPORTING PAY	
Effective Date	Hourly Rate	Vaca- tion	Health and Welfare	Pen- sion	S.U.B.	Total	SPECIAL FUNDS	STANDARD HOURS	After Daily Hours	Saturday	Sunday and Holidays			General	Inclement Weather	
Nov 1,71	CI \$4.90	6%	30¢	-	-	\$5.49	-	8/40	2x	2x	2x	1.1/2x	2x, no dura- tion given	2 hrs	-	
May 1,72	5.60	8%	"			6.35										
Nov 1,72	5.80	"	"			6.56										
Apr 30,73																
May 1,72	\$6.30	7%	30¢	-	10¢	\$7.14	-	8/40	1.1/2x	2x	2x	1.1/7x	2x, no dura- tion given	2 hrs	-	
Nov 1,72	6.60	8%	"		"	7.53										
May 1,73	6.90	"	"		"	7.85										
Nov 1,73	7.20	"	"		"	8.18										
Apr 30,74																
Nov 1,71	CI \$6.45	9%	25¢	-	-	\$7.28	IF 3¢	7½	2x	2x	2x	1.1/2x	2x, no dura- tion given	2 hrs	-	
May 1,72	6.75	"	"			7.61	TF 1¢	/37½								
Jul 1,72	6.75	10%	"			7.68										
Nov 1,72	7.05	"	"			8.01										
Apr 30,73																
Nov 1,71	CI \$6.50	9%	20¢	-	-	\$7.29	-	8/40	2x	2x	2x	1.1/2x	2x, no dura- tion given	2 hrs	-	
May 1,72	6.80	10%	"			7.68										
Nov 1,72	7.10	"	"			8.01										
Apr 30,73																
May 1,72	\$6.30	7%	30¢	-	10¢	\$7.14	-	8/40	1.1/2x	2x	2x	1.1/7x	2x, no dura- tion given	2 hrs	-	
Nov 1,72	6.60	8%	"		"	7.53										
May 1,73	6.90	"	"		"	7.85										
Nov 1,73	7.20	"	"		"	8.18										
Apr 30,74																

Table 10 (cont'd.)

Location and Union	WAGE AND RELATED PAYMENTS FOR REGULARLY SCHEDULED DAYTIME HOURS							SPECIAL FUNDS	STANDARD HOURS	OVERTIME			SH PREM	Union
	Effective Date	Hourly Rate	Vaca- tion	Health and Welfare	Pen- sion	S.U.B.	Total			After Daily Hours	Saturday	Sunday and Holidays		
<u>Niagara Region (53)</u>														
Lathers, Loc. 145 (52, 54)														
Entire Region														
	Nov 1,71	CI \$6.50	9%	20¢	-	-	\$7.29	-	8/40	2x	2x	2x	1.1	
	May 1,72	6.80	10%	"			7.68							
	Nov 1,72	7.10	"	"			8.01							
		Apr 30,73												
Lathers, Loc. 562 (50, 51, 52, 54, 55, 56, 57, 58, 59)														
Entire Region														
	May 1,72	\$6.30	7%	30¢	-	10¢	\$7.14	-	8/40	1.1/2x	2x	2x	1.1	
	Nov 1,72	6.60	8%	"		"	7.53							
	May 1,73	6.90	"	"		"	7.85							
	Nov 1,73	7.20	"	"		"	8.18							
		Apr 30,74												
<u>Lake Erie Region (54)</u>														
Lathers, Loc. 145 (52, 53)														
Norfolk County														
	Nov 1,71	CI \$6.50	9%	20¢	-	-	\$7.29	-	8/40	2x	2x	2x	1.1	
	May 1,72	6.80	10%	"			7.68							
	Nov 1,72	7.10	"	"			8.01							
		Apr 30,73												
Lathers, Loc. 360 (56)														
Elgin, Middlesex & Oxford Counties														
	Nov 1,71	CI \$6.70	8%	20¢	-	-	\$7.44	-	7½	2x	2x	2x	1.1	
	Jan 1,72	6.90	"	"			7.65		/37½					
	May 1,72	7.10	"	"			7.87							
	Sep 5,72	7.45	"	"			8.25							
	Dec 4,72	7.70	"	"			8.52							
		Apr 30,73												
Lathers, Loc. 562 (50, 51, 52, 53, 55, 56, 57, 58, 59)														
Entire Region														
	May 1,72	\$6.30	7%	30¢	-	10¢	\$7.14	-	8/40	1.1/2x	2x	2x	1.1	
	Nov 1,72	6.60	8%	"		"	7.53							
	May 1,73	6.90	"	"		"	7.85							
	Nov 1,73	7.20	"	"		"	8.18							
		Apr 30,74												
<u>Lake St. Clair Region (55)</u>														
Lathers, Loc. 439														
Essex & Kent Counties														
	Jul 1,71	CIR \$6.45	9%	-	-	-	\$7.03	-	8/40	2x	2x	2x	1.1	
	Jan 1,72	6.75	"				7.36							
	Jul 1,72	7.05	"				7.68							
	Jan 1,73	7.20	"				7.85							
		Apr 30,73												

Footnotes to Table 10 on page 71

Table 10 (cont'd.)

Position	WAGE AND RELATED PAYMENTS FOR REGULARLY SCHEDULED DAYTIME HOURS								SPECIAL FUNDS	STANDARD HOURS	OVERTIME			SHIFT PREMIUMS	WORK BREAKS	LATHER REPORTING PAY	
	Effective Date	Hourly Rate	Vacation	Health and Welfare	Pension	S.U.B.	Total	After Daily Hours			Saturday	Sunday and Holidays	General			Inclement Weather	
2, 54)	Nov 1,71	CI \$6.50	9%	20¢	-	-	\$7.29	-	8/40	2x	2x	2x	1.1/2x	2x, no duration given	2 hrs	-	
	May 1,72	6.80	10%	"			7.68										
	Nov 1,72	7.10	"	"			8.01										
	Apr 30,73																
0, 51, 58, 59)	May 1,72	\$6.30	7%	30¢	-	10¢	\$7.14	-	8/40	1.1/2x	2x	2x	1.1/7x	2x, no duration given	2 hrs	-	
	Nov 1,72	6.60	8%	"		"	7.53										
	May 1,73	6.90	"	"		"	7.85										
	Nov 1,73	7.20	"	"		"	8.18										
	Apr 30,74																
2, 53)	Nov 1,71	CI \$6.50	9%	20¢	-	-	\$7.29	-	8/40	2x	2x	2x	1.1/2x	2x, no duration given	2 hrs	-	
	May 1,72	6.80	10%	"			7.68										
	Nov 1,72	7.10	"	"			8.01										
	Apr 30,73																
6)	Nov 1,71	CI \$6.70	8%	20¢	-	-	\$7.44	-	7½ / 37½	2x	2x	2x	1.1/2x	2x, no duration given	2 hrs	-	
	Jan 1,72	6.90	"	"			7.65										
	May 1,72	7.10	"	"			7.87										
	Sep 5,72	7.45	"	"			8.25										
	Dec 4,72	7.70	"	"			8.52										
	Apr 30,73																
0, 51, 58, 59)	May 1,72	\$6.30	7%	30¢	-	10¢	\$7.14	-	8/40	1.1/2x	2x	2x	1.1/7x	2x, no duration given	2 hrs	-	
	Nov 1,72	6.60	8%	"		"	7.53										
	May 1,73	6.90	"	"		"	7.85										
	Nov 1,73	7.20	"	"		"	8.18										
	Apr 30,74																
(55)	Jul 1,71	CIR \$6.45	9%	-	-	-	\$7.03	-	8/40	2x	2x	2x	1.1/2x	2x, no duration given	2 hrs	-	
	Jan 1,72	6.75	"				7.36										
	Jul 1,72	7.05	"				7.68										
	Jan 1,73	7.20	"				7.85										
	Apr 30,73																

Table 10 (cont'd.)

Location and Union	WAGE AND RELATED PAYMENTS FOR REGULARLY SCHEDULED DAYTIME HOURS							SPECIAL FUNDS	STANDARD HOURS	OVERTIME			SHIFT PREMIUMS	W BR
	Effective Date	Hourly Rate	Vaca- tion	Health and Welfare	Pen- sion	S.U.B	Total			After Daily Hours	Saturday	Sunday and Holidays		
<u>Lake St. Clair Region (55)</u> (cont'd.)														
Lathers, Loc. 540														
Lambton County	Oct 1,71	CI \$6.28	9%	35¢	-	-	\$7.20	-	(1) /36	2x	2x	2x	1.1/2x	2x
	May 1,72	6.70	"	40¢			7.70							du
	May 1,73	7.19	"	"			8.24							ti
	May 1,74	7.72	"	"			8.81							gi
	Apr 30,75													
Lathers, Loc. 562 (50, 51, 52, 53, 54, 56, 57, 58, 59)														
Entire Region	May 1,72	\$6.30	7%	30¢	-	10¢	\$7.14	-	8/40	1.1/2x	2x	2x	1.1/7x	2x
	Nov 1,72	6.60	8%	"		"	7.53							du
	May 1,73	6.90	"	"		"	7.85							ti
	Nov 1,73	7.20	"	"		"	8.18							gi
	Apr 30,74													
<u>Midwestern Ontario Region (56)</u>														
Lathers, Loc. 360 (54)														
Huron & Perth Counties	Nov 1,71	CI \$6.70	8%	20¢	-	-	\$7.44	-	7½ /37½	2x	2x	2x	1.1/2x	2x
	Jan 1,72	6.90	"	"			7.65							du
	May 1,72	7.10	"	"			7.87							ti
	Sep 5,72	7.45	"	"			8.25							gi
	Dec 4,72	7.70	"	"			8.52							
	Apr 30,73													
Lathers, Loc. 551 (57)														
Waterloo & Wellington Counties	Nov 1,71	CI \$5.55	8%	45¢	-	-	\$6.44	-	(2) /37½	2x	2x	2x	1.1/2x	2x
	May 1,72	5.95	"	"			6.88							du
	Nov 1,72	6.20	"	"			7.15							ti
	Apr 30,73													gi
Lathers, Loc. 562 (50, 51, 52, 53, 54, 55, 57, 58, 59)														
Entire Region	May 1,72	\$6.30	7%	30¢	-	10¢	\$7.14	-	8/40	1.1/2x	2x	2x	1.1/7x	2x
	Nov 1,72	6.60	8%	"		"	7.53							du
	May 1,73	6.90	"	"		"	7.85							ti
	Nov 1,73	7.20	"	"		"	8.18							gi
	Apr 30,74													

Table 10 (cont'd.)

LATHER

	WAGE AND RELATED PAYMENTS FOR REGULARLY SCHEDULED DAYTIME HOURS							SPECIAL FUNDS	STANDARD HOURS	OVERTIME			SHIFT PREMIUMS	WORK BREAKS	REPORTING PAY	
	Effective Date	Hourly Rate	Vaca- tion	Health and Welfare	Pen- sion	S.U.B.	Total			After Daily Hours	Saturday	Sunday and Holidays			General	Inclement Weather
Oct 1,71 May 1,72 May 1,73 May 1,74	CI 6.28 6.70 7.19 7.72	9% " " "	35¢ 40¢ " "	- - - -	- - - -	\$7.20 7.70 8.24 8.81	- - - -	(1) /36	2x 2x 2x 2x	2x 2x 2x 2x	1.1/2x 1.1/2x 1.1/2x 1.1/2x	2x, no dura- tion given	- - - -	- - - -		
Apr 30,75																
May 1,72 Nov 1,72 May 1,73 Nov 1,73	\$6.30 6.60 6.90 7.20	7% 8% " "	30¢ " " "	- - - -	10¢ " " "	\$7.14 7.53 7.85 8.18	- - - -	8/40	1.1/2x 1.1/2x 1.1/2x 1.1/2x	2x 2x 2x 2x	1.1/7x 1.1/7x 1.1/7x 1.1/7x	2x, no dura- tion given	2 hrs 2 hrs 2 hrs 2 hrs	- - - -		
Apr 30,74																
Nov 1,71 Jan 1,72 May 1,72 Sep 5,72 Dec 4,72	CI \$6.70 6.90 7.10 7.45 7.70	8% " " " "	20¢ " " " "	- - - - -	- - - - -	\$7.44 7.65 7.87 8.25 8.52	- - - - -	7½ /37½	2x 2x 2x 2x 2x	2x 2x 2x 2x 2x	1.1/2x 1.1/2x 1.1/2x 1.1/2x 1.1/2x	2x, no dura- tion given	2 hrs 2 hrs 2 hrs 2 hrs 2 hrs	- - - - -		
Apr 30,73																
Nov 1,71 May 1,72 Nov 1,72	CI \$5.55 5.95 6.20	8% " "	45¢ " "	- - -	- - -	\$6.44 6.88 7.15	- - -	(2) /37½	2x 2x 2x	2x 2x 2x	1.1/2x 1.1/2x 1.1/2x	2x, no dura- tion given	- - -	- - -		
Apr 30,73																
May 1,72 Nov 1,72 May 1,73 Nov 1,73	\$6.30 6.60 6.90 7.20	7% 8% " "	30¢ " " "	- - - -	10¢ " " "	\$7.14 7.53 7.85 8.18	- - - -	8/40	1.1/2x 1.1/2x 1.1/2x 1.1/2x	2x 2x 2x 2x	1.1/7x 1.1/7x 1.1/7x 1.1/7x	2x, no dura- tion given	2 hrs 2 hrs 2 hrs 2 hrs	- - - -		
Apr 30,74																

Table 10 (cont'd.)

Location and Union	WAGE AND RELATED PAYMENTS FOR REGULARLY SCHEDULED DAYTIME HOURS							SPECIAL FUNDS	STANDARD HOURS	OVERTIME			SHIFT PREMIUM
	Effective Date	Hourly Rate	Vacation	Health and Welfare	Pension	S.U.B.	Total			After Daily Hours	Saturday	Sunday and Holidays	
<u>Georgian Bay Region (57)</u>													
Lathers, Loc. 97 (51, 52)													
Muskoka & Parry Sound Districts & Simcoe County	Nov 1,71	CI \$6.45	9%	25¢	-	-	\$7.28	IF 3¢	7½	2x	2x	2x	1.1/2
	May 1,72	6.75	"	"			7.61	TF 1¢	/37½				
	Jul 1,72	6.75	10%	"			7.68						
	Nov 1,72	7.05	"	"			8.01						
	Apr 30,73												
Lathers, Loc. 551 (56)									(2)				
Bruce, Dufferin & Grey Counties	Nov 1,71	CI \$5.55	8%	45¢	-	-	\$6.44	-	/37½	2x	2x	2x	1.1/2
	May 1,72	5.95	"	"			6.88						
	Nov 1,72	6.20	"	"			7.15						
	Apr 30,73												
Lathers, Loc. 562 (50, 51, 52, 53, 54, 55, 56, 58, 59)													
Entire Region	May 1,72	\$6.30	7%	30¢	-	10¢	\$7.14	-	8/40	1.1/2x	2x	2x	1.1/2
	Nov 1,72	6.60	8%	"		"	7.53						
	May 1,73	6.90	"	"		"	7.85						
	Nov 1,73	7.20	"	"		"	8.18						
	Apr 30,74												
<u>Northeastern Ontario Region(58)</u>													
Lathers, Loc. 538 (59)													
Nipissing District	May 1,72	CIR \$6.30	8%	-	-	-	\$6.80	-	8/40	2x	2x	2x	1.1/2
North Bay & Sturgeon Falls	Nov 1,72	6.60	"				7.13						
	May 1,73	6.90	"				7.45						
Algoma, Cochrane, Manitoulin, Sudbury & Timiskaming Districts	Nov 1,73	7.20	"				7.78						
	Apr 30,74												
Lathers, Loc. 562 (50, 51, 52, 53, 54, 55, 56, 57, 59)													
Entire Region	May 1,72	\$6.30	7%	30¢	-	10¢	\$7.14	-	8/40	1.1/2x	2x	2x	1.1/2
	Nov 1,72	6.60	8%	"		"	7.53						
	May 1,73	6.90	"	"		"	7.85						
	Nov 1,73	7.20	"	"		"	8.18						
	Apr 30,74												

Footnotes to Table 10 on page 71

Table 10 (cont'd.)

Location	WAGE AND RELATED PAYMENTS FOR REGULARLY SCHEDULED DAYTIME HOURS								SPECIAL FUNDS	STANDARD HOURS	OVERTIME			SHIFT PREMIUMS	WORK BREAKS	LATHER REPORTING PAY	
	Effective Date	Hourly Rate	Vacation	Health and Welfare	Pension	S.U.B.	Total	After Daily Hours			Saturday	Sunday and Holidays	General			Inclement Weather	
(7) (, 52) Sound oe County	Nov 1,71	CI \$6.45	9%	25¢	-	-	\$7.28	IF 3¢	7½	2x	2x	2x	1.1/2x	2x, no dura- tion given	2 hrs	-	
	May 1,72	6.75	"	"	-	-	7.61	TF 1¢	/37½								
	Jul 1,72	6.75	10%	"	-	-	7.68										
	Nov 1,72	7.05	"	"	-	-	8.01										
	Apr 30,73																
(6) & Grey	Nov 1,71	CI \$5.55	8%	45¢	-	-	\$6.44	-	(2) /37½	2x	2x	2x	1.1/2x	2x, no dura- tion given	-	-	
	May 1,72	5.95	"	"	-	-	6.88										
	Nov 1,72	6.20	"	"	-	-	7.15										
	Apr 30,73																
0, 51, 58, 59)	May 1,72	\$6.30	7%	30¢	-	10¢	\$7.14	-	8/40	1.1/2x	2x	2x	1.1/7x	2x, no dura- tion given	2 hrs	-	
	Nov 1,72	6.60	8%	"	-	"	7.53										
	May 1,73	6.90	"	"	-	"	7.85										
	Nov 1,73	7.20	"	"	-	"	8.18										
	Apr 30,74																
egion(58)	May 1,72	CIR \$6.30	8%	-	-	-	\$6.80	-	8/40	2x	2x	2x	1.1/7x	2x, no dura- tion given	2 hrs	-	
	Nov 1,72	6.60	"	-	-	-	7.13										
	May 1,73	6.90	"	-	-	-	7.45										
	Nov 1,73	7.20	"	-	-	-	7.78										
	Apr 30,74																
0, 51, 57, 59)	May 1,72	\$6.30	7%	30¢	-	10¢	\$7.14	-	8/40	1.1/2x	2x	2x	1.1/7x	2x, no dura- tion given	2 hrs	-	
	Nov 1,72	6.60	8%	"	-	"	7.53										
	May 1,73	6.90	"	"	-	"	7.85										
	Nov 1,73	7.20	"	"	-	"	8.18										
	Apr 30,74																

Table 10 (cont'd.)

Location and Union	WAGE AND RELATED PAYMENTS FOR REGULARLY SCHEDULED DAYTIME HOURS							SPECIAL FUNDS	STANDARD HOURS	OVERTIME			SHIFT PREMIUMS	W BR
	Effective Date	Hourly Rate	Vaca- tion	Health and Welfare	Pen- sion	S.U.B.	Total			After Daily Hours	Saturday	Sunday and Holidays		
<u>Lakehead-Northwestern Ontario Region (59)</u>														
Lathers, Loc. 538 (58)														
Entire Region														
	May 1,72	CIR \$6.30	8%	-	-	-	\$6.80	-	8/40	2x	2x	2x	1.1/7x	2
	Nov 1,72	6.60	"				7.13							du
	May 1,73	6.90	"				7.45							t
	Nov 1,73	7.20	"				7.78							8
		Apr 30,74												
Lathers, Loc. 562 (50, 51, 52, 53, 54, 55, 56, 57, 58)														
Entire Region														
	May 1,72	\$6.30	7%	30¢	-	10¢	\$7.14	-	8/40	1.1/2x	2x	2x	1.1/7x	2
	Nov 1,72	6.60	8%	"		"	7.53							du
	May 1,73	6.90	"	"		"	7.85							t
	Nov 1,73	7.20	"	"		"	8.18							8
		Apr 30,74												

Footnotes to Table 10 on page 71

Table 10 (cont'd.)

WAGE AND RELATED PAYMENTS FOR REGULARLY SCHEDULED DAYTIME HOURS										OVERTIME			SHIFT PREMIUMS	WORK BREAKS	LATER REPORTING PAY	
Effective Date	Hourly Rate	Vaca- tion	Health and Welfare	Pen- sion	S.U.B.	Total	SPECIAL FUNDS	STANDARD HOURS	After Daily Hours	Saturday	Sunday and Holidays	General			Inclement Weather	
May 1,72	CIR \$6.30	8%	-	-	-	\$6.80	-	8/40	2x	2x	2x	1.1/7x	2x,no dura- tion given	2 hrs	-	
Nov 1,72		"				7.13										
May 1,73		"					7.45									
Nov 1,73		"					7.78									
	Apr 30,74															
May 1,72	\$6.30	7%	30¢	-	10¢	\$7.14	-	8/40	1.1/2x	2x	2x	1.1/7x	2x,no dura- tion given	2 hrs	-	
Nov 1,72		8%	"		"	7.53										
May 1,73		"	"		"		7.85									
Nov 1,73		"	"		"		8.18									
	Apr 30,74															

Table 10 - Lather

Footnotes

- (1) - 8 hours Monday to Thursday, 4 hours Friday
- (2) - 8 hours Monday to Thursday, 5½ hours Friday.

Table 11

HOURS, WAGES AND RELATED PAYMENTS FOR MARBLE, TERRAZZO AND TILE
SETTERS UNDER ONTARIO CONSTRUCTION AGREEMENTS, BY LOCATION AND UNION

Location and Union	WAGE AND RELATED PAYMENTS FOR REGULARLY SCHEDULED DAYTIME HOURS							SPECIAL FUNDS	STANDARD HOURS	OVERTIME			SHIFT PREMIUMS	
	Effective Date	Hourly Rate	Vaca- tion	Health and Welfare	Pen- sion	S.U.B.	Total			After Daily Hours	Saturday	Sunday and Holidays		
MARBLE, TERRAZZO AND TILE														
<u>Eastern Ontario Region (50)</u>														
Bricklayers, Loc. 7														
Carleton, Lanark, Pres-	May 1,72	CI \$6.25	8%	20¢	-	-	\$6.95	(2)	8/40	1½ x 1st 2 hrs, 2x after	2x	2x	2nd 75¢/hr, 3rd \$1.00/hr	
cott & Russel Counties	Nov 1,72	6.45	"	"			7.17	AT						
Grenville County	Feb 1,73	6.60	"	"			7.33	\$10 /wk						
Kemptville								(3)						
Leeds County								OPC						
Athens	May 1,72	CI \$5.65	8%	20¢	-	-	\$6.30	5¢						
Renfrew County	Nov 1,72	5.85	"	"			6.52							
Arnprior	Feb 1,73	6.00	"	"			6.68							
		Apr. 30,73												
Bricklayers, Loc. 10 (51)														
Frontenac County	May 1,72	CI \$6.15	8%	-	-	-	\$6.64	(2)	8/40	1½ x 1st 2 hrs, 2x after	2x	2x	2nd 75¢/hr, 3rd \$1.00/hr	
Grenville County	Nov 1,72	6.35	"				6.86	AT						
Prescott	Feb 1,73	6.50	"				7.02	\$10 /wk						
Leeds County								(3)						
Brockville & Gananoque		Apr. 30,73						OPC						
								5¢						
<u>Lake Ontario Region (51)</u>														
Bricklayers, Loc. 10 (50)														
Lennox-Addington County	May 1,72	CI \$6.15	8%	-	-	-	\$6.64	(2)	8/40	1½ x 1st 2 hrs, 2x after	2x	2x	2nd 75¢/hr, 3rd \$1.00/hr	
(except southwest corner)	Nov 1,72	6.35	"				6.86	AT						
	Feb 1,73	6.50	"				7.02	\$10 /wk						
		Apr. 30,73						(3)						
								OPC						
								5¢						
Bricklayers, Loc. 30														
Hastings & Prince	May 1,72	CI \$6.15	8%	-	-	-	\$6.64	(2)	8/40	1½ x 1st 2 hrs, 2x after	2x	2x	2nd 75¢/hr, 3rd \$1.00/hr	
Edward Counties	Nov 1,72	6.35	"				6.86	AT						
Lennox-Addington County	Feb 1,73	6.50	"				7.02	\$10 /wk						
Napanee								(3)						
Northumberland County		Apr. 30,73						OPC						
Brighton, Campbellford & Colborne								5¢						
(All Northumberland also included in Loc. 31's Agrt.)														

Table 11

HOURS, WAGES AND RELATED PAYMENTS FOR MARBLE, TERRAZZO AND TILE SETTERS UNDER ONTARIO CONSTRUCTION AGREEMENTS, BY LOCATION AND UNION

LOCATION	UNION	WAGE AND RELATED PAYMENTS FOR REGULARLY SCHEDULED DAYTIME HOURS								OVERTIME			SHIFT PREMIUMS		WORK BREAKS		REPORTING PAY	
		Effective Date	Hourly Rate	Vacation	Health and Welfare	Pension	S.U.B.	Total	SPECIAL FUNDS	STANDARD HOURS	After Daily Hours	Saturday	Sunday and Holidays	General	Inclem. Weather			
																General	Inclem. Weather	
MARBLE, TERRAZZO & TILE SETTER	s-	May 1,72	CI \$6.25 ⁽¹⁾	8%	20¢	-	-	\$6.95	(2) AT	8/40	1½ x 1st	2x	2x	2nd	2x10	2 hrs	-	
		Nov 1,72	6.45	"	"	-	-	7.17	\$10	1½ x 1st 2 hrs, 2x after	2x	2x	2nd 75¢/hr, 3rd \$1.00/hr	2x10 mins	2 hrs	-		
		Feb 1,73	6.60	"	"	-	-	7.33	/wk									
	s-	May 1,72	CI \$5.65 ⁽⁴⁾	8%	20¢	-	-	\$6.30	(3) OPC	8/40	1½ x 1st 2 hrs, 2x after	2x	2x	2nd 75¢/hr, 3rd \$1.00/hr	2x10 mins	2 hrs	-	
		Nov 1,72	5.85	"	"	-	-	6.52	5¢									
		Feb 1,73	6.00	"	"	-	-	6.68										
	s-	May 1,72	CI \$6.15	8%	-	-	-	\$6.64	(2) AT	8/40	1½ x 1st	2x	2x	2nd	2x10	2 hrs	-	
		Nov 1,72	6.35	"	-	-	-	6.86	\$10	1½ x 1st 2 hrs, 2x after	2x	2x	2nd 75¢/hr, 3rd \$1.00/hr	2x10 mins	2 hrs	-		
		Feb 1,73	6.50	"	-	-	-	7.02	/wk									
	s-	May 1,72	CI \$6.15	8%	-	-	-	\$6.64	(2) AT	8/40	1½ x 1st	2x	2x	2nd	2x10	2 hrs	-	
		Nov 1,72	6.35	"	-	-	-	6.86	\$10	1½ x 1st 2 hrs, 2x after	2x	2x	2nd 75¢/hr, 3rd \$1.00/hr	2x10 mins	2 hrs	-		
		Feb 1,73	6.50	"	-	-	-	7.02	/wk									
s-	May 1,72	CI \$6.15	8%	-	-	-	\$6.64	(2) AT	8/40	1½ x 1st	2x	2x	2nd	2x10	2 hrs	-		
	Nov 1,72	6.35	"	-	-	-	6.86	\$10	1½ x 1st 2 hrs, 2x after	2x	2x	2nd 75¢/hr, 3rd \$1.00/hr	2x10 mins	2 hrs	-			
	Feb 1,73	6.50	"	-	-	-	7.02	/wk										

Table 11 (cont'd)

MARBLE

Location and Union	WAGE AND RELATED PAYMENTS FOR REGULARLY SCHEDULED DAYTIME HOURS							SPECIAL FUNDS	STANDARD HOURS	OVERTIME			SHIFT PREMIUM
	Effective Date	Hourly Rate	Vaca- tion	Health and Welfare	Pen- sion	S.U.B.	Total			After Daily Hours	Saturday	Sunday and Holidays	
<u>Lake Ontario Region (51)</u> (cont'd)													
Bricklayers, Loc.31 (52,57)													
Durham, Northumberland, Peterborough, & Victoria Counties	May 1,72	CI \$6.25 ⁽¹⁾	8%	20¢	10¢	-	\$7.05	AT ⁽²⁾	8/40	1½ x 1st	2x	2x	2nd 75¢/hr
	Nov 1,72	6.35	"	"	20¢		7.26	\$10		2 hrs, 2x after			3rd \$1.00/hr
	Feb 1,73	6.50	"	"	"		7.42	/wk					
(East part of Northumber- land also included in Loc. 30's-Agrt.)	May 1,72	CI \$6.09 ⁽⁴⁾	8%	20¢	10¢	-	\$6.88	OPC ⁽³⁾					
	Nov 1,72	6.19	"	"	20¢		7.09	5¢					
	Feb 1,73	6.34	"	"	"		7.25						
		Apr 30,73											
<u>Central Ontario Region (52)</u>													
Bricklayers, Loc.31 (51,57)													
Halton County	May 1,72	CI \$6.25 ⁽¹⁾	8%	20¢	10¢	-	\$7.05	AT ⁽²⁾	8/40	1½ x 1st	2x	2x	2nd 75¢/hr
Acton, Georgetown, Milton & Oakville	Nov 1,72	6.35	"	"	20¢		7.26	\$10		2 hrs, 2x after			3rd \$1.00/hr
	Feb 1,73	6.50	"	"	"		7.42	/wk					
Ontario, Peel & York Counties	May 1,72	CI \$6.09 ⁽⁴⁾	8%	20¢	10¢	-	\$6.88	OPC ⁽³⁾					
	Nov 1,72	6.19	"	"	20¢		7.09	5¢					
	Feb 1,73	6.34	"	"	"		7.25						
		Apr 30,73											
Bricklayers, Loc.16 (53)													
Halton County Burlington	Jul 1,71	CIR \$5.00	7%	-	-	-	\$5.35	IF 2¢	8/40	1½ x to 8pm,	2x	2x	2nd & 3rd 1.1/7x
	Jan 1,72	5.50	"				5.89						
	May 1,72	5.80	"				6.21						
	Jan 1,73	6.30	"				6.74						
		Apr 30,73											
<u>Niagara Region (53)</u>													
Bricklayers, Loc.16 (52)													
Haldimand County	Jul 1,71	CIR \$5.00	7%	-	-	-	\$5.35	IF 2¢	8/40	1½ x to 8pm,	2x	2x	2nd & 3rd 1.1/7x
Caledonia, Cayuga & Hagersville	Jan 1,72	5.50	"				5.89						
	May 1,72	5.80	"				6.21						
Lincoln County Grimsby	Jan 1,73	6.30	"				6.74						
Wentworth County (except northwest corner)		Apr 30,73											

Footnotes to Table 11 on page 77

Table 11 (cont'd)

MARBLE, TERRAZZO & TILE SETTER

Union	WAGE AND RELATED PAYMENTS FOR REGULARLY SCHEDULED DAYTIME HOURS								SPECIAL FUNDS	STANDARD HOURS	OVERTIME			SHIFT PREMIUMS	WORK BREAKS	REPORTING PAY	
	Effective Date	Hourly Rate	Vaca- tion	Health and Welfare	Pen- sion	S.U.B.	Total	After Daily Hours			Saturday	Sunday and Holidays	General			Inclement Weather	
(51)																	
(52,57)																	
erland, Victoria	May 1,72	CI \$6.25 ⁽¹⁾	8%	20¢	10¢	-	\$7.05	(2) AT	8/40	1½ x 1st 2 hrs, 2x after	2x	2x	2nd 75¢/hr, 3rd \$1.00/hr	2x10 mins	2 hrs	-	
	Nov 1,72	6.35	"	"	20¢		7.26	\$10									
	Feb 1,73	6.50	"	"	"		7.42	/wk									
orthumber- ded in)	May 1,72	CI \$6.09 ⁽⁴⁾	8%	20¢	10¢		\$6.88	(3) OPC									
	Nov 1,72	6.19	"	"	20¢		7.09	5¢									
	Feb 1,73	6.34	"	"	"		7.25										
	Apr 30,73																
(52)																	
(51,57)																	
own, lle	May 1,72	CI \$6.25 ⁽¹⁾	8%	20¢	10¢	-	\$7.05	(2) AT	8/40	1½ x 1st 2 hrs, 2x after	2x	2x	2nd 75¢/hr, 3rd \$1.00/hr	2x10 mins	2 hrs	-	
	Nov 1,72	6.35	"	"	20¢		7.26	\$10									
	Feb 1,73	6.50	"	"	"		7.42	/wk									
	May 1,72	CI \$6.09 ⁽⁴⁾	8%	20¢	10¢	-	\$6.88	(3) OPC									
	Nov 1,72	6.19	"	"	20¢		7.09	5¢									
	Feb 1,73	6.34	"	"	"		7.25										
	Apr 30,73																
(55)																	
	Jul 1,71	CIR \$5.00	7%	-	-	-	\$5.35	IF 2¢	8/40	1½ x to 8pm, 2x after	2x	2x	2nd & 3rd 1.1/7x	-	2 hrs	-	
	Jan 1,72	5.50	"				5.89										
	May 1,72	5.80	"				6.21										
	Jan 1,73	6.30	"				6.74										
	Apr 30,73																
(52)																	
yuga &	Jul 1,71	CIR \$5.00	7%	-	-	-	\$5.35	IF 2¢	8/40	1½ x to 8pm, 2x after	2x	2x	2nd & 3rd 1.1/7x	-	2 hrs	-	
	Jan 1,72	5.50	"				5.89										
	May 1,72	5.80	"				6.21										
	Jan 1,73	6.30	"				6.74										
	Apr 30,73																
st corner)																	

Table 11 (cont'd)

MARBLE, TERR

Location and Union	WAGE AND RELATED PAYMENTS FOR REGULARLY SCHEDULED DAYTIME HOURS							SPECIAL FUNDS	STANDARD HOURS	OVERTIME			SHIFT PREMIUMS
	Effective Date	Hourly Rate	Vaca- tion	Health and Welfare	Pen- sion	S.U.B.	Total			After Daily Hours	Saturday	Sunday and Holidays	
<u>Niagara Region (53) (cont'd)</u>													
Bricklayers, Loc. 4													
Haldimand County	May 1,72	CI \$6.10 ⁽¹⁾	8%	37¢	-	-	\$6.96	(2) AT	8/40	1½ x 1st	2x	2x	2nd
Dunnville	Nov 1,72	6.30	"	"	-	-	7.17	\$10		2 hrs,			75¢/hr,
Lincoln County	Feb 1,73	6.45	"	"	-	-	7.34	/wk		2x after			3rd
Lincoln, Niagara-on- the-Lake, St. Cath- arines	May 1,72	CI \$5.93 ⁽⁴⁾	8%	37¢	-	-	\$6.77	(3) OPC					\$1.00/hr
	Nov 1,72	6.13	"	"	-	-	6.99	5¢					
Welland County	Feb 1,73	6.28	"	"	-	-	7.15	(5) UF					
		Apr 30,73											
<u>Lake Erie Region (54)</u>													
Bricklayers, Loc. 5 (56)													
Elgin & Middlesex Counties	May 1,72	CI \$6.15	7%	-	-	25¢	\$6.83	(2) AT	8/40	1½ x 1st	2x	2x	2nd
Oxford County	Nov 1,72	6.58	"	-	-	"	7.29	\$10		2 hrs,			75¢/hr,
(west of Hwy.59, in- cluding Woodstock)	Feb 1,73	6.67	8%	-	-	"	7.45	/wk		2x after			3rd
		Apr 30,73						(3) OPC					\$1.00/hr
								5¢					
<u>Lake St. Clair Region (55)</u>													
Bricklayers, Loc. 6													
Essex & Kent Counties	May 1,71	CIR \$6.37	(6) 8%	30¢	-	-	\$7.18	TF	8/40	2x	2x	2x	1.1/7x
	May 1,72	6.87	"	"	-	-	7.72	\$15					
		Apr 30,73						/yr					
<u>Midwestern Ontario Region (56)</u>													
Bricklayers, Loc. 5 (54)													
Huron County	May 1,72	CI \$6.15	7%	-	-	25¢	\$6.83	(2) AT	8/40	1½ x 1st	2x	2x	2nd
Clinton, Exeter, Goderich & Seaforth	Nov 1,72	6.58	"	-	-	"	7.29	\$10		2 hrs,			75¢/hr,
Perth County	Feb 1,73	6.67	8%	-	-	"	7.45	/wk		2x after			3rd
Mitchell, St. Mary's & Stratford		Apr 30,73						(3) OPC					\$1.00/hr
								5¢					

Table 11 (cont'd)

MARBLE, TERRAZZO & TILE SETTER

WAGE AND RELATED PAYMENTS FOR REGULARLY SCHEDULED DAYTIME HOURS							SPECIAL FUNDS	STANDARD HOURS	OVERTIME			SHIFT PREMIUMS	WORK BREAKS	REPORTING PAY	
Effective Date	Hourly Rate	Vaca- tion	Health and Welfare	Pen- sion	S.U.B.	Total			After Daily Hours	Saturday	Sunday and Holidays			General	Inclement Weather
May 1,72	CI \$6.10	(1) 8%	37¢	-	-	\$6.96	(2) AT	8/40	1½ x 1st 2 hrs, 2x after	2x	2x	2nd 75¢/hr, 3rd \$1.00/hr	2x10 mins	2 hrs	-
Nov 1,72	6.30	"	"	-	-	7.17	\$10								
Feb 1,73	6.45	"	"	-	-	7.34	/wk								
May 1,72	CI \$5.93	(4) 8%	37¢	-	-	\$6.77	(3) OPC								
Nov 1,72	6.13	"	"	-	-	6.99	5¢								
Feb 1,73	6.28	"	"	-	-	7.15	(5) UF								
Apr 30,73															
May 1,72	CI \$6.15	7%	-	-	25¢	\$6.83	(2) AT	8/40	1½ x 1st 2 hrs, 2x after	2x	2x	2nd 75¢/hr, 3rd \$1.00/hr	2x10 mins	2 hrs	-
Nov 1,72	6.58	"	-	-	"	7.29	\$10								
Feb 1,73	6.67	8%	-	-	"	7.45	/wk								
Apr 30,73							(3) OPC 5¢								
May 1,71	CIR \$6.37	(6) 8%	30¢	-	-	\$7.18	TF	8/40	2x	2x	2x	1.1/7x	2x10 mins	2 hrs	2 hrs
May 1,72	6.87	"	"	-	-	7.72	\$15 /yr								
Apr 30,73															
May 1,72	CI \$6.15	7%	-	-	25¢	\$6.83	(2) AT	8/40	1½ x 1st 2 hrs, 2x after	2x	2x	2nd 75¢/hr, 3rd \$1.00/hr	2x10 mins	2 hrs	-
Nov 1,72	6.53	"	-	-	"	7.29	\$10								
Feb 1,73	6.67	8%	-	-	"	7.45	/wk								
Apr 30,73							(3) OPC 5¢								

Table 11 (cont'd)

MARBLE,

	WAGE AND RELATED PAYMENTS FOR REGULARLY SCHEDULED DAYTIME HOURS							SPECIAL FUNDS	STANDARD HOURS	OVERTIME			SHIFT PREMIUM
	Effective Date	Hourly Rate	Vacation	Health and Welfare	Pension	S.U.B.	Total			After Daily Hours	Saturday	Sunday and Holidays	
<u>Midwestern Ontario Region (56)</u> (cont'd)													
Bricklayers, Loc. 12													
Huron County	May 1,72	CI \$5.75	7%	(7)	-	-	(7)	(2) AT	8/40	1½ x 1st	2x	2x	2nd
Wingham	Nov 1,72	5.95	"					\$10		2 hrs,			75¢/hr
Perth County	Feb 1,73	6.05	8%					/wk		2x after			3rd
Listowel & Milverton		Apr 30,73						(3) OPC					\$1.00/hr
Waterloo County								5¢					
Bridgeport, Elmira, Hespeler, Kitchener, New Hamburg, Preston & Waterloo													
<u>Georgian Bay Region (57)</u>													
Bricklayers, Loc.28 (58)													
Parry Sound District	May 1,72	CI \$5.75	8%	-	-	-	\$6.21	(2) AT	8/40	1½ x 1st	2x	2x	2nd
	Nov 1,72	5.95	"				6.43	\$10		2 hrs,			75¢/hr
	Feb 1,73	6.10	"				6.59	/wk		2x after			3rd
		Apr 30,73						(3) OPC					\$1.00/n
								5¢					
Bricklayers, Loc.31 (51,52)													
Sincoe County	May 1,72	CI \$6.25	8%	20¢	10¢	-	\$7.05	(2) AT	8/40	1½ x 1st	2x	2x	2nd
	Nov 1,72	6.35	"	"	20¢	-	\$7.26	\$10		2 hrs,			75¢/hr
	Feb 1,73	6.50	"	"	"	-	\$7.42	/wk		2x after			3rd
		(4) Apr 30,73						(3) OPC					\$1.00/hr
								5¢					
	May 1,72	CI \$6.09	8%	20¢	10¢	-	\$6.88	(2) AT	8/40	1½ x 1st	2x	2x	2nd
	Nov 1,72	6.19	"	"	20¢	-	7.09	\$10		2 hrs,			75¢/hr
	Feb 1,73	6.34	"	"	"	-	7.25	/wk		2x after			3rd
		Apr 30,73						(3) OPC					\$1.00/hr
								5¢					
<u>Northeastern Ontario Region (58)</u>													
Bricklayers, Loc.28 (57)													
Lntire Region	May 1,72	CI \$5.75	8%	-	-	-	\$6.21	(2) AT	8/40	1½ x 1st	2x	2x	2nd
	Nov 1,72	5.95	"				6.43	\$10		2 hrs,			75¢/hr
	Feb 1,73	6.10	"				6.59	/wk		2x after			3rd
		Apr 30,73						(3) OPC					\$1.00/hr
								5¢					

Footnotes to Table 11 on page 77

Table 11 (cont'd)

MARBLE, TERRAZZO & TILE SETTER

Job Title	WAGE AND RELATED PAYMENTS FOR REGULARLY SCHEDULED DAYTIME HOURS							SPECIAL FUNDS	STANDARD HOURS	OVERTIME			SHIFT PREMIUMS	WORK BREAKS	REPORTING PAY	
	Effective Date	Hourly Rate	Vacation	Health and Welfare	Pension	S.U.B.	Total			After Daily Hours	Saturday	Sunday and Holidays			General	Inclement Weather
en (56)	May 1,72	CI \$5.75	7%	(7)	-	-	(7)	(2) AT	8/40	1½ x 1st	2x	2x	2nd 75¢/hr, 3rd \$1.00/hr	2x10 mins	2 hrs	-
	Nov 1,72	5.95	"					\$10		2 hrs,						
	Feb 1,73	6.05	8%					/wk		2x after						
erton		Apr 30,73						(3) OPC								
								5¢								
ira, ener, eston &																
58)	May 1,72	CI \$5.75	8%	-	-	-	\$6.21	(2) AT	8/40	1½ x 1st	2x	2x	2nd 75¢/hr, 3rd \$1.00/hr	2x10 mins	2 hrs	-
ict	Nov 1,72	5.95	"				6.43	\$10		2 hrs,						
	Feb 1,73	6.10	"				6.59	/wk		2x after						
		Apr 30,73						(3) OPC								
								5¢								
1,52)	May 1,72	CI \$6.25	8%	20¢	10¢	-	\$7.05	(1) AT	8/40	1½ x 1st	2x	2x	2nd 75¢/hr, 3rd \$1.00/hr	2x10 mins	2 hrs	-
	Nov 1,72	6.35	"	"	20¢	-	\$7.26	\$10		2 hrs,						
	Feb 1,73	6.50	"	"	"	-	\$7.42	/wk		2x after						
		Apr 30,73						(3) OPC								
								5¢								
gion	May 1,72	CI \$6.09	8%	20¢	10¢	-	\$6.88	(2) AT	8/40	1½ x 1st	2x	2x	2nd 75¢/hr, 3rd \$1.00/hr	2x10 mins	2 hrs	-
	Nov 1,72	6.19	"	"	20¢	-	7.09	\$10		2 hrs,						
	Feb 1,73	6.34	"	"	"	-	7.25	/wk		2x after						
		Apr 30,73						(3) OPC								
								5¢								
57)	May 1,72	CI \$5.75	8%	-	-	-	\$6.21	(2) AT	8/40	1½ x 1st	2x	2x	2nd 75¢/hr, 3rd \$1.00/hr	2x10 mins	2 hrs	-
	Nov 1,72	5.95	"				6.43	\$10		2 hrs,						
	Feb 1,73	6.10	"				6.59	/wk		2x after						
		Apr 30,73						(3) OPC								
								5¢								

Table 11 (cont'd)

Location and Union	WAGE AND RELATED PAYMENTS FOR REGULARLY SCHEDULED DAYTIME HOURS							SPECIAL FUNDS	STANDARD HOURS	OVERTIME			SHIFT PREMIUMS	W BR
	Effective Date	Hourly Rate	Vaca- tion	Health and Welfare	Pen- sion	S.U.B.	Total			After Daily Hours	Saturday	Sunday and Holidays		
<u>Lakehead Northwestern Ontario Region (59)</u>														
Carpenters, Loc. 2693														
Thunder Bay District	Sep 1,71	CI \$5.45	8%	-	-	-	\$5.89	-	8/40	1½ x 1st	2x	2x	2nd	2x
	Apr 1,72	5.75	"				6.21			4 hrs,			8	mi
	Sep 1,72	6.10	"				6.59			2x after			3rd	S
		Apr 30,73											1.1/7x	

Table 11 (cont'd)

MARBLE, TERRAZZO & TILE SETTER

WAGE AND RELATED PAYMENTS FOR REGULARLY SCHEDULED DAYTIME HOURS							SPECIAL FUNDS	STANDARD HOURS	OVERTIME			SHIFT PREMIUMS	WORK BREAKS	REPORTING PAY	
Effective Date	Hourly Rate	Vaca- tion	Health and Welfare	Pen- sion	S.U.B.	Total			After Daily Hours	Saturday	Sunday and Holidays			General	Inclement Weather
Sep 1,71	CI \$5.45	8%	-	-	-	\$5.89	-	8/40	1½ x 1st	2x	2x	2nd & 3rd 1.1/7x	2x10 mins	2 hrs	-
Apr 1,72	5.75	"				6.21			4 hrs,						
Sep 1,72	6.10	"				6.59			2x after						
	Apr 30,73														

Table 11 - Marble, Terrazzo & Tile Setter

Footnotes

- (1) - Marble Setter.
- (2) - Minimum amount contributed to an apprentice's wages while he is attending trade school.
- (3) - Bricklayers Ontario Provincial Conference Fund - 1 cent of the 5 cents paid to the Fund is allocated to an industry fund.
- (4) - Tile and Terrazzo Setter.
- (5) - 2 cents paid to Fund by members of the Niagara Construction Association, 7 cents by non-members.
- (6) - Includes 4% vacation pay, and 4% statutory holiday pay.
- (7) - Employer pays 100% of cost of health and welfare. Because the amount the employer pays per hour to health and welfare could not be determined, no totals were calculated.

Table 12

HOURS, WAGES AND RELATED PAYMENTS FOR MILLWRIGHTS
UNDER ONTARIO CONSTRUCTION AGREEMENTS, BY LOCATION AND UNION

Location and Union	WAGE AND RELATED PAYMENTS FOR REGULARLY SCHEDULED DAYTIME HOURS							SPECIAL FUNDS	STANDARD HOURS	OVERTIME			SHIFT PREMIUMS	WO BR
	Effective Date	Hourly Rate	Vaca- tion	Health and Welfare	Pen- sion	S.U.B.	Total			After Daily Hours	Saturday	Sunday and Holidays		
<u>Eastern Ontario Region (50)</u>														
Carpenters, Int'l. (51)														
Entire Region	Aug 12, 71	\$6.30	9%	25¢	15¢	10¢	\$7.37	AF 2¢	8/40	2x	2x	2x	2nd & 3rd 15% per hr	2 x
	Dec 1, 71	6.55	"	30¢	"	"	7.69	IF 5¢						
	Jun 1, 72	7.05	"	"	20¢	"	8.28							
	Dec 1, 72	7.31	"	"	"	"	8.57							
	May 31, 73													
<u>Lake Ontario Region (51)</u>														
Carpenters, Int'l. (50)														
Lennox-Addington County	Aug 12, 71	\$6.30	9%	25¢	15¢	10¢	\$7.37	AF 2¢	8/40	2x	2x	2x	2nd & 3rd 15% per hr	2 x
	Dec 1, 71	6.55	"	30¢	"	"	7.69	IF 5¢						
	Jun 1, 72	7.05	"	"	20¢	"	8.28							
	Dec 1, 72	7.31	"	"	"	"	8.57							
	May 31, 73													
Carpenters, Int'l. (52, 53, 54, 55, 56, 57, 58, 59)														
Durham, Haliburton, Hastings, Northumberland, Peterborough, Prince Edward & Victoria Counties	Aug 12, 71	\$6.40	9%	25¢	15¢	10¢	\$7.48	AF 2¢	8/40	2x	2x	2x	2nd & 3rd 15% per hr	2 x
	Dec 1, 71	6.65	"	30¢	"	"	7.80	IF 5¢						
	Jun 1, 72	7.16	"	"	20¢	"	8.40							
	Dec 1, 72	7.41	"	"	"	"	8.68							
	May 31, 73													
<u>Central Ontario Region (52)</u>														
Carpenters, Int'l. (51, 53, 54, 55, 56, 57, 58, 59)														
Entire Region	Aug 12, 71	\$6.40	9%	25¢	15¢	10¢	\$7.48	AF 2¢	8/40	2x	2x	2x	2nd & 3rd 15% per hr	2 x
	Dec 1, 71	6.65	"	30¢	"	"	7.80	IF 5¢						
	Jun 1, 72	7.16	"	"	20¢	"	8.40							
	Dec 1, 72	7.41	"	"	"	"	8.68							
	May 31, 73													

Table 12

HOURS, WAGES AND RELATED PAYMENTS FOR MILLWRIGHTS
UNDER ONTARIO CONSTRUCTION AGREEMENTS, BY LOCATION AND UNION

WO BR	WAGE AND RELATED PAYMENTS FOR REGULARLY SCHEDULED DAYTIME HOURS								SPECIAL FUNDS	STANDARD HOURS	OVERTIME			SHIFT PREMIUMS	WORK BREAKS	MILLWRIGHT REPORTING PAY	
	Effective Date	Hourly Rate	Vaca- tion	Health and Welfare	Pen- sion	S.U.B.	Total	After Daily Hours			Saturday	Sunday and Holidays	General			Inclment Weather	
	Aug 12,71	\$6.30	9%	25¢	15¢	10¢	\$7.37	AF 2¢	8/40	2x	2x	2x	2nd & 3rd 15% per hr	2 x 10 mins	(1)	2 hrs	
	Dec 1,71	6.55	"	30¢	"	"	7.69	IF 5¢									
	Jun 1,72	7.05	"	"	20¢	"	8.28										
	Dec 1,72	7.31	"	"	"	"	8.57										
	May 31, 73																
2 x r m	nty	Aug 12,71	\$6.30	9%	25¢	15¢	\$7.37	AF 2¢	8/40	2x	2x	2x	2nd & 3rd 15% per hr	2 x 10 mins	(1)	2 hrs	
		Dec 1,71	6.55	"	30¢	"	7.69	IF 5¢									
		Jun 1,72	7.05	"	"	20¢	8.28										
		Dec 1,72	7.31	"	"	"	8.57										
		May 31, 73															
2 x r m	land,	Aug 12,71	\$6.40	9%	25¢	15¢	\$7.48	AF 2¢	8/40	2x	2x	2x	2nd & 3rd 15% per hr	2 x 10 mins	(1)	2 hrs	
		Dec 1,71	6.65	"	30¢	"	7.80	IF 5¢									
		Jun 1,72	7.16	"	"	20¢	8.40										
		Dec 1,72	7.41	"	"	"	8.68										
		May 31, 73															
2 x r m		Aug 12,71	\$6.40	9%	25¢	15¢	\$7.48	AF 2¢	8/40	2x	2x	2x	2nd & 3rd 15% per hr	2 x 10 mins	(1)	2 hrs	
		Dec 1,71	6.65	"	30¢	"	7.80	IF 5¢									
		Jun 1,72	7.16	"	"	20¢	8.40										
		Dec 1,72	7.41	"	"	"	8.68										
		May 31, 73															

Table 12 (cont'd)

Location and Union	WAGE AND RELATED PAYMENTS FOR REGULARLY SCHEDULED DAYTIME HOURS							SPECIAL FUNDS	STANDARD HOURS	OVERTIME			SHR PREM
	Effective Date	Hourly Rate	Vaca- tion	Health and Welfare	Pen- sion	S.U.B.	Total			After Daily Hours	Saturday	Sunday and Holidays	
<u>Niagara Region (53)</u>													
Carpenters, Int'l. (51, 52, 54, 55, 56, 57, 58, 59)													
Entire Region	Aug 12, 71	\$6.40	9%	25¢	15¢	10¢	\$7.48	AF 2¢	8/40	2x	2x	2x	2nd & 15% p
	Dec 1, 71	6.65	"	30¢	"	"	7.80	IF 5¢					
	Jun 1, 72	7.16	"	"	20¢	"	8.40						
	Dec 1, 72	7.41	"	"	"	"	8.68						
	May 31, 73												
<u>Lake Erie Region (54)</u>													
Carpenters, Int'l. (51, 52, 53, 55, 56, 57, 58, 59)													
Entire Region	Aug 12, 71	\$6.40	9%	25¢	15¢	10¢	\$7.48	AF 2¢	8/40	2x	2x	2x	2nd & 15% p
	Dec 1, 71	6.65	"	30¢	"	"	7.80	IF 5¢					
	Jun 1, 72	7.16	"	"	20¢	"	8.40						
	Dec 1, 72	7.41	"	"	"	"	8.68						
	May 31, 73												
<u>Lake St. Clair Region (55)</u>													
Carpenters, Int'l. (51, 52, 53, 54, 56, 57, 58, 59)													
Entire Region	Aug 12, 71	\$6.40	9%	25¢	15¢	10¢	\$7.48	AF 2¢	8/40	2x	2x	2x	2nd & 15% p
	Dec 1, 71	6.65	"	30¢	"	"	7.80	IF 5¢					
	Jun 1, 72	7.16	"	"	20¢	"	8.40						
	Dec 1, 72	7.41	"	"	"	"	8.68						
	May 31, 73												
<u>Midwestern Ontario Region (56)</u>													
Carpenters, Int'l. (51, 52, 53, 54, 55, 57, 58, 59)													
Entire Region	Aug 12, 71	\$6.40	9%	25¢	15¢	10¢	\$7.48	AF 2¢	8/40	2x	2x	2x	2nd & 15% p
	Dec 1, 71	6.65	"	30¢	"	"	7.80	IF 5¢					
	Jun 1, 72	7.16	"	"	20¢	"	8.40						
	Dec 1, 72	7.41	"	"	"	"	8.68						
	May 31, 73												

Table 12 (cont'd)

Region	WAGE AND RELATED PAYMENTS FOR REGULARLY SCHEDULED DAYTIME HOURS								SPECIAL FUNDS	STANDARD HOURS	OVERTIME			SHIFT PREMIUMS	WORK BREAKS	MILLRIGHT REPORTING PAY	
	Effective Date	Hourly Rate	Vaca- tion	Health and Welfare	Pen- sion	S.U.B.	Total	After Daily Hours			Saturday	Sunday and Holidays	General			Inclment Weather	
(51, 52, 59)	Aug 12,71	\$6.40	9%	25¢	15¢	10¢	\$7.48	AF 2¢	8/40	2x	2x	2x	2nd & 3rd 15% per hr	2 x 10 mins	(1)	2 hrs	
	Dec 1,71	6.65	"	30¢	"	"	7.80	IF 5¢									
	Jun 1,72	7.16	"	"	20¢	"	8.40	"									
	Dec 1,72	7.41	"	"	"	"	8.68	"									
	May 31, 73																
(51, 52, 59)	Aug 12,71	\$6.40	9%	25¢	15¢	10¢	\$7.48	AF 2¢	8/40	2x	2x	2x	2nd & 3rd 15% per hr	2 x 10 mins	(1)	2 hrs	
	Dec 1,71	6.65	"	30¢	"	"	7.80	IF 5¢									
	Jun 1,72	7.16	"	"	20¢	"	8.40	"									
	Dec 1,72	7.41	"	"	"	"	8.68	"									
	May 31, 73																
(55)																	
(51, 52, 59)	Aug 12,71	\$6.40	9%	25¢	15¢	10¢	\$7.48	AF 2¢	8/40	2x	2x	2x	2nd & 3rd 15% per hr	2 x 10 mins	(1)	2 hrs	
	Dec 1,71	6.65	"	30¢	"	"	7.80	IF 5¢									
	Jun 1,72	7.16	"	"	20¢	"	8.40	"									
	Dec 1,72	7.41	"	"	"	"	8.68	"									
	May 31, 73																
Region (56)																	
(51, 52, 59)	Aug 12,71	\$6.40	9%	25¢	15¢	10¢	\$7.48	AF 2¢	8/40	2x	2x	2x	2nd & 3rd 15% per hr	2 x 10 mins	(1)	2 hrs	
	Dec 1,71	6.65	"	30¢	"	"	7.80	IF 5¢									
	Jun 1,72	7.16	"	"	20¢	"	8.40	"									
	Dec 1,72	7.41	"	"	"	"	8.68	"									
	May 31, 73																

Table 12 (cont'd)

Location and Union	WAGE AND RELATED PAYMENTS FOR REGULARLY SCHEDULED DAYTIME HOURS							SPECIAL FUNDS	STANDARD HOURS	OVERTIME			SHIFT PREMIUMS
	Effective Date	Hourly Rate	Vaca- tion	Health and Welfare	Pen- sion	S.U.B.	Total			After Daily Hours	Saturday	Sunday and Holidays	
<u>Georgian Bay Region (57)</u>													
Carpenters, Int'l. (51, 52 53, 54, 55, 56, 58, 59)													
Entire Region													
	Aug 12, 71	\$6.40	9%	25¢	15¢	10¢	\$7.48	AF 2¢	8/40	2x	2x	2x	2nd & 3rd
	Dec 1, 71	6.65	"	30¢	"	"	7.80	IF 5¢					15% per hr
	Jun 1, 72	7.16	"	"	20¢	"	8.40						
	Dec 1, 72	7.41	"	"	"	"	8.68						
		May 31, 73											
<u>Northeastern Ontario Region(58)</u>													
Carpenters, Int'l. (51, 52 53, 54, 55, 56, 57, 59)													
Entire Region													
	Aug 12, 71	\$6.40	9%	25¢	15¢	10¢	\$7.48	AF 2¢	8/40	2x	2x	2x	2nd & 3rd
	Dec 1, 71	6.65	"	30¢	"	"	7.80	IF 5¢					15% per hr
	Jun 1, 72	7.16	"	"	20¢	"	8.40						
	Dec 1, 72	7.41	"	"	"	"	8.68						
		May 31, 73											
<u>Lakehead-Northwestern Ontario Region (59)</u>													
Carpenters, Int'l. (51, 52 53, 54, 55, 56, 57, 58)													
Entire Region													
	Aug 12, 71	\$6.40	9%	25¢	15¢	10¢	\$7.48	AF 2¢	8/40	2x	2x	2x	2nd & 3rd
	Dec 1, 71	6.65	"	30¢	"	"	7.80	IF 5¢					15% per hr
	Jun 1, 72	7.16	"	"	20¢	"	8.40						
	Dec 1, 72	7.41	"	"	"	"	8.68						
		May 31, 73											

Table 12 (cont'd)

S	B	WAGE AND RELATED PAYMENTS FOR REGULARLY SCHEDULED DAYTIME HOURS								SPECIAL FUNDS	STANDARD HOURS	OVERTIME			SHIFT PREMIUMS	WORK BREAKS	MILLWRIGHT REPORTING PAY	
		Effective Date	Hourly Rate	Vaca- tion	Health and Welfare	Pen- sion	S.U.B.	Total	After Daily Hours			Saturday	Sunday and Holidays	General			Inclement Weather	
		Aug 12,71	\$6.40	9%	25¢	15¢	10¢	\$7.48	AF 2¢	8/40	2x	2x	2x	2nd & 3rd 15% per hr	2 x 10 mins	(1)	2 hrs	
		Dec 1,71	6.65	"	30¢	"	"	7.80	IF 5¢									
		Jun 1,72	7.16	"	"	20¢	"	8.40										
		Dec 1,72	7.41	"	"	"	"	8.68										
		May 31, 73																
		Aug 12,71	\$6.40	9%	25¢	15¢	10¢	\$7.48	AF 2¢	8/40	2x	2x	2x	2nd & 3rd 15% per hr	2 x 10 mins	(1)	2 hrs	
		Dec 1,71	6.65	"	30¢	"	"	7.80	IF 5¢									
		Jun 1,72	7.16	"	"	20¢	"	8.40										
		Dec 1,72	7.41	"	"	"	"	8.68										
		May 31, 73																
		Aug 12,71	\$6.40	9%	25¢	15¢	10¢	\$7.48	AF 2¢	8/40	2x	2x	2x	2nd & 3rd 15% per hr	2 x 10 mins	(1)	2 hrs	
		Dec 1,71	6.65	"	30¢	"	"	7.80	IF 5¢									
		Jun 1,72	7.16	"	"	20¢	"	8.40										
		Dec 1,72	7.41	"	"	"	"	8.68										
		May 31, 73																

Table 12 - Millwright

Footnotes

(1) - 3 hours for reporting, 4 hours if work commences.

Table 13A

HOURS, WAGES AND RELATED PAYMENTS FOR OPERATING ENGINEERS (BULLDOZER OPERATORS)
UNDER ONTARIO CONSTRUCTION AGREEMENTS, BY LOCATION AND UNION

Location and Union	WAGE AND RELATED PAYMENTS FOR REGULARLY SCHEDULED DAYTIME HOURS							SPECIAL FUNDS	STANDARD HOURS	OVERTIME			SHIFT PREMIUMS	
	Effective Date	Hourly Rate	Vaca- tion	Health and Welfare	Pen- sion	S.U.B.	Total			After Daily Hours	Saturday	Sunday and Holidays		
<u>Eastern Ontario Region (50)</u>														
Operating Engineers, Loc. 793 (51)														
Entire Region	Sep 14,71	CI \$5.35	8%	-	-	-	\$5.78	-	8/40	1½x 1st 2 hrs, 2x after	1½x 1st 2 hrs, 2x after	2x	2nd 40¢/hr, 3rd 50¢/hr	
	Jan 1,72	5.75	"				6.21							
	May 1,72	6.25	"				6.75							
	Nov 1,72	6.60	"				7.13							
	Feb 1,73	6.85	"				7.40							
	Apr 30,73													
Operating Engineers, Loc. 793														
Carleton County	Nov 1,71	RdS \$3.95	7%	-	-	-	\$4.23	-	(1) /55	1½x after wkly hrs	-	2x	-	
Russell County(west half)	Mar 1,72	4.15	"				4.44							
	Nov 1,72	4.35	"				4.65							
	Mar 8,73													
Operating Engineers, Loc. 793 (51)														
Frontenac & Leeds Counties	Sep 14,71	CI \$5.35	8%	-	-	-	\$5.78	-	8/40	1½x 1st 2 hrs, 2x after	1½x 1st 2 hrs, 2x after	2x	2nd 40¢/hr, 3rd 50¢/hr	
	Jan 1,72	5.75	"				6.21							
	May 1,72	6.25	"				6.75							
	Nov 1,72	6.60	"				7.13							
	Feb 1,73	6.85	"				7.40							
	Apr 30,73													
	Nov 1,71	Rd \$4.10	7%	-	-	-	\$4.39	-	(1) /55	1½x after wkly hrs	1½x	-	-	
	May 1,72	4.40	"				4.71							
	Nov 1,72	4.45	"				4.76							
	Mar 8,73													
	Nov 1,71	S \$4.75	7%	-	-	-	\$5.08	-	10/50	1½x	1½x	2x	15¢/hr May 1/72 25¢/hr	
	May 1,72	5.25	8%				5.67							
	May 1,73	5.75	"				6.21							
	Apr 30,74													

Table 13A

HOURS, WAGES AND RELATED PAYMENTS FOR OPERATING ENGINEERS (BULLDOZER OPERATORS)
UNDER ONTARIO CONSTRUCTION AGREEMENTS, BY LOCATION AND UNION

WAGE AND RELATED PAYMENTS FOR REGULARLY SCHEDULED DAYTIME HOURS								BULLDOZER OPERATOR							
Effective Date	Hourly Rate	Vacation	Health and Welfare	Pension	S.U.B.	Total	SPECIAL FUNDS	STANDARD HOURS	OVERTIME			SHIFT PREMIUMS	WORK BREAKS	REPORTING PAY	
									After Daily Hours	Saturday	Sunday and Holidays			General	Inclement Weather
795	Sep 14,71 Jan 1,72 May 1,72 Nov 1,72 Feb 1,73	CI	\$5.35 5.75 6.25 6.60 6.85	8% " " "	- - - -	\$5.78 6.21 6.75 7.13 7.40	-	8/40	1½x 1st 2 hrs, 2x after	1½x 1st 2 hrs, 2x after	2x	2nd 40¢/hr, 3rd 50¢/hr	2 x 10 mins	2 hrs	2 hrs
95	Nov 1,71 Mar 1,72 Nov 1,72	RdS	\$3.95 4.15 4.35	7% " "	- - -	\$4.23 4.44 4.65	-	(1) /55	1½x after wkly hrs	-	2x	-	2 x 10 mins	3 hrs	-
95	Sep 14,71 Jan 1,72 May 1,72 Nov 1,72 Feb 1,73	CI	\$5.35 5.75 6.25 6.60 6.85	8% " " "	- - - -	\$5.78 6.21 6.75 7.13 7.40	-	8/40	1½x 1st 2 hrs, 2x after	1½x 1st 2 hrs, 2x after	2x	2nd 40¢/hr, 3rd 50¢/hr	2 x 10 mins	2 hrs	2 hrs
	Nov 1,71 May 1,72 Nov 1,72	Rd	\$4.10 4.40 4.45	7% " "	- - -	\$4.39 4.71 4.76	-	(1) /55	1½x after wkly hrs	1½x	-	-	-	4 hrs	2 hrs
	Nov 1,71 May 1,72 May 1,73	S	\$4.75 5.25 5.75	7% 8% "	- - -	\$5.08 5.67 6.21	-	10/50	1½x	1½x	2x	15¢/hr May 1/72 25¢/hr	-	2 hrs	-
	Apr 30,73 Apr 30,73 Apr 30,74		30,73 30,73 30,74												

Table 13A (cont'd.)

Location and Union	WAGE AND RELATED PAYMENTS FOR REGULARLY SCHEDULED DAYTIME HOURS							SPECIAL FUNDS	STANDARD HOURS	OVERTIME			SHIFT PREMIUM
	Effective Date	Hourly Rate	Vaca- tion	Health and Welfare	Pen- sion	S.U.B.	Total			After Daily Hours	Saturday	Sunday and Holidays	
<u>Lake Ontario Region (51)</u>													
Operating Engineers Loc. 793 (50)													
Durham County	Sep 14, 71	CI \$5.35	8%	-	-	-	\$5.78	-	8/40	1½x 1st	1½x 1st	2x	2nd
Port Hope	Jan 1, 72	5.75	"	-	-	-	6.21	-		2 hrs,	2 hrs,		40c
Hastings County	May 1, 72	6.25	"	-	-	-	6.75	-		2x after	2x after		3rd
Belleville, Deseronto, Frankford, Madoc, Marmor, Stirling, Trenton & Tweed	Nov 1, 72	6.60	"	-	-	-	7.13	-					50c
	Feb 1, 73	6.85	"	-	-	-	7.40	-					
	Apr 30, 73												
Lennox-Addington, North- umberland & Prince Edward Counties	Nov 1, 71	Rd \$4.10	7%	-	-	-	\$4.39	-	(1) /55	1½x after wkly hrs	1½x	-	-
	May 1, 72	4.40	"	-	-	-	4.71	-					
	Nov 1, 72	4.45	"	-	-	-	4.76	-					
	Mar 8, 73												
	Nov 1, 71	S \$4.75	7%	-	-	-	\$5.08	-	10/50	1½x	1½x	2x	15c/
	May 1, 72	5.25	8%	-	-	-	5.67	-					May 1,
	May 1, 73	5.75	"	-	-	-	6.21	-					25c/
	Apr 30, 74												
Operating Engineers, Loc. 793													
Peterborough & Victoria Counties	Nov 1, 71	CI \$6.20	9%	-	-	-	\$6.76	-	8/40	1½x	2x	2x	2nd
	May 1, 72	6.95	"	-	-	-	7.58	-		1st hr,			35c/
	Nov 1, 72	7.10	"	-	-	-	7.74	-		2x after			3rd
	Feb 1, 73	7.50	"	-	-	-	8.18	-					45c/
	Apr 30, 73												
	Nov 1, 71	Rd \$4.55	7%	-	-	-	\$4.87	-	10/50	1½x	1½x	2x	-
	Nov 1, 71	S \$4.75	7%	-	-	-	\$5.08	-	10/50	1½x	1½x	2x	15c/
	Oct 5, 72	5.72											
<u>Central Ontario Region (52)</u>													
Operating Engineers, Loc. 793													
Ontario County	Jul 1, 71	Rd \$4.85	8%	-	-	-	\$5.24	-	(1) /50	1½x after wkly hrs	1½x	2x	-
Beaverton, Cannington, Oshawa, Port Perry, Uxbridge & Whitby	May 1, 72	5.55					5.99	-					
	Apr 30, 73												
Operating Engineers, Loc. 793													
Halton County	Nov 1, 71	CI \$6.20	7%	-	-	-	\$6.76	-	8/40	1½x	2x	2x	2nd
Acton, Georgetown, Milton & Oakville	May 1, 72	6.95	"	-	-	-	7.58	-		1st hr,			35c/
	Nov 1, 72	7.10	"	-	-	-	7.74	-		2x after			3rd
Ontario County	Feb 1, 73	7.50	"	-	-	-	8.18	-					40c/
Ajax & Pickering Peel & York Counties	Apr 30, 73												

Footnotes to Table 13A on page 91

Table 15A (cont'd.)

85

MULLIKER OPERATOR

Location	WAGE AND RELATED PAYMENTS FOR REGULARLY SCHEDULED DAYTIME HOURS							SPECIAL FUNDS	STANDARD HOURS	OVERTIME			SHIFT PREMIUMS	WORK BREAKS	REPORTING PAY	
	Effective Date	Hourly Rate	Vacation	Health and Welfare	Pension	S.U.B.	Total			After Daily Hours	Saturday	Sunday and Holidays			General	Inclement Weather
(51)																
Loc. 793	Sep 14, 71	CI \$5.35	8%	-	-	-	\$5.78	-	8/40	1½x 1st 2 hrs, 2x after	1½x 1st 2 hrs, 2x after	2x	2nd 40¢/hr, 3rd 50¢/hr	2 x 10 mins	2 hrs	2 hrs
	Jan 1, 72	5.75	"				6.21									
	May 1, 72	6.25	"				6.75									
Deseronto, doc, ling, ed, n, North- nce	Nov 1, 72	6.60	"				7.13									
	Feb 1, 73	6.85	"				7.40									
	Apr 30, 73															
	Nov 1, 71	Rd \$4.10	7%	-	-	-	\$4.39	-	(1) /55	1½x after wkly hrs	1½x	-	-	-	4 hrs	2 hrs
	May 1, 72	4.40	"				4.71									
	Nov 1, 72	4.45	"				4.76									
	Mar 8, 73															
	Nov 1, 71	S \$4.75	7%	-	-	-	\$5.08	-	10/50	1½x	1½x	2x	15¢/hr	-	2 hrs	-
	May 1, 72	5.25	8%				5.67						May 1/72			
	May 1, 73	5.75	"				6.21						25¢/hr			
	Apr 30, 74															
Loc. 793																
Victoria	Nov 1, 71	CI \$6.20	9%	-	-	-	\$6.76	-	8/40	1½x 1st hr, 2x after	2x	2x	2nd 35¢/hr, 3rd 45¢/hr	2x, no duration given	4 hrs	2 hrs
	May 1, 72	6.95	"				7.58									
	Nov 1, 72	7.10	"				7.74									
	Feb 1, 73	7.50	"				8.18									
	Apr 30, 73															
	Nov 1, 71	Rd \$4.55	7%	-	-	-	\$4.87	-	10/50	1½x	1½x	2x	-	-	2 hrs	-
	Nov 1, 71	S \$4.75	7%	-	-	-	\$5.08	-	10/50	1½x	1½x	2x	15¢/hr	-	2 hrs	-
	Oct 5, 72															
(52)																
Loc. 793																
Amington, Perry, atby	Jul 1, 71	Rd \$4.85	8%	-	-	-	\$5.24	-	(1) /50	1½x after wkly hrs	1½x	2x	-	2x, no duration given	4 hrs	1 hr
	May 1, 72	5.55	"				5.99									
	Apr 30, 73															
Loc. 793																
town, lle	Nov 1, 71	CI \$6.20	7%	-	-	-	\$6.76	-	8/40	1½x 1st hr, 2x after	2x	2x	2nd 35¢/hr, 3rd 40¢/hr	2x, no duration given	4 hrs	2 hrs
	May 1, 72	6.95	"				7.58									
	Nov 1, 72	7.10	"				7.74									
	Feb 1, 73	7.50	"				8.18									
	Apr 30, 73															

Table 13A (cont'd.)

Location and Union	WAGE AND RELATED PAYMENTS FOR REGULARLY SCHEDULED DAYTIME HOURS							SPECIAL FUNDS	STANDARD HOURS	OVERTIME			SHIFT PREMIUMS	WORKING TIME	
	Effective Date	Hourly Rate	Vaca-tion	Health and Welfare	Pen-sion	S.U.B.	Total			After Daily Hours	Saturday	Sunday and Holidays			
Central Ontario Region (52) (cont'd.)															
Operating Engineers, Loc. 793															
Halton County Acton, Georgetown, Milton & Oakville (Acton & Georgetown also included in the Loc's. Kitchener RdS Agrt.) Ontario County Ajax & Pickering Peel & York Counties	Jul 1,71	Rd \$5.20	8%	-	-	-	\$5.62	-	(1) /50	1½x after wkly hrs	1½x	2x	2nd & 3rd 20¢/hr	2x, dur tion give	793
	May 1,72	5.90	"	-	-	-	6.37	-							
	Apr 30,73														
Operating Engineers, Loc. 793															
Halton County Acton, Georgetown, Milton & Oakville (Acton & Georgetown also included in the Loc's. Kitchener RdS Agrt.) Ontario County Ajax & Pickering Peel & York Counties	Jul 1,71	S \$5.25	8%	-	-	-	\$5.66	-	10/50	1½x	1½x	2x	2nd & 3rd 20¢/hr	2x, dur tion give	793
	May 1,72	5.95	"	-	-	-	6.43	-							
	Apr 30,73														
Operating Engineers, Loc. 793 (53, 54, 55)															
Halton County Acton & Georgetown (Acton & Georgetown also included in the Loc's. Toronto Rd & S Agrts.)	May 1,71	RdS \$4.20	6%	(2)	-	-	(2)	-	(1) /52½	1½x after 12 hrs	1½x after 12 noon	Sun 2x Hol 1½x	10¢/hr	2 x min	793
	May 1,72	4.70	"	"	-	-	"	-	May 1/72						
	May 1,73	5.20	"	"	-	-	"	-	(1) /50						
Apr 30,74															
Operating Engineers, Loc. 793 (53)															
Halton County Burlington	Nov 1,71	CI \$6.68	9%	-	-	-	\$7.28	-	8/40	2x	2x	2x	2nd & 3rd 1.1/8x	2x, dur tion give	793
	May 1,72	7.45	"	-	-	-	8.10	-							
	Nov 1,72	7.58	"	-	-	-	8.26	-							
Apr 30,73															
Operating Engineers, Loc. 793 (53)															
Halton County Burlington	Jul 1,71	RdS \$5.20	7%	-	-	-	\$5.56	-	(1) /50	1½x after wkly hrs	1½x	1½x	1.1/9x	2 x min	793
	May 1,72	5.90	"	-	-	-	6.31	-							
	Sep 17,72	5.90	8%	-	-	-	6.37	-							
Sep 1,73															

Footnotes to Table 13A on page 91

Table 13A (cont'd.)

WAGE AND RELATED PAYMENTS FOR REGULARLY SCHEDULED DAYTIME HOURS	BULLDOZER OPERATOR															
	Effective Date	Hourly Rate	Vacation	Health and Welfare	Pension	S.U.B.	Total	SPECIAL FUNDS	STANDARD HOURS	OVERTIME			SHIFT PREMIUMS	WORK BREAKS	REPORTING PAY	
										After Daily Hours	Saturday	Sunday and Holidays			General	Inclement Weather
793	Jul 1, 71 May 1, 72	Rd \$5.20 5.90	8% "	-	-	-	\$5.62 6.37	-	(1) /50	1 1/2x after wkly hrs	1 1/2x	2x	2nd & 3rd 20¢/hr	2x, no duration given	4 hrs	1 hr
793	Jul 1, 71 May 1, 72	S \$5.25 5.95	8% "	-	-	-	\$5.66 6.43	-	10/50	1 1/2x	1 1/2x	2x	2nd & 3rd 20¢/hr	2x, no duration given	4 hrs	1 hr
793	May 1, 71 May 1, 72 May 1, 73	RdS \$4.20 4.70 5.20	6% " "	(2) " "	-	-	(2) " "	-	(1) /52 1/2 May 1/72 (1) /50	1 1/2x after 12 hrs	1 1/2x after 12 noon	Sun 2x Hol 1 1/2x	10¢/hr	2 x 10 mins	1 hr	-
793	Nov 1, 71 May 1, 72 Nov 1, 72	CI \$6.68 7.43 7.58	9% " "	-	-	-	\$7.28 8.10 8.26	-	8/40	2x	2x	2x	2nd & 3rd 1.1/8x	2x, no duration given	8 hrs	2 hrs
793	Jul 1, 71 May 1, 72 Sep 17, 72	RdS \$5.20 5.90 5.90	7% " 8%	-	-	-	\$5.56 6.31 6.37	-	(1) /50	1 1/2x after wkly hrs	1 1/2x	1 1/2x	1.1/9x	2 x 10 mins	4 hrs	1 hr

Table 13A (cont'd.)

Location and Union	WAGE AND RELATED PAYMENTS FOR REGULARLY SCHEDULED DAYTIME HOURS							SPECIAL FUNDS	STANDARD HOURS	OVERTIME			SHIFT PREMIUM	
	Effective Date	Hourly Rate	Vaca- tion	Health and Welfare	Pen- sion	S.U.B.	Total			After Daily Hours	Saturday	Sunday and Holidays		
<u>Niagara Region (53)</u>														
Operating Engineers, Loc. 793 (52, 54, 56, 57)														
Brant County	May 1,71	RdS \$4.20	6%	(2)	-	-	(2)	-	(1) /52	1 1/2x after 12 hrs	1 1/2x after 12 noon	Sun 2x Hol 1 1/2x	10¢/hr	
	May 1,72	4.70	"	"			"		May 1/72					
	May 1,73	5.20	"	"			"		(1) /50					
	Apr 30,74													
Operating Engineers, Loc. 793														
Haldimand, Lincoln & Welland Counties	Nov 1,71	CI \$6.68	9%	-	-	-	\$7.28	-	8/40	2x	2x	2x	2nd & 3rd 1.1/8x	
	May 1,72	7.43	"				8.10							
	Nov 1,72	7.58	"				8.26							
	Apr 30,73													
Operating Engineers, Loc. 793 (52)														
Wentworth County	Nov 1,71	CI \$6.68	9%	-	-	-	\$7.28	-	8/40	2x	2x	2x	2nd & 3rd 1.1/8x	
	May 1,72	7.43	"				8.10							
	Nov 1,72	7.58	"				8.26							
	Apr 30,73													
Operating Engineers, Loc. 793 (52)														
Wentworth County	Jul 1,71	RdS \$5.20	7%	-	-	-	\$5.56	-	(1) /50	1 1/2x after wkly hrs	1 1/2x	1 1/2x	1.1/9x	
	May 1,72	5.90	"				6.31							
	Sep 17,72	5.90	8%				6.37							
	Sep 1,73													
<u>Lake Erie Region (54)</u>														
Operating Engineers, Loc. 793 (56, 57)														
Elgin, Middlesex & Oxford Counties	Nov 1,71	CI \$5.20	8%	20¢	-	-	\$5.82	-	8/40	2x	2x	2x	2nd & 3rd 1 1/2x	
	May 1,72	5.76	"	"			6.42							
	Nov 1,72	6.13	"	"			6.82							
	Apr 30,73													
Operating Engineers, Loc. 793 (56, 57)														
Elgin, Middlesex & Oxford Counties	Nov 1,71	R \$5.20	4%	20¢	-	-	\$5.61	-	(1) /48	1 1/2x after wkly hrs	-	1 1/2x	-	
	May 1,72	5.76	"	"			6.19							
	Nov 1,72	6.13	"	"			6.58							
	Dec 31,72													

Footnotes to table 13A on page 91



Table 13A (cont'd.)

85

BULLDOZER OPERATOR

Loc.	WAGE AND RELATED PAYMENTS FOR REGULARLY SCHEDULED DAYTIME HOURS							SPECIAL FUNDS	STANDARD HOURS	OVERTIME			SHIFT PREMIUMS	WORK BREAKS	REPORTING PAY	
	Effective Date	Hourly Rate	Vaca- tion	Health and Welfare	Pen- sion	S.U.B.	Total			After Daily Hours	Saturday	Sunday and Holidays			General	Inclement Weather
Loc. 793	May 1,71 May 1,72 May 1,73 Apr 30,74	RdS \$4.20 4.70 5.20 50,74	6% " "	(2) " "	- - -	- - -	(2) " "	-	(1) /52 May 1/72 (1) /50	1 1/2x after 12 hrs	1 1/2x after 12 noon	Sun 2x Hol 1 1/2x	10¢/hr	2 x 10 mins	1 hr	-
Loc. 793	Nov 1,71 May 1,72 Nov 1,72 Apr 30,73	CI \$6.68 7.43 7.58 30,73	9% " "	- - -	- - -	- - -	\$7.28 8.10 8.26	-	8/40	2x	2x	2x	2nd & 3rd 1.1/8x	2x, no dura- tion given	8 hrs	2 hrs
Loc. 793	Nov 1,71 May 1,72 Nov 1,72 Apr 30,73	CI \$6.68 7.43 7.58 30,73	9% " "	- - -	- - -	- - -	\$7.28 8.10 8.26	-	8/40	2x	2x	2x	2nd & 3rd 1.1/8x	2x, no dura- tion given	8 hrs	2 hrs
Loc. 793	Jul 1,71 May 1,72 Sep 1,73	RdS \$5.20 5.90 5.90 Sep 1,73	7% " 8%	- - -	- - -	- - -	\$5.56 6.31 6.37	-	(1) /50	1 1/2x after wkly hrs	1 1/2x	1 1/2x	1.1/9x	2 x 10 mins	4 hrs	1 hr
Loc. 793	Nov 1,71 May 1,72 Nov 1,72 Apr 30,73	CI \$5.20 5.76 6.13 30,73	8% " "	20¢ " "	- - -	- - -	\$5.82 6.42 6.82	-	8/40	2x	2x	2x	2nd & 3rd 1 1/2x	10 mins every 2 hrs	2 hrs	1 hr
Loc. 793	Nov 1,71 May 1,72 Nov 1,72 Dec 31,72	R \$5.20 5.76 6.13 Dec 31,72	4% " "	20¢ " "	- - -	- - -	\$5.61 6.19 6.58	-	(1) /48	1 1/2x after wkly hrs	-	1 1/2x	-	10 mins every 2 hrs	2 hrs	1 hr

Table 13A (cont'd.)

Location and Union	WAGE AND RELATED PAYMENTS FOR REGULARLY SCHEDULED DAYTIME HOURS							SPECIAL FUNDS	STANDARD HOURS	OVERTIME			SHIFT PREMIUMS
	Effective Date	Hourly Rate	Vaca- tion	Health and Welfare	Pen- sion	S.U.B.	Total			After Daily Hours	Saturday	Sunday and Holidays	
<u>Lake Erie Region (54)</u> (cont'd.)													
Operating Engineers, Loc. 793 (56, 57)													
Elgin, Middlesex & Oxford Counties (Oxford County also included in the Loc's. Kitchener RdS Agmt.)	Sep 29,71	RdS \$4.15	6%	-	-	-	\$4.40	-	Rd	Rd	-	2x	2nd & 3rd 20¢/hr
	Jul 16,72	4.65	7%				4.98		(1)	1½x after			
	Mar 1,73	4.85	"				5.19		/110	bi-wkly			
	Jul 15,73								bi- wkly	S	1½x after		
Operating Engineers, Loc. 793 (52, 53, 56, 57)													
Norfolk & Oxford Counties (Oxford County also included in the Loc's. London RdS Agmt.)	May 1,71	RdS \$4.20	6%	(2)	-	-	(2)	-	(1)	1½x after	1½x after	Sun 2x	10¢/hr
	May 1,72	4.70	"	"			"		/52½	12 hrs	12 noon	Hol 1½x	
	May 1,73	5.20	"	"			"		May				
	Apr 30,74								1/72				
<u>Lake St. Clair Region (55)</u>													
Operating Engineers, Loc. 793													
Essex & Kent Counties	Jun 1,71	CI \$5.60	8%	3¢	15¢	-	\$6.51	IF 2¢	8/40	2x	2x	2x	2nd 1½x, 3rd 1½x
	Jan 1,72	5.85	"	"	"		6.78						
	Jul 1,72	6.10	"	"	"		7.05						
	Apr 30,74												
Operating Engineers, Loc. 793													
Essex & Kent Counties	May 1,71	R \$5.53	8%	31¢	15¢	-	\$6.23	-	8½	2x	1x 1st	2x	2nd 1½x, 3rd 1½x
	May 1,72	5.99	"	"	"		6.93		/42½		2½ hrs, 2x after		
	Apr 30,74												
Operating Engineers, Loc. 793													
Essex County	Jan 1,72	RdS \$4.98	(3) 8%	31¢	15¢	-	\$5.84	-	(1)	1½x after	-	2x	2nd 20¢/hr, 3rd 30¢/hr
	Apr 1,72	5.18	"	"	"		6.05		/50	wkly hrs			
	Jan 1,73	5.68	"	"	"		6.59						
	Jan 1,74	(4) 6.75	"	"	"		6.64						
Kent County	Jan 1,72	RdS \$4.17	(3) 8%	31¢	15¢	-	\$4.96	-	(1)	1½x after	-	2x	2nd 20¢/hr, 3rd 30¢/hr
	May 1,72	(5) 4.42	"	"	"		5.54		/50	wkly hrs			
Apr 30,75													

Table 15A (cont'd.)

HULL DOZELR OPERATOR

Loc's.	WAGE AND RELATED PAYMENTS FOR REGULARLY SCHEDULED DAYTIME HOURS								SPECIAL FUNDS	STANDARD HOURS	OVERTIME			SHIFT PREMIUMS	WORK BREAKS	REPORTING PAY	
	Effective Date	Hourly Rate	Vacation	Health and Welfare	Pension	S.U.B.	Total	After Daily Hours			Saturday	Sunday and Holidays	General			Inclement Weather	
oc. 793	Sep 29,71	RdS \$4.15	6%	-	-	-	\$4.40	-	Rd	Rd	-	2x	2nd & 3rd 20¢/hr	-	2 hrs	1 hr	
	Jul 16,72	4.65	7%				4.98		(1)	1½x after							
	Mar 1,73	4.85	"				5.19		/110	bi-wkly							
oc's. (t.)		Jul 15,73							bi-wkly	S	1½x after						
									S	1½x after							
									(1)	wkly hrs							
									/50								
oc. 793	May 1,71	RdS \$4.20	6%	(2)	-	-	(2)	-	(1)	1½x after	1½x after	Sun 2x	10¢/hr	2 x 10 mins	1 hr	-	
ounties	May 1,72	4.70	"	"			"		/52½	12 hrs	12 noon	Hol 1½x					
oc's.	May 1,73	5.20	"	"			"		May 1/72								
		Apr 30,74							(1)								
									50								
oc. 793	Jun 1,71	CI \$5.60	8%	3¢	15¢	-	\$6.51	IF 2¢	8/40	2x	2x	2x	2nd 1½x, 3rd 1½x	2x, no duration given	4 hrs	4 hrs	
	Jan 1,72	5.85	"	"	"		6.78										
	Jul 1,72	6.10	"	"	"		7.05										
		Apr 30,74															
oc. 793	May 1,71	R \$5.53	8%	31¢	15¢	-	\$6.23	-	8½	2x	1x 1st	2x	2nd 1½x, 3rd 1½x	2x, no duration given	4 hrs	4 hrs	
	May 1,72	5.99	"	"	"		6.93		/42½		2½ hrs, 2x after						
		Apr 30,74															
oc. 793	Jan 1,72	RdS \$4.98	(3) 8%	31¢	15¢	-	\$5.84	-	(1)	1½x after	-	2x	2nd 20¢/hr, 3rd 30¢/hr	2 x 10 mins	2 hrs	2 hrs	
	Jan 1,72	5.18	"	"	"		6.05		/50	wkly hrs							
	Jan 1,73	5.68	"	"	"		6.59										
	Jan 1,74	(4) 6.75	"	"	"		6.64										
	Jan 1,72	RdS \$4.17	(3) 8%	31¢	15¢	-	\$4.96	-	(1)	1½x after	-	2x	2nd 20¢/hr, 3rd 30¢/hr	2 x 10 mins	2 hrs	2 hrs	
	May 1,72	(5) 4.42	"	"	"		5.54		/50	wkly hrs							
		Apr 30,75															

Table 13A (cont'd.)

Location and Union	WAGE AND RELATED PAYMENTS FOR REGULARLY SCHEDULED DAYTIME HOURS							SPECIAL FUNDS	STANDARD HOURS	OVERTIME			SHIFT PREMIUMS
	Effective Date	Hourly Rate	Vaca- tion	Health and Welfare	Pen- sion	S.U.B	Total			After Daily Hours	Saturday	Sunday and Holidays	
<u>Lake St. Clair Region (55)</u> (cont'd.)													
Operating Engineers, Loc.793													
Lambton County													
	May 1,71	B \$6.44	9%	-	-	-	\$7.02	-	8/40	2x	2x	2x	2nd
	May 1,72	6.89	"	-	-	-	7.51	-					1.1/8x,
	May 1,73	7.38	"	-	-	-	8.04	-					3rd
	May 1,74	7.89	"	-	-	-	8.60	-					1½x
		Apr 30,75											
Operating Engineers, Loc.793													
Lambton County													
	May 1,71	RdS \$5.15	7%	-	-	-	\$5.51	-	(1) /100	1½x after bi-wkly hrs	-	1½x	-
	May 1,72	5.60	"	-	-	-	5.99	-	bi-wkly				
	May 1,71	RdS \$4.70	7%	-	-	-	\$5.05	-	(1) /100	1½x after bi-wkly hrs	-	1½x	-
	May 1,72	5.15	"	-	-	-	5.51	-	bi-wkly				
		Apr 30,73											
<u>Midwestern Ontario Region (56)</u>													
Operating Engineers, Loc.793 (54, 57)													
Huron & Perth Counties													
	Nov 1,71	CI \$5.20	8%	20¢	-	-	\$5.82	-	8/40	2x	2x	2x	2nd & 3rd
	May 1,72	5.76	"	"	-	-	6.42	-					1½x
	Nov 1,72	6.13	"	"	-	-	6.82	-					
		Apr 30,73											
Operating Engineers, Loc.793 (54, 57)													
Huron & Perth Counties													
	Nov 1,71	R \$5.20	4%	20¢	-	-	\$5.61	-	(2) /48	1½x after	-	1½x	-
	May 1,72	5.76	"	"	-	-	5.19	-					
	Nov 1,72	6.13	"	"	-	-	6.58	-					
		Dec 31,72											
Operating Engineers, Loc.793 (54, 57)													
Huron & Perth Counties													
	Sep 29,71	RdS \$4.15	6%	-	-	-	\$4.40	-	Rd	Rd	-	2x	2nd & 3rd
	Jul 16,72	4.65	7%	-	-	-	4.98	-	(2) /110	1½x after bi-wkly hrs			20¢/hr
	Mar 1,73	4.85	"	-	-	-	5.19	-	bi-wkly	S			
		Jul 15,73							S	1½x after wkly hrs			
									(2) /50				

Table 13A (cont'd.)

BULLDOZER OPERATOR

Loc.	WAGE AND RELATED PAYMENTS FOR REGULARLY SCHEDULED DAYTIME HOURS								SPECIAL FUNDS	STANDARD HOURS	OVERTIME			SHIFT PREMIUMS	WORK BREAKS	REPORTING PAY	
	Effective Date	Hourly Rate	Vacation	Health and Welfare	Pen-sion	S.U.B.	Total	After Daily Hours			Saturday	Sunday and Holidays	General			Inclement Weather	
(55)																	
Loc. 793	May 1,71	B \$6.44	9%	-	-	-	\$7.02	-	8/40	2x	2x	2x	2nd 1.1/8x, 3rd 1 1/2x	2 x 10 mins	4 hrs	2 hrs	
	May 1,72	6.89	"				7.51										
	May 1,73	7.38	"				8.04										
	May 1,74	7.89	"				8.60										
	Apr 30,75																
Loc. 793																	
	May 1,71	RdS \$5.15	7%	-	-	-	\$5.51	-	(1) /100	1 1/2x after bi-wkly hrs	-	1 1/2x	-	2 x 10 mins	-	2 hrs	
	May 1,72	5.60	"				5.99		bi-wkly								
	May 1,71	RdS \$4.70	7%	-	-	-	\$5.05	-	(1) /100	1 1/2x after bi-wkly hrs	-	1 1/2x	-	2 x 10 mins	-	2 hrs	
	May 1,72	5.15	"				5.51		bi-wkly								
	Apr 30,73																
ion (56)																	
Loc. 793																	
Counties	Nov 1,71	CI \$5.20	8%	20¢	-	-	\$5.82	-	8/40	2x	2x	2x	2nd & 3rd 1 1/2x	10 mins every 2 hrs	2 hrs	1 hr	
	May 1,72	5.76	"	"			6.42										
	Nov 1,72	6.13	"	"			6.82										
	Apr 30,73																
Loc. 793																	
Counties	Nov 1,71	R \$5.20	4%	20¢	-	-	\$5.61	-	(2) /48	1 1/2x after	-	1 1/2x	-	-	-	-	
	May 1,72	5.76	"	"			5.19										
	Nov 1,72	6.13	"	"			6.58										
	Dec 31,72																
Loc. 793																	
Counties	Sep 29,71	RdS \$4.15	6%	-	-	-	\$4.40	-	Rd	Rd	-	2x	2nd & 3rd 20¢/hr	-	2 hrs	1 hr	
also	Jul 16,72	4.65	7%				4.98		(2) /110	1 1/2x after bi-wkly hrs							
the Loc's.	Mar 1,73	4.85	"				5.19		bi-wkly	S							
Agmt.)	Jul 15,73								(2) /50	1 1/2x after wkly hrs							

Table 13A (cont'd.)

Location and Union	WAGE AND RELATED PAYMENTS FOR REGULARLY SCHEDULED DAYTIME HOURS							SPECIAL FUNDS	STANDARD HOURS	OVERTIME			SHIFT PREMIUMS
	Effective Date	Hourly Rate	Vaca- tion	Health and Welfare	Pen- sion	S.U.B.	Total			After Daily Hours	Saturday	Sunday and Holidays	
<u>Midwestern Ontario Region (56)</u> (cont'd.)													
Operating Engineers, Loc. 793 (52, 53, 54, 57)													
Perth, Waterloo & Wellin- ton Counties (Perth County also inclu- ded in the Loc's. London RdS Agrt.)	May 1,71	RdS \$4.20	6%	(2)	-	-	(2)	-	(1) /52½	1½x after 12 hrs	1½x after 12 noon	Sun 2x, Hol 1½x	10¢/hr
	May 1,72	4.70	"	"	-	-	"	-	May 1/72				
	May 1,73	5.20	"	"	-	-	"	-	(1) /50				
		Apr 30,74											
<u>Georgian Bay Region (57)</u>													
Operating Engineers, Loc. 793 (54, 56)													
Bruce County	Nov 1,71	CI \$5.20	8%	20¢	-	-	\$5.82	-	8/40	2x	2x	2x	2nd & 3rd 1½x
	May 1,72	5.76	"	"	-	-	6.42	-					
	Nov 1,72	6.15	"	"	-	-	6.82	-					
		Apr 30,73											
Operating Engineers, Loc. 793 (54, 56)													
Bruce County	Nov 1,71	R \$5.20	4%	20¢	-	-	\$5.61	-	(2) /48	1½x after wkly hrs	-	1½x	-
	May 1,72	5.76	"	"	-	-	6.19	-					
	Nov 1,72	6.15	"	"	-	-	6.58	-					
		Dec 31,72											
Operating Engineers, Loc. 793 (54, 56)													
Bruce County (Bruce County also inclu- ded in the Loc's. Kitchener RdS Agrt.)	Sep 29,71	RdS \$4.15	6%	-	-	-	\$4.40	-	Rd (2)	Rd 1½x after bi-wkly hrs	-	2x	2nd & 3rd 20¢/hr
	Jul 16,72	4.65	7%	-	-	-	4.98	-	/110				
	Mar 1,73	4.85	"	-	-	-	5.19	-	bi- wkly S	1½x after wkly hrs			
		Jul 15,73							(2) /50				
Operating Engineers, Loc. 793 (52, 53, 54, 56)													
Bruce, Dufferin & Grey Counties (Bruce County also inclu- ded in the Loc's. London RdS Agrt.)	May 1,71	RdS \$4.20	6%	(2)	-	-	(2)	-	(1) /52½	1½x after 12 hrs	1½x after 12 noon	Sun 2x, Hol 1½x	10¢/hr
	May 1,72	4.70	"	"	-	-	"	-	May 1/72				
	May 1,73	5.20	"	"	-	-	"	-	(1) /50				
		Apr 30,74											

Footnotes to Table 13A on page 91

Table 13A (cont'd.)

BULLDOZER OPERATOR

S	B	WAGE AND RELATED PAYMENTS FOR REGULARLY SCHEDULED DAYTIME HOURS								SPECIAL FUNDS	STANDARD HOURS	OVERTIME			SHIFT PREMIUMS	WORK BREAKS	REPORTING PAY	
		Effective Date	Hourly Rate	Vacation	Health and Welfare	Pension	S.U.B	Total	After Daily Hours			Saturday	Sunday and Holidays	General			Inclement Weather	
	(50)																	
	793																	
	2	illing-	May 1,71	RdS \$4.20	6%	(2)	-	-	(2)	-	(1)	1 1/2x after	1 1/2x after	Sun 2x,	10¢/hr	2 x 10	1 hr	-
		inclu-	May 1,72	4.70	"	"			"		May 1/72	12 hrs	12 noon	Hol 1 1/2x		mins		
			May 1,73	5.20	"	"			"		(1)							
			Apr 30,74								50							
	793																	
	rd		Nov 1,71	CI \$5.20	8%	20¢	-	-	\$5.82	-	8/40	2x	2x	2x	2nd & 3rd	10	2 hrs	1 hr
			May 1,72	5.76	"	"			6.42						1 1/2x	mins		
			Nov 1,72	6.13	"	"			6.82							every		
			Apr 30,73													2 hrs		
	793																	
			Nov 1,71	R \$5.20	4%	20¢	-	-	\$5.61	-	(2)	1 1/2x after	-	1 1/2x	-	-	-	-
			May 1,72	5.76	"	"			6.19		/48	wkly hrs						
			Nov 1,72	6.13	"	"			6.58									
			Dec 31,72															
	793																	
	rd		Sep 29,71	RdS \$4.15	6%	-	-	-	\$4.40	-	Rd	Rd	-	2x	2nd & 3rd	-	2 hrs	1 hr
		inclu-	Jul 16,72	4.65	7%				4.98		(2)	1 1/2x af.			20¢/hr			
			Mar 1,73	4.85	"				5.19		/110	bi-wkly						
			Jul 15,73								bi-wkly	hrs						
											S	1 1/2x after						
											(2)	wkly hrs						
											/50							
	793																	
	2	ey	May 1,71	RdS \$4.20	6%	(2)	-	-	(2)	-	(1)	1 1/2x after	1 1/2x after	Sun 2x,	10¢/hr	2 x 10	1 hr	-
		inclu-	May 1,72	4.70	"	"			"		May 1/72	12 hrs	12 noon	Hol 1 1/2x		mins		
			May 1,73	5.20	"	"			"		(1)							
			Apr 30,74								/50							

Table 13A (cont'd.)

Location and Union	WAGE AND RELATED PAYMENTS FOR REGULARLY SCHEDULED DAYTIME HOURS							SPECIAL FUNDS	STANDARD HOURS	OVERTIME			SHIFT PREMIUM
	Effective Date	Hourly Rate	Vaca- tion	Health and Welfare	Pen- sion	S U.B.	Total			After Daily Hours	Saturday	Sunday and Holidays	
<u>Georgian Bay Region (57)</u>													
(cont'd.)													
Operating Engineers, Loc. 793													
Muskoka District & Simcoe County													
	Nov 1,71	Rd \$4.55	7%	-	-	-	\$4.87	-	10/50	1½x	1½x	2x	-
	Nov 1,71	S \$4.75	7%	-	-	-	\$5.08	-	10/50	1½x	1½x	2x	15¢/hr
	Oct 5,72	5,72											
Operating Engineers, Loc. 793 (58)													
Parry Sound District													
	Nov 1,71	B \$5.75	8%	20¢	-	-	\$6.41	-	8/40	2x	2x	2x	2nd
	May 1,72	6.55	9%	"	"	"	7.34	"	"	"	"	"	25¢/hr
	Nov 1,72	6.85	"	"	"	"	7.67	"	"	"	"	"	3rd
		Apr 30,73											35¢/hr
Operating Engineers, Loc. 793 (58)													
Parry Sound District													
	Nov 1,71	B \$6.30	9%	20¢	(8)	-	\$7.07	-	8/40	2x	2x	2x	2nd
	May 1,72	7.05	"	"	"	"	7.89	"	"	"	"	"	25¢/hr
	Nov 1,72	7.25	"	"	"	"	8.30	"	"	"	"	"	3rd
		Apr 30,73											35¢/hr
Operating Engineers, Loc. 793 (58)													
Parry Sound District													
	Nov 1,71	S \$5.25	8%	-	-	-	\$5.67	-	10/50	1½x	1½x	2x	2nd & 3rd
	May 1,72	5.95	"	"	"	"	6.43	"	"	"	"	"	20¢/hr
		Apr 30,73											
<u>Northeastern Ontario Region(58)</u>													
Operating Engineers, Loc. 793 (57)													
Entire Region													
	Nov 1,71	B \$5.75	8%	20¢	-	-	\$6.41	-	8/40	2x	2x	2x	2nd
	May 1,72	6.55	9%	"	"	"	7.34	"	"	"	"	"	25¢/hr
	Nov 1,72	6.85	"	"	"	"	7.67	"	"	"	"	"	3rd
		Apr 30,73											35¢/hr
Operating Engineers, Loc. 793 (57)													
Entire Region													
	Nov 1,71	B \$6.30	9%	20¢	(8)	-	\$7.07	-	8/40	2x	2x	2x	2nd
	May 1,72	7.05	"	"	"	"	7.89	"	"	"	"	"	25¢/hr
	Nov 1,72	7.25	"	"	"	"	8.30	"	"	"	"	"	3rd
		Apr 30,73											35¢/hr

Table 13A (cont'd.)

SHIFT MIUM	Loc.	WAGE AND RELATED PAYMENTS FOR REGULARLY SCHEDULED DAYTIME HOURS								SPECIAL FUNDS	STANDARD HOURS	OVERTIME			SHIFT PREMIUMS	WORK BREAKS	REPORTING PAY	
		Effective Date	Hourly Rate	Vacation	Health and Welfare	Pension	S.U.B.	Total	After Daily Hours			Saturday	Sunday and Holidays	General			Inclement Weather	
	Loc. 793	Nov 1,71	Rd \$4.55	7%	-	-	-	\$4.87	-	10/50	1½x	1½x	2x	-	-	2 hrs	-	
		Nov 1,71	S \$4.75	7%	-	-	-	\$5.08	-	10/50	1½x	1½x	2x	15¢/hr	-	2 hrs	-	
		Oct 5,72																
	Loc. 793	Nov 1,71	B \$5.75	8%	20¢	-	-	\$6.41	-	8/40	2x	2x	2x	2nd 25¢/hr, 3rd 35¢/hr	2 x 10 mins	4 hrs	2 hrs	
		May 1,72	6.55	9%	"			7.34										
		Nov 1,72	6.85	"	"			7.67										
		Apr 30,73																
	Loc. 793	Nov 1,71	B \$6.30	9%	20¢	(8)	-	\$7.07	-	8/40	2x	2x	2x	2nd 25¢/hr, 3rd 35¢/hr	2 x 10 mins	4 hrs	2 hrs	
		May 1,72	7.05	"	"	"		7.89										
		Nov 1,72	7.25	"	"	"		8.30										
		Apr 30,73																
	Loc. 793	Nov 1,71	S \$5.25	8%	-	-	-	\$5.67	-	10/50	1½x	1½x	2x	2nd & 3rd 20¢/hr	2x, no dura- tion given	4 hrs	1 hr	
		May 1,72	5.95	"				6.43										
		Apr 30,73																
	Region(58)																	
	Loc. 793	Nov 1,71	B \$5.75	8%	20¢	-	-	\$6.41	-	8/40	2x	2x	2x	2nd 25¢/hr, 3rd 35¢/hr	2 x 10 mins	4 hrs	2 hrs	
		May 1,72	6.55	9%	"			7.34										
		Nov 1,72	6.85	"	"			7.67										
		Apr 30,73																
	Loc. 793	Nov 1,71	B \$6.30	9%	20¢	(8)	-	\$7.07	-	8/40	2x	2x	2x	2nd 25¢/hr, 3rd 35¢/hr	2 x 10 mins	4 hrs	2 hrs	
		May 1,72	7.05	"	"	"		7.89										
		Nov 1,72	7.25	"	"	"		8.30										
		Apr 30,73																

Table 13A (cont'd.)

Location and Union	WAGE AND RELATED PAYMENTS FOR REGULARLY SCHEDULED DAYTIME HOURS							SPECIAL FUNDS	STANDARD HOURS	OVERTIME			SHIFT PREMIUMS
	Effective Date	Hourly Rate	Vaca- tion	Health and Welfare	Pen- sion	S.U.B.	Total			After Daily Hours	Saturday	Sunday and Holidays	
<u>Northeastern Ontario Region(58)</u> (cont'd.)													
Operating Engineers, Loc. 793 (57)													
Entire Region	Nov 1,71 May 1,72	S \$5.25 5.95	8% "	- -	- -	- -	\$5.67 6.43	-	10/50	1½x	1½x	2x	2nd & 3rd 20¢/hr
<u>Lakehead-Northwestern Ontario Region (59)</u>													
Operating Engineers, Loc. 793													
Entire Region	Jun 1,71 Dec 1,71 Jun 1,72 Dec 1,72	B \$5.35 5.70 6.10 6.45	8% " " "	- - - -	- - - -	- - - -	\$5.78 6.16 6.59 6.97	-	8/40	2x	2x	2x	2nd & 3rd 1.1/7x
	Jun 1,71 Dec 1,71 Jun 1,72 Dec 1,72	RdS \$4.80 5.15 5.55 5.90	8% " " "	- - - -	- - - -	- - - -	\$5.18 5.56 5.99 6.37	-	9/45	1½x	2x	2x	2nd & 3rd 1.1/7x
		Mar 31,73											

Table 13A (cont'd.)

BULLDOZER OPERATOR

	WAGE AND RELATED PAYMENTS FOR REGULARLY SCHEDULED DAYTIME HOURS							SPECIAL FUNDS	STANDARD HOURS	OVERTIME			SHIFT PREMIUMS	WORK BREAKS	REPORTING PAY	
	Effective Date	Hourly Rate	Vaca- tion	Health and Welfare	Pen- sion	S.U.B.	Total			After Daily Hours	Saturday	Sunday and Holidays			General	Inclement Weather
1(58)																
793	Nov 1, 71 May 1, 72	S \$5.25 5.95 Apr 30, 73	8% "	-	-	-	\$5.67 6.43	-	10/50	1½x	1½x	2x	2nd & 3rd 20¢/hr	2x, no dura- tion given	4 hrs	1 hr
793	Jun 1, 71 Dec 1, 71 Jun 1, 72 Dec 1, 72	B \$5.35 5.70 6.10 6.45	8% " " "	-	-	-	\$5.78 6.16 6.59 6.97	-	8/40	2x	2x	2x	2nd & 3rd 1.1/7x	2 x 10 mins	4 hrs	2 hrs
	Jun 1, 71 Dec 1, 71 Jun 1, 72 Dec 1, 72	RdS \$4.80 5.15 5.55 5.90 Mar 31, 73	8% " " "	-	-	-	\$5.18 5.56 5.99 6.37	-	9/45	1½x	2x	2x	2nd & 3rd 1.1/7x	2 x 10 mins	4 hrs	2 hrs

Table 13A - Bulldozer Operator

Footnotes

- (1) - Daily hours not specified.
- (2) - Employer pays 100% of cost of health and welfare. Because the amount the employer pays per hour to health and welfare could not be determined, no totals were calculated.
- (3) - Includes 4% vacation pay and 4% statutory holiday pay.
- (4) - Rate effective until October 31, 1974. Rates between November 1, 1974 and April 30, 1975 will depend on those negotiated with other unions in the industrial, commercial and institutional sector of the industry in Essex County.
- (5) - Rate effective until April 30, 1973. Rates between May 1, 1973 and April 30, 1975 will depend on those negotiated with other unions in the industrial, commercial and institutional sector of the industry in Kent County.
- (6) - Rates apply to municipal work.
- (7) - Rates apply to provincial highway and county and township work.
- (8) - Included in health and welfare payment.

Table 13B

HOURS, WAGES AND RELATED PAYMENTS FOR OPERATING ENGINEERS (CRANE OPERATORS)
UNDER ONTARIO CONSTRUCTION AGREEMENTS, BY LOCATION AND UNION

Location and Union	WAGE AND RELATED PAYMENTS FOR REGULARLY SCHEDULED DAYTIME HOURS							SPECIAL FUNDS	STANDARD HOURS	OVERTIME			SHIFT PREMIUMS	W BR	
	Effective Date	Hourly Rate	Vaca- tion	Health and Welfare	Pen- sion	S.U.B.	Total			After Daily Hours	Saturday	Sunday and Holidays			
<u>Eastern Ontario Region (50)</u>															
Operating Engineers, Loc. 793 (51)															
Entire Region															
	Sep 14, 71	CI	\$5.90	8%	-	-	-	\$6.37	-	8/40	1½x 1st 2 hrs, 2x after	1½x 1st 2 hrs, 2x after	2x	2nd 40¢/hr, 3rd 50¢/hr	2 m
	Jan 1, 72		6.30	"				6.80							
	May 1, 72		6.80	"				7.34							
	Nov 1, 72		7.15	"				7.72							
	Feb 1, 73		7.40	"				8.08							
	Apr 30, 73														
Operating Engineers, Loc. 793															
Carleton County															
	Nov 1, 71	RdS	\$4.45	7%	-	-	-	\$4.76	-	(1) /55	1½x after wkly hrs	-	2x	-	2 m
Russell County (west half)															
	Mar 1, 72		4.65	"				4.98							
	Nov 1, 72		4.85	"				5.19							
	Mar 8, 73														
Operating Engineers, Loc. 793 (51)															
Frontenac & Leeds Counties															
	Sep 14, 71	CI	\$5.90	8%	-	-	-	\$6.37	-	8/40	1½x 1st 2 hrs, 2x after	1½x 1st 2 hrs, 2x after	2x	2nd 40¢/hr, 3rd 50¢/hr	
	Jan 1, 72		6.30	"				6.80							
	May 1, 72		6.80	"				7.34							
	Nov 1, 72		7.15	"				7.72							
	Feb 1, 73		7.40	"				8.08							
	Apr 30, 73														
	Nov 1, 71	Rd	\$4.50	7%	-	-	-	\$4.82	-	(1) /55	-	1½x	-	-	
	May 1, 72		4.80	"				5.14							
	Nov 1, 72		4.85	"				5.19							
	Mar 8, 73														
	Nov 1, 71	S	\$5.30	7%	-	-	-	\$5.67	-	10/50	1½x	1½x	2x	15¢/hr, May 1/72	
	Mar 1, 72		5.80	8%				6.26						25¢/hr	
	May 1, 73		6.30	"				6.80							
	Apr 30, 74														

Footnotes to Table 13B on page 101

Table 15B

HOURS, WAGES AND RELATED PAYMENTS FOR OPERATING ENGINEERS (CRANE OPERATORS)
UNDER ONTARIO CONSTRUCTION AGREEMENTS, BY LOCATION AND UNION

	WAGE AND RELATED PAYMENTS FOR REGULARLY SCHEDULED DAYTIME HOURS								SPECIAL FUNDS	STANDARD HOURS	OVERTIME			SHIFT PREMIUMS	WORK BREAKS	CRANE OPERATOR REPORTING PAY	
	Effective Date	Hourly Rate	Vaca- tion	Health and Welfare	Pen- sion	S.U.B.	Total	After Daily Hours			Saturday	Sunday and Holidays	General			Inclement Weather	
793	Sep 14, 71 Jan 1, 72 May 1, 72 Nov 1, 72 Feb 1, 73	CI 6.30 6.80 7.15 7.40	8% " " "	- - - -	- - - -	- - - -	\$6.37 6.80 7.34 7.72 8.08	-	8/40	1½x 1st 2 hrs, 2x after	1½x 1st 2 hrs, 2x after	2x	2nd 40¢/hr, 3rd 50¢/hr	2 x 10 mins	2 hrs	2 hrs	
793	Nov 1, 71 Mar 1, 72 Nov 1, 72	RdS 4.45 4.65 4.85	7% " "	- - -	- - -	- - -	\$4.76 4.98 5.19	-	(1) /55	1½x after wkly hrs	-	2x	-	2 x 10 mins	3 hrs	-	
793	Sep 14, 71 Jan 1, 72 May 1, 72 Nov 1, 72 Feb 1, 73	CI 6.30 6.80 7.15 7.40	8% " " "	- - - -	- - - -	- - - -	\$6.37 6.80 7.34 7.72 8.08	-	8/40	1½x 1st 2 hrs, 2x after	1½x 1st 2 hrs, 2x after	2x	2nd 40¢/hr, 3rd 50¢/hr	-	2 hrs	2 hrs	
	Nov 1, 71 May 1, 72 Nov 1, 72	Rd 4.50 4.80 4.85	7% " "	- - -	- - -	- - -	\$4.82 5.14 5.19	-	(1) /55	-	1½x	-	-	-	4 hrs	2 hrs	
	Nov 1, 71 May 1, 72 May 1, 73	S \$5.30 5.80 6.30	7% 8% "	- - -	- - -	- - -	\$5.67 6.26 6.80	-	10/50	1½x	1½x	2x	15¢/hr, May 1/72 25¢/hr	-	2 hrs	-	
	Apr 30, 73	30,73															

Table 13B (cont'd.)

Location and Union	WAGE AND RELATED PAYMENTS FOR REGULARLY SCHEDULED DAYTIME HOURS							SPECIAL FUNDS	STANDARD HOURS	OVERTIME			SHIFT PREMIUM	
	Effective Date	Hourly Rate	Vacation	Health and Welfare	Pension	S.U.B.	Total			After Daily Hours	Saturday	Sunday and Holidays		
Lake Ontario Region (51)														
Operating Engineers, Loc. 793 (50)														
Durham County	Sep 14, 71	CI	\$5.90	8%	-	-	-	\$6.37	-	8/40	1½x 1st 2 hrs, 2x after	1½x 1st 2 hrs, 2x after	2x	2n 40¢/hr, 3n 50¢/hr
Port Hope	Jan 1, 72		6.30	"	-	-	-	6.80						
Hastings County	May 1, 72		6.80	"	-	-	-	7.34						
Bellefonte, Deseronto, Frankford, Madoc, Mamora, Stirling, Trenton & Tweed	Nov 1, 72		7.15	"	-	-	-	7.72						
	Feb 1, 73		7.40	"	-	-	-	8.08						
		Apr	30, 73											
Lennox-Addington, Northumberland & Prince Edward Counties	Nov 1, 71	Rd	\$4.50	7%	-	-	-	\$4.82	-	(1) /55	-	1½x	-	-
	May 1, 72		4.80	"	-	-	-	5.14						
	Nov 1, 72		4.85	"	-	-	-	5.19						
		Mar	8, 73											
	Nov 1, 71	S	\$5.30	7%	-	-	-	\$5.67	-	10/50	1½x	1½x	2x	15¢/hr
	May 1, 72		5.80	8%	-	-	-	6.26						May 1, 72
	May 1, 73		6.30	"	-	-	-	6.80						25¢/hr
		Apr	30, 74											
Operating Engineers, Loc. 793														
Peterborough & Victoria Counties	Nov 1, 71	CI	\$6.80	9%	-	-	-	\$7.41	-	8/40	1½x 1st hr, 2x after	2x	2x	2n 35¢/hr, 3n 45¢/hr
	May 1, 72		7.55	"	-	-	-	8.23						
	Nov 1, 72		7.70	"	-	-	-	8.39						
	Feb 1, 73		8.10	"	-	-	-	8.83						
		Apr	30, 73											
	Nov 1, 71	Rd	\$5.10	7%	-	-	-	\$5.46	-	10/50	1½x	1½x	2x	-
	Nov 1, 71	S	\$5.30	7%	-	-	-	\$5.67	-	10/50	1½x	1½x	2x	15¢/hr
		Oct	5, 72											
Central Ontario Region (52)														
Operating Engineers, Loc. 793														
Ontario County	Jul 1, 71	Rd	\$5.50	8%	-	-	-	\$5.99	-	(1) /50	1½x after wklly hrs	1½x	2x	-
Beaverton, Cannington, Osnawa, Port Perry, Uxbridge & Whitby	May 1, 72		6.20	"	-	-	-	6.70						
		Apr	30, 73											
Operating Engineers, Loc. 793														
Halton County	Nov 1, 71	CI	\$6.80	9%	-	-	-	\$7.41	-	8/40	1½x 1st hr, 2x after	2x	2x	2n 35¢/hr, 3n 45¢/hr
Acton, Georgetown, Milton & Oakville	May 1, 72		7.55	"	-	-	-	8.23						
	Nov 1, 72		7.70	"	-	-	-	8.40						
Ontario County	Feb 1, 73		8.10	"	-	-	-	8.83						
Ajax & Pickering		Apr	30, 73											
Peel & York Counties														

Footnotes to Table 13B on page 101

Table 15B (cont'd.)

CRANE OPERATOR

SHIFT PREMIUM	Location	WAGE AND RELATED PAYMENTS FOR REGULARLY SCHEDULED DAYTIME HOURS							SPECIAL FUNDS	STANDARD HOURS	OVERTIME			SHIFT PREMIUMS	WORK BREAKS	REPORTING PAY	
		Effective Date	Hourly Rate	Vacation	Health and Welfare	Pen-sion	S.U.B.	Total			After Daily Hours	Saturday	Sunday and Holidays			General	Inclement Weather
	Loc. 793	Sep 14, 71	CI \$5.90	8%	-	-	-	\$6.37	-	8/40	1 1/2x 1st 2 hrs, 2x after	1 1/2x 1st 2 hrs, 2x after	2x	2nd 40¢/hr, 3rd 50¢/hr	-	2 hrs	2 hrs
		Jan 1, 72	6.30	"				6.80									
		May 1, 72	6.80	"				7.34									
	Essex, Ontario, Loc. 793	Nov 1, 72	7.15	"				7.72									
		Feb 1, 73	7.40	"				8.08									
		Apr 30, 73															
	North-ance	Nov 1, 71	Rd \$4.50	7%	-	-	-	\$4.82	-	(1) /55	-	1 1/2x	-	-	-	4 hrs	2 hrs
		May 1, 72	4.80	"				5.14									
		Nov 1, 72	4.85	"				5.19									
		Mar 8, 73															
		Nov 1, 71	S \$5.30	7%	-	-	-	\$5.67	-	10/50	1 1/2x	1 1/2x	2x	15¢/hr, May 1/72 25¢/hr	-	2 hrs	-
		May 1, 72	5.80	8%				6.26									
		May 1, 73	6.30	"				6.80									
		Apr 30, 74															
	Loc. 795	Nov 1, 71	CI \$6.80	9%	-	-	-	\$7.41	-	8/40	1 1/2x 1st hr, 2x after	2x	2x	2nd 35¢/hr, 3rd 45¢/hr	2x, no duration given	4 hrs	2 hrs
		May 1, 72	7.55	"				8.23									
		Nov 1, 72	7.70	"				8.39									
		Feb 1, 73	8.10	"				8.85									
		Apr 30, 73															
		Nov 1, 71	Rd \$5.10	7%	-	-	-	\$5.46	-	10/50	1 1/2x	1 1/2x	2x	-	-	2 hrs	-
		Nov 1, 71	S \$5.30	7%	-	-	-	\$5.67	-	10/50	1 1/2x	1 1/2x	2x	15¢/hr	-	2 hrs	-
		Oct 5, 72	5.72														
	(52)	Loc. 793	Jul 1, 71	Rd \$5.50	8%	-	-	\$5.99	-	(1) /50	1 1/2x after wkly hrs	1 1/2x	2x	-	2x, no duration given	4 hrs	1 hr
			May 1, 72	6.20	"			6.70									
			Apr 30, 73														
	Loc. 793	Nov 1, 71	CI \$6.80	9%	-	-	-	\$7.41	-	8/40	1 1/2x 1st hr, 2x after	2x	2x	2nd 35¢/hr, 3rd 45¢/hr	2x, no duration given	4 hrs	2 hrs
		May 1, 72	7.55	"				8.23									
		Nov 1, 72	7.70	"				8.40									
		Feb 1, 73	8.10	"				8.85									
		Apr 30, 73															

Table 13B (cont'd.)

Location & Union	WAGE AND RELATED PAYMENTS FOR REGULARLY SCHEDULED DAYTIME HOURS							SPECIAL FUNDS	STANDARD HOURS	OVERTIME			SHIFT PREMIUMS	W BR
	Effective Date	Hourly Rate	Vaca- tion	Health and Welfare	Pen- sion	S.U.B.	Total			After Daily Hours	Saturday	Sunday and Holidays		
Central Ontario Region (52) (cont'd.)														
Operating Engineers, Loc. 793														
Halton County														
	Jul 1,71	Rd \$5.40	8%	-	-	-	\$5.85	-	(1) /50	1½x after wkly hrs	1½x	2x	2nd & 3rd 20¢/hr	2x du ti gi
	May 1,72	6.10	"				6.59							
		Apr 30,73												
(Acton & Georgetown also included in the Loc's. Kitchener RdS Agrt.)														
Ontario County														
Ajax & Pickering														
Peel & York Counties														
Operating Engineers, Loc. 793														
Halton County														
	Jul 1,71	S \$5.85	8%	-	-	-	\$6.52	-	10/50	1½x	1½x	2x	2nd & 3rd 20¢/hr	2x du ti gi
	May 1,72	6.55	"				7.07							
		Apr 30,73												
(Acton & Georgetown also included in the Loc's. Kitchener RdS Agrt.)														
Ontario County														
Ajax & Pickering														
Peel & York Counties														
Operating Engineers, Loc. 793 (53, 54, 56, 57)														
Halton County														
	May 1,71	RdS \$4.20	6%	(2)	-	-	(2)	-	(1) /52½	1½x after 12 hrs	1½x after 12 noon	Sun 2x, Hol 1½x	10¢/hr	2 m
	May 1,72	4.70	"						May 1/72					
	May 1,73	5.20	"						(1) /50					
		Apr 30,74												
(Acton & Georgetown also included in the Loc's. Toronto Rd & S Agrts.)														
Operating Engineers, Loc. 793 (53)														
Halton County														
	Nov 1,71	CI \$7.18	9%	-	-	-	\$7.83	-	8/40	2x	2x	2x	2nd & 3rd 1.1/8x	2x du ti gi
	May 1,72	7.93	"				8.64							
	Nov 1,72	8.08	"				8.81							
		Apr 30,73												
Burlington														
Operating Engineers, Loc. 793 (53)														
Halton County														
	Jul 1,71	RdS \$5.40	7%	-	-	-	\$5.78	-	(1) /50	1½x after wkly hrs	1½x	1½x	1.1/9x	2 m
	May 1,72	6.10	"				6.53							
	Aug 27,72	"	8%				6.59							
		Sep 1,73												
Burlington														

Table 13B (cont'd.)

CRANE OPERATOR

WAGE AND RELATED PAYMENTS FOR REGULARLY SCHEDULED DAYTIME HOURS								SPECIAL FUNDS	STANDARD HOURS	OVERTIME			SHIFT PREMIUMS	WORK BREAKS	REPORTING PAY	
Effective Date	Hourly Rate	Vaca- tion	Health and Welfare	Pen- sion	S.U.B.	Total	After Daily Hours			Saturday	Sunday and Holidays	General			Inclement Weather	
793 Jul 1,71 May 1,72	Rd \$5.40 6.10	8% "	-	-	-	\$5.83 6.59	-	(1) /50	1½x after wkly hrs	1½x	2x	2nd & 3rd 20¢/hr	2x, no dura- tion given	4 hrs	1 hr	
Also S. Apr 30,73																
793 Jul 1,71 May 1,72	S \$5.85 6.55	8% "	-	-	-	\$6.32 7.07	-	10/50	1½x	1½x	2x	2nd & 3rd 20¢/hr	2x, no dura- tion given	4 hrs	1 hr	
Also S. Apr 30,73																
793 May 1,71 May 1,72 May 1,73	RdS \$4.20 4.70 5.20	6% " "	(2)	-	-	(2)	-	(1) /52½ May 1/72 (1) /50	1½x after 12 hrs	1½x after 12 noon	Sun 2x, Hol 1½x	10¢/hr	2 x 10 mins	1 hr	-	
Also S. () Apr 30,74																
793 Nov 1,71 May 1,72 Nov 1,72	CI \$7.18 7.93 8.08	9% " "	-	-	-	\$7.83 8.64 8.81	-	8/40	2x	2x	2x	2nd & 3rd 1.1/8x	2x, no dura- tion given	8 hrs	2 hrs	
Also S. Apr 30,73																
793 Jul 1,71 May 1,72 Aug 27,72	RdS \$5.40 6.10 "	7% " 8%	-	-	-	\$5.78 6.53 6.59	-	(1) /50	1½x after wkly hrs	1½x	1½x	1.1/9x	2 x 10 mins	4 hrs	1 hr	
Also S. Sep 1,73																

Table 13B (cont'd.)

Location and Union	WAGE AND RELATED PAYMENTS FOR REGULARLY SCHEDULED DAYTIME HOURS							SPECIAL FUNDS	STANDARD HOURS	OVERTIME			PRE
	Effective Date	Hourly Rate	Vaca- tion	Health and Welfare	Pen- sion	S U B	Total			After Daily Hours	Saturday	Sunday and Holidays	
<u>Niagara Region (53)</u>													
Operating Engineers, Loc. 793 (52, 54, 56, 57)													
Brant County	May 1,71	RdS \$4.20	6%	(2)	-	-	(2)	-	(1) /52½	1½x after 12 hrs	1½x after 12 noon	Sun 2x, Hol 1½x	10
	May 1,72	4.70	"						May 1/72				
	May 1,73	5.20	"						(1) /50				
	Apr 30,74												
Operating Engineers, Loc. 793													
Haldimand, Lincoln & Welland Counties	Nov 1,71	CI \$7.18	9%	-	-	-	\$7.83	-	8/40	2x	2x	2x	2nd 1.1
	May 1,72	7.93	"				8.64						
	Nov 1,72	8.08	"				8.81						
	Apr 30,73												
Operating Engineers, Loc. 793 (52)													
Wentworth County	Nov 1,71	CI \$7.18	9%	-	-	-	\$7.83	-	8/40	2x	2x	2x	2nd 1.1
	May 1,72	7.93	"				8.64						
	Nov 1,72	8.08	"				8.80						
	Apr 30,73												
Operating Engineers, Loc. 793 (52)													
Wentworth County	Jul 1,71	RdS \$5.40	7%	-	-	-	\$5.78	-	(1) /50	1½x after wkly hrs	1½x	1½x	1.1
	May 1,72	6.10	"				6.53						
	Aug 27,72	6.10	8%				6.59						
	Sep 1,73												
<u>Lake Erie Region (54)</u>													
Operating Engineers, Loc. 793 (56, 57)													
Elgin, Middlesex & Oxford Counties	Nov 1,71	CI \$5.84	8%	20¢	-	-	\$6.51	-	8/40	2x	2x	2x	2nd & O
	May 1,72	6.40	"	"			7.11						
	Nov 1,72	6.77	"	"			7.51						
	Apr 30,73												
Operating Engineers, Loc. 793 (56, 57)													
Elgin, Middlesex & Oxford Counties	Nov 1,71	R \$5.84	4%	20¢	-	-	\$6.27	-	(1) /48	1½x after wkly hrs	-	1½x	& O
	May 1,72	6.40	"	"			6.86						
	Nov 1,72	6.77	"	"			7.24						
	Dec 31,72												

Table 15B (cont'd.)

PREV	Loc.	WAGE AND RELATED PAYMENTS FOR REGULARLY SCHEDULED DAY TIME HOURS								SPECIAL FUNDS	STANDARD HOURS	OVERTIME			SHIFT PREMIUMS	WORK BREAKS	CRANL OPERATOR REPORTING PAY	
		Effective Date	Hourly Rate	Vacation	Health and Welfare	Pension	S.U.B	Total	After Daily Hours			Saturday	Sunday and Holidays	General			Inclement Weather	
																		REPORTING PAY
	Loc. 793	May 1,71 May 1,72 May 1,73 Apr 30,74	RdS \$4.20 4.70 5.20 30,74	6% " " "	(2) " " "	- - - -	- - - -	(2) - - -	- - - -	(1) /52 1/2 May 1/72 (1) /50	1 1/2x after 12 hrs 1 1/2x after 12 noon Sun 2x, Hol 1 1/2x	10¢/hr	2 x 10 mins	1 hr	-			
2nd 1.1	Loc. 793 In &	Nov 1,71 May 1,72 Nov 1,72 Apr 30,73	CI \$7.18 7.93 8.08 30,73	" " " "	- - - -	- - - -	\$7.83 8.64 8.81	- - - -	8/40	2x	2x	2x	2nd & 3rd 1.1/5x	2x, no duration given	8 hrs	4 hrs		
2nd 1.1	Loc. 793	Nov 1,71 May 1,72 Nov 1,72 Apr 30,73	CI \$7.18 7.93 8.08 30,73	9% " " "	- - - -	- - - -	\$7.83 8.64 8.80	- - - -	8/40	2x	2x	2x	2nd & 3rd 1.1/8x	2x, no duration given	8 hrs	2 hrs		
1.1	Loc. 793	Jul 1,71 May 1,72 Aug 27,72 Sep 1,73	RdS \$5.40 6.10 6.10 1,73	7% " 8% "	- - - -	- - - -	\$5.78 6.55 6.59	- - - -	(1) /50	1 1/2x after wkly hrs	1 1/2x	1 1/2x	1.1/9x	2 x 10 mins	4 hrs	1 hr		
2nd	Loc. 793 & Oxford	Nov 1,71 May 1,72 Nov 1,72 Apr 30,73	CI \$5.84 6.40 6.77 30,73	8% " " "	20¢ " " "	- - - -	\$6.51 7.11 7.51	- - - -	8/40	2x	2x	2x	2nd & 3rd 1 1/2x	10 mins every 2 hrs	2 hrs	2 hrs		
	Loc. 793 & Oxford	Nov 1,71 May 1,72 Nov 1,72 Dec 31,72	R \$5.84 6.40 6.77 31,72	4% " " "	20¢ " " "	- - - -	\$6.27 6.86 7.24	- - - -	(1) /48	1 1/2x after wkly hrs	-	1 1/2x	-	10 mins every 2 hrs	2 hrs	1 hr		

Table 13B (cont'd.)

Location and Union	WAGE AND RELATED PAYMENTS FOR REGULARLY SCHEDULED DAYTIME HOURS							SPECIAL FUNDS	STANDARD HOURS	OVERTIME			SHIFT PREMIUMS	W BR
	Effective Date	Hourly Rate	Vaca- tion	Health and Welfare	Pen- sion	SUB	Total			After Daily Hours	Saturday	Sunday and Holidays		
<u>Lake Erie Region (54)</u> (cont'd.)														
Operating Engineers, Loc. 793 (56, 57)														
Elgin, Middlesex & Oxford Counties (Oxford County also included in the Loc's. Kitchener RdS Agrt.)	Sep 29,71 Jul 16,72 Mar 1,75	RdS \$4.60 5.10 5.50 Jul 15,75	6% 7% " "	- - - -	- - - -	- - - -	\$4.88 5.46 5.67	- - - -	Rd (1) /110 bi- wkly S (1) /50	Rd 1½x after bi-wkly hrs, S 1½x after wkly hrs	- - - -	2x 2x	2nd & 3rd 20¢/hr	95 rd
Operating Engineers, Loc. 793 (52, 55, 56, 57)														
Norfolk & Oxford Counties (Oxford County also included in the Loc's. London RdS Agrt.)	May 1,71 May 1,72 May 1,75	RdS \$4.20 4.70 5.20 Apr 30,74	6% " " "	(2) - - -	- - - -	- - - -	(2) 	- - - -	(1) /52½ May 1/72 (1) /50	1½x after 12 hrs	1½x after 12 noon	Sun 2x Hol 1½x	10¢/hr	95 2 m es M N
<u>Lake St. Clair Region (55)</u>														
Operating Engineers, Loc. 793														
Essex & Kent Counties	Jul 17,71 Jan 1,72 Jul 1,72	CI \$6.25 6.50 6.75 Apr 30,73	8% " " "	31¢ " " "	15¢ " " "	- - - -	\$7.21 7.48 7.75	IF 2¢	8/40	2x	2x	2x	2nd 1½x, 3rd 1½x	95 2x du ti gi
Operating Engineers, Loc. 793														
Essex & Kent Counties	May 1,71 May 1,72	R \$6.18 6.64 Apr 30,73	8% " "	31¢ " "	15¢ " "	- - -	\$7.13 7.63	- -	8½ /42½	2x	1x 1st 2½ hrs, 2x after	2x	2nd 1½x, 3rd 1½x	95 2x du ti gi
Operating Engineers, Loc. 793														
Essex County	Jan 1,72 Apr 1,72 Jan 1,75 Jan 1,74	RdS \$5.58 5.78 6.28 (4) 6.75	(3) 8% " " "	31¢ " " "	15¢ " " "	- - - -	\$6.49 6.70 7.24 7.75	- -	(1) /50	1½x after wkly hrs	- -	2x	2nd 20¢/hr, 3rd 30¢/hr	95 2 m
Kent County	Jan 1,72 May 1,72	RdS \$4.45 (5) 4.70 Apr 30,75	(3) 8% " "	31¢ " "	15¢ " "	- - -	\$5.27 5.54	- -	(1) /50	1½x after wkly hrs	- -	2x	2nd 20¢/hr, 3rd 30¢/hr	95 2 m

Table 13B (cont'd.)

CRAWL OPERATOR

WAGE AND RELATED PAYMENTS FOR REGULARLY SCHEDULED DAYTIME HOURS								SPECIAL FUNDS	STANDARD HOURS	OVERTIME			SHIFT PREMIUMS	WORK BREAKS	REPORTING PAY	
Effective Date	Hourly Rate	Vacation	Health and Welfare	Pension	S.U.B.	Total	After Daily Hours			Saturday	Sunday and Holidays	General			Inclement Weather	
03 rd	Sep 29,71 Jul 16,72 Mar 1,73	RdS \$4.60 5.10 5.30 Jul 15,73	6% 7% "	-	-	-	\$4.88 5.46 5.67	-	Rd (1) 1½x after /110 bi-wkly S hrs, S 1½x after (1) wkly hrs /50	-	2x	2nd & 3rd 20¢/hr	-	2 hrs	1 hr	
95 es	May 1,71 May 1,72 May 1,73	RdS \$4.20 4.70 5.20 Apr 30,74	6% " "	(2)	-	-	(2)	-	(1) /52½ May 1/72 (1) /50	1½x after 12 hrs	1½x after 12 noon	Sun 2x Hol 1½x	10¢/hr	2 x 10 mins	1 hr	-
93	Jul 17,71 Jan 1,72 Jul 1,72	CI \$6.25 6.50 6.75 Apr 30,73	8% " "	31¢ " "	15¢ " "	-	\$7.21 7.48 7.75	IF 2¢	8/40	2x	2x	2x	2nd 1½x, 3rd 1½x	2x, no dura- tion given	4 hrs	4 hrs
95	May 1,71 May 1,72	R \$6.18 6.64 Apr 30,73	8% "	31¢ "	15¢ "	-	\$7.13 7.63	-	8½ /42½	2x	1x 1st 2½ hrs, 2x after	2x	2nd 1½x, 3rd 1½x	2x, no dura- tion given	4 hrs	4 hrs
793	Jan 1,72 Apr 1,72 Jan 1,73 Jan 1,74	RdS \$5.58 5.78 6.28 (4) 6.75	(3) 8% " "	31¢ " "	15¢ " "	-	\$6.49 6.70 7.24 7.75	-	(1) /50	1½x after wkly hrs	-	2x	2nd 20¢/hr, 3rd 30¢/hr	2 x 10 mins	2 hrs	2 hrs
	Jan 1,72 May 1,72	RdS \$4.45 (5) 4.70 Apr 30,75	(3) 8% "	31¢ "	15¢ "	-	\$5.27 5.54	-	(1) /50	1½x after wkly hrs	-	2x	2nd 20¢/hr, 3rd 30¢/hr	2 x 10 mins	2 hrs	2 hrs

Table 13B (cont'd.)

Location and Union	WAGE AND RELATED PAYMENTS FOR REGULARLY SCHEDULED DAYTIME HOURS							SPECIAL FUNDS	STANDARD HOURS	OVERTIME			SHIFT PREMIUM
	Effective Date	Hourly Rate	Vacation	Health and Welfare	Pension	SUB	Total			After Daily Hours	Saturday	Sunday and Holidays	
<u>Lake St. Clair Region (55)</u> (cont'd.)													
Operating Engineers, Loc. 793													
Lambton County													
	May 1,71	CI \$6.96	9%	-	-	-	\$7.59	-	8/40	2x	2x	2x	2nd
	May 1,72	7.45	"				8.12						1.1/8x
	May 1,73	7.91	"				8.69						3rd
	May 1,74	8.53	"				9.30						1½x
		Apr 30,75											
Operating Engineers, Loc. 793													
Lambton County													
	May 1,71	RdS \$5.90	(6) 7%	-	-	-	\$6.31	-	(1) /100	1½x after	-	1½x	-
	May 1,72	6.45	"				6.90		bi-wkly	bi-wkly hrs			
	May 1,71	RdS \$5.05	(7) 7%	-	-	-	\$5.40	-	(1) /100	1½x after	-	1½x	-
	May 1,72	5.50	"				5.89		bi-wkly	bi-wkly hrs			
		Apr 30,73											
<u>Midwestern Ontario Region (56)</u>													
Operating Engineers, Loc. 793 (54, 57)													
Huron & Perth Counties													
	Nov 1,71	CI \$5.84	8%	20¢	-	-	\$6.51	-	8/40	2x	2x	2x	2nd & 3rd
	May 1,72	6.40	"	"			7.11						1½x
	Nov 1,72	6.77	"	"			7.51						
		Apr 30,73											
Operating Engineers, Loc. 793 (54, 57)													
Huron & Perth Counties													
	Nov 1,71	R \$5.84	4%	20¢	-	-	\$6.27	-	(1) /48	1½x after	-	1½x	-
	May 1,72	6.40	"	"			6.86			wkly hrs			
	Nov 1,72	6.77	"	"			7.24						
		Dec 31,72											
Operating Engineers, Loc. 793 (54, 57)													
Huron & Perth Counties (Perth County also included in the Loc's. Kitchener RdS Agt.)													
	Sep 29,71	RdS \$4.60	6%	-	-	-	\$4.88	-	Rd	Rd	-	2x	2nd & 3rd
	Jul 16,72	5.10	7%				5.46		(1) /110	1½x after			20¢/hr
	Mar 1,73	5.30	"				5.67		bi-wkly	bi-wkly hrs			
		Jul 15,73							wkly S	S			
									(1) /50	1½x after			
										wkly hrs			

Footnotes to Table 13B on page 101

Table 13B (cont'd.)

CRANE OPERATOR

Union	WAGE AND RELATED PAYMENTS FOR REGULARLY SCHEDULED DAYTIME HOURS								SPECIAL FUNDS	STANDARD HOURS	OVERTIME			SHIFT PREMIUMS	WORK BREAKS	REPORTING PAY	
	Effective Date	Hourly Rate	Vacation	Health and Welfare	Pension	S.U.B.	Total	After Daily Hours			Saturday	Sunday and Holidays	General			Inclement Weather	
(55)																	
Loc. 793	May 1,71	CI \$6.96	9%	-	-	-	\$7.59	-	8/40	2x	2x	2x	2nd 1.1/8x, 3rd 1½x	2 x 10 mins	1 hr	-	
	May 1,72	7.45	"				8.12										
	May 1,73	7.91	"				8.69										
	May 1,74	8.53	"				9.30										
	Apr 30,75																
Loc. 793	May 1,71	RdS \$5.90	7%	-	-	-	\$6.31	-	(1) /100 bi-wkly	1½x after bi-wkly hrs	-	1½x	-	2 x 10 mins	-	2 hrs	
	May 1,72	6.45	"				6.90										
	May 1,71	RdS \$5.05	7%	-	-	-	\$5.40	-	(1) /100 bi-wkly	1½x after bi-wkly hrs	-	1½x	-	2 x 10 mins	-	2 hrs	
	May 1,72	5.50	"				5.89										
	Apr 30,73																
(56)																	
Loc. 793	Nov 1,71	CI \$5.84	8%	20¢	-	-	\$6.51	-	8/40	2x	2x	2x	2nd & 3rd 1½x	10 mins every 2 hrs	2 hrs	2 hrs	
	May 1,72	6.40	"	"			7.11										
	Nov 1,72	6.77	"	"			7.51										
	Apr 30,73																
Loc. 793	Nov 1,71	R \$5.84	4%	20¢	-	-	\$6.27	-	(1) /48	1½x after wkly hrs	-	1½x	-	10 mins every 2 hrs	2 hrs	1 hr	
	May 1,72	6.40	"	"			6.86										
	Nov 1,72	6.77	"	"			7.24										
	Dec 31,72																
Loc. 793	Sep 29,71	RdS \$4.60	6%	-	-	-	\$4.88	-	Rd	Rd	-	2x	2nd & 3rd 20¢/hr	-	2 hrs	1 hr	
Also the Loc's. (Agrt.)	Jul 16,72	5.10	7%				5.46		(1) /110 bi-wkly S	1½x after hrs							
	Mar 1,73	5.30	"				5.67		(1) /50	1½x after wkly hrs							
	Jul 15,73																

Table 13B (cont'd.)

Location and Union	WAGE AND RELATED PAYMENTS FOR REGULARLY SCHEDULED DAYTIME HOURS							SPECIAL FUNDS	STANDARD HOURS	OVERTIME			SHIFT PREMIUMS
	Effective Date	Hourly Rate	Vaca- tion	Health and Welfare	Pen- sion	S.U.B	Total			After Daily Hours	Saturday	Sunday and Holidays	
<u>Midwestern Ontario Region (56)</u> (cont'd.)													
Operating Engineers, Loc.793 (52, 53, 56, 57)									(1) /52½	1½x after 12 hrs	1½x after 12 noon	Sun 2x, Hol 1½x	10¢/hr
Perth, Waterloo & Wellington Counties (Perth County also included in the Loc's. London RdS Agt.)	May 1,71	RdS \$4.20	6%	(2)	-	-	(2)	-	May 1,72 1/72 (1) /50				
	May 1,72	4.70	"	"			"						
	May 1,73	5.20	"	"			"						
	Apr 30,74	30,74											
<u>Georgian Bay Region (57)</u>													
Operating Engineers, Loc.793 (54, 56)													
Bruce County	Nov 1,71	CI \$5.84	8%	20¢	-	-	\$6.51	-	8/40	2x	2x	2x	2nd & 3rd 1½x
	May 1,72	6.40	"	"			7.11						
	Nov 1,72	6.77	"	"			7.51						
	Apr 30,73	30,73											
Operating Engineers, Loc.793 (54, 56)									(1) /48	1½x after wkly hrs	-	1½x	-
Bruce County	Nov 1,71	R \$5.84	4%	20¢	-	-	\$6.27	-					
	May 1,72	6.40	"	"			6.86						
	Nov 1,72	6.77	"	"			7.24						
	Dec 31,72	31,72											
Operating Engineers, Loc.793 (54, 56)													
Bruce County (Bruce County also included in the Loc's. Kitchener RdS Agt.)	Sep 29,71	RdS \$4.60	6%	-	-	-	\$4.88	-	Rd			2x	2nd & 3rd 20¢/hr
	Jul 16,72	5.10	7%				5.46		(1) /110	1½x after bi-wkly hrs			
	Mar 1,73	5.30	"				5.67		bi- wkly S	1½x after wkly hrs			
	Jul 15,73	15,73							(1) /50				
Operating Engineers, Loc.793 (52, 53, 54, 56)									(1) /52½	1½x after 12 hrs	1½x after 12 noon	Sun 2x Hol 1½x	10¢ hr
Bruce, Dufferin & Grey Counties (Bruce County also included in the Loc's. London RdS Agt.)	May 1,71	RdS \$4.20	6%	(2)	-	-	(2)	-	May 1,72 1/72 (1) /50				
	May 1,72	4.70	"	"			"						
	May 1,73	5.20	"	"			"						
	Apr 30,74	30,74											

Table 13B (cont'd.)

CRANE OPERATOR

	WAGE AND RELATED PAYMENTS FOR REGULARLY SCHEDULED DAYTIME HOURS							SPECIAL FUNDS	STANDARD HOURS	OVERTIME			SHIFT PREMIUMS	WORK BREAKS	REPORTING PAY	
	Effective Date	Hourly Rate	Vaca- tion	Health and Welfare	Pen- sion	S U B.	Total			After Daily Hours	Saturday	Sunday and Holidays			General	Inclement Weather
(56)																
.793																
	May 1,71	RdS \$4.20	6%	(2)	-	-	(2)	-	(1) /52½	1½x after 12 hrs	1½x after 12 noon	Sun 2x, Hol 1½x	10¢/hr	2 x 10 mins	1 hr	-
	May 1,72	4.70	"	"			"									
	May 1,73	5.20	"	"			"									
c's.	Apr 30,74	30,74							(1) /50							
.793																
	Nov 1,71	CI \$5.84	8%	20¢	-	-	\$6.51	-	8/40	2x	2x	2x	2nd & 3rd 1½x	10 mins every 2 hrs	2 hrs	2 hrs
	May 1,72	6.40	"	"			7.11									
	Nov 1,72	6.77	"	"			7.51									
	Apr 30,73	30,73														
.793																
	Nov 1,71	R \$5.84	4%	20¢	-	-	\$6.27	-	(1) /48	1½x after wkly hrs	-	1½x	-	10 mins every 2 hrs	2 hrs	1 hr
	May 1,72	6.40	"	"			6.86									
	Nov 1,72	6.77	"	"			7.24									
	Dec 31,72	31,72														
.793																
	Sep 29,71	RdS \$4.60	6%	-	-	-	\$4.88	-	Rd			2x	2nd & 3rd 20¢/hr	-	2 hrs	1 hr
	Jul 16,72	5.10	7%				5.46		(1)	1½x after bi-wkly hrs						
	Mar 1,73	5.30	"				5.67		/110	1½x after S wkly hrs						
	Jul 15,73	15,73							(1) /50							
c's.																
.793																
rey	May 1,71	RdS \$4.20	6%	(2)	-	-	(2)	-	(1) /52½	1½x after 12 hrs	1½x after 12 noon	Sun 2x Hol 1½x	10¢ hr	2 x 10 mins	1 hr	-
	May 1,72	4.70	"	"			"									
	May 1,73	5.20	"	"			"									
c's.	Apr 30,74	30,74							(1) /50							

Table 13B (cont'd.)

Location and Union	WAGE AND RELATED PAYMENTS FOR REGULARLY SCHEDULED DAYTIME HOURS							SPECIAL FUNDS	STANDARD HOURS	OVERTIME			SHIP PREMIUM
	Effective Date	Hourly Rate	Vaca- tion	Health and Welfare	Pen- sion	S U.B.	Total			After Daily Hours	Saturday	Sunday and Holidays	
Georgian Bay Region (57) (cont'd.)													
Operating Engineers, Loc.793													
Muskoka District & Simcoe County													
	Nov 1,71	Rd \$5.10	7%	-	-	-	\$5.46	-	10/50	1½x	1½x	2x	-
	Nov 1,71	S \$5.30	7%	-	-	-	\$5.67	-	10/50	1½x	1½x	2x	15¢/hr
		Oct 5,72											
Operating Engineers, Loc.793 (58)													
Parry Sound District (Parry Sound District also included in the Loc's. Sudbury B Agrt.)													
	Nov 1,71	B \$6.30	8%	20¢	-	-	\$7.00	-	8/40	2x	2x	2x	2nd 25¢/hr
	May 1,72	7.10	9%	"	"	"	7.94						3rd 35¢/hr
	Nov 1,72	7.40	"	"	"	"	8.27						
		Apr 30,73											
Operating Engineers, Loc.793 (58)													
Parry Sound District (Parry Sound District also included in the Loc's. Sault Ste. Marie B Agrt.)													
	Nov 1,71	B \$6.95	9%	20¢	(8)	-	\$7.78	-	8/40	2x	2x	2x	2nd 25¢/hr
	May 1,72	7.70	"	"	"	"	8.59						3rd 35¢/hr
	Nov 1,72	7.90	"	"	"	"	8.81						
		Apr 30,73											
Operating Engineers, Loc.793 (58)													
Parry Sound District													
	Nov 1,71	S \$5.85	8%	-	-	-	\$6.32	-	10/50	1½x	1½x	2x	2nd & 3rd 20¢/hr
	May 1,72	6.55	"				7.07						
		Apr 30,73											
Northeastern Ontario Region (58)													
Operating Engineers, Loc.793 (57)													
Entire Region (Sault Ste. Marie Agrt.)													
	Nov 1,71	B \$6.30	8%	20¢	-	-	\$7.00	-	8/40	2x	2x	2x	2nd 25¢/hr
	May 1,72	7.10	9%	"	"	"	7.94						3rd 35¢/hr
	Nov 1,72	7.40	"	"	"	"	8.27						
		Apr 30,73											
Operating Engineers, Loc.793 (57)													
Entire Region (Sudbury Agrt.)													
	Nov 1,71	B \$6.95	9%	20¢	(8)	-	\$7.78	-	8/40	2x	2x	2x	2nd 25¢/hr
	May 1,72	7.70	"	"	"	"	8.59						3rd 35¢/hr
	Nov 1,72	7.90	"	"	"	"	8.81						
		Apr 30,73											

Table 13B (cont'd.)

Location	WAGE AND RELATED PAYMENTS FOR REGULARLY SCHEDULED DAYTIME HOURS										OVERTIME			SHIFT PREMIUMS		WORK BREAKS		REPORTING PAY	
	Effective Date	Hourly Rate	Vacation	Health and Welfare	Pension	S U B.	Total	SPECIAL FUNDS	STANDARD HOURS	After Daily Hours	Saturday	Sunday and Holidays			General	Inclement Weather			
(7)																			
Loc.793																			
	Nov 1,71	Rd \$5.10	7%	-	-	-	\$5.46	-	10/50	1½x	1½x	2x	-	-	2 hrs	-			
	Nov 1,71	S \$5.30	7%	-	-	-	\$5.67	-	10/50	1½x	1½x	2x	15¢/hr	-	2 hrs	-			
	Oct 5,72																		
Loc.793																			
District in the N.Y. B Agrt.)	Nov 1,71	B \$6.30	8%	20¢	-	-	\$7.00	-	8/40	2x	2x	2x	2nd 25¢/hr, 3rd 35¢/hr	2 x 10 mins	4 hrs	2 hrs			
	May 1,72	7.10	9%	"	"	"	7.94												
	Nov 1,72	7.40	"	"	"	"	8.27												
	Apr 30,73																		
Loc.793																			
District in the Ste.	Nov 1,71	B \$6.95	9%	20¢	(8)	-	\$7.78	-	8/40	2x	2x	2x	2nd 25¢/hr, 3rd 35¢/hr	2 x 10 mins	4 hrs	2 hrs			
	May 1,72	7.70	"	"	"	"	8.59												
	Nov 1,72	7.90	"	"	"	"	8.81												
	Apr 30,73																		
Loc.793																			
District	Nov 1,71	S \$5.85	8%	-	-	-	\$6.32	-	10/50	1½x	1½x	2x	2nd & 3rd 20¢/hr	2x, no duration given	4 hrs	1 hr			
	May 1,72	6.55	"	"	"	"	7.07												
	Apr 30,73																		
Region																			
Loc.793																			
rie Agrt.)	Nov 1,71	B \$6.30	8%	20¢	-	-	\$7.00	-	8/40	2x	2x	2x	2nd 25¢/hr, 3rd 35¢/hr	2 x 10 mins	4 hrs	2 hrs			
	May 1,72	7.10	9%	"	"	"	7.94												
	Nov 1,72	7.40	"	"	"	"	8.27												
	Apr 30,73																		
Loc.793																			
	Nov 1,71	B \$6.95	9%	20¢	(8)	-	\$7.78	-	8/40	2x	2x	2x	2nd 25¢/hr, 3rd 35¢/hr	2 x 10 mins	4 hrs	2 hrs			
	May 1,72	7.70	"	"	"	"	8.59												
	Nov 1,72	7.90	"	"	"	"	8.81												
	Apr 30,73																		

Table 13B (cont'd.)

Location and Union	WAGE AND RELATED PAYMENTS FOR REGULARLY SCHEDULED DAYTIME HOURS							SPECIAL FUNDS	STANDARD HOURS	OVERTIME			SHIFT PREMIUMS	W BR
	Effective Date	Hourly Rate	Vaca- tion	Health and Welfare	Pen- sion	S.U.B.	Total			After Daily Hours	Saturday	Sunday and Holidays		
<u>Northeastern Ontario Region</u> (58)														
(cont'd.)														
Operating Engineers, Loc.793 (57)														
Entire Region	Nov 1,71	S \$5.85	8%	-	-	-	\$6.32	-	10/50	1½x	1½x	2x	2nd & 3rd	2x
	May 1,72	6.55	"				7.07						20¢/hr	dur tic gIV
	Apr 30,73													
<u>Lakehead-Northwestern Ontario Region</u> (59)														
Operating Engineers, Loc.793														
Entire Region	Jun 1,71	B \$5.95	8%	-	-	-	\$6.43	-	8/40	2x	2x	2x	2nd & 3rd	2 x
	Dec 1,71	6.30	"				6.80						1.1/7x	ma
	Jun 1,72	6.70	"				7.24							
	Dec 1,72	7.05	"				7.61							
	Jun 1,71	RdS \$5.35	8%	-	-	-	\$5.78	-	9/45	1½x	2x	2x	2nd & 3rd	2 x
	Dec 1,71	5.70	"				6.16						1.1/7x	ma
	Jun 1,72	6.10	"				6.59							
	Dec 1,72	6.45	"				6.97							
	Mar 31,73													

Footnotes to Table 13B on page 101

Table 13B (cont'd.)

WAGE AND RELATED PAYMENTS FOR REGULARLY SCHEDULED DAYTIME HOURS	CRANE OPERATOR															
	Effective Date	Hourly Rate	Vacation	Health and Welfare	Pension	S.U.B.	Total	SPECIAL FUNDS	STANDARD HOURS	OVERTIME			SHIFT PREMIUMS	WORK BREAKS	REPORTING PAY	
										After Daily Hours	Saturday	Sunday and Holidays			General	Inclement Weather
93	Nov 1,71	S \$5.85	8%	-	-	-	\$6.32	-	10/50	1½x	1½x	2x	2nd & 3rd 20¢/hr	2x, no duration given	4 hrs	1 hr
	May 1,72	6.55	"				7.07									
	Apr 30,73															
93	Jun 1,71	B \$5.95	8%	-	-	-	\$6.43	-	8/40	2x	2x	2x	2nd & 3rd 1.1/7x	2 x 10 mins	4 hrs	2 hrs
	Dec 1,71	6.30	"				6.80									
	Jun 1,72	6.70	"				7.24									
	Dec 1,72	7.05	"				7.61									
93	Jun 1,71	RdS \$5.35	8%	-	-	-	\$5.78	-	9/45	1½x	2x	2x	2nd & 3rd 1.1/7x	2 x 10 mins	4 hrs	2 hrs
	Dec 1,71	5.70	"				6.16									
	Jun 1,72	6.10	"				6.59									
	Dec 1,72	6.45	"				6.97									
	Mar 31,73															

Table 13B - Crane OperatorFootnotes

- (1) - Daily hours not specified.
- (2) - Employer pays 100% of cost of health and welfare. Because the amount the employer pays per hour to health and welfare could not be determined, no totals were calculated.
- (3) - Includes 4% vacation pay and 4% statutory holiday pay.
- (4) - Rate effective until October 31, 1974. Rates between November 1, 1974 and April 30, 1975 will depend on those negotiated with other unions in the industrial, commercial and institutional sector of the industry in Essex County.
- (5) - Rate effective until April 30, 1973. Rates between May 1, 1973 and April 30, 1975 will depend on those negotiated with other unions in the industrial, commercial and institutional sector of the industry in Kent County.
- (6) - Rates apply to municipal work.
- (7) - Rates apply to provincial highway and county and township work.
- (8) - Included in health and welfare payment.

Table 13C

HOURS, WAGES AND RELATED PAYMENTS FOR OPERATING ENGINEERS (HOIST OPERATORS)
UNDER ONTARIO CONSTRUCTION AGREEMENTS, BY LOCATION AND UNION

Location and Union	WAGE AND RELATED PAYMENTS FOR REGULARLY SCHEDULED DAYTIME HOURS							SPECIAL FUNDS	STANDARD HOURS	OVERTIME			SHIFT PREMIUMS	BY BR
	Effective Date	Hourly Rate	Vaca- tion	Health and Welfare	Pen- sion	S.U.B.	Total			After Daily Hours	Saturday	Sunday and Holidays		
<u>Eastern Ontario Region (50)</u>														
Operating Engineers, Loc. 793 (51)														
Entire Region														
	Sep 14,71	CI \$5.90	8%	-	-	-	\$6.37	-	8/40	1½x 1st	1½x 1st	2x	2nd	2
	Jan 1,72	6.30	"	-	-	-	6.80	-		2 hrs,	2 hrs,		40¢/hr,	m
	May 1,72	6.80	"	-	-	-	7.34	-		2x after	2x after		3rd	
	Nov 1,72	7.15	"	-	-	-	7.72	-					50¢/hr	
	Feb 1,73	7.40	"	-	-	-	7.99	-						
		Apr 30,73												
Operating Engineers, Loc. 793 (51)														
Frontenac & Leeds Counties														
	Sep 14,71	CI \$5.90	8%	-	-	-	\$6.37	-	8/40	1½x 1st	1½x 1st	2x	2nd	2
	Jan 1,72	6.30	"	-	-	-	6.80	-		2 hrs,	2 hrs,		40¢/hr,	m
	May 1,72	6.80	"	-	-	-	7.34	-		2x after	2x after		3rd	
	Nov 1,72	7.15	"	-	-	-	7.72	-					50¢/hr	
	Feb 1,73	7.40	"	-	-	-	8.08	-						
		Apr 30,73												
<u>Lake Ontario Region (51)</u>														
Operating Engineers, Loc. 793 (50)														
Durham County														
	Sep 14,71	CI \$5.90	8%	-	-	-	\$6.37	-	8/40	1½x 1st	1½x 1st	2x	2nd	2
	Jan 1,72	6.30	"	-	-	-	6.80	-		2 hrs,	2 hrs,		40¢/hr,	m
	May 1,72	6.80	"	-	-	-	7.34	-		2x after	2x after		3rd	
	Nov 1,72	7.15	"	-	-	-	7.72	-					50¢/hr	
	Feb 1,73	7.40	"	-	-	-	8.08	-						
		Apr 30,74												
Belleville, Deseronto, Frankford, Madoc, Marmora, Stirling, Trenton & Tweed														
Lennox-Addington, Northumberland & Prince Edward Counties														
Operating Engineers, Loc. 793														
Peterborough & Victoria Counties														
	Nov 1,71	CI \$6.80	9%	-	-	-	\$7.41	-	8/40	1½x 1st	2x	2x	2nd	2x
	May 1,72	7.55	"	-	-	-	8.23	-		hr,			35¢/hr,	du
	Nov 1,72	7.70	"	-	-	-	8.39	-		2x after			3rd	ti
	Feb 1,73	8.10	"	-	-	-	8.83	-					45¢/hr	gi
		Apr 30,73												

Table 13C

HOURS, WAGES AND RELATED PAYMENTS FOR OPERATING ENGINEERS (HOIST OPERATORS)
UNDER ONTARIO CONSTRUCTION AGREEMENTS, BY LOCATION AND UNION

W BR	WAGE AND RELATED PAYMENTS FOR REGULARLY SCHEDULED DAYTIME HOURS								SPECIAL FUNDS	STANDARD HOURS	OVERTIME			SHIFT PREMIUMS	WORK BREAKS	HOIST OPERATOR REPORTING PAY	
	Effective Date	Hourly Rate	Vaca- tion	Health and Welfare	Pen- sion	S.U.B.	Total	After Daily Hours			Saturday	Sunday and Holidays	General			Inclement Weather	
2 m	Sep 14,71	CI \$5.90	8%	-	-	-	\$6.37	-	8/40	1½x 1st 2 hrs, 2x after	1½x 1st 2 hrs, 2x after	2x	2nd 40¢/hr, 3rd 50¢/hr	2 x 10 mins	2 hrs	2 hrs	
	Jan 1,72	6.30	"				6.80										
	May 1,72	6.80	"				7.34										
	Nov 1,72	7.15	"				7.72										
	Feb 1,73	7.40	"				7.99										
	Apr 30,73																
2 m	Sep 14,71	CI \$5.90	8%	-	-	-	\$6.37	-	8/40	1½x 1st 2 hrs, 2x after	1½x 1st 2 hrs, 2x after	2x	2nd 40¢/hr, 3rd 50¢/hr	2 x 10 mins	2 hrs	2 hrs	
	Jan 1,72	6.30	"				6.80										
	May 1,72	6.80	"				7.34										
	Nov 1,72	7.15	"				7.72										
	Feb 1,73	7.40	"				8.08										
	Apr 30,73																
2 m	Sep 14,71	CI \$5.90	8%	-	-	-	\$6.37	-	8/40	1½x 1st 2 hrs, 2x after	1½x 1st 2 hrs, 2x after	2x	2nd 40¢/hr, 3rd 50¢/hr	2 x 10 mins	2 hrs	2 hrs	
	Jan 1,72	6.30	"				6.80										
	May 1,72	6.80	"				7.34										
	Nov 1,72	7.15	"				7.72										
	Feb 1,73	7.40	"				8.08										
	Apr 30,74																
2x du ti gi	Nov 1,71	CI \$6.80	9%	-	-	-	\$7.41	-	8/40	1½x 1st hr, 2x after	2x	2x	2nd 35¢/hr, 3rd 45¢/hr	2x, no dura- tion given	4 hrs	2 hrs	
	May 1,72	7.55	"				8.25										
	Nov 1,72	7.70	"				8.39										
	Feb 1,73	8.10	"				8.85										
	Apr 30,73																

Table 13C (cont'd.)

Location and Union	WAGE AND RELATED PAYMENTS FOR REGULARLY SCHEDULED DAYTIME HOURS							SPECIAL FUNDS	STANDARD HOURS	OVERTIME			SHIFT PREMIUM
	Effective Date	Hourly Rate	Vaca- tion	Health and Welfare	Pen- sion	S.U.B.	Total			After Daily Hours	Saturday	Sunday and Holidays	
<u>Central Ontario Region (52)</u>													
Operating Engineers, Loc.793													
Halton County	Nov 1,71	CI \$6.80	9%	-	-	-	\$7.41	-	8/40	1½x 1st hr,	2x	2x	2nd
Acton, Georgetown, Milton & Oakville	May 1,72	7.55	"	-	-	-	8.23	-		2x after			35¢/hr
Ontario County	Nov 1,72	7.70	"	-	-	-	8.39	-					3rd
Ajax & Pickering	Feb 1,73	8.10	"	-	-	-	8.83	-					45¢/hr
Peel & York Counties	Apr 30,73												
Operating Engineers, Loc.793													
Halton County	Jul 1,71	T \$5.85	8%	-	-	-	\$6.32	-	(1) /48	1½x after wkly hrs	1½x	2x	2nd
Acton, Georgetown, Milton & Oakville	May 1,72	6.55	"	-	-	-	7.07	-					40¢ hr
Ontario County	Apr 30,73												3rd
Ajax & Pickering													50¢ hr
Peel & York Counties													
Operating Engineers, Loc.793 (53)													
Halton County	Nov 1,71	CI \$7.18	9%	-	-	-	\$7.83	-	8/40	2x	2x	2x	2nd & 3rd
Burlington	May 1,72	7.93	"	-	-	-	8.64	-					1.1/8x
	Nov 1,72	8.08	"	-	-	-	8.81	-					
	Apr 30,73												
<u>Niagara Region (53)</u>													
Operating Engineers, Loc.793													
Haldimand, Lincoln & Welland Counties	Nov 1,72	CI \$7.18	9%	-	-	-	\$7.83	-	8/40	2x	2x	2x	2nd & 3rd
	May 1,72	7.93	"	-	-	-	8.64	-					1.1/8x
	Nov 1,72	8.08	"	-	-	-	8.81	-					
	Apr 30,73												
Operating Engineers, Loc.793 (52)													
Wentworth County	Nov 1,71	CI \$7.18	9%	-	-	-	\$7.83	-	8/40	2x	2x	2x	2nd & 3rd
	May 1,72	7.93	"	-	-	-	8.64	-					1.1/8x
	Nov 1,72	8.08	"	-	-	-	8.81	-					
	Apr 30,73												
<u>Lake Erie Region (54)</u>													
Operating Engineers, Loc.793 (56, 57)													
Elgin, Middlesex & Oxford Counties	Nov 1,71	CI \$5.84	8%	20¢	-	-	\$6.51	-	8/40	2x	2x	2x	2nd & 3rd
	May 1,72	6.40	"	"	-	-	7.11	-					1.1/2x
	Nov 1,72	6.77	"	"	-	-	7.51	-					
	Apr 30,73												

Footnotes to Table 13C on page 107

Table 13C (cont'd.)

HOIST OPERATOR

SHIFT PREMIUM	Location	WAGE AND RELATED PAYMENTS FOR REGULARLY SCHEDULED DAYTIME HOURS								SPECIAL FUNDS	STANDARD HOURS	OVERTIME			SHIFT PREMIUMS	WORK BREAKS	REPORTING PAY	
		Effective Date	Hourly Rate	Vacation	Health and Welfare	Pension	S.U.B.	Total	After Daily Hours			Saturday	Sunday and Holidays	General			Inclement Weather	
	(52)																	
	Loc.793																	
2nd 35¢/hr	town,	Nov 1,71	CI \$6.80	9%	-	-	-	\$7.41	-	8/40	1½x 1st hr,	2x	2x	2nd 35¢/hr,	2x,no duration given	4 hrs	2 hrs	
3rd 45¢/hr	ville	May 1,72	7.55	"				8.23			2x after			3rd 45¢/hr				
		Nov 1,72	7.70	"				8.39										
		Feb 1,73	8.10	"				8.83										
	ing		Apr 30,73															
	nties																	
	Loc.793																	
2nd 40¢ hr	town,	Jul 1,71	T \$5.85	8%	-	-	-	\$6.32	-	(1) /48	1½x after wkly hrs	1½x	2x	2nd 40¢ hr,	2x,no duration given	4 hrs	1 hr	
3rd 40¢ hr	ville	May 1,72	6.55	"				7.07						3rd 50¢ hr				
			Apr 30,73															
	ing																	
	nties																	
	Loc.793																	
nd & 3rd 45¢/hr		Nov 1,71	CI \$7.18	9%	-	-	-	\$7.83	-	8/40	2x	2x	2x	2nd & 3rd 1.1/8x	2x,no duration given	8 hrs	2 hrs	
		May 1,72	7.93	"				8.64										
		Nov 1,72	8.08	"				8.81										
			Apr 30,73															
	Loc.793																	
nd & 3rd 45¢/hr	oln &	Nov 1,72	CI \$7.18	9%	-	-	-	\$7.83	-	8/40	2x	2x	2x	2nd & 3rd 1.1/8x	2x,no duration given	8 hrs	2 hrs	
	s	May 1,72	7.93	"				8.64										
		Nov 1,72	8.08	"				8.81										
			Apr 30,73															
	Loc.793																	
nd & 3rd 45¢/hr		Nov 1,71	CI \$7.18	9%	-	-	-	\$7.83	-	8/40	2x	2x	2x	2nd & 3rd 1.1/8x	2x,no duration given	8 hrs	2 hrs	
		May 1,72	7.93	"				8.64										
		Nov 1,72	8.08	"				8.81										
			Apr 30,73															
	Loc.793																	
nd & 3rd 45¢/hr	&	Nov 1,71	CI \$5.84	8%	20¢	-	-	\$6.51	-	8/40	2x	2x	2x	2nd & 3rd 1.1/2x	10 mins every 2 hrs	2 hrs	2 hrs	
		May 1,72	6.40	"	"			7.11										
		Nov 1,72	6.77	"	"			7.51										
			Apr 30,73															

Table 13C (cont'd.)

Location and Union	WAGE AND RELATED PAYMENTS FOR REGULARLY SCHEDULED DAYTIME HOURS							SPECIAL FUNDS	STANDARD HOURS	OVERTIME			SHIFT PREMIUMS	
	Effective Date	Hourly Rate	Vaca-tion	Health and Welfare	Pen-sion	S.U.B.	Total			After Daily Hours	Saturday	Sunday and Holidays		
<u>Lake Erie Region (54)</u> (cont'd.)														
Operating Engineers, Loc.793 (56, 57)														
Elgin, Middlesex & Oxford Counties														
	Nov 1,71	R	\$5.84	4%	20¢	-	-	\$6.27	-	(1) /48	1½x after wkly hrs	-	1½x	-
	May 1,72		6.40	"	"			6.86						
	Nov 1,72		6.77	"	"			7.24						
	Dec 31,72													
<u>Lake St. Clair Region (55)</u>														
Operating Engineers, Loc.793														
Essex & Kent Counties														
	Jul 17,71	CI	\$6.25	8%	31¢	15¢	-	\$7.21	IF 2¢	8/40	2x	2x	2x	2nd 1½x, 3rd 1½x
	Jan 1,72		6.50	"	"	"		7.48						
	Jul 1,72		6.75	"	"	"		7.75						
	Apr 30,73													
Operating Engineers, Loc.793														
Essex & Kent Counties														
	May 1,71	R	\$6.18	8%	31¢	15¢	-	\$7.13	-	8½	2x	straight time 1st 2½ hrs, 2x after	2x	2nd 1½x, 3rd 1½x
	May 1,72		6.64	"	"	"		7.63		/42½				
	Apr 30,73													
Operating Engineers, Loc.793														
Lambton County														
	May 1,71	CI	\$6.96	9%	-	-	-	\$7.59	-	8/40	2x	2x	2x	2nd 1.1/8x, 3rd 1.1/4x
	May 1,72		7.45	"				8.12						
	May 1,73		7.95	"				8.69						
	May 1,74		8.53	"				9.30						
	Apr 30,75													
<u>Midwestern Ontario Region (56)</u>														
Operating Engineers, Loc.793 (54, 57)														
Huron & Perth Counties														
	Nov 1,71	B	\$5.84	8%	20¢	-	-	\$6.51	-	8/40	2x	2x	2x	2nd & 3rd 1.1/2x
	May 1,72		6.40	"	"			7.11						
	Nov 1,72		6.77	"	"			7.51						
	Apr 30,73													
Operating Engineers, Loc.793 (54, 57)														
Huron & Perth Counties														
	Nov 1,71	R	\$5.84	4%	20¢	-	-	\$6.27	-	(1) /48	1½x after wkly hrs	-	1½x	-
	May 1,72		6.40	"	"			6.86						
	Nov 1,72		6.77	"	"			7.24						
	Dec 31,72													

Footnotes to Table 13C on page 107

Table 13C (cont'd.)

MS	B	WAGE AND RELATED PAYMENTS FOR REGULARLY SCHEDULED DAYTIME HOURS										OVERTIME			SHIFT PREMIUMS		WORK BREAKS		REPORTING PAY	
		Effective Date	Hourly Rate	Vacation	Health and Welfare	Pension	S.U.B.	Total	SPECIAL FUNDS	STANDARD HOURS	After Daily Hours	Saturday	Sunday and Holidays	SHIFT PREMIUMS	WORK BREAKS	REPORTING PAY				
																General	Inclement Weather			
	93	Nov 1,71	R	\$5.84	4%	20¢	-	-	\$6.27	-	(1) /48	1½x after wkly hrs	-	1½x	-	10 mins every 2 hrs	2 hrs	1 hr		
		May 1,72		6.40	"	"			6.86											
		Nov 1,72		6.77	"	"			7.24											
		Dec 31,72																		
	93	Jul 17,71	CI	\$6.25	8%	31¢	15¢	-	\$7.21	IF 2¢	8/40	2x	2x	2x	2nd 1½x, 3rd 1½x	2x, no dura- tion given	4 hrs	4 hrs		
		Jan 1,72		6.50	"	"	"		7.48											
		Jul 1,72		6.75	"	"	"		7.75											
		Apr 30,73																		
	93	May 1,71	R	\$6.18	8%	31¢	15¢	-	\$7.13	-	8½	2x	straight time 1st 2½ hrs, 2x after	2x	2nd 1½x, 3rd 1½x	2x, no dura- tion given	4 hrs	4 hrs		
		May 1,72		6.64	"	"	"		7.63		/42½									
		Apr 30,73																		
	93	May 1,71	CI	\$6.96	9%	-	-	-	\$7.59	-	8/40	2x	2x	2x	2nd 1.1/8x, 3rd 1.1/4x	2 x 10 mins	4 hrs	2 hrs		
		May 1,72		7.45	"	"	"		8.12											
		May 1,73		7.95	"	"	"		8.69											
		May 1,74		8.53	"	"	"		9.30											
		Apr 30,75																		
	93	Nov 1,71	B	\$5.84	8%	20¢	-	-	\$6.51	-	8/40	2x	2x	2x	2nd & 3rd 1.1/2x	2 x 10 mins	2 hrs	2 hrs		
		May 1,72		6.40	"	"	"		7.11											
		Nov 1,72		6.77	"	"	"		7.51											
		Apr 30,73																		
	93	Nov 1,71	R	\$5.84	4%	20¢	-	-	\$6.27	-	(1) /48	1½x after wkly hrs	-	1½x	-	10 mins every 2 hrs		2 hrs		
		May 1,72		6.40	"	"	"		6.86											
		Nov 1,72		6.77	"	"	"		7.24											
		Dec 31,72																		

Table 13C (cont'd.)

Location & Union	WAGE AND RELATED PAYMENTS FOR REGULARLY SCHEDULED DAYTIME HOURS							SPECIAL FUNDS	STANDARD HOURS	OVERTIME			SHIFT PREMIUM	
	Effective Date	Hourly Rate	Vaca- tion	Health and Welfare	Pen- sion	S.U.B.	Total			After Daily Hours	Saturday	Sunday and Holidays		
<u>Georgian Bay Region (57)</u>														
Operating Engineers, Loc. 793 (54, 57)														
Bruce County	Nov 1,71	CI \$5.84	8%	20¢	-	-	\$6.51	-	8/40	2x	2x	2x	2nd & 1st	
	May 1,72	6.40	"	"			7.11							
	Nov 1,72	6.77	"	"			7.51							
	Apr 30,73													
Operating Engineers, Loc. 793 (54, 57)														
Bruce County	Nov 1,71	R \$5.84	4%	20¢	-	-	\$6.27	-	(1) /48	1½x after wkly hrs	-	1½x	-	
	May 1,72	6.40	"	"			6.86							
	Nov 1,72	6.77	"	"			7.24							
	Dec 31,72													
Operating Engineers, Loc. 793 (58)														
Parry Sound District (Parry Sound District also included in the Loc's. Sudbury B Agrt.)	Nov 1,71	B \$6.30	8%	20¢	-	-	\$7.00	-	8/40	2x	2x	2x	2nd 25¢/hr	
	May 1,72	7.10	9%	"			7.94						3rd	
	Nov 1,72	7.40	"	"			8.27						35¢/hr	
	Apr 30,73													
Operating Engineers, Loc. 793 (58)														
Parry Sound District (Parry Sound District also included in the Loc's. Sault Ste. Marie B Agrt.)	Nov 1,71	B \$6.95	9%	20¢	-	-	\$7.78	-	8/40	2x	2x	2x	2nd 25¢/hr	
	May 1,72	7.70	"	"			8.59						3rd	
	Nov 1,72	7.90	"	"			8.81						35¢/hr	
	Apr 30,73													
Operating Engineers, Loc. 793 (58)														
Parry Sound District	Nov 1,71	T \$5.85	8%	-	-	-	\$6.32	-	(1) /48	1½x after wkly hrs, Apr 1/72 after 10 hrs daily	1½x	2x	2nd 30¢/hr	
	May 1,72	6.55	"				7.07						Jun 1/ 40¢/hr	
	Apr 30,73												3rd 40¢/hr	
													Jun 1/ 50¢/hr	
<u>Northeastern Ontario Region (58)</u>														
Operating Engineers, Loc. 793 (57)														
Entire Region (Sault Ste. Marie Agrt.)	Nov 1,71	B \$6.30	8%	20¢	-	-	\$7.00	-	8/40	2x	2x	2x	2nd 25¢/hr	
	May 1,72	7.10	9%	"			7.94						3rd	
	Nov 1,72	7.40	"	"			8.27						35¢/hr	
	Apr 30,73													

Footnotes to Table 13C on page 107

Table 13C (cont'd.)

HOIST OPERATOR

SHIFT PREMIUMS	WAGE AND RELATED PAYMENTS FOR REGULARLY SCHEDULED DAYTIME HOURS										OVERTIME			SHIFT PREMIUMS	WORK BREAKS	REPORTING PAY		
	Effective Date	Hourly Rate	Vacation	Health and Welfare	Pension	S.U.B.	Total	SPECIAL FUNDS	STANDARD HOURS	After Daily Hours	Saturday	Sunday and Holidays	General			Inclement Weather		
	67)																	
	Loc. 793																	
		Nov 1,71	C1	\$5.84	8%	20¢	-	-	\$6.51	-	8/40	2x	2x	2x	2nd & 3rd 1½x	10 mins every 2 hrs	2 hrs	2 hrs
		May 1,72		6.40	"	"			7.11									
		Nov 1,72		6.77	"	"			7.51									
			Apr 30,73															
	Loc. 793																	
		Nov 1,71	R	\$5.84	4%	20¢	-	-	\$6.27	(1)	/48	1½x after wkly hrs	-	1½x	-	10 mins every 2 hrs	2 hrs	2 hrs
		May 1,72		6.40	"	"			6.86									
		Nov 1,72		6.77	"	"			7.24									
			Dec 31,72															
	Loc. 793																	
	2nd district in the (y B Agrt.)	Nov 1,71	B	\$6.30	8%	20¢	-	-	\$7.00	-	8/40	2x	2x	2x	2nd 25¢/hr, 3rd 35¢/hr	2 x 10 mins	4 hrs	2 hrs
		May 1,72		7.10	9%	"			7.94									
		Nov 1,72		7.40	"	"			8.27									
			Apr 30,73															
	Loc. 793																	
	2nd district in the Ste. Marie	Nov 1,71	B	\$6.95	9%	20¢	-	-	\$7.78	-	8/40	2x	2x	2x	2nd 25¢/hr, 3rd 35¢/hr	2 x 10 mins	4 hrs	2 hrs
		May 1,72		7.70	"	"			8.59									
		Nov 1,72		7.90	"	"			8.81									
			Apr 30,73															
	Loc. 793																	
	2nd district	Nov 1,71	T	\$5.85	8%	-	-	-	\$6.32	(1)	/48	1½x after wkly hrs, Apr 1/72 after 10 hrs daily	1½x	2x	2nd 30¢/hr, Jun 1/72 40¢/hr; 3rd 40¢/hr, Jun 1/72 50¢/hr	2x, no duration given	4 hrs	-
		May 1,72		6.55	"				7.07									
			Apr 30,73															
	Region (58)																	
	Loc. 793																	
	2nd district in the Ste. Marie Agrt.)	Nov 1,71	B	\$6.30	8%	20¢	-	-	\$7.00	-	8/40	2x	2x	2x	2nd 25¢/hr, 3rd 35¢/hr	2 x 10 mins	4 hrs	2 hrs
		May 1,72		7.10	9%	"			7.94									
		Nov 1,72		7.40	"	"			8.27									
			Apr 30,73															

Table 13C (cont'd.)

Location and Union	WAGE AND RELATED PAYMENTS FOR REGULARLY SCHEDULED DAYTIME HOURS							SPECIAL FUNDS	STANDARD HOURS	OVERTIME			SHIFT PREMIUMS
	Effective Date	Hourly Rate	Vaca- tion	Health and Welfare	Pen- sion	S.U.B.	Total			After Daily Hours	Saturday	Sunday and Holidays	
<u>Northeastern Ontario Region(58)</u> (cont'd.)													
Operating Engineers, Loc.793 (57)													
Entire Region (Sudbury Agrt.)	Nov 1,71	B \$6.95	9%	20¢	-	-	\$7.78	-	8/40	2x	2x	2x	2nd
	May 1,72	7.70	"	"	-	-	8.59	-					25¢/hr,
	Nov 1,72	7.90	"	"	-	-	8.81	-					3rd
	Apr 30,73	30,73											35¢/hr
Operating Engineers, Loc.793 (57)													
Entire Region	Nov 1,71	T \$5.85	8%	-	-	-	\$6.32	-	(1) /48	1½x after wkly hrs,	1½x	2x	2nd
	May 1,72	6.55	"	-	-	-	7.07	-		Apr 1/72 after 10 hrs daily			30¢/hr, Jun 1/72
	Apr 30,73	30,73											40¢/hr; 3rd 40¢/hr, Jun 1/72 50¢/hr
<u>Lakehead-Northwestern Ontario Region (59)</u>													
Operating Engineers, Loc.793													
Entire Region	Jun 1,71	B \$5.95	8%	-	-	-	\$6.43	-	8/40	2x	2x	2x	2nd & 3rd
	Dec 1,71	6.30	"	-	-	-	6.80	-					1.1/7x
	Jun 1,72	6.70	"	-	-	-	7.24	-					
	Dec 1,72	7.05	"	-	-	-	7.61	-					
	Jun 1,71	RdS \$5.35	8%	-	-	-	\$5.78	-	9/45	1½x	1½x	2x	2nd & 3rd
	Dec 1,71	5.70	"	-	-	-	6.16	-					1.1/7x
	Jun 1,72	6.10	"	-	-	-	6.59	-					
	Dec 1,72	6.45	"	-	-	-	6.97	-					
Mar 31,73	31,73												

Table 13C (cont'd.)

MS	B	Gr	WAGE AND RELATED PAYMENTS FOR REGULARLY SCHEDULED DAYTIME HOURS								SPECIAL FUNDS	STANDARD HOURS	OVERTIME			SHIFT PREMIUMS	WORK BREAKS	HOIST OPERATOR REPORTING PAY	
			Effective Date	Hourly Rate	Vacation	Health and Welfare	Pension	S.U.B.	Total	After Daily Hours			Saturday	Sunday and Holidays	General			Inclement Weather	
		(58)																	
		793																	
			Nov 1, 71	B	\$6.95	9%	20¢	-	-	\$7.78	-	8/40	2x	2x	2x	2nd 25¢/hr, 3rd 35¢/hr	2 x 10 mins	4 hrs	2 hrs
			May 1, 72		7.70	"	"			8.59									
			Nov 1, 72		7.90	"	"			8.81									
			Apr 30, 73																
		793																	
			Nov 1, 71	T	\$5.85	8%	-	-	-	\$6.32	-	(1) /48	1½x after wklly hrs, Apr 1/72 after 10 hrs daily	1½x	2x	2nd 30¢/hr, Jun 1/72 40¢/hr; 3rd 40¢/hr, Jun 1/72 50¢/hr	2x, no duration given	4 hrs	-
			May 1, 72		6.55	"				7.07									
			Apr 30, 73																
		io																	
		793																	
			Jun 1, 71	B	\$5.95	8%	-	-	-	\$6.43	-	8/40	2x	2x	2x	2nd & 3rd 1.1/7x	2 x 10 mins	4 hrs	2 hrs
			Dec 1, 71		6.30	"				6.80									
			Jun 1, 72		6.70	"				7.24									
			Dec 1, 72		7.05	"				7.61									
			Jun 1, 71	RdS	\$5.35	8%	-	-	-	\$5.78	-	9/45	1½x	1½x	2x	2nd & 3rd 1.1/7x	2 x 10 mins	4 hrs	2 hrs
			Dec 1, 71		5.70	"				6.16									
			Jun 1, 72		6.10	"				6.59									
			Dec 1, 72		6.45	"				6.97									
			Mar 31, 73																

Table 13C - Hoist Operator

Footnotes

- (1) - Daily hours not specified.

Table 13D

HOURS, WAGES AND RELATED PAYMENTS FOR OPERATING ENGINEERS (OTIERS)
UNDER ONTARIO CONSTRUCTION AGREEMENTS, BY LOCATION AND UNION

Location and Union	WAGE AND RELATED PAYMENTS FOR REGULARLY SCHEDULED DAYTIME HOURS							SPECIAL FUNDS	STANDARD HOURS	OVERTIME			SHIFT PREMIUMS
	Effective Date	Hourly Rate	Vaca- tion	Health and Welfare	Pen- sion	S.U.B.	Total			After Daily Hours	Saturday	Sunday and Holidays	
Eastern Ontario Region (50)													
Operating Engineers, Loc. 793 (51)													
Entire Region	Sep 14,71	B \$4.80	8%	-	-	-	\$5.18	-	8/40	1½x 1st	1½x 1st	2x	2nd
	Jan 1,72	5.00	"	-	-	-	5.40	-		2 hrs,	2 hrs,		40¢/hr,
	May 1,72	5.40	"	-	-	-	5.85	-		2x after	2x after		3rd.
	Nov 1,72	5.60	"	-	-	-	6.05	-					50¢/hr
	Feb 1,73	5.75	"	-	-	-	6.21	-					
	Apr 30,73												
Operating Engineers, Loc. 793 (51)													
Frontenac & Leeds Counties	Sep 14,71	CI \$4.80	8%	-	-	-	\$5.18	-	8/40	1½x 1st	1½x 1st	2x	2nd
	Jan 1,72	5.00	"	-	-	-	5.40	-		2 hrs,	2 hrs,		40¢/hr,
	May 1,72	5.40	"	-	-	-	5.83	-		2x after	2x after		3rd
	Nov 1,72	5.60	"	-	-	-	6.05	-					50¢/hr
	Feb 1,73	5.75	"	-	-	-	6.21	-					
	Apr 30,73												
	Nov 1,71	Rd \$3.30	7%	-	-	-	\$3.53	-	(1) /55	-	1½x	-	-
	May 1,72	3.60	"	-	-	-	3.85	-					
	Nov 1,72	3.65	"	-	-	-	3.91	-					
	Mar 8,73												
	Nov 1,71	S \$4.05	7%	-	-	-	\$4.34	-	10/50	1½x after	1½x	2x	15¢/hr,
	May 1,72	4.55	8%	-	-	-	4.91	-		wkly hrs			May 1/72
	May 1,73	5.05	"	-	-	-	5.45	-					25¢/hr
	Apr 30,74												
Lake Ontario Region (51)													
Operating Engineers, Loc.793 (50)													
Durham County	Sep 14,71	B \$4.80	8%	-	-	-	\$5.18	-	8/40	1½x 1st	2x	2x	2nd
Fort Hope	Jan 1,72	5.00	"	-	-	-	5.40	-		2 hrs,			40¢/hr,
Hastings County	May 1,72	5.40	"	-	-	-	5.83	-		2x after			3rd
Belleville, Deseronto,	Nov 1,72	5.60	"	-	-	-	6.05	-					50¢/hr
Frankford, Madoc,	Feb 1,73	5.75	"	-	-	-	6.21	-					
Marmora, Stirling,	Apr 30,73												
Trenton & Tweed	Nov 1,71	Rd \$3.30	7%	-	-	-	\$3.53	-	(1) /55	1½x	1½x	-	-
Lennox-Addington, North-	May 1,72	3.60	"	-	-	-	3.85	-					
umberland & Prince Edward	Nov 1,72	3.65	"	-	-	-	3.91	-					
Counties	Mar 8,73												
	May 1,72	S \$4.55	8%	-	-	-	\$4.87	-	10/50	1½x	1½x	2x	25¢/hr
	May 1,73	5.05	"	-	-	-	5.45	-					
	Apr 30,74												

Table 13D

HOURS, WAGES AND RELATED PAYMENTS FOR OPERATING ENGINEERS (OILERS)
UNDER ONTARIO CONSTRUCTION AGREEMENTS, BY LOCATION AND UNION

WAGE AND RELATED PAYMENTS FOR REGULARLY SCHEDULED DAYTIME HOURS							SPECIAL FUNDS	STANDARD HOURS	OVERTIME			SHIFT PREMIUMS	WORK BREAKS	OILER REPORTING PAY	
Effective Date	Hourly Rate	Vaca- tion	Health and Welfare	Pen- sion	S.U.B.	Total			After Daily Hours	Saturday	Sunday and Holidays			General	Inclement Weather
Sep 14, 71	B \$4.80	8%	-	-	-	\$5.18	-	8/40	1½x 1st	1½x 1st	2x	2nd	2 x 10 mins	2 hrs	2 hrs
Jan 1, 72	5.00	"				5.40			2 hrs,	2 hrs,		40¢/hr,			
May 1, 72	5.40	"				5.83			2x after	2x after		3rd			
Nov 1, 72	5.60	"				6.05						50¢/hr			
Feb 1, 73	5.75	"				6.21									
Apr 30, 73															
Sep 14, 71	CI \$4.80	8%	-	-	-	\$5.18	-	8/40	1½x 1st	1½x 1st	2x	2nd	-	2 hrs	2 hrs
Jan 1, 72	5.00	"				5.40			2 hrs,	2 hrs,		40¢/hr,			
May 1, 72	5.40	"				5.83			2x after	2x after		3rd			
Nov 1, 72	5.60	"				6.05						50¢/hr			
Feb 1, 73	5.75	"				6.21									
Apr 30, 73															
Nov 1, 71	Rd \$3.30	7%	-	-	-	\$3.53	-	(1) /55	-	1½x	-	-	-	4 hrs	2 hrs
May 1, 72	3.60	"				3.85									
Nov 1, 72	3.65	"				3.91									
Mar 8, 73															
Nov 1, 71	S \$4.05	7%	-	-	-	\$4.34	-	10/50	1½x after	1½x	2x	15¢/hr,	-	2 hrs	-
May 1, 72	4.55	8%				4.91			wkly hrs			25¢/hr			
May 1, 73	5.05	"				5.45									
Apr 30, 74															
Sep 14, 71	B \$4.80	8%	-	-	-	\$5.18	-	8/40	1½x 1st	2x	2x	2nd	-	2 hrs	2 hrs
Jan 1, 72	5.00	"				5.40			2 hrs,			40¢/hr,			
May 1, 72	5.40	"				5.83			2x after			3rd			
Nov 1, 72	5.60	"				6.05						50¢/hr			
Feb 1, 73	5.75	"				6.21									
Apr 30, 73															
Nov 1, 71	Rd \$3.30	7%	-	-	-	\$3.53	-	(1) /55	1½x	1½x	-	-	-	4 hrs	2 hrs
May 1, 72	3.60	"				3.85									
Nov 1, 72	3.65	"				3.91									
Mar 8, 73															
2 3	S \$4.55	8%	-	-	-	\$4.87	-	10/50	1½x	1½x	2x	25¢/hr	-	2 hrs	-
Apr 30, 74	5.05	"				5.45									

Table 13D (cont'd.)

Location and Union	WAGE AND RELATED PAYMENTS FOR REGULARLY SCHEDULED DAYTIME HOURS							SPECIAL FUNDS	STANDARD HOURS	OVERTIME			SHIP PREMIUM
	Effective Date	Hourly Rate	Vaca- tion	Health and Welfare	Pen- sion	S.U.B	Total			After Daily Hours	Saturday	Sunday and Holidays	
<u>Lake Ontario Region (51)</u> (cont'd.)													
Operating Engineers, Loc.793													
Peterborough & Victoria Counties	Sep 13,71	B \$4.50	9%	-	-	-	\$4.91	-	8/40	1½x 1st hr, 2x after	2x	2x	2nd 35¢/hr 3rd 45¢/hr
	Nov 1,71	4.90	"				5.34						
	May 1,72	5.40	"				5.89						
	Nov 1,72	5.50	"				6.00						
	Feb 1,73	5.90	"				6.43						
	Apr 30,73												
Nov 1,71	Rd \$3.90	7%	-	-	-	\$4.17	-	10/50	1½x	1½x	2x	-	
Nov 1,71	S \$4.05	7%	-	-	-	\$4.33	-	10/50	1½x	1½x	2x	15¢/hr	
Oct 5,72													
<u>Central Ontario Region (52)</u>													
Operating Engineers, Loc.793													
Ontario County Beaverton, Cannington, Oshawa, Port Perry, Uxbridge & Whitby	Jul 1,71	Rd \$4.15	8%	-	-	-	\$4.48	-	(1) /50	1½x after wkly hrs	1½x	2x	-
	May 1,72	4.85	"				5.24						
	Apr 30,73												
Operating Engineers, Loc.793													
Halton County Acton, Georgetown, Milton & Oakville Ontario County Ajax & Pickering Peel & York Counties	Nov 1,71	CI \$4.90	9%	-	-	-	\$5.34	-	8/40	1½x 1st hr, 2x after	2x	2x	2nd 35¢/hr 3rd 45¢/hr
	May 1,72	5.40	"				5.89						
	Nov 1,72	5.50	"				6.00						
	Feb 1,73	5.90	"				6.49						
Apr 30,73													
Operating Engineers, Loc.793													
Halton County Acton, Georgetown, Milton & Oakville Ontario County Ajax & Pickering Peel & York Counties	Jul 1,71	S \$4.75	8%	-	-	-	\$5.13	-	10/50	1½x	1½x	2x	2nd & 20¢/hr
	May 1,72	5.45	"				5.88						
	Apr 30,73												
Operating Engineers, Loc.793 (53)													
Halton County Burlington	Nov 1,71	CI \$5.28	9%	-	-	-	\$5.76	-	8/40	2x	2x	2x	2nd & 1.1/
	May 1,72	5.78	"				6.30						
	Nov 1,72	5.88	"				6.41						
	Apr 30,73												

Footnotes to Table 13D on page 114

Table 13D (cont'd.)

OILER

SHIP PREMIUM	Location	WAGE AND RELATED PAYMENTS FOR REGULARLY SCHEDULED DAYTIME HOURS								SPECIAL FUNDS	STANDARD HOURS	OVERTIME			SHIFT PREMIUMS	WORK BREAKS	REPORTING PAY	
		Effective Date	Hourly Rate	Vaca- tion	Health and Welfare	Pen- sion	S.U.B.	Total	After Daily Hours			Saturday	Sunday and Holidays	General			Inclement Weather	
	Loc. 793																	
2nd 35¢/hr 3rd 45¢/hr	Victoria	Sep 13,71	B \$4.50	9%	-	-	-	\$4.91	-	8/40	1½x 1st hr, 2x after	2x	2x	2nd 35¢/hr, 3rd 45¢/hr	2x, no dura- tion given	4 hrs	2 hrs	
		Nov 1,71	4.90	"				5.34										
		May 1,72	5.40	"				5.89										
		Nov 1,72	5.50	"				6.00										
		Feb 1,73	5.90	"				6.43										
		Apr 30,73																
		Nov 1,71	Rd \$3.90	7%	-	-	-	\$4.17	-	10/50	1½x	1½x	2x	-	-	2 hrs	-	
15¢/hr		Nov 1,71	S \$4.05	7%	-	-	-	\$4.33	-	10/50	1½x	1½x	2x	15¢/hr	-	2 hrs	-	
		Oct 5,72	5.72															
	(52)																	
	Loc. 793																	
	Wilmington, Berry, by	Jul 1,71	Rd \$4.15	8%	-	-	-	\$4.48	-	(1) /50	1½x after wkly hrs	1½x	2x	-	2x, no dura- tion given	4 hrs	1 hr	
		May 1,72	4.85	"				5.24										
		Apr 30,73																
2nd 35¢/hr 3rd 45¢/hr	Loc. 793	Nov 1,71	CI \$4.90	9%	-	-	-	\$5.34	-	8/40	1½x 1st hr, 2x after	2x	2x	2nd 35¢/hr, 3rd 45¢/hr	2x, no dura- tion given	4 hrs	2 hrs	
		May 1,72	5.40	"				5.89										
		Nov 1,72	5.50	"				6.00										
		Feb 1,73	5.90	"				6.49										
		Apr 30,73																
2nd & 20¢/hr	Loc. 793	Jul 1,71	S \$4.75	8%	-	-	-	\$5.13	-	10/50	1½x	1½x	2x	2nd & 3rd 20¢/hr	2x, no dura- tion given	4 hrs	1 hr	
		May 1,72	5.45	"				5.88										
		Apr 30,73																
2nd & 1.1/8x	Loc. 793	Nov 1,71	CI \$5.28	9%	-	-	-	\$5.76	-	8/40	2x	2x	2x	2nd & 3rd 1.1/8x	2x, no dura- tion given	8 hrs	4 hrs	
		May 1,72	5.78	"				6.30										
		Nov 1,72	5.88	"				6.41										
		Apr 30,73																

Table 13D (cont'd.)

Location and Union	WAGE AND RELATED PAYMENTS FOR REGULARLY SCHEDULED DAYTIME HOURS							SPECIAL FUNDS	STANDARD HOURS	OVERTIME			SHIFT PREMIUMS		
	Effective Date	Hourly Rate	Vaca- tion	Health and Welfare	Pen- sion	S.U.B.	Total			After Daily Hours	Saturday	Sunday and Holidays			
Niagara Region (53)															
Operating Engineers, Loc. 793															
Haldimand, Lincoln & Welland Counties		Nov 1,71	CI	\$5.28	9%	-	-	-	\$5.76	-	8/40	2x	2x	2x	2nd & 3rd 1.1/8x
		May 1,72		5.78	"				6.30						
		Nov 1,72		5.88	"				6.41						
			Apr	30,73											
Operating Engineers, Loc. 793 (52)															
Wentworth County		Nov 1,71	CI	\$5.28	9%	-	-	-	\$5.76	-	8/40	2x	2x	2x	2nd & 3rd 1.1/8x
		May 1,72		5.78	"				6.30						
		Nov 1,72		5.88	"				6.41						
			Apr	30,73											
Lake Erie Region (54)															
Operating Engineers, Loc. 793 (56, 57)															
Elgin, Middlesex & Oxford Counties		Nov 1,71	CI	\$4.81	8%	20¢	-	-	\$5.40	-	8/40	2x	2x	2x	2nd & 3rd 1½x
		May 1,72		5.37	"	"			6.00						
		Nov 1,72		5.74	"	"			6.40						
			Apr	30,73											
Operating Engineer, Loc. 793 (56, 57)															
Elgin, Middlesex & Oxford Counties		Nov 1,71	R	\$4.81	4%	20¢	-	-	\$5.20	-	(1) /48	1½x after wkly hrs	-	1½x	-
		May 1,72		5.37	"	"			5.78						
		Nov 1,72		5.74	"	"			6.17						
			Dec	31,72											
Lake St. Clair Region (55)															
Operating Engineers, Loc. 793															
Essex & Kent Counties		Jun 17,71	CI	\$4.70	8%	31¢	15¢	-	\$5.54	IF 2¢	8/40	2x	2x	2x	2nd 1½x, 3rd 1½x
		Jan 1,72		4.95	"	"	"		5.81						
		Jul 1,72		5.20	"	"	"		6.08						
			Apr	30,73											
Operating Engineers, Loc. 793															
Essex & Kent Counties		May 1,71	R	\$4.63	8%	31¢	15¢	-	\$5.46	-	8½ /42½	2x	1x 1st 2½ hrs, 2x after	2x	2nd 1½x, 3rd 1½x
		May 1,72		5.09	"	"	"		5.96						
			Apr	30,73											

Table 13D (cont'd.)

IMS	B	WAGE AND RELATED PAYMENTS FOR REGULARLY SCHEDULED DAYTIME HOURS										OVERTIME			SHIFT PREMIUMS	WORK BREAKS	OILER REPORTING PAY	
		Effective Date	Hourly Rate	Vaca- tion	Health and Welfare	Pen- sion	S.U.B.	Total	SPECIAL FUNDS	STANDARD HOURS	After Daily Hours	Saturday	Sunday and Holidays	General			Inclement Weather	
		793	Nov 1, 71 May 1, 72 Nov 1, 72	CI 5.28 5.78 5.88	9% " "	- - -	- - -	\$5.76 6.30 6.41	-	8/40	2x	2x	2x	2nd & 3rd 1.1/8x	2x, no dura- tion given	8 hrs	4 hrs	
		793	Nov 1, 71 May 1, 72 Nov 1, 72	CI 5.28 5.78 5.88	9% " "	- - -	- - -	\$5.76 6.30 6.41	-	8/40	2x	2x	2x	2nd & 3rd 1.1/8x	2x, no dura- tion given	8 hrs	2 hrs	
		793	Nov 1, 71 May 1, 72 Nov 1, 72	CI 4.81 5.37 5.74	8% " "	20¢ " "	- - -	\$5.40 6.00 6.40	-	8/40	2x	2x	2x	2nd & 3rd 1½x	10 mins every 2 hrs	2 hrs	2 hrs	
		93	Nov 1, 71 May 1, 72 Nov 1, 72	R 4.81 5.37 5.74	4% " "	20¢ " "	- - -	\$5.20 5.78 6.17	-	(1) /48	1½x after wkly hrs	-	1½x	-	10 mins every 2 hrs	2 hrs	1 hr	
		793	Jun. 17, 71 Jan 1, 72 Jul 1, 72	CI 4.70 4.95 5.20	8% " "	31¢ " "	15¢ " "	\$5.54 5.81 6.08	IF 2¢	8/40	2x	2x	2x	2nd 1½x, 3rd 1½x	2x, no dura- tion given	4 hrs	4 hrs	
		793	May 1, 71 May 1, 72	R 4.63 5.09	8% "	31¢ "	15¢ "	\$5.46 5.96	-	8½ /42½	2x	1x 1st 2½ hrs, 2x after	2x	2nd 1½x, 3rd 1½x	2x, no dura- tion given	4 hrs	4 hrs	

Table 13D (cont'd.)

Location and Union	WAGE AND RELATED PAYMENTS FOR REGULARLY SCHEDULED DAYTIME HOURS							SPECIAL FUNDS	STANDARD HOURS	OVERTIME			SHIFT PREMIUM
	Effective Date	Hourly Rate	Vaca-tion	Health and Welfare	Pen-sion	S.U.B.	Total			After Daily Hours	Saturday	Sunday and Holidays	
<u>Lake St. Clair Region (55)</u> (cont'd.)													
Operating Engineers, Loc. 793													
Essex County													
	Jan 1,72	RdS \$3.98	(2) 8%	31¢	15¢	-	\$4.76	-	(1) /50	1½x after wkly hrs	-	2x	2nd 20¢/hr
	Apr 1,72	4.18	"	"	"	-	4.97	-					3rd 30¢/hr
	Jan 1,73	4.68	"	"	"	-	5.51	-					
	Jan 1,74	(3) 5.15	"	"	"	-	6.02	-					
		Apr 30,75											
Kent County													
	Jan 1,72	RdS \$3.17	(2) 8%	31¢	15¢	-	\$3.88	-	(1) /50	1½x after wkly hrs	-	2x	2nd 20¢/hr
	May 1,72	(4) 3.42	"	"	"	-	4.15	-					3rd 30¢/hr
		Apr 30,73											
Operating Engineers, Loc. 793													
Lambton County													
	May 1,71	CI \$5.25	9%	-	-	-	\$5.72	-	8/40	2x	2x	2x	2nd 1.1/8x
	May 1,72	5.61	"	-	-	-	6.12	-					3rd
	May 1,73	6.00	"	-	-	-	6.54	-					1½x
	May 1,74	6.42	"	-	-	-	7.00	-					
		Apr 30,75											
Operating Engineers, Loc. 793													
Lambton County													
	May 1,71	RdS (5) \$4.75	7%	-	-	-	\$5.08	-	(1) /100	1½x after bi-wkly hrs	-	1½x	-
	May 1,72	5.15	"	-	-	-	5.51	-	bi-wkly				
	May 1,71	RdS (6) \$4.35	7%	-	-	-	\$4.65	-	(1) /100	1½x after bi-wkly hrs	-	1½x	-
	May 1,72	4.75	"	-	-	-	5.08	-	bi-wkly				
		Apr 30,73											
<u>Midwestern Ontario Region (56)</u>													
Operating Engineers, Loc. 793 (54, 57)													
Huron & Perth Counties													
	Nov 1,71	CI \$4.81	8%	20¢	-	-	\$5.40	-	8/40	2x	2x	2x	2nd & 1½x
	May 1,72	5.37	"	"	-	-	6.00	-					
	Nov 1,72	5.74	"	"	-	-	6.40	-					
		Apr 30,73											
Operating Engineers, Loc. 793 (54, 57)													
Huron & Perth Counties													
	Nov 1,71	R \$4.81	4%	20¢	-	-	\$5.20	-	(1) /48	1½x after wkly hrs	-	1½x	-
	May 1,72	5.37	"	"	-	-	5.78	-					
	Nov 1,72	5.74	"	"	-	-	6.17	-					
		Dec 31,72											

Footnotes to Table 13D on page 114

Table 13D (cont'd.)

111

OILER

SHIFT PREMIUM	WAGE AND RELATED PAYMENTS FOR REGULARLY SCHEDULED DAYTIME HOURS								SPECIAL FUNDS	STANDARD HOURS	OVERTIME			SHIFT PREMIUMS	WORK BREAKS	REPORTING PAY	
	Effective Date	Hourly Rate	Vacation	Health and Welfare	Pen-sion	S.U.B.	Total	After Daily Hours			Saturday	Sunday and Holidays	General			Inclement Weather	
(5)																	
	loc. 793																
2nd 20¢/hr	Jan 1,72	RdS \$3.98	(2) 8%	31¢	15¢	-	\$4.76	-	(1) /50	1½x after wkly hrs	-	2x	2nd 20¢/hr, 3rd 30¢/hr	2 x 10 mins	2 hrs	2 hrs	
3rd	Apr 1,72	4.18	"	"	"	-	4.97										
30¢/hr	Jan 1,73	4.68	"	"	"	-	5.51										
	Jan 1,74	(3) 5.15	"	"	"	-	6.02										
	Apr 30,75																
2nd 20¢/hr	Jan 1,72	RdS \$3.17	(2) 8%	31¢	15¢	-	\$3.88	-	(1) /50	1½x after wkly hrs	-	2x	2nd 20¢/hr, 3rd 30¢/hr	2 x 10 mins	2 hrs	2 hrs	
3rd	May 1,72	(4) 3.42	"	"	"	-	4.15										
30¢/hr	Apr 30,73																
	loc. 793																
2nd 1.1/8x	May 1,71	CI \$5.25	9%	-	-	-	\$5.72	-	8/40	2x	2x	2x	2nd 1.1/8x, 3rd 1½x	2 x 10 mins	4 hrs	2 hrs	
3rd	May 1,72	5.61	"				6.12										
1½x	May 1,73	6.00	"				6.54										
	May 1,74	6.42	"				7.00										
	Apr 30,75																
	loc. 793																
-																	
	May 1,71	RdS \$4.75	(5) 7%	-	-	-	\$5.08	-	(1) /100	1½x after bi-wkly hrs	-	1½x	-	2 x 10 mins	-	2 hrs	
	May 1,72	5.15	"				5.51										
	May 1,71	RdS \$4.35	(6) 7%	-	-	-	\$4.65	-	(1) /100	1½x after bi-wkly hrs	-	1½x	-	2 x 10 mins	-	2 hrs	
	May 1,72	4.75	"				5.08										
	Apr 30,73																
	n (56)																
	loc. 793																
2nd & 1½x	Nov 1,71	CI \$4.81	8%	20¢	-	-	\$5.40	-	8/40	2x	2x	2x	2nd & 3rd 1½x	10 mins every 2 hrs	2 hrs	2 hrs	
	May 1,72	5.37	"	"			6.00										
	Nov 1,72	5.74	"	"			6.40										
	Apr 30,73																
	loc. 793																
	Nov 1,71	R \$4.81	4%	20¢	-	-	\$5.20	-	(1) /48	1½x after wkly hrs	-	1½x	-	10 mins every 2 hrs	2 hrs	1 hr	
	May 1,72	5.37	"	"			5.78										
	Nov 1,72	5.74	"	"			6.17										
	Dec 31,72																

Table 13D (cont'd.)

Location and Union	WAGE AND RELATED PAYMENTS FOR REGULARLY SCHEDULED DAYTIME HOURS							SPECIAL FUNDS	STANDARD HOURS	OVERTIME			SHIFT PREMIUMS	
	Effective Date	Hourly Rate	Vaca- tion	Health and Welfare	Pen- sion	S.U.B.	Total			After Daily Hours	Saturday	Sunday and Holidays		
Georgian Bay Region (57)														
Operating Engineers, Loc. 793 (54, 56)														
Bruce County	Nov 1,71	CI \$4.81	8%	20¢	-	-	\$5.40	-	8/40	2x	2x	2x	2nd & 3rd	
	May 1,72	5.37	"	"			6.00						1½x	
	Nov 1,72	5.74	"	"			6.40							
		Apr 30,73												
Operating Engineers, Loc. 793 (54, 56)														
Bruce County	Nov 1,71	R \$4.81	4%	20¢	-	-	\$5.20	-	(1) /48	1½x after wkly hrs	-	1½x	-	
	May 1,72	5.37	"	"			5.78							
	Nov 1,72	5.74	"	"			6.17							
		Dec 31,72												
Operating Engineers, Loc. 793														
Muskoka District & Simcoe County	Nov 1,71	Rd \$3.90	7%	-	-	-	\$4.17	-	10/50	1½x	1½x	2x	-	
	Nov 1,71	S \$4.05	7%	-	-	-	\$4.33	-	10/50	1½x	1½x	2x	15¢/hr	
		Oct 5,72												
Operating Engineers, Loc. 793 (58)														
Parry Sound District (Parry Sound District also included in the Loc's. Sudbury B Agt.)	Nov 1,71	B \$4.60	8%	20¢	-	-	\$5.17	-	8/40	2x	2x	2x	2nd	
	May 1,72	5.10	9%	"			5.76						25¢/hr,	
	Nov 1,72	5.30	"	"			5.98						3rd	
		Apr 30,73											35¢/hr	
Operating Engineers, Loc. 793 (58)														
Parry Sound District (Parry Sound District also included in the Loc's. Sault Ste. Marie B Agt.)	Nov 1,71	B \$4.80	9%	20¢	(7)	-	\$5.43	-	8/40	2x	2x	2x	2nd	
	May 1,72	5.30	"	"	"		5.90						25¢/hr,	
	Nov 1,72	5.50	"	"	"		6.20						3rd	
		Apr 30,73											35¢/hr	
Operating Engineers, Loc. 793 (58)														
Parry Sound District	Nov 1,71	S \$4.75	8%	-	-	-	\$5.13	-	10/50	1½x	1½x	2x	2nd & 3rd	
	May 1,72	5.45	"				5.89						20¢/hr	
		Apr 30,73												

Table 13D (cont'd.)

	WAGE AND RELATED PAYMENTS FOR REGULARLY SCHEDULED DAYTIME HOURS										OVERTIME			SHIFT PREMIUMS	WORK BR/FAKS	OILER REPORTING PAY	
	Effective Date	Hourly Rate	Vaca- tion	Health and Welfare	Pen- sion	S.U.B.	Total	SPECIAL FUNDS	STANDARD HOURS	After Daily Hours	Saturday	Sunday and Holidays	General			Inclement Weather	
793	Nov 1,71 May 1,72 Nov 1,72	CI \$4.81 5.37 5.74	8% " "	20¢ " "	- - -	- - -	\$5.40 6.00 6.40	-	8/40	2x	2x	2x	2nd & 3rd 1½x	10 mins every 2 hrs	2 hrs	2 hrs	
793	Nov 1,71 May 1,72 Nov 1,72	R \$4.81 5.37 5.74	4% " "	20¢ " "	- - -	- - -	\$5.20 5.78 6.17	-	(1) /48	1½x after wkly hrs	-	1½x	-	10 mins every 2 hrs	2 hrs	1 hr	
793	Nov 1,71 Nov 1,71	Rd \$3.90 S \$4.05	7% 7%	- -	- -	- -	\$4.17 \$4.33	-	10/50 10/50	1½x 1½x	1½x 1½x	2x 2x	- 15¢/hr	- -	2 hrs 2 hrs	- -	
793	Nov 1,71 May 1,72 Nov 1,72	B \$4.60 5.10 5.30	8% 9% "	20¢ " "	- - -	- - -	\$5.17 5.76 5.98	-	8/40	2x	2x	2x	2nd 25¢/hr, 3rd 35¢/hr	2 x 10 mins	4 hrs	2 hrs	
793	Nov 1,71 May 1,72 Nov 1,72	B \$4.80 5.30 5.50	9% " "	20¢ " "	(7) " "	- - -	\$5.43 5.90 6.20	-	8/40	2x	2x	2x	2nd 25¢/hr, 3rd 35¢/hr	2 x 10 mins	4 hrs	2 hrs	
793	Nov 1,71 May 1,72	S \$4.75 5.45	8% "	- -	- -	- -	\$5.13 5.89	-	10/50	1½x	1½x	2x	2nd & 3rd 20¢/hr	2x, no dura- tion given	4 hrs	1 hr	

Table 13D (cont'd.)

Location and Union	WAGE AND RELATED PAYMENTS FOR REGULARLY SCHEDULED DAYTIME HOURS							SPECI FUNDS	STANDARD HOURS	OVERTIME			SHIFT PREMIUM
	Effective Date	Hourly Rate	Vaca- tion	Health and Welfare	Pen- sion	S.U.B.	Total			After Daily Hours	Saturday	Sunday and Holidays	
<u>Northeastern Ontario Region (58)</u>													
Operating Engineers, Loc. 793 (57)													
Entire Region (Sault Ste. Marie Agt.)	Nov 1,71	B \$4.60	8%	20¢	-	-	\$5.17	-	8/40	2x	2x	2x	2nd 25¢/hr
	May 1,72	5.10	9%	"			5.76						3rd 35¢/hr
	Nov 1,72	5.30	"	"			5.98						
		Apr 30,73											
Operating Engineers, Loc. 793 (57)													
Entire Region (Sudbury Agt.)	Nov 1,71	B \$4.80	9%	20¢	(7)	-	\$5.43	-	8/40	2x	2x	2x	2nd 25¢/hr
	May 1,72	5.30	"	"	"		5.90						3rd 35¢/hr
	Nov 1,72	5.50	"	"	"		6.20						
		Apr 30,73											
Operating Engineers, Loc. 793 (57)													
Entire Region	Nov 1,71	S \$4.75	8%	-	-	-	\$5.13	-	10/50	1½x	1½x	2x	2nd & 3rd 20¢/hr
	May 1,72	5.45	"				5.89						
		Apr 30,73											
<u>Lakehead-Northwestern Ontario Region (59)</u>													
Operating Engineers, Loc. 793													
Entire Region	Jun 1,71	B \$4.55	8%	-	-	-	\$4.91	-	8/40	2x	2x	2x	2nd & 3rd 1.1/7x
	Dec 1,71	4.80	"				5.18						
	Jun 1,72	5.15	"				5.56						
	Dec 1,72	5.50	"				5.94						
	Jun 1,71	RdS \$4.50	8%	-	-	-	\$4.64	-	9/45	1½x	1½x	2x	2nd & 3rd 1.1/7x
	Dec 1,71	4.75	"				4.91						
	Jun 1,72	4.90	"				5.29						
	Dec 1,72	5.25	"				5.67						
		Mar 31,73											

Table 13D (cont'd.)

115

OILER

SHIFT PREMIUM	WAGE AND RELATED PAYMENTS FOR REGULARLY SCHEDULED DAYTIME HOURS										OVERTIME			SHIFT PREMIUMS	WORK BREAKS	REPORTING PAY	
	Effective Date	Hourly Rate	Vacation	Health and Welfare	Pension	S.U.B.	Total	SPECIAL FUNDS	STANDARD HOURS	After Daily Hours	Saturday	Sunday and Holidays	General			Inclement Weather	
ion (58)																	
cc. 793																	
2nd 5¢/hr 3rd 5¢/hr	(Agrt.)	Nov 1,71	B \$4.60	8%	20¢	-	-	\$5.17	-	8/40	2x	2x	2x	2nd 25¢/hr, 3rd 35¢/hr	2 x 10 mins	4 hrs	2 hrs
		May 1,72	5.10	9%	"			5.76									
		Nov 1,72	5.30	"	"			5.98									
		Apr 30,73															
oc. 793																	
2nd 5¢/hr 3rd 5¢/hr		Nov 1,71	B \$4.80	9%	20¢	(7)	-	\$5.43	-	8/40	2x	2x	2x	2nd 25¢/hr, 3rd 35¢/hr	2 x 10 mins	4 hrs	2 hrs
		May 1,72	5.30	"	"	"		5.90									
		Nov 1,72	5.50	"	"	"		6.20									
		Apr 30,73															
oc. 793																	
d & 3 0¢/hr		Nov 1,71	S \$4.75	8%	-	-	-	\$5.13	-	10/50	1½x	1½x	2x	2nd & 3rd 20¢/hr	2x, no dura- tion given	4 hrs	1 hr
		May 1,72	5.45	"				5.89									
		Apr 30,73															
ario																	
oc. 793																	
d & 3 .1/7x		Jun 1,71	B \$4.55	8%	-	-	-	\$4.91	-	8/40	2x	2x	2x	2nd & 3rd 1.1/7x	2 x 10 mins	4 hrs	2 hrs
		Dec 1,71	4.80	"				5.18									
		Jun 1,72	5.15	"				5.56									
		Dec 1,72	5.50	"				5.94									
d & 3 .1/7x		Jun 1,71	RdS \$4.30	8%	-	-	-	\$4.64	-	9/45	1½x	1½x	2x	2nd & 3rd 1.1/7x	2 x 10 mins	4 hrs	2 hrs
		Dec 1,71	4.55	"				4.91									
		Jun 1,72	4.90	"				5.29									
		Dec 1,72	5.25	"				5.67									
		Mar 31,73															

Table 13D - OilerFootnotes

- (1) - Daily hours not specified.
- (2) - Includes 4½ vacation pay and 4½ statutory holiday pay.
- (3) - Rate effective until October 31, 1974. Rates between November 1, 1974 and April 30, 1975 will depend on those negotiated with other unions in the industrial, commercial and institutional sector of the industry in Essex County.
- (4) - Rate effective until April 30, 1973. Rates between May 1, 1973 and April 30, 1975 will depend on those negotiated with other unions in the industrial, commercial and institutional sector of the industry in Kent County.
- (5) - Rates apply to municipal work.
- (6) - Rates apply to provincial highway and county and township work.
- (7) - Included in health and welfare payment.

Table 14

HOURS, WAGES AND RELATED PAYMENTS FOR ORNAMENTAL IRON WORKERS
UNDER ONTARIO CONSTRUCTION AGREEMENTS, BY LOCATION AND UNION

Location and Union	WAGE AND RELATED PAYMENTS FOR REGULARLY SCHEDULED DAYTIME HOURS							SPECIAL FUNDS	STANDARD HOURS	OVERTIME			SHIFT PREMIUM
	Effective Date	Hourly Rate	Vaca- tion	Health and Welfare	Pen- sion	S.U.B.	Total			After Daily Hours	Saturday	Sunday and Holidays	
<u>Eastern Ontario Region (50)</u>													
Structural Iron Workers, Loc. 765 (51)													
Entire Region	Jul 15, 71	\$6.11	8%	33¢	35¢	-	\$7.28	UF	8/40	2x	2x	2x	2nd & 3rd 1.1/7x
	Jan 1, 72	6.68	"	"	"		7.89	1¢,					
	May 1, 72	7.06	9%	"	"		8.38	May					
	Nov 1, 72	7.35	"	"	"		8.69	1,72					
	Apr 30, 73							2¢					
<u>Lake Ontario Region (51)</u>													
Structural Iron Workers, Loc. 721 (52, 57)													
Durham, Haliburton, Northumberland, Peterborough, Prince Edward & Victoria Counties Hastings County Belleville, Frankford, Marmora, Stirling & Trenton	Jul 15, 71	\$6.20	8%	33¢	35¢	-	\$7.38	UF	8/40	2x	2x	2x	2nd & 3rd 1.1/7x
	Jan 1, 72	6.77	"	"	"		7.99	1¢,					
	May 1, 72	7.06	9%	"	"		8.38	May					
	Nov 1, 72	7.35	"	"	"		8.69	1,72					
	Apr 30, 73							2¢					
Structural Iron Workers, Loc. 722 (52, 57)													
Durham, Haliburton, Northumberland, Peterborough, Prince Edward & Victoria Counties Hastings County Belleville, Frankford, Marmora, Stirling & Trenton	Jul 15, 71	R \$4.60	4%	(1)	-	-	(1)	-	(2) /47½	1½x after weekly hours	1½x	2x	-
	Dec 15, 72	5.00	"	"									
	Feb 28, 73												
Structural Iron Workers, Loc. 765 (50)													
Hastings County Bancroft, Deseronto, Madoc & Tweed Lennox-Addington County	Jul 15, 71	\$6.11	8%	33¢	35¢	-	\$7.28	UF	8/40	2x	2x	2x	2nd & 3rd 1.1/7x
	Jan 1, 72	6.68	"	"	"		7.89	1¢,					
	May 1, 72	7.06	9%	"	"		8.38	May					
	Nov 1, 72	7.35	"	"	"		8.69	1,72					
	Apr 30, 73							2¢					

Footnotes to Table 14 on page 120

Table 14

HOURS, WAGES AND RELATED PAYMENTS FOR ORNAMENTAL IRON WORKERS
UNDER ONTARIO CONSTRUCTION AGREEMENTS, BY LOCATION AND UNION

ORNAMENTAL IRON WORKER

SHIFT PREMIUM	Union	WAGE AND RELATED PAYMENTS FOR REGULARLY SCHEDULED DAYTIME HOURS							SPECIAL FUNDS	STANDARD HOURS	OVERTIME			SHIFT PREMIUMS	WORK BREAKS	REPORTING PAY	
		Effective Date	Hourly Rate	Vacation	Health and Welfare	Pension	S.U.B.	Total			After Daily Hours	Saturday	Sunday and Holidays			General	Inclement Weather
	on (50) kers, Loc.	Jul 15, 71 Jan 1, 72 May 1, 72 Nov 1, 72 Apr 30, 73	\$6.11 6.68 7.06 7.35	8% " 9% "	33¢ " " "	35¢ " " "	- - - -	\$7.28 7.89 8.38 8.69	UF 1¢, May 1,72 2¢	8/40	2x	2x	2x	2nd & 3rd 1.1/7x	2x, no dura- tion given	2 hrs	-
	(51) kers, Loc.	Jul 15, 71 Jan 1, 72 May 1, 72 Nov 1, 72 Apr 30, 73	\$6.20 6.77 7.06 7.35	8% " 9% "	33¢ " " "	35¢ " " "	- - - -	\$7.38 7.99 8.38 8.69	UF 1¢, May 1,72 2¢	8/40	2x	2x	2x	2nd & 3rd 1.1/7x	2x, no dura- tion given	2 hrs	-
	Frankford, ling & kers, Loc.	Jul 15, 71 Dec 15, 72	R \$4.60 5.00	4% "	(1) "	- -	(1)	-	(2) /47½	1½x after weekly hours	1½x	2x	-	-	-	-	-
	Frankford, ling & kers, Loc.	Jul 15, 71 Jan 1, 72 May 1, 72 Nov 1, 72 Apr 30, 73	\$6.11 6.68 7.06 7.35	8% " 9% "	33¢ " " "	35¢ " " "	- - - -	\$7.28 7.89 8.38 8.69	UF 1¢, May 1,72 2¢	8/40	2x	2x	2x	2nd & 3rd 1.1/7x	2x, no dura- tion given	2 hrs	-

Table 14 (cont'd)

Location and Union	WAGE AND RELATED PAYMENTS FOR REGULARLY SCHEDULED DAYTIME HOURS							SPECIAL FUNDS	STANDARD HOURS	OVERTIME			SHIFT PREMIUMS
	Effective Date	Hourly Rate	Vaca- tion	Health and Welfare	Pen- sion	S.U.B.	Total			After Daily Hours	Saturday	Sunday and Holidays	
<u>Central Ontario Region (52)</u>													
Structural Iron Workers, Loc. 721 (51, 57)													
Halton County	Jul 15,71	\$6.20	8%	33¢	35¢	-	\$7.38	UF	8/40	2x	2x	2x	2nd & 3rd
Oakville (Ford Motor Co. premises)	Jan 1,72	6.77	"	"	"		7.99	1¢,					1.1/7x
	May 1,72	7.06	9%	"	"		8.38	May					
Ontario, Peel & York Counties	Nov 1,72	7.35	"	"	"		8.69	1,72					
			Apr 30, 73					2¢					
Structural Iron Workers, Loc. 721 (51, 57)													
Halton County	Jul 15,71	R \$4.60	4%	(1)	-	-	(1)	-	(2)				
Oakville (Ford Motor Co. premises)	Dec 15,72	\$5.00	"				"		/47½	1½x	1½x	2x	-
Ontario, Peel & York Counties		Feb 28, 73	"				"			after weekly hours			
Structural Iron Workers, Loc. 736 (53, 54, 56, 57)													
Halton County (except Ford Motor Co. premises)	Jul 15,71	\$6.20	8%	33¢	35¢	-	\$7.38	UF	8/40	2x	2x	2x	2nd & 3rd
	Jan 1,72	6.77	"	"	"		7.99	1¢,					1.1/7x
	May 1,72	7.06	9%	"	"		8.38	May					
	Nov 1,72	7.35	"	"	"		8.69	1,72					
			Apr 30, 73					2¢					
<u>Niagara Region (53)</u>													
Structural Iron Workers, Loc. 736 (52, 54, 56, 57)													
Entire Region	Jul 15,71	\$6.20	8%	33¢	35¢	-	\$7.38	UF	8/40	2x	2x	2x	2nd & 3rd
	Jan 1,72	6.77	"	"	"		7.99	1¢,					1.1/7x
	May 1,72	7.06	9%	"	"		8.38	May					
	Nov 1,72	7.35	"	"	"		8.69	1,72					
			Apr 30, 73					2¢					
<u>Lake Erie Region (54)</u>													
Structural Iron Workers, Loc. 700 (55)													
Elgin & Middlesex Counties	Jul 15,71	\$6.00	8%	43¢	35¢	-	\$7.26	UF	8/40	2x	2x	2x	2nd & 3rd
	Jan 1,72	6.58	"	"	"		7.89	1¢,					1.1/7x
	May 1,72	6.88	9%	"	"		8.28	May					
	Nov 1,72	7.16	"	"	"		8.58	1,72					
			Apr 30, 73					2¢					

Table 14 (cont'd)

ORNAMENTAL IRON WORKER

FT IUMS	B	WAGE AND RELATED PAYMENTS FOR REGULARLY SCHEDULED DAYTIME HOURS										OVERTIME			SHIFT PREMIUMS	WORK BREAKS	REPORTING PAY		
		Effective Date	Hourly Rate	Vaca- tion	Health and Welfare	Pen- sion	S.U.B.	Total	SPECIAL FUNDS	STANDARD HOURS	After Daily Hours	Saturday	Sunday and Holidays	General			Inclement Weather		
		Loc.																	
3rd	2		Jul 15, 71	\$6.20	8%	33¢	35¢	-	\$7.38	UF	8/40	2x				2nd & 3rd	2x, no	2 hrs	-
7x	d	or	Jan 1, 72	6.77	"	"	"		7.99	1¢,					1.1/7x	dura-			
	t		May 1, 72	7.06	9%	"	"		8.38	May						tion			
	g		Nov 1, 72	7.35	"	"	"		8.69	1,72						given			
			Apr 30, 73						2¢										
		Loc.																	
			Jul 15, 71	R \$4.60	4%	(1)	-	(1)	-		(2)	1½x	1½x	2x					
			Dec 15, 72	5.00	"			"			47½	after							
			Feb 28, 73		"			"				weekly							
		Loc.																	
3rd	2	(es)	Jul 15, 71	\$6.20	8%	33¢	35¢	-	\$7.38	UF	8/40	2x				2nd & 3rd	2x, no	2 hrs	-
7x	d		Jan 1, 72	6.77	"	"	"		7.99	1¢,					1.1/7x	dura-			
	t		May 1, 72	7.06	9%	"	"		8.38	May						tion			
	g		Nov 1, 72	7.35	"	"	"		8.69	1,72						given			
			Apr 30, 73						2¢										
		Loc.																	
3rd	2		Jul 15, 71	\$6.20	8%	33¢	35¢	-	\$7.38	UF	8/40	2x				2nd & 3rd	2x, no	2 hrs	-
7x	d		Jan 1, 72	6.77	"	"	"		7.99	1¢,					1.1/7x	dura-			
	t		May 1, 72	7.06	9%	"	"		8.38	May						tion			
	g		Nov 1, 72	7.35	"	"	"		8.69	1,72						given			
			Apr 30, 73						2¢										
		Loc.																	
3rd	2		Jul 15, 71	\$6.00	8%	43¢	35¢	-	\$7.26	UF	8/40	2x				2nd & 3rd	2x, no	2 hrs	-
7x	d		Jan 1, 72	6.58	"	"	"		7.89	1¢,					1.1/7x	dura-			
	t		May 1, 72	6.88	9%	"	"		8.28	May						tion			
	g		Nov 1, 72	7.16	"	"	"		8.58	1,72						given			
			Apr 30, 73						2¢										

Table 14 (con'd)

Location and Union	WAGE AND RELATED PAYMENTS FOR REGULARLY SCHEDULED DAYTIME HOURS							SPECIAL FUNDS	STANDARD HOURS	OVERTIME			SH PREM
	Effective Date	Hourly Rate	Vaca- tion	Health and Welfare	Pen- sion	S.U.B.	Total			After Daily Hours	Saturday	Sunday and Holidays	
<u>Lake Erie Region (54) (cont'd.)</u>													
Structural Iron Workers, Loc. 736 (52, 53, 56, 57)													
Norfolk & Oxford Counties													
	Jul 15, 71	\$6.20	8%	33¢	35¢	-	\$7.38	UF	8/40	2x	2x	2x	2nd 8
	Jan 1, 72	6.77	"	"	"		7.99	1¢,					1.1/
	May 1, 72	7.06	9%	"	"		8.38	May					
	Nov 1, 72	7.35	"	"	"		8.69	1,72					
		Apr 30, 73						2¢					
<u>Lake St. Clair Region (55)</u>													
Structural Iron Workers, Loc. 700 (54)													
Entire Region													
	Jul 15, 71	\$6.00	8%	43¢	35¢	-	\$7.26	UF	8/40	2x	2x	2x	2nd 8
	Jan 1, 72	6.58	"	"	"		7.89	1¢,					1.1/
	May 1, 72	6.88	9%	"	"		8.28	May					
	Nov 1, 72	7.16	"	"	"		8.58	1,72					
		Apr 30, 73						2¢					
<u>Midwestern Ontario Region (56)</u>													
Structural Iron Workers, Loc. 736 (52, 53, 54, 57)													
Entire Region													
	Jul 15, 71	\$6.20	8%	33¢	35¢	-	\$7.38	UF	8/40	2x	2x	2x	2nd 8
	Jan 1, 72	6.77	"	"	"		7.99	1¢,					1.1/
	May 1, 72	7.06	9%	"	"		8.38	May					
	Nov 1, 72	7.35	"	"	"		8.69	1,72					
		Apr 30, 73						2¢					
<u>Georgian Bay Region (57)</u>													
Structural Iron Workers, Loc. 721 (51, 52)													
Muskoka District Dufferin & Simcoe Counties													
	Jul 15, 71	\$6.20	8%	33¢	35¢	-	\$7.38	UF	8/40	2x	2x	2x	2nd 8
	Jan 1, 72	6.77	"	"	"		7.99	1¢,					1.1/
	May 1, 72	7.06	9%	"	"		8.38	May					
	Nov 1, 72	7.35	"	"	"		8.69	1,72					
		Apr 30, 73						2¢					

Footnotes to Table 14 on page 120

Table 14 (con'd)

ORNAMENTAL IRON WORKER

SH PREM	Loc	WAGE AND RELATED PAYMENTS FOR REGULARLY SCHEDULED DAYTIME HOURS							SPECIAL FUNDS	STANDARD HOURS	OVERTIME			SHIFT PREMIUMS	WORK BREAKS	REPORTING PAY	
		Effective Date	Hourly Rate	Vaca- tion	Health and Welfare	Pen- sion	S.U.B.	Total			After Daily Hours	Saturday	Sunday and Holidays			General	Inclement Weather
	(cont'd.)																
	ers, Loc.																
2nd & 1.1/	Counties	Jul 15, 71	\$6.20	8%	33¢	35¢	-	\$7.38	UF	8/40	2x	2x	2x	2nd & 3rd 1.1/7x	2x, no dura- tion given	2 hrs	-
		Jan 1, 72	6.77	"	"	"		7.99	1¢,								
		May 1, 72	7.06	9%	"	"		8.38	May								
		Nov 1, 72	7.35	"	"	"		8.69	1,72								
		Apr 30, 73							2¢								
	(55)																
	ers, Loc.																
2nd & 1.1/		Jul 15, 71	\$6.00	8%	43¢	35¢	-	\$7.26	UF	8/40	2x	2x	2x	2nd & 3rd 1.1/7x	2x, no dura- tion given	2 hrs	-
		Jan 1, 72	6.58	"	"	"		7.89	1¢,								
		May 1, 72	6.88	9%	"	"		8.28	May								
		Nov 1, 72	7.16	"	"	"		8.58	1,72								
		Apr 30, 73							2¢								
	on (56)																
	ers, Loc.																
2nd & 1.1/		Jul 15, 71	\$6.20	8%	33¢	35¢	-	\$7.38	UF	8/40	2x	2x	2x	2nd & 3rd 1.1/7x	2x, no dura- tion given	2 hrs	-
		Jan 1, 72	6.77	"	"	"		7.99	1¢,								
		May 1, 72	7.06	9%	"	"		8.38	May								
		Nov 1, 72	7.35	"	"	"		8.69	1,72								
		Apr 30, 73							2¢								
	(7)																
	ers, Loc.																
2nd & 1.1/		Jul 15, 71	\$6.20	8%	33¢	35¢	-	\$7.38	UF	8/40	2x	2x	2x	2nd & 3rd 1.1/7x	2x, no dura- tion given	2 hrs	-
		Jan 1, 72	6.77	"	"	"		7.99	1¢,								
		May 1, 72	7.06	9%	"	"		8.38	May								
		Nov 1, 72	7.35	"	"	"		8.69	1,72								
		Apr 30, 73							2¢								

Table 14 (con'd)

ORNA

Location and Union	WAGE AND RELATED PAYMENTS FOR REGULARLY SCHEDULED DAYTIME HOURS							SPECIAL FUNDS	STANDARD HOURS	OVERTIME			SHIFT PREMIUMS	WORKING HOURS
	Effective Date	Hourly Rate	Vacation	Health and Welfare	Pension	S.U.B.	Total			After Daily Hours	Saturday	Sunday and Holidays		
<u>Georgian Bay Region (57)</u> (cont'd.)														
Structural Iron Workers, Loc. 721 (51, 52)														
Muskoka District	Jul 15, 71	R \$4.60	4%	(1)	-	-	(1)	-	(2) /47½	1½x after weekly hours	1½x	2x	-	
Dufferin & Simcoe Counties	Dec 15, 72	5.00	"											
		Feb 28, 73	"											
Structural Iron Workers, Loc. 736 (52, 53, 54, 56)														
Bruce & Grey Counties	Jul 15, 71	\$6.20	8%	33¢	35¢	-	\$7.38	UF	8/40	2x	2x	2x	2nd & 3rd 1.1/7x	2x, dur tio giv
	Jan 1, 72	6.77	"	"	"		7.99	1¢						
	May 1, 72	7.06	9%	"	"		8.38	May						
	Nov 1, 72	7.35	"	"	"		8.69	1,72						
		Apr 30, 73						2¢						
Structural Iron Workers, Loc. 786 (58)														
Parry Sound District	Jul 15, 71	\$6.20	8%	33¢	35¢	-	\$7.38	UF	8/40	2x	2x	2x	2nd & 3rd 1.1/7x	2x, dur tio giv
	Jan 1, 72	6.77	"	"	"		7.99	1¢						
	May 1, 72	7.06	9%	"	"		8.38	May						
	Nov 1, 72	7.35	"	"	"		8.69	1,72						
		Apr 30, 73						2¢						
<u>Northeastern Ontario Region (58)</u>														
Structural Iron Workers, Loc. 759 (59)														
Cochrane District (north of 49th parallel)	Jun 1, 71	\$5.59	8%	(3) 28¢	10¢	-	\$6.42	UF	8/40	2x	2x	2x	2nd & 3rd 1.1/7x	2 x mi
	Dec 1, 71	5.99	"	"	"		6.85	1¢						
	Jun 1, 72	6.39	"	"	"		7.28							
	Dec 1, 72	6.74	"	"	"		7.66							
		Apr 30, 73												
Structural Iron Workers, Loc. 786 (57)														
Algoma, Manitoulin, Nipissing, Sudbury & Timiskaming Districts	Jul 15, 71	\$6.20	8%	33¢	35¢	-	\$7.38	UF	8/40	2x	2x	2x	2nd & 3rd 1.1/7x	2x, dur tio giv
	Jan 1, 72	6.77	"	"	"		7.99	1¢						
	May 1, 72	7.06	9%	"	"		8.38	May						
	Nov 1, 72	7.35	"	"	"		8.69	1,72						
		Apr 30, 73						2¢						
Cochrane District														
Cochrane, Hearst, Iroquois Falls, Kapuskasing, Smooth Rock Falls & Timmins														

Footnotes to Table 14 on page 120

Table 14 (con'd)

ORNAMENTAL IRON WORKER

WO BRE	WAGE AND RELATED PAYMENTS FOR REGULARLY SCHEDULED DAYTIME HOURS								SPECIAL FUNDS	STANDARD HOURS	OVERTIME			SHIFT PREMIUMS	WORK BREAKS	REPORTING PAY	
	Effective Date	Hourly Rate	Vaca- tion	Health and Welfare	Pen- sion	S.U.B.	Total	After Daily Hours			Saturday	Sunday and Holidays	General			Inclement Weather	
oc.	Jul 15, 71 Dec 15, 72	R \$4.60 5.00 Feb 28, 73	4% " "	(1)	-	-	(1)	-	(2) /47½	1½x after weekly hours	1½x	2x	-	-	-	-	
oc.	Jul 15, 71 Jan 1, 72 May 1, 72 Nov 1, 72	\$6.20 6.77 7.06 7.35 Apr 30, 73	8% " 9% "	33¢ " " "	35¢ " " "	-	\$7.38 7.99 8.38 8.69	UF 1¢, May 1, 72 2¢	8/40	2x	2x	2x	2nd & 3rd 1.1/7x	2x, no dura- tion given	2 hrs	-	
d	Jul 15, 71 Jan 1, 72 May 1, 72 Nov 1, 72	\$6.20 6.77 7.06 7.35 Apr 30, 73	8% " 9% "	33¢ " " "	35¢ " " "	-	\$7.38 7.99 8.38 8.69	UF 1¢, May 1, 72 2¢	8/40	2x	2x	2x	2nd & 3rd 1.1/7x	2x, no dura- tion given	2 hrs	-	
d	Jun 1, 71 Dec 1, 71 Jun 1, 72 Dec 1, 72	\$5.59 5.99 6.39 6.74 Apr 30, 73	8% " " "	28¢ " " "	10¢ " " "	-	\$6.42 6.85 7.28 7.66	UF 1¢	8/40	2x	2x	2x	2nd & 3rd 1.1/7x	2 x 10 mins	2 hrs	-	
u	Jul 15, 71 Jan 1, 72 May 1, 72 Nov 1, 72	\$6.20 6.77 7.06 7.35 Apr 30, 73	8% " 9% "	33¢ " " "	35¢ " " "	-	\$7.38 7.99 8.38 8.69	UF 1¢, May 1, 72 2¢	8/40	2x	2x	2x	2nd & 3rd 1.1/7x	2x, no dura- tion given	2 hrs	-	

Table 14 (con'd)

Location and Union	WAGE AND RELATED PAYMENTS FOR REGULARLY SCHEDULED DAYTIME HOURS							SPECIAL FUNDS	STANDARD HOURS	OVERTIME			SHIFT PREMIUM
	Effective Date	Hourly Rate	Vaca- tion	Health and Welfare	Pen- sion	S.U.B.	Total			After Daily Hours	Saturday	Sunday and Holidays	
Lakehead-Northwestern Ontario Region (59)													
Structural Iron Workers, Loc. 759 (58)													
Entire Region	Jun 1, 71	\$5.59	8 $\frac{1}{2}$	28¢	10¢	-	\$6.42	UF	8/40	2x	2x	2x	2nd & 3rd 1/1/72
	Dec 1, 71	5.99	"	"	"		6.85	1¢					
	Jun 1, 72	6.39	"	"	"		7.28						
	Dec 1, 72	6.74	"	"	"		7.66						
			Apr 30, 73										

Footnotes to Table 14 on page 120

Table 14 (con'd)

ORNAMENTAL IRON WORKER

SHIFT PREMIUM	Location	WAGE AND RELATED PAYMENTS FOR REGULARLY SCHEDULED DAYTIME HOURS							SPECIAL FUNDS	STANDARD HOURS	OVERTIME			SHIFT PREMIUMS	WORK BREAKS	REPORTING PAY	
		Effective Date	Hourly Rate	Vacation	Health and Welfare	Pension	S.U.B.	Total			After Daily Hours	Saturday	Sunday and Holidays			General	Inclement Weather
	Ontario																
	ers, Loc.																
		Jun 1,71	\$5.59	(3)	28¢	10¢	-	\$6.42	UF	8/40	2x	2x	2x	2nd & 3rd 1/1/7x	2 x 10 mins	2 hrs	
		Dec 1,71	5.99	"	"	"		6.85	1¢								
		Jun 1,72	6.39	"	"	"		7.28									
		Dec 1,72	6.74	"	"	"		7.66									
		Apr 30, 73															

Table 14 - Ornamentzi Iron Worker

Footnotes

- (1) - Employer pays 100% of cost of health and welfare. Because the amount the employer pays per hour to health and welfare could not be determined, no totals were calculated.
- (2) - Daily hours not specified.
- (3) - Includes 7% vacation pay and 1% statutory holiday pay.

Table 15

HOURS, WAGES AND RELATED PAYMENTS FOR PAINTERS
UNDER ONTARIO CONSTRUCTION AGREEMENTS, BY LOCATION AND UNION

Location and Union	WAGE AND RELATED PAYMENTS FOR REGULARLY SCHEDULED DAYTIME HOURS							SPECIAL FUNDS	STANDARD HOURS	OVERTIME			SHIFT PREMIUM
	Effective Date	Hourly Rate	Vacation	Health and Welfare	Pension	S.U.B.	Total			After Daily Hours	Saturday	Sunday and Holidays	
<u>Eastern Ontario Region (50)</u>													
Painters, Loc. 114 (51)													
Frontenac, Grenville & Leeds Counties (Grenville also included in Loc. 200's Agt.)	Nov 1,71	(1) \$5.15	8%	30¢	-	-	\$5.86	IF 5¢	8/40	2x	2x	2x	1.1/7
	May 1,72	5.55	9%	"			6.35						
	Nov 1,72	5.85	"	"			6.68						
	Nov 1,71	(2) \$5.40	8%	30¢	-	-	\$6.13						
	May 1,72	5.80	9%	"			6.62						
	Nov 1,72	6.10	"	"			6.95						
	Apr 30,73												
Painters, Loc. 200													
Carleton, Dundas, Glengarry, Grenville, Lanark, Prescott, Renfrew, Russell & Stormont Counties (Grenville also included in Loc. 114's Agt.)	Nov 1,71	(1) \$4.50	7%	-	-	-	\$4.82	-	8/40	1½x 1st 4 hrs, 2x after	2x	2x	25¢
	May 1,72	4.75	"				5.08						
	Nov 1,72	5.00	"				5.35						
	Nov 1,71	(2) \$4.75	7%	-	-	-	\$4.82						
	May 1,72	5.00	"				5.08						
	Nov 1,72	5.25	"				5.35						
	Apr 30,73						5.62						
<u>Lake Ontario Region (51)</u>													
Painters, Loc. 114 (50)													
Hastings, Lennox-Addington & Prince Edward Counties	Nov 1,71	(1) \$5.15	8%	30¢	-	-	\$5.86	IF 5¢	8/40	2x	2x	2x	1.1/7
	May 1,72	5.55	9%	"			6.35						
	Nov 1,72	5.85	"	"			6.68						
	Nov 1,71	(2) \$5.40	8%	30¢	-	-	\$6.13						
	May 1,72	5.80	9%	"			6.62						
	Nov 1,72	6.10	"	"			6.95						
	Apr 30,73												

Table 15

HOURS, WAGES AND RELATED PAYMENTS FOR PAINTERS
UNDER ONTARIO CONSTRUCTION AGREEMENTS, BY LOCATION AND UNION

SHIFT PREMIUM	Location	WAGE AND RELATED PAYMENTS FOR REGULARLY SCHEDULED DAYTIME HOURS							SPECIAL FUNDS	STANDARD HOURS	OVERTIME			SHIFT PREMIUMS	WORK BREAKS	REPORTING PAY	
		Effective Date	Hourly Rate	Vacation	Health and Welfare	Pension	S.U.B.	Total			After Daily Hours	Saturday	Sunday and Holidays			General	Inclement Weather
	(50)																
1.1/7	(51) ville & included Agmt.)	Nov 1,71 May 1,72 Nov 1,72	\$5.15 5.55 5.85	8% 9% "	30¢ " "	- - -	\$5.86 6.35 6.68	IF 5¢	8/40	2x	2x	2x	1.1/7x	2 x 10 mins	2 hrs	2 hrs	
	(2)	Nov 1,71 May 1,72 Nov 1,72 Apr 30,73	\$5.40 5.80 6.10	8% 9% "	30¢ " "	- - -	\$6.13 6.62 6.95										
25¢	(1) s, Glen- e, Lanark, ew, Rus- Counties included Agmt.)	Nov 1,71 May 1,72 Nov 1,72	\$4.50 4.75 5.00	7% " "	- - -	- - -	\$4.82 5.08 5.35	-	8/40	1 1/2x 1st 4 hrs, 2x after	2x	2x	25¢/hr	2 x 10 mins	-	-	
	(2)	Nov 1,71 May 1,72 Nov 1,72 Apr 30,73	\$4.75 5.00 5.25	7% " "	- - -	- - -	\$4.82 5.08 5.35 5.62										
1.1/7	(51) (50) x- nce	Nov 1,71 May 1,72 Nov 1,72	\$5.15 5.55 5.85	8% 9% "	30¢ " "	- - -	\$5.86 6.35 6.68	IF 5¢	8/40	2x	2x	2x	1.1/7x	2 x 10 mins	2 hrs	2 hrs	
	(2)	Nov 1,71 May 1,72 Nov 1,72 Apr 30,73	\$5.40 5.80 6.10	8% 9% "	30¢ " "	- - -	\$6.13 6.62 6.95										

Table 15 (cont'd.)

Location and Union	WAGE AND RELATED PAYMENTS FOR REGULARLY SCHEDULED DAYTIME HOURS							SPECIAL FUNDS	STANDARD HOURS	OVERTIME			SHIFT PREMIUMS	
	Effective Date	Hourly Rate	Vaca- tion	Health and Welfare	Pen- sion	S.U.B.	Total			After Daily Hours	Saturday	Sunday and Holidays		
<u>Lake Ontario Region (51)</u>														
Painters, Loc. 1832 (52)														
Durham, Haliburton, Northumberland, Peter- borough & Victoria Counties	Nov 1,71	(1) \$5.20	9%	30¢	-	-	\$5.97	IF 5¢	8/40	2x	2x	2x	1.1/7x	2
	May 1,72	5.55	"	"			6.35							
	Nov 1,72	5.85	"	"			6.68							
	Nov 1,71	(2) \$5.45	9%	30¢	-	-	\$6.24							
	May 1,72	5.80	"	"			6.62							
	Nov 1,72	6.10	"	"			6.95							
		Apr 30,73												
<u>Central Ontario Region (52)</u>														
Painters, Loc. 46 (57)														
Halton County Acton, Georgetown, Milton & Oakville Ontario County Ajax & Pickering Peel & York Counties	Nov 1,71	(1) \$5.85	9%	25¢	-	-	\$6.63	IF 5¢	8/40	2x	2x	2x	1.1/7x	2
	May 1,72	6.15	"	30¢			7.00							
	Nov 1,72	6.40	"	"			7.28							
	Nov 1,71	(2) \$6.10	9%	25¢	-	-	\$6.80							
	May 1,72	6.40	"	30¢			7.28							
	Nov 1,72	6.65	"	"			7.55							
		Apr 30,73												
Painters, Loc. 205 (53)														
Halton County Burlington	Nov 1,71	(1) CI \$5.70	8%	20¢	-	-	\$6.36	IF 5¢	8/40	2x	2x	2x	1.1/7x	2
	May 1,72	6.00	9%	30¢			6.84							
	Nov 1,72	6.40	"	"			7.28							
	Nov 1,71	(2) CI \$5.95	8%	20¢	-	-	\$6.63							
	May 1,72	6.25	9%	30¢			7.11							
	Nov 1,72	6.65	"	"			7.55							
	Nov 1,71	(1) R \$5.13	8%	20¢	-	-	\$5.74							
	May 1,72	5.40	9%	30¢			6.19							
	Nov 1,72	5.76	"	"			6.58							

Table 15 (cont'd.)

WAGE AND RELATED PAYMENTS FOR REGULARLY SCHEDULED DAYTIME HOURS								SPECIAL FUNDS	STANDARD HOURS	OVERTIME			SHIFT PREMIUMS	WORK BREAKS	PAINTER REPORTING PAY	
Effective Date	Hourly Rate	Vaca- tion	Health and Welfare	Pen- sion	S.U.B.	Total	After Daily Hours			Saturday	Sunday and Holidays	General			Inclement Weather	
		(1)														
Nov 1,71	\$5.20	9%	30¢	-	-	\$5.97	IF 5¢	8/40	2x	2x	2x	1.1/7x	2 x 10 mins	2 hrs	2 hrs	
May 1,72	5.55	"	"			6.35										
Nov 1,72	5.85	"	"			6.68										
		(2)														
Nov 1,71	\$5.45	9%	30¢	-	-	\$6.24										
May 1,72	5.80	"	"			6.62										
Nov 1,72	6.10	"	"			6.95										
	Apr 30,73															
		(1)														
Nov 1,71	\$5.85	9%	25¢	-	-	\$6.63	IF 5¢	8/40	2x	2x	2x	1.1/7x	2 x 10 mins	2 hrs	2 hrs	
May 1,72	6.15	"	30¢			7.00										
Nov 1,72	6.40	"	"			7.28										
		(2)														
Nov 1,71	\$6.10	9%	25¢	-	-	\$6.80										
May 1,72	6.40	"	30¢			7.28										
Nov 1,72	6.65	"	"			7.55										
	Apr 30,73															
		(1)														
Nov 1,71	CI \$5.70	8%	20¢	-	-	\$6.36	IF 5¢	8/40	2x	2x	2x	1.1/7x	2 x 10 mins	2 hrs	2 hrs	
May 1,72	6.00	9%	30¢			6.84										
Nov 1,72	6.40	"	"			7.28										
		(2)														
Nov 1,71	CI \$5.95	8%	20¢	-	-	\$6.63										
May 1,72	6.25	9%	30¢			7.11										
Nov 1,72	6.65	"	"			7.55										
		(1)														
Nov 1,71	R \$5.13	8%	20¢	-	-	\$5.74										
May 1,72	5.40	9%	30¢			6.19										
Nov 1,72	5.76	"	"			6.58										

Table 15 (cont'd.)

Location and Union	WAGE AND RELATED PAYMENTS FOR REGULARLY SCHEDULED DAYTIME HOURS							SPECIAL FUNDS	STANDARD HOURS	OVERTIME			SHIFT PREMIUM
	Effective Date	Hourly Rate	Vaca- tion	Health and Welfare	Pen- sion	S.U.B.	Total			After Daily Hours	Saturday	Sunday and Holidays	
Central Ontario Region (52) (cont'd.)													
Painters, Loc. 205 (53) (cont'd.)													
Halton County	Nov 1,71	R \$5.36	8%	20¢	-	-	\$5.99	IF 5¢	8/40	2x	2x	2x	1.1/
Burlington	May 1,72	5.63	9%	30¢			6.44						
	Nov 1,72	5.99	"	"			6.83						
		Apr 30,73											
Painters, Loc. 1832 (51)													
Ontario County	Nov 1,71	\$5.20	9%	30¢	-	-	\$5.97	IF 5¢	8/40	2x	2x	2x	1.1/
Cannington, Oshawa,	May 1,72	5.55	"	"			6.35						
Port Perry, Uxbridge & Whitby	Nov 1,72	5.85	"	"			6.68						
	Nov 1,71	\$5.45	9%	30¢	-	-	\$6.24						
	May 1,72	5.80	"	"			6.62						
	Nov 1,72	6.10	"	"			6.95						
		Apr 30,73											
Painters, Loc. 1891													
Halton County	Nov 1,71	R \$5.00	8%	25¢	-	-	\$5.65	IF 5¢	8/40	2x	2x	2x	1.1/
Burlington, Georgetown, Milton & Oakville	May 1,72	5.25	"	"			5.92						
Ontario County	Nov 1,72	5.75	"	"			6.46						
Ajax, Oshawa, Pickering & Whitby	Jan 1,73	6.10	"	"			6.84						
Peel & York Counties	Nov 1,71	R \$5.25	8%	25¢	-	-	\$5.92						
	May 1,72	5.50	"	"			6.44						
	Nov 1,72	6.00	"	"			6.73						
	Jan 1,73	6.35	"	"			7.11						
		Apr 30,73											
Niagara Region (53)													
Painters, Loc. 205 (52)													
Haldimand County	Nov 1,71	CI \$5.70	8%	20¢	-	-	\$6.36	IF 5¢	8/40	2x	2x	2x	1.1/
Caledonia, Cayuga & Hagersville	May 1,72	6.00	9%	30¢			6.84						
Lincoln County	Nov 1,72	6.40	"	"			7.28						
Grimsby Kentworth County													

Footnotes to Table 15 on page 130

Table 15 (cont'd.)

Location	WAGE AND RELATED PAYMENTS FOR REGULARLY SCHEDULED DAYTIME HOURS								SPECIAL FUNDS	STANDARD HOURS	OVERTIME			SHIFT PREMIUMS	WORK BREAKS	PAINTER REPORTING PAY	
	Effective Date	Hourly Rate	Vacation	Health and Welfare	Pension	S.U.B.	Total	After Daily Hours			Saturday	Sunday and Holidays	General			Inclement Weather	
(52)																	
(53)		(2)															
	Nov 1,71	R \$5.36	8%	20¢	-	-	\$5.99	IF 5¢	8/40	2x	2x	2x	1.1/7x	2 x 10 mins	2 hrs	2 hrs	
	May 1,72	5.63	9%	30¢			6.44										
	Nov 1,72	5.99	"	"			6.83										
		Apr 30,73															
(51)		(1)															
	Nov 1,71	\$5.20	9%	30¢	-	-	\$5.97	IF 5¢	8/40	2x	2x	2x	1.1/7x	2 x 10 mins	2 hrs	2 hrs	
	May 1,72	5.55	"	"			6.35										
	Nov 1,72	5.85	"	"			6.68										
		(2)															
	Nov 1,71	\$5.45	9%	30¢	-	-	\$6.24										
	May 1,72	5.80	"	"			6.62										
	Nov 1,72	6.10	"	"			6.95										
		Apr 30,73															
		(1)															
	Nov 1,71	R \$5.00	8%	25¢	-	-	\$5.65	IF 5¢	8/40	2x	2x	2x	1.1/7x	10 min periods not given	-	-	
	May 1,72	5.25	"	"			5.92										
	Nov 1,72	5.75	"	"			6.46										
	Jan 1,73	6.10	"	"			6.84										
		(2)															
	Nov 1,71	R \$5.25	8%	25¢	-	-	\$5.92										
	May 1,72	5.50	"	"			6.44										
	Nov 1,72	6.00	"	"			6.73										
	Jan 1,73	6.35	"	"			7.11										
		Apr 30,73															
(52)		(1)															
	Nov 1,71	CI \$5.70	8%	20¢	-	-	\$6.36	IF 5¢	8/40	2x	2x	2x	1.1/7x	2 x 10 mins	2 hrs	2 hrs	
	May 1,72	6.00	9%	30¢			6.84										
	Nov 1,72	6.40	"	"			7.28										

Table 15 (cont'd.)

Location and Union	WAGE AND RELATED PAYMENTS FOR REGULARLY SCHEDULED DAYTIME HOURS							SPECIAL FUNDS	STANDARD HOURS	OVERTIME			SHIFT PREMIUMS
	Effective Date	Hourly Rate	Vaca- tion	Health and Welfare	Pen- sion	S.U.B.	Total			After Daily Hours	Saturday	Sunday and Holidays	
Niagara Region (53) (cont'd.)													
Painters, Loc. 205 (52) (cont'd.)													
Haldimand County	Nov 1,71	CI \$5.95	(2) 8%	20¢	-	-	\$6.63	IF 5¢	8/40	2x	2x	2x	1.1/7x
Caledonia, Cayuga & Hagersville	May 1,72	6.25	9%	30¢	-	-	7.11						
Lincoln County	Nov 1,72	6.65	"	"	-	-	7.55						
Wentworth County (cont'd.)													
Grimby	Nov 1,71	R \$5.13	(1) 8%	20¢	-	-	\$5.74						
	May 1,72	5.40	9%	30¢	-	-	6.19						
	Nov 1,72	5.76	"	"	-	-	6.58						
	Nov 1,71	R \$5.36	(2) 8%	20¢	-	-	\$5.99						
	May 1,72	5.63	9%	30¢	-	-	6.44						
	Nov 1,72	5.99	"	"	-	-	6.83						
		Apr 30,73											
Painters, Loc. 407													
Haldimand County													
Dunville	Nov 1,71	(1) \$4.65	7%	15¢	-	-	\$5.13	-	8/40	1½x 1st 7 hrs, 2x after	-	2x	1.1/8x
Lincoln County	Mar 1,72	4.85	"	25¢	-	-	5.44						
Lincoln, Niagara-on-the-Lake & St. Catharines	Sep 1,72	5.15	8%	"	-	-	5.81						
Welland County													
	Nov 1,71	(2) \$4.85	7%	15¢	-	-	\$5.34						
	Mar 1,72	5.05	"	25¢	-	-	5.65						
	Sep 1,72	5.35	8%	"	-	-	6.03						
		Feb 28,73											
Painters, Loc. 1824 (54, 56, 57)													
Brant County													
	Nov 1,71	(1) \$4.95	8%	30¢	-	-	\$5.65	IF 5¢	8/40	1½x	-	2x	1.1/8x
	May 1,72	5.15	"	"	-	-	5.86						
	Nov 1,72	5.45	"	"	-	-	6.19						
	Nov 1,71	(2) \$5.20	8%	30¢	-	-	\$5.92						
	May 1,72	5.40	"	"	-	-	6.13						
	Nov 1,72	5.70	"	"	-	-	6.46						
		Apr 30,73											

Table 15 (cont'd.)

FT NUMS	WAGE AND RELATED PAYMENTS FOR REGULARLY SCHEDULED DAYTIME HOURS										OVERTIME			SHIFT PREMIUMS	WORK BREAKS	PAINTER REPORTING PAY	
	Effective Date	Hourly Rate	Vaca- tion	Health and Welfare	Pen- sion	S.U.B.	Total	SPECIAL FUNDS	STANDARD HOURS	After Daily Hours	Saturday	Sunday and Holidays	General			Inclement Weather	
/7x	Nov 1,71	CI \$5.95	(2)	8%	20¢	-	-	\$6.63	IF 5¢ 8/40	2x	2x	2x	1.1/7x	2 x 10 mins	2 hrs	2 hrs	
	May 1,72		6.25	9%	30¢	-	-	7.11									
	Nov 1,72		6.65	"	"	-	-	7.55									
	Nov 1,71	R \$5.15	(1)	8%	20¢	-	-	\$5.74									
	May 1,72		5.40	9%	30¢	-	-	6.19									
	Nov 1,72		5.76	"	"	-	-	6.58									
	Nov 1,71	R \$5.36	(2)	8%	20¢	-	-	\$5.99									
	May 1,72		5.63	9%	30¢	-	-	6.44									
	Nov 1,72		5.99	"	"	-	-	6.83									
Apr 30,73																	
/8x	Nov 1,71	\$4.65	(1)	7%	15¢	-	-	\$5.13		1½x 1st 7 hrs, 2x after		2x	1.1/8x	2 x 10 mins			
	Mar 1,72		4.85	"	25¢	-	-	5.44									
	Sep 1,72		5.15	8%	"	-	-	5.81									
	Nov 1,71	\$4.85	(2)	7%	15¢	-	-	\$5.34									
	Mar 1,72		5.05	"	25¢	-	-	5.65									
	Sep 1,72		5.35	8%	"	-	-	6.03									
Feb 28,73																	
/8x	Nov 1,71	\$4.95	(1)	8%	30¢	-	-	\$5.65	IF 5¢ 8/40	1½x		2x	1.1/8x	2 x 10 mins	2 hrs	2 hrs	
	May 1,72		5.15	"	"	-	-	5.86									
	Nov 1,72		5.45	"	"	-	-	6.19									
	Nov 1,71	\$5.20	(2)	8%	30¢	-	-	\$5.92									
	May 1,72		5.40	"	"	-	-	6.13									
	Nov 1,72		5.70	"	"	-	-	6.46									
	Apr 30,73																

Table 15 (cont'd.)

Location and Union	WAGE AND RELATED PAYMENTS FOR REGULARLY SCHEDULED DAYTIME HOURS							SPECIAL FUNDS	STANDARD HOURS	OVERTIME			SHIFT PREMIUM
	Effective Date	Hourly Rate	Vaca- tion	Health and Welfare	Pen- sion	S.U.B.	Total			After Daily Hours	Saturday	Sunday and Holidays	
<u>Lake Erie Region (54)</u>													
Painters, Loc. 1783 (56, 57)													
Elgin, Middlesex & Oxford Counties	(1)												
	Jul 27, 71	\$4.85	7%	15¢	-	-	\$5.34	-	8/40	1½x	-	hol 2x	1.1/8
	Nov 1, 71	5.20	"	"	-	-	5.71						
	May 1, 72	5.50	8%	"	-	-	6.09						
	Nov 1, 72	6.05	"	"	-	-	6.68						
	(2)												
	Jul 27, 71	5.05	7%	15¢	-	-	\$5.55						
	Nov 1, 71	5.40	"	"	-	-	5.93						
May 1, 72	5.70	8%	"	-	-	6.31							
Nov 1, 72	6.25	"	"	-	-	6.90							
Apr 30, 73													
Painters, Loc. 1824 (55, 56, 57)													
Norfolk County	(1)												
	Jul 7, 71	\$4.75	8%	30¢	-	-	\$5.43	IF 5¢	8/40	1½x	-	2x	1.1/8
	Nov 1, 71	4.95	"	"	-	-	5.65						
	May 1, 72	5.15	"	"	-	-	5.86						
	Nov 1, 72	5.45	"	"	-	-	6.19						
	(2)												
	Jul 7, 71	\$5.00	8%	30¢	-	-	\$5.70						
	Nov 1, 71	5.20	"	"	-	-	5.92						
May 1, 72	5.40	"	"	-	-	6.13							
Nov 1, 72	5.70	"	"	-	-	6.46							
Apr 30, 73													
<u>Lake St. Clair Region (55)</u>													
Painters, Loc. 1494													
Essex & Kent Counties	(1)												
	Jul 16, 71	CI \$5.54	8%	30¢	-	-	\$6.28	IF 2¢	8/40	2x	2x	2x	10¢/hr
	Jan 1, 72	5.84	"	"	-	-	6.61						
	Jul 1, 72	6.14	"	"	-	-	6.93						
	(2)												
	Jul 16, 71	CI \$5.79	8%	30¢	-	-	\$6.55						
Jan 1, 72	6.09	"	"	-	-	6.88							
Jul 1, 72	6.39	"	"	-	-	7.20							
Apr 30, 73													
Painters, Loc. 1494													
Essex & Kent Counties	(1)												
	May 1, 71	R \$5.67	8%	30¢	-	-	\$6.42	-	8/40	2x	2x	2x	10¢/hr
	May 1, 72	6.09	"	"	-	-	6.88						
	(2)												
	May 1, 71	R \$5.92	8%	30¢	-	-	\$6.69						
	May 1, 72	6.34	"	"	-	-	7.15						
Apr 30, 73													

Table 15 (cont'd.)

SHIFT PREMIUM	Location	WAGE AND RELATED PAYMENTS FOR REGULARLY SCHEDULED DAYTIME HOURS							SPECIAL FUNDS	STANDARD HOURS	OVERTIME			SHIFT PREMIUMS	WORK BREAKS	REPORTING PAY	
		Effective Date	Hourly Rate	Vacation	Health and Welfare	Pension	S.U.B.	Total			After Daily Hours	Saturday	Sunday and Holidays			General	Inclement Weather
	(56, 57)																
1.1/8	& Oxford		(1)														
		Jul 27,71	\$4.85	7%	15¢	-	-	\$5.34	-	8/40	1 1/2x	-	hol 2x	1.1/7x	2 x 10 mins	2 hrs	2 hrs
		Nov 1,71	5.20	"	"			5.71									
		May 1,72	5.50	8%	"			6.09									
		Nov 1,72	6.05	"	"			6.68									
			(2)														
		Jul 27,71	5.05	7%	15¢	-	-	\$5.55									
		Nov 1,71	5.40	"	"			5.93									
		May 1,72	5.70	8%	"			6.31									
		Nov 1,72	6.25	"	"			6.90									
			Apr 30,73														
	(55, 56,																
1.1/8			(1)														
		Jul 7,71	\$4.75	8%	30¢	-	-	\$5.43	IF 5¢	8/40	1 1/2x	-	2x	1.1/8x	2 x 10 mins	2 hrs	2 hrs
		Nov 1,71	4.95	"	"			5.65									
		May 1,72	5.15	"	"			5.86									
		Nov 1,72	5.45	"	"			6.19									
			(2)														
		Jul 7,71	\$5.00	8%	30¢	-	-	\$5.70									
		Nov 1,71	5.20	"	"			5.92									
		May 1,72	5.40	"	"			6.13									
		Nov 1,72	5.70	"	"			6.46									
			Apr 30,73														
	(55)																
10¢/hr	anties		(1)														
		Jul 16,71	CI \$5.54	8%	30¢	-	-	\$6.28	IF 2¢	8/40	2x	2x	2x	10¢/hr	2 x 10 mins	2 hrs	2 hrs
		Jan 1,72	5.84	"	"			6.61									
		Jul 1,72	6.14	"	"			6.93									
			(2)														
		Jul 16,71	CI \$5.79	8%	30¢	-	-	\$6.55									
		Jan 1,72	6.09	"	"			6.88									
		Jul 1,72	6.39	"	"			7.20									
			Apr 30,73														
10¢/hr	anties		(1)														
		May 1,71	R \$5.67	8%	30¢	-	-	\$6.42	-	8/40	2x	2x	2x	10¢/hr	2 x 10 mins	2 hrs	2 hrs
		May 1,72	6.09	"	"			6.88									
			(2)														
		May 1,71	R \$5.92	8%	30¢	-	-	\$6.69									
		May 1,72	6.34	"	"			7.15									
			Apr 30,73														

Table 15 (cont'd.)

Location and Union	WAGE AND RELATED PAYMENTS FOR REGULARLY SCHEDULED DAYTIME HOURS							SPECIAL FUNDS	STANDARD HOURS	OVERTIME			SHIFT PREMIUMS	WO BR
	Effective Date	Hourly Rate	Vaca- tion	Health and Welfare	Pen- sion	S.U.B.	Total			After Daily Hours	Saturday	Sunday and Holidays		
<u>Lake St. Clair Region (55)</u> (cont'd.)														
Painters, Loc. 1590														
Lambton County														
		(1)												
	Nov 1,71	\$5.47	9%	30¢	-	-	\$6.26	-	8/40	2x	2x	2x	25¢/hr.	2 x
	May 1,72	5.68	"	"			6.49							ma
	Nov 1,72	5.89	"	"			6.71							
	Jan 1,73	6.02	"	"			6.86							
		(2)												
	Nov 1,71	\$5.77	9%	30¢	-	-	\$6.59							
	May 1,72	5.98	"	"			6.82							
	Nov 1,72	6.19	"	"			7.05							
	Jan 1,73	6.32	"	"			7.19							
		Apr 30,73												
<u>Midwestern Ontario Region (56)</u>														
Painters, Loc. 1783 (54, 57)														
Huron & Perth Counties														
		(1)												
	Nov 1,71	\$5.20	7%	15¢	-	-	\$5.71	-	8/40	1½x	-	Hol 2x	1.1/7x	2 x
	May 1,72	5.50	8%	"			6.09							m
	Nov 1,72	6.05	"	"			6.68							
		(2)												
	Nov 1,71	\$5.40	7%	15¢	-	-	\$5.93							
	May 1,72	5.70	8%	"			6.31							
	Nov 1,72	6.25	"	"			6.90							
		Apr 30,73												
Painters, Loc. 1824 (53, 54, 57)														
Waterloo & Wellington Counties														
		(1)												
	Nov 1,71	\$4.95	8%	30¢	-	-	\$5.65	IF 5¢	8/40	1½x	-	2x	1.1/8x	2 x
	May 1,72	5.15	"	"			5.86							m
	Nov 1,72	5.45	"	"			6.19							
		(2)												
	Nov 1,71	\$5.20	8%	30¢	-	-	\$5.92							
	May 1,72	5.40	"	"			6.13							
	Nov 1,72	5.70	"	"			6.46							
		Apr 30,73												

Footnotes to Table 15 on page 130

Table 15 (cont'd.)

WAGE S BRE	WAGE AND RELATED PAYMENTS FOR REGULARLY SCHEDULED DAYTIME HOURS										SPECIAL FUNDS	STANDARD HOURS	OVERTIME			SHIFT PREMIUMS	WORK BREAKS	PAINTER REPORTING PAY	
	Effective Date	Hourly Rate	Vaca- tion	Health and Welfare	Pen- sion	S.U.B.	Total	After Daily Hours	Saturday	Sunday and Holidays			General	Inclement Weather					
2 m	(1)																		
	Nov 1,71	\$5.47	9%	30¢	-	-	\$6.26	-	8/40	2x	2x	2x	25¢/hr.	2 x 10 mins	2 hrs	-			
	May 1,72	5.68	"	"			6.49												
	Nov 1,72	5.89	"	"			6.71												
	Jan 1,73	6.02	"	"			6.86												
	(2)																		
	Nov 1,71	\$5.77	9%	30¢	-	-	\$6.59												
	May 1,72	5.98	"	"			6.82												
Nov 1,72	6.19	"	"			7.05													
Jan 1,73	6.32	"	"			7.19													
	Apr 30,73																		
(56)																			
2 m ies	(1)																		
	Nov 1,71	\$5.20	7%	15¢	-	-	\$5.71	-	8/40	1½x	-	Hol 2x	1.1/7x	2 x 1' mins	2 hrs	2 hrs			
	May 1,72	5.50	8%	"			6.09												
	Nov 1,72	6.05	"	"			6.68												
	(2)																		
	Nov 1,71	\$5.40	7%	15¢	-	-	\$5.93												
	May 1,72	5.70	8%	"			6.31												
	Nov 1,72	6.25	"	"			6.90												
	Apr 30,73																		
(54,																			
2 m on	(1)																		
	Nov 1,71	\$4.95	8%	30¢	-	-	\$5.65	IF 5¢	8/40	1½x	-	2x	1.1/8x	2 x 10' mins	2 hrs	2 hrs			
	May 1,72	5.15	"	"			5.86												
	Nov 1,72	5.45	"	"			6.19												
	(2)																		
	Nov 1,71	\$5.20	8%	30¢	-	-	\$5.92												
	May 1,72	5.40	"	"			6.13												
	Nov 1,72	5.70	"	"			6.46												
	Apr 30,73																		

Table 15 (cont'd.)

Location and Union	WAGE AND RELATED PAYMENTS FOR REGULARLY SCHEDULED DAYTIME HOURS							SPECIAL FUNDS	STANDARD HOURS	OVERTIME			SHIFT PREMIUM
	Effective Date	Hourly Rate	Vaca- tion	Health and Welfare	Pen- sion	S U.B.	Total			After Daily Hours	Saturday	Sunday and Holidays	
<u>Georgian Bay Region (57)</u>													
Painters, Loc. 46 (52)													
Muskoka District	Nov 1,71	\$5.85	9%	25¢	-	-	\$6.63	IF 5¢	8/40	2x	2x	2x	1.1/7x
Simcoe County	May 1,72	6.15	"	30¢			7.00						
	Nov 1,72	6.40	"	"			7.28						
	Nov 1,71	\$6.10	9%	25¢	-	-	\$6.80						
	May 1,72	6.40	"	30¢			7.28						
	Nov 1,72	6.65	"	"			7.55						
		Apr 30,73											
Painters, Loc. 1783 (54, 56)													
Bruce County													
	Nov 1,71	\$5.20	7%	15¢	-	-	\$5.71	-	8/40	1½x	-	Hol 2x	1.1/7x
	May 1,72	5.50	8%	"			6.09						
	Nov 1,72	6.05	"	"			6.68						
	Nov 1,71	\$5.40	7%	15¢	-	-	\$5.93						
	May 1,72	5.70	8%	"			6.31						
	Nov 1,72	6.25	"	"			6.90						
		Apr 30,73											
Painters, Loc. 1824 (53, 54, 56)													
Dufferin & Grey Counties													
	Nov 1,71	\$4.95	8%	30¢	-	-	\$5.65	IF 5¢	8/40	1½x	-	2x	1.1/8x
	May 1,72	5.15	"	"			5.86						
	Nov 1,72	5.45	"	"			6.19						
	Nov 1,71	\$5.20	8%	30¢	-	-	\$5.92						
	May 1,72	5.40	"	"			6.13						
	Nov 1,72	5.70	"	"			6.46						
		Apr 30,73											
Painters, Loc. 1904 (58)													
Parry Sound District													
	Nov 1,71	\$4.90	8%	30¢	-	-	\$5.59	IF 5¢	8/40	1½x	1½x	2x	1.1/8x
	May 1,72	5.15	9%	"			5.91						
	Nov 1,72	5.40	"	"			6.19						
	Nov 1,71	\$5.15	8%	30¢	-	-	\$5.86						
	May 1,72	5.40	9%	"			6.19						
	Nov 1,72	5.65	"	"			6.49						
		Apr 30,73											

Footnotes to Table 15 on page 130

Table 15 (cont'd.)

SHIFT PREMIUM	Location	WAGE AND RELATED PAYMENTS FOR REGULARLY SCHEDULED DAYTIME HOURS							SPECIAL FUNDS	STANDARD HOURS	OVERTIME			SHIFT PREMIUMS	WORK BREAKS	PAINTER REPORTING PAY	
		Effective Date	Hourly Rate	Vacation	Health and Welfare	Pension	S.U.B.	Total			After Daily Hours	Saturday	Sunday and Holidays			General	Inclement Weather
(57)																	
(52)			(1)														
1.1/7x		Nov 1,71	\$5.85	9%	25¢	-	-	\$6.63	IF 5¢	8/40	2x	2x	2x	1.1/7x	2 x 10 mins	2 hrs	2 hrs
		May 1,72	6.15	"	30¢			7.00									
		Nov 1,72	6.40	"	"			7.28									
			(2)														
		Nov 1,71	\$6.10	9%	25¢	-	-	\$6.80									
		May 1,72	6.40	"	30¢			7.28									
		Nov 1,72	6.65	"	"			7.55									
		Apr 30,73															
(54, 56)			(1)														
1.1/7x		Nov 1,71	\$5.20	7%	15¢	-	-	\$5.71	-	8/40	1½x	-	Hol 2x	1.1/7x	2 x 10 mins	2 hrs	2 hrs
		May 1,72	5.50	8%	"			6.09									
		Nov 1,72	6.05	"	"			6.68									
			(2)														
		Nov 1,71	\$5.40	7%	15¢	-	-	\$5.93									
		May 1,72	5.70	8%	"			6.31									
		Nov 1,72	6.25	"	"			6.90									
		Apr 30,73															
(53, 54, 55)			(1)														
1.1/8x	Counties	Nov 1,71	\$4.95	8%	30¢	-	-	\$5.65	IF 5¢	8/40	1½x	-	2x	1.1/8x	2 x 10 mins	2 hrs	2 hrs
		May 1,72	5.15	"	"			5.86									
		Nov 1,72	5.45	"	"			6.19									
			(2)														
		Nov 1,71	\$5.20	8%	30¢	-	-	\$5.92									
		May 1,72	5.40	"	"			6.13									
		Nov 1,72	5.70	"	"			6.46									
		Apr 30,73															
(58)			(1)														
1.1/8x	District	Nov 1,71	\$4.90	8%	30¢	-	-	\$5.59	IF 5¢	8/40	1½x	1½x	2x	1.1/8x	2 x 10 mins	2 hrs	2 hrs
		May 1,72	5.15	9%	"			5.91									
		Nov 1,72	5.40	"	"			6.19									
			(2)														
		Nov 1,71	\$5.15	8%	30¢	-	-	\$5.86									
		May 1,72	5.40	9%	"			6.19									
		Nov 1,72	5.65	"	"			6.49									
		Apr 30,73															

Table 15 (cont'd.)

Location and Union	WAGE AND RELATED PAYMENTS FOR REGULARLY SCHEDULED DAYTIME HOURS							SPECIAL FUNDS	STANDARD HOURS	OVERTIME			SHIFT PREMIUMS
	Effective Date	Hourly Rate	Vaca- tion	Health and Welfare	Pen- sion	S.U.B.	Total			After Daily Hours	Saturday	Sunday and Holidays	
<u>Northeastern Ontario Region(58)</u>													
Painters, Loc. 1671 (59)													
Cochrane District													
	Sep 1,71	(1) \$5.50	8%	15¢	-	-	\$6.09	-	8/40	2x	2x	2x	25¢/hr
	Apr 1,72	5.80	"	"	-	-	6.41						
	Sep 1,72	6.10	"	"	-	-	6.74						
	Sep 1,71	(2) \$5.85	8%	15¢	-	-	\$6.47						
	Apr 1,72	6.15	"	"	-	-	6.79						
	Sep 1,72	6.45	"	"	-	-	7.12						
	Apr 30,73												
Painters, Loc. 1904 (57)													
Manitoulin, Nipissing, Sudbury & Timiskaming Districts													
	Nov 1,71	(1) \$4.90	8%	30¢	-	-	\$5.59	IF 5¢	8/40	1½x	1½x	2x	1.1/8x
	May 1,72	5.15	9%	"	-	-	5.91						
	Nov 1,72	5.40	"	"	-	-	6.19						
	Nov 1,71	(2) \$5.15	8%	30¢	-	-	\$5.86						
	May 1,72	5.40	9%	"	-	-	6.19						
	Nov 1,72	5.65	"	"	-	-	6.49						
	Apr 30,73												
Painters, Loc. 1919													
Algoma District													
	Nov 1,71	(1) CI \$4.85	9%	30¢	-	-	\$5.59	IF 5¢	8/40	1½x	1½x	2x	1.1/7x
	May 1,72	5.10	"	"	-	-	5.86						
	Nov 1,72	5.35	"	"	-	-	6.13						
	Nov 1,71	(2) CI \$5.10	9%	30¢	-	-	\$5.86						
	May 1,72	5.35	"	"	-	-	6.13						
	Nov 1,72	5.60	"	"	-	-	6.40						
	Apr 30,73												
<u>Lakehead-Northwestern Ontario Region (59)</u>													
Painters, Loc. 1671 (58)													
Entire Region													
	Sep 1,71	(1) \$5.50	8%	15¢	-	-	\$6.09	-	8/40	2x	2x	2x	25¢/hr
	Apr 1,72	5.80	"	"	-	-	6.41						
	Sep 1,72	6.10	"	"	-	-	6.74						

Table 15 (cont'd.)

WAGE AND RELATED PAYMENTS FOR REGULARLY SCHEDULED DAYTIME HOURS										OVERTIME			SHIFT PREMIUMS	WORK BREAKS	PAINTER REPORTING PAY	
Effective Date	Hourly Rate	Vaca- tion	Health and Welfare	Pen- sion	S.U.B.	Total	SPECIAL FUNDS	STANDARD HOURS	After Daily Hours	Saturday	Sunday and Holidays	General			Inclement Weather	
(8)																
Sep 1,71	(1) \$5.50	8%	15¢	-	-	\$6.09	-	8/40	2x	2x	2x	25¢/hr	2 x 10 mins	2 hrs	1 hr	
Apr 1,72	5.80	"	"			6.41										
Sep 1,72	6.10	"	"			6.74										
Sep 1,71	(2) \$5.85	8%	15¢	-	-	\$6.47										
Apr 1,72	6.15	"	"			6.79										
Sep 1,72	6.45	"	"			7.12										
Apr 30,73																
Nov 1,71	(1) \$4.90	8%	30¢	-	-	\$5.59	IF 5¢	8/40	1½x	1½x	2x	1.1/8x	2 x 10 mins	2 hrs	2 hrs	
May 1,72	5.15	9%	"			5.91										
Nov 1,72	5.40	"	"			6.19										
Nov 1,71	(2) \$5.15	8%	30¢	-	-	\$5.86										
May 1,72	5.40	9%	"			6.19										
Nov 1,72	5.65	"	"			6.49										
Apr 30,73																
Nov 1,71	(1) CI \$4.85	9%	30¢	-	-	\$5.59	IF 5¢	8/40	1½x	1½x	2x	1.1/7x	2 x 10 mins	2 hrs	2 hrs	
May 1,72	5.10	"	"			5.86										
Nov 1,72	5.35	"	"			6.13										
Nov 1,71	(2) CI \$5.10	9%	30¢	-	-	\$5.86										
May 1,72	5.35	"	"			6.13										
Nov 1,72	5.60	"	"			6.40										
Apr 30,73																
Sep 1,71	(1) \$5.50	8%	15¢	-	-	\$6.09	-	8/40	2x	2x	2x	25¢/hr	2 x 10 mins	2 hrs	1 hr	
Apr 1,72	5.80	"	"			6.41										
Sep 1,72	6.10	"	"			6.74										

Table 15 (cont'd.)

Location and Union	WAGE AND RELATED PAYMENTS FOR REGULARLY SCHEDULED DAYTIME HOURS							SPECIAL FUNDS	STANDARD HOURS	OVERTIME			SHIFT PREMIUM
	Effective Date	Hourly Rate	Vaca- tion	Health and Welfare	Pen- sion	S.U.B.	Total			After Daily Hours	Saturday	Sunday and Holidays	
<u>Lakehead-Northwestern Ontario Region (59) (cont'd.)</u>													
Painters, Loc. 1671 (58) (cont'd.)		(2)											
Entire Region	Sep 1,71	\$5.85	8%	15¢	-	-	\$6.47	-	8/40	2x	2x	2x	15¢/hr
	Apr 1,72	6.15	"	"			6.79						
	Sep 1,72	6.45	"	"			7.12						
	Apr 30,73												

Footnotes to Table 15 on page 130

Table 15 (cont'd.)

SHIFT PREMIUM	Union	WAGE AND RELATED PAYMENTS FOR REGULARLY SCHEDULED DAYTIME HOURS							SPECIAL FUNDS	STANDARD HOURS	OVERTIME			SHIFT PREMIUMS	WORK BREAKS	PAINTER REPORTING PAY	
		Effective Date	Hourly Rate	Vaca-tion	Health and Welfare	Pen-sion	S.U.B.	Total			After Daily Hours	Saturday	Sunday and Holidays			General	Incliment Weather
	Union Ontario																
	1 (58)		(2)														
\$4/hr		Sep 1,71	\$5.85	8%	15¢	-	-	\$6.47	-	8/40	2x	2x	2x	25¢/hr	2 x 10 mins	2 hrs	1 hr
		Apr 1,72	6.15	"	"			6.79									
		Sej 1,72	6.45	"	"			7.12									
		Apr 30,73															

Table 15 - Painter

Footnotes

- (1) - Brush painter
- (2) - Spray painter

Table 16

HOURS, WAGES AND RELATED PAYMENTS FOR PLASTERERS
UNDER ONTARIO CONSTRUCTION AGREEMENTS, BY LOCATION AND UNION

Location and Union	WAGE AND RELATED PAYMENTS FOR REGULARLY SCHEDULED DAYTIME HOURS							SPECIAL FUNDS	STANDARD HOURS	OVERTIME			SHIP PREMIUM
	Effective Date	Hourly Rate	Vaca- tion	Health and Welfare	Pen- sion	S.U.B.	Total			After Daily Hours	Saturday	Sunday and Holidays	
<u>Eastern Ontario Region (50)</u>													
Plasterers, Loc. 124 (51)													
Carleton, Dundas, Glen-	Nov 1,71	\$5.35	8%	15¢	20¢	-	\$6.13	(1) AT	8/40	1½x 1st	2x	2x	1.1/
garry, Grenville, Lanark,	May 1,72	5.55	"	10¢	30¢	-	6.39	\$2/wk		2 hrs,			
Leeds, Prescott, Renfrew,	Nov 1,72	5.75	"	"	"	5¢	6.66	IF 4¢		2x after			
Russell & Stormont	Mar 1,73	6.00	"	"	"	"	6.95	eff					
Counties								May					
(See also southwest part								1/72					
of Grenville & south													
part of Leeds in													
Bricklayers Loc.10's													
Agrt.)	Apr 30,73												
Bricklayers, Loc. 10 (51)													
Grenville County	May 1,72	CI \$6.73	8%	-	-	-	\$7.27	(2) AT	8/40	1½x 1st	2x	2x	2nd
Prescott	Nov 1,72	6.93	"				7.48	\$10		2 hrs,			75¢/h
Leeds County	Feb 1,73	7.08	"				7.65	/wk		2x after			3rd
Brockville & Gananoque								(3)					\$1.00/
Frontenac County								OPC					
(See also Grenville &								5¢					
Leeds in Plasterers													
Loc. 124's Agrt.)													
<u>Lake Ontario Region (51)</u>													
Plasterers, Loc. 124 (50)													
Hastings, Lennox-	Nov 1,71	\$5.35	8%	15¢	20¢	-	\$6.13	(1) AT	8/40	1½x 1st	2x	2x	1.1/
Addington, Northumber-	May 1,72	5.55	"	10¢	30¢	-	6.39	\$2/wk		2 hrs,			
land, Peterborough &	Nov 1,72	5.75	"	"	"	5¢	6.66	IF 4¢		2x after			
Prince Edward Counties	Mar 1,73	6.00	"	"	"	"	6.95	eff					
(See also Hastings, east								May					
part of Northumberland								1/72					
& Prince Edward in													
Bricklayers Loc. 30's													
Agrt., Lennox-Addington													
in Bricklayers Locs.													
10 & 30's Agrts., and													
west part of Northum-													
berland & Peterborough													
in Bricklayers Loc.17's													
Agrt.)	Apr 30,73												

Footnotes to Table 16 on page 139

Table 16

HOURS, WAGES AND RELATED PAYMENTS FOR PLASTERERS
UNDER ONTARIO CONSTRUCTION AGREEMENTS, BY LOCATION AND UNION

SHIFT PREMIUM	Union	WAGE AND RELATED PAYMENTS FOR REGULARLY SCHEDULED DAYTIME HOURS							SPECIAL FUNDS	STANDARD HOURS	OVERTIME			SHIFT PREMIUMS	WORK BREAKS	REPORTING PAY	
		Effective Date	Hourly Rate	Vacation	Health and Welfare	Pension	S.U.B.	Total			After Daily Hours	Saturday	Sunday and Holidays			General	Inclement Weather
	(50)																
	(51)																
1.1/7x	Glen-Lanark, Renfrew, Ont	Nov 1,71 May 1,72 Nov 1,72 Mar 1,73	\$5.35 5.55 5.75 6.00	8% " " "	15¢ 10¢ " "	20¢ 30¢ " "	- - 5¢ "	\$6.13 6.39 6.66 6.93	(1) AT \$2/wk IF 4¢ eff May 1/72	8/40	1½x 1st 2 hrs, 2x after	2x	2x	1.1/7x	2 x 10 mins	1 hr	1 hr
	west part south in c.10's	Apr 30,73															
	(51)																
2nd 75¢/hr 3rd \$1.00/hr	Mananoque	May 1,72 Nov 1,72 Feb 1,73	CI \$6.73 6.93 7.08	8% " "	- - -	- - -	\$7.27 7.48 7.65	(2) AT \$10/wk (3) OPC 5¢	8/40	1½x 1st 2 hrs, 2x after	2x	2x	2nd 75¢/hr, 3rd \$1.00/hr	2 x 10 mins	2 hrs		
	ille & erers (t.)																
	(1)																
	(50)																
1.1/7x	umber-gh & unties ngs, east mberland d in c. 30's Addington Locs. s., and orthum-rborough Loc.17's	Nov 1,71 May 1,72 Nov 1,72 Mar 1,73	\$5.35 5.55 5.75 6.00	8% " " "	15¢ 10¢ " "	20¢ 30¢ " "	- - 5¢ "	\$6.13 6.39 6.66 6.93	(1) AT \$2/wk IF 4¢ eff May 1/72	8/40	1½x 1st 2 hrs, 2x after	2x	2x	1.1/7x	2 x 10 mins	1 hr	1 hr

Table 16 (cont'd.)

Location and Union	WAGE AND RELATED PAYMENTS FOR REGULARLY SCHEDULED DAYTIME HOURS							SPECIAL FUNDS	STANDARD HOURS	OVERTIME			SHIFT PREMIUMS	W BR
	Effective Date	Hourly Rate	Vaca- tion	Health and Welfare	Pen- sion	S.U.B.	Total			After Daily Hours	Saturday	Sunday and Holidays		
Lake Ontario Region (51) (cont'd.)														
Bricklayers, Loc. 10 (50)														
Lennox-Addington County (except southwest corner) (See also Lennox- Addington in Plasterers Loc. 124's Agrt.)	May 1,72	CI \$6.75	8%	-	-	-	\$7.27	(2) AT	8/40	1½x 1st 2 hrs, 2x after	2x	2x	2nd 75¢/hr, 3rd \$1.00/hr	2
	Nov 1,72	6.93	"				7.48	\$10						
	Feb 1,73	7.08	"				7.65	/wk (3)						
		Apr 30,73						OPC 5¢						
Bricklayers, Loc. 17														
Durham County Port Hope Northumberland County Cobourg Haliburton, Peterborough & Victoria Counties (See also Northumberland & Peterborough in Plasterers Loc.124's Agrt.)	May 1,72	CI \$6.00	8%	30¢	-	-	\$6.78	(2) AT	8/40	1½x 1st 2 hrs, 2x after	2x	2x	2nd 75¢/hr, 3rd \$1.00/hr	2
	Nov 1,72	6.20	"	"			7.00	\$10						
	Feb 1,73	6.35	"	"			7.16	/wk (3)						
		Apr 30,73						OPC 5¢						
Bricklayers, Loc. 20 (52)														
Durham County Bowmanville & Newcastle	May 1,72	CI \$6.40	8%	30¢	-	-	\$7.21	(2) AT	8/40	1½x 1st 2 hrs, 2x after	2x	2x	2nd 75¢/hr, 3rd \$1.00/hr	2
	Nov 1,72	6.60	"	"			7.43	\$10						
	Feb 1,73	6.75	"	"			7.59	/wk (3)						
		Apr 30,73						OPC 5¢						
Bricklayers, Loc. 30														
Lennox-Addington County Napanee Northumberland County Brighton, Campbellford & Colborne Hastings & Prince Edward Counties (See also Hastings, Lennox-Addington, Northumberland & Prince Edward in Plasterers Loc. 124's Agrt.)	May 1,72	CI \$6.73	8%	-	-	-	\$7.27	(2) AT	8/40	1½x 1st 2 hrs, 2x after	2x	2x	2nd 75¢/hr, 3rd \$1.00/hr	2
	Nov 1,72	6.93	"				7.48	\$10						
	Feb 1,73	7.08	"				7.65	/wk (3)						
		Apr 30,73						OPC 5¢						

Table 16 (cont'd.)

WAGE AND RELATED PAYMENTS FOR REGULARLY SCHEDULED DAYTIME HOURS										OVERTIME			SHIFT PREMIUMS		WORK BREAKS		PLASTERER REPORTING PAY	
Effective Date	Hourly Rate	Vaca- tion	Health and Welfare	Pen- sion	S.U.B.	Total	SPECIAL FUNDS	STANDARD HOURS	After Daily Hours	Saturday	Sunday and Holidays	General	Inclment Weather					
May 1,72 Nov 1,72 Feb 1,73 Apr 30,73	CI \$6.73 6.93 7.08	8% " "	- " "	- " "	- " "	\$7.27 7.48 7.65	(2) AT \$10 /wk (3) OPC 5¢	8/40	1½x 1st 2 hrs, 2x after	2x	2x	2nd 75¢/hr, 3rd \$1.00/hr	2 x 10 mins 2 hrs	-				
May 1,72 Nov 1,72 Feb 1,73 Apr 30,73	CI \$6.00 6.20 6.35	8% " "	30¢ " "	- " "	- " "	\$6.78 7.00 7.16	(2) AT \$10 /wk (3) OPC 5¢	8/40	1½x 1st 2 hrs, 2x after	2x	2x	2nd 75¢/hr, 3rd \$1.00/hr	2 x 10 mins 2 hrs	-				
May 1,72 Nov 1,72 Feb 1,73 Apr 30,73	CI \$6.40 6.60 6.75	8% " "	30¢ " "	- " "	- " "	\$7.21 7.43 7.59	(2) AT \$10 /wk (3) OPC 5¢	8/40	1½x 1st 2 hrs, 2x after	2x	2x	2nd 75¢/hr, 3rd \$1.00/hr	2 x 10 mins 2 hrs	-				
May 1,72 Nov 1,72 Feb 1,73 Apr 30,73	CI \$6.73 6.93 7.08	8% " "	- " "	- " "	- " "	\$7.27 7.48 7.65	(2) AT \$10 /wk (3) OPC 5¢	8/40	1½x 1st 2 hrs, 2x after	2x	2x	2nd 75¢/hr, 3rd \$1.00/hr	2 x 10 mins 2 hrs	-				

Table 16 (cont'd.)

Location and Union	WAGE AND RELATED PAYMENTS FOR REGULARLY SCHEDULED DAYTIME HOURS							SPECIAL FUNDS	STANDARD HOURS	OVERTIME			SHIFT PREMIUM
	Effective Date	Hourly Rate	Loca- tion	Health and Welfare	Pen- sion	S.U.B.	Total			After Daily Hours	Saturday	Sunday and Holidays	
Central Ontario Region (52)													
Plasterers, Loc. 48													
Halton County	Nov 1,71	CI \$6.20	9%	20¢	20¢	10¢	\$7.26	TF 1¢	(4) /37½	2x	2x	2x	2nd
Acton, Georgetown, Milton & Oakville	May 1,72	6.50	"	"	"	"	7.59	IF 3¢					3rd
(Acton, Georgetown, Milton & Oakville also included in Plasterers Loc. 298's CI Agrt.)	Jul 1,72	6.50	10%	"	"	"	7.65						
Ontario County Ajax & Pickering Peel & York Counties	Nov 1,72	6.80	"	"	"	"	7.98						
		Apr 30,73											
Plasterers, Loc. 117													
Halton County	May 18,72	R \$4.80 open end	6%	8¢	-	8¢	\$5.25	(5) AT \$10 /wk	8/40	1½x to 10 pm, 2x after	2x	2x	-
Acton, Georgetown, Milton & Oakville													
(Acton, Georgetown, Milton & Oakville also included in Plasterers Loc. 298's R Agrt.)													
Ontario County Ajax & Pickering Peel & York Counties													
Plasterers, Loc. 298 (53, 54, 56)													
Halton County	Nov 1,71	CI \$6.38	9%	20¢	-	10¢	\$7.25	(5) AT	(6) /36	2x	2x	2x	1.2/7x
Acton, Burlington, Georgetown, Milton & Oakville	May 1,72	6.68	"	"	"	"	7.58	\$20 /wk					
(Acton, Georgetown, Milton & Oakville also included in Plasterers Loc. 48's Agrt.)	Jul 1,72	6.68	10%	"	"	"	7.65						
	Nov 1,72	7.03	"	"	"	"	8.03						
		Apr 30,73											
Plasterers, Loc. 298 (53, 54, 56)													
Halton County	Nov 1,71	R \$5.90	7%	20¢	-	10¢	\$6.61	-	8/40	2x	2x	2x	-
Acton, Burlington, Georgetown, Milton & Oakville	May 1,72	6.00	"	"	"	"	6.72						
(Acton, Georgetown, Milton & Oakville also included in Plasterers Loc. 117's Agrt.)	Nov 1,72	6.25	"	"	"	"	6.99						
	May 1,73	6.65	"	"	"	"	7.42						
		Oct 31,73											

Footnotes to Table 16 on page 139

Table 16 (cont'd.)

PLASTERER

SHIFT PREMIUM	Location	WAGE AND RELATED PAYMENTS FOR REGULARLY SCHEDULED DAYTIME HOURS							SPECIAL FUNDS	STANDARD HOURS	OVERTIME			SHIFT PREMIUMS	WORK BREAKS	REPORTING PAY	
		Effective Date	Hourly Rate	Loca- tion	Health and Welfare	Pen- sion	S U B.	Total			After Daily Hours	Saturday	Sunday and Holidays			General	Inclement Weather
	(52)	Nov 1,71	CI \$6.20	9%	20¢	20¢	10¢	\$7.26	TF 1¢	(4) /37½	2x	2x	2x	2nd 1½x 3rd 2x	-	-	-
	town,	May 1,72	6.50	"	"	"	"	7.59	IF 3¢								
	ville	Jul 1,72	6.50	10%	"	"	"	7.65									
	town,	Nov 1,72	6.80	"	"	"	"	7.98									
	ville also plasterers (Agrt.)		Apr 30,73														
	ing nties																
	7																
	town,	May 18,72	R \$4.80 open end	6%	8¢	-	8¢	\$5.25	(5) AT \$10 /wk	8/40	1½x to 10 pm, 2x after	2x	2x	-	-	2 hrs	-
	ville																
	town,																
	ville also plasterers (Agrt.)																
	ing nties																
	8 (53, 54,																
	1.2/7x	Nov 1,71	CI \$6.38	9%	20¢	-	10¢	\$7.25	(5) AT	(6) /36	2x	2x	2x	1.2/7x	2 x 10 mins	1 hr	-
	ngton,	May 1,72	6.68	"	"	"	"	7.58	\$20								
	ilton &	Jul 1,72	6.68	10%	"	"	"	7.65	/wk								
	town,	Nov 1,72	7.03	"	"	"	"	8.03									
	ville also plasterers (t.)		Apr 30,73														
	8 (53, 54,																
	ngton,	Nov 1,71	R \$5.90	7%	20¢	-	10¢	\$6.61	-	8/40	2x	2x	2x	-	2 x 10 mins	-	-
	ilton &	May 1,72	6.00	"	"	"	"	6.72									
	town,	Nov 1,72	6.25	"	"	"	"	6.99									
	ville also plasterers (rt.)	May 1,73	6.65	"	"	"	"	7.42									
	town,		Oct 31,73														

Table 16 (cont'd.)

Location and Union	WAGE AND RELATED PAYMENTS FOR REGULARLY SCHEDULED DAYTIME HOURS							SPECIAL FUNDS	STANDARD HOURS	OVERTIME			SHIFT PREMIUMS
	Effective Date	Hourly Rate	Vacation	Health and Welfare	Pension	S.U.B.	Total			After Daily Hours	Saturday	Sunday and Holidays	
<u>Central Ontario Region (52)</u> (cont'd.)													
Bricklayers, Loc. 8 (57)													
Ontario County Beaverton	May 1,72	CI \$6.05	8%	-	-	-	\$6.53	(2) AT	8/40	1½x 1st 2 hrs, 2x after	2x	2x	2nd 75¢/hr, 3rd \$1.00/hr
	Nov 1,72	6.25	"				6.75	\$10					
	Feb 1,73	6.40	"				6.91	/wk					
	Apr 30,73							(3) OPC 5¢					
Bricklayers, Loc. 20 (51)													
Ontario County Cannington, Oshawa, Port Perry, Uxbridge & Whitby	May 1,72	CI \$6.40	8%	30¢	-	-	\$7.21	(2) AT	8/40	1½x 1st 2 hrs, 2x after	2x	2x	2nd 75¢/hr, 3rd \$1.00/hr
	Nov 1,72	6.60	"	"			7.43	\$10					
	Feb 1,73	6.75	"	"			7.59	/wk					
	Apr 30,73							(3) OPC 5¢					
<u>Niagara Region (53)</u>													
Plasterers, Loc. 298 (52, 54, 56)													
Entire Region (See also Haldimand, Lincoln & Welland in Bricklayers Loc.4's Agrt.)	Nov 1,71	CI \$6.38	9%	20¢	-	10¢	\$7.25	(5) AT	(6) /36	2x	2x	2x	1.2/7x
	May 1,72	6.68	"	"		"	7.58	\$20					
	Jul 1,72	6.68	10%	"		"	7.65	/wk					
	Nov 1,72	7.03	"	"		"	8.03						
	Apr 30,73												
Plasterers, Loc. 298 (52, 54, 56)													
Entire Region (See also Haldimand, Lincoln & Welland in Bricklayers Loc.4's Agrt.)	Nov 1,71	R \$5.90	7%	20¢	-	10¢	\$6.61	-	8/40	2x	2x	2x	-
	May 1,72	6.00	"	"		"	6.72						
	Nov 1,72	6.25	"	"		"	6.99						
	May 1,73	6.65	"	"		"	7.42						
	Oct 31,73												
Bricklayers, Loc. 4													
Haldimand County Dunnville	May 1,72	CI \$6.83	8%	37¢	-	-	\$7.75	(2) AT	8/40	1½x 1st 2 hrs 2x after	2x	2x	2nd 75¢/hr, 3rd \$1.00/hr
Lincoln County	Nov 1,72	7.03	"	"			7.96	\$10					
Lincoln, Niagara-on- the-Lake & St. Catharines	Feb 1,73	7.18	"	"			8.12	/wk					
Welland County (See also Haldimand, Lincoln & Welland in Plasterers Loc. 298's Agrt.)	Apr 30,73							(3) OPC 5¢ (7) JF					

Footnotes to Table 16 on page 139

Table 16 (cont'd.)

FT UNITS	WAGE AND RELATED PAYMENTS FOR REGULARLY SCHEDULED DAYTIME HOURS											OVERTIME			SHIFT PREMIUMS		WORK BREAKS		REPORTING PAY	
	Effective Date	Hourly Rate	Vacation	Health and Welfare	Pen- sion	S.U.B.	Total	SPECIAL FUNDS	STANDARD HOURS	After Daily Hours	Saturday	Sunday and Holidays	General	Inclement Weather						
															Shift	Shift	Shift			
nd /hr, rd 0/hr	May 1,72	CI \$6.05	8%	-	-	-	\$6.53	(2) AT	8/40	1½x 1st	2x	2x	2nd	2 x 10	2 hrs	-				
	Nov 1,72	6.25	"				6.75	\$10		2 hrs,			75¢/hr,	mins						
	Feb 1,73	6.40	"				6.91	/wk		2x after			3rd							
	Apr 30,73							(3) OPC 5¢					\$1.00/hr							
nd /hr, rd 0/hr	May 1,72	CI \$6.40	8%	30¢	-	-	\$7.21	(2) AT	8/40	1½x 1st	2x	2x	2nd	2 x 10	2 hrs	-				
	Nov 1,72	6.60	"	"			7.43	\$10		2 hrs,			75¢/hr,	mins						
	Feb 1,73	6.75	"	"			7.59	/wk		2x after			3rd							
	Apr 30,73							(3) OPC 5¢					\$1.00/hr							
7x	Nov 1,71	CI \$6.38	9%	20¢	-	10¢	\$7.25	(5) AT	(6) /36	2x	2x	2x	1.2/7x	2 x 10	1 hr	-				
	May 1,72	6.68	"	"		"	7.58	\$20						mins						
	Jul 1,72	6.68	10%	"		"	7.65	/wk												
	Nov 1,72	7.03	"	"		"	8.03													
	Apr 30,73																			
4's	Nov 1,71	R \$5.90	7%	20¢	-	10¢	\$6.61	-	8/40	2x	2x	2x	-	2 x 10	-	-				
	May 1,72	6.00	"	"		"	6.72							mins						
	Nov 1,72	6.25	"	"		"	6.99													
	May 1,73	6.65	"	"		"	7.42													
	Oct 31,73																			
nd hr, d /hr	May 1,72	CI \$6.83	8%	37¢	-	-	\$7.75	(2) AT	8/40	1½x 1st	2x	2x	2nd	2 x 10	2 hrs	-				
	Nov 1,72	7.03	"	"			7.96	\$10		2 hrs			75¢/hr,	mins						
	Feb 1,73	7.18	"	"			8.12	/wk		2x after			3rd							
	Apr 30,73							(3) OPC 5¢ (7) JF					\$1.00/hr							

Table 16 (cont'd.)

Location and Union	WAGE AND RELATED PAYMENTS FOR REGULARLY SCHEDULED DAYTIME HOURS							SPECIAL FUNDS	STANDARD HOURS	OVERTIME			SHIFT PREMIUM
	Effective Date	Hourly Rate	Vacation	Health and Welfare	Pension	S.U.B.	Total			After Daily Hours	Saturday	Sunday and Holidays	
<u>Niagara Region (53)</u> (cont'd.)													
Bricklayers, Loc. 4													
Haldimand, Lincoln & Welland Counties (See also Haldimand, Lincoln & Welland in Plasterers Loc.298's R. Agrt.)	Jun 15,71	R \$4.50	4%	-	-	-	\$4.68	-	(8) /44	1½x after weekly hours	1½x	2x	-
Apr 30,72													
<u>Lake Erie Region (54)</u>													
Plasterers, Loc. 159 (56, 57)													
Elgin, Middlesex & Oxford Counties	May 1,72	\$6.05	8%	30¢	20¢	10¢	\$7.13	IF (9) \$20	8/40	2x	2x	2x	2nd & 1½x
	Oct 2,72	6.35	"	"	"	"	7.46	UF 5¢					
	Dec 4,72	6.60	"	"	"	"	7.73						
	Apr 30,73												
Plasterers, Loc. 298 (52, 53, 56)													
Norfolk County	Nov 1,71	CI \$6.38	9%	20¢	-	10¢	\$7.25	AT (5) \$20	(6) /36	2x	2x	2x	1.2/7
	May 1,72	6.68	"	"	"	"	7.58						
	Jul 1,72	6.68	10%	"	"	"	7.65	/wk					
	Nov 1,72	7.03	"	"	"	"	8.03						
	Apr 30,73												
Plasterers, Loc. 298 (52, 53, 56)													
Norfolk County	Nov 1,71	R \$5.90	7%	20¢	-	10¢	\$6.61	-	8/40	2x	2x	2x	-
	May 1,72	6.00	"	"	"	"	6.72						
	Nov 1,72	6.25	"	"	"	"	6.99						
	May 1,73	6.65	"	"	"	"	7.42						
	Oct 31,73												
<u>Lake St. Clair Region (55)</u>													
Plasterers, Loc. 345													
Essex & Kent Counties	Oct 1,71	\$6.31	9%	32¢	-	-	\$7.20	IF 3¢	8/40	2x	2x	2x	1.1/7
	Apr 30,72	6.56	"	"	"	"	7.47						
	Oct 1,72	6.81	"	"	"	"	7.74						
	Apr 30,73												

Footnotes to Table 16 on page 139

Table 16 (cont'd.)

PLASTERER

SHIFT PREMIUM	Location	WAGE AND RELATED PAYMENTS FOR REGULARLY SCHEDULED DAYTIME HOURS							SPECIAL FUNDS	STANDARD HOURS	OVERTIME			SHIFT PREMIUMS	WORK BREAKS	REPORTING PAY	
		Effective Date	Hourly Rate	Vacation	Health and Welfare	Pension	S.U.B.	Total			After Daily Hours	Saturday	Sunday and Holidays			General	Inclement Weather
-	In & mand, and in .298's R.	Jun 15, 71	R \$4.50	4%	-	-	-	\$4.68	-	(8) /44	1 1/2x after weekly hours	1 1/2x	2x	-	2 x 10 mins	-	-
(56, 57)	& Oxford	May 1, 72 Oct 2, 72 Dec 4, 72	\$6.05 6.35 6.60	8% " "	30¢ " "	20¢ " "	10¢ " "	7.13 7.46 7.73	(9) IF 5¢	8/40	2x	2x	2x	2nd & 3rd 1 1/2x	10 mins every 2 hrs	2 hrs	-
(52, 53,		Apr 30, 73															
1.2/7		Nov 1, 71 May 1, 72 Jul 1, 72 Nov 1, 72	CI \$6.38 6.68 6.68 7.03	9% " 10% "	20¢ " " "	- " " "	10¢ " " "	\$7.25 7.58 7.65 8.03	(5) AT \$20 /wk	(6) /36	2x	2x	2x	1.2/7x	2 x 10 mins	1 hr	-
(52, 53,		Apr 30, 73															
-		Nov 1, 71 May 1, 72 Nov 1, 72 May 1, 73	R \$5.90 6.00 6.25 6.65	7% " " "	20¢ " " "	- " " "	10¢ " " "	\$6.61 6.72 6.99 7.42	-	8/40	2x	2x	2x	-	2 x 10 mins	-	-
(55)		Oct 31, 73															
1.1/7	anties	Oct 1, 71 Apr 30, 72 Oct 1, 72	\$6.31 6.56 6.81	9% " "	32¢ " "	- " "	- " "	\$7.20 7.47 7.74	IF 3¢	8/40	2x	2x	2x	1.1/7x	2 x 10 mins	2 hrs	2 hrs
		Apr 30, 73															

Table 16 (cont'd.)

Location and Union	WAGE AND RELATED PAYMENTS FOR REGULARLY SCHEDULED DAYTIME HOURS							SPECIAL FUNDS	STANDARD HOURS	OVERTIME			SHIFT PREMIUMS	W BR
	Effective Date	Hourly Rate	Vaca- tion	Health and Welfare	Pen- sion	S.U.B.	Total			After Daily Hours	Saturday	Sunday and Holidays		
<u>Lake St. Clair Region (55)</u> (cont'd.)														
Plasterers, Loc. 915														
Lambton County														
	May 1,71	\$6.03	8%	15¢	-	-	\$6.66	-	8/40	2x	2x	2x	-	2
	May 1,72	6.46	"	"			7.13							m
	May 1,73	6.93	"	"			7.63							
	May 1,74	7.42	"	"			8.16							
		Apr: 30,75												
<u>Midwestern Ontario Region (56)</u>														
Plasterers, Loc.159 (54, 57)														
Huron & Perth Counties														
	May 1,72	\$6.05	8%	30¢	20¢	10¢	\$7.13	(9) IF	8/40	2x	2x	2x	2nd & 3rd	m
	Oct 2,72	6.35	"	"	"	"	7.46	UF 5¢					1½x	ev
	Dec 4,72	6.60	"	"	"	"	7.73							2 h
		Apr 30,73												
Bricklayers Loc. 12's Agrt.)														
Plasterers, Loc.298 (52, 53, 54)														
Wellington County (south- east corner)														
	Nov 1,71	CI \$6.38	9%	20¢	-	10¢	\$7.25	(5) AT	(6) /36	2x	2x	2x	1.2/7x	2
	May 1,72	6.68	"	"		"	7.58	\$20						m
	Jul 1,72	6.68	10%	"		"	7.65	/wk						ch-
	Nov 1,72	7.03	"	"		"	8.03							n
		Apr 30,73												s
(See also Wellington in Bricklayers Loc. 12's Agrt.)														
Plasterers, Loc.298 (52, 53, 54)														
Wellington County (south- east corner)														
	Nov 1,71	R \$5.90	7%	20¢	-	10¢	\$6.61	-	8/40	2x	2x	2x	-	2
	May 1,72	6.00	"	"		"	6.72							m
	Nov 1,72	6.25	"	"		"	6.99							
	May 1,73	6.65	"	"		"	7.42							
		Oct 31,73												

Footnotes to Table 16 on page 139

Table 16 (cont'd.)

MS	W BR	WAGE AND RELATED PAYMENTS FOR REGULARLY SCHEDULED DAYTIME HOURS										OVERTIME			SHIFT PREMIUMS	WORK BREAKS	PLASTERER REPORTING PAY	
		Effective Date	Hourly Rate	Vacation	Health and Welfare	Pension	S.U.B.	Total	SPECIAL FUNDS	STANDARD HOURS	After Daily Hours	Saturday	Sunday and Holidays	General			Inclement Weather	
																		REPORTING PAY
2	m	May 1, 71	\$6.03	8%	15¢	-	-	\$6.66	-	8/40	2x	2x	2x	-	2 x 10 mins	2 hrs	2 hrs	
		May 1, 72	6.46	"	"			7.13										
		May 1, 73	6.93	"	"			7.63										
		May 1, 74	7.42	"	"			8.16										
		Apr 30, 75																
3rd	m	May 1, 72	\$6.05	8%	30¢	20¢	10¢	\$7.13	(9) IF	8/40	2x	2x	2x	2nd & 3rd 1½x	10 mins every 2 hrs	2 hrs	-	
		Oct 2, 72	6.35	"	"	"	"	7.46	UF 5¢									
		Dec 4, 72	6.60	"	"	"	"	7.73										
		Apr 30, 73																
2	m	Nov 1, 71	CI \$6.38	9%	20¢	-	10¢	\$7.25	(5) AT	(6) /36	2x	2x	2x	1.2/7x	2 x 10 mins	1 hr	-	
		May 1, 72	6.68	"	"		"	7.58	\$20/wk									
		Jul 1, 72	6.68	10%	"		"	7.65										
		Nov 1, 72	7.03	"	"		"	8.03										
		Apr 30, 73																
2	m	Nov 1, 71	R \$5.90	7%	20¢	-	10¢	\$6.61	-	8/40	2x	2x	2x	-	2 x 10 mins	-	-	
		May 1, 72	6.00	"	"		"	6.72										
		Nov 1, 72	6.25	"	"		"	6.99										
		May 1, 73	6.65	"	"		"	7.42										
		Oct 31, 73																

Table 16 (cont'd.)

Location and Union	WAGE AND RELATED PAYMENTS FOR REGULARLY SCHEDULED DAYTIME HOURS							SPECIAL FUNDS	STANDARD HOURS	OVERTIME			SHIFT PREMIUM
	Effective Date	Hourly Rate	Vaca- tion	Health and Welfare	Pen- sion	S.U.B.	Total			After Daily Hours	Saturday	Sunday and Holidays	
<u>Midwestern Ontario Region (56)</u> (cont'd.)													
Bricklayers, Loc. 12 (57)													
Huron County	May 1,72	CI \$6.50	7%	-	-	20¢	\$7.16	AT	8/40	1½x 1st	2x	2x	2nd
Wingham	Nov 1,72	6.70	"	"	"	"	7.37	\$10		2 hrs,			75¢/h
Perth County	Feb 1,73	6.79	8%	"	"	"	7.53	/wk		2x after			3rd
Listowel & Milverton (See Huron & Perth in Plasterers Loc. 159's Agrt.)	Apr 30,73							(3) OPC 5¢					\$1.00/
Waterloo County Bridgeport, Elmira, Hespeler, Kitchener, New Hamburg, Preston & Waterloo													
Wellington County (See also southeast cor- ner of Wellington in Plasterers Loc. 298's CI Agrt.)													
<u>Georgian Bay Region (57)</u>													
Plasterers, Loc. 159 (54, 56)													
Bruce County	May 1,72	\$6.05	8%	30¢	20¢	10¢	\$7.13	(9) II	8/40	2x	2x	2x	2nd & 1½x
	Oct 2,72	6.35	"	"	"	"	7.46	UF 5¢					
	Dec 4,72	6.60	"	"	"	"	7.73						
	Apr 30,73												
Bricklayers, Loc. 8 (52)													
Dufferin County (north- east corner)	May 1,72	CI \$6.05	8%	-	-	-	\$6.53	AT	8/40	1½x 1st	2x	2x	2nd
(All Dufferin also inclu- ded in Bricklayers Loc. 12's Agrt.)	Nov 1,72	6.25	"	"	"	"	6.75	\$10		2 hrs,			75¢/h
	Feb 1,73	6.40	"	"	"	"	6.91	/wk		2x after			3rd
Muskoka District Bracebridge, Graven- hurst & Huntsville	Apr 30,73							(3) OPC 5¢					\$1.00/
Simcoe County Alliston, Barrie, Beeton, Bradford, Col- lingwood, Elmvalle, Orillia, Stayner, Tottenham & Wasaga Beach													
Parry Sound District													

Table 16 (cont'd.)

SHIFT PREMIUM	WAGE AND RELATED PAYMENTS FOR REGULARLY SCHEDULED DAYTIME HOURS	PLASTERER REPORTING PAY															
		Effective Date	Hourly Rate	Vacation	Health and Welfare	Pension	S.U.B.	Total	SPECIAL FUNDS	STANDARD HOURS	OVERTIME			SHIFT PREMIUMS	WORK BREAKS	REPORTING PAY	
											After Daily Hours	Saturday	Sunday and Holidays			General	Inclement Weather
on (56)																	
(57)								(2)									
2nd 75¢/hr 3rd \$1.00/hr	erton th oc. 159's	May 1, 72 Nov 1, 72 Feb 1, 73	CI \$6.50 6.70 6.79	7% " 8%	- - -	- - -	20¢ " "	\$7.16 7.37 7.53	AT \$10/wk (3) OPC 5¢	8/40	1½x 1st 2 hrs, 2x aft	2x	2x	2nd 75¢/hr, 3rd \$1.00/hr	2 x 10 mins	2 hrs	-
ira, ener, oston &																	
ust cor- on in 298's																	
(54, 56)								(9)									
2nd & 1½x		May 1, 72 Oct 2, 72 Dec 4, 72	\$6.05 6.35 6.60	8% " "	30¢ " "	20¢ " "	10¢ " "	\$7.13 7.46 7.73	IF 5¢ UF 5¢	8/40	2x	2x	2x	2nd & 3rd 1½x	10 mins every 2 hrs	2 hrs	-
Apr 30, 73																	
(52)								(2)									
2nd 75¢/hr 3rd \$1.00/hr	north- so inclu- ers	May 1, 72 Nov 1, 72 Feb 1, 73	CI \$6.05 6.25 6.40	8% " "	- - -	- - -	- - -	\$6.53 6.75 6.91	AT \$10/wk (3) OPC 5¢	8/40	1½x 1st 2 hrs, 2x after	2x	2x	2nd 75¢/hr, 3rd \$1.00/hr	2 x 10 mins	2 hrs	-
Apr 30, 73																	
aven- lle																	
e, rd, Col- le, r, aga																	
ict																	

Table 16 (cont'd.)

Location and Union	WAGE AND RELATED PAYMENTS FOR REGULARLY SCHEDULED DAYTIME HOURS							SPECIAL FUNDS	STANDARD HOURS	OVERTIME			SHIFT PREMIUMS
	Effective Date	Hourly Rate	Vaca- tion	Health and Welfare	Pen- sion	S.U.B.	Total			After Daily Hours	Saturday	Sunday and Holidays	
<u>Georgian Bay Region (57)</u> (cont'd.)													
Bricklayers, Loc. 12 (56)													
Dufferin County	May 1,72	CI \$6.50	7%	-	-	20¢	\$7.16	AT	8/40	1½x 1st	2x	2x	2nd
(Northeast corner of	Nov 1,72	6.70	"			"	7.37	\$10		2 hrs,			75¢/hr,
Dufferin also included	Feb 1,73	6.79	8%			"	7.53	/wk		2x after			3rd
in Bricklayers Loc.8's		Apr 30,73						(3)					\$1.00/hr
Agmt.)								OPC					
								5¢					
<u>Northeastern Ontario Region (58)</u>													
Plasterers, Loc. 70													
Manitoulin & Sudbury	Nov 1,71	\$6.25	8%	20¢	-	10¢	\$7.05	-	8/40	2x	2x	2x	1.1/7x
Districts	May 1,72	6.35	"	"		"	7.16						
	Nov 1,72	6.60	9%	"		"	7.49						
	May 1,73	6.80	"	"		"	7.71						
		Oct 31,73											
Plasterers, Loc. 162													
Nipissing District (north	Jun 1,72	\$6.45	9%	-	-	-	\$7.03	-	8/40	2x	2x	2x	-
corner)		Dec 31,72											
Cochrane & Timiskaming													
Districts													
(Southwest corner of													
Cochrane also included													
in Plasterers Loc.344's													
Agmt.)													
Plasterers, Loc. 344 (59)													
Algoma District	Nov 1,71	\$5.30	6%	-	-	-	\$5.62	-	8/40	1½x 1st	2x	Sun 2x	-
Sault Ste. Marie	May 1,72	5.60	"				5.94			4 hrs,		Hol 2½x	
Cochrane District (south-	Nov 1,72	5.90	"				6.25			2x after			
west corner)		Apr 30,73											
<u>Lakehead-Northwestern Ontario</u> <u>Region (59)</u>													
Plasterers, Loc. 344 (58)													
Entire Region	Nov 1,71	\$5.30	6%	-	-	-	\$5.62	-	8/40	1½x 1st	2x	Sun 2x	-
	May 1,72	5.60	"				5.94			4 hrs,		Hol 2½x	
	Nov 1,72	5.90	"				6.25			2x after			
		Apr 30,73											

Table 16 (cont'd.)

PLASTERER

WAGE AND RELATED PAYMENTS FOR REGULARLY SCHEDULED DAYTIME HOURS										SPECIAL FUNDS	STANDARD HOURS	OVERTIME			SHIFT PREMIUMS	WORK BREAKS	REPORTING PAY	
Effective Date	Hourly Rate	Vacation	Health and Welfare	Pension	S.U.B.	Total	After Daily Hours	Saturday	Sunday and Holidays			General	Inclement Weather					
May 1,72	CI \$6.50	7%	-	-	20¢	\$7.16	AT	8/40	1½x 1st	2x	2x	2nd	2 x 10	2 hrs	-			
Nov 1,72	6.70	"			"	7.37	\$10		2 hrs,			75¢/hr,	mins					
Feb 1,73	6.79	8%			"	7.53	/wk		2x after			3rd						
Apr 30,73							(3) OPC 5¢					\$1.00/hr						
Nov 1,71	\$6.25	8%	20¢	-	10¢	\$7.05	-	8/40	2x	2x	2x	1.1/7x	2 x 10	-	2 hrs			
May 1,72	6.35	"	"	"	"	7.16							mins					
Nov 1,72	6.60	9%	"	"	"	7.49												
May 1,73	6.80	"	"	"	"	7.71												
Oct 31,73																		
Jun 1,72	\$6.45	9%	-	-	-	\$7.03	-	8/40	2x	2x	2x	-	2 x 10	(12)	-			
Dec 31,72													mins					
Nov 1,71	\$5.30	6%	-	-	-	\$5.62	-	8/40	1½x 1st	2x	Sun 2x	-	-	2 hrs	-			
May 1,72	5.60	"				5.94			4 hrs,		Hol 2½x							
Nov 1,72	5.90	"				6.25			2x after									
Apr 30,73																		
Nov 1,71	\$5.30	6%	-	-	-	\$5.62	-	8/40	1½x 1st	2x	Sun 2x	-	-	2 hrs	-			
May 1,72	5.60	"				5.94			4 hrs,		Hol 2½x							
Nov 1,72	5.90	"				6.25			2x after									
Apr 30,73																		

Table 16 - Plasterer

- (1) - To cover apprenticeship trade expenses.
- (2) - Minimum amount contributed to an apprentice's wages while he is attending trade school.
- (3) - Bricklayers Ontario Provincial Conference Fund - 1 cent of the 5 cents paid to the Fund is allocated to an industry.
- (4) - 8 hours Monday to Thursday, 5½ hours Friday.
- (5) - Paid to an apprentice while he is attending trade school.
- (6) - 8 hours Monday to Thursday, 4 hours Friday.
- (7) - 2 cents paid to Fund by members of the Niagara Construction Association, and 7 cents by non-members.
- (8) - Daily hours not specified.
- (9) - 3 cents paid to Fund by members of the London Contracting Plasterers' Association, and 6 cents by non-members.
- (10) - 2 hours for reporting, 4 hours if work commences, and 8 hours if more than 4 hours are worked.

Table 17

HOURS, WAGES AND RELATED PAYMENTS FOR PLUMBERS AND PIPEFITTERS
UNDER ONTARIO CONSTRUCTION AGREEMENTS, BY LOCATION AND UNION

Location and Union	WAGE AND RELATED PAYMENTS FOR REGULARLY SCHEDULED DAYTIME HOURS							SPECIAL FUNDS	STANDARD HOURS	OVERTIME			SHIFT PREMIUMS	WORKING BRE
	Effective Date	Hourly Rate	Vaca-tion	Health and Welfare	Pen-sion	S.U.B.	Total			After Daily Hours	Saturday	Sunday and Holidays		
Eastern Ontario Region (50)														
Plumbers, Loc. 71														
Grenville County	Nov 1,71	\$6.45	9%	25¢	10¢	-	\$7.38	IF 5¢	8/40	2x	2x	2x	1.1/7x	2 x min
Kemptville	May 1,72	7.00	"	"	20¢	-	8.08	UF 5¢						
Leeds County (north half) (All Leeds included in Loc. 221's Agrt.)	Nov 1,72	7.30	"	28¢	25¢	-	8.49	TF 3¢						
Carleton, Prescott & Russell Counties (All Prescott also included in Loc. 819's Agrt.)		Apr 30,73						Nov 1,72 4¢						
Plumbers, Loc. 221 (51)														
Grenville County	Nov 1,71	CI \$6.31	9%	25¢	10¢	-	\$7.23	TF 3¢	8/40	2x	2x	2x	2nd & 3rd 15% per hr	2 x min
Prescott (west part) (All Prescott included in Loc. 819's Agrt.)	May 1,72	6.76	"	"	"	-	7.72	Eff						
	Nov 1,72	7.26	"	"	15¢	-	8.31	Nov 1,72						
Frontenac & Leeds Counties (North half of Leeds also included in Loc. 71's Agrt.)	Nov 1,71	R \$6.00	9%	25¢	10¢	-	\$6.89							
	May 1,72	6.25	"	"	"	-	7.16							
	Nov 1,72	6.50	"	"	15¢	-	7.49							
		Apr 30,73												
Plumbers, Loc. 560														
Renfrew County	Nov 1,71	\$6.25	8%	15¢	-	-	\$6.90	-	8/40	2x	-	Hols 2x	2nd & 3rd 1.1/7x	16 min ever 2 hr
	May 1,72	6.55	"	20¢	-	-	7.27							
	Nov 1,72	6.85	"	"	-	-	7.67							
		Apr 30,73												
Plumbers, Loc. 819														
Grenville County	Nov 1,71	\$6.20	9%	35¢	-	-	\$7.11	UIF	8/40	2x	2x	2x	2nd 45¢ per hr	2 x min
Cardinal & Prescott (West part of Prescott also included in Loc. 221's Agrt.)	May 1,72	6.50	"	"	-	-	7.44	5¢						
	Nov 1,72	7.00	"	"	-	-	7.98	May 1,72 10¢						
Dundas, Glengarry, Prescott & Stormont Counties (All Prescott also included in Loc. 71's Agrt.)		Apr 30,73												

Footnotes to Table 17 on page 149

Table 17

HOURS, WAGES AND RELATED PAYMENTS FOR PLUMBERS AND PIPEFITTERS
UNDER ONTARIO CONSTRUCTION AGREEMENTS, BY LOCATION AND UNION

WAGE BREA	WAGE AND RELATED PAYMENTS FOR REGULARLY SCHEDULED DAYTIME HOURS										OVERTIME			SHIFT PREMIUMS		WORK BREAKS		REPORTING PAY	
	Effective Date	Hourly Rate	Vaca- tion	Health and Welfare	Pen- sion	S.U.B.	Total	SPECIAL FUNDS	STANDARD HOURS	After Daily Hours	Saturday	Sunday and Holidays			General	Inclement Weather			
2 x min	Nov 1,71	\$6.45	9%	25¢	10¢	-	\$7.38	IF 5¢	8/40	2x	2x	2x	1.1/7x	2 x 10 mins	2 hrs	2 hrs			
	May 1,72	7.00	"	"	20¢		8.08	UF 5¢											
	Nov 1,72	7.30	"	28¢	25¢		8.49	TF 3¢											
	Apr 30,73							Nov 1,72 4¢											
2 x min	Nov 1,71	CI \$6.31	9%	25¢	10¢	-	\$7.23	TF 3¢	8/40	2x	2x	2x	2nd & 3rd 15% per hr	2 x 10 mins	(1)	-			
	May 1,72	6.76	"	"	"		7.72	Eff											
	Nov 1,72	7.26	"	"	15¢		8.31	Nov 1,72											
	Nov 1,71	R \$6.00	9%	25¢	10¢	-	\$6.89												
	May 1,72	6.25	"	"	"		7.16												
	Nov 1,72	6.50	"	"	15¢		7.49												
	Apr 30,73																		
10 min every 2 hr	Nov 1,71	\$6.25	8%	15¢	-	-	\$6.90	-	8/40	2x	-	Hols 2x	2nd & 3rd 1.1/7x	10 mins every 2 hrs	2 hrs	2 hrs			
	May 1,72	6.55	"	20¢			7.27												
	Nov 1,72	6.85	9%	"			7.67												
	Apr 30,73																		
2 x min	Nov 1,71	\$6.20	9%	35¢	-	-	\$7.11	UIF	8/40	2x	2x	2x	2nd 45¢ per hr	2 x 10 mins	4 hrs	4 hrs			
	May 1,72	6.50	"	"			7.44	5¢											
	Nov 1,72	7.00	"	"			7.98	May 1,72 10¢											
	Apr 30,73																		

Table 17 (cont'd.)

Location and Union	WAGE AND RELATED PAYMENTS FOR REGULARLY SCHEDULED DAYTIME HOURS							SPECIAL FUNDS	STANDARD HOURS	OVERTIME			SHIFT PREMIUM
	Effective Date	Hourly Rate	Vaca- tion	Health and Welfare	Pen- sion	S.U.B.	Total			After Daily Hours	Saturday	Sunday and Holidays	
<u>Lake Ontario Region (51)</u>													
Plumbers, Loc. 221 (50)													
Lennox-Addington County													
	Nov 1,71	CI \$6.31	9%	25¢	10¢	-	\$7.23	TF 3¢	8/40	2x	2x	2x	2nd & 15% per h
	May 1,72	6.76	"	"	"		7.72	Eff					
	Nov 1,72	7.26	"	"	15¢		8.31	Nov 1,72					
	Nov 1,71	R \$6.00	9%	25¢	10¢	-	\$6.89						
	May 1,72	6.25	"	"	"		7.16						
	Nov 1,72	6.50	"	"	15¢		7.49						
		Apr 30,73											
Plumbers, Loc. 320													
Hastings County													
	Nov 1,71	\$6.15	9%	20¢	-	-	\$6.90	-	8/40	2x	2x	2x	2nd & 1.1/7
	May 1,72	6.45	"	"			7.23						
	Nov 1,72	6.70	"	"			7.50						
		Apr 30,73											
Northumberland County Brighton (West part of Brighton also included in Loc. 386's Agrt.) Prince Edward County													
Plumbers, Loc. 386													
Durham County													
	Jun 1,71	\$6.50	8%	30¢	-	-	\$7.32	IF 3¢	8/40	2x	2x	2x	2nd 1.1/7
	May 1,72	7.00	10%	"			7.86						1.1/3
		Apr 30,73											
Northumberland County Brighton (west part), Cobourg & Colborne (All Brighton also included in Loc.320's Agrt.)													
Plumbers, Loc. 463 (52)													
Durham County													
	May 3,71	\$6.80	9%	25¢	20¢	10¢	\$7.96	IF 3¢	(2) /37½	2x	2x	2x	1½x
	May 1,72	7.49	"	35¢	30¢	15¢	8.96	UF 3¢ TF 1¢					
		May 1,73											
Bowmanville & Newcastle (Newcastle also included in Loc. 386's Agrt.)													
Plumbers, Loc. 813													
Peterborough & Victoria Counties													
	Nov 1,71	\$6.50	9%	29¢	-	-	\$7.38	IF 3¢	8/40	2x	2x	2x	2nd 1.1/7
	May 1,72	7.00	"	34¢			7.97	TF 1¢	Nov 1,72				1.1/3
	Nov 1,72	7.30	"	"			8.30		7½/ 37½				1.1/3
		Apr 30,73											

Footnotes to Table 17 on page 149

Table 17 (cont'd.)

PLUMBER AND PIPEFITTER

SHIFT PREMIUM	Location	WAGE AND RELATED PAYMENTS FOR REGULARLY SCHEDULED DAYTIME HOURS								SPECIAL FUNDS	STANDARD HOURS	OVERTIME			SHIFT PREMIUMS	WORK BREAKS	REPORTING PAY	
		Effective Date	Hourly Rate	Vacation	Health and Welfare	Pension	S.U.B.	Total	After Daily Hours			Saturday	Sunday and Holidays	General			Inclement Weather	
(1)																		
2nd & 15% per hr	County	Nov 1,71 May 1,72 Nov 1,72	CI \$6.31 6.76 7.26	9% " "	25¢ " "	10¢ " 15¢	- - -	\$7.23 7.72 8.31	TF 3¢ Eff Nov 1,72	8/40	2x	2x	2x	2nd & 3rd 15% per hr	2 x 10 mins	(1)	-	
		Nov 1,71 May 1,72 Nov 1,72	R \$6.00 6.25 6.50	9% " "	25¢ " "	10¢ " 15¢	- - -	\$6.89 7.16 7.49										
			Apr 30,73															
2nd & 1.1/7	Peronto, bc, ng, l County	Nov 1,71 May 1,72 Nov 1,72	\$6.15 6.45 6.70	9% " "	20¢ " "	- - -	\$6.90 7.23 7.50	-	8/40	2x	2x	2x	2nd & 3rd 1.1/7x	2 x 15 mins	2 hrs	2 hrs		
	righton in C.) nty																	
2nd & 1.1/7 3rd 1.1/3	rt Hope included Agrt.) unty part), rme lso c.320's	Jun 1,71 May 1,72	\$6.50 7.00	8% 10%	30¢ "	- -	\$7.32 7.86	IF 3¢	8/40	2x	2x	2x	2nd 1.1/7x, 3rd 1.1/3x	2 x 15 mins	4 hrs	-		
1 1/2	Newcastle included Agrt.)	May 3,71 May 1,72	\$6.80 7.49	9% "	25¢ 35¢	20¢ 30¢	10¢ 15¢	\$7.96 8.96	IF 3¢ UF 3¢ TF 1¢	(2) 8/37 1/2	2x	2x	2x	1 1/2x	2 x 15 mins. Fri 1 x 30 mins	2 hrs	-	
2nd & 1.1/7 3rd 1.1/3	Victoria	Nov 1,71 May 1,72 Nov 1,72	\$6.50 7.00 7.30	9% " "	29¢ 34¢ "	- - -	\$7.38 7.97 8.30	IF 3¢ TF 1¢	8/40 Nov 1,72 7 1/2/37 1/2	2x	2x	2x	2nd 1.1/7x, 3rd 1.1/3x	2x, no duration given	2 hrs	-		

Table 17 (cont'd.)

PLUMBI

Location and Union	WAGE AND RELATED PAYMENTS FOR REGULARLY SCHEDULED DAYTIME HOURS							SPECIAL FUNDS	STANDARD HOURS	OVERTIME			SHIFT PREMIUMS
	Effective Date	Hourly Rate	Vacation	Health and Welfare	Pension	S.U.B.	Total			After Daily Hours	Saturday	Sunday and Holidays	
<u>Central Ontario Region (52)</u>													
Plumbers, Loc. 46 (57)													
Halton County	May 3,71	CI \$6.81	9%	18¢	30¢	10¢	\$8.00	UIF	7½	2x	2x	2x	2nd
Oakville (east part)	May 1,72	7.49	"	24¢	50¢	"	9.00	4¢	/37½				1.1/7x, 3rd 1.2/7x
(All Oakville also included in Loc. 67's Agrt.)	Apr 30,73							TF 1¢					
Ontario County													
Ajax, Pickering & Uxbridge													
(East part of Ajax & Uxbridge also included in Loc. 463's Agrt.)													
Peel & York Counties													
Plumbers, Loc. 46 (57)													
Halton County	Nov 1,71	R \$6.25	7%	18¢	20¢	5¢	\$7.12	UIF	8½	1½x	1½x	2x	-
Oakville (east part)	May 1,72	6.75	"	24¢	25¢	10¢	7.81	4¢	/42½				
Ontario County	Nov 1,72	7.49	8%	"	55¢	"	8.78	TF 1¢					
Ajax, Pickering & Uxbridge	Mar 1,73	7.49	9%	"	50¢	"	9.00						
Peel & York Counties	Apr 30,73												
Plumbers, Loc. 67 (53)													
Halton County	Jun 28,71	\$7.23	10%	15¢	-	10¢	\$8.20	UIF	(3)	2x	2x	2x	1st
Burlington, Milton & Oakville	Jan 1,72	7.23	"	"	25¢	"	8.45	5¢	/36				1.1/15x, 2nd 1.1/5x, 3rd 1.1/3x; Fri 2nd 1½x, 3rd 1½x
(East part of Oakville also included in Loc. 46's Agrt.)	May 1,72	7.85	"	30¢	"	"	9.29						
Apr 30,73													
Plumbers, Loc. 463 (51)													
Ontario County	May 3,71	\$6.80	9%	25¢	20¢	10¢	\$7.96	IF 3¢	/37½	2x	2x	2x	1½x
Ajax (east part), Cannington, Oshawa, Port Perry, Uxbridge & Whitby	May 1,72	7.49	"	35¢	30¢	15¢	8.96	UF 3¢					
(All Ajax & Uxbridge also included in Loc. 46's Agrt.)	May 1,73							TF 1¢					

Footnotes to Table 17 on page 149

Table 17 (cont'd.)

PLUMBER AND PIPEFITTER

WAGE AND RELATED PAYMENTS FOR REGULARLY SCHEDULED DAYTIME HOURS										OVERTIME			SHIFT PREMIUMS	WORK BREAKS	REPORTING PAY	
Effective Date	Hourly Rate	Vaca-tion	Health and Welfare	Pen-sion	S.U.B.	Total	SPECIAL FUNDS	STANDARD HOURS	After Daily Hours	Saturday	Sunday and Holidays	General			Inclement Weather	
May 3, 71 May 1, 72 Apr 30, 73	CI 7.49 30.73	9% " "	18¢ 24¢	30¢ 50¢	10¢ "	\$8.00 9.00	UIF 4¢ TF 1¢	7½ /37½	2x	2x	2x	2nd 1.1/7x, 3rd 1.2/7x	2 x 15 mins	4 hrs	-	
Nov 1, 71 May 1, 72 Nov 1, 72 Mar 1, 73 Apr 30, 73	R \$6.25 6.75 7.49 7.49 30.73	7% " 8% 9% "	18¢ 24¢	20¢ 25¢ 35¢ 50¢	5¢ 10¢ "	\$7.12 7.81 8.78 9.00	UIF 4¢ TF 1¢	8½ /42½	1½x	1½x	2x	-	2 x 15 mins	4 hrs	-	
Jun 28, 71 Jan 1, 72 May 1, 72 Apr 30, 73	\$7.23 7.23 7.85 30.73	10% " "	15¢ "	- 25¢ "	10¢ "	\$8.20 8.45 9.29	UIF 5¢	(3) /36	2x	2x	2x	1st 1.1/15x, 2nd 1.1/5x, 3rd 1.1/3x; Fri 2nd 1½x, 3rd 1½x	2 x 10 mins	-	2 hrs	
May 3, 71 May 1, 72 May 1, 73	\$6.80 7.49 1.73	9% "	25¢ 35¢	20¢ 30¢	10¢ 15¢	\$7.96 8.96	IF 3¢ UF 3¢ TF 1¢	(2) /37½	2x	2x	2x	1½x	2 x 15 mins; Fri 1 x 30 mins	2 hrs	-	

Table 17 (cont'd.)

Location and Union	WAGE AND RELATED PAYMENTS FOR REGULARLY SCHEDULED DAYTIME HOURS							SPECIAL FUNDS	STANDARD HOURS	OVERTIME			SHIFT PREMIUM
	Effective Date	Hourly Rate	Vaca- tion	Health and Welfare	Pen- sion	S.U.B.	Total			After Daily Hours	Saturday	Sunday and Holidays	
<u>Central Ontario Region (52)</u> (cont'd.)													
Plumbers, Loc. 527 (54, 56, 57) Halton County Acton & Georgetown	Nov 1,71	CI \$6.46	9%	25¢	20¢	-	\$7.49	IF 3¢	8/40	2x	2x	2x	2nd & 15% per h
	May 1,72	6.92	"	"	"		7.99	UF 3¢					
	Nov 1,72	7.30	"	"	25¢		8.44	TF 3¢					
	Apr 30,73												
Plumbers, Loc. 599 (57) Ontario County Beaverton	Jun 17,71	CIR \$6.00	7%	-	-	-	\$6.42	UIF	8/40	CI 2x	2x	2x	2nd 1.1/7 3rd 1.1/3
	Apr 30,72	6.25	8%	-	-	-	6.75	2¢		R (4)			
	Jul 31,72	6.60	9%	20¢			7.39						
	Nov 30,72	7.16	"	"			8.00						
	Apr 30,73												
<u>Niagara Region (53)</u>													
Plumbers, Loc. 67 (52) Haldimand County Caledonia (east part), Cayuga & Hagersville (east part) Wentworth County	Jun 28,71	\$7.23	10%	15¢	-	10¢	\$8.20	UIF	(3) /36	2x	2x	2x	1st 1.1/1 2nd 1.1/5 3rd 1.1/3 Fri 2nd 1½ 3rd 1½
	Jan 1,72	7.23	"	"	25¢	"	8.45	5¢					
	May 1,72	7.85	"	"	"	"	9.29						
	Apr 30,73												
Plumbers, Loc. 666 Haldimand County Dunnville Lincoln & Welland Counties	Nov 1,71	CIR \$6.60	9%	30¢	-	-	\$7.49	IF 3¢	8/40	CI 2x	2x	2x	2nd 1.1/7 3rd 1.2/7
	May 1,72	7.15	"	"			8.09	May	Nov	R 1½x			
	Nov 1,72	7.61	"	"			8.59	1,72	1,72	to mid- night,			
	Apr 30,73							5¢	7½ /37½	2x after			
Plumbers, Loc. 674 (54) Haldimand County Caledonia (west part) & Hagersville (west part) Brant County	Nov 1,71	\$6.25	9%	30¢	15¢	-	\$7.25	IF 3¢	(3) /36	2x	2x	2x	2nd 1.1/7 3rd 1.1/3
	May 1,72	6.75	"	"	"		7.81						
	Nov 1,72	7.30	"	"	"		8.41						
	Apr 30,73												

Table 17 (cont'd.)

SHIP PREMIUM	Union	WAGE AND RELATED PAYMENTS FOR REGULARLY SCHEDULED DAYTIME HOURS								SPECIAL FUNDS	STANDARD HOURS	OVERTIME			SHIFT PREMIUMS	WORK BREAKS	REPORTING PAY	
		Effective Date	Hourly Rate	Vacation	Health and Welfare	Pension	S.U.B.	Total	After Daily Hours			Saturday	Sunday and Holidays	General			Inclement Weather	
	(52)																	
2nd & 15¢ per hr	etown	Nov 1,71 May 1,72 Nov 1,72	CI \$6.46 6.92 7.30	9% " "	25¢ " "	20¢ " 23¢	- " "	\$7.49 7.99 8.44	IF 3¢ UF 3¢ TF 3¢	8/40	2x	2x	2x	2nd & 3rd 15% per hr	10 mins every 2 hrs	2 hrs	2 hrs	
	(54, 56, 57)																	
2nd 1.1/7 3rd 1.1/5		Jun 17,71 Apr 30,72 Jul 31,72 Nov 30,72	CIR \$6.00 6.25 6.60 7.16	7% 8% 9% "	- - 20¢ "	- - - "	\$6.42 6.75 7.39 8.00	UIF 2¢	8/40	CI 2x R (4)	2x	2x	2x	2nd 1.1/7x, 3rd 1.1/3x	2 x 10 mins	2 hrs	2 hrs	
	(2)																	
1st 1.1/1 2nd 1.1/5 3rd 1.1/3 Fri 2nd 1 1/2 3rd 1 1/2	st part), sville	Jun 28,71 Jan 1,72 May 1,72	\$7.23 7.23 7.85	10% " "	15¢ " "	- 25¢ "	10¢ " "	\$8.20 8.45 9.29	UIF 5¢	(3) /36	2x	2x	2x	1st 1.1/15x, 2nd 1.1/5x, 3rd 1.1/5x; Fri 2nd 1 1/2x, 3rd 1 1/2x	2 x 10 mins	-	2 hrs	
2nd 1.1/7 3rd 1.2/7	ad	Nov 1,71 May 1,72 Nov 1,72	CIR \$6.60 7.15 7.61	9% " "	30¢ " "	- - -	\$7.49 8.09 8.59	IF 3¢ May 1,72 5¢	8/40 Nov 1,72 7 1/2 /37 1/2	CI 2x R 1 1/2x to mid- night, 2x after	2x	2x	2x	2nd 1.1/7x, 3rd 1.2/7x	2 x 10 mins	2 hrs	-	
	(4)																	
2nd 1.1/7 3rd 1.1/5	st part) (west	Nov 1,71 May 1,72 Nov 1,72	\$6.25 6.75 7.30	9% " "	30¢ " "	15¢ " "	- 7.81 8.41	IF 3¢	(3) /36	2x	2x	2x	2nd 1.1/7x, 3rd 1.1/3x	2 x 10 mins	-	4 hrs		

Table 17 (cont'd.)

PLUMBERS

Location and Union	WAGE AND RELATED PAYMENTS FOR REGULARLY SCHEDULED DAYTIME HOURS							SPECIAL FUNDS	STANDARD HOURS	OVERTIME			SHIFT PREMIUMS
	Effective Date	Hourly Rate	Vacation	Health and Welfare	Pension	S.U.B.	Total			After Daily Hours	Saturday	Sunday and Holidays	
<u>Lake Erie Region (54)</u>													
Plumbers, Loc. 527 (52, 56, 57)													
Oxford County (northeast corner)	Nov 1, 71	CI \$6.46	9%	25¢	20¢	-	\$7.49	IF 3¢	8/40	2x	2x	2x	2nd & 3rd
	May 1, 72	6.92	"	"	"		7.99	UF 3¢					15¢
(All Oxford also included in Loc. 593's Agrt.)	Nov 1, 72	7.30	"	"	23¢		8.44	TF 3¢					per hr
	Apr 30, 73												
Plumbers, Loc. 593 (56)													
Elgin, Middlesex & Oxford Counties	Nov 1, 71	\$6.49	9%	34¢	25¢	5¢	\$7.71	IF 7¢	8/40	2x	2x	2x	2nd & 3rd
(Northeast Oxford also included in Loc. 527's Agrt. and southeast Oxford also included in loc. 674's Agrt.)	May 1, 72	7.49	"	"	"	"	8.80	TF 1¢					1 1/2x
	Apr 30, 73												
Plumbers, Loc. 674 (53)													
Norfolk County	Nov 1, 71	\$6.25	9%	30¢	15¢	-	\$7.25	IF 3¢	(3)/36	2x	2x	2x	2nd
Oxford County	May 1, 72	6.75	"	"	"		7.81						1.1/7x,
Norwich (east part) & Tillsonburg (east part)	Nov 1, 72	7.30	"	"	"		8.41						3rd
(All Oxford also included in Loc. 593's Agrt.)	Apr 30, 73												1.1/3x
<u>Lake St. Clair Region (55)</u>													
Plumbers, Loc. 552													
Essex & Kent Counties	Nov 1, 71	\$6.85	8%	38¢	32¢	-	\$8.10	IF 8¢	8/40	2x	2x	2x	-
	May 1, 72	7.18	10%	"	"		8.60	TF 4¢					
	Aug 1, 72	7.37	"	"	"		8.81						
	Apr 30, 73												
Plumbers, Loc. 663													
Lambton County	May 1, 72	\$7.05	9%	25¢	25¢	-	\$8.13	IF 2¢	8/40	2x	2x	2x	2nd
	May 1, 73	7.57	"	"	"		8.75	TF 1¢					1.1/7x,
	May 1, 74	8.13	"	"	"		9.36						3rd
	Apr 30, 75												1.1/3x

Footnotes to Table 17 on page 149

Table 17 (cont'd.)

		WAGE AND RELATED PAYMENTS FOR REGULARLY SCHEDULED DAYTIME HOURS										OVERTIME			SHIFT PREMIUMS		WORK BREAKS		REPORTING PAY	
		Effective Date	Hourly Rate	Vacation	Health and Welfare	Pension	S.U.B.	Total	SPECIAL FUNDS	STANDARD HOURS	After Daily Hours	Saturday	Sunday and Holidays			General	Inclement Weather			
57)		Nov 1, 71	CI \$6.46	9%	25¢	20¢	-	\$7.49	IF 3¢	8/40	2x	-2x-	2x	2nd & 3rd 15% per hr	10 mins every 2 hrs	2 hrs	2 hrs			
		May 1, 72	6.92	"	"	"		7.99	UF 3¢											
		Nov 1, 72	7.30	"	"	23¢		8.44	TF 3¢											
			Apr 30, 73																	
		Nov 1, 71	\$6.49	9%	34¢	25¢	5¢	\$7.71	IF 7¢	8/40	2x	2x	2x	2nd & 3rd 1x	10 mins every 2 hrs	2 hrs	2 hrs			
		May 1, 72	7.49	"	"	"	"	8.80	TF 1¢											
			Apr 30, 73																	
		Nov 1, 71	\$6.25	9%	30¢	15¢	-	\$7.25	IF 3¢	(3)/36	2x	2x	2x	2nd 1.1/7x, 3rd 1.1/3x	2 x 10 mins	-	4 hrs			
		May 1, 72	6.75	"	"	"		7.81												
		Nov 1, 72	7.30	"	"	"		8.41												
			Apr 30, 73																	
		Nov 1, 71	\$6.85	8%	38¢	32¢	-	\$8.10	IF 8¢	8/40	2x	2x	2x	-	10 mins every 2 hrs	2 hrs	-			
		May 1, 72	7.18	10%	"	"		8.60	TF 4¢											
		Aug 1, 72	7.37	"	"	"		8.81												
			Apr 30, 73																	
		May 1, 72	\$7.05	9%	25¢	25¢	-	\$8.18	IF 2¢	8/40	2x	2x	2x	2nd 1.1/7x, 3rd 1.1/3x	10 mins every 2 hrs	2 hrs	-			
		May 1, 73	7.57	"	"	"		8.75	TF 1¢											
		May 1, 74	8.13	"	"	"		9.36												
			Apr 30, 75																	

Table 17 (cont'd.)

Location and Union	WAGE AND RELATED PAYMENTS FOR REGULARLY SCHEDULED DAYTIME HOURS							SPECIAL FUNDS	STANDARD HOURS	OVERTIME			SHIFT PREMIUM
	Effective Date	Hourly Rate	Vaca- tion	Health and Welfare	Pen- sion	S.U.B.	Total			After Daily Hours	Saturday	Sunday and Holidays	
<u>Midwestern Ontario Region (56)</u>													
Plumbers, Loc. 527 (52, 54, 57)													
Huron County	Nov 1,71	CI \$6.46	9%	25¢	20¢	-	\$7.49	IF 3¢	8/40	2x	2x	2x	2nd & 3rd 15% per hr
Wingham	May 1,72	6.92	"	"	"		7.99	UF 3¢					
(All Huron also included in Loc.593's Agrt.)	Nov 1,72	7.30	"	"	23¢		8.44	TF 3¢					
Perth County		Apr 30,73											
Listowel													
All Perth also included in Loc.593's Agrt.)													
Waterloo & Wellington Counties													
Plumbers, Loc. 593 (54)													
Huron & Perth Counties	Nov 1,71	\$6.49	9%	34¢	25¢	5¢	\$7.71	IF 7¢	8/40	2x	2x	2x	2nd & 3rd 15% per hr
(North parts of Huron and Perth also included in Loc.527's Agrt.)	May 1,72	7.49	"	"	"	"	8.80	TF 1¢					
		Apr 30,73											
<u>Georgian Bay Region (57)</u>													
Plumbers, Loc. 46 (52)													
Dufferin County	May 3,71	CI \$6.81	9%	18¢	30¢	10¢	\$8.00	UIF 4¢	7½ /37½	2x	2x	2x	2nd 1.1/7x 3rd 1.2/7x
	May 1,72	7.49	"	24¢	50¢	"	9.00	TF 1¢					
		Apr 30,73											
Plumbers, Loc. 46 (52)													
Dufferin County	Nov 1,71	R \$6.25	7%	18¢	20¢	5¢	\$7.12	UIF 4¢	8½ /42½	1½x	1½x	2x	-
	May 1,72	6.75	"	24¢	25¢	10¢	7.81	TF 1¢					
	Nov 1,72	7.49	8%	"	35¢	"	8.78		Nov 1,72				
	Mar 1,73	7.49	9%	"	50¢	"	9.00		8/40				
		Apr 30,73											
Plumbers, Loc. 527 (52, 54, 56)													
Bruce & Grey Counties	Nov 1,71	CI \$6.46	9%	25¢	20¢	-	\$7.49	IF 3¢	8/40	2x	2x	2x	2nd & 3rd 15% per hr
	May 1,72	6.92	"	"	"		7.99	UF 3¢					
	Nov 1,72	7.30	"	"	23¢		8.44	TF 3¢					
		Apr 30,73											

Footnotes to Table 17 on page 149

Table 17 (cont'd.)

PLUMBER AND PIPEFITTER

Union	WAGE AND RELATED PAYMENTS FOR REGULARLY SCHEDULED DAYTIME HOURS								SPECIAL FUNDS	STANDARD HOURS	OVERTIME			SHIFT PREMIUMS	WORK BREAKS	REPORTING PAY	
	Effective Date	Hourly Rate	Vacation	Health and Welfare	Pension	S.U.B.	Total	After Daily Hours			Saturday	Sunday and Holidays	General			Inclement Weather	
Union (56) 2, 54, includ- s Agrt.)	Nov 1,71 May 1,72 Nov 1,72	CI 6.46 6.92 7.30 Apr 30,73	9% " "	25¢ " "	20¢ " 23¢	-	\$7.49 7.99 8.44	IF 3¢ UF 3¢ TF 3¢	8/40	2x	2x	2x	2nd & 3rd 15% per hr	10 mins every 2 hrs	2 hrs	2 hrs	
includ- s Agrt.) ngton	Nov 1,71 May 1,72	\$6.49 7.49 Apr 30,73	9% "	34¢ "	25¢ "	5¢ "	\$7.71 8.80	IF 7¢ TF 1¢	8/40	2x	2x	2x	2nd & 3rd 1½x	10 mins every 2 hrs	2 hrs	2 hrs	
nties uron includ- s Agrt.)	May 3,71 May 1,72	CI 6.81 7.49 Apr 30,73	9% "	18¢ 24¢	30¢ 50¢	10¢ "	\$8.00 9.00	UIF 4¢ TF 1¢	7½ /37½	2x	2x	2x	2nd 1.1/7x, 3rd 1.2/7x	2 x 15 mins	4 hrs	-	
	Nov 1,71 May 1,72 Nov 1,72 Mar 1,73	R 6.25 6.75 7.49 7.49 Apr 30,73	7% " 8% 9%	18¢ 24¢ " "	20¢ 25¢ 35¢ 50¢	5¢ 10¢ " "	\$7.12 7.81 8.78 9.00	UIF 4¢ TF 1¢	8½ /42½ Nov 1,72 8/40	1½x	1½x	2x	-	2 x 15 mins	4 hrs	-	
2, 54, nties	Nov 1,71 May 1,72 Nov 1,72	CI 6.46 6.92 7.30 Apr 30,73	9% " "	25¢ " "	20¢ " 23¢	-	\$7.49 7.99 8.44	IF 3¢ UF 3¢ TF 3¢	8/40	2x	2x	2x	2nd & 3rd 15% per hr	10 mins every 2 hrs	2 hrs	2 hrs	

Table 17 (cont'd.)

PLUMBER

Location and Union	WAGE AND RELATED PAYMENTS FOR REGULARLY SCHEDULED DAYTIME HOURS							SPECIAL FUNDS	STANDARD HOURS	OVERTIME			SHIFT PREMIUMS	WORKING BRE
	Effective Date	Hourly Rate	Vacation	Health and Welfare	Pension	S.U.B.	Total			After Daily Hours	Saturday	Sunday and Holidays		
<u>Georgian Bay Region (57)</u> (cont'd.)														
Plumbers, Loc. 599 (52)														
Parry Sound District	Jun 17,71	CIR \$6.00	7%	-	-	-	\$6.42	UIF	8/40	CI 2x	2x	2x	2nd	2 x
Parry Sound	Apr 30,72	6.25	8%	-	-	-	6.75	2¢		(4)			1.1/7x,	mi
Muskoka District & Simcoe County	Jul 31,72	6.60	9%	20¢			7.39			R			3rd	
	Nov 30,72	7.16	"	"			8.00						1.1/3x	
	Apr 30,73													
Plumbers, Loc. 800 (58)														
Parry Sound District	Nov 1,71	\$6.75	9%	31¢	(5)	-	\$7.67	IF 4¢	8/40	2x	2x	2x	2nd	2 x
Powassan	May 1,72	7.25	"	"	"		8.21						1 1/4x,	mi
	Nov 1,72	7.80	"	"	"		8.81						3rd	
	Apr 30,73												1 1/2x	
<u>Northeastern Ontario Region (58)</u>														
Plumbers, Loc. 508 (59)														
Algoma District	Oct 1,71	\$6.45	8%	20¢	(5)	-	\$7.17	-	8/40	-	2x	2x	2nd	2 x
Blind River, Sault	May 1,72	6.65	"	"	"		7.38						1.1/7x,	mi
Ste. Marie & Thessalon	Oct 1,72	6.85	"	"	"		7.60						3rd	
(Blind River also included in Loc. 800's Agt.)	Feb 1,73	7.05	"	"	"		7.81						1.1/3x	
(See also Christian Labour Assn's. Agt.)	May 31,73													
Plumbers, Loc. 628 (59)														
Cochrane District	Oct 1,71	\$6.25	8%	20¢	-	-	\$6.95	-	8/40	2x	2x	2x	2nd	2 x
Hearst & Kapuskasing	Apr 1,72	6.65	"	"			7.38						1.1/7x,	mi
(Kapuskasing also included in Loc.800's Agt.)	Oct 1,72	7.00	"	"			7.76						3rd	
	Apr 30,73												1.1/3x	

Table 17 (cont'd.)

PLUMBERS AND PIPEFITTERS

PLUMBERS AND PIPEFITTERS	WAGE AND RELATED PAYMENTS FOR REGULARLY SCHEDULED DAYTIME HOURS	WAGE AND RELATED PAYMENTS FOR REGULARLY SCHEDULED DAYTIME HOURS										OVERTIME			SHIFT PREMIUMS	WORK BREAKS	REPORTING PAY	
		Effective Date	Hourly Rate	Vacation	Health and Welfare	Pension	S.U.B.	Total	SPECIAL FUNDS	STANDARD HOURS	After Daily Hours	Saturday	Sunday and Holidays	General			Inclement Weather	
2 x mi	Jun 17, 71 Apr 30, 72 Jul 31, 72 Nov 30, 72 Apr 30, 73	CIR \$6.00 6.25 6.60 7.16	7% 8% 9% "	- - 20¢ "	- - - -	- - - -	\$6.42 6.75 7.39 8.00	UIF 2¢	8/40	CI 2x (4) R	2x	2x	2nd 1.1/7x, 3rd 1.1/3x	2 x 10 mins	2 hrs	2 hrs		
2 x mi	Nov 1, 71 May 1, 72 Nov 1, 72 Apr 30, 73	\$6.75 7.25 7.80	9% " "	31¢ " "	(5) " "	- - -	\$7.67 8.21 8.81	IF 4¢	8/40	2x	2x	2x	2nd 1½x, 3rd 1½x	2 x 10 mins	4 hrs	2 hrs		
2 x mi	Oct 1, 71 May 1, 72 Oct 1, 72 Feb 1, 73 May 31, 73	\$6.45 6.65 6.85 7.05	8% " " "	20¢ " " "	(5) " " "	- - - -	\$7.17 7.38 7.60 7.81	-	8/40	-	2x	2x	2nd 1.1/7x, 3rd 1.1/3x	2 x 10 mins	2 hrs	-		
2 x mi	Oct 1, 71 Apr 1, 72 Oct 1, 72 Apr 30, 73	\$6.25 6.65 7.00	8% " "	20¢ " "	- - -	- - -	\$6.95 7.38 7.76	-	8/40	2x	2x	2x	2nd 1.1/7x, 3rd 1.1/3x	2 x 10 mins	2 hrs	-		

Table 17 (cont'd.)

Location and Union	WAGE AND RELATED PAYMENTS FOR REGULARLY SCHEDULED DAYTIME HOURS							SPECIAL FUNDS	STANDARD HOURS	OVERTIME			SHIFT PREMIUM
	Effective Date	Hourly Rate	Vaca- tion	Health and Welfare	Pen- sion	S.U.B.	Total			After Daily Hours	Saturday	Sunday and Holidays	
<u>Northeastern Ontario Region (58)</u> (cont'd.)													
Plumbers, Loc. 800 (57)													
Algoma District	Nov 1,71	\$6.75	9%	31¢	(5)	-	\$7.67	IF 4¢	8/40	2x	2x	2x	2nd
Blind River	May 1,72	7.25	"	"	"		8.21						1½x
(Blind River also included in Loc.508's Agrt.) (See also Christian Labour Assn's. Agrt.)	Nov 1,72	7.80	"	"	"		8.81						3rd
		Apr 30,73											1½x
Cochrane District Cochrane, Iroquois Falls, Kapuskasing, Smooth Rock Falls & Timmins (Kapuskasing also included in Loc.628's Agrt.)													
Manitoulin District Little Current													
Nipissing District Mattawa, North Bay & Sturgeon Falls													
Sudbury & Timiskaming Districts													
Christian Labour Association (59)													
Algoma District	Oct 1,71	\$6.65	8%	-	-	-	\$7.18	-	8/40	2x	2x	2x	2nd
Blind River, Sault Ste. Marie & Thessalon	May 1,72	6.85	"				7.40						1.1/7
(See also Plumbers Locs. 508's & 800's Agrts.)	Oct 1,72	7.05	"				7.61						3rd
	Feb 1,73	7.25	"				7.83						1.1/3
		Apr 30,73											
<u>Lakehead-Northwestern Ontario Region (59)</u>													
Plumbers, Loc. 508 (58)													
Thunder Bay District (southeast corner)	Oct 1,71	\$6.45	8%	20¢	(5)	-	\$7.17	-	8/40	-	2x	2x	2nd
(All Thunder Bay also included in Loc.628's Agrt.) (See also Christian Labour Assn's. Agrt.)	May 1,72	6.65	"	"	"		7.38						1.1/7
	Oct 1,72	6.85	"	"	"		7.60						3rd
	Feb 1,73	7.05	"	"	"		7.81						1.1/3
		May 31,73											

Table 17 (cont'd.)

PLUMBER AND PIPEFITTER

SHIFT PREMIUM	Region	WAGE AND RELATED PAYMENTS FOR REGULARLY SCHEDULED DAYTIME HOURS							SPECIAL FUNDS	STANDARD HOURS	OVERTIME			SHIFT PREMIUMS	WORK BREAKS	REPORTING PAY	
		Effective Date	Hourly Rate	Vacation	Health and Welfare	Pension	S.U.B.	Total			After Daily Hours	Saturday	Sunday and Holidays			General	Inclement Weather
	Region (58)																
2nd 1 1/2x, 3rd 1 1/2x	(57) to inclu- s Agrt.) lian Agrt.) ois sing, ls & to inclu- s Agrt.) ct t Bay & ming ciation	Nov 1,71 May 1,72 Nov 1,72 Apr 30,73	\$6.75 7.25 7.80 30,73	9% " " "	31¢ " " "	(5) " " "	- 8.21 8.81	\$7.67 8.21 8.81	IF 4¢ 8/40	2x 2x 2x	2x 2x 2x	2x 2x 2x	2nd 1 1/2x, 3rd 1 1/2x	2 x 10 mins	4 hrs	2 hrs	
2nd 1.1/7 3rd 1.1/5	ult Ste. on ers Locs. Agrts.)	Oct 1,71 May 1,72 Oct 1,72 Feb 1,73 Apr 30,73	\$6.65 6.85 7.05 7.25 30,73	8% " " "	- - - -	- - - -	\$7.18 7.40 7.61 7.83	- 8/40	2x 2x 2x	2x 2x 2x	2x 2x 2x	2nd 1.1/7x, 3rd 1.1/3x	2 x 10 mins	2 hrs	-		
	ntario																
2nd 1.1/7 3rd 1.1/5	8) ict also t.628's ian Agrt.)	Oct 1,71 May 1,72 Oct 1,72 Feb 1,73 May 31,73	\$6.45 6.65 6.85 7.05 31,73	8% " " "	20¢ " " "	(5) " " "	\$7.17 7.38 7.60 7.81	- 8/40	- 2x 2x	2x 2x 2x	2x 2x 2x	2nd 1.1/7x, 3rd 1.1/3x	2 x 10 mins	2 hrs	-		

Table 17 (cont'd.)

Location and Union	WAGE AND RELATED PAYMENTS FOR REGULARLY SCHEDULED DAYTIME HOURS							SPECIAL FUNDS	STANDARD HOURS	OVERTIME			SHIFT PREMIUMS	WO BR
	Effective Date	Hourly Rate	Vaca- tion	Health and Welfare	Pen- sion	S.U.B.	Total			After Daily Hours	Saturday	Sunday and Holidays		
<u>Lakehead-Northwestern Ontario Region (59) (cont'd.)</u>														
Plumbers, Loc. 628 (58)														
Entire Region	Oct 1,71	\$6.25	8%	20¢	-	-	\$6.95	-	8/40	2x	2x	2x	2nd	2
(Southeast corner of Thunder Bay District	Apr 1,72	6.65	"	"	-	-	7.38	-					1.1/7x,	m
also included in Loc. 508's Agt.)	Oct 1,72	7.00	"	"	-	-	7.76	-					3rd	t
(See also Christian Labour Assn's. Agt.)	Apr 30,73												1.1/3x)
Christian Labour Association (58)														
Thunder Bay District (southeast corner)	Oct 1,71	\$6.65	8%	-	-	-	\$7.18	-	8/40	2x	2x	2x	2nd	2
(See also Plumbers Locs. 508's & 628's Agrts.)	May 1,72	6.85	"	-	-	-	7.40	-					1.1/7x,	m
	Oct 1,72	7.05	"	-	-	-	7.61	-					3rd	oc
	Feb 1,73	7.25	"	-	-	-	7.83	-					1.1/3x)
	Apr 30,73													

Table 17 (cont'd.)

PLUMBER AND PIPEFITTER

AS	W BR	WAGE AND RELATED PAYMENTS FOR REGULARLY SCHEDULED DAYTIME HOURS							SPECIAL FUNDS	STANDARD HOURS	OVERTIME			SHIFT PREMIUMS	WGRK BREAKS	REPORTING PAY	
		Effective Date	Hourly Rate	Vaca- tion	Health and Welfare	Pen- sion	S U B.	Total			After Daily Hours	Saturday	Sunday and Holidays			General	Inclement Weather
		Oct 1,71	\$6.25	8%	20¢	-	-	\$6.95	-	8/40	2x	2x	2x	2nd 1.1/7x, 3rd 1.1/3x	2 x 10 mins	2 hrs	-
		Apr 1,72	6.65	"	"	-	-	7.38									
		Oct 1,72	7.00	"	"	-	-	7.76									
		Apr 30,73															
		Oct 1,71	\$6.65	8%	-	-	-	\$7.18	-	8/40	2x	2x	2x	2nd 1.1/7x, 3rd 1.1/3x	2 x 10 mins	2 hrs	-
		May 1,72	6.85	"	-	-	-	7.40									
		Oct 1,72	7.05	"	-	-	-	7.61									
		Feb 1,73	7.25	"	-	-	-	7.85									
		Apr 30,73															

Table 17 - Plumber and Pipefitter

Footnotes

- (1) - 2 hours for reporting, 4 hours if work commences.
- (2) - 8 hours Monday to Thursday, 5½ hours Friday.
- (3) - 8 hours Monday to Thursday, 4 hours Friday.
- (4) - Time and one-half on residential construction up to \$100,000 in price, double time over \$100,000.
- (5) - Included in health and welfare payments.

Table 18

HOURS, WAGES AND RELATED PAYMENTS FOR REFRIGERATION MECHANICS UNDER ONTARIO CONSTRUCTION AGREEMENTS, BY LOCATION AND UNION

R.I.F.R.

Location and Union	WAGE AND RELATED PAYMENTS FOR REGULARLY SCHEDULED DAYTIME HOURS							SPECIAL FUNDS	STANDARD HOURS	OVERTIME			SHIFT PREMIUMS	W.B.F.	
	Effective Date	Hourly Rate	Vacation	Health and Welfare	Pension	S.U.B.	Total			After Daily Hours	Saturday	Sunday and Holidays			
<u>Eastern Ontario Region (50)</u>															
Plumbers, Loc. 787 (51, 52, 53, 54, 55, 56, 57, 58, 59)															
Entire Region															
	Nov 1,71	CI	\$6.09	9%	20¢	25¢	-	\$7.09	TF 1¢	7½	2x	2x	2x	2nd & 3rd	2x
	May 1,72		6.63	"	"	"		7.68	IF 3¢	37½				1.2/15x	du
	Nov 1,72		7.27	"	"	"		8.37	UF 1¢						ti
		Apr 30,73							May 1/72						gi
									2¢						
<u>Lake Ontario Region (51)</u>															
Plumbers, Loc. 787 (50, 52, 53, 54, 55, 56, 57, 58, 59)															
Durham County															
	Nov 1,71	CI	\$6.64	9%	20¢	25¢	-	\$7.69	TF 1¢	7½	2x	2x	2x	2nd & 3rd	2x
	May 1,72		7.18	"	"	"		8.28	IF 3¢	37½				1.2/15x	du
	Nov 1,72		7.83	"	"	"		8.98	UF 1¢						ti
		Apr 30,73							May 1/72						gi
									2¢						
Bowmanville															
Victoria County (south west part)															
	Nov 1,71	CI	\$6.09	9%	20¢	25¢	-	\$7.09	TF 1¢	7½	2x	2x	2x	2nd & 3rd	2x
	May 1,72		6.63	"	"	"		7.68	IF 3¢	37½				1.2/15x	du
	Nov 1,72		7.27	"	"	"		8.37	UF 1¢						ti
		Apr 30,73							May 1/72						gi
									2¢						
Durham County															
Port Hope & Newcastle															
Victoria County															
Bobcaygeon, Fenelon Falls & Lindsay															
Haliburton, Hastings, Lennox-Addington, Northumberland & Prince Edward Counties															
<u>Central Ontario Region (52)</u>															
Plumbers, Loc. 787 (50, 51, 53, 54, 55, 56, 57, 58, 59)															
Halton & Peel Counties															
	Nov 1,71		\$6.64	9%	20¢	25¢	-	\$7.69	TF 1¢	7½	2x	2x	2x	2nd & 3rd	2x
	May 1,72		7.18	"	"	"		8.28	IF 3¢	37½				1.2/15x	du
	Nov 1,72		7.83	"	"	"		8.98	UF 1¢						ti
		Apr 30,73							May 1/72						gi
									2¢						
Ontario County															
Ajax, Oshawa, Pickering, Port Perry, Uxbridge & Whitby															
York County (except Sutton)															

Table 18

HOURS, WAGES AND RELATED PAYMENTS FOR REFRIGERATION MECHANICS
UNDER ONTARIO CONSTRUCTION AGREEMENTS, BY LOCATION AND UNION

REFRIGERATION MECHANIC

MS	W	WAGE AND RELATED PAYMENTS										SHIFT PREMIUMS	WORK BREAKS	REPORTING PAY				
		REGULARLY SCHEDULED DAYTIME HOURS												OVERTIME			General	Inclement Weather
		Effective Date	Hourly Rate	Vaca-tion	Health and Welfare	Pen-sion	S.U.B.	Total	SPECIAL FUNDS	STANDARD HOURS	After Daily Hours			Saturday	Sunday and Holidays			
rd	2x	Nov 1,71	CI \$6.09	9%	20¢	25¢	-	\$7.09	TF 1¢	7½	2x	2x	2x	2nd & 3rd	2x, no duration given	4 hrs	-	
		May 1,72	6.63	"	"	"	7.68	IF 3¢	37½					1.2/15x				
		Nov 1,72	7.27	"	"	"	8.37	UF 1¢										
		Apr 30,73						May 1/72										
								2¢										
rd	2x	Nov 1,71	CI \$6.64	9%	20¢	25¢	-	\$7.69	TF 1¢	7½	2x	2x	2x	2nd & 3rd	2x, no duration given	4 hrs	-	
		May 1,72	7.18	"	"	"	8.28	IF 3¢	37½					1.2/15x				
		Nov 1,72	7.83	"	"	"	8.98	UF 1¢										
		Apr 30,73						May 1/72										
								2¢										
rd	2x	Nov 1,71	CI \$6.09	9%	20¢	25¢	-	\$7.09	TF 1¢	7½	2x	2x	2x	2nd & 3rd	2x, no duration given	4 hrs	-	
		May 1,72	6.63	"	"	"	7.68	IF 3¢	37½					1.2/15x				
		Nov 1,72	7.27	"	"	"	8.37	UF 1¢										
		Apr 30,73						May 1/72										
								2¢										
rd	2x	Nov 1,71	\$6.64	9%	20¢	25¢	-	\$7.69	TF 1¢	7½	2x	2x	2x	2nd & 3rd	2x, no duration given	4 hrs	-	
		May 1,72	7.18	"	"	"	8.28	IF 3¢	37½					1.2/15x				
		Nov 1,72	7.83	"	"	"	8.98	UF 1¢										
		Apr 30,73						May 1/72										
								2¢										

Table 18 (cont'd.)

Location and Union	WAGE AND RELATED PAYMENTS FOR REGULARLY SCHEDULED DAYTIME HOURS							SPECIAL FUNDS	STANDARD HOURS	OVERTIME			SHIFT PREMIUM
	Effective Date	Hourly Rate	Vacation	Health and Welfare	Pension	S.U.B.	Total			After Daily Hours	Saturday	Sunday and Holidays	
<u>Central Ontario Region (52)</u>													
Plumbers, Loc. 787 (50, 51, 53, 54, 55, 56, 57, 58, 59) (cont'd.)													
Ontario County	Nov 1,71	CI \$6.09	9%	20¢	25¢	-	\$7.09	TF 1¢	7½	2x	2x	2x	2nd & 3rd
Beaverton & Cammington	May 1,72	6.63	"	"	"		7.68	IF 3¢	/37½				1.2/15x
York County	Nov 1,72	7.27	"	"	"		8.37	UF 1¢					
Sutton	Apr 30,73							May 1/72 2¢					
<u>Niagara Region (53)</u>													
Plumbers, Loc. 787 (50, 51, 52, 54, 55, 56, 57, 58, 59)													
Entire Region	Nov 1,71	CI \$6.64	9%	20¢	25¢	-	\$7.69	TF 1¢	7½	2x	2x	2x	2nd & 3rd
	May 1,72	7.18	"	"	"		8.28	IF 3¢	/37½				1.2/15x
	Nov 1,72	7.83	"	"	"		8.90	UF 1¢					
	Apr 30,73							May 1/72 2¢					
<u>Lake Erie Region (54)</u>													
Plumbers, Loc. 787 (50, 51, 52, 53, 55, 56, 57, 58, 59)													
Entire Region	Nov 1,71	CI \$6.64	9%	20¢	25¢	-	\$7.69	TF 1¢	7½	2x	2x	2x	2nd & 3rd
	May 1,72	7.18	"	"	"		8.28	IF 3¢	/37½				1.2/15x
	Nov 1,72	7.83	"	"	"		8.98	UF 1¢					
	Apr 30,73							May 1/72 2¢					
<u>Lake St. Clair Region (55)</u>													
Plumbers, Loc. 787 (50, 51, 52, 53, 54, 56, 57, 58, 59)													
Entire Region	Nov 1,71	CI \$6.64	9%	20¢	25¢	-	\$7.69	TF 1¢	7½	2x	2x	2x	2nd & 3rd
	May 1,72	7.18	"	"	"		8.28	IF 3¢	/37½				1.2/15x
	Nov 1,72	7.83	"	"	"		8.98	UF 1¢					
	Apr 30,73							May 1/72 2¢					

Table 18 (cont'd.)

REFRIGERATION MECHANIC

SHIFT PREMIUM	WAGE AND RELATED PAYMENTS FOR REGULARLY SCHEDULED DAYTIME HOURS								SPECIAL FUNDS	STANDARD HOURS	OVERTIME			SHIFT PREMIUMS	WORK BREAKS	REPORTING PAY	
	Effective Date	Hourly Rate	Vacation	Health and Welfare	Pension	S.U.B.	Total	After Daily Hours			Saturday	Sunday and Holiday	General			Inclement Weather	
2)																	
51, 59)																	
ington	Nov 1, 71	CI \$6.09	9%	20¢	25¢	-	\$7.09	UF 1¢	7½	2x	2x	2x	2nd & 3rd 1.2/15x	2x, no duration given	4 hrs	-	
	May 1, 72	6.63	"	"	"		7.68	IF 3¢	/37½								
	Nov 1, 72	7.27	"	"	"		8.37	UF 1¢									
	Apr 30, 73							May 1/72 2¢									
0, 51, 59)																	
ington	Nov 1, 71	CI \$6.64	9%	20¢	25¢	-	\$7.69	TF 1¢	7½	2x	2x	2x	2nd & 3rd 1.2/15x	2x, no duration given	4 hrs	-	
	May 1, 72	7.18	"	"	"		8.28	IF 3¢	/37½								
	Nov 1, 72	7.83	"	"	"		8.90	UF 1¢									
	Apr 30, 73							May 1/72 2¢									
0, 51, 59)																	
ington	Nov 1, 71	CI \$6.64	9%	20¢	25¢	-	\$7.69	TF 1¢	7½	2x	2x	2x	2nd & 3rd 1.2/15x	2x, no duration given	4 hrs	-	
	May 1, 72	7.18	"	"	"		8.28	IF 3¢	/37½								
	Nov 1, 72	7.83	"	"	"		8.98	UF 1¢									
	Apr 30, 73							May 1/72 2¢									
55)																	
0, 51, 59)																	
ington	Nov 1, 71	CI \$6.64	9%	20¢	25¢	-	\$7.69	TF 1¢	7½	2x	2x	2x	2nd & 3rd 1.2/15x	2x, no duration given	4 hrs	-	
	May 1, 72	7.18	"	"	"		8.28	IF 3¢	/37½								
	Nov 1, 72	7.83	"	"	"		8.98	UF 1¢									
	Apr 30, 73							May 1/72 2¢									

Table 18 (cont'd.)

Location and Union	WAGE AND RELATED PAYMENTS FOR REGULARLY SCHEDULED DAYTIME HOURS											OVERTIME			SHIFT PREMIUMS
	Effective Date	Hourly Rate	Vacation	Health and Welfare	Pension	S.U.B.	Total	SPECIAL FUNDS	STANDARD HOURS	After Daily Hours	Saturday	Sunday and Holidays			
<u>Midwestern Ontario Region (56)</u>															
Plumbers, Loc. 787 (50, 51, 52, 53, 54, 55, 57, 58, 59)															
Huron County	Nov 1,71	CI \$6.64	9%	20¢	25¢	-	\$7.69	TF 1¢	7½	2x	2x	2x	2nd & 3rd		
Clinton, Exeter,	May 1,72	7.18	"	"	"		8.28	IF 3¢	/37½				1.2/15x		
Goderich & Seaforth	Nov 1,72	7.83	"	"	"		8.98	UF 1¢							
Wellington County		Apr 30,73						May 1/72							
Arthur, Elora, Erin,								2¢							
Fergus, Guelph, Har-															
riston & Palmerston															
Perth & Waterloo															
Counties															
Huron County	Nov 1,71	CI \$6.09	9%	20¢	25¢	-	\$7.09	TF 1¢	7½	2x	2x	2x	2nd & 3rd		
Wingham	May 1,72	6.63	"	"	"		7.68	IF 3¢	/37½				1.2/15x		
Wellington County	Nov 1,72	7.27	"	"	"		8.37	UF 1¢							
Mount Forest		Apr 30,73						May 1/72							
								2¢							
<u>Georgian Bay Region (57)</u>															
Plumbers, Loc. 787 (50, 51, 52, 53, 54, 55, 56, 58, 59)															
Dufferin County	Nov 1,71	CI \$6.09	9%	20¢	25¢	-	\$7.09	TF 1¢	7½	2x	2x	2x	2nd & 3rd		
Shelburne	May 1,72	6.63	"	"	"		7.68	IF 3¢	/37½				1.2/15x		
Simcoe County	Nov 1,72	7.27	"	"	"		8.37	UF 1¢							
Alliston, Barrie,		Apr 30,73						May 1/72							
Beeton, Collingwood,								2¢							
Elmvale, Midland,															
Orillia, Penetanguishene,															
Port McNicoll,															
Stayner, Victoria															
Harbour & Wasaga Beach															
Dufferin County	Nov 1,71	CI \$6.64	9%	20¢	25¢	-	\$7.69	TF 1¢	7½	2x	2x	2x	2nd & 3rd		
Orangeville	May 1,72	7.18	"	"	"		8.28	IF 3¢	/37½				1.2/15x		
Simcoe County	Nov 1,72	7.83	"	"	"		8.98	UF 1¢							
Bradford & Tottenham		Apr 30,73						May 1/72							
								2¢							

Table 18 (cont'd.)

EMPLOYEE	WAGE AND RELATED PAYMENTS FOR REGULARLY SCHEDULED DAYTIME HOURS										OVERTIME			SHIFT PREMIUMS		WORK BREAKS		REPORTING PAY	
	Effective Date	Hourly Rate	Vacation	Health and Welfare	Pension	S.U.B.	Total	SPECIAL FUNDS	STANDARD HOURS	After Daily Hours	Saturday	Sunday and Holidays	SHIFT PREMIUMS	WORK BREAKS	REPORTING PAY				
															General	Inclement Weather			
(56)																			
3rd 15x	Nov 1,71 May 1,72 Nov 1,72	CI 7.18 7.83	9% " "	20¢ " "	25¢ " "	-	\$7.69 8.28 8.98	TF 1¢ IF 3¢ UF 1¢	7½ /37½	2x	2x	2x	2nd & 3rd 1.2/15x	2x, no duration given	4 hrs	-			
3rd 15x	Nov 1,71 May 1,72 Nov 1,72	CI 6.65 7.27	9% " "	20¢ " "	25¢ " "	-	\$7.09 7.68 8.37	TF 1¢ IF 3¢ UF 1¢	7½ /37½	2x	2x	2x	2nd & 3rd 1.2/15x	2x, no duration given	4 hrs	-			
3rd 5x	Nov 1,71 May 1,72 Nov 1,72	CI 6.63 7.27	9% " "	20¢ " "	25¢ " "	-	\$7.09 7.68 8.37	TF 1¢ IF 3¢ UF 1¢	7½ /37½	2x	2x	2x	2nd & 3rd 1.2/15x	2x, no duration given	4 hrs	-			
3rd 5x	Nov 1,71 May 1,72 Nov 1,72	CI 7.18 7.78	9% " "	20¢ " "	25¢ " "	-	\$7.69 8.28 8.98	TF 1¢ IF 3¢ UF 1¢	7½ /37½	2x	2x	2x	2nd & 3rd 1.2/15x	2x, no duration given	4 hrs	-			

Table 18 (cont'd.)

Location and Union	WAGE AND RELATED PAYMENTS FOR REGULARLY SCHEDULED DAYTIME HOURS							SPECIAL FUNDS	STANDARD HOURS	OVERTIME			SHIP PREMIUM
	Effective Date	Hourly Rate	Vaca- tion	Health and Welfare	Pen- sion	S U.B.	Total			After Daily Hours	Saturday	Sunday and Holidays	
<u>Northeastern Ontario Region(58)</u>													
Plumbers, Loc. 787 (50, 51, 52, 53, 54, 55, 56, 57, 59)													
Entire Region													
	Nov 1,71	CI \$6.09	9%	20¢	25¢	-	\$7.09	TF 1¢	7½/	2x	2x	2x	2nd &
	May 1,72	6.63	"	"	"		7.68	IF 3¢	37½				1.2/1
	Nov 1,72	7.27	"	"	"		8.37	UF 1¢					
		Apr 30,73						May 1/72					
								2¢					
<u>Lakehead-Northwestern Ontario Region (59)</u>													
Plumbers, Loc. 787 (50, 51, 52, 53, 54, 55, 56, 57, 58)													
Entire Region													
	Nov 1,71	CI \$6.09	9%	20¢	25¢	-	\$7.09	TF 1¢	7½/	2x	2x	2x	2nd &
	May 1,72	6.63	"	"	"		7.68	IF 3¢	37½				1.2/1
	Nov 1,72	7.27	"	"	"		8.37	UF 1¢					
		Apr 30,73						May 1/72					
								2¢					

Table 18 (cont'd.)

REFRIGERATION MECHANIC

SHIFT PREMIUM	Region	WAGE AND RELATED PAYMENTS FOR REGULARLY SCHEDULED DAYTIME HOURS							SPECIAL FUNDS	STANDARD HOURS	OVERTIME			SHIFT PREMIUMS	WORK BREAKS	REPORTING PAY	
		Effective Date	Hourly Rate	Vacation	Health and Welfare	Pension	S.U.B.	Total			After Daily Hours	Saturday	Sunday and Holidays			General	Inclement Weather
	Region(58)																
	(50, 51, 57, 59)																
nd & 1.2/1		Nov 1,71	CI \$6.09	9%	20¢	25¢	-	\$7.09	TF 1¢	7½/	2x	2x	2x	2nd & 3rd 1.2/15x	2x, no duration given	4 hrs	-
		May 1,72	6.63	"	"	"		7.68	IF 3¢	37½							
		Nov 1,72	7.27	"	"	"		8.57	UF 1¢								
		Apr 30,73							May 1/72 2¢								
	Ontario																
	(50, 51, 57, 58)																
nd & 1.2/1		Nov 1,71	CI \$6.09	9%	20¢	25¢	-	\$7.09	TF 1¢	7½/	2x	2x	2x	2nd & 3rd 1.2/15x	2x, no duration given	4 hrs	-
		May 1,72	6.63	"	"	"		7.68	IF 3¢	37½							
		Nov 1,72	7.27	"	"	"		8.57	UF 1¢								
		Apr 30,73							May 1/72 2¢								

Table 19

HOURS, WAGES AND RELATED PAYMENTS FOR RESILIENT FLOOR LAYERS UNDER ONTARIO CONSTRUCTION AGREEMENTS, BY LOCATION AND UNION

Location and Union	WAGE AND RELATED PAYMENTS FOR REGULARLY SCHEDULED DAYTIME HOURS							SPECIAL FUNDS	STANDARD HOURS	OVERTIME			SHIFT PREMIUMS	W BR
	Effective Date	Hourly Rate	Vaca-tion	Health and Welfare	Pen-sion	S.U.B.	Total			After Daily Hours	Saturday	Sunday and Holidays		
<u>Eastern Ontario Region (50)</u>														
Carpenters, Loc. 93														
Carleton County	Aug 30, 71	\$4.51	8%	-	-	-	\$4.87	-	8/40	1½x 1st 4 hrs, 2x after	1½x to 5 pm	2x	-	
Ottawa, Richmond, Rockcliffe, Stittsville & Vanier	Jan 1, 72	4.84	"	-	-	-	5.23							
	Jun 1, 72	5.04	"				5.44							
	Nov 1, 72	5.29	"				5.71							
Prescott County	Feb 1, 73	5.50	"				5.94							
Alfred														
Russell County	Apr 30, 73													
<u>Central Ontario Region (52)</u>														
Carpenters, Loc. 18 (53)														
Halton County	Jun 1, 71	CI \$5.57	10%	50¢	(1)	-	\$6.63	IF	8/40	1½x 1st 2 hrs, 2x after	2x	2x	2nd & 3rd 1 1/7x	2
Burlington	Dec 1, 71	5.80	"	"	"		6.88	11¢						m
	May 1, 72	6.03	"	60¢	"		7.23							
	Nov 1, 72	6.30	"	65¢	"		7.58							
	Apr 30, 73													
Carpenters, Loc. 2965														
Halton County	May 1, 72	\$6.18	8%	27¢	-	-	\$6.94	IF	7½/37½	1½x 1st 3 hrs, 2x after	1½x to 4 pm	2x	1½x 1st 7½ hrs, 2x after	2x dur t 10 giv
Acton, Georgetown, Milton, Oakville	Nov 1, 72	6.48	9%	30¢			7.36	2¢						
Ontario County	May 1, 73	6.94	"	"			7.86	AF						
Ajax & Pickering	Nov 1, 73	7.25	"	"			8.19	2¢						
Peel & York Counties	Apr 30, 74													
<u>Niagara Region (53)</u>														
Carpenters, Loc. 18 (52)														
Haldimand County	Jun 1, 71	CI \$5.57	10%	50¢	(1)	-	\$6.63	IF	8/40	1½x 1st 2 hrs, 2x after	2x	2x	2nd & 3rd 1 1/7x	2
Caledonia, Cayuga & Hagersville	Dec 1, 71	5.80	"	"	"		6.88	11¢						m
Lincoln County	May 1, 72	6.03	"	60¢	"		7.23							
Grimby	Nov 1, 72	6.30	"	65¢	"		7.58							
Wentworth County	Apr 30, 73													

Footnotes to Table 19 on page 157

Table 19

HOURS, WAGES AND RELATED PAYMENTS FOR RESILIENT FLOOR LAYERS
UNDER ONTARIO CONSTRUCTION AGREEMENTS, BY LOCATION AND UNION

RESILIENT FLOOR LAYER

W BR	WAGE AND RELATED PAYMENTS FOR REGULARLY SCHEDULED DAYTIME HOURS										OVERTIME			SHIFT PREMIUMS	WORK BREAKS	REPORTING PAY	
	Effective Date	Hourly Rate	Vaca- tion	Health and Welfare	Pen- sion	S.U.B.	Total	SPECIAL FUNDS	STANDARD HOURS	After Daily Hours	Saturday	Sunday and Holidays	General			Inclement Weather	
	Aug 30, 71	\$4.51	8%	-	-	-	\$4.87	-	8/40	1½x 1st 4 hrs, 2x after	1½x to 5 pm	2x	-	-	2 hrs	-	
	Jan 1, 72	4.84	"	-	-	-	5.23										
	Jun 1, 72	5.04	"	-	-	-	5.44										
	Nov 1, 72	5.29	"	-	-	-	5.71										
	Feb 1, 73	5.50	"	-	-	-	5.94										
	Apr 30, 73																
	Jun 1, 71	CI \$5.57	10%	50¢	(1)	-	\$6.63	IF	8/40	1½x 1st 2 hrs, 2x after	2x	2x	2nd & 3rd 1 1/7x	2 x 10 mins	1 hr	1 hr	
	Dec 1, 71	5.80	"	"	"	-	6.88	11¢									
	May 1, 72	6.03	"	60¢	"	-	7.23										
	Nov 1, 72	6.30	"	65¢	"	-	7.58										
	Apr 30, 73																
	May 1, 72	\$6.18	8%	27¢	-	-	\$6.94	IF	7½/ 37½	1½x 1st 3 hrs, 2x after	1½x to 4 pm 2x after	2x	1½x 1st 7½ hrs, 2x after	2x, no dura- tion given	2 hrs	-	
	Nov 1, 72	6.48	9%	30¢	"	-	7.36	2¢									
	May 1, 73	6.94	"	"	"	-	7.86	AF									
	Nov 1, 73	7.25	"	"	"	-	8.19	2¢									
	Apr 30, 74																
	Jun 1, 71	CI \$5.57	10%	50¢	(1)	-	\$6.63	IF	8/40	1½x 1st 2 hrs, 2x after	2x	2x	2nd & 3rd 1 1/7x	2 x 10 mins	1 hr	1 hr	
	Dec 1, 71	5.80	"	"	"	-	6.88	11¢									
	May 1, 72	6.03	"	60¢	"	-	7.23										
	Nov 1, 72	6.30	"	65¢	"	-	7.58										
	Apr 30, 73																

Table 19 (cont'd)

Location and Union	WAGE AND RELATED PAYMENTS FOR REGULARLY SCHEDULED DAYTIME HOURS							SPECIAL FUNDS	STANDARD HOURS	OVERTIME			SHIFT PREMIUM
	Effective Date	Hourly Rate	Vaca- tion	Health and Welfare	Pen- sion	S.U.B.	Total			After Daily Hours	Saturday	Sunday and Holidays	
<u>Lake Erie Region (54)</u>													
Carpenters, Loc. 1946 (56,57)													
Elgin, Middlesex & Oxford Counties	May 22,72	CI \$5.65	8%	30¢	(1)	-	\$6.38	-	8/40	1½x 1st	1½x 1st	2x	-
	Oct 2,72	5.91	"	"	"	"	6.68			3½ hrs,	8 hrs		
	Dec 4,72	6.14	"	"	"	"	6.95			2x after	2x after		
		Apr 30, 73											
<u>Lake St. Clair Region (55)</u>													
Carpenters, Loc. 494													
Essex & Kent Counties	May 1,71	CI \$5.50	8%	30¢	15¢	15¢	\$6.54	AF	8/40	2x	2x	2x	2nd & 1.1/7
	May 1,72	5.95	"	"	"	"	7.05	\$25/yr IF 2¢					
		Apr 30, 73											
Carpenters, Loc. 494													
Essex & Kent Counties	May 1,71	R \$5.50	8%	30¢	15¢	15¢	\$6.54	AF	8/40	2x	2x	2x	2nd & 1.1/7
	May 1,72	5.95	"	"	"	"	7.05	\$25/yr IF 2¢					
		Apr 30, 73											
<u>Midwestern Ontario Region (56)</u>													
Bricklayers, Loc. 12													
Huron County	May 1,72	\$5.75	7%	(2)	-	-	(2)	(3) AT	8/40	1½x 1st	2x	2x	2nd 75¢/hr 5¢
Wingham	Nov 1,72	5.95	"	"	"	"		\$10/wk		2 hrs,			
Perth County	Feb 1,73	6.05	8%	"	"	"		(4) OPC 5¢		2x after			\$1.00
Listowel & Milverton		Apr 30, 73											
Waterloo County													
Bridgeport, Elmira, Hespeler, Kitchener, New Hamburg, Preston & Waterloo													
Carpenters, Loc. 1946, 2222 & 2451 (54, 57)													
Huron & Perth Counties	May 22,72	\$5.68	8%	25¢	(1)	-	\$6.38	-	8/40	1½x 1st	1½x 1st	2x	-
	Oct 2,72	5.95	"	"	"	"	6.68			3½ hrs,	8 hrs,		
	Dec 4,72	6.19	"	"	"	"	6.95			2x after	2x after		
		Apr 30, 73											

Footnotes to Table 19 on page 157

Table 19 (cont'd)

RESILIENT FLOOR LAYLR

Union	WAGE AND RELATED PAYMENTS FOR REGULARLY SCHEDULED DAYTIME HOURS							SPECIAL FUNDS	STANDARD HOURS	OVERTIME			SHIFT PREMIUMS	WORK BREAKS	REPORTING PAY	
	Effective Date	Hourly Rate	Vacation	Health and Welfare	Pension	S.U.B.	Total			After Daily Hours	Saturday	Sunday and Holidays			General	Inclement Weather
946 (56,57)																
ex & s	May 22, 72	CI \$5.63	8%	30¢	(1)	-	\$6.38	-	8/40	1½x 1st 3½ hrs, 2x after	1½x 1st 8 hrs, 2x after	2x	-	2 x 10 mins	2 hrs	-
	Oct 2, 72	5.91	"	"	"	"	6.68									
	Dec 4, 72	6.14	"	"	"	"	6.93									
	Apr 30, 73															
n (55)																
94																
nd & 1.1/7	May 1, 71	CI \$5.50	8%	30¢	15¢	15¢	\$6.54	AF \$25 /yr IF 2¢	8/40	2x	2x	2x	2nd & 3rd 1.1/7x	2 x 10 mins	2 hrs	2 hrs
	May 1, 72	5.95	"	"	"	"	7.05									
	Apr 30, 73															
94																
nd & 1.1/7	May 1, 71	R \$5.50	8%	30¢	15¢	15¢	\$6.54	AF \$25 /yr IF 2¢	8/40	2x	2x	2x	2nd & 3rd 1.1/7x	2 x 10 mins	2 hrs	2 hrs
	May 1, 72	5.95	"	"	"	"	7.05									
	Apr 30, 73															
egion (56)																
12																
75¢/hr, 3rd 1.00/	May 1, 72	\$5.75	7%	(2)	-	-	(2)	(3) AT \$10/wk (4) OPC 5¢	8/40	1½x 1st 2 hrs, 2x after	2x	2x	2nd 75¢/hr, 3rd \$1.00/hr	2 x 10 mins	2 hrs	-
	Nov 1, 72	5.95	"	"	"	"										
	Feb 1, 73	6.05	8%	"	"	"										
	Apr 30, 73															
ilverton y Elmira, tchener, Preston																
946, 2222																
Counties	May 22, 72	\$5.68	8%	25¢	(1)	-	\$6.38	-	8/40	1½x 1st 3½ hrs, 2x after	1½x 1st 8 hrs, 2x after	2x	-	2 x 10 mins	2 hrs	-
	Oct 2, 72	5.95	"	"	"	"	6.68									
	Dec 4, 72	6.19	"	"	"	"	6.93									
	Apr 30, 73															

Table 19 (cont'd.)

Location and Union	WAGE AND RELATED PAYMENTS FOR REGULARLY SCHEDULED DAYTIME HOURS							SPECIAL FUNDS	STANDARD HOURS	OVERTIME			SHIFT PREMIUMS	RESI W BR
	Effective Date	Hourly Rate	Vaca- tion	Health and Welfare	Pen- sion	S.U.B.	Total			After Daily Hours	Saturday	Sunday and Holidays		
<u>Georgian Bay Region (57)</u>														
Carpenters, Locs. 1946, 2222 & 2451 (54, 56)														
Bruce County	May 22, 72	\$5.68	8%	25¢	(1)	-	\$6.38	-	8/40	1½x 1st	1½x 1st	2x	-	2 x
	Oct 2, 72	5.95	"	"	"	-	6.68	-		3½ hrs,	8 hrs,			mi
	Dec 4, 72	6.19	"	"	"	-	6.93	-		2x after	2x after			
		Apr 30, 73												
<u>Northeastern Ontario Region(58)</u>														
Painters, Loc. 1671 (59)														
Cochrane District														
Class A	Sep 1, 71	\$4.85	6%	-	-	-	\$5.14	-	8/40	1½x to	2x	2x	1.1/7x	2 x
	Feb 1, 72	5.20	"	-	-	-	5.51	-		midnight,				mi
	Aug 1, 72	5.65	"	-	-	-	5.99	-		2x after				
Class B	Sep 1, 71	\$4.40	6%	-	-	-	\$4.66	-						
	Feb 1, 72	4.75	"	-	-	-	5.04	-						
	Aug 1, 72	5.20	"	-	-	-	5.51	-						
		Apr 30, 73												
<u>Lakehead-Northwestern Ontario Region (59)</u>														
Painters, Loc. 1671 (58)														
Entire Region														
Class A	Sep 1, 71	\$4.85	6%	-	-	-	\$5.14	-	8/40	1½x to	2x	2x	1.1/7x	2 x
	Feb 1, 72	5.20	"	-	-	-	5.51	-		midnight,				mi
	Aug 1, 72	5.65	"	-	-	-	5.99	-		2x after				
Class B	Sep 1, 71	\$4.40	6%	-	-	-	\$4.66	-						
	Feb 1, 72	4.75	"	-	-	-	5.04	-						
	Aug 1, 72	5.20	"	-	-	-	5.51	-						
		Apr 30, 73												

Table 19 (cont'd.)

RESILIENT FLOOR LAYER

W BR	WAGE AND RELATED PAYMENTS FOR REGULARLY SCHEDULED DAYTIME HOURS								SPECIAL FUNDS	STANDARD HOURS	OVERTIME			SHIFT PREMIUMS	WORK BREAKS	REPORTING PAY	
	Effective Date	Hourly Rate	Vacation	Health and Welfare	Pension	S.U.B.	Total	After Daily Hours			Saturday	Sunday and Holidays	General			Inclement Weather	
22	May 22,72	\$5.68	8%	25¢	(1)	-	\$6.38	-	8/40	1½x 1st- 3¼ hrs, 2x after	1½x 1st 8 hrs, 2x after	2x	-	2 x 10 mins	2 hrs	-	
	Oct 2,72	5.95	"	"	"	-	6.68										
	Dec 4,72	6.19	"	"	"	-	6.93										
	Apr 30, 73																
58)	Sep 1,71	\$4.85	6%	-	-	-	\$5.14	-	8/40	1½x to midnight, 2x after	2x	2x	1.1/7x	2 x 10 mins	(5)	-	
	Feb 1,72	5.20	"				5.51										
	Aug 1,72	5.65	"				5.99										
	Sep 1,71	\$4.40	6%	-	-	-	\$4.66										
	Feb 1,72	4.75	"				5.04										
	Aug 1,72	5.20	"				5.51										
	Apr 30, 73																
2 x mi	Sep 1,71	\$4.85	6%	-	-	-	\$5.14	-	8/40	1½x to midnight, 2x after	2x	2x	1.1/7x	2 x 10 mins	(5)	-	
	Feb 1,72	5.20	"				5.51										
	Aug 1,72	5.65	"				5.99										
	Sep 1,71	\$4.40	6%	-	-	-	\$4.66										
	Feb 1,72	4.75	"				5.04										
	Aug 1,72	5.20	"				5.51										
	Apr 30, 73																

Table 19 - Resilient Floor Layer

Footnotes

- (1) - Included in health and welfare payment.
- (2) - Employer pays 100% of cost of health and welfare. Because the amount the employer pays per hour to health and welfare could not be determined, no totals were calculated.
- (3) - Minimum amount contributed by employer to an apprentice's wages while he is attending trade school.
- (4) - Bricklayers Ontario Provincial Conference Fund - 1 cent of the 5 cents paid to the Fund is allocated to an industry fund.
- (5) - 2 hours for reporting, 4 hours if work commences.

Table 20

HOURS, WAGES AND RELATED PAYMENTS FOR STRUCTURAL STEEL ERECTORS
UNDER ONTARIO CONSTRUCTION AGREEMENTS, BY LOCATION AND UNION

Location and Union	WAGE AND RELATED PAYMENTS FOR REGULARLY SCHEDULED DAYTIME HOURS							SPECIAL FUNDS	STANDARD HOURS	OVERTIME			SHIFT PREMIUMS	WC BRI
	Effective Date	Hourly Rate	Vaca- tion	Health and Welfare	Pen- sion	S.U.B.	Total			After Daily Hours	Saturday	Sunday and Holidays		
<u>Eastern Ontario Region (50)</u>														
Structural Iron Workers, Loc. 765 (51)														
Entire Region														
	Jul 15,71	\$6.11	8%	33¢	35¢	-	\$7.28	UF 1¢	8/40	2x	2x	2x	2nd & 3rd	2x, dur
	Jan 1,72	6.68	"	"	"		7.89	May					1.1/7x	tic
	May 1,72	7.06	9%	"	"		8.58	1,72						giv
	Nov 1,72	7.35	"	"	"		8.69	2¢						
	Apr 30,73													
<u>Lake Ontario Region (51)</u>														
Structural Iron Workers, Loc. 721 (52, 57)														
Durham, Haliburton, Northumberland, Peter- borough, Prince Edward & Victoria Counties Hastings County														
	Jul 15,71	\$6.20	8%	33¢	35¢	-	\$7.38	UF 1¢	8/40	2x	2x	2x	2nd & 3rd	2x, dur
	Jan 1,72	6.77	"	"	"		7.99	May					1.1/7x	tic
	May 1,72	7.06	9%	"	"		8.38	1,72						giv
	Nov 1,72	7.35	"	"	"		8.69	2¢						
	Apr 30,73													
Belleville, Frankford, Marmora, Stirling & Trenton														
Structural Iron Workers, Loc. 765 (50)														
Lennox-Addington County Hastings County Bancroft, Deseronto, Madoc & Tweed														
	Jul 15,71	\$6.11	8%	33¢	35¢	-	\$7.28	UF 1¢	8/40	2x	2x	2x	2nd & 3rd	2x, dur
	Jan 1,72	6.68	"	"	"		7.89	May					1.1/7x	tic
	May 1,72	7.06	9%	"	"		8.58	1,72						giv
	Nov 1,72	7.35	"	"	"		8.69	2¢						
	Apr 30,73													
<u>Central Ontario Region (52)</u>														
Structural Iron Workers, Loc. 721 (51, 57)														
Halton County Oakville (Ford Motor Co. premises) Ontario, Peel & York Counties														
	Jul 15,71	\$6.20	8%	33¢	35¢	-	\$7.38	UF 1¢	8/40	2x	2x	2x	2nd & 3rd	2x, dur
	Jan 1,72	6.77	"	"	"		7.99	May					1.1/7x	tic
	May 1,72	7.06	9%	"	"		8.58	1,72						giv
	Nov 1,72	7.35	"	"	"		8.69	2¢						
	Apr 30,73													

Footnotes to Table 20 on page 162



Table 20

HOURS, WAGES AND RELATED PAYMENTS FOR STRUCTURAL STEEL ERECTORS
UNDER ONTARIO CONSTRUCTION AGREEMENTS, BY LOCATION AND UNION

RIGGER

WORK BREAK	WAGE AND RELATED PAYMENTS FOR REGULARLY SCHEDULED DAYTIME HOURS								SPECIAL FUNDS	STANDARD HOURS	OVERTIME			SHIFT PREMIUMS	WORK BREAKS	REPORTING PAY	
	Effective Date	Hourly Rate	Vaca- tion	Health and Welfare	Pen- sion	S.U.B.	Total	After Daily Hours			Saturday	Sunday and Holidays	General			Inclement Weather	
2x, dur- tic giv	Jul 15,71	\$6.11	8%	35¢	35¢	-	\$7.28	UF 1¢	8/40	2x	2x	2x	2nd & 3rd 1.1/7x	2x,no dura- tion given	2 hrs	-	
	Jan 1,72	6.68	"	"	"		7.89	May									
	May 1,72	7.06	9%	"	"		8.38	1,72									
	Nov 1,72	7.35	"	"	"		8.69	2¢									
	Apr 30,73																
2x, dur- tic giv	Jul 15,71	\$6.20	8%	35¢	35¢	-	\$7.38	UF 1¢	8/40	2x	2x	2x	2nd & 3rd 1.1/7x	2x,no dura- tion given	2 hrs	-	
	Jan 1,72	6.77	"	"	"		7.99	May									
	May 1,72	7.06	9%	"	"		8.38	1,72									
	Nov 1,72	7.35	"	"	"		8.69	2¢									
	Apr 30,73																
2x, dur- tic giv	Jul 15,71	\$6.11	8%	35¢	35¢	-	\$7.28	UF 1¢	8/40	2x	2x	2x	2nd & 3rd 1.1/7x	2x,no dura- tion given	2 hrs	-	
	Jan 1,72	6.68	"	"	"		7.89	May									
	May 1,72	7.06	9%	"	"		8.38	1,72									
	Nov 1,72	7.35	"	"	"		8.69	2¢									
	Apr 30,73																
2x, dur- tic giv	Jul 15,71	\$6.20	8%	35¢	35¢	-	\$7.38	UF 1¢	8/40	2x	2x	2x	2nd & 3rd 1.1/7x	2x,no dura- tion given	2 hrs	-	
	Jan 1,72	6.77	"	"	"		7.99	May									
	May 1,72	7.06	9%	"	"		8.38	1,72									
	Nov 1,72	7.35	"	"	"		8.69	2¢									
	Apr 30,73																

Table 20 (cont'd)

Location and Union	WAGE AND RELATED PAYMENTS FOR REGULARLY SCHEDULED DAYTIME HOURS							SPECIAL FUNDS	STANDARD HOURS	OVERTIME			SHIFT PREMIUM
	Effective Date	Hourly Rate	Vaca- tion	Health and Welfare	Pen- sion	S.I.B.	Total			After Daily Hours	Saturday	Sunday and Holidays	
<u>Central Ontario Region (52)</u> (cont'd)													
Structural Iron Workers, Loc. 736 (53, 54, 56, 57)													
Halton County (except Ford Motor Co. premises)													
	Jul 15, 71	\$6.20	8%	33¢	35¢	-	\$7.38	UF 1¢	8/40	2x	2x	2x	2nd & 3rd 1.1/75
	Jan 1, 72	6.77	"	"	"		7.99	May 1, 72					
	May 1, 72	7.06	9%	"	"		8.38	1, 72					
	Nov 1, 72	7.35	"	"	"		8.69	2¢					
	Apr 30, 73												
<u>Niagara Region (53)</u>													
Structural Iron Workers, Loc. 736 (52, 54, 56, 57)													
Entire Region													
	Jul 15, 71	\$6.20	8%	33¢	35¢	-	\$7.38	UF 1¢	8/40	2x	2x	2x	2nd & 3rd 1.1/75
	Jan 1, 72	6.77	"	"	"		7.99	May 1, 72					
	May 1, 72	7.06	9%	"	"		8.38	1, 72					
	Nov 1, 72	7.35	"	"	"		8.69	2¢					
	Apr 30, 73												
<u>Lake Erie Region (54)</u>													
Structural Iron Workers, Loc. 700 (55)													
Elgin & Middlesex Counties													
	Jul 15, 71	\$6.00	8%	43¢	35¢	-	\$7.26	UF 1¢	8/40	2x	2x	2x	2nd & 3rd 1.1/75
	Jan 1, 72	6.58	"	"	"		7.89	May 1, 72					
	May 1, 72	6.88	9%	"	"		8.28	1, 72					
	Nov 1, 72	7.16	"	"	"		8.58	2¢					
	Apr 30, 73												
Structural Iron Workers, Loc. 736 (52, 53, 56, 57)													
Norfolk & Oxford Counties													
	Jul 15, 71	\$6.20	8%	33¢	35¢	-	\$7.38	UF 1¢	8/40	2x	2x	2x	2nd & 3rd 1.1/75
	Jan 1, 72	6.77	"	"	"		7.99	May 1, 72					
	May 1, 72	7.06	9%	"	"		8.38	1, 72					
	Nov 1, 72	7.35	"	"	"		8.69	2¢					
	Apr 30, 73												

Table 20 (cont'd)

159
RIGGER

Description	WAGE AND RELATED PAYMENTS FOR REGULARLY SCHEDULED DAYTIME HOURS							SPECIAL FUNDS	STANDARD HOURS	OVERTIME			SHIFT PREMIUMS	WORK BREAKS	REPORTING PAY	
	Effective Date	Hourly Rate	Vacation	Health and Welfare	Pension	S.U.B.	Total			After Daily Hours	Saturday	Sunday and Holidays			General	Incllement Weather
Workers, (52) (except premises)	Jul 15,71	\$6.20	8%	33¢	35¢	-	\$7.38	UF 1¢	8/40	2x	2x	2x	2nd & 3rd 1.1/7x	2x, no duration given	2 hrs	-
	Jan 1,72	6.77	"	"	"		7.99	May 1,72								
	May 1,72	7.06	9%	"	"		8.38	1,72								
	Nov 1,72	7.35	"	"	"		8.69	2¢								
	Apr 30,73															
Workers, (56, 57)	Jul 15,71	\$6.20	8%	33¢	35¢	-	\$7.38	UF 1¢	8/40	2x	2x	2x	2nd & 3rd 1.1/7x	2x, no duration given	2 hrs	-
	Jan 1,72	6.77	"	"	"		7.99	May 1,72								
	May 1,72	7.06	9%	"	"		8.38	1,72								
	Nov 1,72	7.35	"	"	"		8.69	2¢								
	Apr 30,73															
Workers, (sex)	Jul 15,71	\$6.00	8%	43¢	35¢	-	\$7.26	UF 1¢	8/40	2x	2x	2x	2nd & 3rd 1.1/7x	2x, no duration given	2 hrs	-
	Jan 1,72	6.58	"	"	"		7.89	May 1,72								
	May 1,72	6.88	9%	"	"		8.28	1,72								
	Nov 1,72	7.16	"	"	"		8.58	2¢								
	Apr 30,73															
Workers, (56, 57)	Jul 15,71	\$6.20	8%	33¢	35¢	-	\$7.38	UF 1¢	8/40	2x	2x	2x	2nd & 3rd 1.1/7x	2x, no duration given	2 hrs	-
	Jan 1,72	6.77	"	"	"		7.99	May 1,72								
	May 1,72	7.06	9%	"	"		8.38	1,72								
	Nov 1,72	7.35	"	"	"		8.69	2¢								
	Apr 30,73															

Table 20 (cont'd)

Location and Union	WAGE AND RELATED PAYMENTS FOR REGULARLY SCHEDULED DAYTIME HOURS							SPECIAL FUNDS	STANDARD HOURS	OVERTIME			SHIFT PREMIUMS	W BR
	Effective Date	Hourly Rate	Vaca- tion	Health and Welfare	Pen- sion	S.U.B.	Total			After Daily Hours	Saturday	Sunday and Holidays		
<u>Lake St. Clair Region (55)</u>														
Structural Iron Workers, Loc. 700 (54)														
Entire Region	Jul 15, 71	\$6.00	8%	43¢	35¢	-	\$7.26	UF 1¢	8/40	2x	2x	2x	2nd & 3rd 1.1/7x	2x dur tic giv
	Jan 1, 72	6.58	"	"	"		7.89	May						
	May 1, 72	6.88	9%	"	"		8.28	1,72						
	Nov 1, 72	7.16	"	"	"		8.58	2¢						
	Apr 30, 73													
<u>Midwestern Ontario Region (56)</u>														
Structural Iron Workers, Loc. 736 (52, 53, 54, 57)														
Entire Region	Jul 15, 71	\$6.20	8%	33¢	35¢	-	\$7.38	UF 1¢	8/40	2x	2x	2x	2nd & 3rd 1.1/7x	2x dur tic giv
	Jan 1, 72	6.77	"	"	"		7.99	May						
	May 1, 72	7.06	9%	"	"		8.38	1,72						
	Nov 1, 72	7.35	"	"	"		8.69	2¢						
	Apr 30, 73													
<u>Georgian Bay Region (57)</u>														
Structural Iron Workers, Loc. 721 (51, 52)														
Muskoka District Dufferin & Simcoe Counties	Jul 15, 71	\$6.20	8%	33¢	35¢	-	\$7.38	UF 1¢	8/40	2x	2x	2x	2nd & 3rd 1.1/7x	2x dur tic giv
	Jan 1, 72	6.77	"	"	"		7.99	May						
	May 1, 72	7.06	9%	"	"		8.38	1,72						
	Nov 1, 72	7.35	"	"	"		8.69	2¢						
	Apr 30, 73													
Structural Iron Workers, Loc. 736 (52, 53, 54, 56)														
Bruce & Grey Counties	Jul 15, 71	\$6.20	8%	33¢	35¢	-	\$7.38	UF 1¢	8/40	2x	2x	2x	2nd & 3rd 1.1/7x	2x dur tic giv
	Jan 1, 72	6.77	"	"	"		7.99	May						
	May 1, 72	7.06	9%	"	"		8.38	1,72						
	Nov 1, 72	7.35	"	"	"		8.69	2¢						
	Apr 30, 73													
Structural Iron Workers, Loc. 786 (58)														
Parry Sound District	Jul 15, 71	\$6.20	8%	33¢	35¢	-	\$7.38	UF 1¢	8/40	2x	2x	2x	2nd & 3rd 1.1/7x	2x dur tic giv
	Jan 1, 72	6.77	"	"	"		7.99	May						
	May 1, 72	7.06	9%	"	"		8.38	1,72						
	Nov 1, 72	7.35	"	"	"		8.69	2¢						
	Apr 30, 73													

Table 20 (cont'd)

RIGGER

MS	W BR	WAGE AND RELATED PAYMENTS FOR REGULARLY SCHEDULED DAYTIME HOURS								SPECIAL FUNDS	STANDARD HOURS	OVERTIME			SHIFT PREMIUMS	WORK BREAKS	REPORTING PAY	
		Effective Date	Hourly Rate	Vaca-tion	Health and Welfare	Pen-sion	S.U.B.	Total	After Daily Hours			Saturday	Sunday and Holidays	General			Inclement Weather	
rd	2x dur tid giv	Jul 15,71 Jan 1,72 May 1,72 Nov 1,72 Apr 30,73	\$6.00 6.58 6.88 7.16	8% " 9% "	43¢ " " "	35¢ " " "	-	\$7.26 7.89 8.28 8.58	UF 1¢ May 1,72 2¢	8/40	2x	2x	2x	2nd & 3rd 1.1/7x	2x, no duration given	2 hrs	-	
rd	2x dur tid giv	Jul 15,71 Jan 1,72 May 1,72 Nov 1,72 Apr 30,73	\$6.20 6.77 7.06 7.35	8% " 9% "	33¢ " " "	35¢ " " "	-	\$7.38 7.99 8.38 8.69	UF 1¢ May 1,72 2¢	8/40	2x	2x	2x	2nd & 3rd 1.1/7x	2x, no duration given	2 hrs	-	
rd	2x dur tid giv	Jul 15,71 Jan 1,72 May 1,72 Nov 1,72 Apr 30,73	\$6.20 6.77 7.06 7.35	8% " 9% "	33¢ " " "	35¢ " " "	-	\$7.38 7.99 8.38 8.69	UF 1¢ May 1,72 2¢	8/40	2x	2x	2x	2nd & 3rd 1.1/7x	2x, no duration given	2 hrs	-	
rd	2x dur tid giv	Jul 15,71 Jan 1,72 May 1,72 Nov 1,72 Apr 30,73	\$6.20 6.77 7.06 7.35	8% " 9% "	33¢ " " "	35¢ " " "	-	\$7.38 7.99 8.38 8.69	UF 1¢ May 1,72 2¢	8/40	2x	2x	2x	2nd & 3rd 1.1/7x	2x, no duration given	2 hrs	-	

Table 20 (cont'd.)

Location and Union	WAGE AND RELATED PAYMENTS FOR REGULARLY SCHEDULED DAYTIME HOURS							SPECIAL FUNDS	STANDARD HOURS	OVERTIME			SHIFT PREMIUM
	Effective Date	Hourly Rate	Vaca- tion	Health and Welfare	Pen- sion	S.U.B.	Total			After Daily Hours	Saturday	Sunday and Holidays	
<u>Northeastern Ontario Region(58)</u>													
Structural Iron Workers, Loc. 759 (59)													
Cochrane District													
	Jun 1,71	\$5.59	(1)	28¢	10¢	-	\$6.42	UF 1¢	8/40	2x	2x	2x	2nd & 1.1/2
	Dec 1,71	5.99	"	"	"		6.85						
	Jun 1,72	6.39	"	"	"		7.28						
	Dec 1,72	6.74	"	"	"		7.66						
	Apr 30,73												
Structural Iron Workers, Loc. 786 (57)													
Algoma, Manitoulin, Nipissing, Sudbury & Timiskaming Districts													
	Jul 15,71	\$6.20	8%	33¢	35¢	-	\$7.38	UF 1¢	8/40	2x	2x	2x	2nd & 1.1/2
	Jan 1,72	6.77	"	"	"		7.99	May					
	May 1,72	7.06	9%	"	"		8.38	1,72					
	Nov 1,72	7.35	"	"	"		8.69	2¢					
	Apr 30,73												
<u>Lakehead-Northwestern Ontario Region (59)</u>													
Structural Iron Workers, Loc. 759 (58)													
Entire Region													
	Jun 1,71	\$5.59	(1)	28¢	10¢	-	\$6.42	UF 1¢	8/40	2x	2x	2x	2nd & 1.1/2
	Dec 1,71	5.99	"	"	"		6.85						
	Jun 1,72	6.39	"	"	"		7.28						
	Dec 1,72	6.74	"	"	"		7.66						
	Apr 30,73												

Table 20 (cont'd.)

RIGGER

SHIFT PREMIUM	Region	WAGE AND RELATED PAYMENTS FOR REGULARLY SCHEDULED DAYTIME HOURS								SPECIAL FUNDS	STANDARD HOURS	OVERTIME			SHIFT PREMIUMS	WORK BREAKS	REPORTING PAY	
		Effective Date	Hourly Rate	Vacation	Health and Welfare	Pension	S.U.B.	Total	After Daily Hours			Saturday	Sunday and Holidays	General			Inclement Weather	
	Region(58)																	
	ers,																	
2nd & 1.1/		Jun 1,71	\$5.59	(1) 8%	28¢	10¢	-	\$6.42	UF 1¢	8/40	2x	2x	2x	2nd & 3rd 1.1/7x	2 x 10 mins	2 hrs	-	
		Dec 1,71	5.99	"	"	"		6.85										
		Jun 1,72	6.39	"	"	"		7.28										
		Dec 1,72	6.74	"	"	"		7.66										
		Apr 30,73																
	ers,																	
2nd & 1.1/	n,	Jul 15,71	\$6.20	8%	33¢	35¢	-	\$7.38	UF 1¢	8/40	2x	2x	2x	2nd & 3rd 1.1/7x	2x, no duration given	2 hrs	-	
	y &	Jan 1,72	6.77	"	"	"		7.99	May									
	fricts	May 1,72	7.06	9%	"	"		8.38	1,72									
	t,	Nov 1,72	7.35	"	"	"		8.69	2¢									
		Apr 30,73																
	ooth nmins																	
	ntario																	
	ers,																	
2nd & 1.1/		Jun 1,71	\$5.59	(1) 8%	28¢	10¢	-	\$6.42	UF 1¢	8/40	2x	2x	2x	2nd & 3rd 1.1/7x	2 x 10 mins	2 hrs	-	
		Dec 1,71	5.99	"	"	"		6.85										
		Jun 1,72	6.39	"	"	"		7.28										
		Dec 1,72	6.74	"	"	"		7.66										
		Apr 30,73																

Table 20 - Rigger

Footnotes

- (1) - Includes 7% vacation pay and 1% statutory holiday pay.

Table 21

HOURS, WAGES AND RELATED PAYMENTS FOR RODMEN
UNDER ONTARIO CONSTRUCTION AGREEMENTS. BY LOCATION AND UNION

Location and Union	WAGE AND RELATED PAYMENTS FOR REGULARLY SCHEDULED DAYTIME HOURS							SPECIAL FUNDS	STANDARD HOURS	OVERTIME			SHIFT PREMIUM
	Effective Date	Hourly Rate	Vaca- tion	Health and Welfare	Pen- sion	S.U.B.	Total			After Daily Hours	Saturday	Sunday and Holidays	
<u>Eastern Ontario Region (50)</u>													
Structural Iron Workers, Loc. 765 (51)													
Entire Region													
	May 1,71	CI \$5.19	8%	-	-	-	\$5.61	-	8/40	1½ x 1st	-	2x	1.1/7x
	Feb 16,72	5.69	"				6.15			2 hrs,			
	Jun 1,72	6.09	"				6.58			2x after			
	Nov 1,72	6.39	"				6.90						
	Feb 1,73	6.69	"				7.23						
	Apr 30,73												
<u>Lake Ontario Region (51)</u>													
Structural Iron Workers, Loc. 721 (52, 57)													
Durham, Haliburton, Northumberland, Peter- borough, Prince Edward & Victoria Counties													
	Mar 27,72	CI \$6.30	8%	25¢	25¢	-	\$7.30	-	8/40	1½ x 1st	2x	2x	2nd
	Jul 1,72	6.60	"	35¢	"		7.73			2 hrs,			1.1/7x
	Nov 1,72	6.90	"	"	"		8.05			2x after			3rd
	Apr 1,73	7.27	"	"	35¢		8.55						1½x
	Apr 31,73												
Hastings County Belleville, Frankford, Marmosa, Stirling & Trenton													
Structural Iron Workers, Loc. 765 (50)													
Hastings County													
	May 1,71	CI \$5.19	8%	-	-	-	\$5.61	-	8/40	1½ x 1st	-	2x	1.1/7x
	Feb 16,72	5.69	"				6.15			2 hrs,			
	Jun 1,72	6.09	"				6.58			2x after			
	Nov 1,72	6.39	"				6.90						
	Feb 1,73	6.69	"				7.23						
	Apr 30,73												
<u>Central Ontario Region (52)</u>													
Structural Iron Workers, Loc. 721													
Halton County													
	Mar 27,72	CI \$6.30	8%	25¢	25¢	-	\$7.30	-	8/40	1½ x 1st	2x	2x	2nd
	Jul 1,72	6.60	"	35¢	"		7.73			2 hrs,			1.1/7x
	Nov 1,72	6.90	"	"	"		8.05			2x after			3rd
	Apr 1,73	7.27	"	"	35¢		8.55						1½x
	Aug 31,73												
Oakville (Ford Motor Co. premises)													
Ontario County													
Ajax & Pickering													
Peel & York Counties													

Footnotes to Table 21 on page 168

Table 21

HOURS, WAGES AND RELATED PAYMENTS FOR RODMEN
UNDER ONTARIO CONSTRUCTION AGREEMENTS, BY LOCATION AND UNION

RODMAN

SHIFT PREMIUM	WAGE AND RELATED PAYMENTS FOR REGULARLY SCHEDULED DAYTIME HOURS										OVERTIME			SHIFT PREMIUMS	WORK BREAKS	REPORTING PAY	
	Effective Date	Hourly Rate	Vacation	Health and Welfare	Pension	S.U.B.	Total	SPECIAL FUNDS	STANDARD HOURS	After Daily Hours	Saturday	Sunday and Holidays	General			Inclement Weather	
	on (50)																
	rkers,																
1.1/7x	May 1,71	CI \$5.19	8¢	-	-	-	\$5.61	-	8/40	1½ x 1st	-	2x	1.1/7x	2x, no duration given	2 hrs	-	
	Feb 16,72	5.69	"				6.15			2 hrs,							
	Jun 1,72	6.09	"				6.58			2x after							
	Nov 1,72	6.39	"				6.90										
	Feb 1,73	6.69	"				7.23										
	Apr 30,73																
	(51)																
	rkers,																
2nd	Mar 27,72	CI \$6.30	8¢	25¢	25¢	-	\$7.30	-	8/40	1½ x 1st	2x	2x	2nd	2x, no duration given	2 hrs	2 hrs	
1.1/7x	Jul 1,72	6.60	"	35¢	"		7.73			2 hrs,			1.1/7x,				
3rd	Nov 1,72	6.90	"	"	"		8.05			2x after			3rd				
1½x	Apr 1,73	7.27	"	"	35¢		8.55						1½x				
	Apr 31,73																
	armosa, renton																
	rkers,																
1.1/7x	May 1,71	CI \$5.19	8¢	-	-	-	\$5.61	-	8/40	1½ x 1st	-	2x	1.1/7x,	2x, no duration given	2 hrs	-	
	Feb 16,72	5.69	"				6.15			2 hrs,							
	Jun 1,72	6.09	"				6.58			2x after							
	Nov 1,72	6.39	"				6.90										
	Feb 1,73	6.69	"				7.23										
	Apr 30,73																
	on (52)																
	rkers,																
2nd	Mar 27,72	CI \$6.30	8¢	25¢	25¢	-	\$7.30	-	8/40	1½ x 1st	2x	2x	2nd	2x, no duration given	2 hrs	2 hrs	
1.1/7x	Jul 1,72	6.60	"	35¢	"		7.73			2 hrs,			1.1/7x,				
3rd	Nov 1,72	6.90	"	"	"		8.05			2x after			3rd				
1½x	Apr 1,73	7.27	"	"	35¢		8.55						1½x				
	Aug 31,73																
	rd Motor																
	nties																

Table 21 (cont'd)

Location and Union	WAGE AND RELATED PAYMENTS FOR REGULARLY SCHEDULED DAYTIME HOURS							SPECIAL FUNDS	STANDARD HOURS	OVERTIME			SHIFT PREMIUMS
	Effective Date	Hourly Rate	Vacation	Health and Welfare	Pension	S.U.B.	Total			After Daily Hours	Saturday	Sunday and Holidays	
Central Ontario Region (52) (cont'd)													
Structural Iron Workers, Loc. 721 (51,57)													
Ontario County	Mar 27,72	CI \$6.30	8%	25¢	25¢	-	\$7.30	-	8/40	1½ x 1st	2x	2x	2nd
Beaverton, Cannington,	Jul 1,72	6.60	"	35¢	"		7.73			2 hrs,			1.1/7x,
Oshawa, Port Perry,	Nov 1,72	6.90	"	"	"		8.05			2x after			3rd
Uxbridge, Whitby	Apr 1,73	7.27	"	"	35¢		8.55						1½x
		Aug 31,73											
Structural Iron Workers, Loc. 736 (53,54,56,57)													
Halton County	Nov 1,71	CI \$5.66	8%	23¢	10¢	-	\$6.44	-	8/40	2x	2x	2x	2nd & 3rd
(except Ford Motor Co.	May 1,72	5.87	"	33¢	"		6.77						1.1/7x
premises in Oakville)	Nov 1,72	6.70	"	"	"		7.67						
		Apr 30,73											
Niagara Region (53)													
Structural Iron Workers, Loc. 736 (52,54,56,57)													
Entire Region	Nov 1,71	CI 5.66	8%	23¢	10¢	-	\$6.44	-	8/40	2x	2x	2x	2nd & 3rd
	May 1,72	5.87	"	33¢	"		6.77						1.1/7x
	Nov 1,72	6.70	"	"	"		7.67						
		Apr 30,73											
Lake Erie Region (54)													
Structural Iron Workers, Loc. 700													
Elgin & Middlesex	May 1,71	CI \$4.83	7%	43¢	10¢	-	\$5.70	-	8/40	2x	2x	2x	2nd & 3rd
Counties	Mar 20,72	5.16	"	"	"		6.05						1.1/7x
	Sep 1,72	5.35	"	"	"		6.25						
	Jan 1,73	5.58	"	"	"		6.50						
		Apr 30,73											
Structural Iron Workers, Loc. 700 (56,57)													
Elgin & Middlesex	May 1,71	R \$4.83	7%	43¢	10¢	-	\$5.70	-	8/40	2x	2x	2x	2nd & 3rd
Counties	Mar 20,72	5.16	"	"	"		6.05						1.1/7x
	Sep 1,72	5.35	"	"	"		6.25						
		Dec 31,72											

Footnotes to Table 21 on page 168

Table 21 (cont'd)

IS	BR	WAGE AND RELATED PAYMENTS FOR REGULARLY SCHEDULED DAYTIME HOURS										OVERTIME			SHIFT PREMIUMS	WORK BREAKS	ROIMAN REPORTING PAY	
		Effective Date	Hourly Rate	Vacation	Health and Welfare	Pension	S.U.B.	Total	SPECIAL FUNDS	STANDARD HOURS	After Daily Hours	Saturday	Sunday and Holidays	General			Inclement Weather	
		Mar 27,72	CI \$6.30	8%	25¢	25¢	-	\$7.30	-	8/40	1½ x 1st	2x	2x	2nd	2x, no duration given	2 hrs	2 hrs	
		Jul 1,72	6.60	"	35¢	"	-	7.73			2 hrs,			1.1/7x,				
		Nov 1,72	6.90	"	"	"	-	8.05			2x after			3rd				
		Apr 1,73	7.27	"	"	35¢	-	8.55						1½x				
		Aug 31,73																
		Nov 1,71	CI \$5.66	8%	23¢	10¢	-	\$6.44	-	8/40	2x	2x	2x	2nd & 3rd	2x, no duration given	2 hrs	-	
		May 1,72	5.87	"	33¢	"	-	6.77						1.1/7x				
		Nov 1,72	6.70	"	"	"	-	7.67										
		Apr 30,73																
		Nov 1,71	CI 5.66	8%	23¢	10¢	-	\$6.44	-	8/40	2x	2x	2x	2nd & 3rd	2x, no duration given	2 hrs	-	
		May 1,72	5.87	"	33¢	"	-	6.77						1.1/7x				
		Nov 1,72	6.70	"	"	"	-	7.67										
		Apr 30,73																
		May 1,71	CI \$4.83	7%	43¢	10¢	-	\$5.70	-	8/40	2x	2x	2x	2nd & 3rd	10mins every 2 hrs	2 hrs	1 hr	
		Mar 20,72	5.16	"	"	"	-	6.05						1.1/7x				
		Sep 1,72	5.35	"	"	"	-	6.25										
		Jan 1,73	5.58	"	"	"	-	6.50										
		Apr 30,73																
		May 1,71	R \$4.83	7%	43¢	10¢	-	\$5.70	-	8/40	2x	2x	2x	2nd & 3rd	10mins every 2 hrs	2 hrs	1 hr	
		Mar 20,72	5.16	"	"	"	-	6.05						1.1/7x				
		Sep 1,72	5.35	"	"	"	-	6.25										
		Dec 31,72																

Table 21 (cont'd)

Location and Union	WAGE AND RELATED PAYMENTS FOR REGULARLY SCHEDULED DAYTIME HOURS							SPECIAL FUNDS	STANDARD HOURS	OVERTIME			SHIFT PREMIUM
	Effective Date	Hourly Rate	Vaca- tion	Health and Welfare	Pen- sion	S.U.B.	Total			After Daily Hours	Saturday	Sunday and Holidays	
<u>Lake Erie Region (54)</u> (cont'd)													
Structural Iron Workers, Loc. 736 (52,53,56,57)													
Norfolk & Oxford Counties													
	Nov 1,71	CI \$5.66	8%	23¢	10¢	-	\$6.44	-	8/40	2x	2x	2x	2nd & 1.1/72
	May 1,72	5.87	"	33¢	"	"	6.77						
	Nov 1,72	6.70	"	"	"	"	7.67						
		Apr 30,73											
Structural Iron Workers, Loc. 736 (56,57)													
Oxford County													
	Nov 1,71	R \$5.66	8%	23¢	10¢	-	\$6.44	-	8/40	2x	2x	2x	2nd & 1.1/72
	May 1,72	5.87	"	33¢	"	"	6.77						
	Nov 1,72	6.70	"	"	"	"	7.67						
		Dec 31,72											
<u>Lake St. Clair Region (55)</u>													
Structural Iron Workers, Loc. 700													
Essex & Kent Counties													
	May 1,71	CI \$5.25	8%	35¢	35¢	10¢ ⁽¹⁾	\$6.47	-	8/40	2x	2x	2x	2nd & 1.1/72
	Mar 6,72	5.68	"	43¢	"	"	7.01						
	Jul 1,72	5.85	9%	"	"	"	7.26						
	Nov 1,72	6.05	"	"	"	" ⁽¹⁾	7.47						
Lambton County													
	May 1,71	CI \$5.09	8%	35¢	35	10¢	6.30	-	8/40	2x	2x	2x	2nd & 1.1/72
	Mar 6,72	5.68	"	43¢	"	"	7.01						
	Jul 1,72	5.85	9%	"	"	"	7.26						
	Nov 1,72	6.05	"	"	"	"	7.47						
		Apr 30,73											
Structural Iron Workers, Loc. 700													
Essex & Kent Counties													
	May 1,71	R \$5.25	8%	35¢	35¢	10¢ ⁽¹⁾	\$6.47	-	8/40	2x	2x	2x	2nd & 1.1/72
	Mar 6,72	5.68	"	43¢	"	"	7.01						
	Jul 1,72	5.85	9%	"	"	"	7.26						
	Nov 1,72	6.05	"	"	"	"	7.47						
		Apr 30,73											
<u>Midwestern Ontario Region (56)</u>													
Structural Iron Workers, Loc. 736 (52,53,54,57)													
Entire Region													
	Nov 1,71	CI \$5.66	8%	23¢	10¢	-	\$6.44	-	8/40	2x	2x	2x	2nd & 1.1/72
	May 1,72	5.87	"	33¢	"	"	6.77						

Table 21 (cont'd)

RODMAN

SHIFT PREMIUM	WAGE AND RELATED PAYMENTS FOR REGULARLY SCHEDULED DAYTIME HOURS								SPECIAL FUNDS	STANDARD HOURS	OVERTIME			SHIFT PREMIUMS	WORK BREAKS	REPORTING PAY	
	Effective Date	Hourly Rate	Vacation	Health and Welfare	Pension	S.U.B.	Total	After Daily Hours			Saturday	Sunday and Holidays	General			Inclement Weather	
ers, (7)	Nov 1,71	CI \$5.66	8%	23¢	10¢	-	\$6.44	-	8/40	2x	2x	2x	2nd & 3rd 1.1/7x	2x, no duration given	2 hrs	-	
	May 1,72	5.87	"	33¢	"	"	6.77										
	Nov 1,72	6.70	"	"	"	"	7.67										
		Apr 30,73															
ers,	Nov 1,71	R \$5.66	8%	23¢	10¢	-	\$6.44	-	8/40	2x	2x	2x	2nd & 3rd 1.1/7x	2x, no duration given	2 hrs	-	
	May 1,72	5.87	"	33¢	"	"	6.77										
	Nov 1,72	6.70	"	"	"	"	7.67										
		Dec 31,72															
(55)	May 1,71	CI \$5.25	8%	35¢	35¢	10¢ ⁽¹⁾	\$6.47	-	8/40	2x	2x	2x	2nd & 3rd 1.1/7x	2x, no duration given	2 hrs	-	
	Mar 6,72	5.68	"	43¢	"	"	7.01										
	Jul 1,72	5.85	9%	"	"	"	7.26										
	Nov 1,72	6.05	"	"	"	" ⁽¹⁾	7.47										
ers,	May 1,71	CI \$5.09	8%	35¢	35	10¢	6.30	-	8/40	2x	2x	2x	2nd & 3rd 1.1/7x	2x, no duration given	2 hrs	-	
	Mar 6,72	5.68	"	43¢	"	"	7.01										
	Jul 1,72	5.85	9%	"	"	"	7.26										
	Nov 1,72	6.05	"	"	"	"	7.47										
		Apr 30,73															
nties	May 1,71	R \$5.25	8%	35¢	35¢	10¢ ⁽¹⁾	\$6.47	-	8/40	2x	2x	2x	2nd & 3rd 1.1/7x	2x, no duration given	2 hrs	-	
	Mar 6,72	5.68	"	43¢	"	"	7.01										
	Jul 1,72	5.85	9%	"	"	"	7.26										
	Nov 1,72	6.05	"	"	"	"	7.47										
		Apr 30,73															
ion (56)	Nov 1,71	CI \$5.66	8%	23¢	10¢	-	\$6.44	-	8/40	2x	2x	2x	2nd & 3rd 1.1/7x	2x, no duration given	2 hrs	-	
	May 1,72	5.87	"	33¢	"	"	6.77										

Table 21 (cont'd)

Location and Union	WAGE AND RELATED PAYMENTS FOR REGULARLY SCHEDULED DAYTIME HOURS							SPECIAL FUNDS	STANDARD HOURS	OVERTIME			SHIFT PREMIUMS	WORKING HOURS
	Effective Date	Hourly Rate	Vaca- tion	Health and Welfare	Pen- sion	S.U.I.	Total			After Daily Hours	Saturday	Sunday and Holidays		
<u>Midwestern Ontario Region (56)</u> (cont'd)														
Structural Iron Workers Loc. 736 (52,53,54,57) (cont'd)														
Lntire Region	Nov 1,72	CI \$6.70 Apr 30,73	8%	33¢	10¢	-	\$7.67	-						
Structural Iron Workers Loc. 736 (54,57)														
Huron & Perth Counties	Nov 1,71 May 1,72 Nov 1,72	R \$5.66 5.87 6.70 Dec 31,72	8% " "	23¢ 33¢ "	10¢ " "	-	\$6.44 6.77 7.67	-	8/40	2x	2x	2x	2nd & 3rd 1.1/7x	2x, dur- tio- give
<u>Georgian Bay Region (57)</u>														
Structural Iron Workers, Loc. 721 (51,52)														
Dufferin & Simcoe Counties and Muskoka District	Mar 27,72 Jul 1,72 Nov 1,72 Apr 1,73	CI \$6.30 6.60 6.90 7.27 Aug 31,73	8% " " "	23¢ 33¢ " "	25¢ " " 35¢	-	\$7.30 7.73 8.05 8.55	-	8/40	1½ x 1st 2 hrs. 2x after	2x	2x	2nd 1.1/7x, 3rd 1½x	2x, dur- tio- give
Structural Iron Workers Loc. 736 (52,53,54,56)														
Bruce & Grey Counties	Nov 1,71 May 1,72 Nov 1,72	CI \$5.66 5.87 6.70 Apr 30,73	8% " "	23¢ 33¢ "	10¢ " "	-	\$6.44 6.77 7.67	-	8/40	2x	2x	2x	2nd & 3rd 1.1/7x	2x, dur- tio- give
Structural Iron Workers Loc. 736 (54,56)														
Bruce County	Nov 1,71 May 1,72 Nov 1,72	CI \$5.66 5.87 6.70 Dec 31,72	8% " "	23¢ 33¢ "	10¢ " "	-	\$6.44 6.77 7.67	-	8/40	2x	2x	2x	2nd & 3rd 1.1/7x	2x, dur- tio- give

Footnotes to Table 21 on page 168

Table 21 (cont'd)

RODMAN

WORK DESCRIPTION	WAGE AND RELATED PAYMENTS FOR REGULARLY SCHEDULED DAYTIME HOURS								SPECIAL FUNDS	STANDARD HOURS	OVERTIME			SHIFT PREMIUMS	WORK BREAKS	REPORTING PAY	
	Effective Date	Hourly Rate	Vaca- tion	Health and Welfare	Pena- sion	S.U.B.	Total	After Daily Hours			Saturday	Sunday and Holidays	General			Inclement Weather	
(50)	Nov 1, 72	CI \$6.70 Apr 30, 73	8%	35¢	10¢		\$7.67										
2x, dur- tion giv-	Nov 1, 71 May 1, 72 Nov 1, 72	R \$5.66 5.87 6.70 Dec 31, 72	8% " "	25¢ 35¢ "	10¢ " "	-	\$6.44 6.77 7.67	8/40	2x	2x	2x	2nd & 3rd 1.1/7x	2x, no dura- tion given	2 hrs	-		
2x, dur- tion giv-	Mar 27, 72 Jul 1, 72 Nov 1, 72 Apr 1, 73	CI \$6.30 6.60 6.90 7.27 Aug 31, 73	8% " " "	25¢ 35¢ " "	25¢ " " 35¢	-	\$7.30 7.73 8.05 8.55	8/40	1 1/2 x 1st 2 hrs, 2x after	2x	2x	2nd 1.1/7x, 3rd 1 1/2x	2x, no dura- tion given	2 hrs	2 hrs		
2x, dur- tion giv-	Nov 1, 71 May 1, 72 Nov 1, 72	CI \$5.66 5.87 6.70 Apr 30, 73	8% " "	25¢ 35¢ "	10¢ " "	-	\$6.44 6.77 7.67	8/40	2x	2x	2x	2nd & 3rd 1.1/7x	2x, no dura- tion given	2 hrs	-		
2x, dur- tion giv-	Nov 1, 71 May 1, 72 Nov 1, 72	CI \$5.66 5.87 6.70 Dec 31, 72	8% " "	25¢ 35¢ "	10¢ " "	-	\$6.44 6.77 7.67	8/40	2x	2x	2x	2nd & 3rd 1.1/7x	2x, no dura- tion given	2 hrs	-		

Table 21 (cont'd)

Location and Union	WAGE AND RELATED PAYMENTS FOR REGULARLY SCHEDULED DAYTIME HOURS							SPECIAL FUNDS	STANDARD HOURS	OVERTIME			SHIFT PREMIUM
	Effective Date	Hourly Rate	Vaca- tion	Health and Welfare	Pen- sion	S.U.B.	Total			After Daily Hours	Saturday	Sunday and Holidays	
<u>Georgian Bay Region (57)</u> (cont'd)													
Structural Iron Workers, Loc. 786 (58)													
Parry Sound District													
	May 1,71	CI \$5.00	8%	23¢	15¢	-	\$5.78	IF2¢	8/40	2x	2x	2x	2
	Feb 2,72	5.51	"	33¢	20¢		6.48						1.1/1
	May 1,72	5.91	9%	"	"		6.97						3
	Nov 1,72	6.16	"	"	"		7.24						1.1/1
	Jan 1,73	6.45	"	"	"		7.56						
		Apr.30,73											
<u>Northeastern Ontario Region (58)</u>													
Structural Iron Workers, Loc. 759 (59)													
Cochrane District (north part)													
	Jun 1,71	CI \$5.11	(2) 8%	15¢	-	-	\$5.67	-	8/40	2x	2x	2x	2nd & 1.1/7
	Dec 1,71	5.51	"	"			6.10						
	Jun 1,72	5.96	"	"			6.59						
	Dec 1,72	6.41	"	"			7.07						
		Apr.30,73											
Structural Iron Workers, Loc. 786 (57)													
Algoma, Manitoulin, Nipissing, Sudbury, & Timiskaming Districts													
	May 1,71	CI \$5.00	8%	23¢	15¢	-	\$5.78	IF2¢	8/40	2x	2x	2x	2
	Feb 2,72	5.51	"	33¢	20¢		6.48						1.1/1
	May 1,72	5.91	9%	"	"		6.97						3r
	Nov 1,72	6.16	"	"	"		7.24						1.1/1
	Jan 1,73	6.45	"	"	"		7.56						
		Apr.30,73											
<u>Lakehead - Northwestern Ontario Region (59)</u>													
Structural Iron Workers, Loc. 759 (58)													
	Jun 1,71	CI \$5.11	(2) 8%	15¢	-	-	\$5.67	-	8/40	2x	2x	2x	2nd & 1.1/7
	Dec 1,71	5.51	"	"			6.10						
	Jun 1,72	5.96	"	"			6.59						
	Dec 1,72	6.41	"	"			7.07						
		Apr.30,73											
Entire Region													

Table 21 (cont'd)

SHIFT PREMIUM	Division	WAGE AND RELATED PAYMENTS FOR REGULARLY SCHEDULED DAYTIME HOURS							SPECIAL FUNDS	STANDARD HOURS	OVERTIME			SHIFT PREMIUMS	WORK BREAKS	RODMAN REPORTING PAY	
		Effective Date	Hourly Rate	Vacation	Health and Welfare	Pension	S.U.B.	Total			After Daily Hours	Saturday	Sunday and Holidays			General	Inclement Weather
	(57)																
	Workers,																
1.1/1	2nd District	May 1,71	CI \$5.00	8%	23¢	15¢	-	\$5.78	IF2¢	8/40	2x	2x	2x	2nd 1.1/15x, 3rd 1.1/7x	2x10 mins	2 hrs -	
		Feb 2,72	5.51	"	33¢	20¢		6.48									
		May 1,72	5.91	9%	"	"		6.97									
1.1/1		Nov 1,72	6.16	"	"	"		7.24									
		Jan 1,73	6.45	"	"	"		7.56									
		Apr. 30,73															
	Region																
	Workers,																
2nd & 1.1/7	2nd District	Jun 1,71	CI \$5.11	(2) 8%	15¢	-	-	\$5.67	-	8/40	2x	2x	2x	2nd & 3rd 1.1/7x	2x10 mins	2 hrs -	
		Dec 1,71	5.51	"	"			6.10									
		Jun 1,72	5.96	"	"			6.59									
		Dec 1,72	6.41	"	"			7.07									
		Apr. 30,73															
	Workers,																
1.1/1	Lin, Murray, & 3rd Districts	May 1,71	CI \$5.00	8%	23¢	15¢	-	\$5.78	IF2¢	8/40	2x	2x	2x	2nd 1.1/15x, 3rd 1.1/7x	2x10 mins	2 hrs -	
		Feb 2,72	5.51	"	33¢	20¢		6.48									
		May 1,72	5.91	9%	"	"		6.97									
1.1/1		Nov 1,72	6.16	"	"	"		7.24									
		Jan 1,73	6.45	"	"	"		7.56									
		Apr. 30,73															
	Smith, Timmins																
	Region																
2nd & 1.1/7	Workers,	Jun 1,71	CI \$5.11	(2) 8%	15¢	-	-	\$5.67	-	8/40	2x	2x	2x	2nd & 3rd 1.1/7x	2x10 mins	2 hrs -	
		Dec 1,71	5.51	"	"			6.10									
		Jun 1,72	5.96	"	"			6.59									
		Dec 1,72	6.41	"	"			7.07									
		Apr. 30,73															

Table 21 - Rodman

Footnotes

- (1) - Savings Plan
- (2) - Includes 7% vacation pay and 1% statutory holiday pay.

Table 22

HOURS, WAGES AND RELATED PAYMENTS FOR ROOFERS
UNDER ONTARIO CONSTRUCTION AGREEMENTS, BY LOCATION AND UNION

Location and Union	WAGE AND RELATED PAYMENTS FOR REGULARLY SCHEDULED DAYTIME HOURS							SPECIAL FUNDS	STANDARD HOURS	OVERTIME			SH PREM	
	Effective Date	Hourly Rate	Vaca- tion	Health and Welfare	Pen- sion	S.U.B.	Total			After Daily Hours	Saturday	Sunday and Holidays		
<u>Eastern Ontario Region (50)</u>														
Sheet Metal Workers, Loc. 47														
Ottawa & surrounding municipalities	Oct 18,71	\$4.80	7%	-	-	-	\$5.14	-	9/45	1½x after weekly hours	1½x	2x		
	May 1,72	5.05	"				5.40							
	Nov 1,72	5.30	"				5.67							
	Apr 30,73													
Sheet Metal Workers, Loc. 269 (51)														
Frontenac & Leeds Counties	Nov 1,71	\$4.90	8%	-	-	-	\$5.29	-	8/40	1½x 1st 4 hrs, 2x after	1½x to noon, 2x after	2x	1.1	
	May 1,72	5.20	"				5.62							
	Nov 1,72	5.45	"				5.89							
	Apr 30,73													
<u>Lake Ontario Region (51)</u>														
Sheet Metal Workers, Loc. 269 (50)														
Lennox-Addington County	Nov 1,71	\$4.90	8%	-	-	-	\$5.29	-	8/40	1½x 1st 4 hrs, 2x after	1½x to noon, 2x after	2x	1.1	
	May 1,72	5.20	"				5.62							
	Nov 1,72	5.45	"				5.89							
	Apr 30,73													
Sheet Metal Workers, Loc. 269														
Hastings County	Nov 1,71	\$4.55	(1)	-	-	-	(1)	-	8/40	-	1½x	2x		
Belleville, Deseronto, Frankford, Madoc, Marmora, Stirling, Trenton & Tweed	May 1,72	4.85	"				"							
Northumberland County	Nov 1,72	5.15	"				"							
Brighton, Campbellford & Colborne	Apr 30,73													
Prince Edward County														

Footnotes to Table 22 on page 174

Table 22

HOURS, WAGES AND RELATED PAYMENTS FOR ROOFERS
UNDER ONTARIO CONSTRUCTION AGREEMENTS, BY LOCATION AND UNION

SH PREM	Union	WAGE AND RELATED PAYMENTS FOR REGULARLY SCHEDULED DAYTIME HOURS								SPECIAL FUNDS	STANDARD HOURS	OVERTIME			SHIFT PREMIUMS	WORK BREAKS	ROOFER REPORTING PAY	
		Effective Date	Hourly Rate	Vaca- tion	Health and Welfare	Pen- sion	S.U.B.	Total	After Daily Hours			Saturday	Sunday and Holidays	General			Inclement Weather	
	(50)																	
	Loc. 47																	
	ding	Oct 18,71	\$4.80	7%	-	-	\$5.14	-	9/45	1½x after weekly hours	1½x	2x	-	-	2 hrs	-		
		May 1,72	5.05	"			5.40											
		Nov 1,72	5.30	"			5.67											
		Apr 30,73																
	Loc. 269																	
1.1	s	Nov 1,71	\$4.90	8%	-	-	\$5.29	-	8/40	1½x 1st 4 hrs, 2x after	1½x to noon, 2x after	2x	1.1/7x	-	2 hrs	-		
		May 1,72	5.20	"			5.62											
		Nov 1,72	5.45	"			5.89											
		Apr 30,73																
	(1)																	
	Loc. 269																	
1.1	County	Nov 1,71	\$4.90	8%	-	-	\$5.29	-	8/40	1½x 1st 4 hrs, 2x after	1½x to noon, 2x after	2x	1.1/7x	-	2 hrs	-		
		May 1,72	5.20	"			5.62											
		Nov 1,72	5.45	"			5.89											
		Apr 30,73																
	Loc. 269																	
	eronto,	Nov 1,71	\$4.55	(1)	-	-	(1)	-	8/40	-	1½x	2x	-	-	2 hrs	-		
	oc,	May 1,72	4.85	"			"											
	ing,	Nov 1,72	5.15	"			"											
	l	Apr 30,73																
	ounty																	
	pellford																	
	ounty																	

Table 22 (cont'd.)

Location and Union	WAGE AND RELATED PAYMENTS FOR REGULARLY SCHEDULED DAYTIME HOURS							SPECIAL FUNDS	STANDARD HOURS	OVERTIME			SHIFT PREMIUMS	WO BR
	Effective Date	Hourly Rate	Vaca- tion	Health and Welfare	Pen- sion	S.U.B.	Total			After Daily Hours	Saturday	Sunday and Holidays		
<u>Lake Ontario Region (51)</u> (cont'd.)														
Sheet Metal Workers, Loc. 392														
Durham County	Dec 28, 71	\$4.35	8%	-	-	-	\$4.70	-	8/40	1½x	2x	2x	2nd & 3rd 1.1/7x	
Newcastle & Port Hope		Jun 28, 72												
Hastings County														
Bancroft														
Haliburton, Peterborough & Victoria Counties														
<u>Central Ontario Region (52)</u>														
Sheet Metal Workers, Loc. 30 (57)														
Halton County	Nov 1, 71	\$5.89	8%	-	-	-	\$6.36	-	8/40	2x	2x	2x	-	
Oakville (east of Sixteen Mile Creek)	May 1, 72	6.89	"				7.44							
Ontario County	Nov 1, 72	6.89	9%				7.51							
Ajax & Pickering		Apr 30, 73												
Peel & York Counties														
Sheet Metal Workers, Loc. 568 (53)														
Halton County	Oct 4, 71	\$5.27	8%	-	-	-	\$5.69	-	9/45	1½x	2x	2x	2nd & 3rd 1.1/7x	2 x mi
Burlington, Milton,	Jan 1, 72	5.72	"				6.18							
Oakville (west of Sixteen Mile Creek)	May 1, 72	6.17	"				6.66							
	Nov 1, 72	6.62	9%				7.22							
		Apr 30, 73												
<u>Niagara Region (53)</u>														
Sheet Metal Workers, Loc. 568 (54)														
Brant County	Nov 1, 71	\$4.35	8%	-	-	-	\$4.70	-	9/45	1½x to 10 pm	1½x to 10 pm	2x	2nd & 3rd 1.1/7x	2 x mi
	May 1, 72	4.70	9%				5.12			2x after	2x after			
	Nov 1, 72	5.00	"				5.45							
		Apr 30, 73												

Footnotes to Table 22 on page 174

Table 22 (cont'd.)

WAGE BRIEF	WAGE AND RELATED PAYMENTS FOR REGULARLY SCHEDULED DAYTIME HOURS								SPECIAL FUNDS	STANDARD HOURS	OVERTIME			SHIFT PREMIUMS	WORI. BREAKS	ROOFER REPORTING PAY	
	Effective Date	Hourly Rate	Vaca- tion	Health and Welfare	Pen- sion	S.U.B.	Total	After Daily Hours			Saturday	Sunday and Holidays	General			Inclement Weather	
392	Dec 28, 71	\$4.35	8%	-	-	-	\$4.70	-	8/40	1½x	2x	2x	2nd & 3rd 1.1/7x	-	-	-	
	Jun 28, 72																
50	Nov 1, 71	\$5.89	8%	-	-	-	\$6.36	-	8/40	2x	2x	2x	-	-	2 hrs	-	
	May 1, 72	6.89	"				7.44										
	Nov 1, 72	6.89	9%				7.51										
	Apr 30, 73																
568	Oct 4, 71	\$5.27	8%	-	-	-	\$5.69	-	9/45	1½x	2x	2x	2nd & 3rd 1.1/7x	2 x 10 mins	2 hrs	-	
	Jan 1, 72	5.72	"				6.18										
	May 1, 72	6.17	"				6.66										
	Nov 1, 72	6.62	9%				7.22										
	Apr 30, 73																
568	Nov 1, 71	\$4.35	8%	-	-	-	\$4.70	-	9/45	1½x to 10 pm	1½x to 10 pm	2x	2nd & 3rd 1.1/7x	2 x 10 mins	2 hrs	-	
	May 1, 72	4.70	9%				5.12			2x after	2x after						
	Nov 1, 72	5.00	"				5.45										
	Apr 30, 73																

Table 22 (cont'd.)

Location and Union	WAGE AND RELATED PAYMENTS FOR REGULARLY SCHEDULED DAYTIME HOURS							SPECIAL FUNDS	STANDARD HOURS	OVERTIME			SHIFT PREMIUM
	Effective Date	Hourly Rate	Vaca- tion	Health and Welfare	Pen- sion	S.U.B.	Total			After Daily Hours	Saturday	Sunday and Holidays	
<u>Niagara Region (53)</u> (cont'd.)													
Sheet Metal Workers, Loc. 568 (52)													
Haldimand, Lincoln, Welland & Wentworth Counties	Oct 4,71	\$5.27	8%	-	-	-	\$5.69	-	9/45	1½x	2x	2x	2nd & 3rd 1.1/7x
	Jan 1,72	5.72	"				6.18						
	May 1,72	6.17	"				6.66						
	Nov 1,72	6.62	9%				7.22						
	Apr 30,73												
<u>Lake Erie Region (54)</u>													
Sheet Metal Workers, Loc. 473 (56, 57)													
Elgin, Middlesex & Oxford Counties (East part of Oxford also included in Loc. 568's Agrt.)	Nov 1,71	\$5.32	8%	30¢	-	-	\$6.05	-	8/40	2x	2x	2x	2nd & 3rd 1½x
	May 1,72	5.92	9%	"			6.75						
	Apr 30,73												
Sheet Metal Workers, Loc. 568 (53)													
Norfolk County	Nov 1,71	\$4.35	8%	-	-	-	\$4.70	-	9/45	1½x to 10 pm	1½x to 10 pm	2x	2nd & 3rd 1.1/7x
Oxford County	May 1,72	4.70	9%				5.12						
Norwich & Tavistock (All Oxford also included in Loc. 473's Agrt.)	Nov 1,72	5.00	"				5.45			2x after	2x after		
<u>Lake St. Clair Region (55)</u>													
Sheet Metal Workers, Loc. 235													
Essex & Kent Counties	Jul 22,71	\$5.25	(3) 8%	30¢	-	-	\$5.97	IF 2¢	8/40	2x	2x	2x	2nd & 3rd 1.1/7x
	May 1,72	5.70	"	"			6.46						
	Apr 30,73												
Sheet Metal Workers, Loc. 539													
Lambton County	May 1,71	\$5.37	9%	-	-	-	\$5.85	-	8/40	2x	2x	2x	1.1/7x
	May 1,72	5.74	"				6.26						
	May 1,73	6.15	"				6.70						
	May 1,74	6.58	"				7.17						
	Apr 30,75												

Footnotes to Table 22 on page 174

Table 22 (cont'd.)

ROOFER

SHIFT PREMIUM	Location	WAGE AND RELATED PAYMENTS FOR REGULARLY SCHEDULED DAYTIME HOURS							SPECIAL FUNDS	STANDARD HOURS	OVERTIME			SHIFT PREMIUMS	WORK BREAKS	REPORTING PAY	
		Effective Date	Hourly Rate	Vacation	Health and Welfare	Pension	S.U.B.	Total			After Daily Hours	Saturday	Sunday and Holidays			General	Inclement Weather
	Loc. 568																
2nd & 3rd 1.1/7x	Polk, North	Oct 4,71	\$5.27	8%	-	-	-	\$5.69	-	9/45	1 1/2x	2x	2x	2nd & 3rd 1.1/7x	2 x 10 mins	2 hrs	-
		Jan 1,72	5.72	"				6.18									
		May 1,72	6.17	"				6.66									
		Nov 1,72	6.62	9%				7.22									
		Apr 30,73															
	Loc. 473																
2nd & 3rd 1 1/2x	W & Oxford	Nov 1,71	\$5.32	8%	30¢	-	-	\$6.05	-	8/40	2x	2x	2x	2nd & 3rd 1 1/2x	2 x 10 mins	-	(2) 4 hrs
	Oxford also Loc. 568's	May 1,72	5.92	9%	"			6.75									
		Apr 30,73															
	Loc. 568																
2nd & 3rd 1.1/7x	Wastock (so included Agrt.)	Nov 1,71	\$4.35	8%	-	-	-	\$4.70	-	9/45	1 1/2x to 10 pm	1 1/2x to 10 pm	2x	2nd & 3rd 1.1/7x	2 x 10 mins	2 hrs	-
		May 1,72	4.70	9%				5.12									
		Nov 1,72	5.00	"				5.45			2x after	2x after					
	(55)																
	Loc. 235																
2nd & 3rd 1.1/7x	Counties	Jul 22,71	\$5.25	(3)	30¢	-	-	\$5.97	IF 2¢	8/40	2x	2x	2x	2nd & 3rd 1.1/7x	2 x 10 mins	2 hrs	2 hrs
		May 1,72	5.70	"	"			6.46									
		Apr 30,73															
	Loc. 539																
1.1/7x		May 1,71	\$5.37	9%	-	-	-	\$5.85	-	8/40	2x	2x	2x	1.1/7x	-	-	2 hrs
		May 1,72	5.74	"				6.26									
		May 1,73	6.15	"				6.70									
		May 1,74	6.58	"				7.17									
		Apr 30,75															

Table 22 (cont'd.)

Location and Union	WAGE AND RELATED PAYMENTS FOR REGULARLY SCHEDULED DAYTIME HOURS							SPECIAL FUNDS	STANDARD HOURS	OVERTIME			SHIFT PREMIUMS	W BH
	Effective Date	Hourly Rate	V-a- tion	Health and Welfare	Pen- sion	S.U.B.	Total			After Daily Hours	Saturday	Sunday and Holidays		
<u>Midwestern Ontario Region (56)</u>														
Sheet Metal Workers, Loc. 473 (54, 57)														
Huron & Perth Counties	Nov 1,71	\$5.32	8%	30¢	-	-	\$6.05	-	8/40	2x	2x	2x	2nd & 3rd 1½x	2
	May 1,72	5.92	9%	"	-	-	6.75							
	Apr 30,73													
Sheet Metal Workers, Loc. 562														
Waterloo County	Nov 1,71	\$4.49	7%	(4)	-	-	(4)	-	9/45	1½x	1½x	2x	2nd & 3rd 1.1/8x	
Galt, Kitchener & Waterloo	May 1,72	4.77	"	"										
Wellington County	Nov 1,72	5.05	"	"										
Guelp	Apr 30,73													
<u>Georgian Bay Region (57)</u>														
Sheet Metal Workers, Loc. 30 (52)														
Dufferin & Grey Counties	Nov 1,71	\$5.89	8%	-	-	-	\$6.36	-	8/40	2x	2x	2x	-	
Muskoka & Parry Sound	May 1,72	6.89	"				7.44							
Districts & Simcoe County	Nov 1,72	6.89	9%				7.51							
	Apr 30,73													
Sheet Metal Workers, Loc. 473 (54, 56)														
Bruce County	Nov 1,71	\$5.32	8%	30¢	-	-	\$6.05	-	8/40	2x	2x	2x	2nd & 3rd 1½x	2
	May 1,72	5.92	9%	"			6.75							
	Apr 30,73													
<u>Northeastern Ontario Region (58)</u>														
Sheet Metal Workers, Loc. 504														
Algoma District	Dec 1,72	\$4.10	7%	-	-	-	\$4.39	-	8/40	2x	2x	2x	2nd & 3rd 1.1/8x	
Blind River, Sault Ste. Marie & Thessalon	May 1,73	4.40	"				4.71							
	Nov 1,73	4.70	"				5.03							
	May 1,74	5.00	"				5.35							
	Nov. 30,74													

Footnotes to Table 22 on page 174

Table 22 (cont'd.)

MS	BR	Job Title	WAGE AND RELATED PAYMENTS FOR REGULARLY SCHEDULED DAYTIME HOURS								SPECIAL FUNDS	STANDARD HOURS	OVERTIME			SHIFT PREMIUMS	WORK BREAKS	ROOFER REPORTING PAY	
			Effective Date	Hourly Rate	Vacation	Health and Welfare	Pension	S.U.B.	Total	After Daily Hours			Saturday	Sunday and Holidays	General			Inclement Weather	
		(56)																	
		473																	
		es	Nov 1, 71	\$5.32	8%	30¢	-	-	\$6.05	-	8/40	2x	2x	2x	2nd & 3rd 1½x	2 x 10 mins	-	(2) 4 hrs	
		m	May 1, 72	5.92	9%	"	-	-	6.75										
			Apr 30, 73																
		562																	
			Nov 1, 71	\$4.49	7%	(4)	-	-	(4)	-	9/45	1½x	1½x	2x	2nd & 3rd 1.1/8x	-	2 hrs	-	
			May 1, 72	4.77	"	"	-	-											
			Nov 1, 72	5.05	"	"	-	-											
			Apr 30, 73																
		30																	
		s	Nov 1, 71	\$5.89	8%	-	-	-	\$6.36	-	8/40	2x	2x	2x	-	-	2 hrs	-	
		ty	May 1, 72	6.89	"	-	-	-	7.44										
			Nov 1, 72	6.89	9%	-	-	-	7.51										
			Apr 30, 73																
		473																	
		rd	Nov 1, 71	\$5.32	8%	30¢	-	-	\$6.05	-	8/40	2x	2x	2x	2nd & 3rd 1½x	2 x 10 mins	-	(2) 4 hrs	
		m	May 1, 72	5.92	9%	"	-	-	6.75										
			Apr 30, 73																
		(58)																	
		504																	
		rd	Dec 1, 72	\$4.10	7%	-	-	-	\$4.39	-	8/40	2x	2x	2x	2nd & 3rd 1.1/8x	-	4 hrs	2 hrs	
		Ste.	May 1, 73	4.40	"	-	-	-	4.71										
			Nov 1, 73	4.70	"	-	-	-	5.03										
			May 1, 74	5.00	"	-	-	-	5.35										
			Nov. 30, 74																

Table 22 (cont d.)

Location and Union	WAGE AND RELATED PAYMENTS FOR REGULARLY SCHEDULED DAYTIME HOURS							SPECIAL FUNDS	STANDARD HOURS	OVERTIME			SHIFT PREMIUM
	Effective Date	Hourly Rate	Vaca- tion	Health and Welfare	Pen- sion	S.U.B.	Total			After Daily Hours	Saturday	Sunday and Holidays	
<u>Lakehead-Northwestern Ontario Region (59)</u>													
Sheet Metal Workers, Loc. 397													
Thunder Bay District	Feb 28, 72	\$4.10	6%	25¢	-	-	\$4.60	-	8/40	1½x after 9 hours	1½x	2x	15¢ per h
	Sep 1, 72	4.35	"	"			4.86						
	Jan 1, 73	4.60	"	"			5.13						
	May 1, 73	4.95	7%	"			5.55						
	Sep 1, 73	5.30	"	"			5.92						
	Jan 1, 74	5.60	"	"			6.24						
	Apr 30, 74												

Footnotes to Table 22 on page 174

Table 22 (cont d.)

173

SHIFT PREMIUM	Union	WAGE AND RELATED PAYMENTS FOR REGULARLY SCHEDULED DAYTIME HOURS							SPECIAL FUNDS	STANDARD HOURS	OVERTIME			SHIFT PREMIUMS	WORK BREAKS	ROOFER REPORTING PAY	
		Effective Date	Hourly Rate	Vacation	Health and Welfare	Pension	S.U.B.	Total			After Daily Hours	Saturday	Sunday and Holidays			General	Inclement Weather
	h Ontario																
	s, Loc.397																
15¢ per hr	strict	Feb 28, 72	\$4.10	6%	25¢	-	-	\$4.60	-	8/40	1½x after 9 hours	1½x	2x	15¢ per hr	-	2 hrs	-
		Sep 1, 72	4.35	"	"			4.86									
		Jan 1, 73	4.60	"	"			5.13									
		May 1, 73	4.95	7%	"			5.55									
		Sep 1, 73	5.30	"	"			5.92									
		Jan 1, 74	5.60	"	"			5.24									
		Apr 30, 74															

Table 22 - RooferFootnotes

- (1) - 4% after 1 year's service, 5% after 2 years, 6% after 3 years, 7% after 4 years, and 8% after 5 years. Because vacation pay varies with length of service, no totals were calculated.
- (2) - If work commences and ceases within the first 4 hours.
- (3) - Includes 4% vacation pay, and 4% statutory holiday pay.
- (4) - Employer pays 50% of cost of health and welfare. Because the amount the employer pays per hour to health and welfare could not be determined, no totals were calculated.

Table 23

HOURS, WAGES AND RELATED PAYMENTS FOR SHEET METAL WORKERS
UNDER ONTARIO CONSTRUCTION AGREEMENTS, BY LOCATION AND UNION

Location and Union	WAGE AND RELATED PAYMENTS FOR REGULARLY SCHEDULED DAYTIME HOURS							SPECIAL FUNDS	STANDARD HOURS	OVERTIME			SHIFT PREMIUM
	Effective Date	Hourly Rate	Vaca- tion	Health and Welfare	Pen- sion	S.U.B.	Total			After Daily Hours	Saturday	Sunday and Holidays	
<u>Eastern Ontario Region (50)</u>													
Sheet Metal Workers, Loc.47 (58)													
Carleton, Dundas, Glen- garry, Grenville, Lanark, Prescott, Renfrew, Russell & Stormont Counties	Nov 1,71	\$6.50	9%	30¢	-	-	\$7.39	-	8/40	2x	2x	2x	2nd & 3rd 1.1/7x
	May 1,72	6.95	"	"			7.88						
	Nov 1,72	7.28	"	"			8.24						
	Apr 1,73	7.60	"	"			8.58						
		Apr 30,73											
Sheet Metal Workers, Loc.269 (51)													
Frontenac & Leeds Counties	Nov 1,71	\$6.25	9%	25¢	-	-	\$7.06	-	8/40	2x	2x	2x	2nd & 3rd 1.1/7x
	May 1,72	6.70	"	"			7.55						
	Nov 1,72	7.20	"	"			8.10						
		Apr 30,73											
<u>Lake Ontario Region (51)</u>													
Sheet Metal Workers, Loc.30B (52)													
Durham County Bowmanville	Oct 1,71	CI \$5.98	9%	42½¢	12½¢	3¢	\$7.10	-	8/40	2x	2x	2x	1.1/7x
	Apr 1,72	5.91	"	49½¢	"	"	7.09						
	May 1,72	6.38	"	"	32½¢	"	7.80						
	Aug 1,72	6.63	"	"	"	"	8.08						
	Nov 1,72	6.88	"	"	"	"	8.35						
	Feb 1,73	7.35	"	"	"	"	8.96						
		Apr 30,73											
Sheet Metal Workers, Loc.269													
Hastings County Belleville, Deseronto, Frankford & Trenton Prince Edward County	Nov 1,71	\$6.25	9%	25¢	-	-	\$7.06	-	8/40	2x	2x	2x	2nd & 3rd 1.1/7x
	May 1,72	6.70	"	"			7.55						
	Nov 1,72	7.20	"	"			8.10						
		Apr 30,73											
Sheet Metal Workers, Loc.269 (50)													
Lennox-Addington County	Nov 1,71	\$6.25	9%	25¢	-	-	\$7.06	-	8/40	2x	2x	2x	2nd & 3rd 1.1/7x
	May 1,72	6.70	"	"			7.55						
	Nov 1,72	7.20	"	"			8.10						
		Apr 30,73											

Table 23

HOURS, WAGES AND RELATED PAYMENTS FOR SHEET METAL WORKERS
UNDER ONTARIO CONSTRUCTION AGREEMENTS, BY LOCATION AND UNION

SHIFT PREMIUM	Union	WAGE AND RELATED PAYMENTS FOR REGULARLY SCHEDULED DAYTIME HOURS							SPECIAL FUNDS	STANDARD HOURS	OVERTIME			SHEET METAL WORKER			
		Effective Date	Hourly Rate	Vacation	Health and Welfare	Pension	S.U.B.	Total			After Daily Hours	Saturday	Sunday and Holidays	SHIFT PREMIUMS	WORK BREAKS	REPORTING PAY	
																General	Inclement Weather
	(50)																
	Loc. 47																
2nd & 3rd	Glen-	Nov 1,71	\$6.50	9%	30¢	-	-	\$7.39	-	8/40	2x	2x	2x	2nd & 3rd	2 x 10	2 hrs	-
1.1/8x	E, Lanark,	May 1,72	6.95	"	"			7.88						1.1/8x	mins		
	ew,	Nov 1,72	7.28	"	"			8.24									
	nt	Apr 1,73	7.60	"	"			8.58									
		Apr 30,73															
	Loc. 269																
2nd & 3rd	s	Nov 1,71	\$6.25	9%	25¢	-	-	\$7.06	-	8/40	2x	2x	2x	2nd & 3rd	2 x 10	2 hrs	-
1.1/7x		May 1,72	6.70	"	"			7.55						1.1/7x	mins		
		Nov 1,72	7.20	"	"			8.10									
		Apr 30,73															
	1)																
	Loc. 30B																
.1/7x		Oct 1,71	CI \$5.98	9%	42½¢	12½¢	3¢	\$7.10	-	8/40	2x	2x	2x	1.1/7x	2 x 10	-	-
		Apr 1,72	5.91	"	49½¢	"	"	7.09							mins		
		May 1,72	6.38	"	"	32½¢	"	7.80									
		Aug 1,72	6.63	"	"	"	"	8.08									
		Nov 1,72	6.88	"	"	"	"	8.35									
		Feb 1,73	7.35	"	"	"	"	8.86									
		Apr 30,73															
	Loc. 269																
2nd & 3rd	eronto,	Nov 1,71	\$6.25	9%	25¢	-	-	\$7.06	-	8/40	2x	2x	2x	2nd & 3rd	2 x 10	2 hrs	-
1.1/7x	enton	May 1,72	6.70	"	"			7.55						1.1/7x	mins		
	unty	Nov 1,72	7.20	"	"			8.10									
		Apr 30,73															
	Loc. 269																
2nd & 3rd	County	Nov 1,71	\$6.25	9%	25¢	-	-	\$7.06	-	8/40	2x	2x	2x	2nd & 3rd	2 x 10	2 hrs	-
1.1/7x		May 1,72	6.70	"	"			7.55						1.1/7x	mins		
		Nov 1,72	7.20	"	"			8.10									
		Apr 30,73															

Table 23 (cont'd.)

Location and Union	WAGE AND RELATED PAYMENTS FOR REGULARLY SCHEDULED DAYTIME HOURS							SPECIAL FUNDS	STANDARD HOURS	OVERTIME			SHIFT PREMIUMS
	Effective Date	Hourly Rate	Vacation	Health and Welfare	Pension	S.U.B.	Total			After Daily Hours	Saturday	Sunday and Holidays	
Lake Ontario Region (51) (cont'd.)													
Sheet Metal Workers, Loc. 392													
Durham County	Jul 26, 71	\$6.37	9%	29¢	-	-	\$7.23	AF 1¢	8/40	2x	2x	2x	2nd & 3rd
Newcastle & Port Hope	May 1, 72	6.92	"	"	-	-	7.83	UF 3¢					1.1/7x
Haliburton, Northumberland, Peterborough & Victoria Counties	Nov 1, 72	7.50	"	"	-	-	8.47						
Hastings County	Apr 30, 73												
Bancroft, Madoc, Marmora, Stirling & Tweed													
Central Ontario Region (52)													
Sheet Metal Workers, Loc. 30 (56, 57)			(1)						(2)				
Halton County	May 31, 71	CI \$6.50	9%	42½¢	12½¢	3¢	\$7.69	IF 2¢	37½	2x	2x	2x	2nd
Acton, Georgetown, Milton & Oakville	Jan 1, 72	6.43	"	49½¢	"	"	7.66						1.2/15x,
(east half)	May 1, 72	6.98	"	"	32½¢	"	8.46						3rd
(Milton also included in Loc. 537's Hamilton Agrt.)	Nov 1, 72	7.55	"	"	"	"	8.86						1½x
Peel & York Counties	Apr 30, 73												
Sheet Metal Workers, Loc. 30B (51)													
Ontario County	Oct 1, 71	CI \$5.98	9%	42½¢	12½¢	3¢	\$7.10	-	8/40	2x	2x	2x	1.1/7x
Ajax, Mannington, Oshawa, Pickering,	Apr 1, 72	5.91	"	49½¢	"	"	7.09						
Port Perry, Uxbridge & Whitby	May 1, 72	6.58	"	"	32½¢	"	7.80						
	Aug 1, 72	6.63	"	"	"	"	8.08						
	Nov 1, 72	6.88	"	"	"	"	8.55						
	Feb 1, 73	7.55	"	"	"	"	8.86						
	Apr 30, 73												
Sheet Metal Workers, Loc. 30C (57)													
Ontario County	May 1, 72	CIR \$5.98	8%	27¢	-	-	\$6.73	-	8/40	1½x	1½x	2x	2nd
Beaverton	Jul 31, 72	6.53	9%	"	-	-	7.39						1.1/7x,
	Nov 30, 72	7.09	"	"	-	-	8.00						3rd
	Apr 30, 73												1.1/3x

Footnotes to Table 23 on page 182

Table 23 (cont'd.)

WAGE AND RELATED PAYMENTS FOR REGULARLY SCHEDULED DAYTIME HOURS										OVERTIME			SHIFT PREMIUMS		WORK BREAKS		SHEET METAL WORKER REPORTING PAY	
Effective Date	Hourly Rate	Vacation	Health and Welfare	Pension	S.U.B.	Total	SPECIAL FUNDS	STANDARD HOURS	After Daily Hours	Saturday	Sunday and Holidays	General	Inclement Weather					
92 Jul 26, 71 May 1, 72 Nov 1, 72 Apr 30, 73	\$6.37 6.92 7.50	9%	29¢	-	-	\$7.23 7.83 8.47	AF 1¢ UF 3¢	8/40	2x	2x	2x	2nd & 3rd 1.1/7x	2x, no duration given	2 hrs	-			
0 May 31, 71 Jan 1, 72 May 1, 72 Nov 1, 72 Apr 30, 73	CI \$6.50 6.43 6.98 7.35	(1) 9%	42½¢ 49½¢	12½¢ "	3¢ "	\$7.69 7.66 8.46 8.86	IF 2¢	(2) 37½	2x	2x	2x	2nd 1.2/13x, 3rd 1¼x	2 x 10 mins, Fri 1 x 10 mins	2 hrs	-			
0B Oct 1, 71 Apr 1, 72 May 1, 72 Aug 1, 72 Nov 1, 72 Feb 1, 73 Apr 30, 73	CI \$5.98 5.91 6.38 6.63 6.88 7.35	9%	42½¢ 49½¢	12½¢ "	3¢ "	\$7.10 7.09 7.80 8.08 8.35 8.86	-	8/40	2x	2x	2x	1.1/7x	2 x 10 mins	-	-			
0C May 1, 72 Jul 31, 72 Nov 30, 72 Apr 30, 73	CIR \$5.98 6.53 7.09	8% 9%	27¢ "	-	-	\$6.73 7.39 8.00	-	8/40	1½x	1½x	2x	2nd 1.1/7x, 3rd 1.1/3x	2 x 10 mins	2 hrs	-			

Table 23 (cont'd.)

Location and Union	WAGE AND RELATED PAYMENTS FOR REGULARLY SCHEDULED DAYTIME HOURS							SPECIAL FUNDS	STANDARD HOURS	OVERTIME			SHIFT PREMIUM
	Effective Date	Hourly Rate	Vaca- tion	Health and Welfare	Pen- sion	S.U.B.	Total			After Dai- Hours	Saturday	Sunday and Holidays	
<u>Central Ontario Region (52)</u> (cont'd.)													
Sheet Metal Workers, Loc.285			(3)	(1)									
Halton County	May 1,72	R \$6.43	8%	25¢	-	-	\$7.19	IF 2¢	8/40	1½x	1½x	2x	1.1/7x
Acton, Georgetown, Milton & Oakville	Nov 1,72	6.68	"	"			7.46						
Ontario County	May 1,73	6.93	9%	"			7.80						
Ajax & Pickering	Nov 1,73	7.18	"	"			8.08						
Peel & York Counties			(4)	(1)									
	May 1,72	R \$6.43	8%	25¢	-	-	\$7.19						
	Sep 5,72	6.98	"	"			7.79						
	Jan 1,73	7.28	"	"			8.11						
	May 1,73		(5)	9%			(5)						
	Apr 30, 74												
Sheet Metal Workers, Loc.537 (53)									(6)				
Halton County	Sep 25,71	CI \$7.10	9%	25¢	-	-	\$7.99	IF 3¢	/36	2x	2x	2x	2nd & 3rd 1.1/7x
Burlington, Milton & Oakville (west half)	Jan 1,72	7.33	"	"			8.24						
(Milton also included in Loc.30's Agrt.)	May 1,72	7.70	"	"			8.64						
	Nov 1,72	8.03	"	"			9.00						
	Apr 30, 73												
<u>Niagara Region (53)</u>													
Sheet Metal Workers, Loc.537 (54)									(6)				
Brant County	Nov 1,71	\$6.30	9%	35¢	-	-	\$7.22	-	/36	2x	2x	2x	2nd 1.1/7x, 3rd 1.1/3x
	May 1,72	6.85	"	"			7.82						
	Nov 1,72	7.39	"	"			8.41						
	Apr 30, 73												
Sheet Metal Workers, Loc.537 (52)									(6)				
Haldimand County	Sep 25,71	CI \$7.10	9%	25¢	-	-	\$7.99	IF 3¢	/36	2x	2x	2x	2nd & 3rd 1.1/7x
Caledonia, Cayuga & Hagersville	Jan 1,72	7.33	"	"			8.24						
Lincoln County	May 1,72	7.70	"	"			8.64						
Grimsby	Nov 1,72	8.03	"	"			9.00						
Wentworth County	Apr 30, 73												
Sheet Metal Workers, Loc.537													
Haldimand County	Nov 1,71	CIR \$6.60	9%	30¢	-	-	\$7.49	IF 3¢	8/40	CI 2x; R 1½x to 10pm, 2x after	2x	2x	2nd 1.1/7x 3rd 1.2/7x
Dunville	May 1,72	7.15	"	"			8.09						
Lincoln County	Nov 1,72	7.61	"	"			8.59						
Lincoln, Niagara-on-the- Lake, St. Catharines	Apr 30, 73												
Welland County													

Footnotes to Table 23 on page 182

Table 23 (cont'd.)

SHIFT PREMIUM	Location	WAGE AND RELATED PAYMENTS FOR REGULARLY SCHEDULED DAYTIME HOURS								SPECIAL FUNDS	STANDARD HOURS	OVERTIME			SHIFT PREMIUMS	WORK BREAKS	REPORTING PAY	
		Effective Date	Hourly Rate	Vacation	Health and Welfare	Pension	S.U.B.	Total	After Daily Hours			Saturday	Sunday and Holidays	General			Inclement Weather	
	(52)																	
1.1/7x	Loc. 285		(3)	(1)														
	Down, Alle	May 1, 72	R	\$6.43	8%	25¢	-	-	\$7.19	IF 2¢	8/40	1½x	1½x	2x	1.1/7x	-	4 hrs	-
		Nov 1, 72		6.68	"	"			7.46									
		May 1, 73		6.93	9%	"			7.80									
		Nov 1, 73		7.18	"	"			8.08									
	ng ties			(4)	(1)													
		May 1, 72	R	\$6.43	8%	25¢	-	-	\$7.19									
		Sep 5, 72		6.98	"	"			7.79									
		Jan 1, 73		7.28	"	"			8.11									
		May 1, 73		(5)	9%	"			(5)									
		Apr 30, 74																
	Loc. 537										(6)							
nd & 3	lton &	Sep 25, 71	CI	\$7.10	9%	25¢	-	-	\$7.99	IF 3¢	/36	2x	2x	2x	2nd & 3rd 1.1/7x	2 x 10 mins	2 hrs	-
1.1/7x	half)	Jan 1, 72		7.33	"	"			8.24									
	cluded	May 1, 72		7.70	"	"			8.64									
	rt.)	Nov 1, 72		8.03	"	"			9.00									
		Apr 30, 73																
	Loc. 537										(6)							
2nd		Nov 1, 71		\$6.30	9%	35¢	-	-	\$7.22	-	/36	2x	2x	2x	2nd 1.1/7x, 3rd 1.1/3x	2 x 10 mins	2 hrs	-
1.1/7x,		May 1, 72		6.85	"	"			7.82									
3rd		Nov 1, 72		7.39	"	"			8.41									
1.1/3x		Apr 30, 73																
	Loc. 537										(6)							
nd & 3		Sep 25, 71	CI	\$7.10	9%	25¢	-	-	\$7.99	IF 3¢	/36	2x	2x	2x	2nd & 3rd 1.1/7x	2 x 10 mins	2 hrs	-
1.1/7x	uga &	Jan 1, 72		7.33	"	"			8.24									
		May 1, 72		7.70	"	"			8.64									
		Nov 1, 72		8.03	"	"			9.00									
		Apr 30, 73																
	Loc. 537																	
2nd		Nov 1, 71	CIR	\$6.60	9%	30¢	-	-	\$7.41	IF 3¢	8/40	CI 2x; R 1½x to 10pm, 2x after	2x	2x	2nd 1.1/7x, 3rd 1.2/7x	2 x 10 mins	2 hrs	-
1.1/7x		May 1, 72		7.15	"	"			8.09									
3rd		Nov 1, 72		7.61	"	"			8.59									
1.2/7x	ra-on-the-arines	Apr 30, 73																

Table 23 (cont'd.)

Location and Union	WAGE AND RELATED PAYMENTS FOR REGULARLY SCHEDULED DAYTIME HOURS							SPECIAL FUNDS	STANDARD HOURS	OVERTIME			SHIFT PREMIUMS
	Effective Date	Hourly Rate	Vaca-tion	Health and Welfare	Pen-sion	S.U.B.	Total			After Daily Hours	Saturday	Sunday and Holidays	
<u>Lake Erie Region (54)</u>													
Sheet Metal Workers, Loc.473 (56, 57) Elgin, Middlesex & Oxford Counties (East part of Oxford also included in Loc. 537's Brantford Agrt.)	Nov 1,71	\$6.40	8%	30¢	20¢	-	\$7.41	IF 3¢	8/40	2x	2x	2x	2nd & 3rd
	May 1,72	7.40	9%	"	"	-	8.57						1.1/7x
	Apr 30,73												
Sheet Metal Workers, Loc.537 (53) Norfolk County Oxford County Norwich, Tavistock & Woodstock (All Oxford included in Loc. 473's Agrt.)	Nov 1,71	\$6.30	9%	35¢	-	-	\$7.22	-	(6) /36	2x	2x	2x	2nd
	May 1,72	6.85	"	"	-	-	7.82						1.1/7x,
	Nov 1,72	7.39	"	"	-	-	8.41						3rd
	Apr 30,73												1.1/3x
<u>Lake St. Clair Region (55)</u>													
Sheet Metal Workers, Loc.235 Essex County	Nov 1,71	\$7.00	8%	30¢	15¢	-	\$8.01	AF 5¢	8/40	2x	2x	2x	2nd
	May 1,72	7.40	"	"	"	-	8.44	1¢ 2¢					1 1/2x,
	Aug 1,72	7.70	"	"	"	-	8.37						3rd
	Apr 30,73												1 1/2x
Sheet Metal Workers, Loc.235 Kent County	Sep 10,71	CI \$5.95	8%	30¢	15¢	-	\$6.88	AF 5¢	8/40	2x	2x	2x	2nd
	Jan 1,72	6.30	"	"	"	-	7.25						1 1/4x,
	Jul 1,72	6.65	"	"	"	-	7.63						3rd
	Nov 1,72	6.95	"	"	"	-	7.96						1 1/2x
	Feb 1,73	7.20	"	"	"	-	8.23						
	Jun 30,73												
Sheet Metal Workers, Loc.539 Lambton County	May 1,71	CI \$6.81	8%	40¢	-	-	\$7.75	-	8/40	2x	2x	2x	2nd & 3rd
	May 1,72	7.30	"	"	20¢	-	8.48						85¢/hr
	May 1,73	7.53	"	"	"	-	8.73						
	May 1,74	8.09	"	"	"	-	9.34						
	Apr 30,75												
Sheet Metal Workers, Loc.539 Lambton County	Jun 1,71	R \$4.90	8%	40¢	-	-	\$5.69	-	8/40	1 1/2x	1 1/2x	2x	-
	May 31,72												

Footnotes to Table 23 on page 182

Table 23 (cont'd.)

WAGE AND RELATED PAYMENTS FOR REGULARLY SCHEDULED DAYTIME HOURS															SHEET METAL WORKER			
Effective Date	Hourly Rate	Vacation	Health and Welfare	Pension	S.U.B.	Total	SPECIAL FUNDS	STANDARD HOURS	OVERTIME			SHIFT PREMIUMS	WORK BREAKS	REPORTING PAY				
									After Daily Hours	Saturday	Sunday and Holidays			General	Inclement Weather			
.473	Nov 1,71 May 1,72	\$6.40 7.40	8% 9%	30¢ "	20¢ "	- -	\$7.41 8.57	IF 3¢	8/40	2x	2x	2x	2nd & 3rd 1.1/7x	2 x 10 mins	-	-		
also 7's	Apr 30,73																	
.537	Nov 1,71 May 1,72 Nov 1,72	\$6.30 6.85 7.39	9% " "	35¢ " "	- - -	\$7.22 7.82 8.41	-	(6) /36	2x	2x	2x	2nd 1.1/7x, 3rd 1.1/3x	2 x 10 mins	2 hrs	-	-		
in	Apr 30,73																	
.235	Nov 1,71 May 1,72 Aug 1,72	\$7.00 7.40 7.70	8% " "	30¢ " "	15¢ " "	- - -	\$8.01 8.44 8.77	AF 5¢ IF 2¢	8/40	2x	2x	2x	2nd 1½x, 3rd 1½x	2x, no duration given	2 hrs	-		
g	Apr 30,73																	
.235	Sep 10,71 Jan 1,72 Jul 1,72 Nov 1,72 Feb 1,73	CI \$5.95 6.30 6.65 6.95 7.20	8% " " " "	30¢ " " " "	15¢ " " " "	- - - - -	\$6.88 7.25 7.63 7.96 8.23	AF 5¢	8/40	2x	2x	2x	2nd 1½x, 3rd 1½x	2 x 10 mins	2 hrs	-		
Jun 30,73																		
.539	May 1,71 May 1,72 May 1,73 May 1,74	CI \$6.81 7.30 7.53 8.09	8% " " "	40¢ " " "	- 20¢ " "	- - - -	\$7.75 8.48 8.73 9.34	-	8/40	2x	2x	2x	2nd & 3rd 85¢/hr	2 x 10 mins	2 hrs	2 hrs		
Apr 30,75																		
.539	Jun 1,71 May 31,72	R \$4.90 \$4.90	8% "	40¢ "	- -	- -	\$5.69	-	8/40	1½x	1½x	2x	-	2 x 10 mins	2 hrs	2 hrs		

Table 23 (cont'd.)

Location and Union	WAGE AND RELATED PAYMENTS FOR REGULARLY SCHEDULED DAYTIME HOURS							SPECIAL FUNDS	STANDARD HOURS	OVERTIME			SHIFT PREMIUM
	Effective Date	Hourly Rate	Vaca- tion	Health and Welfare	Pen- sion	S.U.B.	Total			After Daily Hours	Saturday	Sunday and Holidays	
<u>Midwestern Ontario Region (56)</u>													
Sheet Metal Workers, Loc. 30 (52, 57) Wellington County Erin	May 31, 71	CI \$6.50	9% (1)	42½¢	12½¢	3¢	\$7.69	IF 2¢	37½	2x	2x	2x	2nd
	Jan 1, 72	6.43	"	49½¢	"	"	7.66						1.2/13x
	May 1, 72	6.98	"	"	32½¢	"	8.46						3rd
	Nov 1, 72	7.35	"	"	"	"	8.86						1½x
	Apr 30, 73												
Sheet Metal Workers, Loc. 473 (54, 57) Huron & Perth Counties (North part of Perth also included in Loc. 562's Agt.)	Nov 1, 71	\$6.40	8%	30¢	20¢	-	\$7.41	IF 3¢	8/40	2x	2x	2x	2nd & 3rd
	May 1, 72	7.40	9%	"	"	-	8.57						1.1/7x
	Apr 30, 73												
Sheet Metal Workers, Loc. 562 (57) Perth County Listowel, Milverton, Stratford (All Perth included in Loc. 473's Agt.) Waterloo & Wellington Counties	Nov 1, 71	CIR \$6.25	8%	30¢	-	-	\$7.05	IF 2¢	8/40	1½x to midnight, 2x after	1½x to midnight, 2x after	2x	2nd & 3rd
	May 1, 72	6.65	"	"	"	"	7.48						1.1/8x
	Nov 1, 72	7.15	"	"	"	"	8.01						
	Apr 30, 73												
<u>Georgian Bay Region (57)</u>													
Sheet Metal Workers, Loc. 30 (52, 56) Dufferin County	May 31, 71	CI \$6.50	9% (1)	42½¢	12½¢	3¢	\$7.69	IF 2¢	37½	2x	2x	2x	2nd
	Jan 1, 72	6.43	"	49½¢	"	"	7.66						1.2/13x
	May 1, 72	6.98	"	"	32½¢	"	8.46						3rd
	Nov 1, 72	7.35	"	"	"	"	8.86						1½x
	Apr 30, 73												
Sheet Metal Workers, Loc. 30C (52) Muskoka District & Simcoe County Parry Sound District Parry Sound (All Parry Sound inclu- ded in Loc. 504's Agt.)	May 1, 72	CIR \$5.98	8%	27¢	-	-	\$6.73	-	8/40	1½x	1½x	2x	2nd
	Jul 31, 72	6.53	9%	"	"	"	7.39						1.1/7x
	Nov 30, 72	7.09	"	"	"	"	8.00						3rd
	Apr 30, 73												1.1/3x
Sheet Metal Workers, Loc. 473 (54, 56) Bruce County	Nov 1, 71	\$6.40	8%	30¢	20¢	-	\$7.41	IF 3¢	8/40	2x	2x	2x	2nd & 3rd
	May 1, 72	7.40	9%	"	"	-	8.57						1.1/7x
	Apr 30, 73												

Footnotes to Table 23 on page 162

Table 23 (cont'd.)

SHIFT PREMIUM	Location	WAGE AND RELATED PAYMENTS FOR REGULARLY SCHEDULED DAYTIME HOURS								SPECIAL FUNDS	STANDARD HOURS	OVERTIME			SHIFT PREMIUMS	WORK BREAKS	REPORTING PAY	
		Effective Date	Hourly Rate	Vacation	Health and Welfare	Pension	S.U.B.	Total	After Daily Hours			Saturday	Sunday and Holidays	General			Inclement Weather	
	ion (56)																	
	Loc. 30			(1)					(2)									
2nd	May 31, 71	CI	\$6.50	9%	42½¢	12½¢	3¢	\$7.69	IF 2¢	37½	2x	2x	2x	2nd	2 x 10	2 hrs	-	
1.2/13x	Jan 1, 72		6.43	"	49½¢	"	"	7.66						1.2/13x,	mins,			
3rd	May 1, 72		6.98	"	"	32½¢	"	8.46						3rd	Fri			
1½x	Nov 1, 72		7.35	"	"	"	"	8.86						1½x	1 x 10			
	Apr 30, 73														mins			
	Loc. 473																	
1 & 3rd	Nov 1, 71		\$6.40	8%	30¢	20¢	-	\$7.41	IF 3¢	8/40	2x	2x	2x	2nd & 3rd	2 x 10	-	-	
1.1/7x	May 1, 72		7.40	9%	"	"	-	8.57						1.1/7x	mins			
	Apr 30, 73																	
	Loc. 562																	
1 & 3rd	Nov 1, 71	CIR	\$6.25	8%	30¢	-	-	\$7.05	IF 2¢	8/40	1½x to	1½x to	2x	2nd & 3rd	-	2 hrs	-	
1.1/8x	May 1, 72		6.65	"	"	-	-	7.48			midnight,	midnight,		1.1/8x				
	Nov 1, 72		7.15	"	"	-	-	8.01			2x after	2x after						
	Apr 30, 73																	
	7)																	
	Loc. 30			(1)					(2)									
2nd	May 31, 71	CI	\$6.50	9%	42½¢	12½¢	3¢	\$7.69	IF 2¢	37½	2x	2x	2x	2nd	2 x 10	2 hrs	-	
1.2/13x	Jan 1, 72		6.43	"	49½¢	"	"	7.66						1.2/13x,	mins,			
3rd	May 1, 72		6.98	"	"	32½¢	"	8.46						3rd	Fri			
1½x	Nov 1, 72		7.35	"	"	"	"	8.86						1½x	1 x 10			
	Apr 30, 73														mins			
	Loc. 30C																	
2nd	May 1, 72	CIR	\$5.98	8%	27¢	-	-	\$6.73	-	8/40	1½x	1½x	2x	2nd	2 x 10	2 hrs	-	
1.1/7x	Jul 31, 72		6.53	9%	"	-	-	7.39						1.1/7x,	mins			
3rd	Nov 30, 72		7.09	"	"	-	-	8.00						3rd				
1.1/3x	Apr 30, 73													1.1/3x				
	Loc. 473																	
1 & 3rd	Nov 1, 71		\$6.40	8%	30¢	20¢	-	\$7.41	IF 3¢	8/40	2x	2x	2x	2nd & 3rd	2 x 10	-	-	
1.1/7x	May 1, 72		7.40	9%	"	"	-	8.57						1.1/7x	mins			
	Apr 30, 73																	

Table 23 (cont'd.)

Location and Union	WAGE AND RELATED PAYMENTS FOR REGULARLY SCHEDULED DAYTIME HOURS							SPECIAL FUNDS	STANDARD HOURS	OVERTIME			SHIFT PREMIUMS	W BR
	Effective Date	Hourly Rate	Vaca- tion	Health and Welfare	Pen- sion	S.U.B.	Total			After Daily Hours	Saturday	Sunday and Holidays		
<u>Georgian Bay Region (57)</u> (cont'd.)														
Sheet Metal Workers, Loc. 504 (58)														
Parry Sound District (City of Parry Sound also included in Loc. 30C's Agrt.)	Nov 1,71	\$6.75	9%	31¢	-	-	\$7.67	IF 4¢	8/40	2x	2x	2x	2nd 1½x, 3rd 1½x	2 x m
	May 1,72	7.25	"	"			8.21							
	Nov 1,72	7.80	"	"			8.81							
	Apr 30,73													
Sheet Metal Workers, Loc. 362 (56)														
Grey County	Nov 1,71	CIR \$6.25	8%	30¢	-	-	\$7.05	IF 2¢	8/40	1½x to midnight, 2x after	1½x to midnight, 2x after	2x	2nd & 3rd 1.1/8x	562
	May 1,72	6.65	"	"			7.48							
	Nov 1,72	7.15	"	"			8.01							
	Apr 30,73													
<u>Northeastern Ontario Region(58)</u>														
Sheet Metal Workers, Loc. 47 (50)														
Nipissing District (south half)	Nov 1,71	\$6.50	9%	30¢	-	-	\$7.39	-	8/40	2x	2x	2x	2nd & 3rd 1.1/8x	2 x m
	May 1,72	6.95	"	"			7.88							
	Nov 1,72	7.28	"	"			8.24							
	Apr 1,73	7.60	"	"			8.58							
	Apr 30,73													
Sheet Metal Workers, Loc. 504 (57)														
Cochrane District Cochrane, Hearst, Iroquois Falls, Timmins	Nov 1,71	\$6.75	9%	31¢	-	-	\$7.67	IF 4¢	8/40	2x	2x	2x	2nd 1½x, 3rd 1½x	2 x m
	May 1,72	7.25	"	"			8.21							
	Nov 1,72	7.80	"	"			8.81							
	Apr 30,73													
Nipissing District North Bay Sudbury District Capreol, Coniston, Copper Cliff, Levack, Lively & Sudbury Timiskaming District Kirkland Lake														
Sheet Metal Workers, Loc. 504			(8)											
Algoma District	Nov 1,71	CI \$6.00	9%	31¢	-	-	\$6.85	-	8/40	2x	2x	2x	2nd 70¢/hr, 3rd \$1.00/hr	50- Ste.
Blind River, Sault Ste.	May 1,72	6.50	"	"			7.40							
Marie & Thessalon	Nov 1,72	7.00	"	"			7.94							
Sudbury District	Mar 30,73	7.45	"	"			8.43							
(west part)	Apr 29,73	7.57	"	"			8.56							
	Apr 30,73													

Table 23 (cont'd.)

SHEET METAL WORKER

MS	W	BR	WAGE AND RELATED PAYMENTS FOR REGULARLY SCHEDULED DAYTIME HOURS								SPECIAL FUNDS	STANDARD HOURS	OVERTIME			SHIFT PREMIUMS	WORK BREAKS	REPORTING PAY	
			Effective Date	Hourly Rate	Vacation	Health and Welfare	Pension	S.U.B.	Total	After Daily Hours			Saturday	Sunday and Holidays	General			Inclement Weather	
		504	Nov 1,71	\$6.75	9%	31¢	-	-	\$7.67	IF 4¢	8/40	2x	2x	2x	2nd 1½x, 3rd 1½x	2 x 10 mins	4 hrs	2 hrs	
			May 1,72	7.25	"	"			8.21										
			Nov 1,72	7.80	"	"			8.81										
			Apr 30,73																
		562	Nov 1,71	CIR \$6.25	8%	30¢	-	-	\$7.05	IF 2¢	8/40	1½x to midnight, 2x after	1½x to midnight, 2x after	2x	2nd & 3rd 1.1/8x	-	2 hrs	-	
			May 1,72	6.65	"	"			7.48										
			Nov 1,72	7.15	"	"			8.01										
			Apr 30,73																
		(58)																	
		47	Nov 1,71	\$6.50	9%	30¢	-	-	\$7.39	-	8/40	2x	2x	2x	2nd & 3rd 1.1/8x	2 x 10 mins	2 hrs	-	
			May 1,72	6.95	"	"			7.88										
			Nov 1,72	7.28	"	"			8.24										
			Apr 1,73	7.60	"	"			8.58										
			Apr 30,73																
		504	Nov 1,71	\$6.75	9%	31¢	-	-	\$7.67	IF 4¢	8/40	2x	2x	2x	2nd 1½x, 3rd 1½x	2 x 10 mins	4 hrs	2 hrs	
			May 1,72	7.25	"	"			8.21										
			Nov 1,72	7.80	"	"			8.81										
			Apr 30,73																
		504	Nov 1,71	CI \$6.00	(8) 9%	31¢	-	-	\$6.85	-	8/40	2x	2x	2x	2nd 70¢/hr, 3rd \$1.00/hr	-	2 hrs	-	
			May 1,72	6.50	"	"			7.40										
			Nov 1,72	7.00	"	"			7.94										
			Mar 30,73	7.45	"	"			8.43										
			Apr 29,73	7.57	"	"			8.56										
			Apr 30,73																

Table 23 (cont'd.)

Location and Union	WAGE AND RELATED PAYMENTS FOR REGULARLY SCHEDULED DAYTIME HOURS							SPECIAL FUNDS	STANDARD HOURS	OVERTIME			SHIFT PREMIUM
	Effective Date	Hourly Rate	Vaca- tion	Health and Welfare	Pen- sion	S.U.B.	Total			After Daily Hours	Saturday	Sunday and Holidays	
Lakehead - Northwestern Ontario Region (59)													
Sheet Metal Workers, Loc. 397 Thunder Bay District	Nov 1,71	\$6.15	8%	25¢	-	-	\$6.89	-	8/40	2x	2x	2x	2nd shift 1.1/4
	May 1,72	6.55	"	"			7.32						
	Nov 1,72	6.90	"	"			7.70						
	Apr 30,73												

Footnotes to Table 23 on page 182

Table 23 (cont'd.)

SHIFT PREMIUM	Union	WAGE AND RELATED PAYMENTS FOR REGULARLY SCHEDULED DAYTIME HOURS							SPECIAL FUNDS	STANDARD HOURS	OVERTIME			SHIFT PREMIUMS	WORK BREAKS	REPORTING PAY	
		Effective Date	Hourly Rate	Vacation	Health and Welfare	Pension	S.U.B.	Total			After Daily Hours	Saturday	Sunday and Holidays			General	Inclement Weather
	Union Ontario																
2nd & 1.1/	Loc. 397 District	Nov 1,71	\$6.15	8%	25¢	-	-	\$6.89	-	8/40	2x	2x	2x	2nd & 3rd 1.1/7x	-	3 hrs	-
		May 1,72	6.55	"	"			7.52									
		Nov 1,72	6.90	"	"			7.70									
		Apr 30,73															

Table 23 - Sheet Metal WorkerFootnotes

- (1) - Includes 2% statutory holiday pay.
- (2) - 8 hours Monday to Thursday, 5½ hours Friday
- (3) - Rates apply to warm air home heating.
- (4) - Rates apply to work other than warm air home heating.
- (5) - Rate from May 1, 1973 to April 30, 1974 will be \$6.98 per hour plus any increase negotiated by Local 30.
Because of this no total could be given.
- (6) - 8 hours Monday to Thursday, 4 hours Friday.
- (7) - Time and one-half paid for work in the second half of the shift on Friday.
- (8) - Includes 4% vacation pay and 5% statutory holiday pay.

Table 24

HOURS, WAGES AND RELATED PAYMENTS FOR SPRINKLER INSTALLERS
UNDER ONTARIO CONSTRUCTION AGREEMENTS, BY LOCATION AND UNION

Location and Union	WAGE AND RELATED PAYMENTS FOR REGULARLY SCHEDULED DAYTIME HOURS							SPECIAL FUNDS	STANDARD HOURS	OVERTIME			SHIFT PREMIUM	
	Effective Date	Hourly Rate	Vaca- tion	Health and Welfare	Pen- sion	S.U.B.	Total			After Daily Hours	Saturday	Sunday and Holidays		
<u>Eastern Ontario Region (50)</u>														
Plumbers, Loc. 787 (51, 52, 53, 54, 55, 56, 57, 58, 59)														
Frontenac County	Nov 1,71	\$6.35	(1)											
Kingston	Jul 1,72	6.75	10%	20¢	20¢	-	\$7.39	TF	8/40	2x	2x	2x	2nd &	
Renfrew County	Jan 1,73	7.20	"	"	"		8.32	5¢					15¢/hr	
Arnprior, Pembroke, & Renfrew		Jun 30,73												
Carleton, Dundas, Glen- garry, Grenville, Lanark, Leeds, Prescott, Russell & Stormont Counties														
Frontenac County (west part)	Nov 1,71	\$6.70	(1)											
Renfrew County	Jul 1,72	7.00	10%	20¢	20¢	-	\$7.77	TF	8, 10	2x	2x	2x	2nd &	
Barry's Bay, Chalk River, Deep River, Eganville & Petawawa	Jan 1,73	7.50	"	"	"		8.65	5¢					15¢/hr	
		Jun 30,73												
<u>Lake Ontario Region (51)</u>														
Plumbers, Loc. 787 (50, 52, 53, 54, 55, 56, 57, 58, 59)														
Entire Region	Nov 1,71	\$6.70	(1)											
	Jul 1,72	7.00	10%	20¢	20¢	-	\$7.77	TF	8/40	2x	2x	2x	2nd &	
	Jan 1,73	7.50	"	"	"		8.65	5¢					15¢/hr	
		Jun 30,73												
<u>Central Ontario Region (52)</u>														
Plumbers, Loc. 787 (50, 51, 53, 54, 55, 56, 57, 58, 59)														
Entire Region	Nov 1,71	\$6.70	(1)											
	Jul 1,72	7.00	10%	20¢	20¢	-	\$7.77	TF	8/40	2x	2x	2x	2nd &	
	Jan 1,73	7.50	"	"	"		8.65	5¢					15¢/hr	
		Jun 30,73												

Table 24

HOURS, WAGES AND RELATED PAYMENTS FOR SPRINKLER INSTALLERS
UNDER ONTARIO CONSTRUCTION AGREEMENTS, BY LOCATION AND UNION

SPRINKLER INSTALLER

SHIFT PREMIUM	Union	WAGE AND RELATED PAYMENTS FOR REGULARLY SCHEDULED DAYTIME HOURS								SPECIAL FUNDS	STANDARD HOURS	OVERTIME			SHIFT PREMIUMS	WORK BREAKS	REPORTING PAY	
		Effective Date	Hourly Rate	Vacation	Health and Welfare	Pension	S.U.B.	Total	After Daily Hours			Saturday	Sunday and Holidays	General			Inclement Weather	
	(50)																	
	51, 52, 58, 59)																	
2nd & 15%/hr		Nov 1,71	\$6.35	(1) 10%	20¢	20¢	-	\$7.39	TF	8/40	2x	2x	2x	2nd & 3rd 15%/hr	2x, no duration given	-	-	
		Jul 1,72	6.75	"	"	"		7.85	5¢									
		Jan 1,73	7.20	"	"	"		8.32										
	Brook, Glen- Lanark, Russell ies	Jun 30,73																
	(west																	
2nd & 15%/hr		Nov 1,71	\$6.70	(1) 10%	20¢	20¢	-	\$7.77	TF	8/40	2x	2x	2x	2nd & 3rd 15%/hr	2x, no duration given	-	-	
		Jul 1,72	7.00	"	"	"		8.10	5¢									
	Chalk ver, tawawa	Jan 1,73	7.50	"	"	"		8.65										
		Jun 30,73																
	(1)																	
	50, 52, 58, 59)																	
2nd & 15%/hr		Nov 1,71	\$6.70	(1) 10%	20¢	20¢	-	\$7.77	TF	8/40	2x	2x	2x	2nd & 3rd 15%/hr	2x, no duration given	-	-	
		Jul 1,72	7.00	"	"	"		8.10	5¢									
		Jan 1,73	7.50	"	"	"		8.65										
		Jun 30,73																
	(52)																	
	50, 51, 58, 59)																	
2nd & 15%/hr		Nov 1,71	\$6.70	(1) 10%	20¢	20¢	-	\$7.77	TF	8/40	2x	2x	2x	2nd & 3rd 15%/hr	2x, no duration given	-	-	
		Jul 1,72	7.00	"	"	"		8.10	5¢									
		Jan 1,73	7.50	"	"	"		8.65										
		Jun 30,73																

Table 24 (cont'd)

Location and Union	WAGE AND RELATED PAYMENTS FOR REGULARLY SCHEDULED DAYTIME HOURS							SPECIAL FUNDS	STANDARD HOURS	OVERTIME			SHIFT PREMIUMS	WO BRE
	Effective Date	Hourly Rate	Vaca- tion	Health and Welfare	Pen- sion	S U.B.	Total			After Daily Hours	Saturday	Sunday and Holidays		
<u>Niagara Region (55)</u>														
Plumbers, Loc. 787 (50, 51, 52, 54, 55, 56, 57, 58, 59)														
Entire Region														
	Nov 1,71	\$6.70	(1)	20¢	20¢	-	\$7.77	TF	8/40	2x	2x	2x	2nd & 3rd	2x,
	Jul 1,72	7.00	"	"	"		8.10	5¢					15%/hr	dur
	Jan 1,73	7.50	"	"	"		8.65							tion
		Jun 30,73												giv
<u>Lake Erie Region (54)</u>														
Plumbers, Loc. 787 (50, 51, 52, 53, 55, 56, 57, 58, 59)														
Entire Region														
	Nov 1,71	\$6.70	(1)	20¢	20¢	-	\$7.77	TF	8/40	2x	2x	2x	2nd & 3rd	2x,
	Jul 1,72	7.00	"	"	"		8.10	5¢					15%/hr	dur
	Jan 1,73	7.50	"	"	"		8.65							tion
		Jun 30,73												giv
<u>Lake St. Clair Region (55)</u>														
Plumbers, Loc. 787 (50, 51, 52, 53, 54, 56, 57, 58, 59)														
Entire Region														
	Nov 1,71	\$6.70	(1)	20¢	20¢	-	\$7.77	TF	8/40	2x	2x	2x	2nd & 3rd	2x,
	Jul 1,72	7.00	"	"	"		8.10	5¢					15%/hr	dur
	Jan 1,73	7.50	"	"	"		8.65							tion
		Jun 30,73												giv
<u>Midwestern Ontario Region (56)</u>														
Plumbers, Loc. 787 (50, 51, 52, 53, 54, 55, 57, 58, 59)														
Entire Region														
	Nov 1,71	\$6.70	(1)	20¢	20¢	-	\$7.77	TF	8/40	2x	2x	2x	2nd & 3rd	2x,
	Jul 1,72	7.00	"	"	"		8.10	5¢					15%/hr	dur
	Jan 1,73	7.50	"	"	"		8.65							tion
		Jun 30,73												giv
<u>Georgian Bay Region (57)</u>														
Plumbers, Loc. 787 (50, 51, 52, 53, 54, 55, 56, 58, 59)														
Entire Region														
	Nov 1,71	\$6.70	(1)	20¢	20¢	-	\$7.77	TF	8/40	2x	2x	2x	2nd & 3rd	2x,
	Jul 1,72	7.00	"	"	"		8.10	5¢					15%/hr	dur
	Jan 1,73	7.50	"	"	"		8.65							tion
		Jun 30,73												giv

Footnotes to Table 24 on page 186

SPR

Table 24 (cont'd)

SPRINKLER INSTALLER

MS	WAGE BR	WAGE AND RELATED PAYMENTS FOR REGULARLY SCHEDULED DAYTIME HOURS										OVERTIME			SHIFT PREMIUMS	WORK BREAKS	REPORTING PAY	
		Effective Date	Hourly Rate	Vaca- tion	Health and Welfare	Pen- sion	S U B.	Total	SPECIAL FUNDS	STANDARD HOURS	After Daily Hours	Saturday	Sunday and Holidays	General			Inclement Weather	
3rd	2x, dur tio giv	1, 9)	Nov 1,71 Jul 1,72 Jan 1,73	\$6.70 7.00 7.50	10% " "	20¢ " "	20¢ " "	- " "	\$7.77 8.10 8.65	TF 5¢	8/40	2x	2x	2x	2nd & 3rd 15%/hr	2x,no dura- tion given	-	-
3rd	2x, dur tio giv	1, 9)	Nov 1,71 Jul 1,72 Jan 1,73	\$6.70 7.00 7.50	10% " "	20¢ " "	20¢ " "	- " "	\$7.77 8.10 8.65	TF 5¢	8/40	2x	2x	2x	2nd & 3rd 15%/hr	2x,no dura- tion given	-	-
3rd	2x, dur tio giv	1, 9)	Nov 1,71 Jul 1,72 Jan 1,73	\$6.70 7.00 7.50	10% " "	20¢ " "	20¢ " "	- " "	\$7.77 8.10 8.65	TF 5¢	8/40	2x	2x	2x	2nd & 3rd 15%/hr	2x,no dura- tion given	-	-
3rd	2x, dur tio giv	56)	Nov 1,71 Jul 1,72 Jan 1,73	\$6.70 7.00 7.50	10% " "	20¢ " "	20¢ " "	- " "	\$7.77 8.10 8.65	TF 5¢	8/40	2x	2x	2x	2nd & 3rd 15%/hr	2x,no dura- tion given	-	-
3rd	2x, dur tio giv	1, 9)	Nov 1,71 Jul 1,72 Jan 1,73	\$6.70 7.00 7.50	10% " "	20¢ " "	20¢ " "	- " "	\$7.77 8.10 8.65	TF 5¢	8/40	-2x	2x	2x	2nd & 3rd 15%/hr	2x,no dura- tion given	-	-

Table 24 (cont'd)

Location and Union	WAGE AND RELATED PAYMENTS FOR REGULARLY SCHEDULED DAYTIME HOURS							SPECIAL FUNDS	STANDARD HOURS	OVERTIME			SHIP PREMIUM	
	Effective Date	Hourly Rate	Vacation	Health and Welfare	Pension	SUB	Total			After Daily Hours	Saturday	Sunday and Holidays		
<u>Northeastern Ontario Region (58)</u>														
Plumbers, Loc. 787 (50, 51, 52, 53, 54, 55, 56, 57, 59)														
Entire Region	Nov 1,71	\$6.70	(1) 10%	20¢	20¢	-	\$7.77	TF	8/40	2x	2x	2x	2nd & 15%	
	Jul 1,72	7.00	"	"	"		8.10	5¢						
	Jan 1,73	7.50	"	"	"		8.65							
	Jun 30,73													
<u>Lakehead-Northwestern Ontario Region (59)</u>														
Plumbers, Loc. 787 (50, 51, 52, 53, 54, 55, 56, 57, 58)														
Kenora District (east part)	Nov 1,71	\$6.70	(1) 10%	20¢	20¢	-	\$7.77	TF	8/40	2x	2x	2x	2nd & 15%	
	Jul 1,72	7.00	"	"	"		8.10	5¢						
Thunder Bay District	Jan 1,73	7.50	"	"	"		8.65							
Geraldton	Jun 30,73													
Kenora District	Nov 1,71	\$6.20	(1) 10%	20¢	20¢	-	\$7.77	TF	8/40	2x	2x	2x	2nd & 15%	
Dryden, Keewatin,	Jul 1,72	6.45	"	"	"		8.10	5¢						
Kenora & Sioux Lookout	Jan 1,73	6.70	"	"	"		8.65							
Thunder Bay District	Jun 30,73													
Rainy River District														

Footnotes to Table 24 on page 186

Table 24 (cont'd)

SPRINKLER INSTALLER

SHIFT PREMIUM	Union	WAGE AND RELATED PAYMENTS FOR REGULARLY SCHEDULED DAYTIME HOURS							SPECIAL FUNDS	STANDARD HOURS	OVERTIME			SHIFT PREMIUMS	WORK BREAKS	REPORTING PAY	
		Effective Date	Hourly Rate	Vacation	Health and Welfare	Pension	S.U.B.	Total			After Daily Hours	Saturday	Sunday and Holidays			General	Inclement Weather
	Region (S8)																
	(50, 51, 57, 59)			(1)													
2nd & 15% /		Nov 1,71	\$6.70	10%	20¢	20¢	-	\$7.77	TF	8/40	2x	2x	2x	2nd & 3rd 15%/hr	2x, no duration given	-	-
		Jul 1,72	7.00	"	"	"		8.10	5¢								
		Jan 1,73	7.50	"	"	"		8.65									
		Jun 30,73															
	in Ontario																
	(50, 51, 57, 58)			(1)													
2nd & 15% /	(east	Nov 1,71	\$6.70	10%	20¢	20¢	-	\$7.77	TF	8/40	2x	2x	2x	2nd & 3rd 15%/hr	2x, no duration given	-	-
	district	Jul 1,72	7.00	"	"	"		8.10	5¢								
		Jan 1,73	7.50	"	"	"		8.65									
		Jun 30,73															
2nd & 15% /	tin,	Nov 1,71	\$6.20	(1)	20¢	20¢	-	\$7.77	TF	8/40	2x	2x	2x	2nd & 3rd 15%/hr	2x, no duration given	-	-
	x Lookcut	Jul 1,72	6.45	"	"	"		8.10	5¢								
	district	Jan 1,73	6.70	"	"	"		8.65									
	district	Jun 30,73															

Table 24 · Sprinkler Installer

Footnotes

(1) - Includes 6% vacation pay and 4% statutory holiday pay.

Table 25

HOURS, WAGES AND RELATED PAYMENTS FOR STRUCTURAL STEEL ERectors UNDER ONTARIO CONSTRUCTION AGREEMENTS, BY LOCATION AND UNION

Location and Union	WAGE AND RELATED PAYMENTS FOR REGULARLY SCHEDULED DAYTIME HOURS							SPECIAL FUNDS	STANDARD HOURS	OVERTIME			SHIFT PREMIUM
	Effective Date	Hourly Rate	Vacation	Health and Welfare	Pension	S.U.B.	Total			After Daily Hours	Saturday	Sunday and Holidays	
<u>Eastern Ontario Region (50)</u>													
Structural Iron Workers, Loc. 765 (51)													
Entire Region	Jul 15,71	\$6.11	8%	33¢	35¢	-	\$7.28	UF 1¢	8/40	2x	2x	2x	2nd & 3rd 1.1/7x
	Jan 1,72	6.68	"	"	"		7.89	May 1,72					
	May 1,72	7.06	9%	"	"		8.38	1,72					
	Nov 1,72	7.35	"	"	"		8.69	2¢					
		Apr 30,73											
<u>Lake Ontario Region (51)</u>													
Structural Iron Workers, Loc. 721 (52,57)													
Durham, Haliburton, Northumberland, Peterborough, Prince Edward & Victoria Counties Hastings County	Jul 15,71	\$6.20	8%	33¢	35¢	-	\$7.38	UF 1¢	8/40	2x	2x	2x	2nd & 3rd 1.1/7x
	Jan 1,72	6.77	"	"	"		7.99	May 1,72					
	May 1,72	7.06	9%	"	"		8.38	1,72					
	Nov 1,72	7.35	"	"	"		8.69	2¢					
		Apr 30,73											
Belleville, Frankford, Marmora, Stirling & Trenton													
Structural Iron Workers, Loc. 765 (50)													
Lennox-Addington County Hastings County Bancroft, Deseronto, Madoc & Tweed	Jul 15,71	\$6.11	8%	33¢	35¢	-	\$7.28	UF 1¢	8/40	2x	2x	2x	2nd & 3rd 1.1/7x
	Jan 1,72	6.68	"	"	"		7.89	May 1,72					
	May 1,72	7.06	9%	"	"		8.38	1,72					
	Nov 1,72	7.35	"	"	"		8.69	2¢					
		Apr 30,73											
<u>Central Ontario Region (52)</u>													
Structural Iron Workers, Loc. 721 (51,57)													
Halton County Oakville (Ford Motor Co. premises) Ontario, Peel & York Counties	Jul 15,71	\$6.20	8%	33¢	35¢	-	\$7.38	UF 1¢	8/40	2x	2x	2x	2nd & 3rd 1.1/7x
	Jan 1,72	6.77	"	"	"		7.99	May 1,72					
	May 1,72	7.06	9%	"	"		8.38	1,72					
	Nov 1,72	7.35	"	"	"		8.69	2¢					
		Apr 30,73											

Footnotes to Table 25 on page 191

Table 25

HOURS, WAGES AND RELATED PAYMENTS FOR STRUCTURAL STEEL ERECTORS
UNDER ONTARIO CONSTRUCTION AGREEMENTS, BY LOCATION AND UNION

SHIFT PREMIUM	STRUCTURAL STEEL ERECTOR																
	WAGE AND RELATED PAYMENTS FOR REGULARLY SCHEDULED DAYTIME HOURS								SPECIAL FUNDS	STANDARD HOURS	OVERTIME			SHIFT PREMIUMS	WORK BREAKS	REPORTING PAY	
	Effective Date	Hourly Rate	Vacation	Health and Welfare	Pension	S.U.B.	Total	After Daily Hours			Saturday	Sunday and Holidays	General			Inclement Weather	
(50)																	
ers,																	
2nd & 3rd 1.1/7x	Jul 15, 71	\$6.11	8%	33¢	35¢	-	\$7.28	UF 1¢	8/40	2x	2x	2x	2nd & 3rd 1.1/7x	2x, no duration given	2 hrs	-	
	Jan 1, 72	6.68	"	"	"		7.89	May 1, 72									
	May 1, 72	7.06	9%	"	"		8.38	1, 72									
	Nov 1, 72	7.35	"	"	"		8.69	2¢									
	Apr 30, 73																
(1)																	
ers,																	
2nd & 3rd 1.1/7x	Jul 15, 71	\$6.20	8%	33¢	35¢	-	\$7.38	UF 1¢	8/40	2x	2x	2x	2nd & 3rd 1.1/7x	2x, no duration given	2 hrs	-	
	Jan 1, 72	6.77	"	"	"		7.99	May 1, 72									
	May 1, 72	7.06	9%	"	"		8.38	1, 72									
	Nov 1, 72	7.35	"	"	"		8.69	2¢									
	Apr 30, 73																
Frankford, King &																	
ers,																	
2nd & 3rd 1.1/7x	Jul 15, 71	\$6.11	8%	33¢	35¢	-	\$7.28	UF 1¢	8/40	2x	2x	2x	2nd & 3rd 1.1/7x	2x, no duration given	2 hrs	-	
	Jan 1, 72	6.68	"	"	"		7.89	May 1, 72									
	May 1, 72	7.06	9%	"	"		8.38	1, 72									
	Nov 1, 72	7.35	"	"	"		8.69	2¢									
	Apr 30, 73																
(52)																	
ers,																	
2nd & 3rd 1.1/7x	Jul 15, 71	\$6.20	8%	33¢	35¢	-	\$7.38	UF 1¢	8/40	2x	2x	2x	2nd & 3rd 1.1/7x	2x, no duration given	2 hrs	-	
	Jan 1, 72	6.77	"	"	"		7.99	May 1, 72									
	May 1, 72	7.06	9%	"	"		8.38	1, 72									
	Nov 1, 72	7.35	"	"	"		8.69	2¢									
	Apr 30, 73																
Motor																	
York																	

Table 25 (cont'd.)

Location and Union	WAGE AND RELATED PAYMENTS FOR REGULARLY SCHEDULED DAYTIME HOURS							SPECIAL FUNDS	STANDARD HOURS	OVERTIME			SHIFT PREMIUMS	W BR
	Effective Date	Hourly Rate	Vaca-tion	Health and Welfare	Pen-sion	S.U.B.	Total			After Daily Hours	Saturday	Sunday and Holidays		
<u>Central Ontario Region (52)</u> (cont'd)														
Structural Iron Workers, Loc. 736 (53, 54, 56, 57)														
Halton County (except Ford Motor Co. premises)														
	Jul 15, 71	\$6.20	8%	33¢	35¢	-	\$7.38	UF 1¢	8/40	2x	2x	2x	2nd & 3rd	2x
	Jan 1, 72	6.77	"	"	"		7.99	May					1.1/7x	du
	May 1, 72	7.06	9%	"	"		8.38	1,72						ti
	Nov 1, 72	7.35	"	"	"		8.69	2¢						gi
		Apr 30, 73												
<u>Niagara Region (53)</u>														
Structural Iron Workers, Loc. 736 (52, 54, 56, 57)														
Entire Region														
	Jul 15, 71	\$6.20	8%	33¢	35¢	-	\$7.38	UF 1¢	8/40	2x	2x	2x	2nd & 3rd	2x
	Jan 1, 72	6.77	"	"	"		7.99	May					1.1/7x	du
	May 1, 72	7.06	9%	"	"		8.38	1,72						ti
	Nov 1, 72	7.35	"	"	"		8.69	2¢						gi
		Apr 30, 73												
<u>Lake Erie Region (54)</u>														
Structural Iron Workers, Loc. 700 (55)														
Elgin & Middlesex Counties														
	Jul 15, 71	\$6.00	8%	43¢	35¢		\$7.28	UF 1¢	8/40	2x	2x	2x	2nd & 3rd	2x
	Jan 1, 72	6.58	"	"	"		7.89	May					1.1/7x	du
	May 1, 72	6.88	9%	"	"		8.28	1,72						ti
	Nov 1, 72	7.16	"	"	"		8.58	2¢						gi
		Apr 30, 73												
Structural Iron Workers, Loc. 736 (52, 53, 56, 57)														
Norfolk & Oxford Counties														
	Jul 15, 71	\$6.20	8%	33¢	35¢		\$7.38	UF 1¢	8/40	2x	2x	2x	2nd & 3rd	2x
	Jan 1, 72	6.77	"	"	"		7.99	May					1.1/7x	du
	May 1, 72	7.06	9%	"	"		8.38	1,72						ti
	Nov 1, 72	7.35	"	"	"		8.69	2¢						gi
		Apr 30, 73												

Footnotes to Table 25 on page 191

Table 25 (cont'd.)

STRUCTURAL STEEL ERECTOR																
WAGE AND RELATED PAYMENTS FOR REGULARLY SCHEDULED DAYTIME HOURS								SPECIAL FUNDS	STANDARD HOURS	OVERTIME			SHIFT PREMIUMS	WORK BREAKS	REPORTING PAY	
Effective Date	Hourly Rate	Vacation	Health and Welfare	Pension	S.U.B.	Total	After Daily Hours			Saturday	Sunday and Holidays	General			Inclement Weather	
2x duration given	Jul 15, 71	\$6.20	8%	33¢	35¢	-	\$7.38	UF 1¢	8/40	2x	2x	2x	2nd & 3rd 1.1/7x	2x, no duration given	2 hrs	-
	Jan 1, 72	6.77	"	"	"		7.99	May								
	May 1, 72	7.06	9%	"	"		8.38	1,72								
	Nov 1, 72	7.35	"	"	"		8.69	2¢								
	Apr 30, 73															
2x duration given	Jul 15, 71	\$6.20	8%	33¢	35¢	-	\$7.38	UF 1¢	8/40	2x	2x	2x	2nd & 3rd 1.1/7x	2x, no duration given	2 hrs	-
	Jan 1, 72	6.77	"	"	"		7.99	May								
	May 1, 72	7.06	9%	"	"		8.38	1,72								
	Nov 1, 72	7.35	"	"	"		8.69	2¢								
	Apr 30, 73															
2x duration given	Jul 15, 71	\$6.00	8%	43¢	35¢		\$7.26	UF 1¢	8/40	2x	2x	2x	2nd & 3rd 1.1/7x	2x, no duration given	2 hrs	-
	Jan 1, 72	6.58	"	"	"		7.89	May								
	May 1, 72	6.88	9%	"	"		8.28	1,72								
	Nov 1, 72	7.16	"	"	"		8.58	2¢								
	Apr 30, 73															
2x duration given	Jul 15, 71	\$6.20	8%	33¢	35¢		\$7.38	UF 1¢	8/40	2x	2x	2x	2nd & 3rd 1.1/7x	2x, no duration given	2 hrs	-
	Jan 1, 72	6.77	"	"	"		7.99	May								
	May 1, 72	7.06	9%	"	"		8.38	1,72								
	Nov 1, 72	7.35	"	"	"		8.69	2¢								
	Apr 30, 73															

Table 25 (cont'd.)

Location and Union	WAGE AND RELATED PAYMENTS FOR REGULARLY SCHEDULED DAYTIME HOURS							SPECIAL FUNDS	STANDARD HOURS	OVERTIME			SHIFT PREMIUM
	Effective Date	Hourly Rate	Vaca- tion	Health and Welfare	Pen- sion	S.U.B.	Total			After Daily Hours	Saturday	Sunday and Holidays	
<u>Lake St. Clair Region (55)</u>													
Structural Iron Workers, Loc. 700 (54)													
Entire Region	Jul 15,71	\$6.00	8%	43¢	35¢	-	\$7.26	UF 1¢	8/40	2x	2x	2x	2nd & 3rd 1.1/7x
	Jan 1,72	6.58	"	"	"		7.89	May					
	May 1,72	6.88	9%	"	"		8.28	1,72					
	Nov 1,72	7.16	"	"	"		8.58	2¢					
	Apr 30,73												
<u>Midwestern Ontario Region (56)</u>													
Structural Iron Workers, Loc. 736 (52, 53, 54, 57)													
Entire Region	Jul 15,71	\$6.20	8%	33¢	35¢	-	\$7.38	UF 1¢	8/40	2x	2x	2x	2nd & 3rd 1.1/7x
	Jan 1,72	6.77	"	"	"		7.99	May					
	May 1,72	7.06	9%	"	"		8.38	1,72					
	Nov 1,72	7.35	"	"	"		8.69	2¢					
	Apr 30,73												
<u>Georgian Bay Region (57)</u>													
Structural Iron Workers, Loc. 721 (51, 52)													
Muskoka District Dufferin & Simcoe Counties	Jul 15,71	\$6.20	8%	33¢	35¢	-	\$7.38	UF 1¢	8/40	2x	2x	2x	2nd & 3rd 1.1/7x
	Jan 1,72	6.77	"	"	"		7.99	May					
	May 1,72	7.06	9%	"	"		8.38	1,72					
	Nov 1,72	7.35	"	"	"		8.69	2¢					
	Apr 30,73												
Structural Iron Workers, Loc. 736 (52, 53, 54, 56)													
Bruce & Grey Counties	Jul 15,71	\$6.20	8%	33¢	35¢	-	\$7.38	UF 1¢	8/40	2x	2x	2x	2nd & 3rd 1.1/7x
	Jan 1,72	6.77	"	"	"		7.99	May					
	May 1,72	7.06	9%	"	"		8.38	1,72					
	Nov 1,72	7.35	"	"	"		8.69	2¢					
	Apr 30,73												
Structural Iron Workers, Loc. 786 (58)													
Parry Sound District	Jul 15,71	\$6.20	8%	33¢	35¢	-	\$7.38	UF 1¢	8/40	2x	2x	2x	2nd & 3rd 1.1/7x
	Jan 1,72	6.77	"	"	"		7.99	May					
	May 1,72	7.06	9%	"	"		8.38	1,72					
	Nov 1,72	7.35	"	"	"		8.69	2¢					
	Apr 30,73												

Footnotes to Table 25 on page 191

Table 25 (cont'd.)

SHIFT REMI	Gr n	WAGE AND RELATED PAYMENTS FOR REGULARLY SCHEDULED DAYTIME HOURS							SPECIAL FUNDS	STANDARD HOURS	OVERTIME			STRUCTURAL STEEL DIRECTOR		REPORTING PAY	
		Effective Date	Hourly Rate	Vaca- tion	Health and Welfare	Pen- sion	S.U.B.	Total			After Daily Hours	Saturdav	Sunday and Holidays	SHIFT PREMIUMS	WORK BREAKS	General	Inclement Weather
	55)	Jul 15,71	\$6.00	8%	43¢	35¢	-	\$7.26	UF 1¢	8/40	2x	2x	2x	2nd & 3rd 1.1/7x	2x, no dura- tion given	2 hrs	-
	rs,	Jan 1,72	6.58	"	"	"		7.89	May								
	nd & 5	May 1,72	6.88	9%	"	"		8.28	1,72								
	1.1/7x	Nov 1,72	7.16	"	"	"		8.58	2¢								
		Apr 30,73															
	on (56)																
	rs,																
	(57)	Jul 15,71	\$6.20	8%	33¢	35¢	-	\$7.38	UF 1¢	8/40	2x	2x	2x	2nd & 3rd 1.1/7x	2x, no dura- tion given	2 hrs	-
	nd & 5	Jan 1,72	6.77	"	"	"		7.99	May								
	1.1/7x	May 1,72	7.06	9%	"	"		8.38	1,72								
		Nov 1,72	7.35	"	"	"		8.69	2¢								
		Apr 30,73															
	rs,																
	(56)	Jul 15,71	\$6.20	8%	33¢	35¢	-	\$7.38	UF 1¢	8/40	2x	2x	2x	2nd & 3rd 1.1/7x	2x, no dura- tion given	2 hrs	-
	nd & 5	Jan 1,72	6.77	"	"	"		7.99	May								
	1.1/7x	May 1,72	7.06	9%	"	"		8.38	1,72								
		Nov 1,72	7.35	"	"	"		8.69	2¢								
		Apr 30,73															
	rs,																
	(56)	Jul 15,71	\$6.20	8%	33¢	35¢	-	\$7.38	UF 1¢	8/40	2x	2x	2x	2nd & 3rd 1.1/7x	2x, no dura- tion given	2 hrs	-
	nd & 5	Jan 1,72	6.77	"	"	"		7.99	May								
	1.1/7x	May 1,72	7.06	9%	"	"		8.38	1,72								
		Nov 1,72	7.35	"	"	"		8.69	2¢								
		Apr 30,73															
	rs,																
	(56)	Jul 15,71	\$6.20	8%	33¢	35¢	-	\$7.38	UF 1¢	8/40	2x	2x	2x	2nd & 3rd 1.1/7x	2x, no dura- tion given	2 hrs	-
	nd & 5	Jan 1,72	6.77	"	"	"		7.99	May								
	1.1/7x	May 1,72	7.06	9%	"	"		8.38	1,72								
		Nov 1,72	7.35	"	"	"		8.69	2¢								
		Apr 30,73															
	rs,																
	(56)	Jul 15,71	\$6.20	8%	33¢	35¢	-	\$7.38	UF 1¢	8/40	2x	2x	2x	2nd & 3rd 1.1/7x	2x, no dura- tion given	2 hrs	-
	nd & 5	Jan 1,72	6.77	"	"	"		7.99	May								
	1.1/7x	May 1,72	7.06	9%	"	"		8.38	1,72								
		Nov 1,72	7.35	"	"	"		8.69	2¢								
		Apr 30,73															

Table 25 (cont'd.)

Location and Union	WAGE AND RELATED PAYMENTS FOR REGULARLY SCHEDULED DAYTIME HOURS							SPECIAL FUNDS	STANDARD HOURS	OVERTIME			SHIFT PREMIUMS
	Effective Date	Hourly Rate	Vaca- tion	Health and Welfare	Pen- sion	S.U.B.	Tota.			After Daily Hours	Saturday	Sunday and Holidays	
<u>Northeastern Ontario Region (58)</u>													
Structural Iron Workers, Loc. 759 (59)													
Cochrane District													
	Jun 1,71	\$5.59	(1) 8%	28¢	10¢	-	\$6.42	UF 1¢	8/40	2x	2x	2x	2nd & 3rd 1.1/7x
	Dec 1,71	5.99	"	"	"		6.85						
	Jun 1,72	6.39	"	"	"		7.28						
	Dec 1,72	6.74	"	"	"		7.66						
	Apr 30,73												
Structural Iron Workers, Loc. 786 (57)													
Algoma, Manitoulin, Nipissing, Sudbury & Timiskaming Districts													
	Jul 15,71	\$6.20	8%	33¢	35¢	-	\$7.38	UF 1¢	8/40	2x	2x	2x	2nd & 3rd 1.1/7x
	Jan 1,72	6.77	"	"	"		7.99	May					
	May 1,72	7.06	9%	"	"		8.38	1,72					
	Nov 1,72	7.35	"	"	"		8.69	2¢					
	Apr 30,73												
Cochrane District Cochrane, Hearst, Iroquois Falls, Kapusking, Smooth Rock Falls & Timmins													
<u>Lakehead-Northwestern Ontario Region (59)</u>													
Structural Iron Workers, Loc. 759 (58)													
Entire Region													
	Jun 1,71	\$5.59	(1) 8%	28¢	10¢	-	\$6.42	UF 1¢	8/40	2x	2x	2x	2nd & 3rd 1.1/7x
	Dec 1,71	5.99	"	"	"		6.85						
	Jun 1,72	6.39	"	"	"		7.28						
	Dec 1,72	6.74	"	"	"		7.66						
	Apr 30,73												

Footnotes to Table 25 on page 191

Table 25 (cont'd.)

STRUCTURE	WAGE AND RELATED PAYMENTS FOR REGULARLY SCHEDULED DAYTIME HOURS	STRUCTURAL STEEL ERECTOR														
		WAGE AND RELATED PAYMENTS FOR REGULARLY SCHEDULED DAYTIME HOURS			OVERTIME			SHIFT PREMIUMS		WORK BREAKS		REPORTING PAY				
		Effective Date	Hourly Rate	Vacation	Health and Welfare	Pension	S.U.B.	Total	SPECIAL FUNDS	STANDARD HOURS	After Daily Hours	Saturday	Sunday and Holidays	SHIFT PREMIUMS	WORK BREAKS	General
58)	Jun 1, 71	\$5.59	(1)	28¢	10¢	-	\$6.42	UF 1¢	8/40	2x	2x	2x	2nd & 3rd 1.1/7x	2 x 10 mins	2 hrs	-
	Dec 1, 71	5.99	"	"	"	"	6.85	"	"	"	"	"	"	"	"	"
	Jun 1, 72	6.39	"	"	"	"	7.28	"	"	"	"	"	"	"	"	"
	Dec 1, 72	6.74	"	"	"	"	7.66	"	"	"	"	"	"	"	"	"
	Apr 30, 73															
3rd 2	Jul 15, 71	\$6.20	8%	33¢	35¢	-	\$7.38	UF 1¢	8/40	2x	2x	2x	2nd & 3rd 1.1/7x	2x, no duration given	2 hrs	-
	Jan 1, 72	6.77	"	"	"	"	7.99	May 1, 72	"	"	"	"	"	"	"	"
	May 1, 72	7.06	9%	"	"	"	8.38	1, 72	"	"	"	"	"	"	"	"
	Nov 1, 72	7.35	"	"	"	"	8.69	2¢	"	"	"	"	"	"	"	"
	Apr 30, 73															
3rd 2	Jun 1, 71	\$5.59	(1)	28¢	10¢	-	\$6.42	UF 1¢	8/40	2x	2x	2x	2nd & 3rd 1.1/7x	2 x 10 mins	2 hrs	-
	Dec 1, 71	5.99	"	"	"	"	6.85	"	"	"	"	"	"	"	"	"
	Jun 1, 72	6.39	"	"	"	"	7.28	"	"	"	"	"	"	"	"	"
	Dec 1, 72	6.74	"	"	"	"	7.66	"	"	"	"	"	"	"	"	"
	Apr 30, 73															

Table 25 - Structural Steel Erector

Footnotes

(1) - Includes 7% vacation pay and 1% statutory holiday pay.

Table 26

HOURS, WAGES AND RELATED PAYMENTS FOR TERRAZZO MACHINE OPERATORS
UNDER ONTARIO CONSTRUCTION AGREEMENTS, BY LOCATION AND UNION

Location and Union	WAGE AND RELATED PAYMENTS FOR REGULARLY SCHEDULED DAYTIME HOURS							SPECIAL FUNDS	STANDARD HOURS	OVERTIME			SHIFT PREMIUMS
	Effective Date	Hourly Rate	Vaca- tion	Health and Welfare	Pen- sion	S.U.B.	Total			After Daily Hours	Saturday	Sunday and Holidays	
<u>Eastern Ontario Region (50)</u>													
Labourers, Loc. 527													
Carleton, Lanark, Prescott & Russell Counties	May 1,72	(1) \$5.25	6%	-	-	-	\$5.57	-	9/45	1½x	-	2x	2nd & 3rd 1.1/7x
	May 1,72	(2) \$4.74	6%	-	-	-	5.02						
	Apr 30,75												
<u>Lake Ontario Region (51)</u>													
Terrazzo Wkrs. Helpers, Loc. 56 (52, 57)													
Durham, Northumberland, Peterborough & Victoria Counties	May 1,72	(3) \$5.58	8%	18¢	-	-	\$6.21	(4) 5¢	8/40	1½x 1st 2 hrs 2x after	2x	2x	2nd 75¢/hr, 3rd \$1.00/hr
	Nov 1,72	5.83	"	"			6.48						
	Feb 1,73	5.93	"	"			6.58						
	May 1,72	(5) \$5.55	8%	18¢	-	-	\$5.94						
	Nov 1,72	5.58	"	"			6.21						
	Feb 1,73	5.68	"	"			6.51						
	Apr 30,73												
<u>Central Ontario Region (52)</u>													
Bricklayers, Loc. 16 (53)													
Halton County Burlington	Jul 1,71	(3) CIR \$4.45	7%	-	-	-	\$4.76	IF 2¢	8/40	1½x to 8 pm, 2x after	2x	2x	2nd & 3rd 1.1/7x
	Jan 1,72	4.90	"				5.24						
	May 1,72	5.15	"				5.51						
	Jan 1,73	5.60	"				5.99						
	Jul 1,71	(5) \$4.15	7%	-	-	-	\$4.44						
	Jan 1,72	4.55	"				4.87						
	May 1,72	4.80	"				5.14						
	Jan 1,73	5.20	"				5.56						
	Apr 30,73												

Table 26

HOURS, WAGES AND RELATED PAYMENTS FOR TERRAZZO MACHINE OPERATORS
UNDER ONTARIO CONSTRUCTION AGREEMENTS, BY LOCATION AND UNION

TERRAZZO MACHINE OPERATOR

WAGE AND RELATED PAYMENTS FOR REGULARLY SCHEDULED DAYTIME HOURS								SPECIAL FUNDS	STANDARD HOURS	OVERTIME			SHIFT PREMIUMS	WORK BREAKS	REPORTING PAY	
Effective Date	Hourly Rate	Vacation	Health and Welfare	Pension	S.U.B.	Total	After Daily Hours			Saturday	Sunday and Holidays	General			Inclement Weather	
May 1, 72	\$5.25	6%	-	-	-	\$5.57	-	9/45	1½x	-	2x	2nd & 3rd 1.1/7x	2 x 10 mins	3 hrs	-	
May 1, 72	\$4.74	6%	-	-	-	5.02										
Apr 30, 75																
May 1, 72	\$5.58	8%	18¢	-	-	\$6.21	5¢	8/40	1½x 1st 2 hrs 2x after	2x	2x	2nd 75¢/hr, 3rd \$1.00/hr	2 x 10 mins	2 hrs	-	
Nov 1, 72	5.83	"	"			6.48										
Feb 1, 73	5.93	"	"			6.58										
May 1, 72	\$5.33	8%	18¢	-	-	\$5.94										
Nov 1, 72	5.58	"	"			6.21										
Feb 1, 73	5.68	"	"			6.31										
Apr 30, 73																
Jul 1, 71	\$4.45	7%	-	-	-	\$4.76	IF 2¢	8/40	1½x to 8 pm, 2x after	2x	2x	2nd & 3rd 1.1/7x	-	2 hrs	-	
Jan 1, 72	4.90	"				5.24										
May 1, 72	5.15	"				5.51										
Jan 1, 73	5.60	"				5.99										
Jul 1, 71	\$4.15	7%	-	-	-	\$4.44										
Jan 1, 72	4.55	"				4.87										
May 1, 72	4.80	"				5.14										
Jan 1, 73	5.20	"				5.56										
Apr 30, 73																

Table 26 (cont'd.)

Location and Union	WAGE AND RELATED PAYMENTS FOR REGULARLY SCHEDULED DAYTIME HOURS							SPECIAL FUNDS	STANDARD HOURS	OVERTIME			SHIFT PREMIUM
	Effective Date	Hourly Rate	Vaca- tion	Health and Welfare	Pen- sion	S.U.B.	Total			After Daily Hours	Saturday	Sunday and Holidays	
<u>Central Ontario Region (52)</u> (cont'd)													
Terrazzo Wkrs. Helpers, Loc. 56 (51, 57)													
Halton County Acton, Georgetown, Milton & Oakville Ontario, Peel & York Counties	May 1,72	(3) \$5.58	8%	18¢	-	-	\$6.21	(4) 5¢	8/40	1½x 1st 2 hrs, 2x after	2x	2x	2nd 75¢/hr 3rd \$1.00/
	Nov 1,72	5.83	"	"	-	-	6.48						
	Feb 1,73	5.93	"	"	-	-	6.58						
Halton County Acton, Georgetown, Milton & Oakville Ontario, Peel & York Counties	May 1,72	(5) \$5.33	8%	18¢	-	-	\$5.94						
	Nov 1,72	5.58	"	"	-	-	6.21						
	Feb 1,73	5.68	"	"	-	-	6.31						
	Apr 30,73												
<u>Niagara Region (53)</u>													
Bricklayers, Loc. 4													
Haldimand County Dunnville Lincoln County Lincoln, Niagara-on- the-Lake & St. Catharines Welland County	May 1,72	(3) CI \$5.44	8%	37¢	-	-	\$6.25	(6) AT	8/40	1½x 1st 2 hrs, 2x after	2x	2x	2nd 75¢/hr 3rd \$1.00/
	Nov 1,72	5.66	"	"	-	-	6.48	\$10					
	Feb 1,73	5.81	"	"	-	-	6.64	/wk					
Haldimand County Caledonia, Cayuga & Hagersville Lincoln County Grimsby Wentworth County (except northwest corner)	May 1,72	(5) \$5.21	8%	37¢	-	-	\$6.00	(7) OPC					
	Nov 1,72	5.41	"	"	-	-	6.21	5¢					
	Feb 1,73	5.56	"	"	-	-	6.37						
	Apr 30,73							(8) UF					
Bricklayers, Loc. 16 (52)													
Haldimand County Caledonia, Cayuga & Hagersville Lincoln County Grimsby Wentworth County (except northwest corner)	Jul 1,71	(3) CIR \$4.45	7%	-	-	-	\$4.76	IF 2¢	8/40	1½x to 8 pm, 2x after	2x	2x	2nd & 1.1/7
	Jan 1,72	4.90	"	"	-	-	5.24						
	May 1,72	5.15	"	"	-	-	5.51						
	Jan 1,73	5.60	"	"	-	-	5.99						
Haldimand County Caledonia, Cayuga & Hagersville Lincoln County Grimsby Wentworth County (except northwest corner)	Jul 1,71	(5) \$4.15	7%	-	-	-	\$4.44						
	Jan 1,72	4.55	"	"	-	-	4.87						
	May 1,72	4.80	"	"	-	-	5.14						
	Jan 1,73	5.20	"	"	-	-	5.56						
Apr 30,73													
<u>Lake Erie Region (54)</u>													
Bricklayers, Loc. 5 (56)													
Elgin & Middlesex Counties Oxford County Ingersoll, Tavistock (west part), Tillson- burg & Woodstock	May 1,72	(3) CI \$5.65	7%	-	-	-	\$6.05	(6) AT	8/40	1½x 1st 2 hrs, 2x after	2x	2x	2nd 75¢/hr 3rd \$1.00/
	Nov 1,72	6.13	"	"	-	-	6.56	\$10					
	Feb 1,73	6.22	8%	"	-	-	6.72	/wk					
Elgin & Middlesex Counties Oxford County Ingersoll, Tavistock (west part), Tillson- burg & Woodstock	May 1,72	(5) \$5.15	7%	-	-	-	\$5.51	(7) OPC					
	Nov 1,72	5.58	"	"	-	-	5.97	5¢					
	Feb 1,73	5.68	8%	"	-	-	6.13						
	Apr 30,73												

Table 26 (cont'd.)

TERRAZZO MACHINE OPERATOR

SHIFT PREMIUM	LOCATION	WAGE AND RELATED PAYMENTS FOR REGULARLY SCHEDULED DAYTIME HOURS							SPECIAL FUNDS	STANDARD HOURS	OVERTIME			SHIFT PREMIUMS	WORK BREAKS	REPORTING PAY	
		Effective Date	Hourly Rate	Vacation	Health and Welfare	Pension	S.U.B.	Total			After Daily Hours	Saturday	Sunday and Holidays			General	Inclement Weather
	on (52)																
	pers,																
2nd 75¢/hr	getown,	May 1,72	(3) \$5.58	8%	18¢	-	\$6.21	(4) 5¢	8/40	1½x 1st 2 hrs, 2x after	2x	2x	2nd 75¢/hr, 3rd \$1.00/hr	2 x 10 mins	2 hrs	-	
3rd \$1.00/hr	sville & York	Nov 1,72	5.83	"	"	-	6.48										
		Feb 1,73	5.93	"	"	-	6.58										
		May 1,72	(5) \$5.33	8%	18¢	-	\$5.94										
		Nov 1,72	5.58	"	"	-	6.21										
		Feb 1,73	5.68	"	"	-	6.31										
		Apr 30,73															
	4																
2nd 75¢/hr	nty	May 1,72	(3) CI \$5.44	8%	37¢	-	\$6.25	(6) AT	8/40	1½x 1st 2 hrs, 2x after	2x	2x	2nd 75¢/hr, 3rd \$1.00/hr	2 x 10 mins	2 hrs	-	
3rd \$1.00/hr	agara-on-	Nov 1,72	5.66	"	"	-	6.48	\$10									
	st.	Feb 1,73	5.81	"	"	-	6.64	/wk									
		May 1,72	(5) \$5.21	8%	37¢	-	\$6.00	(7) OPC									
		Nov 1,72	5.41	"	"	-	6.21	5¢									
		Feb 1,73	5.56	"	"	-	6.37										
		Apr 30,73						(8) UF									
	16 (52)																
2nd & 1.1/7	nty Cayuga &	Jul 1,71	(3) CIR \$4.45	7%	-	-	\$4.76	IF 2¢	8/40	1½x to 8 hrs, 2x after	2x	2x	2nd & 3rd 1.1/7x	-	2 hrs	-	
		Jan 1,72	4.90	"	"	-	5.24										
		May 1,72	5.15	"	"	-	5.51										
		Jan 1,73	5.60	"	"	-	5.99										
	nty (except ner)	Jul 1,71	(5) \$4.15	7%	-	-	\$4.44										
		Jan 1,72	4.55	"	"	-	4.87										
		May 1,72	4.80	"	"	-	5.14										
		Jan 1,73	5.20	"	"	-	5.56										
		Apr 30,73															
	5 (56)																
2nd 75¢/hr	sex	May 1,72	(3) CI \$5.65	7%	-	-	\$6.05	(6) AT	8/40	1½x 1st 2 hrs, 2x after	2x	2x	2nd 75¢/hr, 3rd \$1.00/hr	2 x 10 mins	2 hrs	-	
3rd \$1.00/hr	vistock	Nov 1,72	6.13	"	"	-	6.56	\$10									
	Tillson-	Feb 1,73	6.22	8%	"	-	6.72	/wk									
	stock	May 1,72	(5) \$5.15	7%	-	-	\$5.51	(7) OPC									
		Nov 1,72	5.58	"	"	-	5.97	5¢									
		Feb 1,73	5.68	8%	"	-	6.13										
		Apr 30,73															

Table 26 (cont'd.)

Location and Union	WAGE AND RELATED PAYMENTS FOR REGULARLY SCHEDULED DAYTIME HOURS							SPECIAL FUNDS	STANDARD HOURS	OVERTIME			SHIFT PREMIUMS
	Effective Date	Hourly Rate	Vaca- tion	Health and Welfare	Pen- sion	S.U.B	Total			After Daily Hours	Saturday	Sunday and Holidays	
<u>Midwestern Ontario Region (56)</u>													
Bricklayers, Loc. 5 (54)													
Huron County	May 1,72	CI \$5.65	7%	-	-	-	\$6.05	AT (6)	8/40	1½x 1st	2x	2x	2nd
Clinton, Exeter,	Nov 1,72	6.13	"	-	-	-	6.56	\$10		2 hrs,			75¢/hr,
Goderich & Seaforth	Feb 1,73	6.22	8%				6.72	/wk (7)		2x after			3rd
Perth County								OPC (7)					\$1.00/hr
Mitchell, St. Mary's & Stratford	May 1,72	-\$5.15	7%	-	-	-	\$5.51	5¢					
	Nov 1,72	5.58	"				5.97						
	Feb 1,73	5.68	8%				6.13						
	Apr	30,73											
Bricklayers, Loc. 12 (57)													
Huron County	May 1,72	CI \$5.15	7%	(9)	-	-	(7)	AT (6)	8/40	1½x 1st	2x	2x	2nd
Wingham	Nov 1,72	5.35	"					\$10		2 hrs,			75¢/hr,
Perth County	Feb 1,73	5.45	8%					/wk (7)		2x after			3rd
Listowel & Milverton								OPC (7)					\$1.00/hr
Waterloo County	May 1,72	\$4.95	7%	(9)	-	-	(7)	5¢					
Bridgeport, Elmira,	Nov 1,72	5.15	"										
Hespeler, Kitchener,	Feb 1,73	5.25	8%										
New Hamburg, Preston & Waterloo	Apr	30,73											
<u>Georgian Bay Region (57)</u>													
Bricklayers, Loc. 28 (58)													
Parry Sound District													
	May 1,72	CI \$5.35	8%	-	-	-	\$5.78	AT (6)	8/40	1½x 1st	2x	2x	2nd
	Nov 1,72	5.55	"				5.99	\$10		2 hrs,			75¢/hr,
	Feb 1,73	5.70	"				6.16	/wk (7)		2x after			3rd
	May 1,72	\$5.15	8%	-	-	-	\$5.56	OPC (7)					\$1.00/hr
	Nov 1,72	5.35	"				5.78	5¢					
	Feb 1,73	5.50	"				5.94						
	Apr	30,73											
Terrazzo Wkrs. Helpers, Loc. 56 (51, 52)													
Simcoe County													
	May 1,72	\$5.58	8%	18¢	-	-	\$6.21	5¢ (4)	8/40	1½x 1st	2x	2x	2nd
	Nov 1,72	5.83	"	"			6.48			2 hrs,			75¢/hr,
	Feb 1,73	5.93	"	"			6.58			2x after			3rd
	May 1,72	\$5.33	8%	18¢	-	-	\$5.94						\$1.00/hr
	Nov 1,72	5.58	"	"			6.21						
	Feb 1,73	5.68	"	"			6.31						
	Apr	30,73											

Footnotes to Table 26 on page 196

Table 26 (cont'd.)

TERRAZZO MACHINE OPERATOR

WAGE AND RELATED PAYMENTS FOR REGULARLY SCHEDULED DAYTIME HOURS										OVERTIME			SHIFT PREMIUMS		WORK BREAKS		REPORTING PAY	
Effective Date	Hourly Rate	Vacation	Health and Welfare	Pension	S.U.B.	Total	SPECIAL FUNDS	STANDARD HOURS	After Daily Hours	Saturday	Sunday and Holidays	SHIFT PREMIUMS	WORK BREAKS	General	Inclement Weather			
(56)																		
May 1, 72	CI \$5.65	7%	-	-	-	\$6.05	(6) AT \$10/wk	8/40	1 1/2x 1st 2 hrs, 2x after	2x	2x	2nd 75¢/hr, 3rd \$1.00/hr	2 x 10 mins	2 hrs	-			
Nov 1, 72	6.13	"				6.56												
Feb 1, 73	6.22	8%				6.72	(7) OPC 5¢											
May 1, 72	\$5.15	7%	-	-	-	\$5.51	(5) OPC 5¢											
Nov 1, 72	5.58	"				5.97												
Feb 1, 73	5.68	8%				6.13												
Apr 30, 73	30,73																	
May 1, 72	CI \$5.15	7%	(9)	-	-	(7)	(6) AT \$10/wk	8/40	1 1/2x 1st 2 hrs, 2x after	2x	2x	2nd 75¢/hr, 3rd \$1.00/hr	2 x 10 mins	2 hrs	-			
Nov 1, 72	5.35	"					(7) OPC 5¢											
Feb 1, 73	5.45	8%																
May 1, 72	\$4.95	7%	(9)	-	-	(7)	(5) OPC 5¢											
Nov 1, 72	5.15	"																
Feb 1, 73	5.25	8%																
Apr 30, 73	30,73																	
May 1, 72	CI \$5.35	8%	-	-	-	\$5.78	(6) AT \$10/wk	8/40	1 1/2x 1st 2 hrs, 2x after	2x	2x	2nd 75¢/hr, 3rd \$1.00/hr	2 x 10 mins	2 hrs	-			
Nov 1, 72	5.55	"				5.99	(7) OPC 5¢											
Feb 1, 73	5.70	"				6.16												
May 1, 72	\$5.15	8%	-	-	-	\$5.56	(5) OPC 5¢											
Nov 1, 72	5.35	"				5.78												
Feb 1, 73	5.50	"				5.94												
Apr 30, 73	30,73																	
May 1, 72	\$5.58	8%	18¢	-	-	\$6.21	(4) 5¢	8/40	1 1/2x 1st 2 hrs, 2x after	2x	2x	2nd 75¢/hr, 3rd \$1.00/hr	2 x 10 mins	2 hrs	-			
Nov 1, 72	5.83	"	"			6.48												
Feb 1, 73	5.93	"	"			6.58												
May 1, 72	\$5.33	8%	18¢	-	-	\$5.94												
Nov 1, 72	5.58	"	"			6.21												
Feb 1, 73	5.68	"	"			6.31												
Apr 30, 73	30,73																	

Table 26 (cont'd.)

Location and Union	WAGE AND RELATED PAYMENTS FOR REGULARLY SCHEDULED DAYTIME HOURS							SPECIAL FUNDS	STANDARD HOURS	OVERTIME			SHIFT PREMIUM
	Effective Date	Hourly Rate	Vaca- tion	Health and Welfare	Pen- sion	S.U.B.	Total			After Daily Hours	Saturday	Sunday and Holidays	
<u>Northeastern Ontario Region (58)</u>													
Bricklayers, Loc. 28 (57)													
Entire Region													
	May 1,72	CI \$5.35	(3) 8%	-	-	-	\$5.78	(6) AT	8/40	1½x 1st	2x	2x	2nd
	Nov 1,72	5.55	"	-	-	-	5.99	\$10		2 hrs,			75¢
	Feb 1,73	5.70	"	-	-	-	6.16	/wk (7)		2x after			3rd
								OPC					\$1.00
	May 1,72	\$5.15	(5) 8%	-	-	-	\$5.56	5¢					
	Nov 1,72	5.35	"	-	-	-	5.78						
	Feb 1,73	5.50	"	-	-	-	5.94						
	Apr 30,73												
<u>Lakehead-Northwestern Ontario Region (59)</u>													
Carpenters, Loc. 2693													
Thunder Bay District													
	Sep 1,71	\$5.15	(10) 8%	-	-	-	\$5.56	-	8/40	1½x 1st	2x	2x	2nd &
	Apr 1,72	5.45	"	-	-	-	5.89			4 hrs,			1.1/7
	Sep 1,72	5.80	"	-	-	-	6.26			2x after			
	Apr 30,73												

Footnotes to Table 26 on page 190

Table 26 (cont'd.)

TERRAZZO MACHINE OPERATOR

SHIFT PREMIUM	Region	WAGE AND RELATED PAYMENTS FOR REGULARLY SCHEDULED DAYTIME HOURS							SPECIAL FUNDS	STANDARD HOURS	OVERTIME			SHIFT PREMIUMS	WORK BREAKS	REPORTING PAY	
		Effective Date	Hourly Rate	Vacation	Health and Welfare	Pension	S.U.B.	Total			After Daily Hours	Saturday	Sunday and Holidays			General	Inclement Weather
	Region (58)																
	(57)		(3)					(6)									
2nd 75¢/hr		May 1,72	CI \$5.35	8%	-	-	\$5.78	AT	8/40	1½x 1st	2x	2x	2nd 75¢/hr,	2 x 10 mins	2 hrs	-	
3rd \$1.00/hr		Nov 1,72	5.55	"			5.99	\$10/wk		2 hrs,			3rd \$1.00/hr				
		Feb 1,73	5.70	"			6.16	(7) OPC		2x after							
			(5)					5¢									
		May 1,72	\$5.15	8%	-	-	\$5.56										
		Nov 1,72	5.35	"			5.78										
		Feb 1,73	5.50	"			5.94										
		Apr 30,73															
	Ontario																
			(10)														
2nd & 1.1/7x	District	Sep 1,71	\$5.15	8%	-	-	\$5.56	-	8/40	1½x 1st	2x	2x	2nd & 3rd 1.1/7x	2 x 10 mins	2 hrs	-	
		Apr 1,72	5.45	"			5.89			4 hrs,							
		Sep 1,72	5.80	"			6.26			2x after							
		Apr 30,73															

Table 26 - Terrazzo Machine OperatorFootnotes

- (1) - Rate applies to base machine operator and is effective until April 30, 1973. Rates between May 1, 1973 and April 30, 1975, will depend on those granted to terrazzo mechanics covered by Local 7 under the Bricklayers' provincial agreement.
- (2) - Rate applies to floor machine operator and is effective until April 30, 1973. Rates between May 1, 1973 and April 30, 1975 will depend on those granted to Bricklayers' Local 7 and Carpenters' Local 93 when they renew their agreements in 1973.
- (3) - Base machine operator.
- (4) - One cent is allocated to an industry fund and 4 cents to the Toronto and District Marble, Tile and Terrazzo Contractors Association.
- (5) - Floor machine operator.
- (6) - Minimum amount contributed to an apprentice's wages while he is attending trade school.
- (7) - Bricklayers Ontario Provincial Conference Fund - 1 cent of the 5 cents paid to the fund is allocated to an industry fund.
- (8) - 2 cents paid to fund by members of the Niagara Construction Association, and 7 cents by non-members.
- (9) - Employer pays 100% of cost of health and welfare. Because the amount the employer pays per hour to health and welfare could not be determined, no totals were calculated.

APPENDIX I

Identification of Agreements Analyzed

<u>Employer and Union</u>	<u>Expiry Date</u>	<u>Employer and Union</u>	<u>Expiry Date</u>
Barrie General Contractors; and Carpenters Central Ontario District Council (1304, 2480, 2482)	Apr 30, 1973	Chatham Sheet Metal Contractors; and Sheet Metal Workers 235	Jun 30, 1973
Barrie General Contractors; and Labourers 506	"	Cornwall and District Mechanical Con- tractors; and Plumbers 819	Apr 30, 1973
Barrie Mechanical Contractors Assn.; and Plumbers 599	"	Cornwall General Contractors; and Labourers 527	Apr 30, 1975
Barrie Sheet Metal Contractors; and Sheet Metal Workers 30C	"	Eastern Ontario Insulation Contractors Corp.; and Asbestos Workers 58	Apr 30, 1973
Belleville and District Plumbing and Heating Contractors; and Plumbers 320	"	Georgian Bay Electrical Contractors Assn.; and Electrical Workers (I.B.E.W.) 1739	"
Belleville General Contractors; and Labourers 247	"	Grand River Valley Carpentry Contractors; and Grand River Valley District Council Carpenters (498, 949, 1940, 2173)	"
Belleville Roofing Contractors; and Sheet Metal Workers 269	"	Grand River Valley General Contractors; and Labourers 1081	"
Belleville Sheet Metal Contractors; and Sheet Metal Workers 269	"	Grand River Valley Road, Sewer and Water- main Contractors; and Labourers 1081	Apr 30, 1974
Boilermaker Contractors Assn.; and Boilermakers International	Jun 30, 1973	Grand Valley Painting Contractors Assn.; and Painters 1824	Apr 30, 1973
Brantford Mechanical Contractors Assn.; and Plumbers 674	Apr 30, 1973	Greater Windsor Home Builders Assn.; and Bricklayers 6	"
Brantford Roofing Contractors; and Sheet Metal Workers 568	"	Greater Windsor Home Builders Assn.; and Carpenters 494	"
Brantford Sheet Metal Contractors; and Sheet Metal Workers 537	"	Greater Windsor Home Builders Assn.; and International Operating Engineers 793	"
Canadian Automatic Sprinkler Assn.; and Plumbers 787	Jun 30, 1973	Greater Windsor Home Builders Assn.; and Labourers 625	"
Canadian Elevator Manufacturers; and Elevator Constructors	Apr 30, 1972	Greater Windsor Home Builders Assn.; and Painters 1494	"
Central Ontario Electrical Contractors Assn.; and Electrical Workers (I.B.E.W.) 804	Apr 30, 1973	Grey County General Contractors; and Carpenters 2050	"

Hamilton Construction Assn.; and Bricklayers 1	Apr 30, 1973	Kenora-Rainy River Contractors Assn.; and Carpenters 1669	Apr 1, 1973
Hamilton Construction Assn. and Builders' Exchange; and Carpenters 18	"	Kingston Construction Assn.; and Carpenters 249	Apr 30, 1973
Hamilton Construction Assn. and Builders' Exchange; and International Operating Engineers 793	"	Kingston Construction Assn.; and Labourers 247	"
Hamilton Construction Assn.; and Labourers 837	"	Kingston Construction Assn. (Roofers' Agt.); and Sheet Metal Workers 269	"
Hamilton Construction Assn. (Cement Finishers' Agt.); and Plasterers 298	"	Kingston Construction Assn. (Sheet Metal Workers' Agt.); and Sheet Metal Workers 269	"
Hamilton Contracting Plasterers Assn. (Plasterers' Agt.); and Plasterers 298	"	Kingston and District Road, Sewer and Watermain, General and Heavy Contractors; and International Operating Engineers 793	Apr 30, 1974
Hamilton and District Marble, Terrazzo & Tile Contractors; and Bricklayers 16	"	Kingston and District Road, Sewer and Watermain, General and Heavy Contractors; and Labourers 247	Apr 30, 1973
Hamilton and District Residential Plastering Contractors; and Plasterers 298	Oct 31, 1973	Kingston Glass Installation Contractors; and Painters 114	Nov 30, 1973
Hamilton Electrical Construction Assn.; and Electrical Workers (I.B.E.W.) 105	Apr 30, 1973	Kingston Mechanical Contractors Assn.; and Plumbers 221	Apr 30, 1973
Hamilton Painting and Decorating Contractors Federation; and Painters 205	"	Kingston Painting Contractors Assn.; and Painters 114	"
Hamilton Glass Installation Contractors; and Painters 1795	Dec 31, 1973	Kitchener Glass Installation Contractors; and Painters 1824	Dec 31, 1973
Hamilton Hand Assn. of Sewer, Watermain and Road Contractors; and Labourers 837	"	Kitchener Mechanical Contractors Assn.; and Plumbers 527	Apr 30, 1973
Hamilton Mechanical Contractors Assn.; and Plumbers 07	Apr 30, 1973	Kitchener Sheet Metal Contractors; and Sheet Metal Workers 562	"
Hamilton Road, Sewer and Watermain Contractors; and International Operating Engineers 793	Sep 1, 1973	Kitchener-Waterloo Roofing Contractors; and Sheet Metal Workers 562	"
Hamilton Roofing Contractors Assn.; and Sheet Metal Workers 568	Apr 30, 1973	Lakehead Glass Companies; and Painters 1671	Mar 31, 1973
Hamilton Sheet Metal Contractors Assn.; and Sheet Metal Workers 537	"		

Lakehead Sheet Metal Contractors Assn. (Sheet Metal Workers' Agrt.); and Sheet Metal Workers 397	Apr 30, 1973	London and District Glass Installation Contractors; and Carpenters 1946	May 31, 1973
Lambton Plastering and Lathing Assn. (Plasterers' Agrt.); and Plasterers 915	Apr 30, 1975	London and District Glass Installation Contractors; and Painters 1783	May 31, 1974
London and District Construction Assn. (Carpenters' Agrt.); and Carpenters Western Ontario District Council (1946, 2222, 2451)	Apr 30, 1973	London and District Road, Sewer and Water-main Contractors; and International Operating Engineers 793	JUL 15, 1973
London and District Construction Assn. (Resilient Floor and Carpet Layers' Agrt.); and Carpenters Western Ontario District Council (1946, 2222, 2451)	"	London and District Road, Sewer and Water-main Contractors; and Labourers 1059	"
London and District Construction Assn.; and Electrical Workers (I.B.E.W.) 120	"	London Sheet Metal Contractors Assn. (Sheet Metal Workers' Agrt.); and Sheet Metal Workers 473	Apr 30, 1973
London and District Construction Assn.; and International Operating Engineers 793	"	London Sheet Metal and Roofing Contractors Assn. (Roofers' Agrt.); and Sheet Metal Workers 473	"
London and District Construction Assn.; and Labourers 1059	"	Metro Lathing Contracting Assn.; and Lathers 562	Apr 30, 1974
London and District Construction Assn. (Residential Agrt.); and London Building and Construction Trades Council	Dec 31, 1972	Metropolitan Toronto Apartment Builders Assn.; and Labourers 183	May 1, 1973
London and District Construction Assn.; and Painters 1783	Apr 30, 1973	Metropolitan Toronto Road Builders Assn.; and International Operating Engineers 793	Apr 30, 1973
London and District Construction Assn. (Cement Finishers' Agrt.); and Plasterers 151	"	Metropolitan Toronto Road Builders Assn.; and Labourers 183 and Teamsters 230	"
London and District Construction Assn. (Plasterers' Agrt.); and Plasterers 159	"	Metropolitan Toronto Sewer and Watermain Contractors Assn.; and International Operating Engineers 793	"
London and District Construction Assn.; and Plumbers 593	"	Metropolitan Toronto Sewer and Watermain Contractors Assn.; and Labourers 183 and Teamsters 183	"
London and District Construction Assn. (Rodmen's Agrt.); and Structural Iron Workers 700	"	Midwestern Ontario Road, Sewer and Water-main Contractors; and International Operating Engineers 793	Apr 30, 1974
		National Capital Roadbuilders Assn.; and International Operating Engineers 793, Labourers 527, and Teamsters 91	Mar 8, 1973

Niagara Construction Assn.; and Carpenters 38	Apr 30, 1973	Ontario Refrigeration and Air Conditioning Contractors Assn.; and Plumbers 787	Apr 30, 1973
Niagara Construction Assn.; and Labourers 837	"	Ontario Terrazzo, Tile and Marble Guild; and Bricklayers Ontario Provincial Council	"
Niagara Mechanical Contractors Assn.; and Plumbers 666	"	Oshawa and District Construction Exchange; and Carpenters 397	"
Niagara Mechanical Contractors Assn.; and Sheet Metal Workers 537	"	Oshawa and District Construction Exchange; and Carpenters 1071	"
Niagara and Midwestern Rod Iron Contractors; and Structural Iron Workers 736	"	Oshawa and District Construction Exchange; and Labourers 597	"
Niagara Peninsula Electrical Contractors Assn.; and Electrical Workers (I.B.E.W.) 503	"	Oshawa and District Road Builders; and International Operating Engineers 793	"
Niagara Peninsula Glass Installation Contractors; and Painters 1834	May 31, 1973	Oshawa and District Road, Sewer and Watermain Contractors; and Labourers 597 and Teamsters 230	"
Niagara Residential Plastering Contractors; and Bricklayers 4	Apr 30, 1972	Oshawa Glass Installation Contractors; and Painters 1832	May 13, 1973
North Bay General Contractors; and Carpenters 2486	Apr 30, 1973	Oshawa Mechanical Contractors Assn.; and Plumbers 463	May 1, 1973
North Bay General Contractors; and Labourers 495	May 1, 1974	Oshawa-Peterborough Painting and Decorating Contractors; and Painters 1832	Apr 30, 1973
Ontario Contracting, Lathing and Plastering Assn.; and Inter-Provincial Council of Lathers (145, 360, 439, 538, 540, 545, 551, 555)	Apr 30, 1973 (except Loc. 540- Apr 30, 1975)	Oshawa-Peterborough Rod Iron Contractors; and Structural Iron Workers 721	Aug 31, 1973
Ontario Erectors Assn.; and Structural Iron Workers, 700, 721, 736, 765, 786	Apr 30, 1973	Oshawa-Port Hope Electrical Contractors Assn.; and Electrical Workers (I.B.E.W.) 894	Apr 30, 1973
Ontario Federation of Construction Assn.; and Bricklayers Ontario Provincial Council	"	Oshawa Sheet Metal Contractors; and Sheet Metal Workers 30B	"
Ontario Master Insulators Assn. Inc.; and Asbestos Workers 95	"	Ottawa Construction Assn.; and Carpenters 93	"
Ontario Millwrighting Contractors Assn.; and Carpenters International	May 31, 1973	Ottawa Construction Assn.; and Carpenters 1758, 1988, 2307, 2466	"
		Ottawa Construction Assn.; and International Operating Engineers 793	"
		Ottawa Construction Assn.; and Labourers 527	Apr 30, 1975

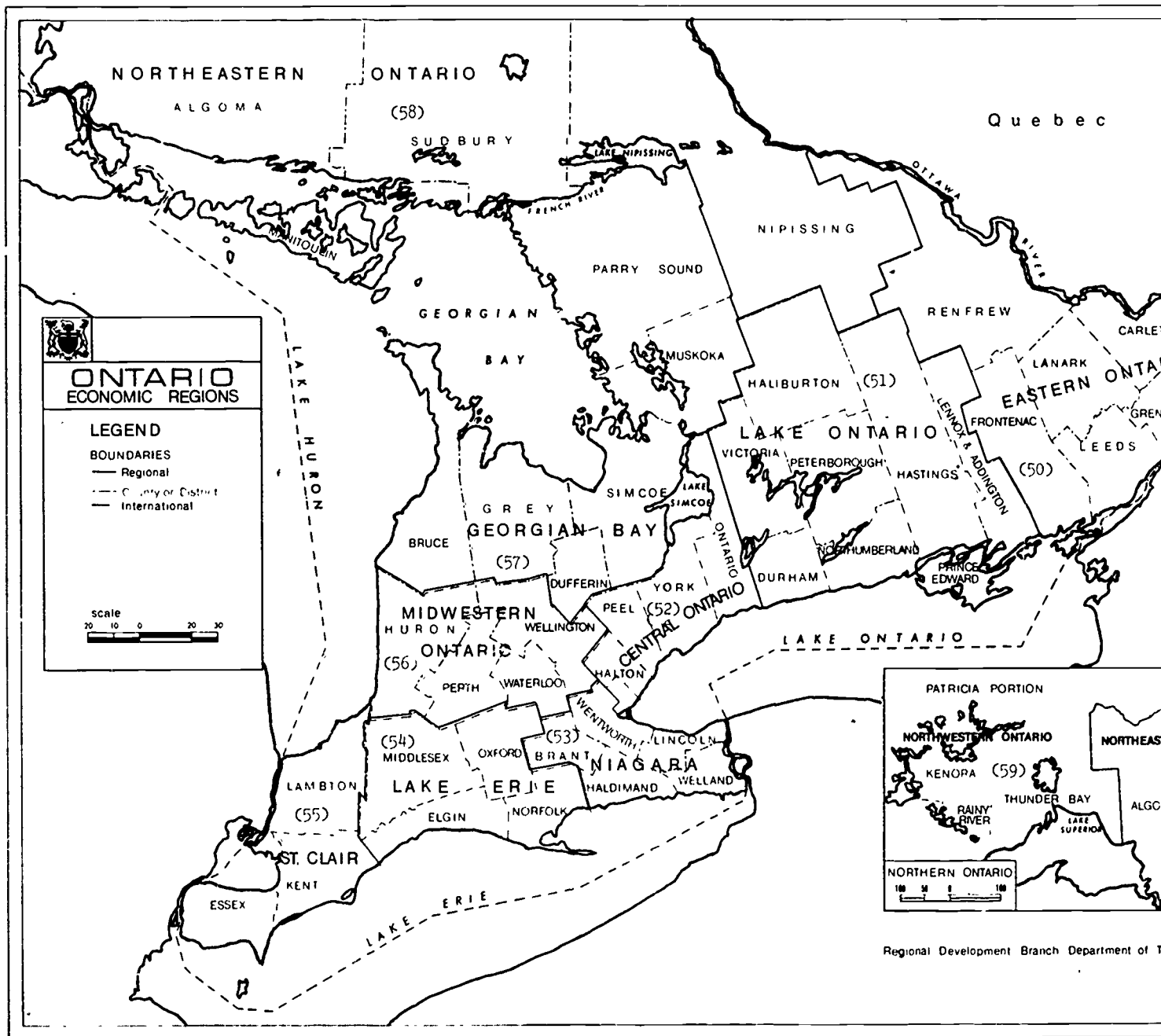
Ottawa Construction Assn. (Cement Masons' Agrt.); and Plasterers 124	Apr 30, 1973	Peterborough Glass Installation Contractors; and Painters 1852	Dec 11, 1972
Ottawa Construction Assn. (Roofers' Agrt.); and Sheet Metal Workers 47	"	Peterborough Mechanical Contractors Assn.; and Plumbers 815	Apr 30, 1975
Ottawa Construction Assn. (Rodmen's Agrt.); and Structural Iron Workers 765	"	Peterborough Mechanical Contractors Assn.; and Sheet Metal Workers 392	"
Ottawa Electrical Contractors Assn.; and Electrical Workers (I.B.E.W.) 586	"	Peterborough Roofing Contractors; and Sheet Metal Workers 392	Jun 28, 1972
Ottawa Glass Installation Contractors; and Painters 200	Mar 31, 1974	Port Hope and Cobourg Mechanical Contractors Assn.; and Plumbers 386	Apr 30, 1975
Ottawa Lathing, Plastering and Acoustical Contractors Assn. (Plasterers' Agrt.); and Plasterers 124	Apr 30, 1973	Quinte Construction Assn.; and Carpenters 572	"
Ottawa Mechanical Contractors Assn.; and Plumbers 71	"	Quinte-St. Lawrence Electrical Contractors Assn.; and Electrical Workers (I.B.E.W.) 115	"
Ottawa Mechanical Contractors Assn.; and Sheet Metal Workers 47	"	St. Catharines and District Road, Sewer and Watermain Contractors; and Labourers 837	Apr 1, 1974
Ottawa Painting Contractors; and Painters 200	"	St. Catharines and Eastern Peninsula Painting and Decorating Contractors; and Painters 407	Feb 28, 1973
Ottawa Resilient Floor and Carpet Layers Contractors; and Carpenters 93	"	St. Catharines General Contractors; and International Operating Engineers 793	Apr 30, 1973
Pembroke and District Construction Assn.; and Labourers 527	Oct 30, 1973	Sarnia Construction Assn.; and Bricklayers 23	"
Pembroke Plumbing and Heating Contractors; and Plumbers 560	Apr 30, 1973	Sarnia Construction Assn.; and Carpenters 1256	Apr 30, 1975
Peterborough and District Construction Exchange; and Labourers 597	"	Sarnia Constructor Assn.; and International Operating Engineers 793	"
Peterborough and District General Contractors; and Carpenters 1450	"	Sarnia Construction Assn., and Labourers 1089	"
Peterborough and District General Contractors; and International Operating Engineers 793	"	Sarnia Construction Assn. (Painters' Agrt.); and Painters 1590	Apr 30, 1973
Peterborough and District Road, Sewer and Watermain, General and Heavy Contractors; and International Operating Engineers 793	"	Sarnia Construction Assn. (Cement Finishers' Agrt.); and Plasterers 915	Apr 30, 1975

Sarnia Construction Assn. and Windsor Construction Assn. (Rodmen's Agt.); and Structural Iron Workers 700	Apr 30, 1973	Sault Ste. Marie Mechanical Contractors (Plumbers' Agt.); and Christian Labour Assn.	Apr 30, 1973
Sarnia Electrical Contractors Assn.; and Electrical Workers (I.B.E.W.) 530	"	Sault Ste. Marie Mechanical Contractors; and Plumbers 508	May 31, 1973
Sarnia Glass Installation Contractors; and Painters 1590	"	Sault Ste. Marie Roofing Contractors; and Sheet Metal Workers 504	Nov 30, 1974
Sarnia Mechanical Contractors; and Plumbers 663	Apr 30, 1975	Sudbury Cement Finishing Contractors; and Plasterers 70	Apr 30, 1973
Sarnia Residential Sheet Metal Contractors; and Sheet Metal Workers 539	May 31, 1972	Sudbury Construction Assn.; and Carpenters 2486	"
Sarnia Road, Sewer and Watermain Contractors; and International Operating Engineers 793	Apr 30, 1973	Sudbury Construction Assn.; and International Operating Engineers 793	"
Sarnia Roofing and Sheet Metal Firms (Roofers' Agt.); and Sheet Metal Workers 539	Apr 30, 1975	Sudbury Construction Assn.; and Labourers 493	"
Sarnia Sewer, Watermain and Paving Contractors; and Labourers 1089	Jun 30, 1973	Sudbury Construction Assn.; and Painters 1904	"
Sarnia Sheet Metal Contractors (Sheet Metal Workers' Agt.); and Sheet Metal Workers 539	Apr 30, 1975	Sudbury Construction Assn. (Rodmen's Agt.); and Structural Iron Workers 786	'
Sault Ste. Marie Builders Exchange; and Carpenters 446	Apr 30, 1973	Sudbury and District Road, Sewer and Watermain Contractors; and Labourers 493	Dec 31, 1973
Sault Ste. Marie Builders Exchange; and Electrical Workers (I.B.E.W.) 1687	Apr 30, 1972	Sudbury and District Sewer and Watermain Contractors; and International Operating Engineers 793	Apr 30, 1973
Sault Ste. Marie Builders Exchange; and International Operating Engineers 793	Apr 30, 1973	Sudbury Electrical Contractors Assn.; and Electrical Workers (I.B.E.W.) 1687	Dec 31, 1973
Sault Ste. Marie Builders Exchange; and Labourers 1036	"	Sudbury Mechanical Contractors Assn.; and Plumbers 800	Apr 30, 1973
Sault Ste. Marie Builders Exchange; and Sheet Metal Workers 504	"	Sudbury Mechanical Contractors Assn.; and Sheet Metal Workers 504	"
Sault Ste. Marie Builders Exchange Painting and Decorating Contractors; and Painters 1919	"	Sudbury Plastering Contractors; and Plasterers 70	Oct 31, 1973
		Thunder Bay Construction Assn.; and Bricklayers 25	Apr 30, 1973

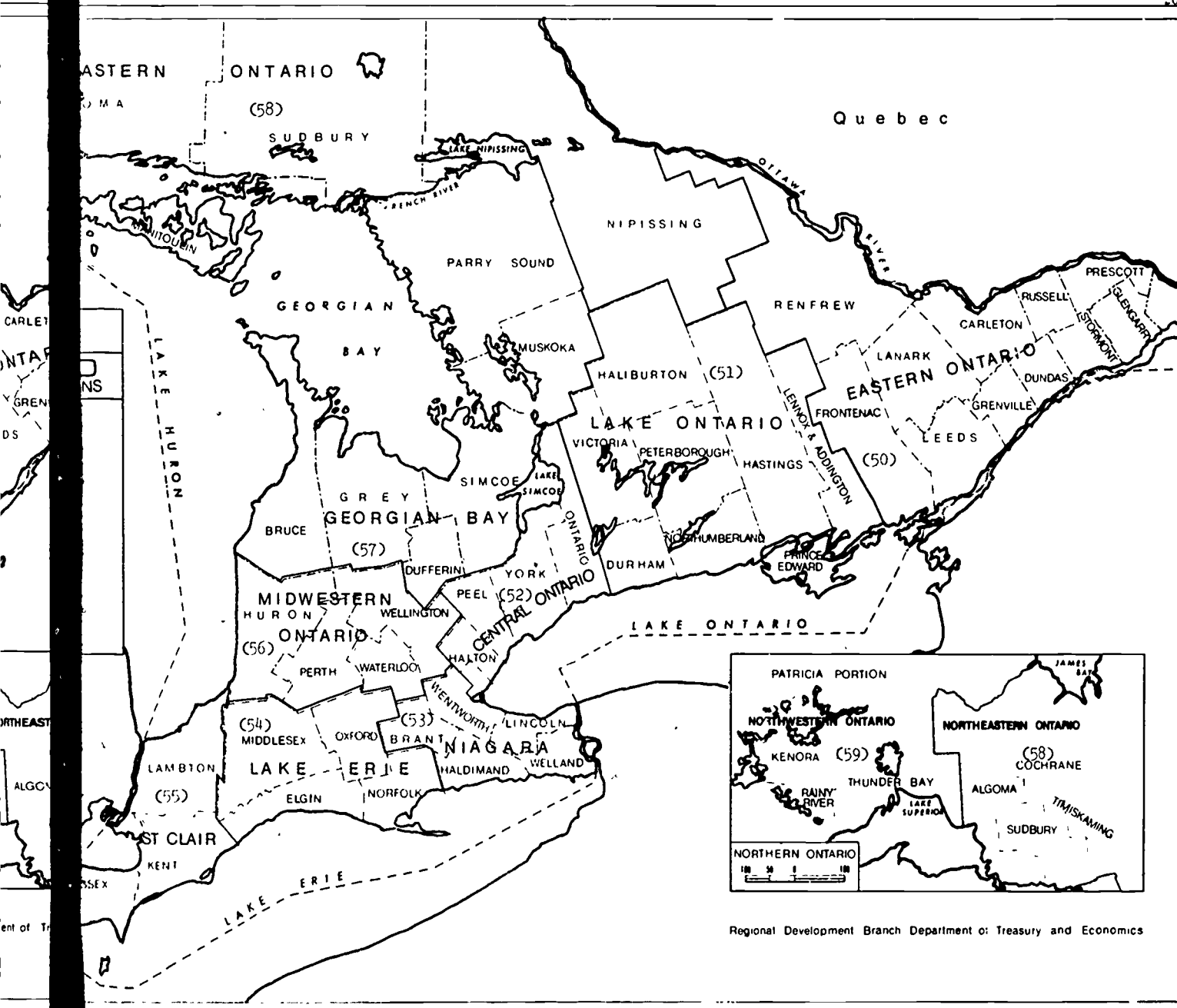
Thunder Bay Construction Assn.; and Carpenters 1669	Apr 30, 1973	Timmins Plastering, Lathing and Acoustical Contractors; and Plasterers 162	Dec 31, 1972
Thunder Bay Construction Assn. (Cement Finishers' Div.); and Carpenters 2693	"	Timiskaming General Contractors; and Carpenters 2486	Apr 30, 1973
Thunder Bay Construction Assn.; and Electrical Workers (I.B.E.W.) 339	"	Toronto Architectural Glass and Metal Con- tractors Assn.; and Painters 1819	"
Thunder Bay Construction Assn.; and International Operating Engineers 793	Mar 31, 1973	Toronto Construction Assn.; and Carpenters District Council of Toronto and Vicinity	Apr 30, 1975
Thunder Bay Construction Assn. (Painters' Div.); and Painters 1671	Apr 30, 1973	Toronto Construction Assn.; and Inter- national Operating Engineers 793	Apr 30, 1973
Thunder Bay Construction Assn. (Plastering Div.); and Plasterers 344	"	Toronto Construction Assn.; and Labourers 506	Apr 30, 1975
Thunder Bay Construction Assn. (Plumbing and Heating Div.) and Canadian Plumbing and Mechanical Contractors Assn.; and Plumbers 628	"	Toronto Construction Assn. (Cement Finishers' Agrt.); and Plasterers 598	Apr 30, 1973
Thunder Bay Construction Assn. (Iron Workers and Rodmen's Agrt.); and Structural Iron Workers 759	"	Toronto Construction Assn. (Roofers' Agrt.); and Sheet Metal Workers 30	"
Thunder Bay and District General Contractors; and Labourers 607	"	Toronto Construction Assn. (Rodmen's Agrt.); and Structural Iron Workers 721	Open End
Thunder Bay and District Road, Sewer and Watermain and Heavy Construction Contractors; and Labourers 607	Apr 30, 1974	Toronto Contracting Plasterers Assn.; and Lathers 97	Apr 30, 1973
Thunder Bay Floor Coverers; and Painters 1671	Apr 30, 1973	Toronto Contracting Plasterers Assn.; and Plasterers 48	"
Thunder Bay Roofing Contractors; and Sheet Metal Workers 397	Apr 30, 1974	Toronto and District Residential Carpentry Contractors; and Carpenters 1190	"
Timmins General Contractors; and Labourers 493	Apr 30, 1973	Toronto and District Marble, Terrazzo and Tile Contractors Assn.; and Terrazzo Workers Helpers 56	"
Timmins General Contractors; and Carpenters 2486	"	Toronto Electrical Contractors Assn.; and Electrical Workers (I.B.E.W.) 353	"
		Toronto Masonry Contractors Assn.; and Bricklayers Independent Union 1	May 1, 1974

Toronto Mechanical Contractors Assn. (Commercial and Industrial Agt.); and Plumbers 46	Apr 30, 1973	Windsor Construction Assn.; and Painters 1494	Apr 30, 1973
Toronto Mechanical Contractors Assn. (Residential Agt.); and Plumbers 46	"	Windsor Construction Assn. (Glaziers' Agt.); and Painters 1684	"
Toronto Painting and Decorating Contractors Federation; and Painters 46	"	Windsor Construction Assn. (Roofers' Agt.); and Sheet Metal Workers 235	"
Toronto Painting and Decorating Contractors Assn.; and Painters 1891	"	Windsor Construction Assn. (Sheet Metal Workers' Agt.); and Sheet Metal Workers 235	"
Toronto Residential Architectural Metal Assn.; and Structural Iron Workers 721	Feb 28, 1973	Windsor Construction Assn. and Greater Windsor Home Builders Assn. (Marble, Terrazzo and Tile Setters' Agt.); and Bricklayers 6	"
Toronto Residential Masonry Contractors; and Bricklayers 2	Apr 30, 1974		
Toronto Residential Sheet Metal Contractors Organization; and Sheet Metal Workers 285	"	Windsor Construction Assn. and Greater Windsor Home Builders Assn. (Cement Masons' Agt.); and Plasterers 345	"
Toronto Resilient Flooring Contractors Assn.; and Carpenters 2965	"	Windsor Contracting Plasterers Assn. (Plasterers' Agt.); and Plasterers 345	"
Toronto Sheet Metal and Air Handling Group; and Sheet Metal Workers 30	Apr 30, 1973	Windsor Electrical Contractors Assn. (Chatham Agt.); and Electrical Workers (I.B.E.W.) 773	"
Toronto United Lathing and Plastering Contractors Assn.; and Plasterers 117	Open End	Windsor Electrical Contractors Assn. (Windsor Agt.); and Electrical Workers (I.B.E.W.) 773	"
Windsor Construction Assn. (Bricklayers' Agt.); and Bricklayers 6	Apr 30, 1973		
Windsor Construction Assn.; and Carpenters 494	"	Windsor Heavy Construction Assn.; and International Operating Engineers 793, Labourers 625 & 749, and Teamsters 880	Apr 30, 1975
Windsor Construction Assn.; and International Operating Engineers 793	"	Windsor Mechanical Contractors Assn.; and Plumbers 552	Apr 30, 1973
Windsor Construction Assn.; and Labourers 625	"		
Windsor Construction Assn.; and Labourers 749	"		

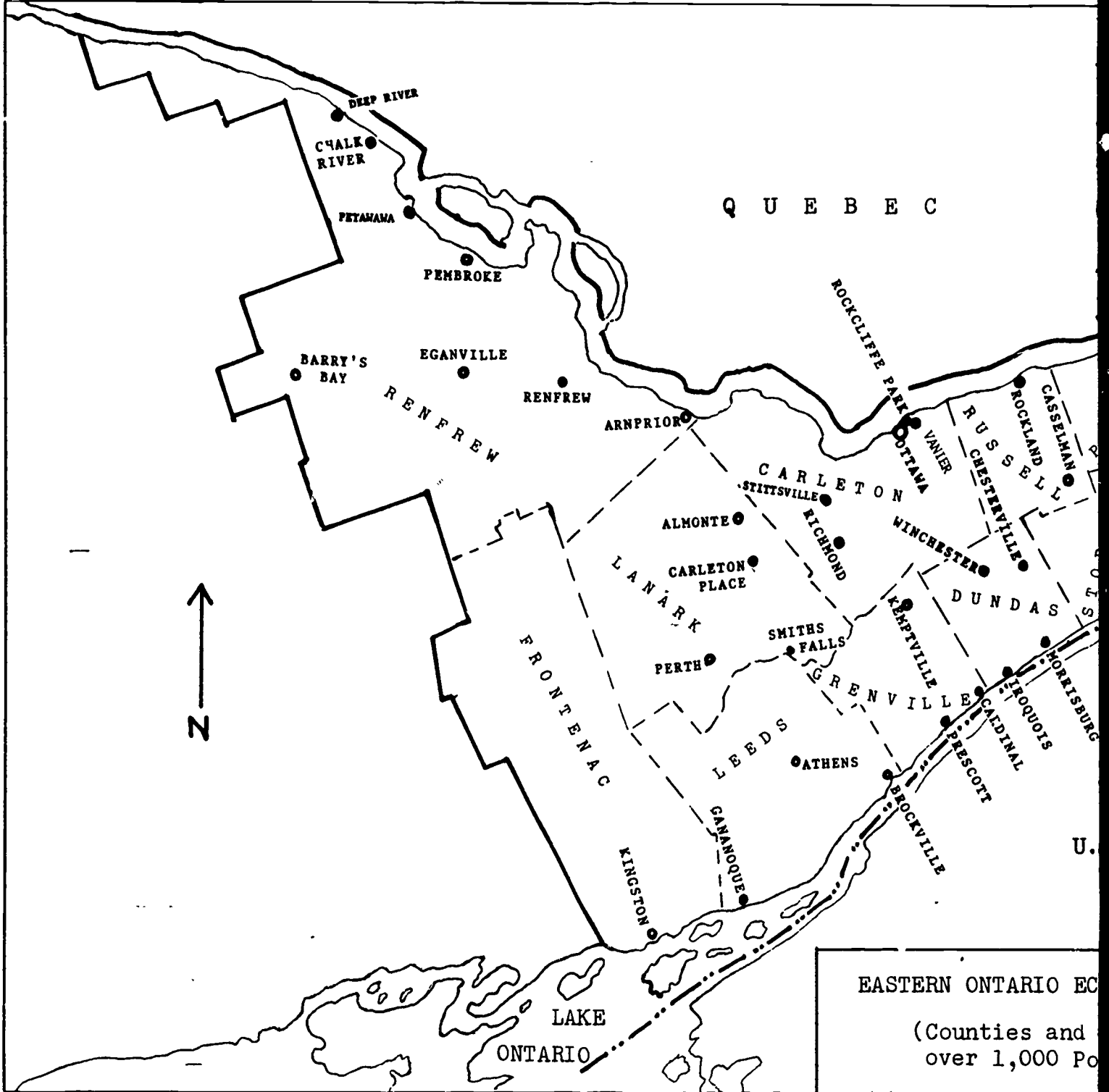
APPENDIX II



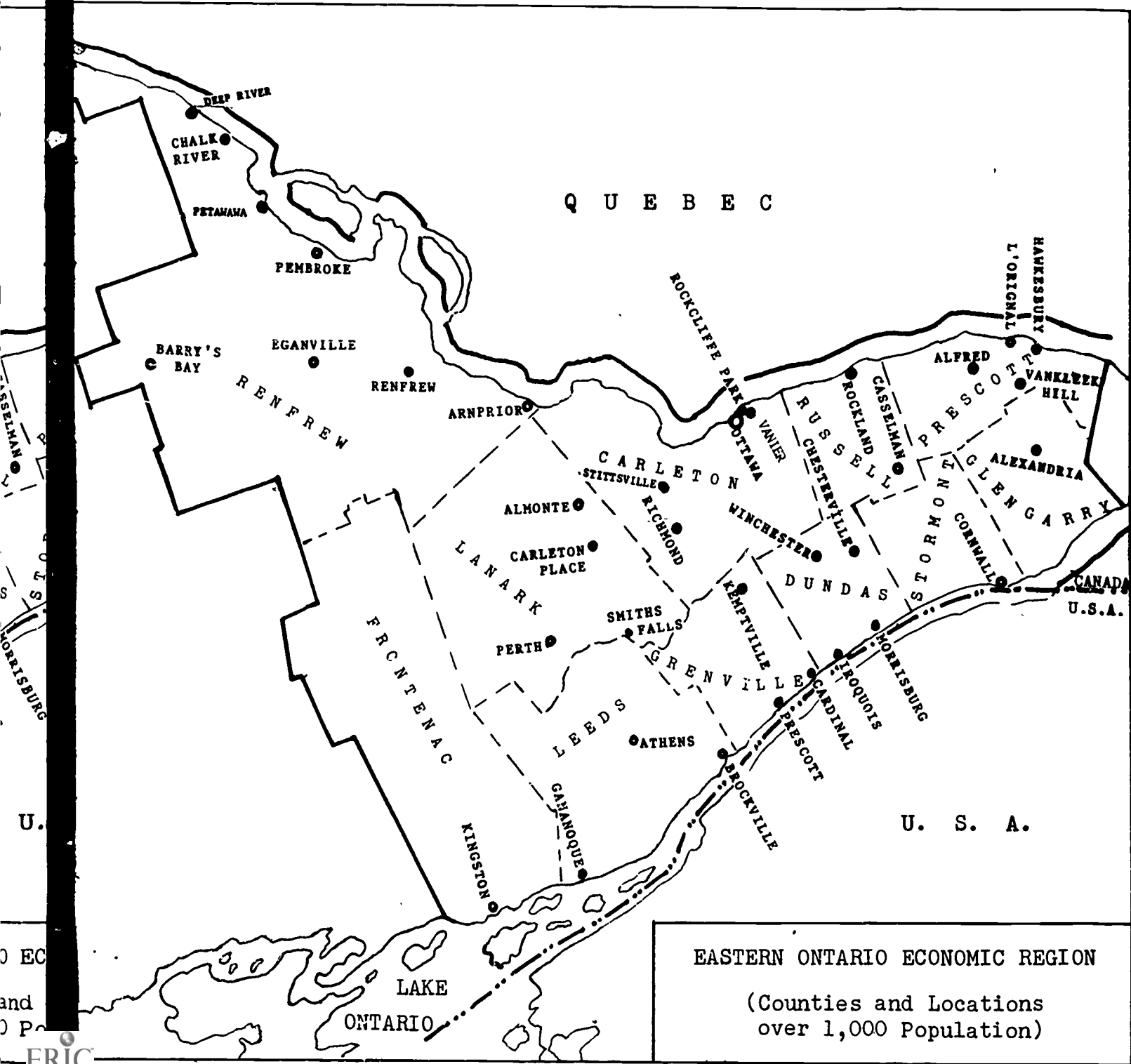
APPENDIX II



Regional Development Branch Department of Treasury and Economics



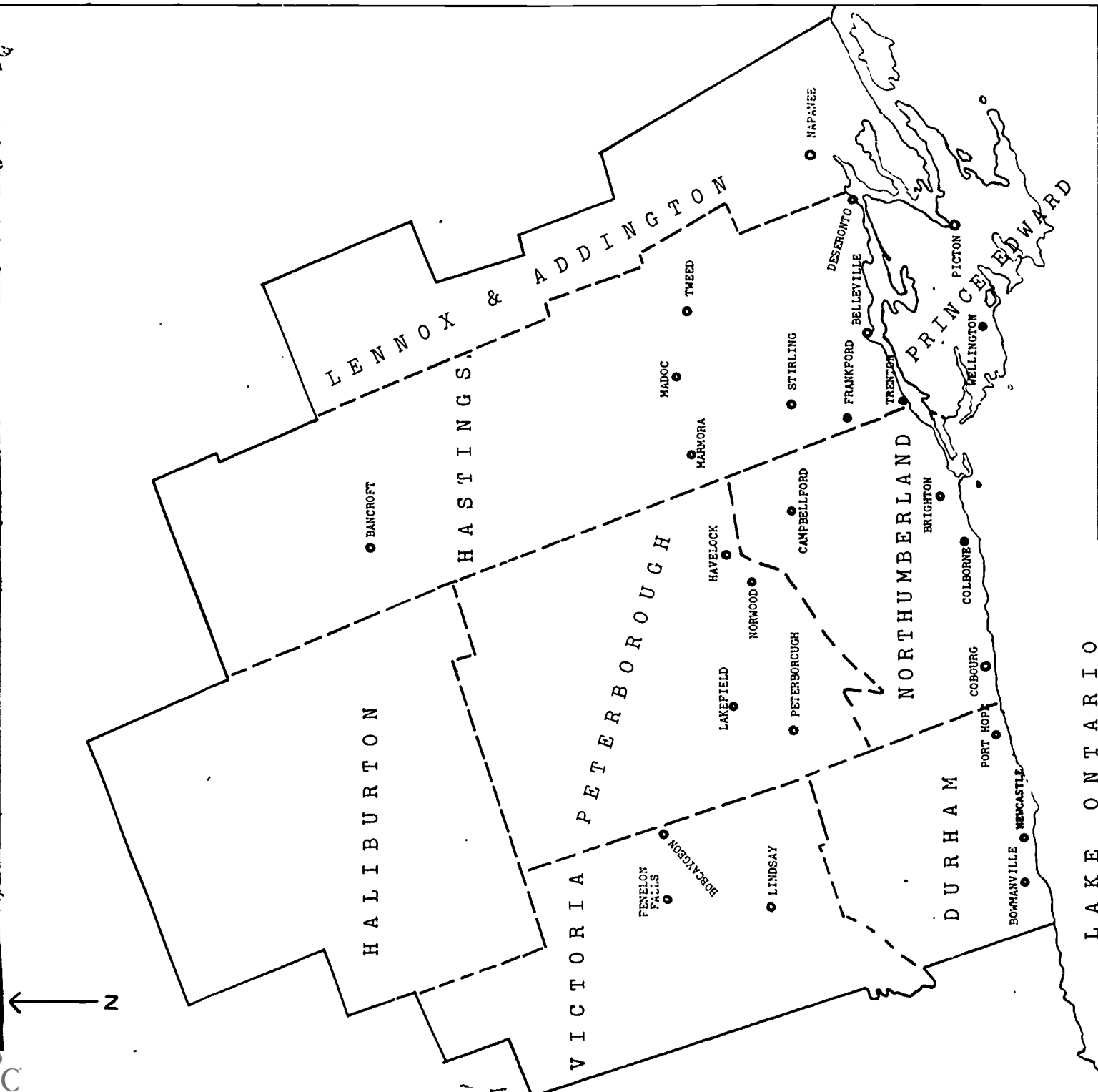
EASTERN ONTARIO EC
 (Counties and
 over 1,000 Po



Q U E B E C

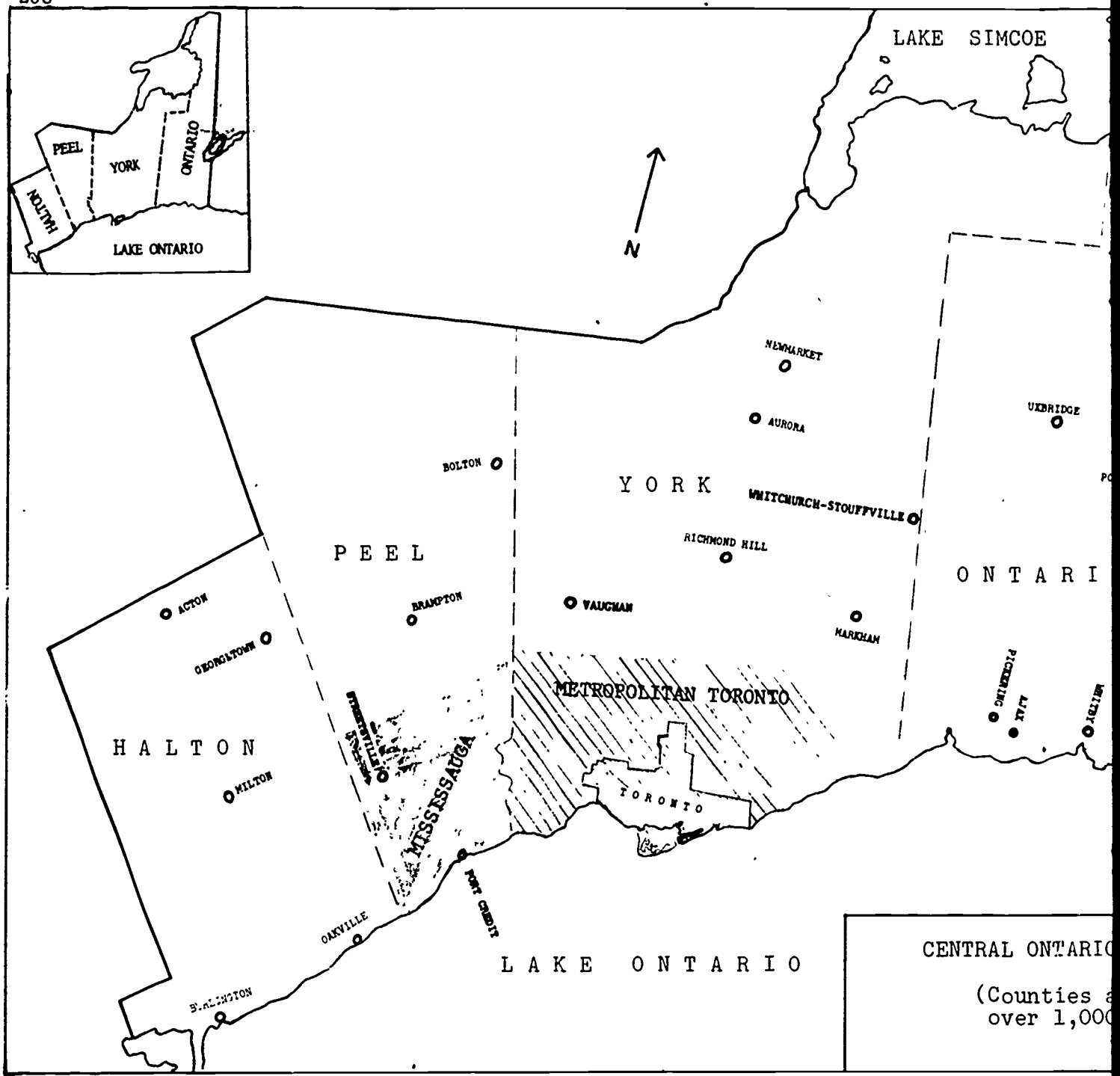
EASTERN ONTARIO ECONOMIC REGION

(Counties and Locations
over 1,000 Population)

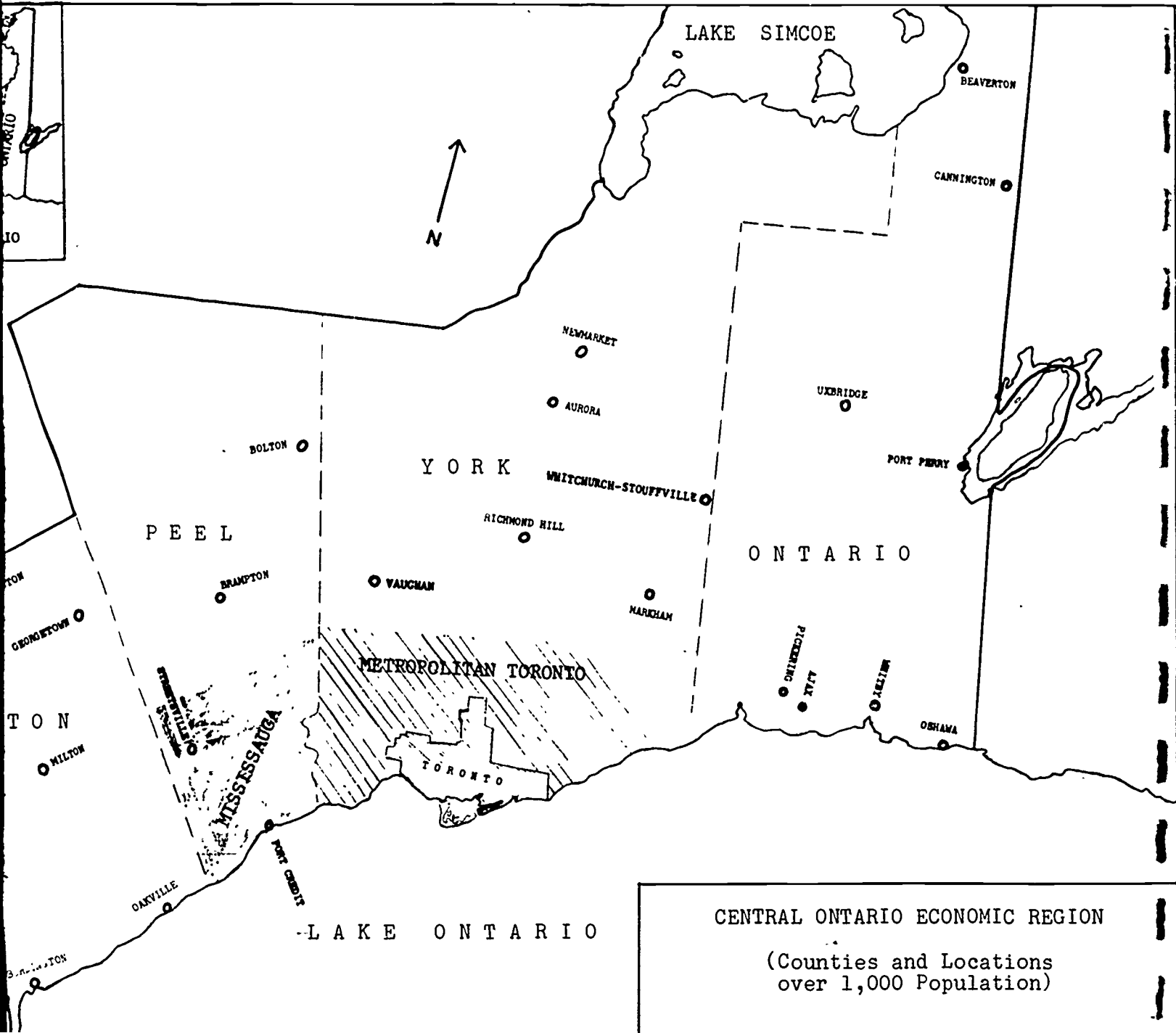


LAKE ONTARIO ECONOMIC REGION
 (Counties and Locations
 over 1,000 Population)

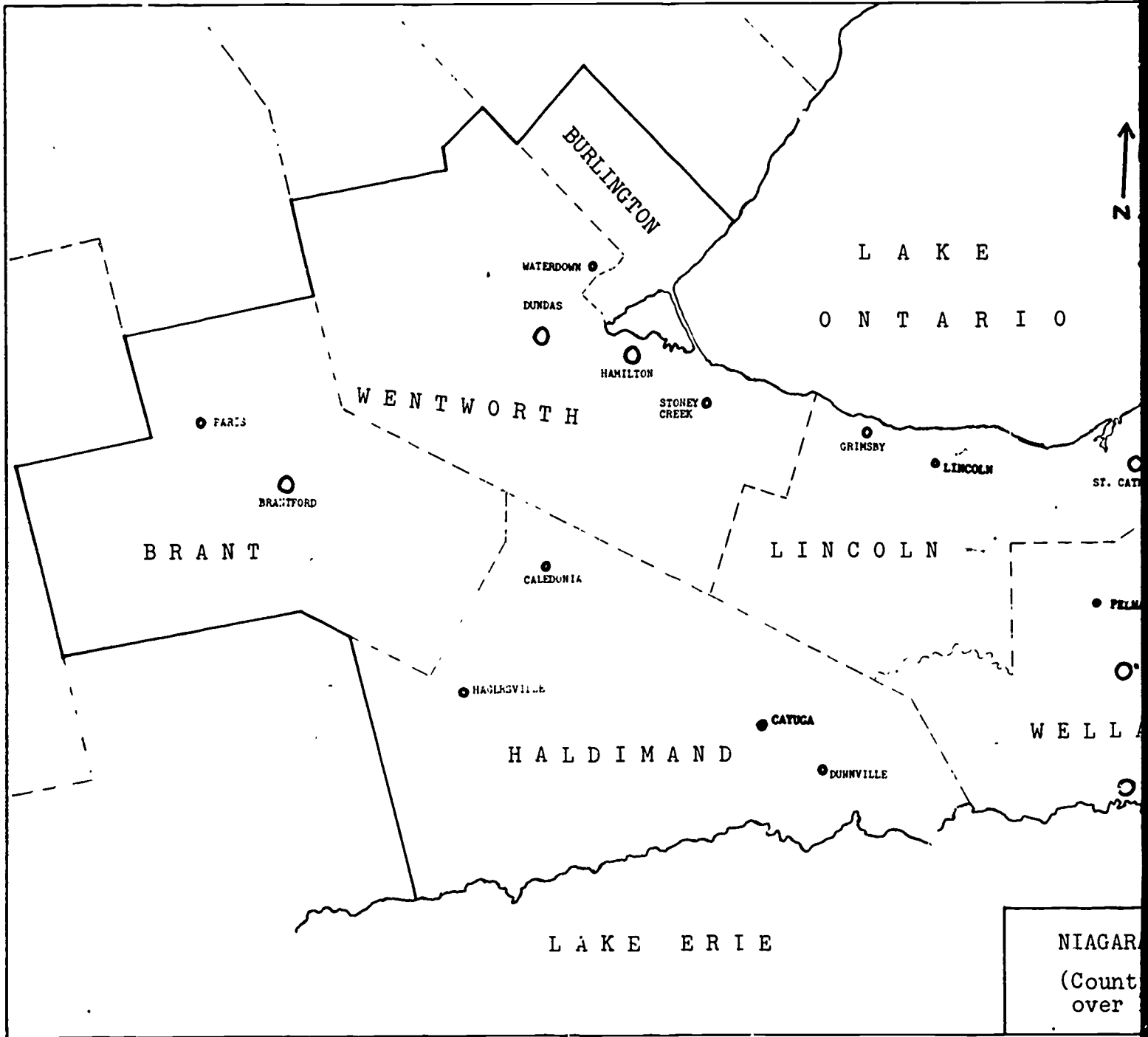


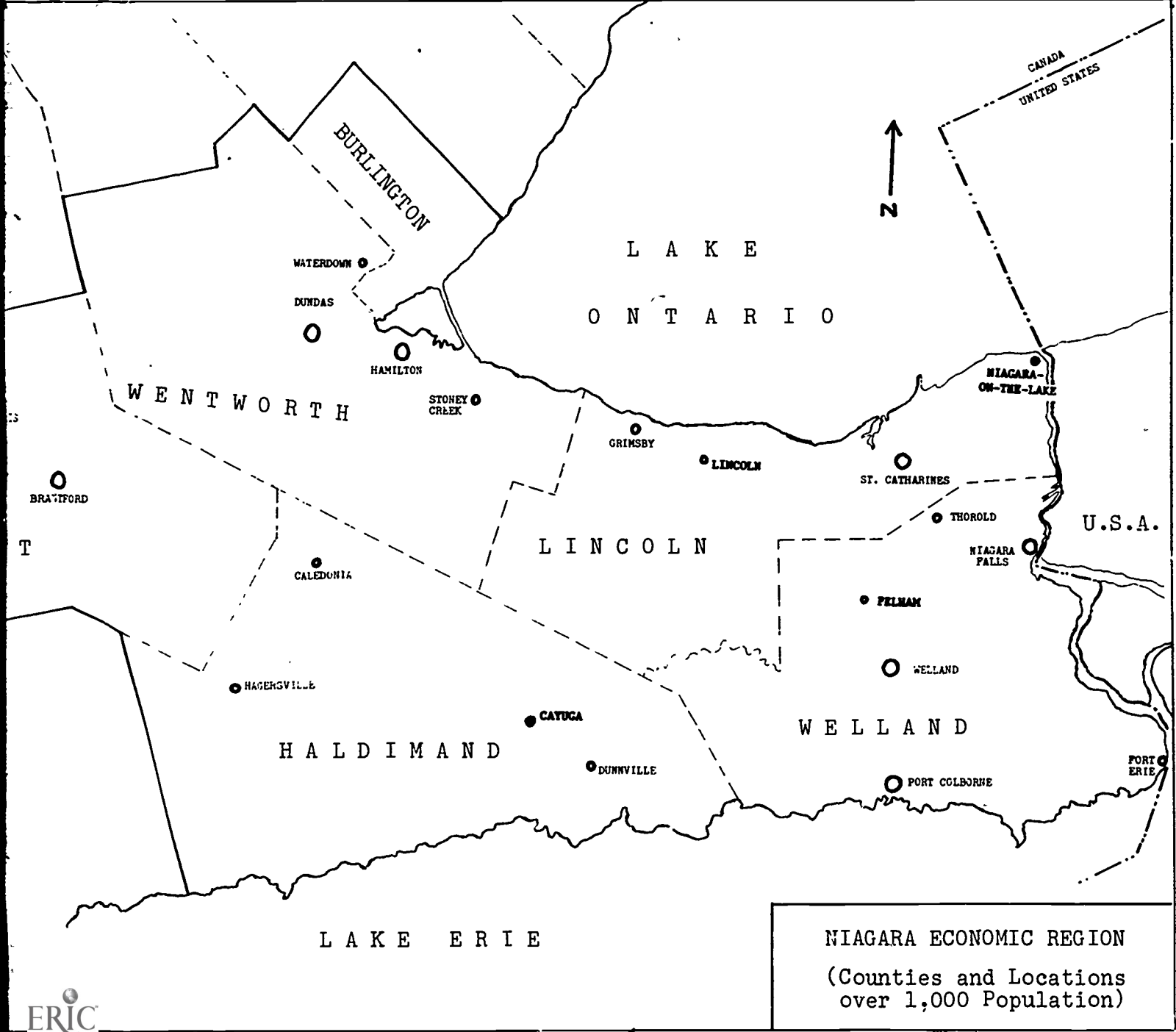


CENTRAL ONTARIO
 (Counties with
 over 1,000

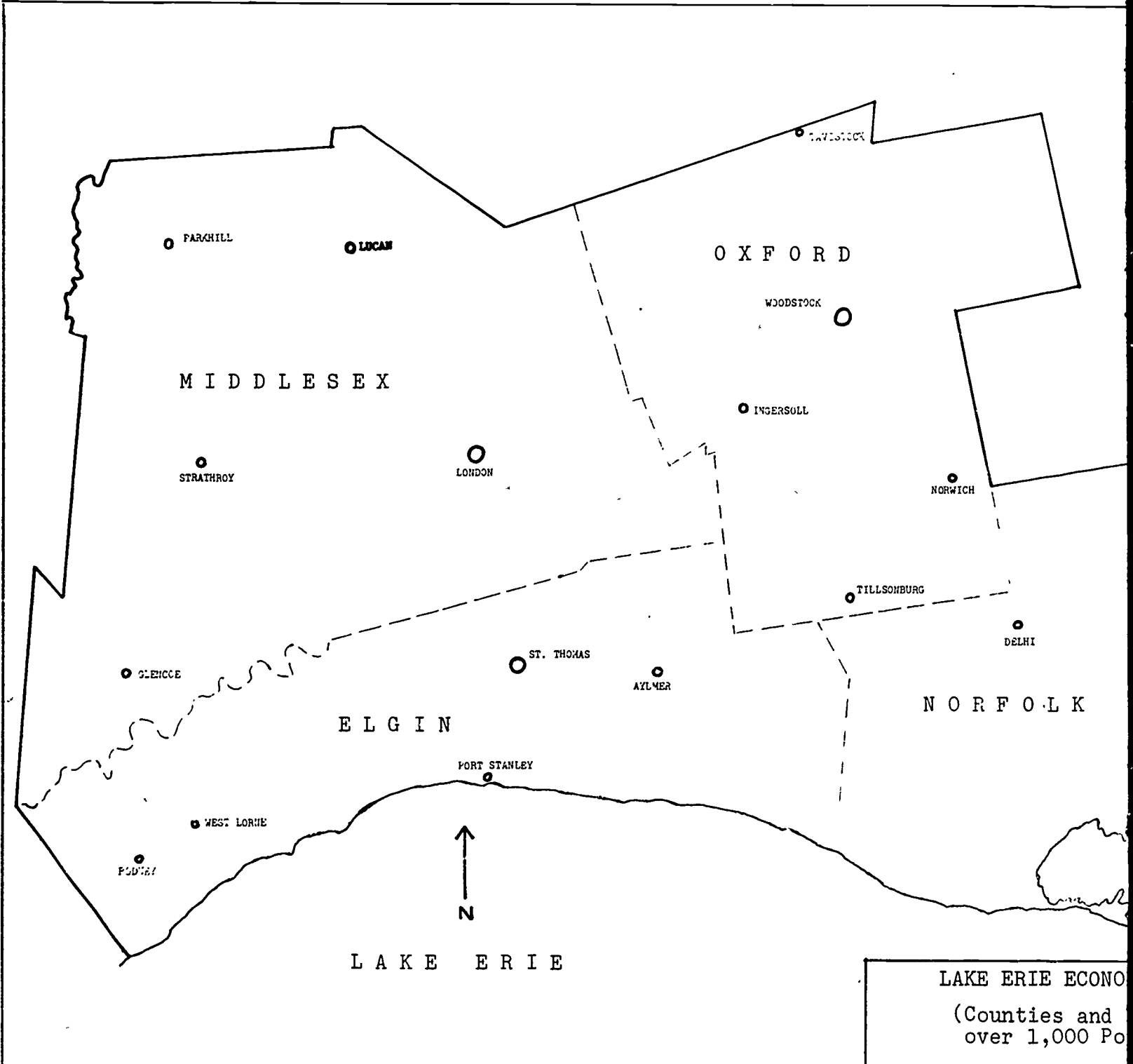


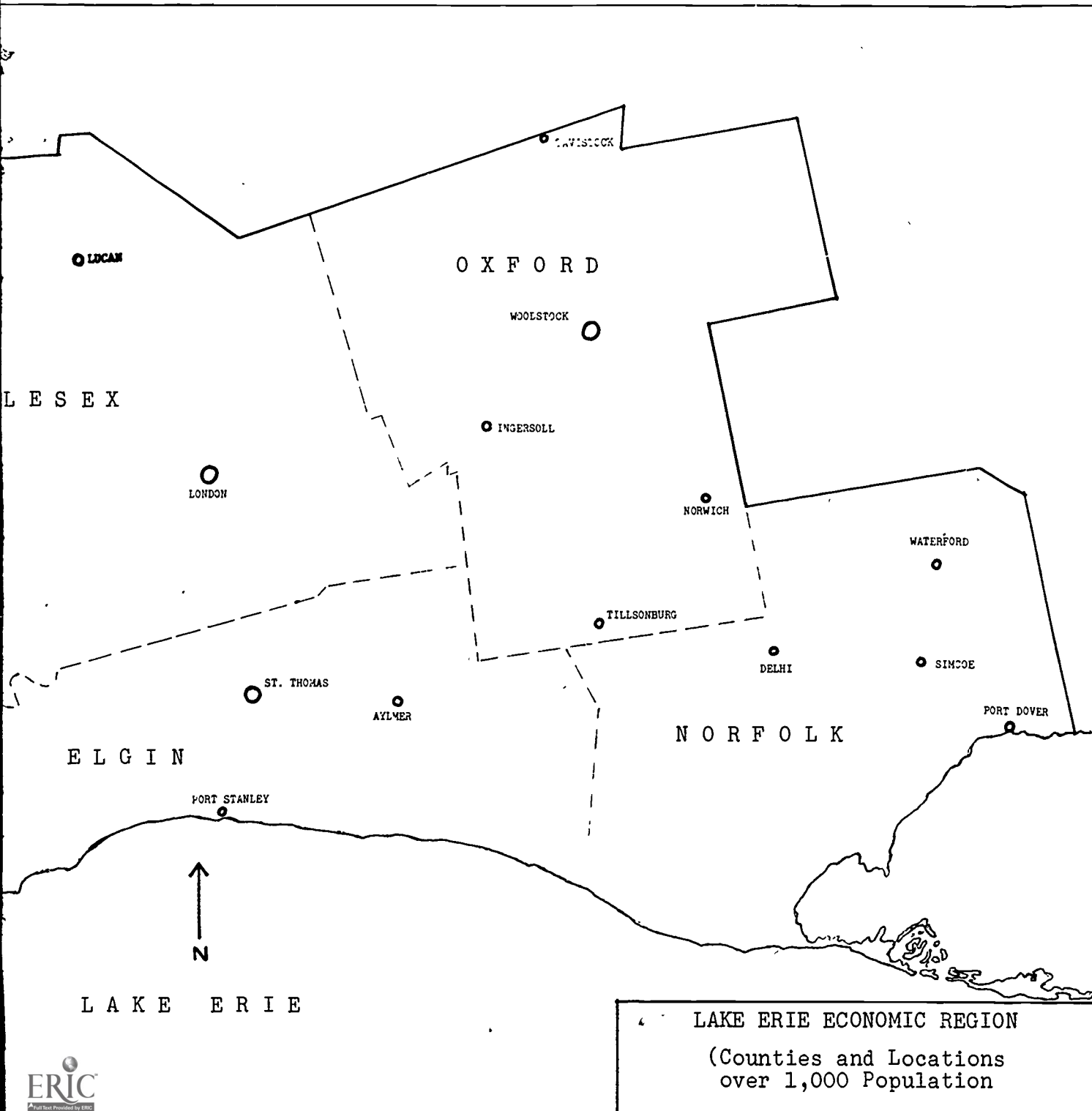
CENTRAL ONTARIO ECONOMIC REGION
 (Counties and Locations
 over 1,000 Population)

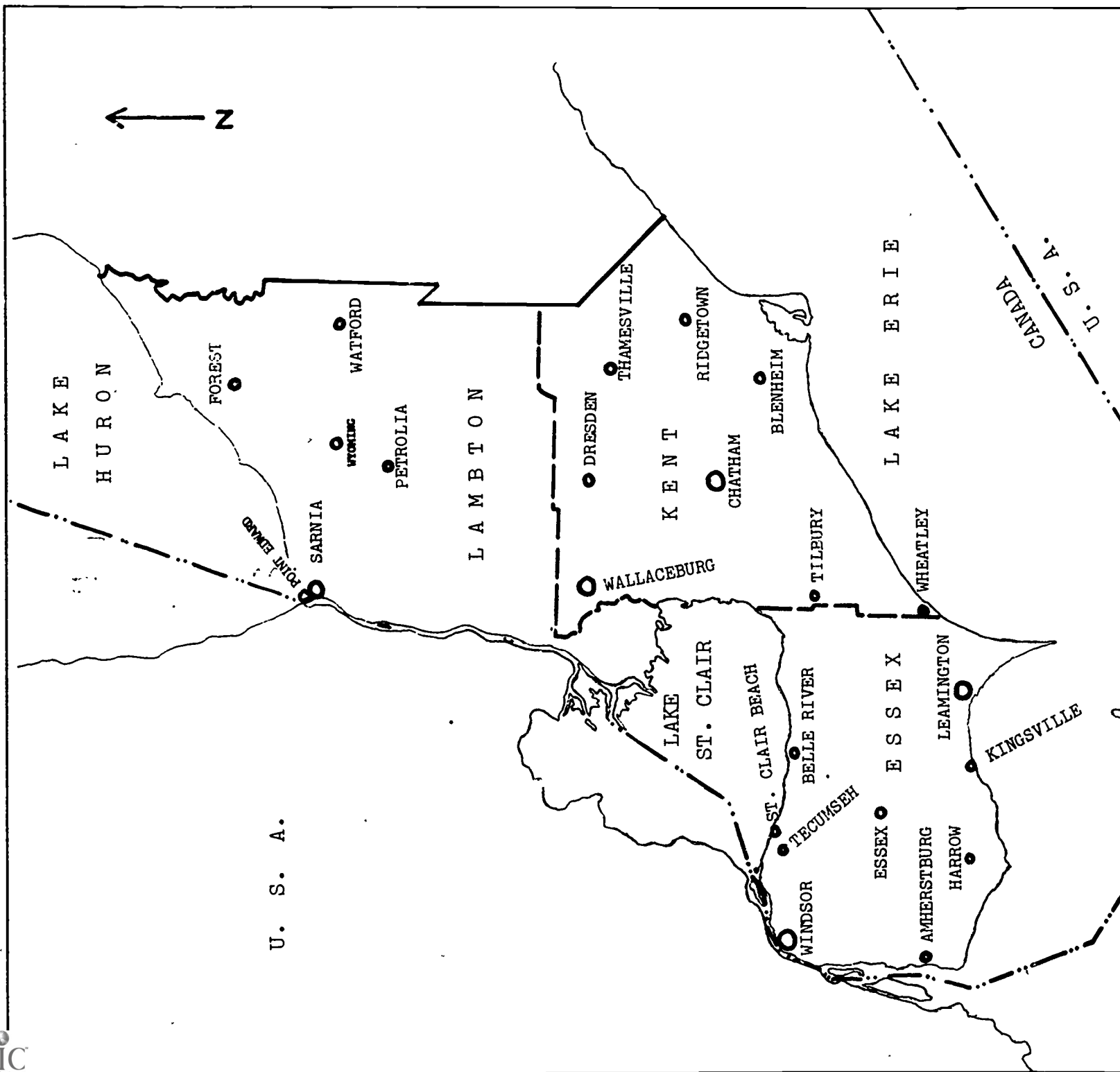


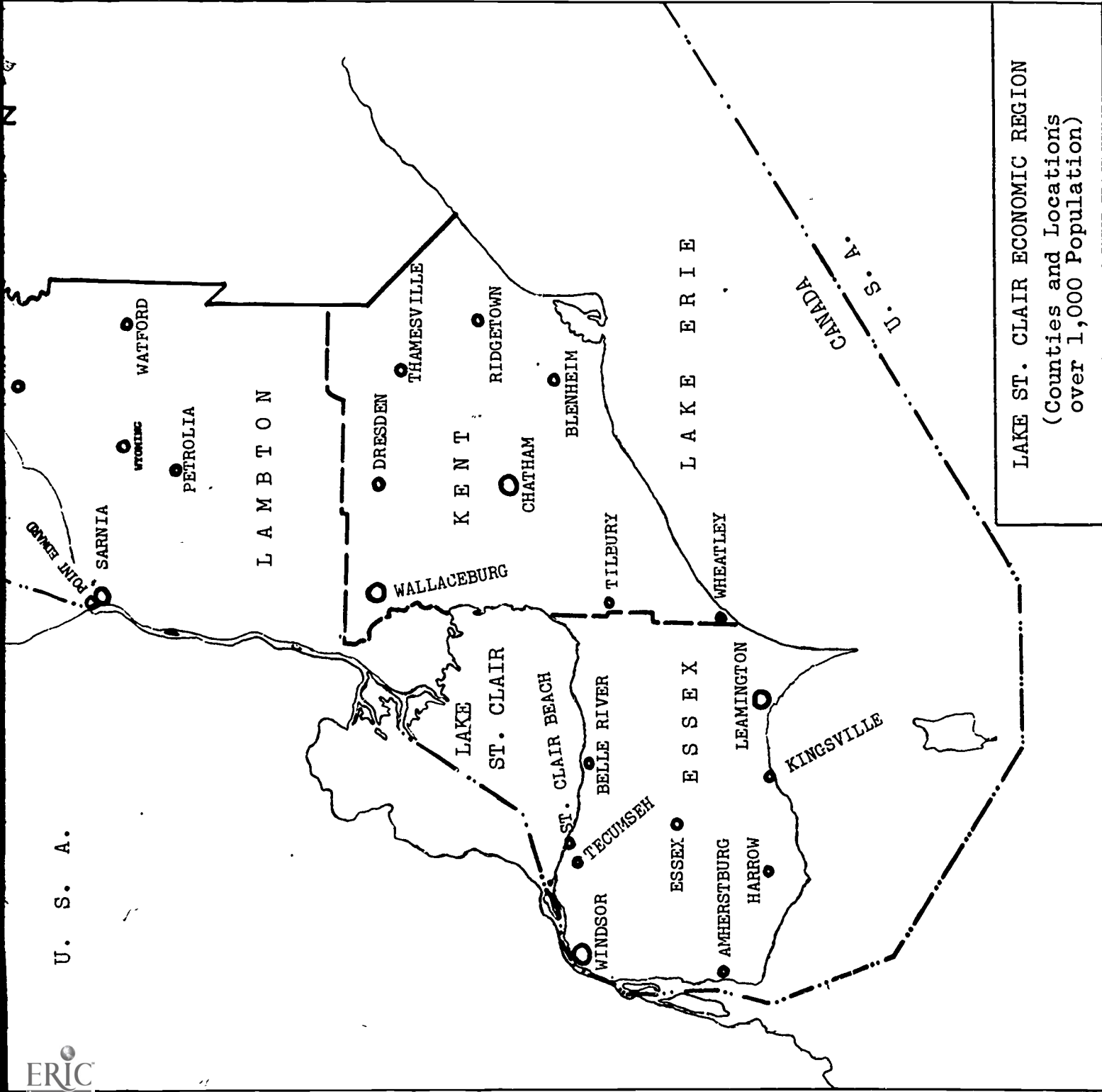


NIAGARA ECONOMIC REGION
 (Counties and Locations
 over 1,000 Population)

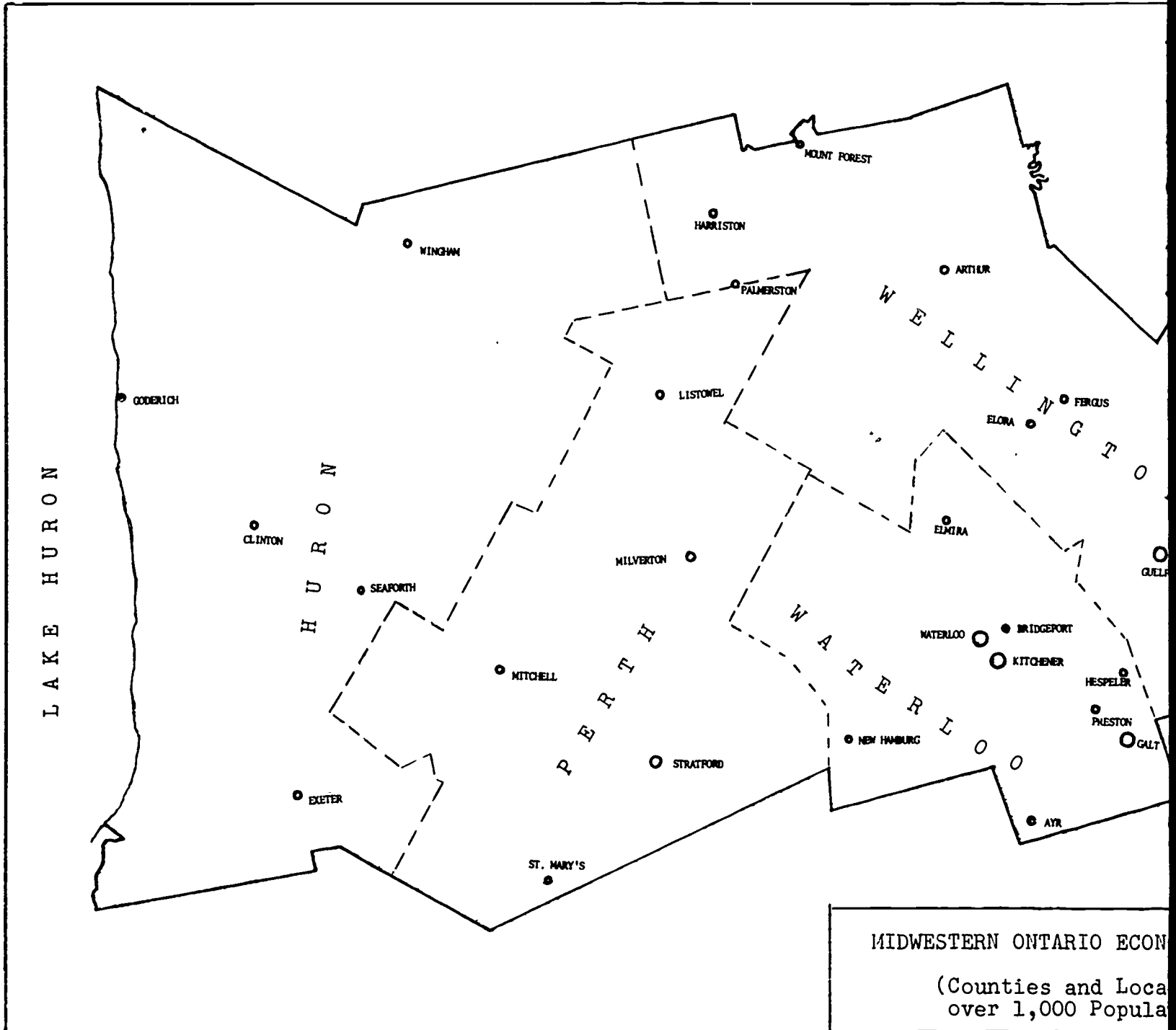


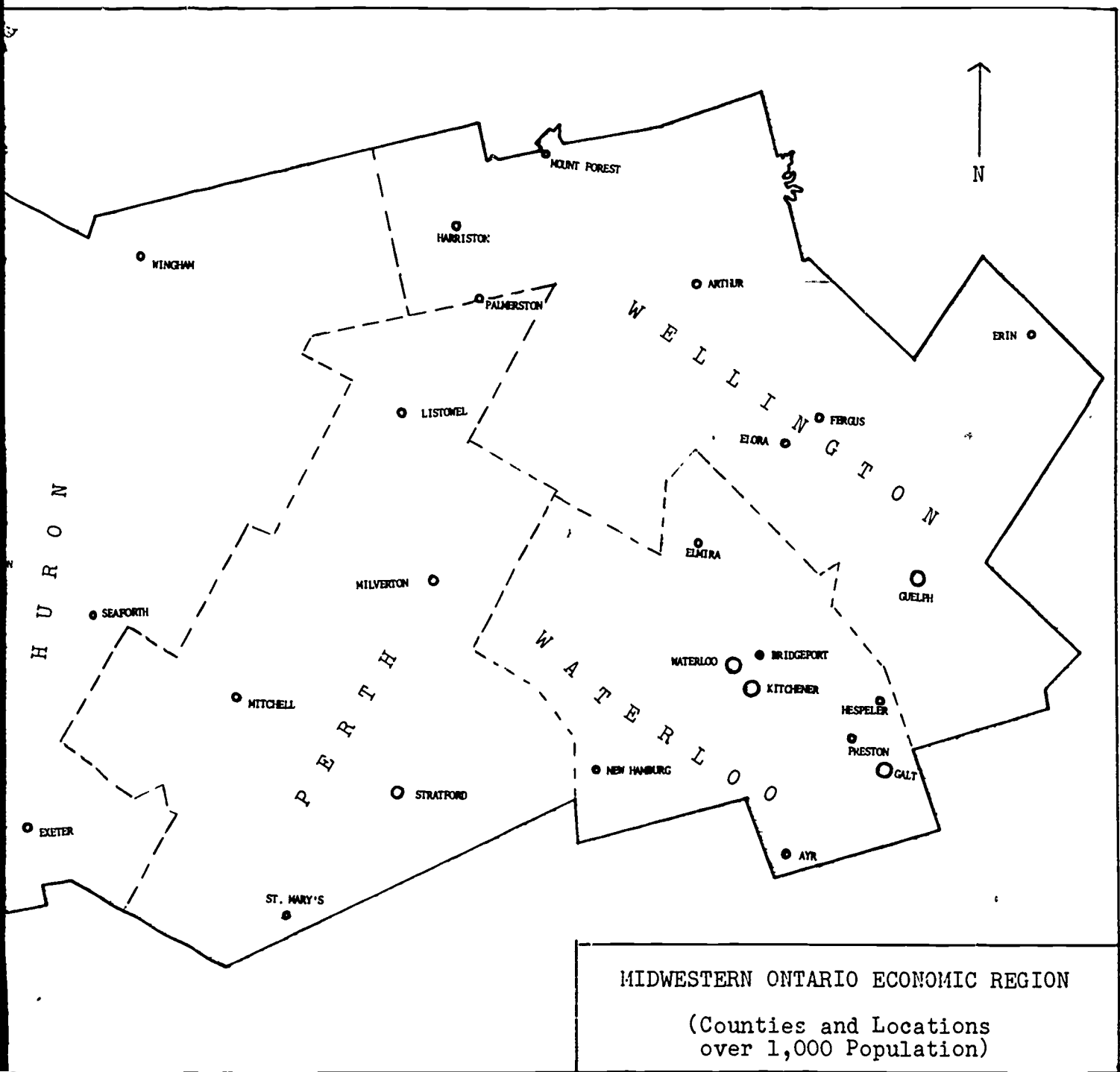






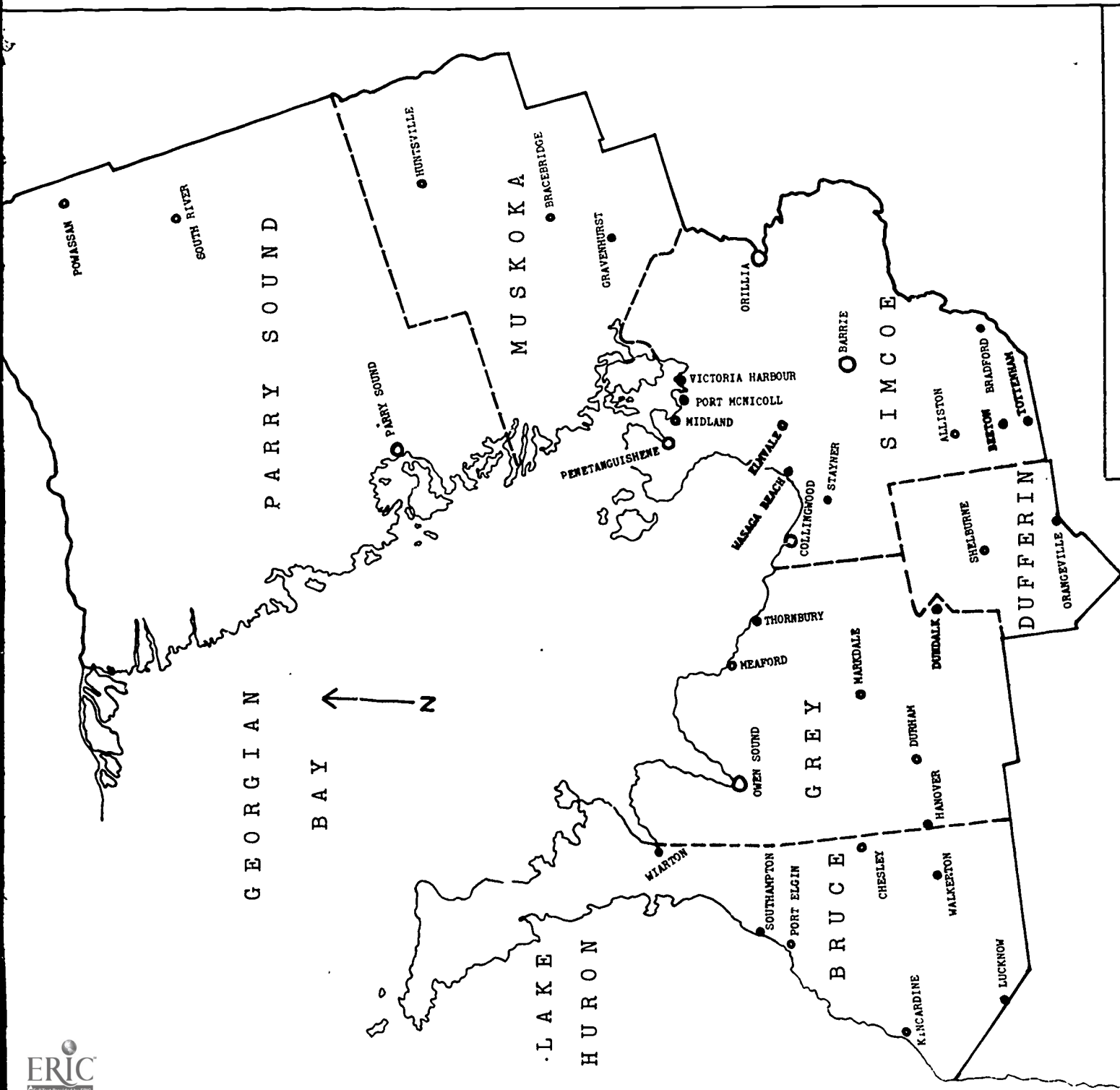
LAKE ST. CLAIR ECONOMIC REGION
(Counties and Locations
over 1,000 Population)



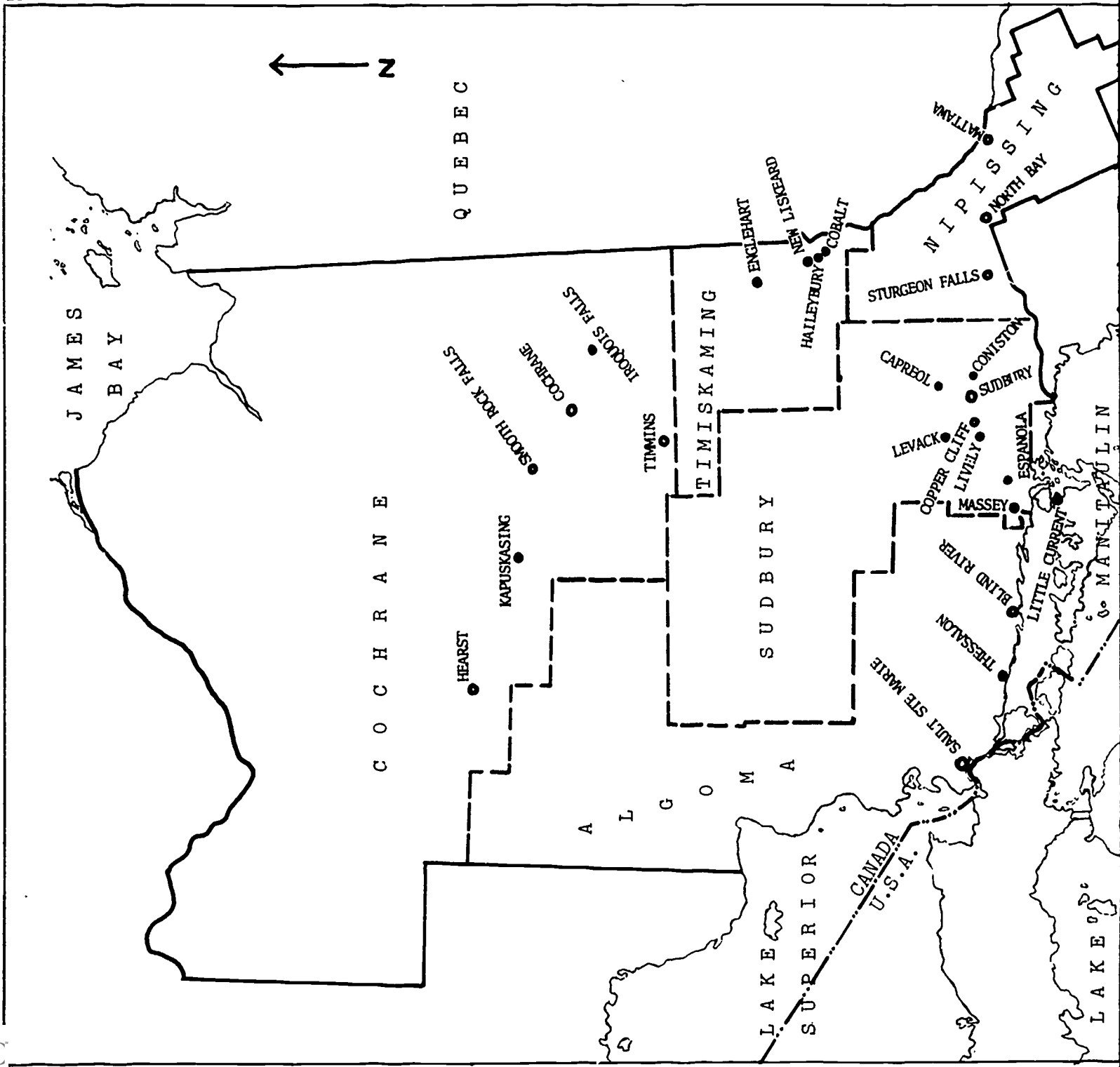


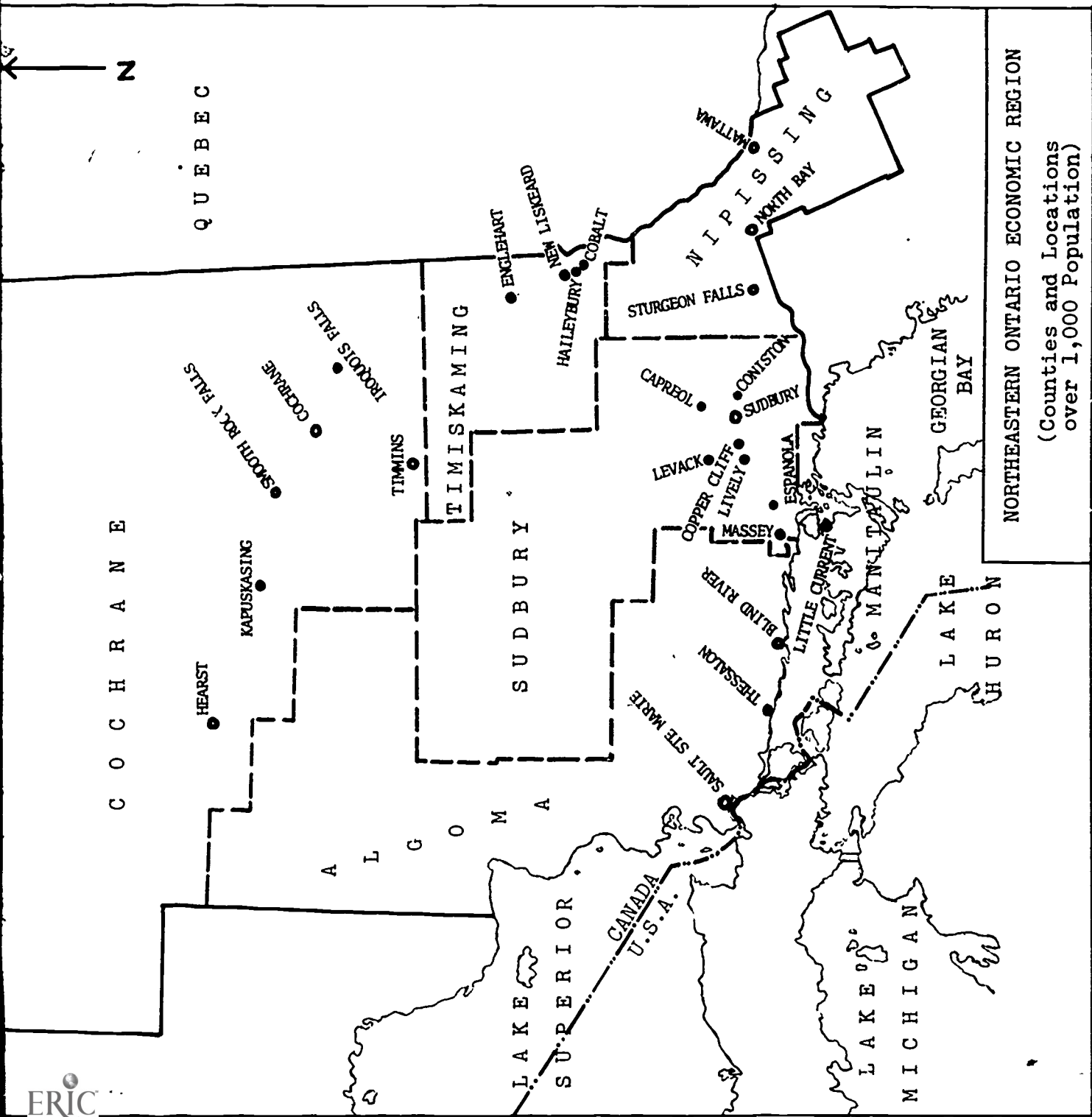
MIDWESTERN ONTARIO ECONOMIC REGION

(Counties and Locations
over 1,000 Population)



GEORGIAN BAY ECONOMIC REGION
 (Counties and Locations
 over 1,000 Population)





NORTHEASTERN ONTARIO ECONOMIC REGION
 (Counties and Locations
 over 1,000 Population)

J A M E S
B A Y

M A N I T O B A

K E N O R A

T H U N D E R
B A Y

GERALDTON

CANADA
U.S.A.

T H U N D E R
B A Y

SI O U X L O O K O U T

D R Y D E N

R A I N Y
R I V E R

F O R T F R A N C E S

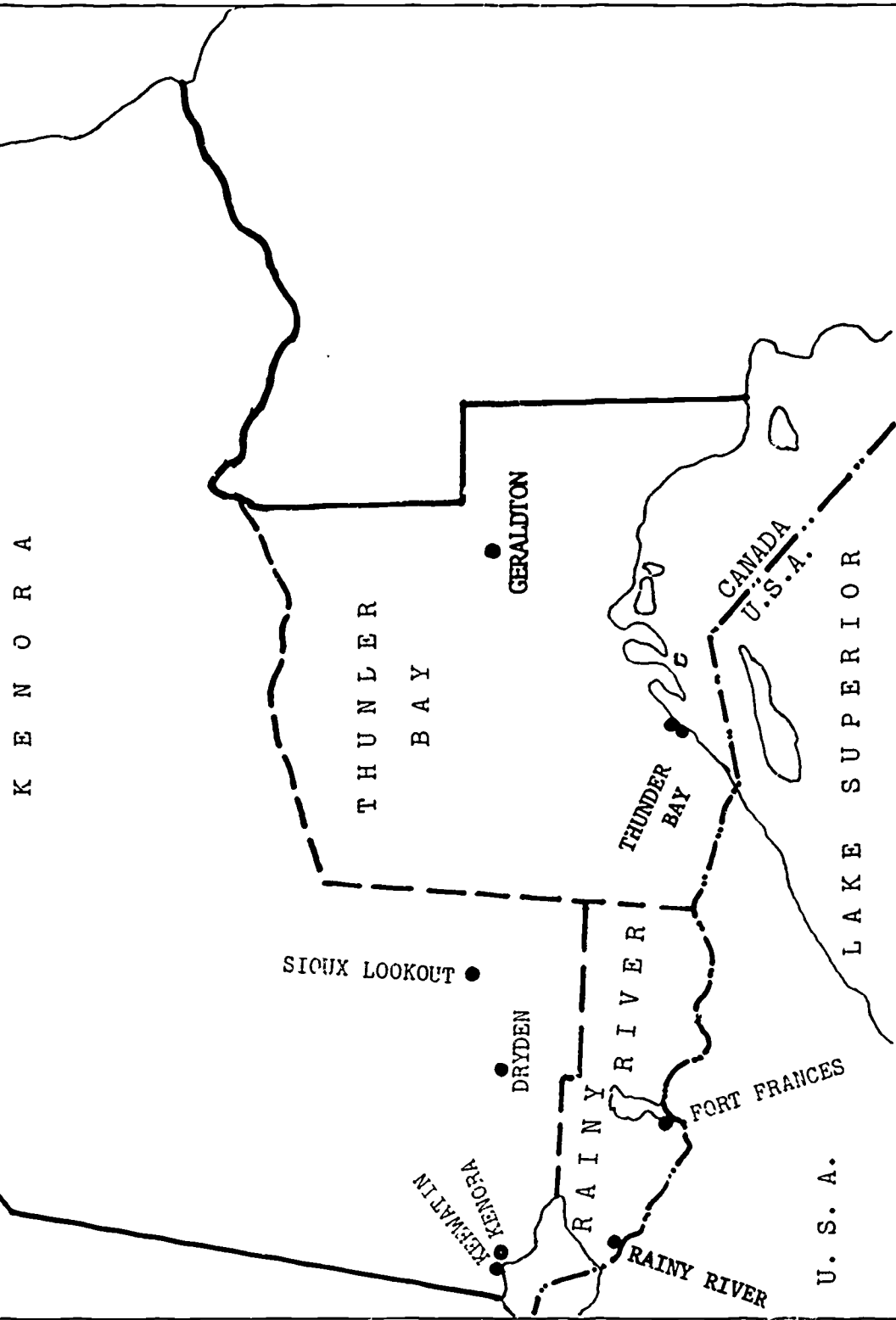
K E M O R A

R A I N Y
R I V E R

U . S . A .

L A K E S U P E R I O R





LAKEHEAD - NORTHWESTERN ONTARIO ECONOMIC REGION
(Counties and Locations
over 1,000 Population)