

DOCUMENT RESUME

ED 077 431

HE 004 253

TITLE Origin of Enrollments, Accredited Colleges and Universities, Fall Semester, 1972.
INSTITUTION Kentucky Council on Public Higher Education, Frankfort.
PUB DATE 13 Apr 73
NOTE 95p.
EDRS PRICE MF-\$0.65 HC-\$3.29
DESCRIPTORS Demography; *Enrollment Trends; *Higher Education; Research; Research Projects; *School Statistics; Statewide Planning; *Student Mobility

ABSTRACT

This document is a delineation of student enrollments for the fall semester 1972 from the 42 accredited Kentucky colleges and universities. The enrollments are aggregated by institution, state, foreign country, and Kentucky resident students by county of origin. A few general findings related to the overall enrollment characteristics of the state-supported sector of higher education and the independent sector include: (1) The total enrollment of Kentucky Colleges and universities increased 3.3% for the fall semester 1972 for a new high of 101,244 students; (2) 83,278 Kentuckians enrolled in the accredited colleges and universities of the Commonwealth for the fall semester 1972, a 3.3% increase in the number of Kentucky students over the fall semester 1971; (3) First-time freshmen enrolled in Kentucky colleges and universities totaled 21,969 for the fall 1972, a 3.2% decrease from 1971 enrollments; (4) 18,141 Kentuckians enrolled as first-time freshmen for the fall 1972, a decrease of 2.9% from 1971; (5) Kentucky colleges and universities enrolled 17,966 out-of-state students for the fall 1972; (6) Kentucky high schools graduated 44,846 students in 1972; (7) The number of Kentuckians enrolled in Kentucky colleges and universities has increased from 69,307 in 1968 to 83,278 in 1972, representing a 20.2% increase during a 5-year period. (Author/MJM)

ED 077431

ORIGIN OF ENROLLMENTS ACCREDITED COLLEGES AND UNIVERSITIES



FALL SEMESTER 1972

Council on Public Higher Education

FILMED FROM BEST AVAILABLE COPY

HE 004233

ORIGIN OF ENROLLMENTS EDITED COLLEGES AND UNIVERSITIES



U.S. DEPARTMENT OF HEALTH,
EDUCATION & WELFARE
NATIONAL INSTITUTE OF
EDUCATION
THIS DOCUMENT HAS BEEN REPRO-
DUCED EXACTLY AS RECEIVED FROM
THE PERSON OR ORGANIZATION ORIGIN-
ATING IT. POINTS OF VIEW OR OPINIONS
STATED DO NOT NECESSARILY REPRESENT
OFFICIAL NATIONAL INSTITUTE OF
EDUCATION POSITION OR POLICY

FALL SEMESTER 1972

Council on Public Higher Education

FILMED FROM BEST AVAILABLE COPY

**ORIGIN OF ENROLLMENTS
ACCREDITED COLLEGES AND UNIVERSITIES**

FALL SEMESTER 1972

**Published by
Kentucky Council on Public Higher Education
Capital Plaza Office Tower
Frankfort
40601**

(Cost of Printing Paid from State Funds)

FOREWORD

This is the sixth annual Council on Public Higher Education publication on the origin of students enrolled in the forty-two accredited Kentucky colleges and universities. This report was prepared by Mr. Herman B. Moore, Research Analyst, and Miss Phyllis Waits, Clerk Stenographer, of the Council staff.

We are grateful to the colleges and universities of Kentucky for their cooperation in providing the basic data for this report and to

Dr. Donald E. Elswick, Director of the Division of Research, Kentucky Department of Education for assistance in obtaining data on high school graduates essential to the completion of this report.

Dr. William A. Webb
Acting Executive Director
Kentucky Council on Public
Higher Education

KENTUCKY COUNCIL ON PUBLIC HIGHER EDUCATION
 Capital Plaza Office Tower
 Frankfort
 40601

Membership

Term Expires

Mr. Gordon H. Hood, Covington, Chairman	1975
Mr. Edward F. Prichard, Jr., Frankfort, Vice Chairman	1975
Mr. William G. Bailey, Paintsville	1976
Mrs. Garnett Bale, Elizabethtown	1976
Mrs. John P. Bell, Louisville	1974
Dr. Louise Caudill, Morehead	1973
President Adron Doran, Morehead State University	ex officio
President Dero Downing, Western Kentucky University	ex officio
President William F. Ekstrom, (Acting) University of Louisville	ex officio
Dr. Lyman V. Ginger, Superintendent of Public Instruction	ex officio
Dr. Albert B. Harris, Louisville	1973
President Carl M. Hill, Kentucky State University	ex officio
President Robert R. Martin, Eastern Kentucky University	ex officio
Mr. J. D. Ruark, Morganfield	1976
President Otis A. Singletary, University of Kentucky	ex officio
President Harry M. Sparks, Murray State University	ex officio
President W. Frank Steely, Northern Kentucky State College	ex officio
Dr. Loman Trover, Earlinton	1974
Mr. Barney Tucker, Lexington	1976

STAFF

Dr. William A. Webb, Acting Executive Director
 Dr. Michael J. Gardone, Jr., Associate Director for Information and Programs
 Mr. William R. Scruggs, Associate Director for Federal Programs
 Dr. Harry M. Snyder, Jr., Associate Director for Administration
 Mr. Herman B. Moore, Research Analyst
 Mr. Joe Myers, Administrative Intern
 Mrs. Elaine G. Barton, Administrative Secretary
 Mrs. Vivian Johnson, Administrative Secretary
 Miss Phyllis Waits, Clerk Stenographer

KENTUCKY COLLEGES AND UNIVERSITIES

Senior Colleges and Universities

ASBURY COLLEGE, Wilmore 40390
Dennis F. Kinlaw, President

BELLARMINE COLLEGE, Louisville 40205
Raymond J. Treece, Acting President

BEREA COLLEGE, Berea 40403
Willis D. Weatherford, President

BRESCIA COLLEGE, Owensboro 42301
Sister Joan Marie Lechner, President

CAMPBELLSVILLE COLLEGE, Campbellsville 42718
W. R. Davenport, President

CENTRE COLLEGE OF KENTUCKY, Danville 40422
Thomas A. Spragens, President

CUMBERLAND COLLEGE, Williamsburg 40769
J. M. Boswell, President

EASTERN KENTUCKY UNIVERSITY, Richmond 40475
Robert R. Martin, President

GEORGETOWN COLLEGE, Georgetown 40324
Robert L. Mills, President

KENTUCKY STATE UNIVERSITY, Frankfort 40601
Carl M. Hill, President

KENTUCKY WESLEYAN COLLEGE, Owensboro 42301
William James, President

MOREHEAD STATE UNIVERSITY, Morehead 40351
Adron Doran, President

MURRAY STATE UNIVERSITY, Murray 42071
Harry M. Sparks, President

NORTHERN KENTUCKY STATE COLLEGE, Highland Heights
W. Frank Steely, President 41076

PIKEVILLE COLLEGE, Pikeville 41501
Robert S. Cope, President

SPALDING COLLEGE, Louisville 40203
Sister Eileen M. Egan, President

THOMAS MORE COLLEGE, Covington 41017
Richard A. DeGraff, President

TRANSYLVANIA UNIVERSITY, Lexington 40508
Irvin E. Lunger, President

UNION COLLEGE, Barbourville 40906
Mahlon A. Miller, President

UNIVERSITY OF KENTUCKY, Lexington 40506
Otis A. Singletary, President

UNIVERSITY OF LOUISVILLE, Louisville 40208
William F. Ekstrom, Acting President

WESTERN KENTUCKY UNIVERSITY, Bowling Green 42101
Dero Downing, President

Junior Colleges

ALICE LLOYD COLLEGE, Pippa Passes 41844
William S. Hayes, President

LEES JUNIOR COLLEGE, Jackson 41339
Troy R. Eslinger, President

LINDSEY WILSON COLLEGE, Columbia 42728
L. R. McDonald, President

MIDWAY COLLEGE, Midway 40347
Albert N. Cox, President

SOUTHEASTERN CHRISTIAN COLLEGE, Winchester 40391
Victor N. Broaddus, President

ST. CATHARINE COLLEGE, St. Catharine 40061
Sister Margaret Marie Hofstetter, President

SUE BENNETT COLLEGE, London 40741
Earl F. Hays, President

University of Kentucky
Community College System

ASHLAND COMMUNITY COLLEGE, Ashland 41101
Robert Goodpaster, Director

ELIZABETHTOWN COMMUNITY COLLEGE, Elizabethtown
James Owen, Director 42701

HAZARD COMMUNITY COLLEGE, Hazard 41701
J. Marvin Jolly, Director

HENDERSON COMMUNITY COLLEGE, Henderson 42420
Marshall Arnold, Director

HOPKINSVILLE COMMUNITY COLLEGE, Hopkinsville
Thomas Riley, Director 42240

JEFFERSON COMMUNITY COLLEGE, Louisville 40201
John Smith, Director

LEXINGTON TECHNICAL INSTITUTE, Lexington 40506
M. L. Archer, Director

MADISONVILLE COMMUNITY COLLEGE, Madisonville 4243
G. Harold Massey, Director

MAYSVILLE COMMUNITY COLLEGE, Maysville 41056
James Shires, Director

PADUCAH COMMUNITY COLLEGE, Paducah 42001
Donald Clemens, Director

PRESTONSBURG COMMUNITY COLLEGE, Prestonsburg 4165
Henry Campbell, Director

SOMERSET COMMUNITY COLLEGE, Somerset 42501
Roscoe Kelley, Director

SOUTHEAST COMMUNITY COLLEGE, Cumberland 40823
Bruce Wilson, Director

PREFACE

Origin of Enrollments is a delineation of student enrollments for the Fall Semester 1972 from the forty-two accredited Kentucky colleges and universities. The enrollments are aggregated by institution, state, foreign country, and Kentucky resident students by county of origin. These figures are total enrollment by headcount and are reconciled with the Council publication, Kentucky College and University Enrollments 1972.

The Kentucky state-supported and independent institutions of higher education enrolled 101,244 students for the Fall Semester 1972. This was an increase of 3,260 students over 1971. Additional information about Kentucky high school graduates and the percentage of the 1972 graduating classes attending college

can be found in Holding Power and Graduates published by the Division of Research, Kentucky Department of Education. A few general findings related to the overall enrollment characteristics of the state-supported sector of higher education and the independent sector follow:

1. The total enrollment of Kentucky colleges and universities increased 3.3 percent for the Fall Semester 1972 for a new high of 101,244 students.

The state-supported college and university sector experienced a 5.0 percent increase in students for the Fall Semester 1972, with an enrollment of 84,328 students.

The independent college and university sector experienced a 4.3 percent decrease in enrollment for the Fall Semester 1972, enrolling 16,916 students.

2. 83,278 Kentuckians enrolled in the accredited colleges and universities of the Commonwealth for the Fall Semester 1972. This represents a 3.3 percent increase in the number of Kentucky students over the Fall Semester 1971.

The state-supported college and university sector enrolled 70,567 Kentuckians. This represents a 2.3 percent increase over Fall Semester 1971.

The independent college and university sector enrolled 12,711 Kentuckians, and is a 9.5 percent increase from the Fall Semester 1971.

3. First-time freshmen enrolled in Kentucky colleges and universities totaled 21,969 for the Fall Semester 1972 which was a 3.2 percent decrease from 1971 enrollments.

First-time freshman enrollment in the state-supported college and university sector was 17,540. This figure is a 2.5 percent decrease from 1971 enrollments.

First-time freshman enrollment in the independent college and university sector was 4,329, a 6.0 percent decrease from 1971.

4. 18,141 Kentuckians enrolled as first-time freshmen for the Fall Semester 1972. This figure is a 2.9 percent decrease from 1971.

Of this number 15,461 enrolled in the state-supported sector of higher education. This was a 2.7 percent decrease over the 1971 first-time freshman enrollment.

2,680 Kentuckians enrolled as first-time freshmen in the independent college and university sector. This was a 4.0 percent decrease from 1971 first-time freshman enrollment.

5. Kentucky colleges and universities enrolled 17,966 out-of-state students for the Fall Semester 1972. This figure is equal to 17.8 percent of the total enrollment of 101,244 students in Kentucky colleges and universities and is greater than the number enrolled in 1971, however, the percentage remained unchanged.

Out-of-state student enrollment in the state-supported colleges and universities was equal to 14.3 percent of their total enrollment for the Fall Semester 1972.

Out-of-state student enrollment in the independent college and university sector is equal to approximately 34.9 percent of their total enrollment for the Fall Semester 1971.

6. Kentucky high schools graduated 44,846 students in 1972. The number of Kentuckians enrolled as first-time freshmen in Kentucky colleges and universities for the Fall Semester 1972 were equal to 40.5 percent of the 1972 Kentucky high school graduates.

7. The number of Kentuckians enrolled in Kentucky colleges and universities has increased from 69,307 in 1968 to 83,278 in 1972, representing a 20.2 percent increase during the five-year period.

8. In 1969 the Council on Public Higher Education adopted a policy to limit the out-of-state student enrollment in the state system of colleges and universities to 15 percent of the undergraduate enrollment by the Fall Semester 1972. The policy also indicated that a

state institution should not exceed 20 percent out-of-state students in their undergraduate enrollment. The Fall Semester 1972 enrollment for the state system indicates 14.0 percent of the undergraduates are out-of-state students. Additional information about institution enrollments may be found in Kentucky College and University Enrollments 1972.

The 1972 enrollments included a new dimension in Kentucky higher education. Four Kentucky colleges and universities, at the request of military authorities at Fort Knox and Fort Campbell, Kentucky, formalized opportunities for military personnel to continue their education by providing programs leading to associate, baccalaureate and graduate degrees. The former Fort Knox Community College has become University of Kentucky - Fort Knox Center and is offering programs for resident credit leading to a four-year degree through the University of Kentucky College of Arts and Sciences.

At Fort Campbell, Eagle University was established to provide resident credit programs through a consortium of Kentucky and Tennessee colleges and universities. Hopkinsville Community College, Murray State University, and Western Kentucky University are operating degree credit programs through Eagle University at Fort Campbell.

The data utilized in this report about high school graduates was obtained from the Kentucky Department of Education publication, Holding Power and Graduates. The Kentucky college and university enrollment data in this

report was submitted by the forty-two accredited institutions of higher education in the Commonwealth of Kentucky.

William A. Webb
Acting Executive Director
Kentucky Council on Public
Higher Education

April 13, 1973

LIST OF TABLES

Table	Page
1 Fall Semester 1972 Summary of Enrollment by County of Residence at Accredited Kentucky Institutions of Higher Education	1
2 Fall Semester 1972 Summary of Enrollment by State of Residence at Accredited Kentucky Institutions of Higher Education	6
3 Total Enrollment and First-Time Freshman Enrollment of Kentucky Students by County of Origin at Accredited Kentucky Colleges and Universities, Fall 1972.	8
4 Fall Semester 1972 Enrollment by County of Residence at the Eight State-Supported Kentucky Colleges and Universities.	13
5 Fall Semester 1972 Student Enrollment at the Eight State-Supported Kentucky Colleges and Universities by State, Territory and Foreign Country of Residence.	17
6 Fall Semester 1972 Student Enrollment by County of Residence at Kentucky Independent Senior Institutions of Higher Education	19
7 Fall Semester 1972 Student Enrollment by State of Residence at Kentucky Independent Senior Institutions of Higher Education	23
8 Fall Semester 1972 University of Kentucky Community College System Enrollment by County of Residence	26
9 Fall Semester 1972 University of Kentucky Community College System Enrollment by State of Residence	31
10 Fall Semester 1972 Kentucky Independent Junior College Enrollment by County of Residence.	34
11 Fall Semester 1972 Kentucky Independent Junior College Student Enrollment by State of Residence	38
12 Fall Semester 1972 Summary of First-time Freshman Enrollment by County of Residence at Accredited Kentucky Colleges and Universities.	40

LIST OF TABLES (CONTINUED)

Table	Page
13 Fall Semester 1972 Summary of First-time Freshman Enrollment by State of Residence at Accredited Kentucky Colleges and Universities	44
14 Fall Semester 1972 First-time Freshman Enrollment by County of Residence at the Eight State-Supported Kentucky Colleges and Universities	46
15 Fall Semester 1972 First-time Freshman Enrollment by State of Residence at the Eight State-Supported Kentucky Colleges and Universities	50
16 Fall Semester 1972 First-time Freshman Enrollment by County of Residence, Kentucky Independent Senior Institutions of Higher Education	52
17 Fall Semester 1972 First-time Freshman Enrollment by State of Residence, Kentucky Independent Senior Institutions of Higher Education	56
18 Fall Semester 1972 First-time Freshman Enrollment by County of Residence, University of Kentucky Community College System	59
19 Fall Semester 1972 First-time Freshman Enrollment by State of Residence, University of Kentucky Community College System	63
20 Fall Semester 1972 First-time Freshman Enrollment by County of Residence Kentucky Independent Junior Colleges	66
21 Fall Semester 1972 First-time Freshman Enrollment by State of Residence Kentucky Independent Junior Colleges	70
22 Summary of Accredited Kentucky College and University Enrollments, Fall Term 1972.	72
23 Summary of Enrollments, By County of Origin, at Accredited Kentucky Colleges and Universities, 1968-72	74
24 Summary of High School Graduates and First-time Freshman by County of Origin, 1970-72.	78
25 Fall 1972, Enrollment at United States Armed Forces Education Centers in Kentucky.	82

LIST OF MAPS

Map	Page
1 Kentucky Students Enrolled in Kentucky State-Supported and Independent Institutions of Higher Education, by County of Origin, Fall Semester 1972.	5
2 Kentucky First-time Freshman Enrollment in Kentucky State-Supported and Independent Institutions of Higher Education by County of Origin, Fall Semester 1972	12

TABLE 1

FALL SEMESTER 1972
 SUMMARY OF ENROLLMENT BY COUNTY OF RESIDENCE AT
 ACCREDITED KENTUCKY INSTITUTIONS OF HIGHER EDUCATION

<u>County</u>	<u>State-Supported Senior Institutions</u>	<u>University of Kentucky Community College System</u>	<u>Total</u>	<u>Independent Senior Institutions</u>	<u>Inde I</u>
Adair	136	6	142	35	
Allen	244	1	245	10	
Anderson	172	2	174	17	
Ballard	157	50	207	1	
Barren	506	1	507	19	
Bath	140	-	140	9	
Bell	248	18	266	154	
Boone	592	1	593	123	
Bourbon	295	4	299	32	
Boyd	957	810	1,767	56	
Boyle	410	2	412	55	
Bracken	79	27	106	2	
Breathitt	237	3	240	12	
Breckinridge	158	12	170	28	
Bullitt	231	72	303	36	
Butler	126	2	123	3	
Caldwell	246	62	308	11	
Calloway	1,112	1	1,113	2	
Campbell	1,965	-	1,965	321	
Carlisle	106	17	123	-	
Carroll	118	3	121	18	
Carter	324	42	366	20	
Casey	96	37	133	62	
Christian	823	789	1,612	16	
Clark	439	4	443	41	
Clay	140	-	140	131	
Clinton	139	12	151	10	
Crittenden	89	4	93	3	
Cumberland	92	2	94	11	
Daviess	1,394	105	1,499	1,077	
Edmonson	106	3	109	-	

TABLE 1

FALL SEMESTER 1972
 SUMMARY OF ENROLLMENT BY COUNTY OF RESIDENCE AT
 ACCREDITED KENTUCKY INSTITUTIONS OF HIGHER EDUCATION

<u>Supported Institutions</u>	<u>University of Kentucky Community College System</u>	<u>Total</u>	<u>Independent Senior Institutions</u>	<u>Independent Junior Institutions</u>	<u>Total</u>	<u>Grand Total</u>
136	6	142	35	109	144	286
244	1	245	10	-	10	255
172	2	174	17	1	18	192
157	50	207	1	1	2	209
506	1	507	19	6	25	532
140	-	140	9	7	16	156
248	18	266	154	22	176	442
592	1	593	123	4	127	720
295	4	299	32	11	43	342
957	810	1,767	56	2	58	1,825
410	2	412	55	8	63	475
79	27	106	2	1	3	109
237	3	240	12	152	164	404
158	12	170	28	-	28	198
231	72	303	36	1	37	340
126	2	128	3	-	3	131
246	62	308	11	1	12	320
112	1	1,113	2	1	3	1,116
965	-	1,965	321	3	324	2,289
106	17	123	-	-	-	123
118	3	121	18	-	18	139
324	42	366	20	-	20	386
96	37	133	62	28	90	223
823	789	1,612	16	-	16	1,628
439	4	443	41	50	91	534
140	-	140	131	25	156	296
139	12	151	10	4	14	165
89	4	93	3	1	4	97
92	2	94	11	14	25	119
394	105	1,499	1,077	3	1,080	2,579
106	3	109	-	-	-	109

<u>County</u>	<u>State-Supported Senior Institutions</u>	<u>University of Kentucky Community College System</u>	<u>Total</u>	<u>Independent Senior Institutions</u>	<u>Indepen Inst</u>
Elliott	94	-	94	-	
Estill	153	-	153	7	
Fayette	5,427	10	5,437	296	
Fleming	164	39	203	8	
Floyd	553	264	817	69	
Franklin	1,410	1	1,411	66	
Fulton	180	2	182	1	
Gallatin	25	-	25	5	
Garrard	134	5	139	20	
Grant	131	2	133	24	
Graves	664	52	716	11	
Grayson	214	24	238	24	
Green	114	10	124	25	
Greenup	468	262	730	30	
Hancock	65	-	65	21	
Hardin	1,406	460	1,866	66	
Harlan	334	258	592	202	
Harrison	220	-	220	26	
Hart	216	14	230	8	
Henderson	455	375	830	35	
Henry	178	6	184	23	
Hickman	99	5	104	1	
Hopkins	497	282	779	21	
Jackson	93	-	93	24	
Jefferson	16,381	4,246	20,627	2,544	
Jessamine	267	2	269	49	
Johnson	255	122	377	8	
Kenton	2,873	3	2,876	705	
Knott	177	28	205	17	
Knox	156	-	156	273	
Larue	119	63	182	15	
Laurel	282	10	292	102	
Lawrence	123	17	140	11	
Lee	56	1	57	27	
Leslie	65	16	81	75	
Letcher	289	38	327	83	
Lewis	136	20	156	10	
Lincoln	169	29	198	24	

<u>University of Kentucky</u>		<u>Independent Senior</u>	<u>Independent Junior</u>		<u>Grand</u>
<u>Community College System</u>	<u>Total</u>	<u>Institutions</u>	<u>Institutions</u>	<u>Total</u>	<u>Total</u>
-	94	-	1	1	95
-	153	7	2	9	162
10	5,437	296	45	341	5,778
39	203	8	4	12	215
264	817	69	87	156	973
1	1,411	66	10	76	1,487
2	182	1	-	1	183
-	25	5	1	6	31
5	139	20	2	22	161
2	133	24	3	27	160
52	716	11	-	11	727
24	238	24	-	24	262
10	124	25	30	55	179
262	730	30	9	39	769
-	65	21	-	21	86
460	1,866	66	8	74	1,940
258	592	202	2	204	796
-	220	26	6	32	252
14	230	8	2	10	240
375	830	35	1	36	866
6	184	23	2	25	209
5	104	1	-	1	105
282	779	21	2	23	802
-	93	24	8	32	125
4,246	20,627	2,544	43	2,587	23,214
2	269	49	7	56	325
122	377	8	4	12	389
3	2,876	705	4	709	3,585
28	205	17	60	77	282
-	156	273	5	278	434
63	182	15	6	21	203
10	292	102	117	219	511
17	140	11	-	11	151
1	57	27	6	33	90
16	81	75	17	92	173
38	327	83	35	118	445
20	156	10	-	10	166
29	198	24	5	29	227

<u>County</u>	<u>State-Supported Senior Institutions</u>	<u>University of Kentucky Community College System</u>	<u>Total</u>	<u>Independent Senior Institutions</u>	<u>Indepe Ins</u>
Livingston	86	36	122	1	
Logan	381	2	383	12	
Lyon	96	14	110	1	
Madison	1,373	1	1,374	259	
Magoffin	102	35	137	6	
Marion	284	5	289	56	
Marshall	482	70	552	2	
Martin	107	9	116	15	
Mason	292	218	510	15	
McCracken	1,133	875	2,008	24	
McCreary	57	26	83	55	
McLean	123	16	139	32	
Meade	230	28	258	12	
Menifee	53	-	53	-	
Mercer	256	4	260	29	
Metcalfe	87	3	90	6	
Monroe	165	1	166	4	
Montgomery	308	-	308	15	
Morgan	197	-	197	4	
Muhlenberg	360	62	422	33	
Nelson	380	93	473	58	
Nicholas	91	8	99	9	
Ohio	255	7	262	46	
Oldham	215	33	248	25	
Owen	74	1	75	21	
Owsley	62	1	63	3	
Pendleton	184	-	184	11	
Perry	295	150	445	46	
Pike	621	22	643	599	
Powell	92	2	94	4	
Pulaski	355	394	749	51	
Robertson	26	13	39	-	
Rockcastle	128	23	151	27	
Rowan	597	-	597	3	
Russell	151	50	201	18	
Scott	211	1	212	120	
Shelby	327	8	335	47	
Simpson	237	2	239	3	

<u>Ported Institutions</u>	<u>University of Kentucky Community College System</u>	<u>Total</u>	<u>Independent Senior Institutions</u>	<u>Independent Junior Institutions</u>	<u>Total</u>	<u>Grand Total</u>
36		122	1	-	1	123
2		383	12	3	15	398
14		110	1	-	1	111
1	1,374		259	3	262	1,636
35		137	6	27	33	170
5		289	56	31	87	376
70		552	2	1	3	555
9		116	15	6	21	137
218		510	15	-	15	525
875	2,008		24	1	25	2,033
26		83	55	1	56	139
16		139	32	-	32	171
28		258	12	-	12	270
-		53	-	3	3	56
4		260	29	5	34	294
3		90	6	5	11	101
1		166	4	9	13	179
-		308	15	5	20	328
-		197	4	8	12	209
62		422	33	1	34	456
93		473	58	29	87	560
8		99	9	4	13	112
7		262	46	2	48	310
33		248	25	-	25	273
1		75	21	2	23	98
1		63	3	15	18	81
-		184	11	-	11	195
150		445	46	40	86	531
22		643	599	30	629	1,272
2		94	4	5	9	103
394		749	51	5	56	805
13		39	-	-	-	39
23		151	27	15	42	193
-		597	3	1	4	601
50		201	18	27	45	246
1		212	120	9	129	341
8		335	47	-	47	382
2		239	3	1	4	243

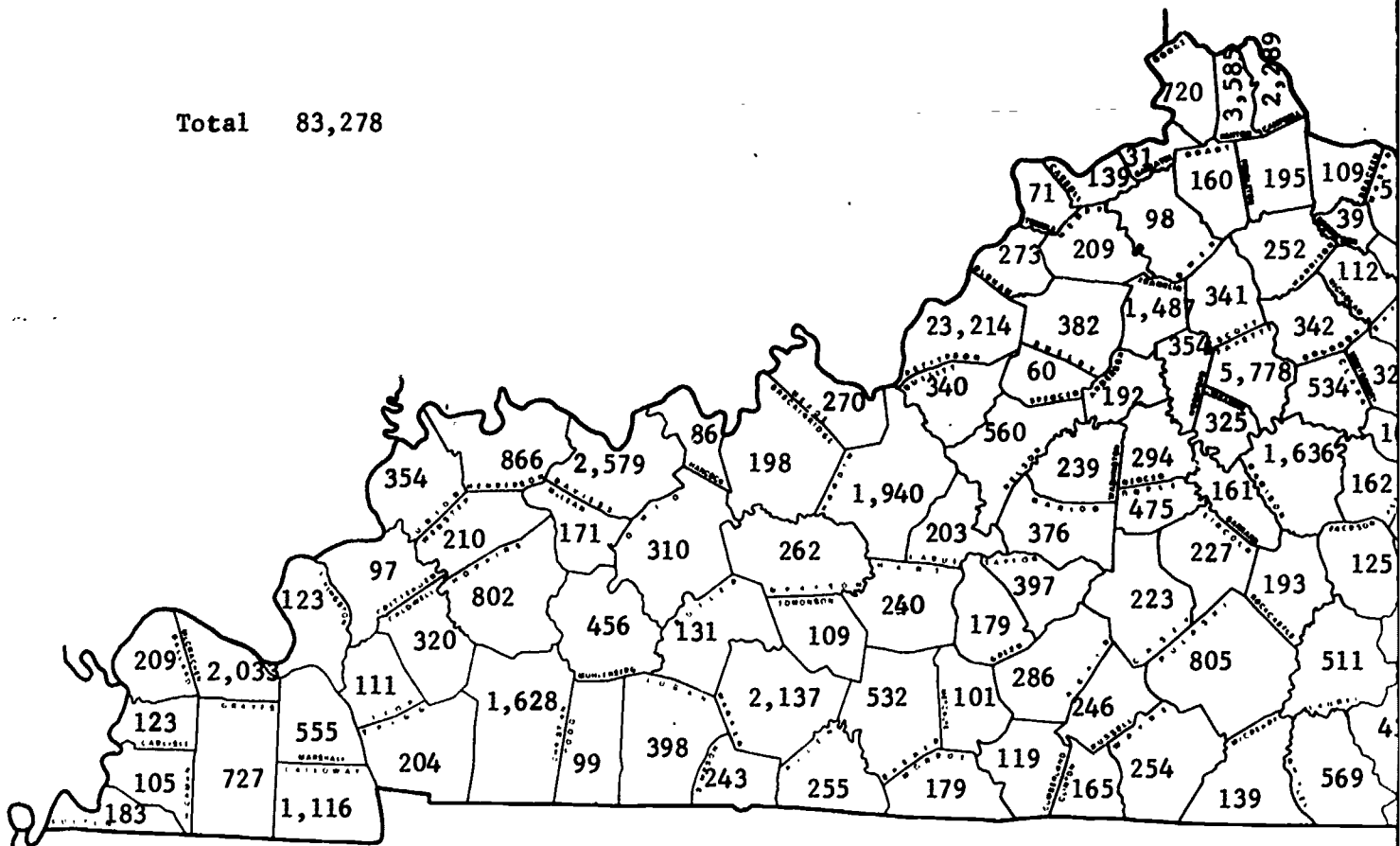
<u>County</u>	<u>State-Supported Senior Institutions</u>	<u>University of Kentucky Community College System</u>	<u>Total</u>	<u>Independent Senior Institutions</u>	<u>Independ Insti</u>
Spencer	43	7	50	9	
Taylor	194	8	202	179	
Todd	71	26	97	2	
Trigg	168	33	201	1	
Trimble	58	5	63	7	
Union	252	81	333	18	
Warren	2,120	2	2,122	15	
Washington	153	4	157	14	
Wayne	157	73	230	20	
Webster	135	69	204	5	
Whitley	226	5	231	331	
Wolfe	107	-	107	6	
Woodford	<u>304</u>	<u>-</u>	<u>304</u>	<u>37</u>	
TOTAL	60,980	11,284	72,264	9,587	1,4

<u>ed ions</u>	<u>University of Kentucky Community College System</u>	<u>Total</u>	<u>Independent Senior Institutions</u>	<u>Independent Junior Institutions</u>	<u>Total</u>	<u>Grand Total</u>
7	50	9	1	10	60	
8	202	179	16	195	397	
26	97	2	-	2	99	
33	201	1	2	3	204	
5	63	7	1	8	71	
81	333	18	3	21	354	
2	2,122	15	-	15	2,137	
4	157	14	68	82	239	
73	230	20	4	24	254	
69	204	5	1	6	210	
5	231	331	7	338	569	
-	107	6	28	34	141	
-	304	37	13	50	354	
11,284	72,264	9,587	1,427	11,014	83,278	

MAP 1

KENTUCKY STUDENTS ENROLLED IN KENTUCKY STATE-SUPPORTED
AND INDEPENDENT INSTITUTIONS OF HIGHER EDUCATION,
BY COUNTY OF ORIGIN, FALL SEMESTER 1972

Total 83,278



MAP 1

KENTUCKY STUDENTS ENROLLED IN KENTUCKY STATE-SUPPORTED
AND INDEPENDENT INSTITUTIONS OF HIGHER EDUCATION,
BY COUNTY OF ORIGIN, FALL SEMESTER 1972

KENTUCKY Base Map Series B-4
Compiled and distributed by
Kentucky Department of Commerce
Frankfort, Kentucky
1964

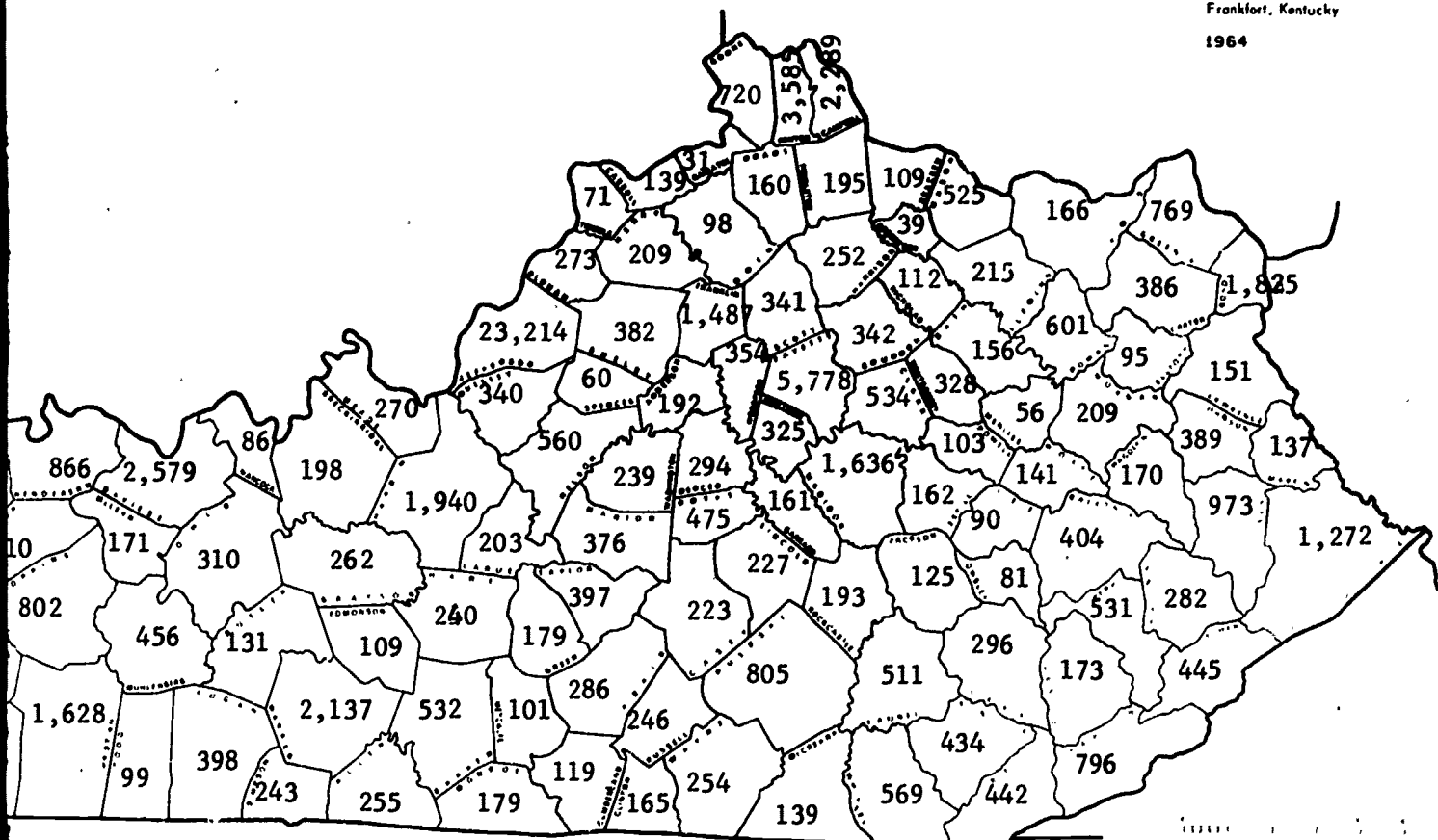


TABLE 2

FALL SEMESTER 1972
 SUMMARY OF ENROLLMENT BY STATE OF RESIDENCE AT
 ACCREDITED KENTUCKY INSTITUTIONS OF HIGHER EDUCATION

<u>State</u>	<u>State-Supported Senior Institutions</u>	<u>University of Kentucky Community College System</u>	<u>Total</u>	<u>Independent Senior Institutions</u>	<u>Indepen Inst.</u>
Alabama	101	1	102	103	
Alaska	4	-	4	1	
Arizona	23	-	23	2	
Arkansas	33	1	34	5	
California	104	1	105	35	
Colorado	23	-	23	3	
Connecticut	97	-	97	55	
Delaware	28	-	28	19	
Dist. of Col.	25	-	25	23	
Florida	376	1	377	170	
Georgia	151	1	152	114	
Hawaii	10	-	10	2	
Idaho	12	-	12	3	
Illinois	922	19	941	125	
Indiana	1,071	28	1,099	508	
Iowa	54	1	55	12	
Kansas	38	-	38	28	
Kentucky	60,980	11,284	72,264	9,587	1,4
Louisiana	45	-	45	10	
Maine	12	-	12	5	
Maryland	164	-	164	112	
Massachusetts	83	1	84	47	
Michigan	299	1	300	119	
Minnesota	39	1	40	10	
Mississippi	66	1	67	13	
Missouri	165	2	167	42	
Montana	4	-	4	4	
Nebraska	9	-	9	2	
Nevada	11	-	11	-	
New Hampshire	14	-	14	5	
New Jersey	576	-	576	281	

TABLE 2

FALL SEMESTER 1972
 SUMMARY OF ENROLLMENT BY STATE OF RESIDENCE AT
 ACCREDITED KENTUCKY INSTITUTIONS OF HIGHER EDUCATION

<u>Reported</u> <u>Institutions</u>	<u>University of Kentucky</u> <u>Community College System</u>	<u>Total</u>	<u>Independent Senior</u> <u>Institutions</u>	<u>Independent Junior</u> <u>Institutions</u>	<u>Total</u>	<u>Grand</u> <u>Total</u>
	1	102	103	-	103	205
	-	4	1	-	1	5
	-	23	2	-	2	25
	1	34	5	-	5	39
	1	105	35	2	37	142
	-	23	3	-	3	26
	-	97	55	-	55	152
	-	28	19	-	19	47
	-	25	23	-	23	48
	1	377	170	8	178	555
	1	152	114	-	114	266
	-	10	2	-	2	12
	-	12	3	-	3	15
	19	941	125	2	127	1,068
	28	1,099	508	16	524	1,623
	1	55	12	-	12	67
	-	38	28	-	28	66
	11,284	72,264	9,587	1,427	11,014	83,278
	-	45	10	-	10	55
	-	12	5	-	5	17
	-	164	112	-	112	276
	1	84	47	-	47	131
	1	300	119	2	121	421
	1	40	10	-	10	50
	1	67	13	1	14	81
	2	167	42	1	43	210
	-	4	4	-	4	8
	-	9	2	-	2	11
	-	11	-	-	-	11
	-	14	5	-	5	19
	-	576	281	3	284	860

<u>State</u>	<u>State-Supported Senior Institutions</u>	<u>University of Kentucky Community College System</u>	<u>Total</u>	<u>Independent Senior Institutions</u>
New Mexico	24	-	24	2
New York	725	2	727	201
North Carolina	90	1	91	125
North Dakota	7	-	7	5
Ohio	3,861	41	3,902	1,646
Oklahoma	31	-	31	7
Oregon	16	-	16	5
Pennsylvania	577	1	578	304
Rhode Island	23	-	23	3
South Carolina	66	-	66	63
South Dakota	11	-	11	3
Tennessee	493	3	496	554
Texas	85	1	86	31
Utah	34	-	34	3
Vermont	5	-	5	6
Virginia	297	1	298	408
Washington	23	-	23	2
West Virginia	273	13	286	164
Wisconsin	90	-	90	17
Wyoming	5	-	5	2
<u>Territories</u>				
American Samoa	2	-	2	1
Canal Zone	4	-	4	2
Guam	4	-	4	-
Puerto Rico	5	-	5	3
Virgin Islands	-	-	-	-
Foreign Countries	<u>624</u>	<u>8</u>	<u>632</u>	<u>273</u>
TOTAL	72,914	11,414	84,328	15,275

Supported Institutions	University of Kentucky Community College System	Total	Independent Senior Institutions	Independent Junior Institutions	Total	Grand Total
-		24	2	-	2	26
2		727	201	1	202	929
1		91	125	-	125	216
-		7	5	-	5	12
41		3,902	1,646	74	1,720	5,622
-		31	7	-	7	38
-		16	5	1	6	22
1		578	304	4	308	886
-		23	3	-	3	26
-		66	63	-	63	129
-		11	3	-	3	14
3		496	554	8	562	1,058
1		86	31	3	34	120
-		34	3	-	3	37
-		5	6	-	6	11
1		298	408	13	421	719
-		23	2	-	2	25
13		286	164	6	170	456
-		90	17	-	17	107
-		5	2	-	2	7
-		2	1	1	2	4
-		4	2	-	2	6
-		4	-	-	-	4
-		5	3	-	3	8
-		-	-	1	1	1
<u>8</u>		<u>632</u>	<u>273</u>	<u>67</u>	<u>340</u>	<u>972</u>
11,414		84,328	15,275	1,641	16,916	101,244

TABLE 3

TOTAL ENROLLMENT AND FIRST-TIME FRESHMAN ENROLLMENT OF KENTUCKY STUDENTS
BY COUNTY OF ORIGIN AT ACCREDITED KENTUCKY COLLEGES AND UNIVERSITIES
FALL 1972*

Kentucky Counties	Total Enrollment as a Percent of County Population 1972			First-Time Freshman as 1972 Kentucky High Sch	
	Fall 1972 Enrollment	1972 County Population	As a Percent of County Population Enrolled in Kentucky Higher Education	1972 High School Graduates	Fall 1972 First-Time Fres Enrollment
Adair	286	12,847	2.22	176	50
Allen	255	12,608	2.02	168	67
Anderson	192	9,538	2.01	122	45
Ballard	209	8,251	2.53	120	52
Barren	532	28,936	1.84	436	109
Bath	156	9,247	1.69	95	32
Bell	442	31,169	1.42	447	122
Boone	720	34,879	2.06	507	183
Bourbon	342	18,579	1.84	277	89
Boyd	1,825	52,890	3.45	802	432
Boyle	475	21,268	2.23	331	108
Bracken	109	7,221	1.51	93	31
Breathitt	404	14,196	2.85	263	84
Breckinridge	198	15,053	1.32	240	42
Bullitt	340	27,825	1.22	399	78
Butler	131	9,890	1.33	111	28
Caldwell	320	13,339	2.40	174	70
Calloway	1,116	28,428	3.93	293	184
Campbell	2,289	89,622	2.55	1,286	546
Carlisle	123	5,283	2.33	86	26
Carroll	139	8,710	1.60	100	38
Carter	386	19,878	1.94	312	70
Casey	223	12,872	1.73	183	53
Christian	1,628	57,878	2.81	629	613
Clark	534	24,553	2.18	287	129
Clay	296	18,267	1.62	222	49
Clinton	165	8,162	2.02	91	32
Crittenden	97	8,494	1.14	97	22
Cumberland	119	6,756	1.76	72	25

TABLE 3

**TOTAL ENROLLMENT AND FIRST-TIME FRESHMAN ENROLLMENT OF KENTUCKY STUDENTS
BY COUNTY OF ORIGIN AT ACCREDITED KENTUCKY COLLEGES AND UNIVERSITIES
FALL 1972***

Total Enrollment as a Percent of County Population 1972		First-Time Freshman as a Percent of 1972 Kentucky High School Graduates		
1972 County Population	As a Percent of County Population Enrolled in Kentucky Higher Education	1972 High School Graduates	Fall 1972 First-Time Freshman Enrollment	As a Percent of 1972 High School Graduates
12,847	2.22	176	50	28.4
12,608	2.02	168	67	39.9
9,538	2.01	122	45	36.9
8,251	2.53	120	52	43.3
28,936	1.84	436	109	25.0
9,247	1.69	95	32	33.7
31,169	1.42	447	122	27.3
34,879	2.06	507	183	36.1
18,579	1.84	277	89	32.1
52,890	3.45	802	432	53.9
21,268	2.23	331	108	32.6
7,221	1.51	93	31	33.3
14,196	2.85	263	84	31.9
15,053	1.32	240	42	17.5
27,825	1.22	399	78	19.5
9,890	1.33	111	28	25.2
13,339	2.40	174	70	40.2
28,428	3.93	293	184	62.8
89,622	2.55	1,286	546	42.5
5,283	2.33	86	26	30.2
8,710	1.60	100	38	38.0
19,878	1.94	312	70	22.4
12,872	1.73	183	53	29.0
57,878	2.81	629	613	97.5
24,553	2.18	287	129	44.9
18,267	1.62	222	49	22.1
8,162	2.02	91	32	35.2
8,494	1.14	97	22	22.7
6,756	1.76	72	25	34.7

Kentucky Counties	Total Enrollment as a Percent of County Population 1972			First-Time F 1972 Kentucky	
	Fall 1972 Enrollment	1972 County Population	As a Percent of County Population Enrolled in Kentucky Higher Education	1972 High School Graduates	First- Time En
Daviess	2,579	80,559	3.20	1,343	
Edmonson	109	8,858	1.23	100	
Elliott	95	5,906	1.61	45	
Estill	162	12,761	1.27	125	
Fayette	5,778	179,180	3.22	2,034	1
Fleming	215	11,350	1.89	140	
Floyd	973	35,291	2.76	562	
Franklin	1,487	35,249	4.22	421	
Fulton	183	10,149	1.80	117	
Gallatin	31	4,282	0.72	37	
Garrard	161	9,465	1.70	105	
Grant	160	10,136	1.58	161	
Graves	727	31,067	2.34	390	
Grayson	262	16,650	1.57	193	
Green	179	10,290	1.74	128	
Greenup	769	34,000	2.26	567	
Hancock	86	7,377	1.17	90	
Hardin	1,940	80,431	2.41	860	
Harlan	796	37,334	2.13	556	
Harrison	252	14,264	1.77	191	
Hart	240	13,983	1.72	157	
Henderson	866	36,751	2.36	530	
Henry	209	11,131	1.88	142	
Hickman	105	6,237	1.68	68	
Hopkins	802	38,496	2.08	489	
Jackson	125	10,003	1.25	156	
Jefferson	23,214	714,970	3.25	10,286	4,
Jessamine	325	18,260	1.78	186	
Johnson	389	17,573	2.21	248	
Kenton	3,585	131,378	2.73	2,023	
Knott	282	14,597	1.93	202	
Knox	434	23,775	1.83	300	

Total Enrollment as a Percent of County Population 1972			First-Time Freshman as a Percent of 1972 Kentucky High School Graduates		
1972 Enrollment	1972 County Population	As a Percent of County Population Enrolled in Kentucky Higher Education	1972 High School Graduates	Fall 1972 First-Time Freshman Enrollment	As a Percent of 1972 High School Graduates
79	80,559	3.20	1,343	606	45.1
09	8,858	1.23	100	26	26.0
95	5,906	1.61	45	12	26.7
62	12,761	1.27	125	35	28.0
78	179,180	3.22	2,034	1,079	53.0
15	11,350	1.89	140	40	28.6
73	35,291	2.76	562	255	45.4
87	35,249	4.22	421	340	80.8
83	10,149	1.80	117	44	37.6
31	4,282	0.72	37	10	37.0
61	9,465	1.70	105	36	34.3
60	10,136	1.58	161	49	30.4
27	31,067	2.34	390	132	33.8
62	16,650	1.57	193	56	29.0
79	10,290	1.74	128	50	39.1
69	34,000	2.26	567	172	44.3
86	7,377	1.17	90	15	16.7
40	80,431	2.41	860	437	50.8
96	37,334	2.13	556	189	34.0
62	14,264	1.77	191	62	32.5
40	13,983	1.72	157	51	32.5
66	36,751	2.36	530	255	48.1
09	11,131	1.88	142	50	35.2
05	6,237	1.68	68	15	22.1
02	38,496	2.08	489	193	39.5
25	10,003	1.25	156	29	18.6
14	714,970	3.25	10,286	4,600	44.7
25	18,260	1.78	186	56	30.1
89	17,573	2.21	248	99	39.9
85	131,378	2.73	2,023	825	40.8
82	14,597	1.93	202	97	48.0
4	23,775	1.83	300	74	24.7

Kentucky Counties	Total Enrollment as a Percent of County Population 1972			First-Time Freshman as 1972 Kentucky High School Graduates	
	Fall 1972 Enrollment	1972 County Population	As a Percent of County Population Enrolled in Kentucky Higher Education	1972 High School Graduates	Fall 1972 First-Time Freshman Enrollment
Larue	203	10,873	1.87	186	50
Laurel	511	27,889	1.83	361	124
Lawrence	151	10,615	1.42	112	33
Lee	90	6,528	1.38	97	22
Leslie	173	11,638	1.49	147	42
Letcher	445	22,494	1.98	353	118
Lewis	166	12,340	1.34	174	42
Lincoln	227	16,845	1.35	204	53
Livingston	123	7,703	1.60	111	29
Logan	398	22,124	1.80	276	77
Lyon	111	5,645	1.96	52	25
Madison	1,636	43,735	3.74	471	250
Magoffin	170	10,352	1.64	93	36
Marion	376	16,770	2.24	345	95
Marshall	555	21,135	2.63	377	127
Martin	137	9,300	1.47	132	35
Mason	525	17,218	3.05	278	108
McCracken	2,033	58,620	3.47	1,009	500
McCreary	139	12,597	1.10	130	20
McLean	171	9,128	1.83	133	43
Meade	270	18,938	1.42	229	71
Menifee	56	4,056	1.38	41	16
Mercer	294	16,275	1.81	226	70
Metcalfe	101	8,135	1.24	71	16
Monroe	179	11,608	1.54	146	39
Montgomery	328	15,769	2.08	215	63
Morgan	209	9,968	2.10	134	47
Muhlenberg	456	27,428	1.66	415	104
Nelson	560	23,773	2.37	448	146
Nicholas	112	6,486	1.73	65	27
Ohio	310	18,906	1.64	234	76
Oldham	273	15,122	1.81	183	64

Enrollment as a Percent County Population 1972		First-Time Freshman as a Percent of 1972 Kentucky High School Graduates		
1972 County Population	As a Percent of County Population Enrolled in Kentucky Higher Education	1972 High School Graduates	Fall 1972 First-Time Freshman Enrollment	As a Percent of 1972 High School Graduates
10,873	1.87	186	50	26.9
27,889	1.83	361	124	34.3
10,615	1.42	112	33	29.4
6,528	1.38	97	22	22.7
11,638	1.49	147	42	28.6
22,494	1.98	353	118	33.4
12,340	1.34	174	42	24.1
16,845	1.35	204	53	26.0
7,703	1.60	111	29	26.1
22,124	1.80	276	77	27.9
5,645	1.96	52	25	48.1
43,735	3.74	471	250	53.1
10,352	1.64	93	36	38.7
16,770	2.24	345	95	27.5
21,135	2.63	377	127	33.7
9,300	1.47	132	35	26.5
17,218	3.05	278	108	38.8
58,620	3.47	1,009	500	49.6
12,597	1.10	130	20	15.4
9,128	1.83	133	43	32.3
18,938	1.42	229	71	31.0
4,056	1.38	41	16	39.0
16,275	1.81	226	70	31.0
8,135	1.24	71	16	22.5
11,608	1.54	146	39	26.7
15,769	2.08	215	63	29.3
9,968	2.10	134	47	35.1
27,428	1.66	415	104	25.1
23,773	2.37	448	146	32.6
6,486	1.73	65	27	41.5
18,906	1.64	234	76	32.5
15,122	1.81	183	64	35.0

Kentucky Counties	Total Enrollment as a Percent of County Population 1972			First-Time Fall 1972 Kentucky	
	Fall 1972 Enrollment	1972 County Population	As a Percent of County Population Enrolled in Kentucky Higher Education	1972 High School Graduates	First-Time Enrolled
Owen	98	7,435	1.32	93	
Owsley	81	4,977	1.63	48	
Pendleton	195	9,979	1.95	146	
Perry	531	25,345	2.10	350	
Pike	1,272	60,641	2.10	927	
Powell	103	7,920	1.30	100	
Pulaski	805	35,385	2.28	488	
Robertson	39	2,133	1.83	24	
Rockcastle	193	12,402	1.56	186	
Rowan	601	17,551	3.42	147	
Russell	246	10,679	2.30	161	
Scott	341	18,268	1.87	226	
Shelby	382	19,195	1.99	260	
Simpson	243	13,358	1.82	170	
Spencer	60	5,470	1.10	64	
Taylor	397	17,362	2.29	216	
Todd	99	10,811	0.92	136	
Trigg	204	8,623	2.37	115	
Trimble	71	5,405	1.31	63	
Union	354	16,084	2.20	237	
Warren	2,137	58,871	3.63	699	
Washington	239	10,682	2.24	145	
Wayne	254	14,213	1.79	179	
Webster	210	13,225	1.48	194	
Whitley	569	24,353	2.34	319	
Wolfe	141	5,614	2.51	109	
Woodford	354	14,924	2.37	225	
TOTAL	83,278	3,269,307	2.55	44,846	18

*Source: Office of Business Development and Government Services, University of Kentucky
Kentucky Department of Education, Division of Research, Holding Power and Grad

Total Enrollment as a Percent of County Population 1972			First-Time Freshman as a Percent of 1972 Kentucky High School Graduates		
1972 Enrollment	1972 County Population	As a Percent of County Population Enrolled in Kentucky Higher Education	1972 High School Graduates	Fall 1972 First-Time Freshman Enrollment	As a Percent of 1972 High School Graduates
98	7,435	1.32	93	23	24.7
81	4,977	1.63	48	16	33.3
195	9,979	1.95	146	44	30.1
531	25,345	2.10	350	121	34.6
2,272	60,641	2.10	927	290	31.3
103	7,920	1.30	100	24	24.0
805	35,385	2.28	488	197	40.4
39	2,133	1.83	24	7	29.2
193	12,402	1.56	186	45	24.2
601	17,551	3.42	147	76	51.7
246	10,679	2.30	161	55	34.2
341	18,268	1.87	226	85	37.6
382	19,195	1.99	260	101	38.8
243	13,358	1.82	170	47	27.6
60	5,470	1.10	64	18	28.1
397	17,362	2.29	216	60	27.8
99	10,811	0.92	136	25	18.4
204	8,623	2.37	115	58	50.4
71	5,405	1.31	63	11	17.5
354	16,084	2.20	237	86	36.3
137	58,871	3.63	699	372	53.2
239	10,682	2.24	145	56	38.6
254	14,213	1.79	179	55	30.7
210	13,225	1.48	194	58	29.9
569	24,353	2.34	319	128	40.1
141	5,614	2.51	109	27	24.8
354	14,924	2.37	225	90	40.0
278	3,269,307	2.55	44,846	18,141	40.5

Business Development and Government Services, University of Kentucky, Lexington, Kentucky; Department of Education, Division of Research, Holdings Power and Graduates, Frankfort.

MAP 2

KENTUCKY FIRST-TIME FRESHMAN ENROLMENT IN KENTUCKY
STATE-SUPPORTED AND INDEPENDENT INSTITUTIONS OF HIGHER EDUCATION
BY COUNTY OF ORIGIN, FALL SEMESTER 1972

KENTUCKY Base Map Series B-4
Compiled and distributed by
Kentucky Department of Commerce
Frankfort, Kentucky
1964

man 18,141

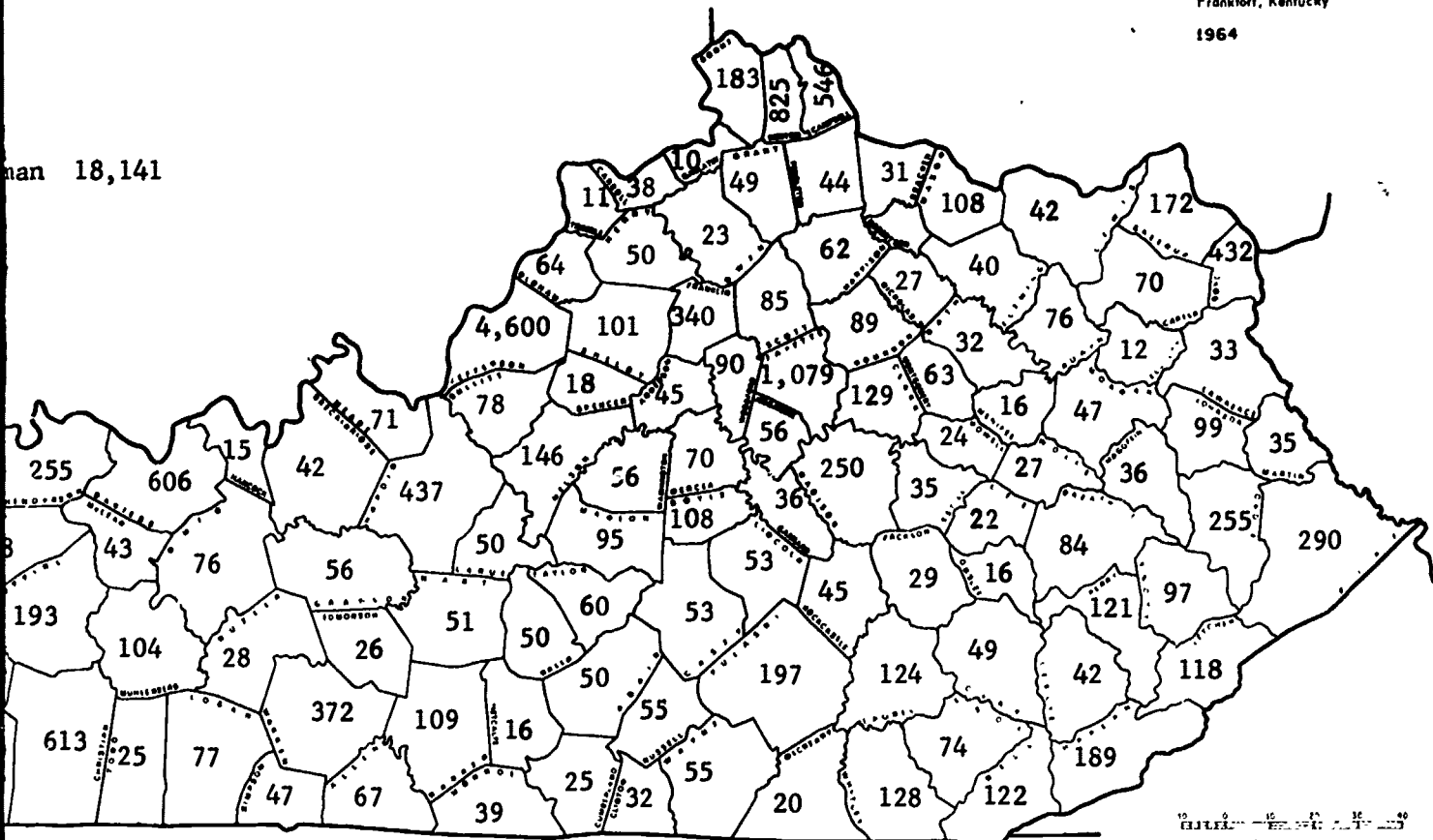


TABLE 4

FALL SEMESTER 1972
 ENROLLMENT BY COUNTY OF RESIDENCE AT THE
 EIGHT STATE-SUPPORTED KENTUCKY COLLEGES AND UNIVERSITIES

<u>County</u>	<u>Eastern Kentucky University</u>	<u>Kentucky State University</u>	<u>Morehead State University</u>	<u>Murray State University*</u>	<u>Northern Kentucky State College</u>	<u>University of Kentucky**</u>
Adair	13	1	1	-	-	32
Allen	1	2	-	7	-	26
Anderson	55	40	11	1	-	58
Ballard	1	-	2	134	-	11
Barren	8	3	1	10	1	48
Bath	7	-	100	-	1	30
Bell	130	4	16	1	-	76
Boone	97	1	43	4	318	102
Bourbon	86	8	32	1	1	143
Boyd	85	5	363	2	1	454
Boyle	202	1	24	5	1	138
Bracken	28	1	14	-	12	22
Breathitt	70	-	129	-	4	30
Breckinridge	7	2	3	17	-	25
Bullitt	49	1	12	9	-	43
Butler	2	-	-	-	1	5
Caldwell	3	2	1	165	1	30
Calloway	3	1	-	1,059	3	30
Campbell	182	2	127	4	1,260	329
Carlisle	1	-	-	84	-	18
Carroll	33	3	4	1	5	37
Carter	11	-	283	-	-	28
Casey	46	-	4	-	2	28
Christian	18	23	11	352	-	161
Clark	198	3	26	7	-	177
Clay	121	1	-	-	-	17
Clinton	30	1	-	7	-	17
Crittenden	-	-	-	54	-	8
Cumberland	4	3	-	-	-	12
Daviess	44	9	4	213	-	422
Edmonson	-	-	-	1	-	8
Elliott	-	-	83	-	-	11

TABLE 4

FALL SEMESTER 1972
 ENROLLMENT BY COUNTY OF RESIDENCE AT THE
 EIGHT STATE-SUPPORTED KENTUCKY COLLEGES AND UNIVERSITIES

<u>Eastern</u> <u>Kentucky</u> <u>University</u>	<u>Kentucky</u> <u>State</u> <u>University</u>	<u>Morehead</u> <u>State</u> <u>University</u>	<u>Murray</u> <u>State</u> <u>University*</u>	<u>Northern</u> <u>Kentucky</u> <u>State College</u>	<u>University</u> <u>of</u> <u>Kentucky**</u>	<u>University</u> <u>of</u> <u>Louisville</u>	<u>Western</u> <u>Kentucky</u> <u>University*</u>	<u>Total</u>
1	1	-	-	-	32	6	83	136
2	-	7	-	-	26	3	205	244
40	11	1	-	-	58	4	3	172
-	2	134	-	-	11	-	9	157
3	1	10	1	1	48	12	423	506
-	100	-	1	-	30	1	1	140
4	16	1	-	-	76	1	20	248
1	43	4	318	-	102	11	16	592
8	32	1	1	1	143	1	23	295
5	363	2	1	1	454	30	17	957
1	24	5	1	1	138	9	30	410
1	14	-	-	12	22	1	1	79
-	129	-	4	-	30	1	3	237
2	3	17	-	-	25	6	98	158
1	12	9	-	-	43	58	59	231
-	-	-	1	1	5	1	117	126
2	1	165	1	1	30	6	38	246
1	-	1,059	3	3	30	11	5	1,112
2	127	4	1,260	-	329	22	39	1,965
-	-	84	-	-	18	1	2	106
3	4	1	5	-	37	6	29	118
-	283	-	-	-	28	2	-	324
-	4	-	2	-	28	3	13	96
23	11	352	-	-	161	14	244	823
3	26	7	-	-	177	4	24	439
1	-	-	-	-	17	-	1	140
1	-	7	-	-	17	-	84	139
-	-	54	-	-	8	-	27	89
3	-	-	-	-	12	1	72	92
9	4	213	-	-	422	21	681	1,394
-	-	1	-	-	8	1	96	106
-	83	-	-	-	11	-	-	94

<u>County</u>	<u>Eastern Kentucky University</u>	<u>Kentucky State University</u>	<u>Morhead State University</u>	<u>Murray State University*</u>	<u>Northern Kentucky State College</u>	<u>University of Kentucky**</u>	<u>University of Louisville</u>
Estill	130	-	4	-	-	19	-
Fayette	901	113	116	28	2	4,095	31
Fleming	17	2	86	2	-	55	-
Floyd	145	8	212	1	-	172	8
Franklin	181	739	43	43	1	310	21
Fulton	-	4	1	136	-	30	3
Gallatin	15	-	-	-	4	5	-
Garrard	102	1	4	-	-	23	-
Grant	50	-	10	-	30	31	-
Graves	1	1	2	578	-	59	3
Grayson	2	1	-	10	-	28	6
Green	9	-	1	1	-	24	2
Greenup	69	-	233	1	-	160	2
Hancock	2	-	1	3	-	20	1
Hardin	67	4	36	59	1	891	60
Harlan	111	18	24	1	-	167	5
Harrison	92	1	27	3	2	81	4
Hart	3	1	2	4	-	24	2
Henderson	12	7	6	116	-	161	6
Henry	61	19	10	7	-	44	10
Hickman	1	1	-	75	-	16	2
Hopkins	4	2	3	194	-	138	9
Jackson	78	-	2	1	1	10	-
Jefferson	1,072	243	378	591	12	3,389	8,716
Jessamine	83	6	4	1	2	161	7
Johnson	49	-	119	-	-	75	2
Kenton	269	11	134	19	1,867	517	21
Knott	34	-	103	1	-	37	1
Knox	101	5	-	3	-	41	3
Larue	12	2	4	7	-	26	5
Laurel	182	-	19	1	3	64	8
Lawrence	19	-	74	-	1	23	2
Lee	41	-	6	-	-	8	1
Leslie	47	-	5	-	-	10	1
Letcher	67	4	133	1	-	73	3
Lewis	11	-	101	1	-	19	2

<u>Kentucky State University</u>	<u>Morehead State University</u>	<u>Murray State University*</u>	<u>Northern Kentucky State College</u>	<u>University of Kentucky**</u>	<u>University of Louisville</u>	<u>Western Kentucky University*</u>	<u>Total</u>
-	4	-	-	19	-	-	153
113	116	28	2	4,095	31	141	5,427
2	86	2	-	55	-	2	164
8	212	1	-	172	8	7	553
739	43	43	1	310	21	72	1,410
4	1	136	-	30	3	6	180
-	-	-	4	5	-	1	25
1	4	-	-	23	-	4	134
-	10	-	30	31	-	10	131
1	2	578	-	59	3	20	664
1	-	10	-	28	6	167	214
-	1	1	-	24	2	77	114
-	233	1	-	160	2	3	468
-	1	3	-	20	1	38	65
4	36	59	1	891	60	288	1,406
18	24	1	-	167	5	8	334
1	27	3	2	81	4	10	220
1	2	4	-	24	2	180	216
7	6	116	-	161	6	147	455
19	10	7	-	44	10	27	178
1	-	75	-	16	2	4	99
2	3	194	-	138	9	147	497
-	2	1	1	10	-	1	93
243	378	591	12	3,389	8,116	1,980	16,381
6	4	1	2	161	7	3	267
-	119	-	-	75	2	10	255
11	134	19	1,867	517	21	35	2,873
-	103	1	-	37	1	1	177
5	-	3	-	41	3	3	156
2	4	7	-	26	5	63	119
-	19	1	3	64	8	5	282
-	74	-	1	23	2	4	123
-	6	-	-	8	1	-	56
-	5	-	-	10	1	2	65
4	133	1	-	73	3	8	289
-	101	1	-	19	2	2	136

<u>County</u>	<u>Eastern Kentucky University</u>	<u>Kentucky State University</u>	<u>Morehead State University</u>	<u>Murray State University*</u>	<u>Northern Kentucky State College</u>	<u>University of Kentucky**</u>
Lincoln	95	1	4	1	-	58
Livingston	1	1	-	73	-	8
Logan	1	3	4	13	-	32
Lyon	-	-	-	68	-	11
Madison	1,227	2	7	-	1	107
Magoffin	13	-	74	-	-	15
Marion	84	5	9	4	-	115
Marshall	2	-	-	427	-	36
Martin	17	-	72	-	-	16
Mason	28	3	97	3	1	149
McCracken	16	7	3	714	-	262
McCreary	30	-	1	-	-	22
McLean	5	-	-	22	-	26
Meade	22	1	2	18	-	84
Menifee	-	-	40	-	-	13
Mercer	104	10	15	3	-	89
Metcalfe	2	-	-	1	-	6
Monroe	9	-	-	3	-	11
Montgomery	53	3	148	4	-	69
Morgan	4	-	166	-	-	17
Muhlenberg	5	2	2	63	-	64
Nelson	77	4	10	24	1	131
Nicholas	23	1	46	-	-	20
Ohio	10	1	2	24	2	59
Oldham	43	3	15	13	-	56
Owen	21	16	6	-	1	24
Owsley	53	-	3	-	-	6
Pendleton	41	-	61	1	34	45
Perry	104	2	61	-	-	120
Pike	189	3	255	4	2	152
Powell	48	-	31	-	-	13
Pulaski	124	1	12	1	1	168
Robertson	2	-	8	-	-	13
Rockcastle	104	-	-	1	1	18
Rowan	5	-	551	1	1	37
Russell	36	4	3	-	-	42

<u>Eastern Kentucky University</u>	<u>Kentucky State University</u>	<u>Morehead State University</u>	<u>Murray State University*</u>	<u>Northern Kentucky State College</u>	<u>University of Kentucky**</u>	<u>University of Louisville</u>	<u>Western Kentucky University*</u>	<u>Total</u>
1		4	1	-	58	1	9	169
1		-	73	-	8	2	1	86
3		4	13	-	32	3	325	381
-		-	68	-	11	1	16	96
2		7	-	1	107	6	23	1,373
-		74	-	-	15	-	-	102
5		9	4	-	115	12	55	284
-		-	427	-	36	5	12	482
-		72	-	-	16	-	2	107
3		97	3	1	149	3	8	292
7		3	714	-	262	18	113	1,133
-		1	-	-	22	3	1	57
-		-	22	-	26	2	68	123
1		2	18	-	84	14	89	230
-		40	-	-	13	-	-	53
10		15	3	-	89	5	30	256
-		-	1	-	6	-	78	87
-		-	3	-	11	1	141	165
3		148	4	-	69	-	31	308
-		166	-	-	17	2	8	197
2		2	63	-	64	8	216	360
4		10	24	1	131	25	108	380
1		46	-	-	20	1	-	91
1		2	24	2	59	3	154	255
3		15	13	-	56	60	25	215
16		6	-	1	24	2	4	74
-		3	-	-	6	-	-	62
-		61	1	34	45	-	2	184
2		61	-	-	120	4	4	295
3		255	4	2	152	9	7	621
-		31	-	-	13	-	-	92
1		12	1	1	168	10	38	355
-		8	-	-	13	1	2	26
-		-	1	1	18	4	-	128
-		551	1	1	37	1	1	597
4		3	-	-	42	2	64	151

<u>County</u>	<u>Eastern Kentucky University</u>	<u>Kentucky State University</u>	<u>Morehead State University</u>	<u>Murray State University*</u>	<u>Northern Kentucky State College</u>	<u>University of Kentucky**</u>	<u>Univer of Louisv</u>
Scott	36	15	23	1	1	117	4
Shelby	87	48	19	10	-	93	25
Simpson	4	1	1	5	-	27	2
Spencer	8	1	2	-	-	18	3
Taylor	20	1	3	7	-	61	7
Todd	1	-	-	12	-	15	3
Trigg	2	3	-	88	-	15	1
Trimble	19	1	6	1	-	12	3
Union	2	-	1	110	-	58	5
Warren	12	13	3	17	1	76	15
Washington	69	7	2	9	-	45	5
Wayne	59	1	-	3	-	53	3
Webster	1	3	1	63	-	14	1
Whitley	150	-	5	1	-	45	4
Wolfe	50	1	49	-	-	5	-
Woodford	<u>75</u>	<u>44</u>	<u>16</u>	<u>13</u>	<u>-</u>	<u>134</u>	<u>8</u>
TOTAL	8,768	1,522	5,036	5,852	3,584	16,484	9,481

*Includes Eagle University Enrollment

**Includes Fort Knox Center and Lexington Technical Institute

<u>Kentucky State University</u>	<u>Morehead State University</u>	<u>Murray State University*</u>	<u>Northern Kentucky State College</u>	<u>University of Kentucky**</u>	<u>University of Louisville</u>	<u>Western Kentucky University*</u>	<u>Total</u>
15	23	1	1	117	4	14	211
48	19	10	-	93	25	45	327
1	1	5	-	27	2	197	237
1	2	-	-	18	3	11	43
1	3	7	-	61	7	95	194
-	-	12	-	15	3	40	71
3	-	88	-	15	1	59	168
1	6	1	-	12	3	16	58
-	1	110	-	58	5	76	252
13	3	17	1	76	15	1,983	2,120
7	2	9	-	45	5	16	153
1	-	3	-	53	3	38	157
3	1	63	-	14	1	52	135
-	5	1	-	45	4	21	226
1	49	-	-	5	-	2	107
<u>44</u>	<u>16</u>	<u>13</u>	<u>-</u>	<u>134</u>	<u>8</u>	<u>14</u>	<u>304</u>
1,522	5,036	5,852	3,584	16,484	9,481	10,253	60,980

by Enrollment
 r and Lexington Technical Institute

TABLE 5

FALL SEMESTER 1972
STUDENT ENROLLMENT AT THE EIGHT STATE-SUPPORTED KENTUCKY COLLEGES AND UNIV
BY STATE, TERRITORY AND FOREIGN COUNTRY OF RESIDENCE

State	Eastern Kentucky University	Kentucky State University	Morehead State University	Murray State University	Northern Kentucky State College	University of Kentucky	Un Lo
Alabama	3	20	2	14	2	36	
Alaska	1	-	-	-	-	-	
Arizona	3	1	1	-	-	5	
Arkansas	-	2	-	7	-	15	
California	6	1	4	5	-	48	
Colorado	3	-	1	-	1	6	
Connecticut	6	-	8	13	-	37	
Delaware	4	-	-	2	-	16	
Dist. of Col.	1	10	-	-	-	10	
Florida	51	39	28	24	1	88	
Georgia	3	48	3	7	-	52	
Hawaii	2	-	1	-	-	4	
Idaho	1	-	-	2	-	5	
Illinois	22	31	10	402	1	319	
Indiana	103	22	62	147	9	183	
Iowa	7	-	1	3	-	28	
Kansas	2	4	1	-	-	18	
Kentucky	8,768	1,522	5,036	5,852	3,584	16,484	9
Louisiana	-	2	-	3	-	32	
Maine	2	-	-	-	-	5	
Maryland	11	2	12	11	-	85	
Massachusetts	7	1	7	9	1	30	
Michigan	51	26	17	26	-	104	
Minnesota	2	-	1	3	1	19	
Mississippi	-	26	2	4	-	20	
Missouri	7	9	2	88	-	38	
Montana	1	-	-	-	-	1	
Nebraska	-	-	-	-	-	5	
Nevada	-	-	1	1	-	3	
New Hampshire	-	-	-	3	-	8	

TABLE 5

FALL SEMESTER 1972

ENROLLMENT AT THE EIGHT STATE-SUPPORTED KENTUCKY COLLEGES AND UNIVERSITIES
BY STATE, TERRITORY AND FOREIGN COUNTRY OF RESIDENCE

City	Kentucky State University	Morehead State University	Murray State University	Northern Kentucky State College	University of Kentucky	University of Louisville	Western Kentucky University	Total
	20	2	14	2	36	8	16	101
	-	-	-	-	-	3	-	4
	1	1	-	-	5	9	4	23
	2	-	7	-	15	7	2	33
	1	4	5	-	48	28	12	104
	-	1	-	1	6	8	4	23
	-	8	13	-	37	27	6	97
	-	-	2	-	16	4	2	28
	10	-	-	-	10	2	2	25
	39	28	24	1	88	71	74	376
	48	3	7	-	52	26	12	151
	-	1	-	-	4	3	-	10
	-	-	2	-	5	3	1	12
	31	10	402	1	319	49	88	922
	22	62	147	9	183	307	238	1,071
	-	1	3	-	28	9	6	54
	4	1	-	-	18	6	7	38
	1,522	5,036	5,852	3,584	16,484	9,481	10,253	60,980
	2	-	3	-	32	7	1	45
	-	-	-	-	5	3	2	12
	2	12	11	-	85	23	20	164
	1	7	9	1	30	17	11	83
	26	17	26	-	104	21	54	299
	-	1	3	1	19	6	7	39
	26	2	4	-	20	9	5	66
	9	2	88	-	38	11	10	165
	-	-	-	-	1	2	-	4
	-	-	-	-	5	-	4	9
	-	1	1	-	3	4	2	11
	-	-	3	-	8	1	2	14

<u>State</u>	<u>Eastern Kentucky University</u>	<u>Kentucky State University</u>	<u>Morehead State University</u>	<u>Murray State University</u>	<u>Northern Kentucky State College</u>	<u>University of Kentucky</u>	<u>Univers of Louisv</u>
New Jersey	62	11	39	90	1	230	57
New Mexico	1	-	-	3	-	15	2
New York	62	23	69	150	2	246	109
North Carolina	10	1	1	-	-	45	29
North Dakota	-	1	-	-	-	5	1
Ohio	1,091	107	965	82	481	815	113
Oklahoma	1	-	-	1	-	5	20
Oregon	1	-	1	-	-	7	5
Pennsylvania	88	12	84	45	2	230	70
Rhode Island	-	-	2	6	-	12	1
South Carolina	4	2	8	5	-	22	21
South Dakota	1	-	-	3	-	5	1
Tennessee	25	20	4	148	1	149	22
Texas	1	-	1	9	-	48	19
Utah	-	-	-	1	-	6	26
Vermont	1	-	-	-	-	2	1
Virginia	53	8	33	9	1	139	33
Washington	1	-	-	-	-	14	4
West Virginia	25	5	23	4	1	195	10
Wisconsin	10	2	2	1	-	48	21
Wyoming	1	-	-	-	-	1	1
<u>Territories</u>							
American Samoa	-	-	-	-	-	-	-
Canal Zone	2	-	-	-	-	1	1
Guam	-	-	-	-	-	-	3
Puerto Rico	-	-	1	-	-	1	3
Virgin Islands	-	-	-	-	-	-	-
<u>Foreign Countries</u>	<u>73</u>	<u>3</u>	<u>27</u>	<u>74</u>	<u>10</u>	<u>248</u>	<u>155</u>
TOTAL	10,580	1,961	6,460	7,257	4,099	20,193	10,883

<u>Kentucky State University</u>	<u>Morehead State University</u>	<u>Murray State University</u>	<u>Northern Kentucky State College</u>	<u>University of Kentucky</u>	<u>University of Louisville</u>	<u>Western Kentucky University</u>	<u>Total</u>
11	39	90	1	230	57	86	576
-	-	3	-	15	2	3	24
23	69	150	2	246	109	64	725
1	1	-	-	45	29	4	90
1	-	-	-	5	1	-	7
07	965	82	481	815	113	207	3,861
-	-	1	-	5	20	4	31
-	1	-	-	7	5	2	16
12	84	45	2	230	70	46	577
-	2	6	-	12	1	2	23
2	8	5	-	22	21	4	66
-	-	3	-	5	1	1	11
20	4	148	1	149	22	124	493
-	1	9	-	43	19	7	85
-	-	1	-	6	26	1	34
-	-	-	-	2	1	1	5
8	33	9	1	139	33	21	297
-	-	-	-	14	4	4	23
5	23	4	1	195	10	10	273
2	2	1	-	48	21	6	90
-	-	-	-	1	1	2	5
-	-	-	-	-	-	2	2
-	-	-	-	1	1	-	4
-	-	-	-	-	3	1	4
-	1	-	-	1	3	-	5
-	-	-	-	-	-	-	-
3	<u>27</u>	<u>74</u>	<u>10</u>	<u>248</u>	<u>155</u>	<u>34</u>	<u>624</u>
61	6,460	7,257	4,099	20,193	10,883	11,481	72,914

TABLE 6

FALL SEMESTER 1972
STUDENT ENROLLMENT BY COUNTY OF RESIDENCE AT
KENTUCKY INDEPENDENT SENIOR INSTITUTIONS OF HIGHER EDUCATION

County	Asbury	Bellarmine	Berea	Brescia	Campbellsville	Centre	Cumberland	Georgetown	Kentucky Wesleyan	Pikeville
Adair	-	-	-	-	31	2	1	-	-	-
Allen	-	-	-	-	3	5	-	-	1	-
Anderson	-	1	-	-	2	2	-	9	-	-
Ballard	-	-	-	-	-	-	-	1	-	-
Barren	-	1	1	-	8	2	-	1	1	-
Bath	-	-	1	-	1	-	-	2	-	-
Bell	1	-	7	-	2	-	96	2	-	1
Boone	1	-	3	1	1	1	8	7	-	-
Bourbon	-	-	4	-	-	4	1	8	-	-
Boyd	2	-	10	-	1	8	1	10	1	4
Boyle	1	-	5	-	6	26	2	9	2	-
Bracken	-	-	-	-	-	2	-	-	-	-
Breathitt	1	-	5	-	-	1	1	1	-	2
Breckinridge	-	-	1	9	11	2	-	-	5	-
Bullitt	1	1	-	-	11	5	4	2	-	-
Butler	-	-	-	-	2	-	-	1	-	-
Caldwell	-	1	-	1	2	-	-	6	1	-
Calloway	-	-	-	-	-	2	-	-	-	-
Campbell	4	-	1	-	-	6	8	24	-	-
Carlisle	-	-	-	-	-	-	-	-	-	-
Carroll	-	-	-	-	5	1	-	6	-	-
Carter	1	-	10	-	-	1	-	7	1	-
Casey	-	-	10	-	33	3	14	-	-	-
Christian	-	-	-	-	1	9	1	3	2	-
Clark	2	1	-	-	-	4	1	13	-	-
Clay	-	-	6	-	1	-	79	3	-	-

TABLE 6

FALL SEMESTER 1972
 STUDENT ENROLLMENT BY COUNTY OF RESIDENCE AT
 KENTUCKY INDEPENDENT SENIOR INSTITUTIONS OF HIGHER EDUCATION

Bellarmine	Berea	Brescia	Campbellsville	Centre	Cumberland	Georgetown	Kentucky Wesleyan	Pikeville	Spalding	Thomas More	Transylvania	Union	Total
-	-	-	31	2	1	-	-	-	1	-	-	-	35
-	-	-	3	5	-	-	1	-	1	-	-	-	10
1	-	-	2	2	-	9	-	-	-	-	3	-	17
-	-	-	-	-	-	1	-	-	-	-	-	-	1
1	1	-	8	2	-	1	1	-	-	-	4	1	19
-	1	-	1	-	-	2	-	-	-	-	5	-	9
-	7	-	2	-	96	2	-	1	-	-	-	45	154
-	3	1	1	1	8	7	-	-	-	97	2	2	123
-	4	-	-	4	1	8	-	-	-	-	15	-	32
-	10	-	1	8	1	10	1	4	-	3	14	2	56
-	5	-	6	26	2	9	2	-	1	-	2	1	55
-	-	-	-	2	-	-	-	-	-	-	-	-	2
-	5	-	-	1	1	1	-	2	-	-	-	-	12
-	1	9	11	2	-	-	5	-	-	-	-	1	28
1	-	-	11	5	4	2	-	-	-	-	-	-	36
-	-	-	2	-	-	1	-	-	12	-	-	-	3
1	-	1	2	-	-	6	1	-	-	-	-	-	11
-	-	-	-	2	-	-	-	-	-	-	-	-	2
-	1	-	-	6	8	24	-	-	-	265	3	10	321
-	-	-	-	-	-	-	-	-	-	-	-	-	-
-	-	-	5	1	-	6	-	-	2	1	1	2	18
-	10	-	-	1	-	7	1	-	-	-	-	-	20
-	10	-	33	3	14	-	-	-	-	-	-	2	62
-	-	-	1	9	1	3	2	-	-	-	-	-	16
1	-	-	-	4	1	13	-	-	-	-	20	-	41
-	6	-	1	-	79	3	-	-	-	-	-	42	131

County	Asbury	Bellarmine	Berea	Brescia	Campbellsville	Centre	Cumberland	Georgetown	Kentucky Wesleyan	Pikeville	Spalding
Clinton	-	-	8	-	1	-	-	-	-	-	-
Crittenden	-	-	-	-	3	-	-	-	-	-	-
Cumberland	-	-	8	-	-	-	-	1	-	-	-
Daviess	2	4	1	685	10	17	-	6	343	-	4
Edmonson	-	-	-	-	-	-	-	-	-	-	-
Elliott	-	-	-	-	-	-	-	-	-	-	-
Estill	1	-	2	-	-	-	1	2	-	-	1
Fayette	18	2	3	1	2	30	15	72	3	2	2
Fleming	-	-	2	-	-	1	1	1	-	-	-
Floyd	1	-	14	-	-	3	1	2	-	42	-
Franklin	1	2	-	1	7	17	7	22	-	-	1
Fulton	-	-	-	-	-	-	-	-	-	-	-
Gallatin	-	-	-	-	-	-	1	1	-	-	-
Garrard	-	-	12	-	2	2	2	-	-	-	-
Grant	-	-	-	-	1	-	2	16	-	-	-
Graves	-	-	-	1	-	1	-	6	-	-	2
Grayson	1	-	-	7	7	1	-	4	2	-	1
Green	-	-	1	-	23	-	-	1	-	-	-
Greenup	7	1	10	-	1	3	1	2	2	1	-
Hancock	-	-	-	9	2	-	-	1	9	-	-
Hardin	2	6	5	-	17	4	4	14	1	-	11
Harlan	2	1	6	-	1	3	122	2	-	-	-
Harrison	2	-	-	-	1	1	2	10	1	-	-
Hart	-	-	1	-	4	-	1	1	1	-	-
Henderson	1	1	-	16	2	3	1	2	7	-	-
Henry	-	-	2	-	1	1	-	9	1	-	-
Hickman	-	-	-	-	1	-	-	-	-	-	-
Hopkins	-	1	-	2	-	7	-	2	5	-	1
Jackson	-	-	13	-	-	-	10	-	-	-	-
Jefferson	15	1,301	16	6	53	122	19	97	35	1	808
Jessamine	41	-	-	-	-	1	1	1	-	-	-
Johnson	-	-	4	-	-	1	2	-	-	1	-
Kenton	5	1	1	2	4	7	12	29	-	-	4
Knott	-	-	8	-	-	-	4	1	-	3	-

Berea	Brescia	Campbellsville	Centre	Cumberland	Georgetown	Kentucky Wesleyan	Pikeville	Spalding	Thomas More	Transylvania	Union	Total
8	-	1	-	-	-	-	-	-	-	-	1	10
-	-	3	-	-	-	-	-	-	-	-	-	3
8	-	-	-	-	1	-	-	-	-	2	-	11
1	685	10	17	-	6	343	-	4	3	2	-	1,077
-	-	-	-	-	-	-	-	-	-	-	-	-
2	-	-	-	1	2	-	-	1	-	-	-	7
3	1	2	30	15	72	3	2	2	4	142	-	296
2	-	-	1	1	1	-	-	-	-	-	1	8
14	-	-	3	1	2	-	42	-	-	5	1	69
-	1	7	17	7	22	-	-	1	-	7	1	66
-	-	-	-	-	-	-	-	-	1	-	-	1
-	-	-	-	1	1	-	-	-	3	-	-	5
12	-	2	2	2	-	-	-	-	-	2	-	20
-	-	1	-	2	16	-	-	-	5	-	-	24
-	1	-	1	-	6	-	-	2	-	1	-	11
-	7	7	1	-	4	2	-	1	-	1	-	24
1	-	23	-	-	1	-	-	-	-	-	-	25
10	-	1	3	1	2	2	1	-	-	2	-	30
-	9	2	-	-	1	9	-	-	-	-	-	21
5	-	17	4	4	14	1	-	11	1	-	1	66
6	-	1	3	122	2	-	-	-	-	4	61	202
-	-	1	1	2	10	1	-	-	2	5	2	26
1	-	4	-	1	1	1	-	-	-	-	-	8
-	16	2	3	1	2	7	-	-	-	2	-	35
2	-	1	1	-	9	1	-	-	-	8	1	23
-	-	1	-	-	-	-	-	-	-	-	-	1
-	2	-	7	-	2	5	-	1	-	3	-	21
13	-	-	-	10	-	-	-	-	-	-	1	24
16	6	53	122	19	97	35	1	808	7	57	7	2,544
-	-	-	1	1	1	-	-	-	-	5	-	49
4	-	-	1	2	-	-	1	-	-	-	-	8
1	2	4	7	12	29	-	-	4	636	2	2	705
8	-	-	-	4	1	-	3	-	-	-	1	17

County	Asbury	Bellarmino	Berea	Brescia	Campbellsville	Centre	Cumberland	Georgetown	Kentucky Wesleyan	Pikeville	Spalding
Knox	-	-	7	-	-	3	75	-	-	-	-
Larue	-	1	-	-	12	-	-	-	-	-	1
Laurel	-	1	25	-	1	-	55	3	-	-	-
Lawrence	2	-	2	-	3	-	-	4	-	-	-
Lee	2	-	9	-	-	2	-	1	-	-	-
Leslie	-	1	4	-	-	1	53	4	-	-	-
Letcher	-	-	20	-	-	-	16	6	1	32	-
Lewis	-	-	8	-	-	-	-	-	-	-	-
Lincoln	3	-	5	-	10	2	2	2	-	-	-
Livingston	-	-	-	-	-	-	-	-	1	-	-
Logan	-	-	-	2	3	-	-	2	5	-	-
Lyon	-	-	-	-	1	-	-	-	-	-	-
Madison	-	2	243	-	-	2	3	4	-	-	-
Magoffin	-	-	1	-	-	2	3	-	-	-	-
Marion	-	-	-	3	45	4	-	1	-	-	3
Marshall	-	-	-	-	-	1	-	1	-	-	-
Martin	-	-	1	-	-	-	-	1	-	13	-
Mason	-	-	-	-	-	2	2	-	-	-	-
McCracken	2	-	-	4	2	10	-	2	-	-	1
McCreary	-	-	9	-	-	-	46	-	-	-	-
McLean	-	-	-	11	3	2	-	-	16	-	-
Neade	-	1	-	-	2	3	-	1	3	-	1
Menifee	-	-	-	-	-	-	-	-	-	-	-
Mercer	4	-	-	-	3	7	-	14	-	-	-
Metcalfe	-	-	-	-	6	-	-	-	-	-	-
Monroe	-	-	-	-	3	1	-	-	-	-	-
Montgomery	1	-	-	-	-	-	1	8	-	-	-
Morgan	-	-	1	-	-	-	3	-	-	-	-
Muhlénberg	-	1	1	9	6	1	1	2	12	-	-
Nelson	1	10	1	4	10	5	1	1	3	-	20
Nicholas	-	-	1	-	-	1	1	4	-	-	-
Ohio	-	-	-	24	-	-	-	2	20	-	-
Oldham	2	4	1	-	-	5	-	6	-	-	5
Owen	-	-	-	-	3	1	1	10	-	-	-

Bellarmine	Berea	Brescia	Campbellsville	Centre	Cumberland	Georgetown	Kentucky Wesleyan	Pikeville	Spalding	Thomas More	Transylvania	Union	Total
-	7	-	-	3	75	-	-	-	-	-	-	188	273
1	-	-	12	-	-	-	-	-	1	-	1	-	15
1	25	-	1	-	55	3	-	-	-	-	-	17	102
-	2	-	3	-	-	4	-	-	-	-	-	-	11
-	9	-	-	2	-	1	-	-	-	-	7	6	27
1	4	-	-	1	53	4	-	-	-	-	2	10	75
-	20	-	-	-	16	6	1	32	-	-	4	4	83
-	8	-	-	-	-	-	-	-	-	-	2	-	10
-	5	-	10	2	2	2	-	-	-	-	-	-	24
-	-	-	-	-	-	-	1	-	-	-	-	-	1
-	-	2	3	-	-	2	5	-	-	-	-	-	12
-	-	-	1	-	-	-	-	-	-	-	-	-	1
2	243	-	-	2	3	4	-	-	-	-	4	1	259
-	1	-	-	2	3	-	-	-	-	-	-	-	6
-	-	3	45	4	-	1	-	-	3	-	-	-	56
-	-	-	-	1	-	1	-	-	-	-	-	-	2
-	1	-	-	-	-	1	-	13	-	-	-	-	15
-	-	-	-	2	2	-	-	-	-	6	3	2	15
-	-	4	2	10	-	2	-	-	1	-	3	-	24
-	9	-	-	-	46	-	-	-	-	-	-	-	55
-	-	11	3	2	-	-	16	-	-	-	-	-	32
1	-	-	2	3	-	1	3	-	1	-	1	-	12
-	-	-	-	-	-	-	-	-	-	-	-	-	-
-	-	-	3	7	-	14	-	-	-	-	1	-	29
-	-	-	6	-	-	-	-	-	-	-	-	-	6
-	-	-	3	1	-	-	-	-	-	-	-	-	4
-	-	-	-	-	1	8	-	-	-	-	5	-	15
-	1	-	-	-	3	-	-	-	-	-	-	-	4
1	1	9	6	1	1	2	12	-	-	-	-	-	33
10	1	4	10	5	1	1	3	-	20	-	2	-	58
-	1	-	-	1	1	4	-	-	-	-	2	-	9
-	-	24	-	-	-	2	20	-	-	-	-	-	46
4	1	-	-	5	-	6	-	-	5	-	1	1	25
-	-	-	3	1	1	10	-	-	-	1	5	-	21

County	Asbury	Bellarmine	Berea	Brescia	Campbellville	Centre	Cumberland	Georgetown	Kentucky Wesleyan	Pikeville	Spalding	Thomas More
Owsley	-	-	1	-	-	-	-	-	-	1	-	-
Pendleton	-	-	-	-	-	-	-	5	-	-	1	-
Perry	-	-	11	-	-	-	19	6	1	1	1	-
Pike	2	-	17	-	-	3	1	-	-	570	-	-
Powell	1	-	1	-	-	-	1	1	-	-	-	-
Pulaski	3	-	23	-	3	3	10	6	-	-	-	-
Robertson	-	-	-	-	-	-	-	-	-	-	-	-
Rockcastle	-	-	14	-	-	-	13	-	-	-	-	-
Rowan	-	-	1	-	-	1	-	-	-	-	-	-
Russell	-	-	-	-	16	1	-	-	-	-	-	-
Scott	-	-	-	-	2	4	2	108	-	-	-	-
Shelby	-	-	2	-	4	5	9	21	1	-	2	-
Simpson	-	-	-	-	-	-	1	1	-	-	1	-
Spencer	-	-	1	-	2	-	-	3	1	-	1	-
Taylor	-	-	-	-	167	3	-	4	3	-	1	-
Todd	-	-	-	-	-	-	-	-	1	-	-	-
Trigg	-	-	-	-	-	-	-	1	-	-	-	-
Trimble	-	-	1	-	-	4	-	-	-	-	2	-
Union	-	2	-	5	4	1	-	1	4	-	1	-
Warren	-	-	-	1	-	7	1	2	3	-	-	-
Washington	-	3	-	-	9	-	-	1	-	-	1	-
Wayne	-	-	2	-	1	2	10	2	-	-	-	-
Webster	-	-	-	-	3	1	-	-	1	-	-	-
Whitley	-	-	5	-	-	1	293	3	-	-	1	-
Wolfe	-	-	4	-	1	-	1	-	-	-	-	-
Woodford	1	-	1	-	-	10	1	5	-	-	1	-
TOTAL	137	1,351	604	804	589	412	1,051	669	500	674	896	1,03

Berea	Brescia	Campbellsville	Centre	Cumberland	Georgetown	Kentucky Wesleyan	Pikeville	Spalding	Thomas More	Transylvania	Union	Total
1	-	-	-	-	-	-	1	-	-	-	1	3
-	-	-	-	-	5	-	-	1	3	2	-	11
11	-	-	-	19	6	1	1	1	-	5	2	46
17	-	-	3	1	-	-	570	-	-	6	-	599
1	-	-	-	1	1	-	-	-	-	-	-	4
23	-	3	3	10	6	-	-	-	-	2	1	51
-	-	-	-	-	-	-	-	-	-	-	-	-
14	-	-	-	13	-	-	-	-	-	-	-	27
1	-	-	1	-	-	-	-	-	-	1	-	3
-	-	16	1	-	-	-	-	-	-	-	1	18
-	-	2	4	2	108	-	-	-	-	4	-	120
2	-	4	5	9	21	1	-	2	-	3	-	47
-	-	-	-	1	1	-	-	1	-	-	-	3
1	-	2	-	-	3	1	-	1	-	1	-	9
-	-	167	3	-	4	3	-	1	-	1	-	179
-	-	-	-	-	-	1	-	-	-	1	-	2
-	-	-	-	-	1	-	-	-	-	-	-	1
1	-	-	4	-	-	-	-	2	-	-	-	7
-	5	4	1	-	1	4	-	1	-	-	-	18
-	1	-	7	1	2	3	-	-	-	1	-	15
-	-	9	-	-	1	-	-	1	-	-	-	14
2	-	1	2	10	2	-	-	-	-	2	1	20
-	-	3	1	-	-	1	-	-	-	-	-	5
5	-	-	1	293	3	-	-	1	1	5	22	331
4	-	1	-	1	-	-	-	-	-	-	-	6
1	-	-	10	1	5	-	-	1	-	14	4	37
604	804	589	412	1,051	669	500	674	896	1,039	412	449	9,587

TABLE 7

FALL SEMESTER 1972
STUDENT ENROLLMENT BY STATE OF RESIDENCE AT
KENTUCKY INDEPENDENT SENIOR INSTITUTIONS OF HIGHER EDUCATION

<u>State</u>	<u>Asbury</u>	<u>Bellarmino</u>	<u>Berea</u>	<u>Brescia</u>	<u>Campbellsville</u>	<u>Centre</u>	<u>Cumberland</u>	<u>Georgetown</u>	<u>Kentucky Wesleyan</u>	<u>Pikeville</u>	<u>Spalding</u>
Alabama	17	1	55	1	6	9	1	2	1	-	-
Alaska	-	-	-	-	-	-	-	1	-	-	-
Arizona	2	-	-	-	-	-	-	-	-	-	-
Arkansas	1	-	-	-	-	4	-	-	-	-	-
California	13	-	2	2	-	5	4	3	-	-	-
Colorado	2	-	-	1	-	-	-	-	-	-	-
Connecticut	1	2	-	1	2	3	2	2	6	1	-
Delaware	3	1	-	-	1	1	-	3	3	1	-
Dist. of Col.	2	6	-	-	-	1	-	1	2	-	-
Florida	66	3	8	2	2	25	22	19	4	-	-
Georgia	47	4	14	-	2	28	3	6	1	-	-
Hawaii	-	-	-	-	-	1	-	1	-	-	-
Idaho	1	-	2	-	-	-	-	-	-	-	-
Illinois	20	15	2	9	9	6	15	17	8	-	-
Indiana	94	37	7	59	46	10	50	53	59	1	5
Iowa	4	2	1	3	-	-	-	-	-	-	-
Kansas	19	5	1	-	-	2	-	-	1	-	-
Kentucky	137	1,351	604	804	589	412	1,051	669	500	674	89
Louisiana	1	1	-	-	-	5	1	-	-	-	-
Maine	1	-	-	-	-	1	1	-	-	-	-
Maryland	15	10	3	3	1	23	2	12	7	-	1
Massachusetts	1	1	-	4	-	3	7	2	3	-	-
Michigan	59	4	5	-	15	2	10	10	4	2	-
Minnesota	6	2	1	-	-	1	-	-	-	-	-
Mississippi	3	-	-	-	1	5	1	2	-	-	-

TABLE 7

FALL SEMESTER 1972
 STUDENT ENROLLMENT BY STATE OF RESIDENCE AT
 KENTUCKY INDEPENDENT SENIOR INSTITUTIONS OF HIGHER EDUCATION

Bellarmine	Berea	Brescia	Campbellsville	Centre	Cumberland	Georgetown	Kentucky Wesleyan	Pikeville	Spalding	Thomas More	Transylvania	Union	Total
1	55	1	6	9	1	2	1	-	-	1	9	-	103
-	-	-	-	-	-	1	-	-	-	-	-	-	1
-	-	-	-	-	-	-	-	-	-	-	-	-	2
-	-	-	-	4	-	-	-	-	-	-	-	-	5
-	2	2	-	5	4	3	-	-	2	1	1	2	35
-	-	1	-	-	-	-	-	-	-	-	-	-	3
2	-	1	2	3	2	2	6	1	-	-	23	12	55
1	-	-	1	1	-	3	3	1	-	-	1	5	19
6	-	-	-	1	-	1	2	-	2	2	3	4	23
3	8	2	2	25	22	19	4	-	3	1	9	6	170
4	14	-	2	28	3	6	1	-	2	1	5	1	114
-	-	-	-	1	-	1	-	-	-	-	-	-	2
-	2	-	-	-	-	-	-	-	-	-	-	-	3
15	2	9	9	6	15	17	8	-	4	5	10	5	125
37	7	59	46	10	50	53	59	1	59	12	20	1	508
2	1	3	-	-	-	-	-	-	-	-	2	-	12
5	1	-	-	2	-	-	1	-	-	-	-	-	28
351	604	804	589	412	1,051	669	500	674	896	1,039	412	449	9,587
1	-	-	-	5	1	-	-	-	-	2	-	-	10
-	-	-	-	1	1	-	-	-	-	-	2	-	5
10	3	3	1	23	2	12	7	-	10	1	19	6	112
1	-	4	-	3	7	2	3	-	3	-	4	19	47
4	5	-	15	2	10	10	4	2	1	1	2	4	119
2	1	-	-	1	-	-	-	-	-	-	-	-	10
-	-	-	1	5	1	2	-	-	-	1	-	-	13

<u>State</u>	<u>Asbury</u>	<u>Bellarmine</u>	<u>Berea</u>	<u>Brescia</u>	<u>Campbellsville</u>	<u>Centre</u>	<u>Cumberland</u>	<u>Georgetown</u>	<u>Kentucky Wesleyan</u>	<u>Pikeville</u>	<u>Spalding</u>	<u>Thomas More</u>
Missouri	14	4	1	1	4	4	1	3	1	-	3	
Montana	2	-	-	-	-	-	1	-	1	-	-	
Nebraska	2	-	-	-	-	-	-	-	-	-	-	
Nevada	-	-	-	-	-	-	-	-	-	-	-	
New Hampshire	3	-	1	1	-	-	-	-	-	-	-	
New Jersey	51	9	-	4	2	22	9	14	42	8	10	4
New Mexico	-	-	-	-	-	1	1	-	-	-	-	
New York	15	14	4	1	3	6	12	11	37	1	12	3
North Carolina	16	1	93	-	2	5	2	-	-	-	-	
North Dakota	5	-	-	-	-	-	-	-	-	-	-	
Ohio	246	24	49	10	32	75	232	325	13	25	7	498
Oklahoma	2	-	-	-	-	2	-	2	-	-	-	1
Oregon	3	-	1	-	-	1	-	-	-	-	-	-
Pennsylvania	116	4	2	2	18	7	16	18	52	8	4	3
Rhode Island	-	-	-	1	-	-	-	-	-	-	-	-
South Carolina	12	1	34	1	-	5	4	2	-	-	-	2
South Dakota	1	-	2	-	-	-	-	-	-	-	-	-
Tennessee	21	2	127	-	2	39	244	12	4	-	3	2
Texas	15	-	1	1	2	5	-	3	1	1	-	-
Utah	2	-	-	-	-	-	-	-	-	-	-	-
Vermont	3	-	2	-	-	1	-	-	-	-	-	-
Virginia	17	6	184	2	1	18	44	23	4	52	7	1
Washington	-	1	-	-	-	-	-	1	-	-	-	-
West Virginia	16	1	89	-	1	9	6	12	1	20	1	1
Wisconsin	6	2	2	-	-	2	1	2	-	-	-	-
Wyoming	1	-	-	-	-	-	-	-	-	-	-	-
<u>Territories</u>												
American Samoa	-	-	1	-	-	-	-	-	-	-	-	-

Berea	Brescia	Campbellsville	Centre	Cumberland	Georgetown	Kentucky Wesleyan	Pikeville	Spalding	Thomas More	Transylvania	Union	Total
1	1	4	4	1	3	1	-	3	-	5	1	42
-	-	-	-	1	-	1	-	-	-	-	-	4
-	-	-	-	-	-	-	-	-	-	-	-	2
-	-	-	-	-	-	-	-	-	-	-	-	-
1	1	-	-	-	-	-	-	-	-	-	-	5
-	4	2	22	9	14	42	8	10	4	27	79	281
-	-	-	1	1	-	-	-	-	-	-	-	2
4	1	3	6	12	11	37	1	12	3	20	62	201
93	-	2	5	2	-	-	-	-	-	6	-	125
-	-	-	-	-	-	-	-	-	-	-	-	5
49	10	32	75	232	325	13	25	7	498	64	46	1,646
-	-	-	2	-	2	-	-	-	1	-	-	7
1	-	-	1	-	-	-	-	-	-	-	-	5
2	2	18	7	16	18	52	8	4	3	10	44	304
-	1	-	-	-	-	-	-	-	-	-	2	3
34	1	-	5	4	2	-	-	-	2	2	-	63
2	-	-	-	-	-	-	-	-	-	-	-	3
127	-	2	39	244	12	4	-	3	2	35	63	554
1	1	2	5	-	3	1	1	-	-	1	1	31
-	-	-	-	-	-	-	-	-	-	-	1	3
2	-	-	1	-	-	-	-	-	-	-	-	6
184	2	1	18	44	23	4	52	7	1	4	45	408
-	-	-	-	-	1	-	-	-	-	-	-	2
89	-	1	9	6	12	1	20	1	1	7	-	164
2	-	-	2	1	2	-	-	-	-	2	-	17
-	-	-	-	-	-	-	-	-	-	-	1	2
1	-	-	-	-	-	-	-	-	-	-	-	1

<u>State</u>	<u>Asbury</u>	<u>Bellarmino</u>	<u>Berea</u>	<u>Brescia</u>	<u>Campbellsville</u>	<u>Centre</u>	<u>Cumberland</u>	<u>Georgetown</u>	<u>Kentucky Wesleyan</u>	<u>Pikeville</u>	<u>Spalding</u>
Canal Zone	2
Guam
Puerto Rico	1
Virgin Islands
Foreign Countries	<u>31</u>	<u>16</u>	<u>58</u>	<u>18</u>	<u>2</u>	<u>6</u>	<u>8</u>	<u>12</u>	<u>17</u>	<u>30</u>	<u>17</u>
TOTAL	1,115	1,530	1,356	931	743	758	1,751	1,243	772	824	1,048

Bellarmine	Berea	Brescia	Campbellsville	Centre	Cumberland	Georgetown	Kentucky Wesleyan	Pikeville	Spalding	Thomas More	Transylvania	Union	Total
. 2 2 2
. 1 2 3
<u>16</u>	<u>58</u>	<u>18</u>	<u>2</u>	<u>6</u>	<u>8</u>	<u>12</u>	<u>17</u>	<u>30</u>	<u>17</u>	<u>7</u>	<u>21</u>	<u>30</u>	<u>273</u>
1,530	1,356	931	743	758	1,751	1,243	772	824	1,048	1,589	726	889	15,275

TABLE 8

FALL SEMESTER 1972
 UNIVERSITY OF KENTUCKY COMMUNITY COLLEGE SYSTEM
 ENROLLMENT BY COUNTY OF RESIDENCE

County	Ashland Community College	Elizabethtown Community College	Hazard Community College	Henderson Community College	Hopkinsville Community College*	Jefferson Community College**	Madisonville Community College	Maysville Community College	Paducah Community College	Prestonsburg Community College	Somerset
Adair	.	2	.	.	.	2
Allen	1
Anderson	2
Ballard	50	.	.
Barren	1
Bath
Bell	1
Boone	1
Bourbon	4	.	.	.
Boyd	807	2
Boyle	.	2
Bracken	1	.	26	.	.	.
Breathitt	.	.	2	.	.	1
Breckinridge	1	7	.	.	.	4
Bullitt	.	13	.	.	.	59
Butler	2
Caldwell	.	.	1	.	51	1	5	.	4	.	.
Calloway	1	.	.
Campbell
Carlisle	17	.	.
Carroll	3
Carter	40	1	.	1	.	.	.
Casey	1

TABLE 8

FALL SEMESTER 1972
 UNIVERSITY OF KENTUCKY COMMUNITY COLLEGE SYSTEM
 ENROLLMENT BY COUNTY OF RESIDENCE

Elizabethtown Community College	Hazard Community College	Henderson Community College	Hopkinsville Community College*	Jefferson Community College**	Madisonville Community College	Maysville Community College	Paducah Community College	Prestonsburg Community College	Somerset Community College	Southeast Community College	Total
2	.	.	.	2	2	.	6
.	.	.	.	1	1
.	.	.	.	2	2
.	50	.	.	.	50
.	.	.	.	1	1
.
.	.	.	.	1	4	13	18
.	.	.	.	1	1
.	4	4
.	.	.	.	2	1	.	810
2	2
.	.	.	.	1	.	26	27
.	2	.	.	1	3
7	.	.	.	4	12
13	.	.	.	59	72
.	.	.	.	2	2
.	1	.	51	1	5	.	4	.	.	.	62
.	1	.	.	.	1
.
.	17	.	.	.	17
.	.	.	.	3	3
.	.	.	.	1	.	1	42
.	.	.	.	1	36	.	37

<u>County</u>	<u>Ashland</u> <u>Community College</u>	<u>Elizabethtown</u> <u>Community College</u>	<u>Hazard</u> <u>Community College</u>	<u>Henderson</u> <u>Community College</u>	<u>Hopkinsville</u> <u>Community College*</u>	<u>Jefferson</u> <u>Community College**</u>	<u>Madisonville</u> <u>Community College</u>	<u>Maysville</u> <u>Community College</u>	<u>Paducah</u> <u>Community College</u>	<u>Prestonsburg</u> <u>Community College</u>
Christian	777	3	6	.	2	.
Clark	4
Clay
Clinton	2
Crittenden	.	.	.	2
Cumberland	2	.
Daviess	.	1	.	96	.	6	1	.	1	.
Edmonson	.	3
Elliott
Estill
Fayette	2	6	.	.	1	1
Fleming	1	1	37	.	.
Floyd	1	.	1	.	.	1	.	.	.	261
Franklin	1
Fulton	2	.
Gallatin
Garrard
Grant	1
Graves	52	.
Grayson	.	23	.	.	.	1
Green	.	8	.	.	.	1
Greenup	251	11
Hancock
Hardin	.	459
Harlan	1	.
Harrison
Hart	.	12	.	.	.	2
Henderson	.	.	2	373

County	Ashland Community College	Elizabethtown Community College	Hazard Community College	Henderson Community College	Hopkinsville Community College*	Jefferson Community College**	Madisonville Community College	Maysville Community College	Paducah Community College	Prestonsburg Community College	Somerset
Henry	4	1
Hickman	5	.	.
Hopkins	.	.	1	.	16	.	265
Jackson
Jefferson	3	14	2	.	.	4,219	.	.	1	.	.
Jessamine	1
Johnson	2	120	.
Kenton	2	.	1	.	.	.
Knott	.	.	15	8	.
Knox
Larue	.	59	.	.	.	4
Laurel
Lawrence	16	1
Lee	1
Leslie	.	.	8
Letcher	.	.	24
Lewis	2	18	.	.	.
Lincoln
Livingston	36	.	.
Logan	2
Lyon	.	1	.	.	.	1	.	.	12	.	.
Madison
Magoffin	35	.
Marion	.	3	.	.	.	1
Marshall	70	.	.
Martin	9	.
Mason	218	.	.	.
McCracken	.	.	1	874	.	.
McCreary	.	1

Elizabethtown Community College	-	-	-	-	4	1	-	-	-	-	1	-	-	-	6
Hazard Community College	-	1	-	-	-	265	-	-	-	-	-	-	-	-	5
Henderson Community College	-	-	-	-	-	-	-	-	-	-	-	-	-	-	282
Hopkinsville Community College*	14	2	-	16	-	-	-	-	-	-	-	-	-	-	-
Jefferson Community College**	-	-	4,219	-	1	-	-	-	-	1	-	4	3	4,246	
Madisonville Community College	-	-	-	-	1	-	-	-	-	-	-	-	-	2	
Maysville Community College	-	-	-	-	-	-	1	-	-	-	-	-	-	122	
Paducah Community College	-	15	-	-	2	-	-	-	-	-	120	-	-	3	
Prestonsburg Community College	59	-	-	-	-	-	-	-	8	4	-	-	1	28	
Somerset Community College	-	-	-	-	4	-	-	-	-	-	-	-	-	63	
Southeast Community College	-	-	-	-	-	-	-	-	-	-	-	10	-	10	
Total	-	8	-	-	1	-	-	-	-	-	-	-	-	17	
	24	-	-	-	-	-	-	-	-	-	-	-	8	16	
	-	-	-	-	-	-	18	-	-	-	-	-	-	38	
	-	-	-	-	-	-	-	-	-	29	-	-	-	20	
	-	-	-	-	-	-	-	-	-	-	36	-	-	29	
	-	-	-	-	2	-	-	-	-	-	-	-	-	36	
	1	-	-	-	1	-	-	-	-	-	12	-	-	2	
	-	-	-	-	-	-	-	-	-	-	-	-	-	14	
	-	-	-	-	-	-	-	-	-	-	-	-	-	1	
	3	-	-	-	1	-	-	-	-	35	-	-	-	35	
	-	-	-	-	-	-	-	-	-	-	-	-	-	5	
	-	-	-	-	-	-	-	70	-	-	-	-	-	70	
	-	-	-	-	-	-	-	-	9	-	-	-	-	9	
	1	-	-	-	-	-	218	-	-	-	-	-	-	218	
	-	1	-	-	-	-	-	-	874	-	-	-	-	875	
	-	-	-	-	-	-	-	-	-	25	-	-	-	26	

County	Ashland Community College	Elizabethtown Community College	Hazard Community College	Henderson Community College	Hopkinsville Community College*	Jefferson Community College**	Madisonville Community College	Maysville Community College	Paducah Community College	Prestonsburg Community College
McLean
Meade	.	26	.	.	.	2	16	.	.	.
Menifee
Mercer
Metcalfe	.	1	.	.	.	2	.	.	2	.
Monroe	1
Montgomery
Morgan
Mufflenberg
Nelson	.	86	.	.	13	1	45	.	2	.
Nicholas	1	6
Ohio	.	1	.	2	1	3	.	8	.	.
Oldham
Owen	33
Owsley	1
Pendleton
Perry
Pike	1	.	143
Powell	20
Pulaski	1	.	.	.	1
Robertson	1
Rockcastle	13	.	.
Rowan
Russell
Scott	1	1
Shelby	1
Simpson	.	1	.	.	1	8
Spencer	7
Taylor	1	3	1	.	.	3

Community College	1	2	3	4	5	6	7	8	9	0	Total
Community College	1										1
Elizabethtown Community College	3										3
Hazard Community College	1										1
Henderson Community College											
Hopkinsville Community College*						13	1				14
Jefferson Community College**	3					6	33	1			43
Madisonville Community College						45					45
Maysville Community College										8	8
Paducah Community College										2	2
Prestonsburg Community College										20	20
Somerset Community College										1	1
Southeast Community College										6	6
Total	1					86	1			143	230



<u>County</u>	<u>Ashland Community College</u>	<u>Elizabethtown Community College</u>	<u>Hazard Community College</u>	<u>Henderson Community College</u>	<u>Hopkinsville Community College*</u>	<u>Jefferson Community College**</u>	<u>Madisonville Community College</u>	<u>Maysville Community College</u>	<u>Paducah Community College</u>	<u>Prestonsburg Community College</u>	<u>Somerset</u>
Todd	26
Trigg	33
Trimble	5
Union	.	.	.	77	.	3	1
Warren	2
Washington	4
Wayne	7
Webster	.	.	.	52	.	.	16	.	1	.	.
Whitley	1
Wolfe
Woodford
TOTAL	1,128	727	201	602	920	4,444	356	326	1,136	455	68

*Includes Eagle University Enrollment
**Includes Jefferson Branch Enrollment

	Community College	Hazard Community College	Henderson Community College	Hopkinsville Community College*	Jefferson Community College**	Madisonville Community College	Maysville Community College	Paducah Community College	Prestonsburg Community College	Somerset Community College	Southeast Community College	Total
27				26								26
				33								33
			77		5							5
					3	1						81
					2							2
					4							4
		52				16		1		73		73
					1					4		69
												5
												-
												-
201												27
602												201
920												602
4,444												920
356												4,444
326												356
1,136												326
455												1,136
684												455
305												684
												305
												11,284

rollment
rollment

TABLE 9

FALL SEMESTER 1972
 UNIVERSITY OF KENTUCKY COMMUNITY COLLEGE SYSTEM
 ENROLLMENT BY STATE OF RESIDENCE

State	Ashland Community College	Elizabethtown Community College	Hazard Community College	Henderson Community College	Hopkinsville Community College	Jefferson Community College	Madisonville Community College	Maysville Community College	Paducah Community College	Prestonsburg
Alabama	1
Alaska
Arizona
Arkansas	1
California
Colorado	1	.
Connecticut
Delaware
Dist. of Col.
Florida
Georgia	1
Hawaii
Idaho
Illinois	.	1	.	.	.	1
Indiana	.	2	.	5	.	21	.	.	17	.
Iowa
Kansas
Kentucky	1,128	727	201	602	920	4,444	356	326	1,136	49
Louisiana
Maine
Maryland
Massachusetts
Michigan	1	.
Minnesota	1	.	.	1	.

TABLE 9

FALL SEMESTER 1972
 UNIVERSITY OF KENTUCKY COMMUNITY COLLEGE SYSTEM
 ENROLLMENT BY STATE OF RESIDENCE

Ashland Community College	Elizabethtown Community College	Hazard Community College	Henderson Community College	Hopkinsville Community College	Jefferson Community College	Madisonville Community College	Maysville Community College	Paducah Community College	Prestonsburg Community College	Somerset Community College	Southeast Community College	Total
.	1	1
.	1	1
.	1	.	.	1	.	.	.	1
.	1	.	.	.	1	.	.	1
.	1	.	.	.	21	19
.	2	.	5	.	21	.	.	17	.	.	.	28
.	1	.	1
1,128	727	201	602	920	4,444	356	326	1,136	455	684	305	11,284
.
.	1	.	.	.	1
.	1	.	.	1	.	.	.	1
.	1

<u>State</u>	<u>Ashland Community College</u>	<u>Elizabethtown Community College</u>	<u>Hazard Community College</u>	<u>Henderson Community College</u>	<u>Hopkinsville Community College</u>	<u>Jefferson Community College</u>	<u>Madisonville Community College</u>	<u>Maysville Community College</u>	<u>Paducah Community College</u>	<u>Prestonsburg Community College</u>
Mississippi	1
Missouri	1	.	.	.	1
Montana
Nebraska
Nevada
New Hampshire
New Jersey
New Mexico
New York	.	1	.	.	.	1
North Carolina	1
North Dakota
Ohio	25	.	1	9	1	1
Oklahoma
Oregon
Pennsylvania	1
Rhode Island
South Carolina
South Dakota
Tennessee	1	.
Texas	.	.	1
Utah
Vermont
Virginia	1
Washington
West Virginia	12	1
Wisconsin
Wyoming

<u>State</u>	<u>Ashland Community College</u>	<u>Elizabethtown Community College</u>	<u>Hazard Community College</u>	<u>Henderson Community College</u>	<u>Hopkinsville Community College</u>	<u>Jefferson Community College</u>	<u>Madisonville Community College</u>	<u>Maysville Community College</u>	<u>Paducah Community College</u>	<u>Prestonsburg</u>
<u>Territories</u>										
American Samoa
Canal Zone
Guam
Puerto Rico
Virgin Islands
Foreign Countries	2	-	-	1	-	3	-	-	2	
TOTAL	1,167	731	203	608	920	4,480	356	335	1,161	4

Community College													
Elizabethtown Community College													
Hazard Community College													
Henderson Community College													
Hopkinsville Community College													
Jefferson Community College													
Madisonville Community College													
Maysville Community College													
Paducah Community College													
Prestonsburg Community College													
Somerset Community College													
Southeast Community College													
Total													

67 731 203 608 920 4,480 356 335 1,161 457 690 306 11,414

TABLE 10

FALL SEMESTER 1972
 KENTUCKY INDEPENDENT JUNIOR COLLEGE
 ENROLLMENT BY COUNTY OF RESIDENCE

<u>County</u>	<u>Alice Lloyd</u>	<u>Lees</u>	<u>Lindsey Wilson</u>	<u>Midway</u>	<u>Southeastern Christian</u>	<u>St. Catharine</u>	<u>B</u>
Adair	-	-	108	1	-	-	
Allen	-	-	-	-	-	-	
Anderson	-	1	-	-	-	-	
Ballard	-	-	1	-	-	-	
Barren	-	-	6	-	-	-	
Bath	-	-	-	6	1	-	
Bell	-	2	-	12	-	-	
Boone	-	-	1	2	-	-	
Bourbon	-	8	-	3	-	-	
Boyd	1	-	-	1	-	-	
Boyle	-	-	1	4	-	1	
Bracken	-	-	-	1	-	-	
Breathitt	-	152	-	-	-	-	
Breckinridge	-	-	-	-	-	-	
Bullitt	-	-	-	1	-	-	
Butler	-	-	-	-	-	-	
Caldwell	-	-	-	1	-	-	
Calloway	-	-	1	-	-	-	
Campbell	1	-	-	2	-	-	
Carlisle	-	-	-	-	-	-	
Carroll	-	-	-	-	-	-	
Carter	-	-	-	-	-	-	
Casey	-	-	26	1	-	1	
Christian	-	-	-	-	-	-	
Clark	-	1	-	2	47	-	
Clay	1	2	-	5	-	-	
Clinton	-	-	4	-	-	-	
Crittenden	-	-	-	1	-	-	
Cumberland	-	-	13	1	-	-	
Daviess	-	-	-	1	1	1	
Edmonson	-	-	-	-	-	-	
Elliott	-	-	-	1	-	-	
Estill	-	2	-	-	-	-	

TABLE 10

FALL SEMESTER 1972
 KENTUCKY INDEPENDENT JUNIOR COLLEGE
 ENROLLMENT BY COUNTY OF RESIDENCE

<u>Lees</u>	<u>Lindsey Wilson</u>	<u>Midway</u>	<u>Southeastern Christian</u>	<u>St. Catharine</u>	<u>Sue Bennett</u>	<u>Total</u>
-	108	1	-	-	-	109
-	-	-	-	-	-	-
1	-	-	-	-	-	1
-	1	-	-	-	-	1
-	6	-	-	-	-	6
-	-	6	1	-	-	7
2	-	12	-	-	8	22
-	1	2	-	-	1	4
8	-	3	-	-	-	11
-	-	1	-	-	-	2
-	1	4	-	1	2	8
-	-	1	-	-	-	1
152	-	-	-	-	-	152
-	-	-	-	-	-	-
-	-	1	-	-	-	1
-	-	-	-	-	-	-
-	-	1	-	-	-	1
-	1	-	-	-	-	1
-	-	2	-	-	-	3
-	-	-	-	-	-	-
-	-	-	-	-	-	-
-	26	1	-	1	-	28
-	-	-	-	-	-	-
1	-	2	47	-	-	50
2	-	5	-	-	17	25
-	4	-	-	-	-	4
-	-	1	-	-	-	1
-	13	1	-	-	-	14
-	-	1	1	1	-	3
-	-	-	-	-	-	-
-	-	1	-	-	-	1
2	-	-	-	-	-	2

<u>County</u>	<u>Alice Lloyd</u>	<u>Lees</u>	<u>Lindsey Wilson</u>	<u>Midway</u>	<u>Southeastern Christian</u>	<u>St. Catharin</u>	<u>Al. Ll</u>
Fayette	-	6	-	17	21	-	-
Fleming	-	..	-	4	-	-	-
Floyd	82	4	-	1	-	-	82
Franklin	-	2	-	8	-	-	-
Fulton	-	-	-	-	-	-	-
Gallatin	-	-	-	1	-	-	-
Garrard	-	-	-	1	-	-	-
Grant	-	-	-	3	-	-	-
Graves	-	-	-	-	-	-	-
Grayson	-	-	-	-	-	-	-
Green	-	-	25	5	-	-	-
Greenup	-	2	-	7	-	-	-
Hancock	-	-	-	-	-	-	-
Hardin	-	-	2	6	-	-	-
Harlan	-	-	-	1	1	-	-
Harrison	-	-	-	3	2	-	-
Hart	-	-	1	1	-	-	-
Henderson	-	-	1	-	-	-	-
Henry	-	-	-	2	-	-	-
Hickman	-	-	-	-	-	-	-
Hopkins	-	-	1	1	-	-	-
Jackson	-	1	-	2	-	-	-
Jefferson	2	6	20	2	10	3	2
Jessamine	-	1	1	3	-	1	-
Johnson	-	4	-	-	-	-	-
Kenton	-	-	-	3	-	-	-
Knott	58	1	-	1	-	-	58
Knox	-	-	-	3	-	-	-
Larue	-	-	1	5	-	-	-
Laurel	-	-	-	-	-	-	-
Lawrence	-	-	-	-	-	-	-
Lee	-	5	-	-	1	-	-
Leslie	5	12	-	-	-	-	5
Letcher	32	2	-	1	-	-	32
Lewis	-	-	-	-	-	-	-
Lincoln	-	-	1	4	-	-	-
Livingston	-	-	-	-	-	-	-
Logan	-	-	1	2	-	-	-

<u>Alice Lloyd</u>	<u>Lees</u>	<u>Lindsey Wilson</u>	<u>Midway</u>	<u>Southeastern Christian</u>	<u>St. Catharine</u>	<u>Sue Bennett</u>	<u>Total</u>
-	6	-	17	21	-	1	45
-	-	-	4	-	-	-	4
82	4	-	1	-	-	-	87
-	2	-	8	-	-	-	10
-	-	-	-	-	-	-	-
-	-	-	1	-	-	-	1
-	-	-	1	-	-	1	2
-	-	-	3	-	-	-	3
-	-	-	-	-	-	-	-
-	-	25	5	-	-	-	30
-	2	-	7	-	-	-	9
-	-	-	-	-	-	-	-
-	-	2	6	-	-	-	8
-	-	-	1	1	-	-	2
-	-	-	3	2	-	-	6
-	-	1	1	-	-	1	2
-	-	1	-	-	-	-	1
-	-	-	2	-	-	-	2
-	-	-	-	-	-	-	-
-	-	1	1	-	-	-	2
-	1	-	2	-	-	5	8
2	6	20	2	10	3	-	43
-	1	1	3	-	1	1	7
-	4	-	-	-	-	-	4
-	-	-	3	-	-	1	4
58	1	-	1	-	-	-	60
-	-	-	3	-	-	2	5
-	-	1	5	-	-	-	6
-	-	-	7	-	-	117	117
-	-	-	-	-	-	-	-
-	5	-	-	1	-	-	6
5	12	-	-	-	-	-	17
32	2	-	1	-	-	-	35
-	-	-	-	-	-	-	-
-	-	1	4	-	-	-	5
-	-	-	-	-	-	-	-
-	-	1	2	-	-	-	3

<u>County</u>	<u>Alice Lloyd</u>	<u>Lees</u>	<u>Lindsey Wilson</u>	<u>Midway</u>	<u>Southeastern Christian</u>	<u>St. Catharine</u>
Lyon	-	-	-	-	-	-
Madison	1	-	-	1	-	-
Magoffin	11	16	-	-	-	-
Marion	-	-	2	-	-	29
Marshall	-	-	1	-	-	-
Martin	3	-	-	3	-	-
Mason	-	-	-	-	-	-
McCracken	-	-	-	-	1	-
McCreary	-	-	1	-	-	-
McLean	-	-	-	-	-	-
Meade	-	-	-	-	-	-
Menifee	-	-	-	3	-	-
Mercer	-	-	1	1	-	3
Metcalfe	-	-	4	1	-	-
Monroe	-	-	9	-	-	-
Montgomery	-	1	-	3	1	-
Morgan	2	6	-	-	-	-
Muhlenberg	-	-	1	-	-	-
Nelson	-	-	-	5	-	24
Nicholas	-	-	-	3	-	-
Ohio	-	-	2	-	-	-
Oldham	-	-	-	-	-	-
Owen	-	-	-	2	-	-
Owsley	-	15	-	-	-	-
Pendleton	-	-	-	-	-	-
Perry	18	19	-	2	-	-
Pike	27	-	-	2	1	-
Powell	-	3	-	-	2	-
Pulaski	1	-	-	3	-	-
Robertson	-	-	-	-	-	-
Rockcastle	-	-	-	4	-	-
Rowan	-	-	-	1	-	-
Russell	-	1	24	2	-	-
Scott	-	-	-	8	1	-
Shelby	-	-	-	-	-	-
Simpson	-	-	-	1	-	-
Spencer	-	-	-	-	-	1
Taylor	-	-	15	1	-	-
Todd	-	-	-	-	-	-

<u>Lees</u>	<u>Lindsey Wilson</u>	<u>Midway</u>	<u>Southeastern Christian</u>	<u>St. Catharine</u>	<u>Sue Bennett</u>	<u>Total</u>
-	-	-	-	-	-	-
-	-	1	-	-	1	3
16	-	-	-	-	-	27
-	2	-	-	29	-	31
-	1	-	-	-	-	1
-	-	3	-	-	-	6
-	-	-	-	-	-	-
-	1	-	1	-	-	1
-	-	-	-	-	-	1
-	-	-	-	-	-	-
-	-	3	-	-	-	3
-	1	1	-	3	-	5
-	4	1	-	-	-	5
-	9	-	-	-	-	9
1	-	3	-	-	-	5
6	-	-	-	-	-	8
-	1	-	-	-	-	1
-	-	5	-	24	-	29
-	-	3	-	-	-	4
-	2	-	-	-	1	2
-	-	-	-	-	-	-
-	-	2	-	-	-	2
15	-	-	-	-	-	15
-	-	-	-	-	-	-
19	-	2	-	-	1	40
-	-	2	1	-	-	30
3	-	-	2	-	-	5
-	-	3	-	-	1	5
-	-	-	-	-	-	-
-	-	4	-	-	11	15
-	-	1	-	-	-	1
1	24	2	-	-	-	27
-	-	8	1	-	-	9
-	-	-	-	-	-	-
-	-	1	-	-	-	1
-	-	-	-	1	-	1
-	15	1	-	-	-	16
-	-	-	-	-	-	-

<u>County</u>	<u>Alice Lloyd</u>	<u>Lees</u>	<u>Lindsey Wilson</u>	<u>Midway</u>	<u>Southeastern Christian</u>	<u>St. Catharin</u>
Trigg	-	-	-	2	-	-
Trimble	-	-	-	-	-	-
Jnion	-	-	-	3	-	-
Warren	-	-	-	-	-	-
Washington	-	-	-	2	1	65
Wayne	-	-	1	2	-	-
Webster	-	-	-	1	-	-
Whitley	-	-	-	2	-	-
Wolfe	2	24	-	2	-	-
Woodford	-	-	-	13	-	-
TOTAL	247	299	276	207	91	129

<u>Nice</u> <u>loyd</u>	<u>Lees</u>	<u>Lindsey</u> <u>Wilson</u>	<u>Midway</u>	<u>Southeastern</u> <u>Christian</u>	<u>St.</u> <u>Catharine</u>	<u>Sue</u> <u>Bennett</u>	<u>Total</u>
-	-	-	2	-	-	-	2
-	-	-	-	-	-	1	1
-	-	-	3	-	-	-	3
-	-	-	-	-	-	-	-
-	-	-	2	1	65	-	68
-	-	1	3	-	-	-	4
-	-	-	1	-	-	-	1
-	-	-	2	-	-	5	7
2	24	-	2	-	-	-	28
-	-	-	<u>13</u>	-	-	-	<u>13</u>
7	299	276	207	91	129	178	1,427

TABLE 11

FALL SEMESTER 1972
 KENTUCKY INDEPENDENT JUNIOR COLLEGE
 STUDENT ENROLLMENT BY STATE OF RESIDENCE

<u>State</u>	<u>Alice Lloyd</u>	<u>Lees</u>	<u>Lindsey Wilson</u>	<u>Midway</u>	<u>Southeastern Christian</u>	<u>St. Catharine</u>
Alabama	-	-	-	-	-	-
Alaska	-	-	-	-	-	-
Arizona	-	-	-	-	-	-
Arkansas	-	-	-	-	-	-
California	-	1	-	-	1	-
Colorado	-	-	-	-	-	-
Connecticut	-	-	-	-	-	-
Delaware	-	-	-	-	-	-
Dist. of Col.	-	-	-	-	-	-
Florida	1	5	1	-	-	-
Georgia	-	-	-	-	-	-
Hawaii	-	-	-	-	-	-
Idaho	-	-	-	-	-	-
Illinois	-	-	1	1	-	-
Indiana	4	3	3	-	5	-
Iowa	-	-	-	-	-	-
Kansas	-	-	-	-	-	-
Kentucky	247	299	276	207	91	129
Louisiana	-	-	-	-	-	-
Maine	-	-	-	-	-	-
Maryland	-	-	-	-	-	-
Massachusetts	-	-	-	-	-	-
Michigan	-	2	-	-	-	-
Minnesota	-	-	-	-	-	-
Mississippi	-	-	-	-	-	1
Missouri	-	-	-	-	1	-
Montana	-	-	-	-	-	-
Nebraska	-	-	-	-	-	-
Nevada	-	-	-	-	-	-
New Hampshire	-	-	-	-	-	-
New Jersey	-	2	-	-	-	1

TABLE 11

FALL SEMESTER 1972
 KENTUCKY INDEPENDENT JUNIOR COLLEGE
 STUDENT ENROLLMENT BY STATE OF RESIDENCE

<u>Lees</u>	<u>Lindsey Wilson</u>	<u>Midway</u>	<u>Southeastern Christian</u>	<u>St. Catharine</u>	<u>Sue Bennett</u>	<u>Total</u>
-	-	-	-	-	-	-
-	-	-	-	-	-	-
-	-	-	-	-	-	-
1	-	-	1	-	-	2
-	-	-	-	-	-	-
-	-	-	-	-	-	-
5	1	-	-	-	1	8
-	-	-	-	-	-	-
-	-	-	-	-	-	-
-	1	1	-	-	-	2
3	3	-	5	-	1	16
-	-	-	-	-	-	-
-	-	-	-	-	-	-
299	276	207	91	129	178	1,427
-	-	-	-	-	-	-
-	-	-	-	-	-	-
-	-	-	-	-	-	-
2	-	-	-	-	-	2
-	-	-	-	1	-	1
-	-	-	1	-	-	1
-	-	-	-	-	-	-
-	-	-	-	-	-	-
-	-	-	-	-	-	-
2	-	-	-	1	-	3

<u>State</u>	<u>Alice Lloyd</u>	<u>Lees</u>	<u>Lindsey Wilson</u>	<u>Midway</u>	<u>Southeastern Christian</u>	<u>St. Catharine</u>
New Mexico	-	-	-	-	-	-
New York	1	-	-	-	-	-
North Carolina	-	-	-	-	-	-
North Dakota	-	-	-	-	-	-
Ohio	12	28	19	7	1	-
Oklahoma	-	-	-	-	-	-
Oregon	-	1	-	-	-	-
Pennsylvania	1	1	-	2	-	-
Rhode Island	-	-	-	-	-	-
South Carolina	-	-	-	-	-	-
South Dakota	-	-	-	-	-	-
Tennessee	2	-	4	1	-	-
Texas	-	-	-	-	3	-
Utah	-	-	-	-	-	-
Vermont	-	-	-	-	-	-
Virginia	4	9	-	-	-	-
Washington	-	-	-	-	-	-
West Virginia	4	-	-	2	-	-
Wisconsin	-	-	-	-	-	-
Wyoming	-	-	-	-	-	-
<u>Territories</u>						
American Samoa	-	-	1	-	-	-
Canal Zone	-	-	-	-	-	-
Guam	-	-	-	-	-	-
Puerto Rico	-	-	-	-	-	-
Virgin Islands	1	-	-	-	-	-
Foreign Countries	<u>3</u>	<u>1</u>	<u>1</u>	<u>32</u>	<u>28</u>	<u>-</u>
TOTAL	280	352	306	252	130	131

<u>Alice Lloyd</u>	<u>Lees</u>	<u>Lindsey Wilson</u>	<u>Midway</u>	<u>Southeastern Christian</u>	<u>St. Catharine</u>	<u>Sue Bennett</u>	<u>Total</u>
-	-	-	-	-	-	-	-
1	-	-	-	-	-	-	1
-	-	-	-	-	-	-	-
-	-	-	-	-	-	-	-
12	28	19	7	1	-	7	74
-	-	-	-	-	-	-	-
-	1	-	-	-	-	-	1
1	1	-	2	-	-	-	4
-	-	-	-	-	-	-	-
-	-	-	-	-	-	-	-
2	-	4	1	-	-	1	8
-	-	-	-	3	-	-	3
-	-	-	-	-	-	-	-
4	9	-	-	-	-	-	13
-	-	-	-	-	-	-	-
4	-	-	2	-	-	-	6
-	-	-	-	-	-	-	-
-	-	-	-	-	-	-	-
-	-	1	-	-	-	-	1
-	-	-	-	-	-	-	-
-	-	-	-	-	-	-	-
1	-	-	-	-	-	-	1
<u>3</u>	<u>1</u>	<u>1</u>	<u>32</u>	<u>28</u>	<u>-</u>	<u>2</u>	<u>67</u>
280	352	306	252	130	131	190	1,641

TABLE 12

FALL SEMESTER 1972
 SUMMARY OF FIRST-TIME FRESHMAN ENROLLMENT BY
 COUNTY OF RESIDENCE AT ACCREDITED KENTUCKY COLLEGES AND UNIVERSITIES

<u>County</u>	<u>State-Supported Senior Institutions</u>	<u>University of Kentucky Community College System</u>	<u>Total</u>	<u>Independent Senior Institutions</u>	<u>Independent Institutions</u>
Adair	12	2	14	1	35
Allen	59	1	60	7	-
Anderson	41	-	41	4	-
Ballard	34	16	50	1	1
Barren	101	-	101	5	3
Bath	21	-	21	4	7
Bell	62	8	70	36	16
Boone	151	-	151	31	1
Bourbon	72	3	75	9	5
Boyd	82	338	420	11	1
Boyle	88	2	90	12	6
Bracken	19	11	30	-	1
Breathitt	17	1	18	2	64
Breckinridge	30	7	37	5	-
Bullitt	38	31	69	9	-
Bulter	27	1	28	-	-
Caldwell	42	25	67	2	1
Calloway	182	-	182	2	-
Campbell	487	-	487	56	3
Carlisle	17	9	26	-	-
Carroll	28	1	29	9	-
Carter	51	15	66	4	-
Casey	13	10	23	12	18
Christian	222	385	607	6	0
Clark	89	-	89	7	33
Clay	24	-	24	14	11
Clinton	20	7	27	3	2
Crittenden	19	-	19	2	1
Cumberland	16	1	17	-	8
Daviess	304	60	364	241	1
Edmonson	26	-	26	-	-

TABLE 12

FALL SEMESTER 1972

SUMMARY OF FIRST-TIME FRESHMAN ENROLLMENT BY
RESIDENCE AT ACCREDITED KENTUCKY COLLEGES AND UNIVERSITIES

University of Kentucky Community College System	Total	Independent Senior Institutions	Independent Junior Institutions	Total	Grand Total
2	14	1	35	36	50
1	60	7	-	7	67
-	41	4	-	4	45
16	50	1	1	2	52
-	101	5	3	8	109
-	21	4	7	11	32
8	70	36	16	52	122
-	151	31	1	32	183
3	75	9	5	14	89
338	420	11	1	12	432
2	90	12	6	18	108
11	30	-	1	1	31
1	18	2	64	66	84
7	37	5	-	5	42
31	69	9	-	9	78
1	28	-	-	-	28
25	67	2	1	3	70
-	182	2	-	2	184
-	487	56	3	59	546
9	26	-	-	-	26
1	29	9	-	9	38
15	66	4	-	4	70
10	23	12	18	30	53
385	607	6	0	6	613
-	89	7	33	40	129
-	24	14	11	25	49
7	27	3	2	5	32
-	19	2	1	3	22
1	17	-	8	8	25
60	364	241	1	242	606
-	26	-	-	-	26

<u>County</u>	<u>State-Supported Senior Institutions</u>	<u>University of Kentucky Community College System</u>	<u>Total</u>	<u>Independent Senior Institutions</u>
Elliott	11	-	11	-
Estill	30	-	30	4
Fayette	981	2	983	73
Fleming	20	15	35	2
Floyd	67	121	188	17
Franklin	316	-	316	16
Fulton	43	1	44	-
Gallatin	8	-	8	2
Garrard	26	6	32	3
Grant	43	-	43	5
Graves	113	17	130	2
Grayson	40	7	47	9
Green	23	5	28	6
Greenup	53	105	158	7
Hancock	9	3	12	3
Hardin	234	187	421	11
Harlan	53	103	156	32
Harrison	52	-	52	6
Hart	42	7	49	1
Henderson	68	185	253	2
Henry	39	1	40	9
Hickman	12	2	14	1
Hopkins	74	111	185	7
Jackson	12	-	12	9
Jefferson	2,733	1,409	4,142	429
Jessamine	46	1	47	7
Johnson	34	59	93	3
Kenton	670	-	670	152
Knott	50	12	62	1
Knox	19	3	22	48
Larue	17	25	42	5
Laurel	35	5	40	15
Lawrence	18	11	29	4
Lee	12	1	13	4
Leslie	18	5	23	16
Letcher	54	18	72	25
Lewis	28	13	41	1
Lincoln	37	13	50	1