

DOCUMENT RESUME

ED 066 635

AC 012 781

TITLE Statistical Study of Project Newgate Students,
Ashland, Kentucky.

INSTITUTION Morehead State Univ., Ky.

PUB DATE Jan 71

NOTE 14p.

EDRS PRICE MF-\$0.65 HC-\$3.29

DESCRIPTORS *Academic Education; Class Size; College Preparation;
College Students; Community Colleges; *Correctional
Education; *Curriculum Design; Delinquent
Rehabilitation; Employment Experience; Enrollment
Trends; Males; Participant Characteristics; Research
Reviews (Publications); Statistical Analysis; Tables
(Data); *Vocational Education; *Youth Programs

IDENTIFIERS Federal Youth Center; Kentucky; *Project Newgate

ABSTRACT

An attempt was made to determine the number of Project Newgate students enrolled in each of the courses taught at the Federal Youth Center (FYC), Ashland, Kentucky, the program of studies the various students were enrolled in, the number of students on parole, and their status at the time of the study. Data on each class and student, past and present, were compiled. The results indicated that a total of 27 students were enrolled in two American history classes, 23 in two sociology classes, 15 in a geography class, 25 in two English composition classes, 22 in a general mathematics class, and 10 in an introduction to biological science class. Current program enrollments totaled 10 students in college prep, 27 in college, and 3 in study release. A total of 67 students were on parole. Results further indicated that 30 students have participated in the FYC-Ashland Community College study release program, 30 are attending colleges or universities throughout the eastern part of the country, 9 are in vocational training programs, and 4 former students have completed vocational training programs and are currently employed in related trades. Thirteen of 67 placements have failed to continue their school program, 21 have found satisfactory employment, and only 3 have failed to make satisfactory adjustments to society. (JS)

U.S. DEPARTMENT OF HEALTH,
EDUCATION & WELFARE
OFFICE OF EDUCATION
THIS DOCUMENT HAS BEEN REPRO-
DUCED EXACTLY AS RECEIVED FROM
THE PERSON OR ORGANIZATION ORIG-
INATING IT. POINTS OF VIEW OR OPIN-
IONS STATED DO NOT NECESSARILY
REPRESENT OFFICIAL OFFICE OF EDU-
CATION POSITION OR POLICY.

STATISTICAL STUDY OF
PROJECT NEWGATE STUDENTS
ASHLAND, KENTUCKY

January, 1971

Project Newgate
Morehead State University
Morehead, Kentucky

ED 066635

AC 012 781

Introduction to the Study

This study involves the group of students enrolled in Project Newgate at the Federal Youth Center in Ashland, Kentucky, during January of 1971, and Newgate graduates presently on parole.

Problem

This study was done in an attempt to determine the number of students enrolled in each of the courses taught at the Federal Youth Center. The study was further undertaken to determine the program of studies the various students are enrolled in, the number of students on parole and their status at the time of this study.

Objectives

To determine class distribution according to size.

To determine the program of studies the various students are pursuing.

To determine the number and status of students on parole.

Procedure

Information concerning each class and student, past and present was compiled. These data were sorted and categorized on three (3) tables and three (3) charts.

CLASSES BEING TAUGHT IN PROJECT NEWGATE JANUARY, 1971

History 242 - U.S. of America Since 1865 - 3 hrs.

History 241 - U.S. of America 1492-1865 - 3 hrs.

Sociology 101 - General Sociology - 3 hrs.

Sociology 203 - Contemporary Social Problems - 3 hrs.

Geography 101 - Fundamentals of Geography - 3 hrs.

English 101 - Composition I - 3 hrs.

English 102 - Composition II - 3 hrs.

Math 131 - General Mathematics - 3 hrs.

Science 105 - Intro. to Biological Science - 3 hrs.

TABLE I
Student Enrollment in Courses at FYC

Courses	Number of Students	Percentage of Total Students
Hist. 242	14	51.8%
Hist. 241	13	48.1%
Soc. 101	13	48.1%
Soc. 203	10	37.3%
Geog. 101	15	55.5%
Eng. 101	15	55.5%
Eng. 102	10	37.3%
Math 131	22	81.4%
Sci. 105	10	37.3%

CHART I

Distribution of Student Enrollment in Newgate Classes at FYC

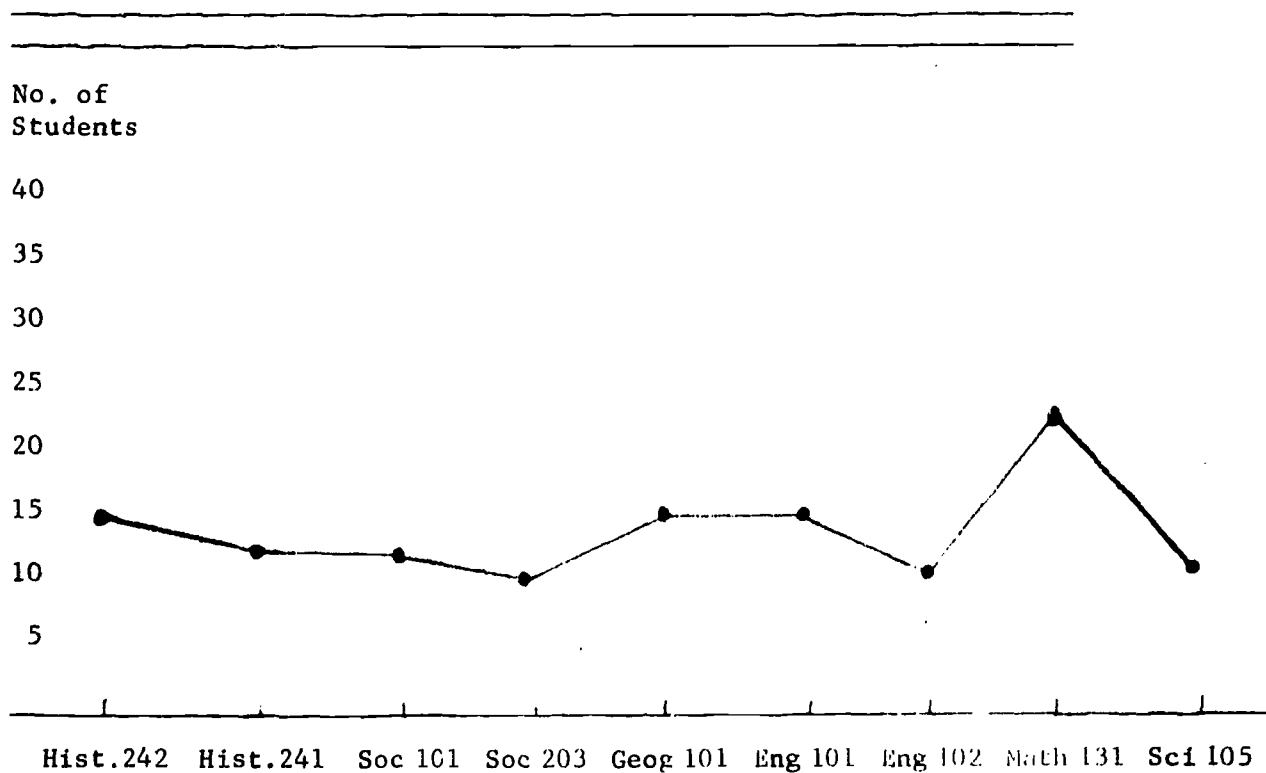


TABLE II
CURRENT PROGRAM ENROLLMENTS AT FYC

PROGRAM	NUMBER OF STUDENTS	PERCENTAGE OF TOTAL GROUP
College Prep	10	25%
College	27	67.5%
Study Release	3	7.5%
Total	40	100%

CHART II
DISTRIBUTION OF PROGRAM ENROLLMENTS

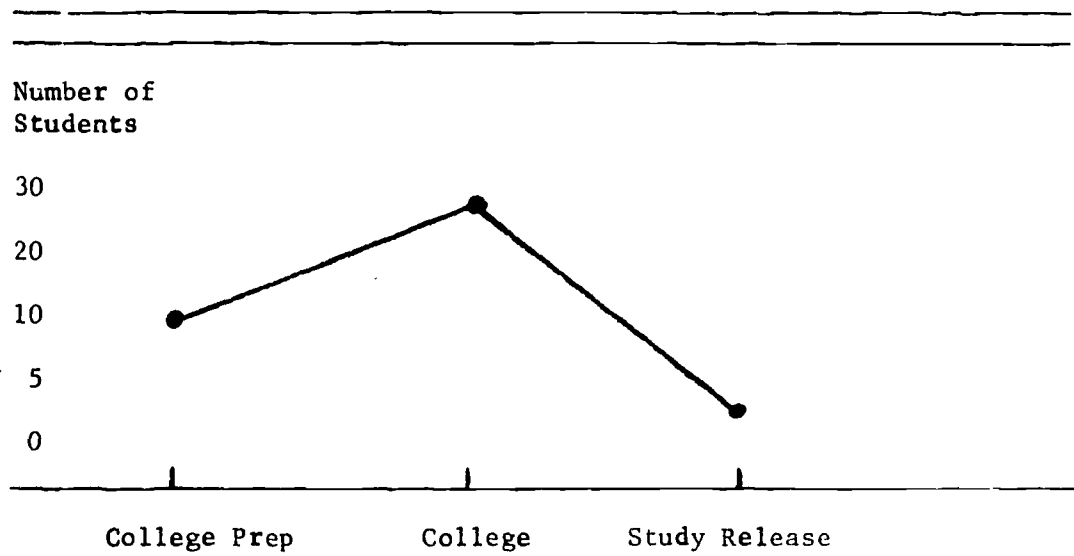
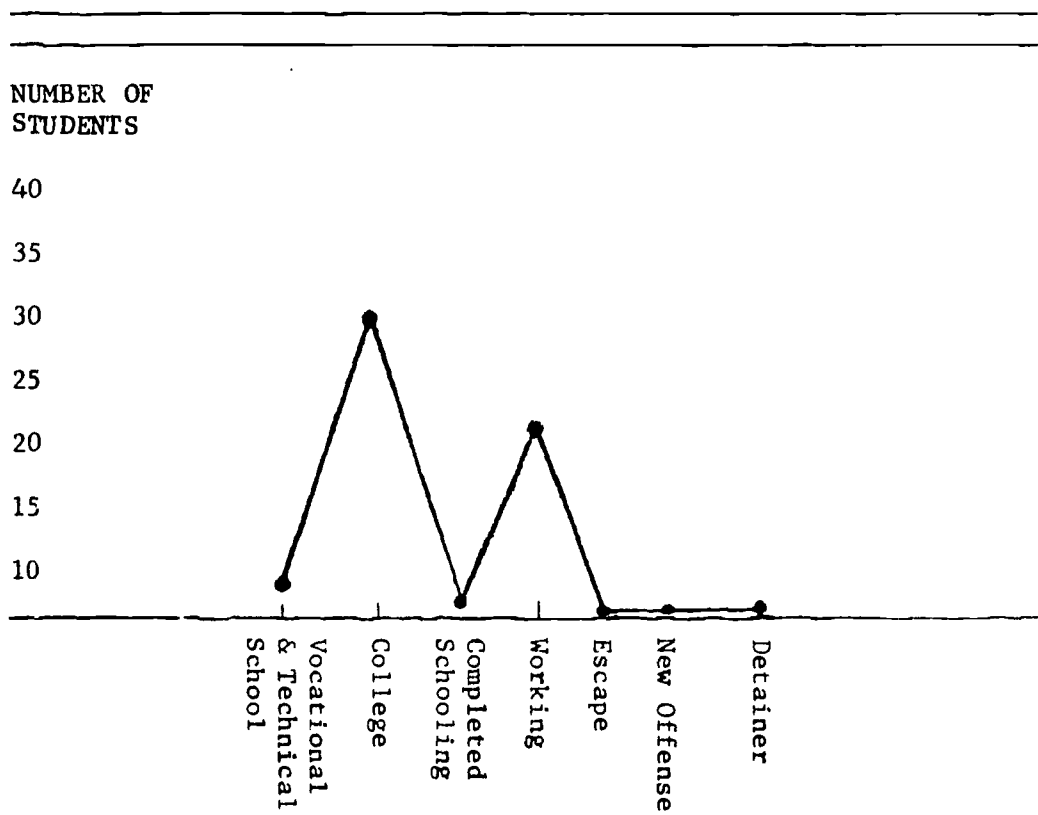


TABLE III
STATUS OF NEWGATE STUDENTS ON PAROLE

STATUS	NUMBER	PERCENTAGE
Vocational & Technical School	9	13.5%
College	30	44.8%
Completed Schooling	4	5.9%
Working	21	31.3%
Escape	1	1.5%
New Offense	1	1.5%
Detainer	1	1.5%
Total	67	100%

CHART III

DISTRIBUTION OF STATUS OF NEWGATE STUDENTS ON PAROLE



Accomplishments of the Newgate Program

A number of Newgate students have been successfully placed outside of the Federal Youth Center; a description of these placements includes:

1. A total of 30 Newgate students have participated in the Federal Youth Center - Ashland Community College study release program.
2. A total of 30 Newgate students are attending colleges or universities throughout the eastern half of the United States. The schools represented include:

Ashland Community College
Ashland, Kentucky 2 Students

Edison Junior College
Fort Myers, Florida

Jefferson Prep School
Philadelphia, Pennsylvania

Kennedy-King College
Chicago, Illinois

Lane Community College
Eugene, Oregon

Long Island University
New York, New York

Marshall University
Hunington, West Virginia

Miami University - Hamilton
Hamilton, Ohio

Mira Costa College
Oceanside, California

Morehead State University
Morehead, Kentucky 10 Students

Nettleton Business College
Sioux City, Iowa

Northern Virginia Community College
Monassa Pk., Virginia

Northwestern University
Evanston, Illinois

Ohio University
Athens, Ohio

Prince George's Community College
Hillcrest, Maryland

Santa Fe Junior College
Gainesville, Florida

University of Dayton
Dayton, Ohio

University of Maryland
College Park, Maryland

West Virginia Institute of Technology
Montgomery, West Virginia

Wright State University
Dayton, Ohio

3. Nine former Newgate students are currently involved in vocational training programs. These programs include:

Detroit College of Applied Science
Detroit, Michigan

EPCI Electronic Institute
Charlotte, North Carolina

EPCI Electronic Institute
Dayton, Ohio

I.B.M. School
Detroit, Michigan

Manpower Training Center
Tampa, Florida

Norwood Institute
Midland, Michigan

Ohio College of Applied Science
Cincinnati, Ohio

Vocational School
Plant City, Florida

Vocational Trade School
Chicago, Illinois

4. Four former Newgate students have completed vocational training programs at the following institutions and are currently employed in related trades:

Jefferson Co. Area Vocational
Rehabilitation
Louisville, Kentucky

Michigan Career Institute
Detroit, Michigan

Barber College
Knoxville, Tennessee

Falls Business College
Knoxville, Tennessee

Statistic Sheet

Thus far thirteen (13) of sixty-seven (67) placements have either dropped out, or in some other way, have failed to continue their school program. The breakdown of these placements reads as follows:

I. Academic Institutions:	<u>TOTAL</u>	<u>PERCENTAGE</u>
A. Failed to follow through on release plan	<u>2</u>	
B. Changed from one school to another	<u>2</u>	
C. Dropped out of school completely	<u>5</u>	
	9	69%
II. Vocational and Technical Schools:	4	31%
A. Failed to follow through on release plan	<u>3</u>	
B. Dropped out of school completely	<u>1</u>	
	4	
TOTAL	13	100%

The schools which were affected by these moves are:

Atlantic City Jr. College
Atlantic City, New Jersey

Kent State University
Kent, Ohio

Santa Fe Junior College
Gainsville, Florida

Morehead State University
Morehead, Kentucky

Loraine County College
Elyria, Ohio

Indiana University
Indianapolis, Indiana

Berkley Music School
Boston, Massachusetts

Miami University - Hamilton
Middletown, Ohio

Barber College
Indianapolis, Indiana

Auto Mechanics Vocational Rehabilitation
Charleston, West Virginia

In addition to these placements, a total of 21 Newgate students have found satisfactory employment. Only three out of the 67 releasees have failed to make satisfactory adjustments to the society outside of the Youth Center's fences.

ERIC Clearinghouse

AUG 28 1972

on Adult Education