

DOCUMENT RESUME

ED 047 650

HE 002 028

AUTHOR Hooper, Mary Evans; Chandler, Marjorie O.
TITLE Earned Degrees Conferred: 1968-69; Part
B-Institutional Data.
INSTITUTION National Center for Educational Statistics
(DHEW/OE), Washington, D.C.
REPORT NO OE-54013-69-Prt-B
PUB DATE 71
NOTE 533p.
AVAILABLE FROM Superintendent of Documents, U.S. Government
Printing Office, Washington, D.C. 20402 (HE
5.254:54013-69 Part B, \$4.75)

EDRS PRICE MF-\$0.65 HC Not Available from EDRS.
DESCRIPTORS *Bachelors Degrees, *Degrees (Titles), *Doctoral
Degrees, *Higher Education, *Masters Degrees

ABSTRACT

This document provides a detailed listing of bachelor's and higher degrees conferred in each academic field by each institution during the period from July 1, 1968 through June 30, 1969. Table 1 presents a brief historical comparison of degrees granted from 1965-66 through 1968-69. Table 2 is a summary of the degrees conferred in 1968-69 by level of degree, sex of student, and control and level of institution. In this table data are presented separately for universities and other 4-year institutions. Table 3 summarizes degrees conferred by each institution in the survey, by sex of student and level of degree; totals by state are also shown in this table. Table 4, which forms the bulk of the report, gives the number of degrees conferred at the bachelor's, master's and doctor's level in each field by each institution. The institutions are listed alphabetically by state. Table 5 presents a similar listing for first-professional degrees. (AF)

HE


ED0 47650

HIGHER EDUCATION

**EARNED DEGREES
CONFERRED: 1968-69**

Part B - Institutional Data

U.S. DEPARTMENT OF HEALTH, EDUCATION
& WELFARE
OFFICE OF EDUCATION
THIS DOCUMENT HAS BEEN REPRODUCED
EXACTLY AS RECEIVED FROM THE PERSON OR
ORGANIZATION ORIGINATING IT. POINTS OF
VIEW OR OPINIONS STATED DO NOT NECES-
SARILY REPRESENT OFFICIAL OFFICE OF EDU-
CATION POSITION OR POLICY.



EARNED DEGREES CONFERRED: 1968-69

PART B - INSTITUTIONAL DATA

by

Mary Evans Hooper and Marjorie O. Chandler
Higher Education Surveys Branch

U.S. DEPARTMENT OF HEALTH, EDUCATION, AND WELFARE

Elliot L. Richardson, Secretary

Office of Education

S. P. Marland, Jr., Commissioner of Education

National Center for Educational Statistics

Dorothy M. Gilford, Assistant Commissioner for Educational Statistics

Superintendent of Documents Catalog No. HE 5.254:54013-69 Part B

U.S. GOVERNMENT PRINTING OFFICE
WASHINGTON: 1971

For sale by the Superintendent of Documents, U.S. Government Printing Office
Washington, D.C. 20402 - Price \$4.75

FOREWORD

This publication is the 22nd in the U. S. Office of Education's annual series of surveys of earned degrees conferred in U. S. institutions of higher education. The questionnaire on which this report is based was part of the fourth annual Higher Education General Information Survey (HEGIS).

Readers concerned with historical enrollment trends should also refer to the Office of Education's series on opening fall enrollment and on enrollment for advanced degrees. Together, the three survey series provide a fairly comprehensive picture of the flow of students through higher education.

The Office of Education is grateful for the cooperation of the institutions of higher education that supplied data for this report.

Theodore H. Drews, Chief
Higher Education Surveys Branch

CONTENTS

	Page
Foreword	iii
Introduction	1

TABLES

1. Bachelor's and higher degrees conferred, by level of degree and sex of student: Aggregate United States, 1965-66 through 1968-69	4
2. Bachelor's and higher degrees conferred in institutions of higher education, by level of degree; sex of student, and control and level of institution: Aggregate United States, 1968-69	5
3. Bachelor's and higher degrees conferred in institutions of higher education, by level of degree, sex of student, State or other area, and institution: Aggregate United States, 1968-69	6
4. Bachelor's, master's, and doctor's degrees conferred in institutions of higher education, by sex of student, field of study, State or other area, and institution: Aggregate United States, 1968-69	33
Agriculture, total	33
Agriculture, general	34
Agriculture business	35
Agronomy, field crops	35
Animal science	36
Dairy science	36
Farm management	37
Fish, game, or wildlife management	37
Food science	37
Horticulture	38
International agriculture	38
Ornamental horticulture	38
Poultry science	39
Soil science	39
Agriculture, all other fields	39
Architecture	40
City planning	41
Biological sciences, total	41
Premedical, pre dental, and preveterinary sciences	52
Biology, general	54
Botany, general	64
Zoology, general	65
Anatomy, histology	67
Bacteriology, virology, mycology, parasitology, and microbiology	68
Biochemistry	69
Biophysics	70

CONTENTS

Page

4. Bachelor's, master's, and doctor's degrees conferred in institutions of higher education, by sex of student, field of study, State or other area, and institution: Aggregate United States, 1968-69 (Continued) . .

Cytology	71
Ecology	71
Embryology	71
Entomology	71
Genetics	71
Molecular biology	72
Nutrition	72
Optometry (preprofessional bachelor's degree)	72
Pathology	72
Pharmacology	73
Physiology	73
Plant pathology	74
Plant physiology	74
Biological sciences, all other fields	75
Business and commerce, total	75
Business and commerce, general	78
Accounting	91
Finance, banking	96
Hotel or restaurant administration	98
Marketing	98
Real estate, insurance	101
Secretarial studies	101
Transportation	103
Business and commerce, all other fields	104
Computer science and systems analysis, total	106
Data processing	107
Computer science	107
Systems analysis	107
Computer science and systems analysis, all other fields	108
Education, total	108
Specialized teaching fields	
Physical education	118
Health education	124
Recreation	125
Education of the mentally retarded	126
Education of the gifted	127
Education of the deaf	127
Speech and hearing impaired	127
Education of the visually handicapped	130
Education of the emotionally disturbed	130
Special learning disability	130
Education of the crippled	130
Education of the multiple handicapped	130

CONTENTS

	Page
4. Bachelor's, master's, and doctor's degrees conferred in institutions of higher education, by sex of student, field of study, State or other area, and institution: Aggregate United States, 1968-69 (Continued) . .	
Administration of special education	130
Education of other exceptional children	131
Agricultural education	131
Art education	132
Business education, commercial education	136
Distributive education, retail selling	140
Home economics education	141
Industrial arts education, nonvocational	143
Music education	145
Trade or industrial education, vocational	152
Specialized teaching fields, all other	152
General teaching fields	
Nursery, kindergarten education	154
Early childhood education	154
Elementary education	155
Secondary education	163
Combined elementary and secondary education	165
Adult education	166
General teaching fields, all other	166
Nonteaching fields	
Education specialist	166
Educational administration, supervision, finance	167
Counseling and guidance	169
Rehabilitation counselor training	172
History, philosophy, or theory of education; comparative education	173
Curriculum, instruction	173
Education, general	174
Educational psychology	176
Physical education, nonteaching	176
Preprofessional bachelor's degree in education	178
Education, all other fields	178
Engineering, total	179
Aerospace, aeronautical, astronautical engineering	182
Agricultural engineering	182
Architectural engineering	183
Biomedical engineering	183
Ceramic engineering	183
Chemical engineering, petroleum refining engineering	183
Civil, construction, transportation engineering	185
Electrical engineering, electronics	186
Engineering sciences, mechanics, physics; science engineering	189

CONTENTS

	Page
4. Bachelor's, master's, and doctor's degrees conferred in institutions of higher education, by sex of student, field of study, State or other area, and institution: Aggregate United States, 1968-69 (Continued) . .	
Environmental health, sanitary engineering	190
General engineering	190
Geological, geophysical engineering; mining geology	190
Industrial or management engineering	191
Mechanical engineering	192
Metallurgical, materials engineering; materials science	194
Mining, mineral engineering; mineral dressing	194
Naval architecture and marine engineering	195
Nuclear engineering	195
Petroleum engineering	195
Engineering, all other fields	195
English and journalism, total	196
English and literature	208
Journalism	219
Fine and applied arts, total	221
Art, general	231
Music, sacred music	237
Speech and dramatic arts	243
Fine and applied arts, all other fields	250
Folklore	253
Foreign languages and literature, total	253
Linguistics	263
Latin, classical Greek	263
Modern languages (more than two)	266
French	267
Italian	275
Portuguese	276
Spanish	276
Philology and literature of Romance languages	283
German	284
Other Germanic languages	289
Philology and literature of Germanic languages	289
Arabic	289
Chinese	289
Hebrew	289
Hindi, Urdu	290
Japanese	290
Russian	290
Other Slavic languages	291
Foreign languages and literature, all other fields	292

CONTENTS

	Page
4. Bachelor's, masters, and doctor's degrees conferred in institutions of higher education, by sex of student, field of study, State or other area, and institution: Aggregate United States, 1968-69 (Continued) . .	
Forestry	292
Geography	293
Health professions, total	295
Chiropody or podiatry	300
Dental hygiene	300
Hospital administration	301
Medical technology	301
Nursing, public health nursing	304
Occupational therapy	307
Optometry	307
Osteopathy	307
Pharmacy	307
Physical therapy, physiotherapy	308
Public health	308
Radiologic technology	309
Clinical dental sciences	309
Clinical medical sciences	309
Clinical veterinary medical sciences	309
Health professions, all other fields	310
Home economics, total	310
Home economics, general	314
Child development, family relations	317
Clothing, textiles	317
Foods and nutrition	318
Institution management or administration	319
Home economics, all other fields	319
Law	320
Library science	321
Mathematical sciences, total	322
Mathematics	333
Statistics	344
Military science, total	345
Merchant marine	345
Military, Naval, or Air Force science	345
Philosophy, total	345
Philosophy	352
Scholastic philosophy	357
Physical sciences, total	358
Physical sciences, general	368
Astronomy	370
Chemistry	371
Metallurgy	380

CONTENTS

	Page
4. Bachelor's, master's, and doctor's degrees conferred in institutions of higher education, by sex of student, field of study, State or other area, and institution: Aggregate United States, 1968-69 (Continued) . .	
Meteorology	380
Pharmaceutical chemistry	380
Physics	381
Earth sciences, general	387
Geology	388
Geophysics	391
Oceanography	391
Earth sciences, all other fields	391
Physical sciences, all other fields	392
Psychology, total	392
General psychology	392
Clinical psychology	409
Counseling and guidance	410
Social psychology	410
Rehabilitation counselor training	410
Educational psychology	411
Psychology, all other fields	411
Records Management	411
Religion, total	412
Religious education, Bible	418
Theology	420
Religion, liberal arts curriculum	422
Religion, all other fields	425
Social sciences, total	425
Basic social sciences	
Social sciences, general	437
American studies, civilization, culture	443
Anthropology	444
Area studies, regional studies	446
Economics	447
History	454
International relations	465
Political science, government	466
Sociology	473
Basic social sciences, all other fields	482
Applied social sciences	
Agricultural economics	483
Foreign service programs	483
Industrial relations	483
Public administration	484
Social work, social administration	485
Social sciences, all other fields	486

CONTENTS

	Page
4. Bachelor's, master's, and doctor's degrees conferred in institutions of higher education, by sex of student, field of study, State or other area, and institution: Aggregate United States, 1968-69 (Continued) . . .	
Trade or industrial training	487
Broad general and miscellaneous fields, total	488
Arts, general program	492
Sciences, general program	493
Arts and sciences, general program	496
Teaching of English as a foreign language	497
Interarea fields of study	497
All other fields of study	497
5. First-professional degrees conferred in institutions of higher education, by sex of student, field of study, State or other area, and institution: Aggregate United States, 1968-69	
Chiropody or podiatry	499
Dentistry	499
Medicine	499
Optometry	499
Osteopathy	499
Veterinary medicine	500
Law	500
Theology	501
Other	502
Appendix: Reproduction of Survey Report Form	503

INTRODUCTION

This publication, based on the Office of Education's 22nd annual survey of earned degrees, provides a detailed listing of bachelor's and higher degrees conferred in each academic field by each institution during the 12-month period from July 1, 1968, through June 30, 1969.

A related report concerned with the same survey will be published later. That publication will present extensive summary information by level of degree, field of specialization, sex of the degree recipient, State, level of institution, and institutional control.

Data for 1968-69 are based on a total of 1,595 institutions. So far as the Office of Education staff could determine, these were the only institutions conferring bachelor's or higher degrees during this period. Each institution provided complete survey data, making it unnecessary for the Office of Education to estimate any of the breakdowns by sex of student, level of degree, or detailed field of study. The survey universe for Earned Degrees is a part of the total higher education universe described in Opening Fall Enrollment in Higher Education, 1968: Part A - Summary Data (OE-54003-68 Part A).

A copy of the portion of the 1968-69 report form pertaining to bachelor's and higher degrees, together with definitions and instructions to respondents, is reproduced in the appendix. The 1968-69 form was identical to that used in 1967-68 except for the addition of new fields in the areas of biological sciences, engineering, and education. (See section 6(i) of the "Instructions for Part B" of the survey.)

Table 1 presents a brief historical comparison of degrees granted from 1965-66 through 1968-69. Table 2 is a summary of the degrees conferred in 1968-69, by level of degree, sex of student, and control and level of institution. In this table data are presented separately for universities and for other 4-year institutions. Classified as universities are institutions that give considerable stress to graduate instruction, confer advanced degrees as well as bachelor's degrees in a variety of liberal arts fields, and have at least two professional schools that are not exclusively technological. Other institutions offering 4 or more years of college-level work, but not meeting the criteria for classification as universities, make up the "other 4-year and over" group. Table 3 summarizes degrees conferred by each institution in the survey, by sex of student and level of degree; totals by State are also shown in this table. Table 4, which forms the bulk of this publication, gives the number of degrees conferred at the bachelor's, master's, and doctor's level in each field by each institution. The institutions are listed alphabetically by State. Table 5 presents a similar listing for first-professional degrees.

TABLES

Table 1.--Bachelor's and higher degrees conferred, by level of degree and sex of student:
Aggregate United States, 1965-66 through 1968-69^{1/}

Level of degree	Number of degrees granted				Percent change		
	1968-69	1967-68	1966-67	1965-66	1967-68 to 1968-69	1966-67 to 1967-68	1965-66 to 1966-67
Bachelor's degrees requiring 4 or 5 years	734,002	636,863	562,369	524,117	+15	+13	+7
Men	412,864	359,747	324,236	301,051	+15	+11	+8
Women	321,138	277,116	238,133	223,066	+16	+16	+7
First-professional degrees requiring at least 6 years	35,681	34,728	32,493	31,496	+3	+7	+3
Men	34,069	33,083	31,064	30,071	+3	+6	+3
Women	1,612	1,645	1,429	1,425	-2	+15	0
Master's degrees	194,414	177,150	157,892	140,772	+10	+12	+12
Men	121,881	113,749	103,179	93,184	+7	+10	+11
Women	72,533	63,401	54,713	47,588	+14	+16	+15
Doctor's degrees	26,189	23,091	20,621	18,239	+13	+12	+13
Men	22,753	20,185	18,164	16,121	+13	+11	+13
Women	3,436	2,906	2,457	2,118	+18	+18	+16
All levels - bachelor's and higher	990,286	871,832	773,375	714,624	+14	+13	+8
Men	591,567	526,764	476,643	440,427	+12	+11	+8
Women	398,719	345,068	296,732	274,197	+16	+16	+8

^{1/} Data for the four survey years are based on the following numbers of institutions:

1965-66	1,549
1966-67	1,565
1967-68	1,567
1968-69	1,595

TABLE 2.--BACHELOR'S AND HIGHER DEGREES CONFERRED IN INSTITUTIONS OF HIGHER EDUCATION, BY LEVEL OF DEGREE, SEX OF STUDENT, AND CONTROL AND LEVEL OF INSTITUTION: AGGREGATE UNITED STATES, 1968-69

CONTROL AND LEVEL OF INSTITUTION	TOTAL, ALL DEGREES	BACHELOR'S DEGREES REQUIRING 4 OR 5 YEARS				FIRST-PROFESSIONAL DEGREES REQUIRING AT LEAST 6 YEARS				MASTER'S DEGREES				DOCTOR'S DEGREES (PH.D., ED.D., ETC.)			
		TOTAL		WOMEN		TOTAL		WOMEN		TOTAL		WOMEN		TOTAL		WOMEN	
		2	3	4	5	6	7	8	9	10	11	12	13	14			
1.																	
TOTAL, PUBLICLY AND PRIVATELY CONTROLLED..	990,286	734,002	412,864	321,138	35,681	34,065	1,612	194,414	121,881	72,533	26,189	22,753	3,436				
UNIVERSITIES.....	503,928	324,371	194,750	129,621	25,836	24,595	1,241	129,199	83,352	45,847	24,522	21,290	3,232				
OTHER 4-YEAR & OVER.	486,358	409,631	218,114	191,517	9,845	9,474	371	65,215	38,529	26,686	1,667	1,463	204				
PUBLICLY CONTROLLED.....	623,194	466,133	257,435	208,698	15,038	14,327	711	125,568	77,751	47,817	16,455	14,526	1,929				
UNIVERSITIES.....	358,446	245,773	144,233	101,540	14,256	13,585	671	82,471	52,745	29,726	15,946	14,104	1,842				
OTHER 4-YEAR & OVER.	264,748	220,360	113,202	107,158	782	742	40	43,097	25,006	18,091	509	422	87				
PRIVATELY CONTROLLED.....	367,092	267,869	155,429	112,440	20,643	19,742	901	68,846	44,130	24,716	9,734	8,227	1,507				
UNIVERSITIES.....	145,482	78,598	50,517	28,081	11,580	11,010	570	46,728	30,607	16,121	8,576	7,186	1,390				
OTHER 4-YEAR & OVER.	221,610	189,271	104,912	84,359	9,063	8,732	331	22,118	13,523	8,595	1,158	1,041	117				

TABLE 3.—BACHELOR'S AND HIGHER DEGREES CONFERRED IN INSTITUTIONS OF HIGHER EDUCATION, BY LEVEL OF DEGREE, SEX OF STUDENT, STATE OR OTHER AREA, AND INSTITUTION: AGGREGATE UNITED STATES, 1968-69

STATE OR OTHER AREA AND INSTITUTION	TOTAL, ALL DEGREES	BACHELOR'S DEGREES REQUIRING 4 OR 5 YEARS			FIRST-PROFESSIONAL DEGREES REQUIRING AT LEAST 6 YEARS			MASTER'S DEGREES			DOCTOR'S DEGREES (PH.D., ED.D., ETC.)		
		TOTAL	MEN	WOMEN	TOTAL	MEN	WOMEN	TOTAL	MEN	WOMEN	TOTAL	MEN	WOMEN
		1	2	3	4	5	6	7	8	9	10	11	12
ALABAMA	13,980	11,308	6,245	5,063	464	456	8	1,996	1,087	909	212	179	33
ALABAMA A & M COLLEGE	391	343	118	225	-	-	-	48	18	30	-	-	-
ALABAMA COLLEGE	438	414	155	259	-	-	-	24	12	12	-	-	-
ALABAMA STATE COLLEGE	437	361	122	239	-	-	-	76	31	45	-	-	-
ATHENS COLLEGE	239	213	142	71	-	-	-	26	20	6	-	-	-
AUBURN UNIV ALL CAMPUSES	3,175	2,597	1,774	823	89	88	1	418	271	147	71	65	6
BIRMINGHAM SOUTHERN COL	261	250	121	129	-	-	-	11	-	11	-	-	-
DANIEL PAYNE COLLEGE	74	74	12	62	-	-	-	-	-	-	-	-	-
FLORENCE STATE COLLEGE	539	488	238	250	-	-	-	51	25	26	-	-	-
HUNTINGDON COLLEGE	204	204	74	130	-	-	-	-	-	-	-	-	-
JACKSONVILLE STATE UNIV	683	653	344	309	-	-	-	30	4	26	-	-	-
JUOSON COLLEGE	85	85	-	85	-	-	-	-	-	-	-	-	-
LIVINGSTON UNIVERSITY	298	264	182	82	-	-	-	34	16	18	-	-	-
MILES COLLEGE	160	160	44	116	-	-	-	-	-	-	-	-	-
MOBILE COLLEGE	49	49	33	16	-	-	-	-	-	-	-	-	-
OAKWOOD COLLEGE	72	72	32	40	-	-	-	-	-	-	-	-	-
ST BERNARD COLLEGE	187	187	135	52	-	-	-	-	-	-	-	-	-
SANFORD UNIVERSITY	672	476	296	180	109	106	3	87	52	35	-	-	-
SELMA UNIVERSITY	6	6	6	-	-	-	-	-	-	-	-	-	-
SOUTHEASTERN BIBLE COL	26	26	17	9	-	-	-	-	-	-	-	-	-
SPRING HILL COLLEGE	220	220	144	76	-	-	-	-	-	-	-	-	-
STILLMAN COLLEGE	137	137	50	87	-	-	-	-	-	-	-	-	-
TALLADEGA COLLEGE	69	69	31	38	-	-	-	-	-	-	-	-	-
TROY ST COL ALL CAMPUSES	771	664	399	265	-	-	-	107	64	43	-	-	-
TUSKEGEE INSTITUTE	705	531	242	289	29	28	1	145	82	63	-	-	-
UNIV ALABAMA MAIN CAMPUS	3,237	2,225	1,283	942	101	101	-	779	403	376	132	106	26
UNIV OF ALA BIRMINGHAM	285	90	24	66	136	133	3	50	25	25	9	8	1
UNIV OF ALA HUNTSVILLE	159	106	50	56	-	-	-	53	50	3	-	-	-
UNIV OF SOUTH ALABAMA	401	344	177	167	-	-	-	57	14	43	-	-	-
ALASKA	410	285	172	113	-	-	-	121	76	45	4	4	-
ALASKA METHODIST UNIV	77	71	36	35	-	-	-	6	4	2	-	-	-
U OF ALAS ALL CAMPUSES	333	214	136	78	-	-	-	115	72	43	4	4	-
ARIZONA	10,338	7,141	4,289	2,852	142	135	7	2,778	1,616	1,162	277	248	29
GRAND CANYON COLLEGE	85	85	46	39	-	-	-	-	-	-	-	-	-
PRESCOTT COLLEGE	2	2	1	1	-	-	-	-	-	-	-	-	-
SOUTHWESTERN COLLEGE	4	4	3	1	-	-	-	-	-	-	-	-	-
THUNDERBIRD GRADUATE SCH	448	428	412	16	-	-	-	20	18	2	-	-	-
ARIZONA STATE UNIVERSITY	4,373	3,029	1,714	1,315	-	-	-	1,204	666	538	140	125	15
NORTHERN ARIZONA UNIV	1,323	857	503	354	-	-	-	466	282	184	-	-	-
UNIVERSITY OF ARIZONA	4,103	2,736	1,610	1,126	142	135	7	1,088	650	438	137	123	14
ARKANSAS	7,730	6,426	3,434	2,992	200	191	9	1,005	562	443	99	89	10
ARKANSAS A & M COLLEGE	247	247	139	108	-	-	-	-	-	-	-	-	-
ARKANSAS A & N COL	578	578	235	343	-	-	-	-	-	-	-	-	-
ARKANSAS BAPTIST COLLEGE	27	27	11	16	-	-	-	-	-	-	-	-	-
ARKANSAS COLLEGE	61	61	42	19	-	-	-	-	-	-	-	-	-
ARKANSAS POLYTECHNIC COL	331	331	204	127	-	-	-	-	-	-	-	-	-
ARK ST UNIV ALL CAMPUSES	923	710	351	359	-	-	-	213	100	113	-	-	-
COLLEGE OF THE OZARKS	117	117	70	47	-	-	-	-	-	-	-	-	-
HARDING COL MAIN CAMPUS	378	361	202	159	-	-	-	17	10	7	-	-	-
HARDING COL SCH BIBLE TENN	34	-	-	-	5	5	-	29	29	-	-	-	-
HENDERSON STATE COLLEGE	571	479	272	207	-	-	-	92	33	59	-	-	-
HENDRIX COLLEGE	216	216	124	92	-	-	-	-	-	-	-	-	-
JOHN BROWN UNIVERSITY	104	104	57	47	-	-	-	-	-	-	-	-	-
LITTLE ROCK UNIVERSITY	300	300	176	124	-	-	-	-	-	-	-	-	-
OUACHITA BAPTIST UNIV	300	279	131	148	-	-	-	21	10	11	-	-	-
PHILANDER SMITH COLLEGE	138	138	52	86	-	-	-	-	-	-	-	-	-
SOUTHERN STATE COLLEGE	307	307	177	130	-	-	-	-	-	-	-	-	-
STATE COLLEGE OF ARK	731	574	222	352	-	-	-	157	72	85	-	-	-
UNIV ARK MAIN CAMPUS	2,174	1,511	925	586	104	98	6	462	298	164	97	87	10
UNIV ARK MEDICAL CTR	193	86	44	42	91	88	3	14	10	4	2	2	-
CALIFORNIA	84,124	60,364	35,018	25,346	2,937	2,743	194	18,017	12,724	5,293	2,806	2,472	334

TABLE 3.—BACHELOR'S AND HIGHER DEGREES CONFERRED IN INSTITUTIONS OF HIGHER EDUCATION, BY LEVEL OF DEGREE, SEX OF STUDENT, STATE OR OTHER AREA, AND INSTITUTION: AGGREGATE UNITED STATES, 1968-69 - CONTINUED

STATE OR OTHER AREA AND INSTITUTION	TOTAL, ALL DEGREES	BACHELOR'S DEGREES REQUIRING 4 OR 5 YEARS			FIRST-PROFESSIONAL DEGREES REQUIRING AT LEAST 6 YEARS			MASTER'S DEGREES			DOCTOR'S DEGREES (PH.D., ED.D., ETC.)		
		TOTAL	MEN	WOMEN	TOTAL	MEN	WOMEN	TOTAL	MEN	WOMEN	TOTAL	MEN	WOMEN
1	2	3	4	5	6	7	8	9	10	11	12	13	14
CALIFORNIA	- CONTINUED												
ARMSTRONG COL	87	76	65	11	-	-	-	11	10	1	-	-	-
ART CENTER COL OF DESIGN	158	154	127	27	-	-	-	4	4	-	-	-	-
AZUSA PACIFIC COLLEGE	160	154	96	58	-	-	-	6	2	4	-	-	-
BERKELEY BAPTIST DIV SCH	15	-	-	-	10	10	-	5	2	3	-	-	-
BETHANY BIBLE COLLEGE	55	55	32	23	-	-	-	-	-	-	-	-	-
BIOLA COLLEGE	204	178	99	79	13	13	-	13	9	4	-	-	-
ARIZ BIBLE COL BIOLA SCHS	19	19	13	6	-	-	-	-	-	-	-	-	-
BROOKS INST PHOTOGRAPHY	19	19	19	-	-	-	-	-	-	-	-	-	-
CALIFORNIA BAPTIST COL	104	104	63	41	-	-	-	-	-	-	-	-	-
CALIF BAPTIST THEOL SEM	27	-	-	-	-	-	-	27	27	-	-	-	-
CALIF COL OF ARTS & CRAFT	147	117	64	53	-	-	-	-	-	-	-	-	-
CALIF INST OF THE ARTS	80	80	44	36	-	-	-	30	21	9	-	-	-
CALIFORNIA INST OF TECH	404	157	157	-	-	-	-	-	-	-	-	-	-
CALIFORNIA LUTHERAN COL	164	164	94	70	-	-	-	122	116	6	125	123	2
CALIFORNIA PODIATRY COL	97	50	49	1	43	43	-	4	4	-	-	-	-
CAL ST COL OOMINGUEZ HILLS	71	71	38	33	-	-	-	-	-	-	-	-	-
CALIF STATE COL FULLERTON	1,762	1,465	888	577	-	-	-	297	194	103	-	-	-
CALIFORNIA ST COL HAYWARD	1,253	1,166	698	468	-	-	-	87	63	24	-	-	-
CALIF STATE COL LONG BCH	4,309	3,675	2,206	1,469	-	-	-	634	450	184	-	-	-
CALIF STATE COL LOS ANGLS	3,876	3,063	1,803	1,260	-	-	-	813	518	295	-	-	-
CAL ST COL SAN BERNARDINO	164	164	80	84	-	-	-	-	-	-	-	-	-
CAL ST PGY COL POMONA	1,227	1,227	969	258	-	-	-	-	-	-	-	-	-
CAL STATE POLY SN LUIS OB	1,739	1,540	1,101	439	-	-	-	199	135	64	-	-	-
CHICO STATE COLLEGE	1,772	1,622	902	720	-	-	-	150	118	32	-	-	-
FRESNO ST COL MAIN CAMPUS	2,373	2,101	1,181	920	-	-	-	272	197	75	-	-	-
HUMBOLDT STATE COLLEGE	793	704	503	201	-	-	-	89	77	12	-	-	-
SACRAMENTO STATE COLLEGE	2,518	2,104	1,243	861	-	-	-	414	287	127	-	-	-
SAN DIEGO ST COL MAIN CAM	4,132	3,457	2,000	1,457	-	-	-	675	478	197	-	-	-
SAN FERNANDO VLY ST COL	2,856	2,461	1,470	991	-	-	-	395	248	147	-	-	-
SAN FRANCISCO STATE COL	4,032	2,983	1,633	1,350	-	-	-	1,049	597	452	-	-	-
SAN JOSE STATE COLLEGE	4,976	4,076	2,322	1,754	-	-	-	900	644	256	-	-	-
SONOMA STATE COLLEGE	436	416	219	197	-	-	-	-	-	-	-	-	-
STANISLAUS STATE COLLEGE	254	254	138	116	-	-	-	20	14	6	-	-	-
CHAPMAN COLLEGE	371	249	149	100	-	-	-	-	-	-	-	-	-
CHURCH DIV SCH OF PACIFIC	31	-	-	-	25	22	3	122	92	30	-	-	-
CLAREMONT MENS COLLEGE	146	146	146	-	-	-	-	-	-	-	-	-	-
CLAREMNT UNIV CENTER	276	-	-	-	-	-	-	-	-	-	-	-	-
HARVEY MUOD COLLEGE	60	60	58	2	-	-	-	220	131	89	56	50	6
PITZER COLLEGE	110	110	-	110	-	-	-	-	-	-	-	-	-
POMONA COLLEGE	265	265	143	122	-	-	-	-	-	-	-	-	-
SCRIPPS COLLEGE	102	102	-	102	-	-	-	-	-	-	-	-	-
COL OF THE HOLY NAMES	190	174	1	173	-	-	-	16	7	9	-	-	-
COLLEGE OF NOTRE DAME	114	114	10	104	-	-	-	-	-	-	-	-	-
DOMINICAN COL SAN RAFAEL	97	82	-	82	-	-	-	15	4	11	-	-	-
FULLER THEOL SEMINARY	64	-	-	-	33	32	1	26	24	2	5	5	-
GOLDN GATE BAPT THEOL SEM	56	2	2	-	35	34	1	18	11	7	1	1	-
GOLDEN GATE COLLEGE	489	186	172	14	91	86	5	212	208	4	-	-	-
GRADUATE THEOL UNION	17	-	-	-	-	-	-	5	3	2	5	5	-
IMMACULATE HEART COLLEGE	280	208	10	198	-	-	-	72	10	62	-	-	-
JOHN F KENNEDY UNIV	11	3	3	-	1	1	-	7	5	2	-	-	-
LA VERNE COLLEGE	162	147	75	72	-	-	-	15	8	7	-	-	-
LOMA LINDA U ALL CAMPUSES	630	362	156	226	132	126	6	114	70	44	2	2	-
L A BAPT COL & THEOL SEM	27	19	13	6	6	6	-	2	2	-	-	-	-
LOS ANGELES COL OPTOMETRY	1	-	-	-	1	1	-	-	-	-	-	-	-
LOYOLA UNIV OF LOS ANG	568	311	308	3	155	152	3	102	69	33	-	-	-
MARYMOUNT COLLEGE	53	53	-	53	-	-	-	-	-	-	-	-	-
MENLO COLLEGE	31	31	31	-	-	-	-	-	-	-	-	-	-
MILLS COLLEGE	181	164	-	164	-	-	-	17	2	15	-	-	-
MONTEREY INST FOREIGN STU	55	29	15	14	-	-	-	26	18	8	-	-	-
MOUNT ST MARYS COLLEGE	251	228	6	222	-	-	-	23	12	11	-	-	-
NORTHROP INST OF TECH	232	232	230	2	-	-	-	-	-	-	-	-	-
OCCIDENTAL COLLEGE	401	362	216	146	-	-	-	38	28	10	1	-	1
OTIS ART INST L A CO	34	-	-	-	-	-	-	34	19	15	-	-	-
PACIFIC CHRISTIAN COLLEGE	11	11	9	2	-	-	-	-	-	-	-	-	-
PACIFIC COLLEGE	68	68	48	20	-	-	-	-	-	-	-	-	-
PACIFIC LUTHERAN THEO SEM	17	-	-	-	13	13	-	4	4	-	-	-	-
PACIFIC OAKS COLLEGE	14	-	-	-	-	-	-	-	-	-	-	-	-
PACIFIC SCH OF RELIGION	35	14	2	12	-	-	-	-	-	-	-	-	-
PACIFIC UNION COLLEGE	236	186	127	59	25	21	4	8	5	3	2	2	-
PASADENA COLLEGE	209	158	89	69	-	-	-	50	32	18	-	-	-
								51	32	19	-	-	-

TABLE 3.—BACHELOR'S AND HIGHER DEGREES CONFERRED IN INSTITUTIONS OF HIGHER EDUCATION, BY LEVEL OF DEGREE, SEX OF STUDENT, STATE OR OTHER AREA, AND INSTITUTION: AGGREGATE UNITED STATES, 1968-69 - CONTINUED

STATE OR OTHER AREA AND INSTITUTION	TOTAL, ALL DEGREES	BACHELOR'S DEGREES REQUIRING 4 OR 5 YEARS			FIRST-PROFESSIONAL DEGREES REQUIRING AT LEAST 6 YEARS			MASTER'S DEGREES			DOCTOR'S DEGREES (PH.D., ED.D., ETC.)		
		TOTAL	MEN	WOMEN	TOTAL	MEN	WOMEN	TOTAL	MEN	WOMEN	TOTAL	MEN	WOMEN
1	2	3	4	5	6	7	8	9	10	11	12	13	14
CALIFORNIA - CONTINUED													
PASANA PLAYS COL THR ART	19	17	6	11	-	-	-	2	1	1	-	-	-
PEPPERONE COLLEGE	349	237	129	108	-	-	-	112	83	29	-	-	-
RUSSELL COLLEGE	23	23	-	23	-	-	-	-	-	-	-	-	-
ST ALBERTS COLLEGE	4	3	3	-	-	-	-	1	1	-	-	-	-
ST JOHNS COLLEGE	46	44	44	-	-	-	-	2	2	-	-	-	-
ST MARYS COL CALIFORNIA	158	156	156	-	-	-	-	2	1	1	-	-	-
ST PATRICKS COL	47	47	47	-	-	-	-	-	-	-	-	-	-
SAN FRANCISCO ART INST COL	94	79	51	28	-	-	-	15	12	3	-	-	-
SAN FRANCISCO COL WOMEN	110	101	-	101	-	-	-	9	-	9	-	-	-
SAN FRANCISCO CONS MUSIC	16	16	9	7	-	-	-	-	-	-	-	-	-
SAN FRANCISCO THEOL SEM	61	-	-	-	41	39	2	15	10	5	5	5	-
SAN JOSE BIBLE COLLEGE	6	6	4	2	-	-	-	-	-	-	-	-	-
SAN LUIS REY COLLEGE	19	19	18	1	-	-	-	-	-	-	-	-	-
SIMPSON BIBLE COLLEGE	15	15	10	5	-	-	-	-	-	-	-	-	-
SOUTHERN CALIFORNIA COL	77	77	45	32	-	-	-	-	-	-	-	-	-
SOUTHERN CAL SCH THEOLOGY	39	-	-	-	34	34	-	4	3	1	1	1	-
STANFORD UNIVERSITY	3,694	1,449	988	461	200	188	12	1,518	1,208	310	527	477	50
STARBUCK SCH FOR MINISTRY	4	-	-	-	4	3	1	-	-	-	-	-	-
TAHOE PARADISE COLLEGE	17	11	15	2	-	-	-	-	-	-	-	-	-
US INTERNATIONAL UNIV	497	260	144	116	54	49	5	124	85	39	59	49	10
U OF CAL BERKELEY	7,774	4,479	2,506	1,973	258	237	21	2,234	1,573	661	803	707	96
U OF CAL DAVIS	2,348	1,648	843	805	138	128	10	415	336	79	147	134	13
U OF CAL HASTINGS COL LAW	249	-	-	-	249	238	11	-	-	-	-	-	-
U OF CAL IRVINE	738	568	313	255	75	65	10	75	58	17	20	17	3
U OF CAL LOS ANGELES	6,991	4,358	2,234	2,124	286	267	19	1,866	1,212	654	481	408	73
U OF CAL RIVERSIDE	870	646	357	289	-	-	-	135	105	30	89	81	8
U OF CAL SAN DIEGO	365	204	136	68	-	-	-	96	83	13	65	55	10
U OF CAL SAN FRANCISCO	690	237	80	157	272	236	36	160	9	151	21	16	5
U OF CAL SANTA BARBARA	2,438	2,028	1,066	962	-	-	-	353	265	88	57	52	5
U OF CAL SANTA CRUZ	435	421	226	195	-	-	-	13	8	5	1	-	1
UNIVERSITY OF JUDAISM	19	16	3	13	-	-	-	2	-	2	1	1	-
UNIVERSITY OF THE PACIFIC	664	483	271	212	94	89	5	79	60	19	8	5	3
UNIVERSITY OF REDLANDS	459	358	205	153	-	-	-	100	51	49	1	1	-
U SAN DIEGO COL FOR MEN	102	93	93	-	-	-	-	9	8	1	-	-	-
U SAN DIEGO COL FOR WOMEN	75	73	-	73	-	-	-	2	-	2	-	-	-
U SAN DIEGO SCH OF LAW	112	-	-	-	112	106	6	-	-	-	-	-	-
UNIV OF SAN FRANCISCO	1,104	870	522	348	76	72	4	158	99	59	-	-	-
UNIVERSITY OF SANTA CLARA	1,048	643	427	216	58	53	5	346	325	21	1	1	-
UNIV OF STRN CALIFORNIA	4,911	1,627	1,058	569	403	379	24	2,559	1,958	601	322	274	48
WEST CST UNIV MAIN CAMPUS	151	70	70	-	-	-	-	81	81	-	-	-	-
WEST COAST U ORANGE CO CTR	54	54	54	-	-	-	-	-	-	-	-	-	-
WESTERN BAPT COL & THEOL SEM	54	54	34	20	-	-	-	-	-	-	-	-	-
WESTMONT COLLEGE	125	125	67	58	-	-	-	-	-	-	-	-	-
WHITTIER COLLEGE	549	438	221	217	-	-	-	111	73	38	-	-	-
WOODBURY COLLEGE	333	333	228	105	-	-	-	-	-	-	-	-	-
COLORADO													
ADAMS STATE COLLEGE	550	466	293	173	-	-	-	84	67	17	-	-	-
COLORADO ALPINE COLLEGE	17	17	12	5	-	-	-	-	-	-	-	-	-
COLORADO COLLEGE	346	299	173	126	-	-	-	47	33	14	-	-	-
COLORADO SCHOODL OF MINES	304	238	234	4	-	-	-	48	48	-	18	18	-
COLORADO STATE COLLEGE	2,221	1,353	562	791	-	-	-	731	434	297	137	115	22
COLORADO STATE UNIVERSITY	2,955	2,190	1,451	739	60	56	4	589	446	143	116	113	3
CONS BAPTIST THEOL SEM	24	-	-	-	16	16	-	8	7	1	-	-	-
FORT LEWIS COLLEGE	219	219	134	85	-	-	-	-	-	-	-	-	-
ILIFF SCHOOL OF THEOLOGY	28	-	-	-	18	17	1	6	4	2	4	4	-
LORETTO HEIGHTS COLLEGE	200	200	1	199	-	-	-	-	-	-	-	-	-
METROPOLITAN STATE COL	39	39	18	21	-	-	-	-	-	-	-	-	-
REGIS COLLEGE	175	175	162	13	-	-	-	-	-	-	-	-	-
ST THOMAS SEMINARY	47	39	39	-	-	-	-	8	8	-	-	-	-
SOUTHERN COLORADO ST COL	568	568	370	198	-	-	-	-	-	-	-	-	-
TEMPLE BUELL COLLEGE	201	201	-	201	-	-	-	-	-	-	-	-	-
UNIV COLO ALL CAMPUSES	4,303	3,034	1,614	1,420	179	171	8	897	545	352	193	166	27
UNIVERSITY OF DENVER	2,155	1,309	745	564	133	126	7	638	320	318	75	64	11
WESTERN STATE COL COLORADO	615	457	298	159	-	-	-	158	109	49	-	-	-
CONNECTICUT													
	14,864	9,752	5,677	4,075	478	456	22	4,155	2,405	1,750	479	398	81

TABLE 3.—BACHELOR'S AND HIGHER DEGREES CONFERRED IN INSTITUTIONS OF HIGHER EDUCATION, BY LEVEL OF DEGREE, SEX OF STUDENT, STATE OR OTHER AREA, AND INSTITUTION: AGGREGATE UNITED STATES, 1968-69 - CONTINUED

STATE OR OTHER AREA AND INSTITUTION	TOTAL ALL DEGREES	BACHELOR'S DEGREES REQUIRING 4 OR 5 YEARS			FIRST-PROFESSIONAL DEGREES REQUIRING AT LEAST 6 YEARS			MASTER'S DEGREES			DOCTOR'S DEGREES (PH.D., ED.D., ETC.)		
		TOTAL	MEN	WOMEN	TOTAL	MEN	WOMEN	TOTAL	MEN	WOMEN	TOTAL	MEN	WOMEN
1	2	3	4	5	6	7	8	9	10	11	12	13	14
CONNECTICUT - CONTINUED													
ALBERTUS MAGNUS COLLEGE	159	159	-	159	-	-	-	-	-	-	-	-	-
ANNHURST COLLEGE 1/	86	86	-	86	-	-	-	-	-	-	-	-	-
BERKELEY DIVINITY SCHOOL	30	-	-	-	27	27	-	3	3	-	-	-	-
BRIDGEPORT ENGR INSTITUTE	34	34	34	-	-	-	-	-	-	-	-	-	-
CENTRAL CONN STATE COL	1,370	900	361	539	-	-	-	470	208	262	-	-	-
COL NOTRE DAME OF WILTON	3	3	-	3	-	-	-	-	-	-	-	-	-
CONNECTICUT COLLEGE	321	302	-	302	-	-	-	19	10	9	-	-	-
EASTERN CONN STATE COL	270	198	47	151	-	-	-	72	41	31	-	-	-
FAIRFIELD UNIVERSITY	525	348	348	-	-	-	-	177	89	88	-	-	-
HARTFORD SEM FOUNDATION	48	-	-	-	18	17	1	22	14	8	8	7	1
HOLY APOSTLES SEMINARY	27	27	27	-	-	-	-	-	-	-	-	-	-
NEW HAVEN COLLEGE	379	379	356	23	-	-	-	-	-	-	-	-	-
QUINNIPIAC COLLEGE	222	222	184	38	-	-	-	-	-	-	-	-	-
SACRED HEART UNIVERSITY	255	255	156	99	-	-	-	-	-	-	-	-	-
ST ALPHONSUS COLLEGE	25	25	25	-	-	-	-	-	-	-	-	-	-
ST BASILS COLLEGE	4	4	4	-	-	-	-	-	-	-	-	-	-
ST JOSEPH COLLEGE 1/	156	123	-	123	-	-	-	33	9	24	-	-	-
SOUTHERN CONN STATE COL	1,478	1,003	310	693	-	-	-	475	164	311	-	-	-
TRINITY COLLEGE	388	290	290	-	-	-	-	98	64	34	-	-	-
UNIVERSITY OF BRIDGEPORT	1,270	960	501	459	-	-	-	310	162	148	-	-	-
UNIV CONN ALL CAMPUSES	3,228	2,177	1,185	992	125	122	3	775	489	286	151	129	22
UNIVERSITY OF HARTFORD	898	603	421	182	-	-	-	295	191	104	-	-	-
WESLEYAN UNIVERSITY	495	302	302	-	-	-	-	189	123	66	4	4	-
WESTERN CONN ST COLLEGE	487	318	97	221	-	-	-	169	68	101	-	-	-
YALE UNIVERSITY	2,706	1,034	1,029	5	308	290	18	1,048	770	278	316	258	58
DELAWARE	1,828	1,389	776	613	-	-	-	383	261	122	56	51	5
DELAWARE STATE COLLEGE	143	143	79	64	-	-	-	-	-	-	-	-	-
UNIVERSITY OF DELAWARE	1,685	1,246	697	549	-	-	-	383	261	122	56	51	5
DISTRICT OF COLUMBIA	11,763	5,788	3,120	2,668	1,688	1,582	106	3,869	2,586	1,283	418	335	83
AMERICAN UNIVERSITY	1,959	1,153	597	556	147	133	14	608	481	127	51	44	7
BENJAMIN FRANKLIN UNIV	67	67	61	6	-	-	-	-	-	-	-	-	-
CAPITOL INST OF TECH	74	74	74	-	-	-	-	-	-	-	-	-	-
CATHOLIC UNIV OF AMERICA	1,886	535	330	205	296	291	5	873	394	479	182	146	36
D C TEACHERS COLLEGE	152	152	47	105	-	-	-	-	-	-	-	-	-
DUNBAR COL HOLY CROSS	105	105	-	105	-	-	-	-	-	-	-	-	-
GALLAUDET COLLEGE	123	104	51	53	-	-	-	19	8	11	-	-	-
GEORGETOWN UNIVERSITY	1,799	856	694	162	539	510	29	344	219	125	60	42	18
GEORGE WASHINGTON UNIV	3,544	1,376	657	719	402	380	22	1,656	1,271	385	110	90	20
HOWARD UNIVERSITY	1,551	929	480	449	263	231	32	344	195	149	15	13	2
OBLATE COLLEGE	18	15	15	-	-	-	-	3	3	-	-	-	-
ST JOSEPHS SEMINARY	6	6	-	-	-	-	-	-	-	-	-	-	-
ST PAULS COLLEGE	21	14	14	-	-	-	-	7	7	-	-	-	-
SOUTHEASTERN UNIVERSITY	73	73	70	3	-	-	-	-	-	-	-	-	-
TRINITY COLLEGE	304	293	-	293	-	-	-	11	4	7	-	-	-
WASHINGTON BIBLE COLLEGE	41	36	24	12	5	5	-	-	-	-	-	-	-
WESLEY THEOLOGICAL SEM	40	-	-	-	36	32	4	4	4	-	-	-	-
FLORIDA	21,290	16,132	9,353	6,779	651	625	26	3,957	2,260	1,697	550	459	91
BARRY COLLEGE	257	194	-	194	-	-	-	63	24	39	-	-	-
BETHUNE COOKMAN COLLEGE	237	237	93	144	-	-	-	-	-	-	-	-	-
BISCAYNE COLLEGE INC	44	44	44	-	-	-	-	-	-	-	-	-	-
DRAKE COL OF FLORIDA	178	178	171	7	-	-	-	-	-	-	-	-	-
EMBRY-RIDDLE AERO INST	75	75	75	-	-	-	-	-	-	-	-	-	-
FLORIDA INST OF TECH	143	83	81	2	-	-	-	60	60	-	-	-	-
FLORIDA MEMORIAL COLLEGE	109	109	34	75	-	-	-	-	-	-	-	-	-
FLORIDA PRESBYTERIAN COL	143	143	70	73	-	-	-	-	-	-	-	-	-
FLORIDA SOUTHERN COLLEGE	329	329	163	166	-	-	-	-	-	-	-	-	-
JACKSONVILLE UNIVERSITY	510	440	264	176	-	-	-	70	24	46	-	-	-
JONES COLLEGE MAIN CAMPUS	18	18	16	2	-	-	-	-	-	-	-	-	-
NEW COLLEGE	32	32	20	12	-	-	-	-	-	-	-	-	-
ROLLINS COL ALL CAMPUSES	608	385	256	129	-	-	-	223	144	79	-	-	-
ST LEO COLLEGE	184	184	140	44	-	-	-	-	-	-	-	-	-
SEM OF ST VINCENT DE PAUL	23	19	19	-	3	3	-	1	1	-	-	-	-

1/ DIOCESAN SISTERS COLLEGE MERGED WITH ANNHURST COLLEGE, CONN AND SAINT JOSEPH COLLEGE, CONN.

TABLE 3.--BACHELOR'S AND HIGHER DEGREES CONFERRED IN INSTITUTIONS OF HIGHER EDUCATION, BY LEVEL OF DEGREE, SEX OF STUDENT, STATE OR OTHER AREA, AND INSTITUTION: AGGREGATE UNITED STATES, 1968-69 - CONTINUED

STATE OR OTHER AREA AND INSTITUTION	TOTAL, ALL DEGREES	BACHELOR'S DEGREES REQUIRING 4 OR 5 YEARS			FIRST-PROFESSIONAL DEGREES REQUIRING AT LEAST 6 YEARS			MASTER'S DEGREES			DOCTOR'S DEGREES (PH.D., ED.D., ETC.)			
		TOTAL	MEN	WOMEN	TOTAL	MEN	WOMEN	TOTAL	MEN	WOMEN	TOTAL	MEN	WOMEN	
		1	2	3	4	5	6	7	8	9	10	11	12	13
FLORIDA - CONTINUED														
SOUTHEASTERN BIBLE COL	65	65	42	23	-	-	-	-	-	-	-	-	-	-
FLORIDA A & M UNIVERSITY	735	554	254	300	-	-	-	181	59	122	-	-	-	-
FLORIDA ATLANTIC UNIV	1,539	1,021	589	432	-	-	-	518	275	243	-	-	-	-
FLORIDA STATE UNIVERSITY	4,337	2,986	1,597	1,389	86	84	2	1,032	607	425	233	184	49	
UNIVERSITY OF FLORIDA	4,891	3,413	2,082	1,331	256	249	7	957	616	341	265	234	31	
UNIV OF SOUTH FLORIDA	2,350	2,002	1,136	866	-	-	-	348	138	210	-	-	-	-
UNIV OF WEST FLORIDA	778	778	443	335	-	-	-	-	-	-	-	-	-	-
STETSON UNIVERSITY	570	416	208	208	78	75	3	76	48	28	-	-	-	-
UNIVERSITY OF MIAMI	2,859	2,151	1,364	787	228	214	14	428	264	164	52	41	11	
UNIVERSITY OF TAMPA	273	273	192	81	-	-	-	-	-	-	-	-	-	-
WEBBER COLLEGE	3	3	-	3	-	-	-	-	-	-	-	-	-	-
GEORGIA														
AGNES SCOTT COLLEGE	162	162	-	162	-	-	-	-	-	-	-	-	-	-
ALBANY STATE COLLEGE	247	247	64	183	-	-	-	-	-	-	-	-	-	-
ARMSTRONG STATE COLLEGE	144	144	96	48	-	-	-	-	-	-	-	-	-	-
ATLANTA CHRISTIAN COLLEGE	32	32	22	10	-	-	-	-	-	-	-	-	-	-
ATLANTA SCHOOL OF ART INC	21	21	13	8	-	-	-	-	-	-	-	-	-	-
ATLANTA UNIVERSITY	450	-	-	-	-	-	-	449	173	276	1	1	-	
AUGUSTA COLLEGE	275	275	169	106	-	-	-	-	-	-	-	-	-	
BERRY COLLEGE	229	229	126	103	-	-	-	-	-	-	-	-	-	
BRENAU COLLEGE	99	99	-	99	-	-	-	-	-	-	-	-	-	
CLARK COLLEGE	150	150	59	91	-	-	-	-	-	-	-	-	-	
COLUMBIA THEOLOGICAL SEM	42	-	-	-	34	34	-	8	8	-	-	-	-	
COVENANT COLLEGE	48	48	24	24	-	-	-	-	-	-	-	-	-	
EMORY UNIV ALL CAMPUSES	1,351	603	343	260	353	346	7	329	142	187	66	44	22	
FORT VALLEY STATE COLLEGE	369	343	101	242	-	-	-	26	9	17	-	-	-	
GEORGIA COLLEGE	380	349	49	300	-	-	-	31	5	26	-	-	-	
GA INST TECH MAIN CAMPUS	1,586	1,139	1,127	12	-	-	-	391	383	8	56	56	-	
GEORGIA SOUTHERN COLLEGE	1,000	891	413	478	-	-	-	109	60	49	-	-	-	
GEORGIA SOUTHWESTERN COL	307	307	191	116	-	-	-	-	-	-	-	-	-	
GEORGIA STATE COLLEGE	1,390	1,051	623	428	-	-	-	331	256	75	8	7	1	
INTERDENOMINATNL THEO CTR	28	-	-	-	28	27	1	-	-	-	-	-	-	
LA GRANGE COLLEGE	124	124	67	57	-	-	-	-	-	-	-	-	-	
MEDICAL COL OF GEORGIA	189	84	5	79	89	89	-	13	4	9	3	3	-	
MENCER UNIV ALL CAMPUSES	414	322	208	114	63	61	2	29	7	22	-	-	-	
MOREHOUSE COLLEGE	131	131	131	-	-	-	-	-	-	-	-	-	-	
MORRIS BROWN COLLEGE	187	187	67	120	-	-	-	-	-	-	-	-	-	
NORTH GEORGIA COLLEGE	199	199	118	81	-	-	-	-	-	-	-	-	-	
OGLETHORPE COLLEGE	191	191	112	79	-	-	-	-	-	-	-	-	-	
PAINE COLLEGE	81	81	31	50	-	-	-	-	-	-	-	-	-	
PIEDMONT COLLEGE	87	87	50	37	-	-	-	-	-	-	-	-	-	
SAVANNAH STATE COLLEGE	223	223	71	152	-	-	-	-	-	-	-	-	-	
SHORTER COLLEGE	139	139	55	84	-	-	-	-	-	-	-	-	-	
SPELMAN COLLEGE	144	144	-	144	-	-	-	-	-	-	-	-	-	
TIFT COLLEGE	128	128	-	128	-	-	-	-	-	-	-	-	-	
TOCCOA FALLS INSTITUTE	38	38	20	18	-	-	-	-	-	-	-	-	-	
UNIVERSITY OF GEORGIA	4,524	3,354	1,983	1,371	140	134	6	874	525	349	156	141	15	
VALOOSTA STATE COLLEGE	457	452	208	244	-	-	-	5	-	5	-	-	-	
WESLEYAN COLLEGE	105	105	-	105	-	-	-	-	-	-	-	-	-	
WEST GEORGIA COLLEGE	480	427	231	196	-	-	-	53	19	34	-	-	-	
HAWAII														
CHAMINADE COL OF HONOLULU	146	146	117	29	-	-	-	-	-	-	-	-	-	
CHURCH COLLEGE OF HAWAII	102	102	58	44	-	-	-	-	-	-	-	-	-	
UNIV HAWAII MAIN CAMPUS	2,964	1,924	912	1,012	-	-	-	982	557	425	58	51	7	
IDAHO														
BOISE STATE COLLEGE	283	283	179	104	-	-	-	-	-	-	-	-	-	
COLLEGE OF IDAHO	188	164	94	70	-	-	-	24	16	8	-	-	-	
IDAHO STATE UNIVERSITY	697	622	371	251	-	-	-	75	51	24	-	-	-	
LEWIS-CLARK NORMAL SCHOOL	83	83	46	37	-	-	-	-	-	-	-	-	-	
NORTHWEST NAZARENE COL	217	217	118	99	-	-	-	-	-	-	-	-	-	
UNIVERSITY OF IDAHO	1,294	995	670	325	32	32	-	216	193	23	51	37	14	
ILLINOIS														
	50,132	34,307	18,834	15,473	2,424	2,320	104	11,657	7,339	4,318	1,744	1,533	211	

TABLE 3.—BACHELOR'S AND HIGHER DEGREES CONFERRED IN INSTITUTIONS OF HIGHER EDUCATION, BY LEVEL OF DEGREE, SEX OF STUDENT, STATE OR OTHER AREA, AND INSTITUTION: AGGREGATE UNITED STATES, 1968-69 - CONTINUED

STATE OR OTHER AREA AND INSTITUTION	TOTAL, ALL DEGREES	BACHELOR'S DEGREES REQUIRING 4 OR 5 YEARS			FIRST-PROFESSIONAL DEGREES REQUIRING AT LEAST 6 YEARS			MASTER'S DEGREES			DOCTOR'S DEGREES (PH.D., ED.D., ETC.)		
		TOTAL	MEN	WOMEN	TOTAL	MEN	WOMEN	TOTAL	MEN	WOMEN	TOTAL	MEN	WOMEN
1	2	3	4	5	6	7	8	9	10	11	12	13	14
ILLINOIS - CONTINUED													
AERO-SPACE INSTITUTE	15	15	15	-	-	-	-	-	-	-	-	-	-
AMERICAN CONS OF MUSIC	55	40	17	23	-	-	-	14	7	7	1	1	-
AQUINAS INST PHIL & THEOL	31	9	9	-	-	-	-	21	21	-	1	1	-
AUGUSTANA COLLEGE	372	372	194	178	-	-	-	-	-	-	-	-	-
AURORA COLLEGE	161	161	101	60	-	-	-	-	-	-	-	-	-
BARAT COL OF SACRED HEART	132	132	-	132	-	-	-	-	-	-	-	-	-
BETHANY THEOLOGICAL SEM	20	-	-	-	19	19	-	1	1	-	-	-	-
BLACKBURN COLLEGE	106	106	60	46	-	-	-	-	-	-	-	-	-
BRADLEY UNIVERSITY	1,155	977	611	366	-	-	-	218	155	63	-	-	-
CHICAGO ACAD OF FINE ARTS	22	22	17	5	-	-	-	-	-	-	-	-	-
CHICAGO COL OF OSTEOPATHY	67	-	-	-	67	65	2	-	-	-	-	-	-
CHICAGO CONSERVATORY COL	24	17	8	9	-	-	-	7	3	4	-	-	-
CHICAGO KENT COL OF LAW	91	-	-	-	91	90	1	-	-	-	-	-	-
CHGO MED SCH & U HLTH SCI	68	-	-	-	68	68	-	-	-	-	-	-	-
CHICAGO STATE COLLEGE	806	632	189	443	-	-	-	174	85	89	-	-	-
CHICAGO TECHNICAL COLLEGE	151	151	151	-	-	-	-	-	-	-	-	-	-
CHICAGO THEOLOGICAL SEM	54	-	-	-	30	22	8	10	8	2	14	14	-
COLLEGE OF JEWISH STUDIES	8	8	6	2	-	-	-	-	-	-	-	-	-
COLLEGE OF ST FRANCIS	159	152	-	152	-	-	-	7	-	7	-	-	-
COLUMBIA COLLEGE	60	60	55	5	-	-	-	-	-	-	-	-	-
CONCORDIA TEACHERS COL	495	445	185	260	-	-	-	50	37	13	-	-	-
CONCORDIA THEOLOGICAL SEM	106	-	-	-	106	106	-	-	-	-	-	-	-
DELOURDES COLLEGE	9	9	-	9	-	-	-	-	-	-	-	-	-
DEPAUL UNIVERSITY	1,582	1,009	621	388	154	149	5	419	252	167	-	-	-
EASTERN ILLINOIS UNIV	1,368	1,173	577	596	-	-	-	195	116	79	-	-	-
ELMHURST COLLEGE	337	337	189	148	-	-	-	-	-	-	-	-	-
EUREKA COLLEGE	77	77	57	20	-	-	-	-	-	-	-	-	-
EVANGELICAL THEOL SEM	23	-	-	-	20	20	-	3	1	2	-	-	-
GARRETT THEOL SEMINARY	54	-	-	-	44	41	3	9	3	6	1	1	-
GEORGE WILLIAMS COLLEGE	164	131	86	45	-	-	-	33	28	5	-	-	-
GREENVILLE COLLEGE	205	205	100	105	-	-	-	-	-	-	-	-	-
ILLINOIS COLLEGE	179	179	115	64	-	-	-	-	-	-	-	-	-
ILLINOIS COL OF OPTOMETRY	102	-	-	-	102	102	-	-	-	-	-	-	-
ILL COL OF PODIATRIC MED	28	-	-	-	28	28	-	-	-	-	-	-	-
ILLINOIS INST OF TECH	1,067	647	613	34	-	-	-	316	281	35	104	91	13
ILLINOIS STATE UNIVERSITY	2,452	2,056	777	1,279	-	-	-	384	216	168	12	12	-
ILLINOIS WESLEYAN UNIV	350	331	153	178	-	-	-	19	17	2	-	-	-
JOHN MARSHALL LAW SCHOOL	128	-	-	-	123	119	4	5	5	-	-	-	-
KNOX COLLEGE	272	272	152	120	-	-	-	-	-	-	-	-	-
LAKE FOREST COLLEGE	284	284	168	116	-	-	-	-	-	-	-	-	-
LEWIS COLLEGE	304	304	304	-	-	-	-	-	-	-	-	-	-
LINCOLN CHRISTIAN COLLEGE	121	92	59	33	24	24	-	5	5	-	-	-	-
LOYOLA UNIVERSITY	2,482	1,469	916	553	254	246	8	706	427	279	54	39	15
LUTH SCH THEOL AT CHICAGO	59	-	-	-	49	49	-	10	9	1	-	-	-
MACMURRAY COLLEGE	242	242	111	131	-	-	-	-	-	-	-	-	-
MARYKNOLL SEMINARY	50	50	50	-	-	-	-	-	-	-	-	-	-
MCCORMICK THEOLOGICAL SEM	68	-	-	-	45	36	9	23	17	6	-	-	-
MCKENDREE COLLEGE	100	100	55	45	-	-	-	-	-	-	-	-	-
HEADVILLE THEOL SCHOOL	3	-	-	-	1	1	-	-	-	-	2	2	-
MILLIKIN UNIVERSITY	287	269	149	120	-	-	-	18	8	10	-	-	-
MONMOUTH COLLEGE	274	274	167	107	-	-	-	-	-	-	-	-	-
MOODY BIBLE INSTITUTE	57	57	39	18	-	-	-	-	-	-	-	-	-
MUNDELEIN COLLEGE	266	266	-	266	-	-	-	-	-	-	-	-	-
NATL COL OF CHIROPRACTIC	64	12	12	-	52	50	2	-	-	-	-	-	-
NATIONAL COLLEGE OF EDUC	203	137	10	127	-	-	-	66	4	62	-	-	-
NORTH CENTRAL COLLEGE	188	188	88	100	-	-	-	-	-	-	-	-	-
NORTHEASTERN ILL ST COL	824	616	166	450	-	-	-	210	64	146	-	-	-
NORTHERN BAPT THEOL SEM	12	-	-	-	9	7	2	3	1	2	-	-	-
NORTHERN ILLINOIS UNIV	4,075	2,951	1,483	1,468	-	-	-	1,098	776	322	26	22	4
NORTH PARK COL & THEOL SEM	289	278	152	126	11	11	-	-	-	-	-	-	-
NORTHWESTERN UNIVERSITY	3,540	1,596	911	685	335	317	18	1,289	837	452	320	280	40
OLIVET NAZARENE COLLEGE	336	317	180	137	-	-	-	19	18	1	-	-	-
PESTALUZZI FROEBEL TCHR C	121	121	2	119	-	-	-	-	-	-	-	-	-
PRINCIPIA COLLEGE	175	175	101	74	-	-	-	-	-	-	-	-	-
QUINCY COLLEGE	280	280	154	126	-	-	-	-	-	-	-	-	-
ROCKFORD COLLEGE	178	132	54	78	-	-	-	46	20	26	-	-	-
ROOSEVELT UNIVERSITY	1,248	873	560	313	-	-	-	375	230	145	-	-	-
ROSARY COLLEGE	371	207	-	207	-	-	-	164	22	142	-	-	-
ST ADMONIC COLLEGE	24	24	-	24	-	-	-	-	-	-	-	-	-
ST MARY OF THE LAKE SEM	31	-	-	-	25	25	-	6	6	-	-	-	-

TABLE 3.—BACHELOR'S AND HIGHER DEGREES CONFERRED IN INSTITUTIONS OF HIGHER EDUCATION, BY LEVEL OF DEGREE, SEX OF STUDENT, STATE OR OTHER AREA, AND INSTITUTION: AGGREGATE UNITED STATES, 1968-69 - CONTINUED

STATE OR OTHER AREA AND INSTITUTION	TOTAL, ALL DEGREES	BACHELOR'S DEGREES REQUIRING 4 OR 5 YEARS			FIRST-PROFESSIONAL DEGREES REQUIRING AT LEAST 6 YEARS			MASTER'S DEGREES			DOCTOR'S DEGREES (Ph.D., Ed.D., ETC.)		
		TOTAL	MEN	WOMEN	TOTAL	MEN	WOMEN	TOTAL	MEN	WOMEN	TOTAL	MEN	WOMEN
1	2	3	4	5	6	7	8	9	10	11	12	13	14
ILLINOIS - CONTINUED													
ST PROCOPIUS COLLEGE	134	134	129	5	-	-	-	-	-	-	-	-	-
ST XAVIER COLLEGE	276	224	-	224	-	-	-	52	6	46	-	-	-
SCH OF ART INST OF CHGO	125	94	45	49	-	-	-	31	21	10	-	-	-
SEABURY WESTERN THEOL SEM	21	-	-	-	16	16	-	5	3	2	-	-	-
SHERWOOD MUSIC SCHOOL	10	8	5	3	-	-	-	2	-	2	-	-	-
SHIMER COLLEGE	62	62	38	24	-	-	-	-	-	-	-	-	-
SOUTHRN ILL U MAIN CAMPUS	3,587	2,748	1,813	935	-	-	-	735	513	222	104	96	8
STHRN ILL U EDWARDSVL CAM	1,285	943	515	428	-	-	-	342	187	155	-	-	-
TOLENTINE COLLEGE	6	6	6	-	-	-	-	-	-	-	-	-	-
TRINITY COLLEGE	85	85	44	41	-	-	-	-	-	-	-	-	-
UNIVERSITY OF CHICAGO	2,563	455	267	188	205	187	18	1,519	1,049	470	384	318	66
UNIV OF ILL URBANA CAMPUS	8,340	4,710	2,929	1,781	272	263	9	2,671	1,627	1,044	687	627	60
UNIV ILL CHICAGO CIRCLE	1,962	1,882	1,096	786	-	-	-	80	50	30	-	-	-
UNIV ILL MED CTR CHICAGO	658	303	150	153	269	254	15	52	30	22	34	29	5
VANDERCOOK COL OF MUSIC	50	11	11	-	-	-	-	39	36	3	-	-	-
WESTERN ILLINOIS UNIV	1,357	1,184	623	561	-	-	-	173	111	62	-	-	-
WHEATON COLLEGE	457	419	214	205	5	5	-	33	26	7	-	-	-
INDIANA	30,452	20,722	12,326	8,396	841	810	31	7,734	4,276	3,458	1,165	1,038	127
ANDERSON COLLEGE	272	247	123	124	25	24	1	-	-	-	-	-	-
BALL STATE UNIVERSITY	3,076	2,034	873	1,161	-	-	-	1,005	481	524	37	34	3
BETHEL COLLEGE INC	82	82	33	49	-	-	-	-	-	-	-	-	-
BUTLER UNIVERSITY	844	503	232	271	-	-	-	341	126	215	-	-	-
CHRISTIAN THEOLOGICAL SEM	41	-	-	-	23	23	-	18	17	1	-	-	-
CONCORDIA SENIOR COLLEGE	214	214	214	-	-	-	-	-	-	-	-	-	-
DEPAUW UNIVERSITY	561	526	290	236	-	-	-	35	23	12	-	-	-
EARLHAM COL ALL CAMPUSES	250	246	137	109	3	3	-	1	1	-	-	-	-
FORT WAYNE ART INST	4	4	3	1	-	-	-	-	-	-	-	-	-
FORT WAYNE BIBLE COLLEGE	73	73	30	43	-	-	-	-	-	-	-	-	-
FRANKLIN COL OF INDIANA	143	143	76	67	-	-	-	-	-	-	-	-	-
GOSHEN COL & BIBLICAL SEM	187	180	68	112	-	-	-	7	7	-	-	-	-
GRACE THEOL SEM & COL	130	96	43	53	26	26	-	7	5	2	1	1	-
HANOVER COLLEGE	236	236	135	101	-	-	-	-	-	-	-	-	-
HUNTINGTON COLLEGE	98	94	45	49	2	2	-	2	2	-	-	-	-
INDIANA CENTRAL COLLEGE	235	229	133	96	-	-	-	6	1	5	-	-	-
INDIANA INSTITUTE OF TECH	166	166	165	1	-	-	-	-	-	-	-	-	-
INDIANA STATE UNIVERSITY	2,386	1,586	854	732	-	-	-	797	413	384	3	3	-
INDIANA UNIV ALL CAMPUSES	8,513	4,611	2,376	2,235	593	569	24	2,762	1,487	1,275	547	465	82
MANCHESTER COLLEGE	324	324	142	182	-	-	-	-	-	-	-	-	-
MARIAN COL INDIANAPOLIS	170	170	82	88	-	-	-	-	-	-	-	-	-
MARION COLLEGE MARION	134	134	58	76	-	-	-	-	-	-	-	-	-
MENNONITE BIBLICAL SEM	7	-	-	-	-	-	-	7	7	-	-	-	-
OAKLAND CITY COLLEGE	114	114	59	55	-	-	-	-	-	-	-	-	-
PURDUE UNIV MAIN CAMPUS	5,428	3,434	2,368	1,066	52	47	5	1,458	1,050	408	484	447	37
PURDUE UNIV CALUMET CMPUS	172	150	104	46	-	-	-	22	10	12	-	-	-
PURDUE UNIV FT WAYNE	65	57	54	3	-	-	-	8	5	3	-	-	-
PURDUE U INDPLS REG CMPUS	115	88	72	16	-	-	-	27	26	1	-	-	-
PURDUE UNIV NTH CEN CMPUS	3	-	-	-	-	-	-	3	-	3	-	-	-
ROSE POLYTECHNIC INST	234	219	219	-	-	-	-	15	15	-	-	-	-
ST BENEDICT COLLEGE	37	37	2	35	-	-	-	-	-	-	-	-	-
ST FRANCIS COLLEGE	464	125	57	68	-	-	-	339	146	193	-	-	-
ST JOSEPH COL MAIN CAMPUS	322	322	302	20	-	-	-	-	-	-	-	-	-
ST JOE COL CALUMET CAMPUS	157	157	100	57	-	-	-	-	-	-	-	-	-
ST MARYS COLLEGE	356	309	-	309	-	-	-	47	6	41	-	-	-
ST MARY OF THE WOODS COL	150	150	-	150	-	-	-	-	-	-	-	-	-
ST HEINRAO COL & SCH THEO	90	68	68	-	-	-	-	22	22	-	-	-	-
TAYLOR UNIVERSITY	214	214	109	105	-	-	-	-	-	-	-	-	-
TRI-STATE COLLEGE	308	308	306	2	-	-	-	-	-	-	-	-	-
UNIV OF EVANSVILLE	720	617	313	304	-	-	-	103	31	72	-	-	-
UNIVERSITY OF NOTRE DAME	2,273	1,477	1,476	1	79	79	-	624	364	260	93	88	5
VALPARAISO UNIVERSITY	900	784	411	373	38	37	1	78	31	47	-	-	-
WABASH COLLEGE	194	194	194	-	-	-	-	-	-	-	-	-	-
IONA	16,925	13,522	7,552	5,970	585	570	15	2,255	1,551	704	563	511	52
BRIAR CLIFF COLLEGE	154	154	23	131	-	-	-	-	-	-	-	-	-
BUENA VISTA COLLEGE	200	200	110	90	-	-	-	-	-	-	-	-	-
CENTRAL UNIV OF IOWA	235	235	125	110	-	-	-	-	-	-	-	-	-
CLARKE COLLEGE	240	200	-	200	-	-	-	40	10	30	-	-	-
COE COLLEGE	249	249	129	120	-	-	-	-	-	-	-	-	-

TABLE 3.—BACHELOR'S AND HIGHER DEGREES CONFERRED IN INSTITUTIONS OF HIGHER EDUCATION, BY LEVEL OF DEGREE, SEX OF STUDENT, STATE OR OTHER AREA, AND INSTITUTION: AGGREGATE UNITED STATES, 1968-69 - CONTINUED

STATE OR OTHER AREA AND INSTITUTION	TOTAL ALL DEGREES	BACHELOR'S DEGREES REQUIRING 4 OR 5 YEARS			FIRST-PROFESSIONAL DEGREES REQUIRING AT LEAST 6 YEARS			MASTER'S DEGREES			DOCTOR'S DEGREES (PH.D., ED.D., ETC.)		
		TOTAL	MEN	WOMEN	TOTAL	MEN	WOMEN	TOTAL	MEN	WOMEN	TOTAL	MEN	WOMEN
1	2	3	4	5	6	7	8	9	10	11	12	13	14
IOWA - CONTINUED													
COLLEGE OF OST MED & SURG	83	-	-	-	82	81	1	1	1	-	-	-	-
CORNELL COLLEGE	181	181	89	92	-	-	-	-	-	-	-	-	-
DIVINE WORD COLLEGE	35	35	35	-	-	-	-	-	-	-	-	-	-
DORDT COLLEGE	125	125	62	63	-	-	-	-	-	-	-	-	-
DRAKE UNIVERSITY	1,540	1,278	601	677	55	54	1	207	129	78	-	-	-
FAITH BAPTIST BIBLE COL	33	33	24	9	-	-	-	-	-	-	-	-	-
GRACELAND COLLEGE	177	177	110	67	-	-	-	-	-	-	-	-	-
GRINNELL COLLEGE	268	268	140	128	-	-	-	-	-	-	-	-	-
IOWA ST U OF SCI & TECH	3,316	2,448	1,640	808	65	62	3	532	426	106	271	254	17
IOWA WESLEYAN COLLEGE	265	265	155	110	-	-	-	-	-	-	-	-	-
LORAS COLLEGE	320	292	292	-	-	-	-	28	16	12	-	-	-
LUTHER COLLEGE	433	433	219	214	-	-	-	-	-	-	-	-	-
MARYCREST COLLEGE	215	219	1	218	-	-	-	-	-	-	-	-	-
MIDWESTERN COLLEGE	95	95	68	27	-	-	-	-	-	-	-	-	-
MORNINGSIDE COLLEGE	344	342	190	152	-	-	-	2	-	2	-	-	-
MOUNT MERCY COLLEGE	64	64	-	64	-	-	-	-	-	-	-	-	-
NORTHWESTERN COLLEGE	157	157	74	83	-	-	-	-	-	-	-	-	-
PARSONS COLLEGE	618	618	506	112	-	-	-	-	-	-	-	-	-
ST AMBROSE COLLEGE	283	283	265	18	-	-	-	-	-	-	-	-	-
SIMPSON COLLEGE	205	205	117	88	-	-	-	-	-	-	-	-	-
UNIV DUBUQUE MAIN CAMPUS	152	152	90	62	-	-	-	-	-	-	-	-	-
UNIV DUBUQUE THEOL SEM	36	-	-	-	26	26	-	10	10	-	-	-	-
UNIVERSITY OF IOWA	4,254	2,476	1,322	1,154	310	300	10	1,176	761	415	292	257	35
UNIV OF NORTHERN IOWA	1,614	1,357	610	747	-	-	-	257	196	61	-	-	-
UPPER IOWA UNIVERSITY	184	184	105	79	-	-	-	-	-	-	-	-	-
VENNARO COLLEGE	26	26	14	12	-	-	-	-	-	-	-	-	-
WARTBURG COLLEGE	306	306	168	138	-	-	-	-	-	-	-	-	-
WARTBURG THEOLOGICAL SEM	49	-	-	-	47	47	-	2	2	-	-	-	-
WESTMAR COLLEGE	256	256	139	117	-	-	-	-	-	-	-	-	-
WILLIAM PENN COLLEGE	209	209	129	80	-	-	-	-	-	-	-	-	-
KANSAS	14,985	11,523	6,722	4,801	366	353	13	2,765	1,786	979	331	295	36
BAKER UNIVERSITY	230	230	145	85	-	-	-	-	-	-	-	-	-
BETHANY COLLEGE	99	99	60	39	-	-	-	-	-	-	-	-	-
BETHEL COLLEGE	111	111	68	43	-	-	-	-	-	-	-	-	-
CENTRAL BAPT THEOL SEM	20	-	-	-	18	18	-	2	1	1	-	-	-
COLLEGE OF EMPORIA	150	150	110	40	-	-	-	-	-	-	-	-	-
FORT HAYS KANS STATE COL	1,110	882	515	367	-	-	-	228	145	83	-	-	-
FRIENOS BIBLE COLLEGE	7	7	6	1	-	-	-	-	-	-	-	-	-
FRIENDS UNIVERSITY	104	104	52	52	-	-	-	-	-	-	-	-	-
KANS ST COL OF PITTSBURG	1,400	1,038	649	389	-	-	-	362	241	121	-	-	-
KANS ST TCHRS CUL EMPORIA	1,878	1,244	652	592	-	-	-	634	376	258	-	-	-
KANSAS ST U AG & APP SCI	2,528	1,971	1,256	715	76	70	6	384	308	76	97	86	11
KANSAS WESLEYAN UNIV	131	131	88	43	-	-	-	-	-	-	-	-	-
MANHATTAN BIBLE COLLEGE	11	11	7	4	-	-	-	-	-	-	-	-	-
MARYMOUNT COLLEGE	90	90	9	81	-	-	-	-	-	-	-	-	-
MCPHERSON COLLEGE	174	174	112	62	-	-	-	-	-	-	-	-	-
MIDWEST INST OF BUS ADMIN	7	7	7	-	-	-	-	-	-	-	-	-	-
MILTONVALE WESLEYAN COL	5	5	5	-	-	-	-	-	-	-	-	-	-
MOUNT ST SCHOLASTICA COL	141	141	-	141	-	-	-	-	-	-	-	-	-
OTTAWA UNIVERSITY	187	187	104	83	-	-	-	-	-	-	-	-	-
SACRED HEART COLLEGE	71	71	17	54	-	-	-	-	-	-	-	-	-
ST BENEDICTS COLLEGE	251	251	251	-	-	-	-	-	-	-	-	-	-
ST MARY COLLEGE	135	120	-	120	-	-	-	15	-	15	-	-	-
ST MARY OF THE PLAINS COL	138	138	81	57	-	-	-	-	-	-	-	-	-
SOUTHWESTERN COLLEGE	142	142	69	73	-	-	-	-	-	-	-	-	-
STERLING COLLEGE	148	148	72	76	-	-	-	-	-	-	-	-	-
TABOR COLLEGE	60	60	31	29	-	-	-	-	-	-	-	-	-
UNIVERSITY OF KANSAS	3,586	2,419	1,368	1,051	189	182	7	745	465	280	233	208	25
WASHBURN UNIV OF TOPEKA	645	520	318	202	83	83	-	42	11	31	-	-	-
WICHITA STATE UNIVERSITY	1,426	1,072	670	402	-	-	-	353	239	114	1	1	-
KENTUCKY	14,504	11,397	6,180	5,217	760	742	18	2,192	1,202	990	155	141	14
ASBURY COLLEGE	209	209	107	102	-	-	-	-	-	-	-	-	-
ASBURY THEOLOGICAL SEM	104	-	-	-	88	88	-	16	9	7	-	-	-
BELLARMIN-URSULIN ALL CAM	361	361	282	79	-	-	-	-	-	-	-	-	-
BEREA COLLEGE	328	328	163	165	-	-	-	-	-	-	-	-	-
BRESCIA COLLEGE	165	165	63	102	-	-	-	-	-	-	-	-	-

TABLE 3.--BACHELOR'S AND HIGHER DEGREES CONFERRED IN INSTITUTIONS OF HIGHER EDUCATION, BY LEVEL OF DEGREE, SEX OF STUDENT, STATE OR OTHER AREA, AND INSTITUTION: AGGREGATE UNITED STATES, 1968-69 - CONTINUED

STATE OR OTHER AREA AND INSTITUTION	TOTAL ALL DEGREES	BACHELOR'S DEGREES REQUIRING 4 OR 5 YEARS			FIRST-PROFESSIONAL DEGREES REQUIRING AT LEAST 6 YEARS			MASTER'S DEGREES			DOCTOR'S DEGREES (PH.D., ED.D., ETC.)		
		TOTAL	MEN	WOMEN	TOTAL	MEN	WOMEN	TOTAL	MEN	WOMEN	TOTAL	MEN	WOMEN
1	2	3	4	5	6	7	8	9	10	11	12	13	14
KENTUCKY - CONTINUED													
CAMPBELLVILLE COLLEGE	151	151	67	84	-	-	-	-	-	-	-	-	-
CATHERINE SPALDING COL	277	197	2	195	-	-	-	80	17	63	-	-	-
CENTRE COL OF KENTUCKY	157	157	87	70	-	-	-	-	-	-	-	-	-
CUMBERLAND COLLEGE	340	340	186	154	-	-	-	-	-	-	-	-	-
ESTRN KENTUCKY UNIVERSITY	1,586	1,383	768	615	-	-	-	203	122	81	-	-	-
GEORGETOWN COLLEGE	282	250	105	145	-	-	-	32	17	15	-	-	-
KENTUCKY CHRISTIAN COL	30	30	23	7	-	-	-	-	-	-	-	-	-
KENTUCKY SOUTHERN COLLEGE	76	76	22	54	-	-	-	-	-	-	-	-	-
KENTUCKY STATE COLLEGE	170	170	82	88	-	-	-	-	-	-	-	-	-
KENTUCKY WESLEYAN COLLEGE	184	184	96	88	-	-	-	-	-	-	-	-	-
LEXINGTON THEOL SEM	30	-	-	-	27	26	1	3	2	1	-	-	-
LOUISVLE PRESB THEOL SEM	38	-	-	-	35	35	-	3	3	-	-	-	-
MOREHEAD STATE UNIVERSITY	1,151	999	553	446	-	-	-	152	69	63	-	-	-
MURRAY STATE UNIVERSITY	1,526	1,227	690	537	-	-	-	299	178	121	-	-	-
NAZARETH COL OF KENTUCKY	85	85	1	84	-	-	-	-	-	-	-	-	-
PIKEVILLE COLLEGE	224	224	94	130	-	-	-	-	-	-	-	-	-
ST MARYS COLLEGE	27	27	27	-	-	-	-	-	-	-	-	-	-
SOUTHERN BAPTIST THEO SEM	217	-	-	-	121	118	3	85	55	30	11	11	-
THOMAS MORE COLLEGE	221	221	124	97	-	-	-	-	-	-	-	-	-
TRANSLVANIA COLLEGE	185	185	93	92	-	-	-	-	-	-	-	-	-
UNION COLLEGE	216	157	107	50	-	-	-	59	28	31	-	-	-
UNIV KY MAIN CAMPUS	3,142	2,184	1,154	1,030	240	231	9	595	322	273	123	114	9
UNIVERSITY OF LOUISVILLE	1,398	822	561	261	249	244	5	306	161	145	21	16	5
WSTRN KENTUCKY UNIVERSITY	1,624	1,265	723	542	-	-	-	359	199	160	-	-	-
LOUISIANA	16,006	12,075	6,369	5,706	771	739	32	2,850	1,616	1,234	310	262	48
CENTENARY COLLEGE	202	202	110	92	-	-	-	-	-	-	-	-	-
OILARIO UNIVERSITY	182	182	71	111	-	-	-	-	-	-	-	-	-
FRANCIS T NICHOLLS ST COL	464	370	176	194	-	-	-	94	66	28	-	-	-
GRAMBLING COLLEGE	592	592	197	395	-	-	-	-	-	-	-	-	-
LOUISIANA COLLEGE	164	164	76	88	-	-	-	-	-	-	-	-	-
LOUISIANA POLY INSTITUTE	1,253	1,022	639	383	-	-	-	231	126	105	-	-	-
LA ST U BATON ROUGE	3,384	2,332	1,378	954	141	134	7	747	476	271	164	147	17
LA ST U MED CTR N ORLEANS	157	28	-	28	120	108	12	4	1	3	5	5	-
LA ST U NEW ORLEANS	700	584	314	270	-	-	-	107	53	54	9	8	1
LOYOLA UNIVERSITY	754	395	227	168	183	179	4	176	95	81	-	-	-
MCNEESE STATE COLLEGE	612	509	242	267	-	-	-	103	57	46	-	-	-
NEW ORLEANS BAPT THEO SEM	180	-	-	-	94	94	-	72	56	16	14	13	1
NTHST LOUISIANA ST COL	951	771	440	331	-	-	-	180	105	75	-	-	-
NTHWSTRN ST COL LOUISIANA	915	716	330	386	-	-	-	199	94	105	-	-	-
NOTRE DAME SEMINARY	38	22	22	-	7	7	-	9	9	-	-	-	-
OUR LADY HOLY CROSS COL	14	14	1	13	-	-	-	-	-	-	-	-	-
ST JOSEPH SEMINARY	22	22	22	-	-	-	-	-	-	-	-	-	-
ST MARYS DOMINICAN COL	122	122	-	122	-	-	-	-	-	-	-	-	-
STHESTRN LOUISIANA COL	733	684	392	292	-	-	-	49	27	22	-	-	-
SOUTHERN UNIV & A & M COL	1,496	1,191	474	717	6	5	1	299	111	188	-	-	-
TULANE UNIV OF LOUISIANA	1,646	852	543	309	220	212	8	456	272	184	118	89	29
UNIV STRNSTRN LOUISIANA	1,235	1,127	644	483	-	-	-	108	63	45	-	-	-
XAVIER UNIVERSITY OF LA	190	174	71	103	-	-	-	16	5	11	-	-	-
MAINE	4,445	3,797	2,240	1,557	45	44	1	587	360	227	16	15	1
BANGOR THEOLOGICAL SEM	33	17	14	3	16	15	1	-	-	-	-	-	-
BATES COLLEGE	215	215	125	90	-	-	-	-	-	-	-	-	-
BOWDOIN COLLEGE	229	212	212	-	-	-	-	17	14	3	-	-	-
COLBY COLLEGE	357	333	188	145	-	-	-	24	21	3	-	-	-
HUSSON COLLEGE	225	225	192	33	-	-	-	-	-	-	-	-	-
MAINE MARITIME ACADEMY	118	118	118	-	-	-	-	-	-	-	-	-	-
MASSON COLLEGE	144	144	87	57	-	-	-	-	-	-	-	-	-
NORTHERN CONS OF MUSIC	13	13	6	7	-	-	-	-	-	-	-	-	-
RICKER COLLEGE	79	79	67	12	-	-	-	-	-	-	-	-	-
ST FRANCIS COLLEGE	96	96	96	-	-	-	-	-	-	-	-	-	-
ST JOSEPHS COLLEGE	85	85	-	85	-	-	-	-	-	-	-	-	-
THOMAS COLLEGE	57	57	43	14	-	-	-	-	-	-	-	-	-
UNIV MAINE ALL CAMPUSES	2,793	2,292	1,092	1,110	29	29	-	546	325	221	16	15	1
WESTBROOK JUNIOR COLLEGE	1	1	-	1	-	-	-	-	-	-	-	-	-
MARYLAND	14,993	11,219	6,295	4,924	776	747	29	2,498	1,381	1,117	500	429	71

TABLE 3.—BACHELOR'S AND HIGHER DEGREES CONFERRED IN INSTITUTIONS OF HIGHER EDUCATION, BY LEVEL OF DEGREE, SEX OF STUDENT, STATE OR OTHER AREA, AND INSTITUTION: AGGREGATE UNITED STATES, 1968-69 - CONTINUED

STATE OR OTHER AREA AND INSTITUTION	TOTAL ALL DEGREES	BACHELOR'S DEGREES REQUIRING 4 OR 5 YEARS			FIRST-PROFESSIONAL DEGREES REQUIRING AT LEAST 6 YEARS			MASTER'S DEGREES			DOCTOR'S DEGREES (PH.D., ED.D., ETC.)		
		TOTAL	MEN	WOMEN	TOTAL	MEN	WOMEN	TOTAL	MEN	WOMEN	TOTAL	MEN	WOMEN
1	2	3	4	5	6	7	8	9	10	11	12	13	14
MARYLAND - CONTINUED													
BALTIMORE COL OF COMMERCE	164	164	153	11	-	-	-	-	-	-	-	-	-
BALTIMORE HEBREN COLLEGE	2	2	1	1	-	-	-	-	-	-	-	-	-
BOHIE STATE COLLEGE	105	105	38	67	-	-	-	-	-	-	-	-	-
COL OF NOTRE DAME OF MD	225	225	-	225	-	-	-	-	-	-	-	-	-
COLUMBIA UNION COLLEGE	206	206	104	102	-	-	-	-	-	-	-	-	-
COPPIN STATE COLLEGE	106	98	16	82	-	-	-	8	4	4	-	-	-
EASTERN COLLEGE 2/	147	32	29	3	115	110	3	-	-	-	-	-	-
FROSTBURG STATE COLLEGE	397	318	142	176	-	-	-	79	56	23	-	-	-
GOUCHER COLLEGE	243	212	-	212	-	-	-	31	1	30	-	-	-
HOOD COLLEGE	207	207	-	207	-	-	-	-	-	-	-	-	-
JOHNS HOPKINS U ALL CAM	1,696	698	658	40	91	88	3	706	439	267	201	169	32
LOYOLA COLLEGE	585	441	393	48	-	-	-	144	74	70	-	-	-
MARYLAND INST COL OF ART	194	162	107	55	-	-	-	32	26	6	-	-	-
MORGAN STATE COLLEGE	642	563	232	331	-	-	-	79	38	41	-	-	-
MOUNT ST AGNES COLLEGE	104	104	-	104	-	-	-	-	-	-	-	-	-
MOUNT ST MARYS COLLEGE	206	206	193	13	-	-	-	-	-	-	-	-	-
NER ISRAEL RABBINICAL COL	27	12	12	-	10	10	-	3	3	-	2	2	-
PEABODY CONS OF MUSIC	79	53	32	21	-	-	-	24	13	11	2	2	-
ST JOHNS COL MAIN CAMPUS	41	41	23	18	-	-	-	-	-	-	-	-	-
ST JOHNS COL SANTA FE N M	28	28	19	9	-	-	-	-	-	-	-	-	-
ST JOSEPH COLLEGE	151	151	-	151	-	-	-	-	-	-	-	-	-
ST MARYS SEM & U MAIN CAM	108	86	86	-	15	15	-	7	7	-	-	-	-
SALISBURY STATE COLLEGE	141	139	39	100	-	-	-	2	1	1	-	-	-
TOWSON STATE COLLEGE	1,114	1,006	380	626	-	-	-	108	57	51	-	-	-
UNIVERSITY OF BALTIMORE	796	660	637	23	136	135	1	-	-	-	-	-	-
UNIV MD MAIN CAMPUS	6,716	4,825	2,753	2,072	380	358	22	1,216	620	596	295	256	39
UNIV OF MARYLAND ST COL	121	121	66	55	-	-	-	-	-	-	-	-	-
WASHINGTON COLLEGE	172	172	94	78	-	-	-	-	-	-	-	-	-
WESTERN MARYLAND COLLEGE	233	182	88	94	-	-	-	51	34	17	-	-	-
WOODSTOCK COLLEGE	37	-	-	-	29	29	-	8	8	-	-	-	-
MASSACHUSETTS													
AMERICAN INTERNATL COL	602	548	343	205	-	-	-	54	35	19	-	-	-
AMHERST COLLEGE	301	301	301	-	-	-	-	-	-	-	-	-	-
ANDOVER NEWTON THEOL SCH	91	-	-	-	52	49	3	39	34	5	-	-	-
ANNA MARIA COL FOR WOMEN	175	175	-	175	-	-	-	-	-	-	-	-	-
ASSUMPTION COLLEGE	291	144	133	11	-	-	-	147	84	63	-	-	-
ATLANTIC UNION COLLEGE	112	112	66	46	-	-	-	-	-	-	-	-	-
AUGUSTINIAN COL HERMAC VLY	412	412	264	148	-	-	-	-	-	-	-	-	-
BABSON INST OF BUS ADMIN	231	133	133	-	-	-	-	98	97	1	-	-	-
BENTLEY COLLEGE ACC & FIN	335	335	322	13	-	-	-	-	-	-	-	-	-
BERKSHIRE CHRISTIAN COL	30	30	14	16	-	-	-	-	-	-	-	-	-
BOSTON COLLEGE	2,228	1,434	1,124	310	186	180	6	580	280	300	28	24	4
BOSTON CONS OF MUSIC	78	56	25	31	-	-	-	22	13	9	-	-	-
BOSTON UNIVERSITY	5,186	3,239	1,282	1,957	333	308	25	1,406	603	803	208	162	46
BRANDEIS UNIVERSITY	735	539	296	243	-	-	-	114	81	33	82	63	19
CARDINAL CUSHING COL INC	69	69	-	69	-	-	-	-	-	-	-	-	-
CLARK UNIVERSITY	428	339	212	127	-	-	-	71	47	24	18	17	1
COL OF THE HOLY CROSS	510	510	504	6	-	-	-	-	-	-	-	-	-
COL OF OUR LADY OF ELMS	187	187	-	187	-	-	-	-	-	-	-	-	-
CURRY COLLEGE	172	172	126	46	-	-	-	-	-	-	-	-	-
EASTERN NAZARENE COLLEGE	149	144	78	66	-	-	-	5	3	2	-	-	-
EMERSON COLLEGE	291	242	93	149	-	-	-	49	23	26	-	-	-
EMMANUEL COLLEGE	470	451	-	451	-	-	-	19	3	16	-	-	-
EPISCOPAL THEOL SCHOOL	38	-	-	-	38	35	3	-	-	-	-	-	-
GORDON COLLEGE	222	156	73	83	2	2	-	64	56	8	-	-	-
HARVARD UNIVERSITY	4,470	1,437	1,170	267	723	683	40	1,756	1,462	294	554	447	107
HEBREW TCHRS COLLEGE	26	25	13	12	-	-	-	1	1	-	-	-	-
HELLENIC COLLEGE	26	16	16	-	10	10	-	-	-	-	-	-	-
LESLEY COLLEGE	145	127	-	127	-	-	-	18	-	18	-	-	-
LOWELL TECHNOLOGICAL INST	438	407	396	11	-	-	-	31	30	1	-	-	-
MASS COL OF OPTOMETRY	40	-	-	-	40	40	-	-	-	-	-	-	-
MASS COL OF PHARMACY	111	98	86	12	-	-	-	9	7	2	4	3	1
MASS INST OF TECHNOLOGY	2,148	808	757	51	-	-	-	926	894	32	414	404	10
MASSACHUSETTS COL OF ART	95	95	43	52	-	-	-	-	-	-	-	-	-
MASS MARITIME ACADEMY	61	61	61	-	-	-	-	-	-	-	-	-	-
NORTH ADAMS STATE COL	160	122	58	64	-	-	-	38	18	20	-	-	-

2/ LAW DEGREES BASED ON A TOTAL OF LESS THAN 6 YEARS ARE COUNTED AS FIRST-PROFESSIONAL.

TABLE 3.—BACHELOR'S AND HIGHER DEGREES CONFERRED IN INSTITUTIONS OF HIGHER EDUCATION, BY LEVEL OF DEGREE, SEX OF STUDENT, STATE OR OTHER AREA, AND INSTITUTION: AGGREGATE UNITED STATES, 1968-69 - CONTINUED

STATE OR OTHER AREA AND INSTITUTION	TOTAL, ALL DEGREES	BACHELOR'S DEGREES REQUIRING 4 OR 5 YEARS			FIRST-PROFESSIONAL DEGREES REQUIRING AT LEAST 6 YEARS			MASTER'S DEGREES			DOCTOR'S DEGREES (PH.D., ED.D., ETC.)		
		TOTAL	MEN	WOMEN	TOTAL	MEN	WOMEN	TOTAL	MEN	WOMEN	TOTAL	MEN	WOMEN
1	2	3	4	5	6	7	8	9	10	11	12	13	14
MASSACHUSETTS - CONTINUED													
STATE COL AT BOSTON	1,344	1,024	467	557	-	-	-	320	187	133	-	-	-
STATE COL AT BRIDGEWATER	657	583	177	406	-	-	-	74	48	26	-	-	-
STATE COL AT FITCHBURG	414	353	140	205	-	-	-	61	28	33	-	-	-
STATE COL AT FRAMINGHAM	330	285	11	274	-	-	-	45	19	26	-	-	-
STATE COL AT LOWELL	335	295	69	226	-	-	-	40	20	20	-	-	-
STATE COL AT SALEM	952	705	215	490	-	-	-	247	129	118	-	-	-
STATE COL AT WESTFIELD	405	314	91	223	-	-	-	91	61	30	-	-	-
STATE COL AT WORCESTER	510	356	105	251	-	-	-	154	87	67	-	-	-
MOUNT ALVERNIA COLLEGE	9	9	-	9	-	-	-	-	-	-	-	-	-
MOUNT HOLYOKE COLLEGE	439	421	-	421	-	-	-	18	-	18	-	-	-
NEW ENG CONS OF MUSIC	132	68	25	43	-	-	-	64	32	32	-	-	-
NEWTON COL SACRED HEART	180	180	-	180	-	-	-	-	-	-	-	-	-
NICHOLS COL OF BUS ADM	145	145	145	-	-	-	-	-	-	-	-	-	-
NORTHEASTERN UNIVERSITY	3,431	2,373	1,982	391	-	-	-	1,043	833	210	15	14	1
REGIS COLLEGE	307	307	-	307	-	-	-	-	-	-	-	-	-
ST HYACINTH COL & SEM	7	7	7	-	-	-	-	-	-	-	-	-	-
ST JOHNS SEMINARY	107	50	50	-	57	57	-	-	-	-	-	-	-
ST STEPHENS COLLEGE	20	17	17	-	-	-	-	3	3	-	-	-	-
SCH OF MUSEUM FINE ARTS	101	81	38	43	-	-	-	20	12	8	-	-	-
SIMMONS COLLEGE	649	343	-	343	-	-	-	306	30	276	-	-	-
SMITH COLLEGE	605	548	-	548	-	-	-	134	16	118	3	1	2
STHEASTRN MASS TECH INST	518	509	365	144	-	-	-	9	8	1	-	-	-
SPRINGFIELD COLLEGE	614	380	252	128	-	-	-	226	163	63	8	6	2
STONEHILL COLLEGE	284	284	166	118	-	-	-	-	-	-	-	-	-
SUFFOLK UNIV ALL CAMPUSES	908	428	348	80	346	346	3	134	119	15	-	-	-
SWAIN SCHOOL OF DESIGN	19	19	12	7	-	-	-	-	-	-	-	-	-
TUFTS UNIVERSITY	1,451	788	465	323	207	197	10	416	223	193	40	36	4
UNIV MASS AMHERST CAMPUS	3,298	2,538	1,381	1,157	-	-	-	639	446	193	121	108	13
UNIV MASS BOSTON CAMPUS	512	512	289	223	-	-	-	-	-	-	-	-	-
WELLESLEY COLLEGE	411	407	-	407	-	-	-	4	-	4	-	-	-
WESTERN NEW ENGLAND COL	291	193	188	5	15	14	1	83	82	1	-	-	-
WHEATON COLLEGE	231	231	-	231	-	-	-	-	-	-	-	-	-
WHELOCK COLLEGE	195	127	-	127	-	-	-	68	3	65	-	-	-
WILLIAMS COLLEGE	309	285	285	-	-	-	-	24	24	-	-	-	-
WORCESTER POLY INSTITUTE	387	315	315	-	-	-	-	58	58	-	14	14	-
MICHIGAN													
AORIAN COLLEGE	278	278	145	133	-	-	-	-	-	-	-	-	-
ALBION COLLEGE	337	337	192	145	-	-	-	-	-	-	-	-	-
ALMA COLLEGE	256	256	122	134	-	-	-	-	-	-	-	-	-
ANDREWS UNIVERSITY	490	273	156	117	79	79	-	138	91	47	-	-	-
AQUINAS COLLEGE	218	214	104	110	-	-	-	4	-	4	-	-	-
CALVIN COLLEGE	584	584	317	267	-	-	-	-	-	-	-	-	-
CALVIN THEOLOGICAL SEM	70	-	-	-	65	65	-	5	5	-	-	-	-
CENTRAL MICHIGAN UNIV	2,444	1,905	862	1,043	-	-	-	539	405	134	-	-	-
CLEARY COLLEGE	75	75	75	-	-	-	-	-	-	-	-	-	-
CRANBROOK ACADEMY OF ART	54	6	5	1	-	-	-	48	35	13	-	-	-
DETROIT BIBLE COLLEGE	25	29	21	8	-	-	-	-	-	-	-	-	-
DETROIT COL OF BUSINESS	106	106	103	3	-	-	-	-	-	-	-	-	-
DETROIT COLLEGE OF LAW	129	-	-	-	129	127	2	-	-	-	-	-	-
DETROIT INSTITUTE OF TECH	177	177	164	13	-	-	-	-	-	-	-	-	-
DUNS SCOTUS COLLEGE	10	10	10	-	-	-	-	-	-	-	-	-	-
EASTERN MICHIGAN UNIV	3,250	1,987	968	1,019	-	-	-	1,263	757	506	-	-	-
FERRIS STATE COLLEGE	647	647	601	46	-	-	-	-	-	-	-	-	-
GENERAL MOTORS INSTITUTE	501	501	501	-	-	-	-	-	-	-	-	-	-
GRACE BIBLE COLLEGE	4	4	4	-	-	-	-	-	-	-	-	-	-
GRND RPOS BAPT COL & SEM	51	38	23	15	13	13	-	-	-	-	-	-	-
GRAND VALLEY STATE COL	309	309	163	146	-	-	-	-	-	-	-	-	-
HILLSDALE COLLEGE	259	259	145	114	-	-	-	-	-	-	-	-	-
HOPE COLLEGE	360	360	181	179	-	-	-	-	-	-	-	-	-
KALAMAZOO COLLEGE	233	233	135	98	-	-	-	-	-	-	-	-	-
LAWRENCE INST TECHNOLOGY	270	270	269	1	-	-	-	-	-	-	-	-	-
MADONNA COLLEGE	67	67	-	67	-	-	-	-	-	-	-	-	-
MARYGLADE COLLEGE	7	7	7	-	-	-	-	-	-	-	-	-	-
MARYGROVE COLLEGE	303	226	-	226	-	-	-	77	3	74	-	-	-
MERCY COLLEGE OF DETROIT	201	201	8	193	-	-	-	-	-	-	-	-	-
MICHIGAN LUTHERAN COLLEGE	21	21	15	6	-	-	-	-	-	-	-	-	-

TABLE 3--BACHELOR'S AND HIGHER DEGREES CONFERRED IN INSTITUTIONS OF HIGHER EDUCATION, BY LEVEL OF DEGREE, SEX OF STUDENT, STATE OR OTHER AREA, AND INSTITUTION: AGGREGATE UNITED STATES, 1968-69 - CONTINUED

STATE OR OTHER AREA AND INSTITUTION	TOTAL, ALL DEGREES	BACHELOR'S DEGREES REQUIRING 4 OR 5 YEARS			FIRST-PROFESSIONAL DEGREES REQUIRING AT LEAST 6 YEAR*			MASTER'S DEGREES			DOCTOR'S DEGREES (PH.D., ED.D., ETC.)		
		TOTAL	MEN	WOMEN	TOTAL	MEN	WOMEN	TOTAL	MEN	WOMEN	TOTAL	MEN	WOMEN
1	2	3	4	5	6	7	8	9	10	11	12	13	14
MICHIGAN	- CONTINUED												
MICH ST UNIV ALL CAMPUSES	9,739	6,505	3,595	2,910	89	78	11	2,615	1,793	822	530	472	58
MICH TECH U MAIN CAMPUS	679	603	580	23	-	-	-	72	71	1	4	4	-
MICH TEC U LK SUP ST COL	68	68	57	11	-	-	-	-	-	-	-	-	-
NAZARETH COLLEGE	88	88	-	88	-	-	-	-	-	-	-	-	-
NORTHERN MICHIGAN UNIV	1,214	1,012	596	416	-	-	-	202	130	72	-	-	-
OAKLAND UNIVERSITY	614	569	286	283	-	-	-	45	24	21	-	-	-
OLIVET COLLEGE	150	150	95	57	-	-	-	-	-	-	-	-	-
OMOSSO COLLEGE	22	22	14	8	-	-	-	-	-	-	-	-	-
SACRED HEART SEMINARY	33	33	33	-	-	-	-	-	-	-	-	-	-
SAGINAW VALLEY COLLEGE	60	60	34	26	-	-	-	-	-	-	-	-	-
ST MARYS COLLEGE	16	16	16	-	-	-	-	-	-	-	-	-	-
SIENA HEIGHTS COLLEGE	204	177	-	177	-	-	-	27	-	27	-	-	-
SOCIETY OF ARTS & CRAFTS	4	4	4	-	-	-	-	-	-	-	-	-	-
SPRING ARBOR COLLEGE	88	88	46	42	-	-	-	-	-	-	-	-	-
UNIVERSITY OF DETROIT	1,643	997	733	264	150	146	4	492	299	193	4	4	-
UNIVERSITY OF MICHIGAN	9,354	4,695	2,431	2,264	612	580	32	3,420	2,022	1,398	627	543	84
WAYNE STATE UNIVERSITY	5,891	3,487	1,817	1,670	345	323	22	1,871	1,034	837	188	153	35
WESTERN MICHIGAN UNIV	4,866	3,799	1,912	1,887	-	-	-	1,065	676	389	2	1	1
WESTERN THEOLOGICAL SEM	37	-	-	-	28	28	-	9	9	-	-	-	-
MINNESOTA	20,532	16,807	9,321	7,486	730	715	15	2,511	1,788	723	484	430	54
AUGSBURG COLLEGE	254	294	143	151	-	-	-	-	-	-	-	-	-
BEMIDJI STATE COLLEGE	789	733	429	304	-	-	-	56	43	13	-	-	-
BETHEL COLLEGE & SEMINARY	226	193	92	101	30	30	-	3	2	1	-	-	-
CARLETON COLLEGE	301	301	182	119	-	-	-	-	-	-	-	-	-
COLLEGE OF ST BENEDICT	112	112	-	112	-	-	-	-	-	-	-	-	-
COLLEGE OF ST CATHERINE	327	327	-	327	-	-	-	-	-	-	-	-	-
COLLEGE OF ST SCHOLASTICA	143	143	-	143	-	-	-	-	-	-	-	-	-
COLLEGE OF ST TERESA	249	249	-	249	-	-	-	-	-	-	-	-	-
COLLEGE OF ST THOMAS	523	374	374	-	-	-	-	149	87	62	-	-	-
CONCORDIA COL MOORHEAD	437	437	201	236	-	-	-	-	-	-	-	-	-
CONCORDIA COL ST PAUL	136	136	58	78	-	-	-	-	-	-	-	-	-
DR MARTIN LUTHER COL	170	170	48	122	-	-	-	-	-	-	-	-	-
GUSTAVUS ADULPHUS COLLEGE	367	367	173	194	-	-	-	-	-	-	-	-	-
HAMLIN UNIVERSITY	270	270	113	157	-	-	-	-	-	-	-	-	-
LEA COLLEGE	16	16	14	2	-	-	-	-	-	-	-	-	-
LUTHER THEOLOGICAL SEM	108	-	-	-	99	96	3	9	9	-	-	-	-
MACALESTER COLLEGE	432	428	226	202	-	-	-	4	1	3	-	-	-
MANKATO STATE COLLEGE	2,175	1,923	1,105	818	-	-	-	252	187	65	-	-	-
MINNEAPOLIS SCHOOL OF ART	56	56	29	27	-	-	-	-	-	-	-	-	-
MINN BIBLE COLLEGE	21	21	13	8	-	-	-	-	-	-	-	-	-
MOORHEAD STATE COLLEGE	875	837	414	423	-	-	-	42	24	18	-	-	-
NORTH CENTRAL BIBLE COL	55	59	41	18	-	-	-	-	-	-	-	-	-
NORTHWESTERN LUTH THEO SEM	29	-	-	-	27	27	-	2	2	-	-	-	-
ST CLOUD STATE COLLEGE	1,494	1,254	687	567	-	-	-	240	197	43	-	-	-
ST JOHNS UNIVERSITY	321	296	296	-	5	5	-	20	9	11	-	-	-
ST MARYS COLLEGE	300	232	231	1	-	-	-	68	49	19	-	-	-
ST OLAF COLLEGE	546	546	279	267	-	-	-	-	-	-	-	-	-
ST PAUL BIBLE COLLEGE	31	31	20	11	-	-	-	-	-	-	-	-	-
ST PAUL SEMINARY	35	35	35	-	-	-	-	-	-	-	-	-	-
UNITED THEOLOGICAL SEM	15	-	-	-	15	15	-	-	-	-	-	-	-
U OF MINN DULUTH	895	899	527	372	-	-	-	-	-	-	-	-	-
U OF MINN MNPLZ ST PAUL	7,729	5,300	3,163	2,137	481	469	12	1,464	1,014	450	484	430	54
U OF MINN MORRIS	185	185	106	79	-	-	-	-	-	-	-	-	-
WM MITCHELL COL LAW	73	-	-	-	73	73	-	-	-	-	-	-	-
WINONA STATE COLLEGE	785	583	322	261	-	-	-	202	164	38	-	-	-
MISSISSIPPI	9,378	7,595	3,892	3,703	205	198	7	1,408	769	639	170	136	34
ALCORN A & M COLLEGE	336	336	110	226	-	-	-	-	-	-	-	-	-
BELHAVEN COLLEGE	94	94	36	58	-	-	-	-	-	-	-	-	-
BLUE MOUNTAIN COLLEGE	81	81	1	80	-	-	-	-	-	-	-	-	-
DELTA STATE COLLEGE	557	498	251	247	-	-	-	59	26	33	-	-	-
JACKSON STATE COLLEGE	456	442	171	271	-	-	-	14	10	4	-	-	-
MILLSAPS COLLEGE	184	184	89	95	-	-	-	-	-	-	-	-	-
MISSISSIPPI COLLEGE	516	404	225	179	-	-	-	112	46	66	-	-	-
MISSISSIPPI INDUS COLLEGE	74	74	21	53	-	-	-	-	-	-	-	-	-
MISS STATE COL FOR WOMEN	527	500	-	500	-	-	-	27	-	27	-	-	-
MISSISSIPPI STATE UNIV	2,007	1,547	1,151	396	-	-	-	420	315	105	40	40	-

TABLE 3.--BACHELOR'S AND HIGHER DEGREES CONFERRED IN INSTITUTIONS OF HIGHER EDUCATION, BY LEVEL OF DEGREE, SEX OF STUDENT, STATE OR OTHER AREA, AND INSTITUTION: AGGREGATE UNITED STATES, 1968-69 - CONTINUED

STATE OR OTHER AREA AND INSTITUTION	TOTAL, ALL DEGREES	BACHELOR'S DEGREES REQUIRING 4 OR 5 YEARS			FIRST-PROFESSIONAL DEGREES REQUIRING AT LEAST 6 YEARS			MASTER'S DEGREES			DOCTOR'S DEGREES (PH.D., ED.D., ETC.)		
		TOTAL	MEN	WOMEN	TOTAL	MEN	WOMEN	TOTAL	MEN	WOMEN	TOTAL	MEN	WOMEN
1	2	3	4	5	6	7	8	9	10	11	12	13	14
MISSISSIPPI - CONTINUED													
MISS VALLEY STATE COLLEGE	354	354	110	244	-	-	-	-	-	-	-	-	-
RUST COLLEGE	111	111	30	81	-	-	-	-	-	-	-	-	-
TOUGALOO COLLEGE	139	139	66	73	-	-	-	-	-	-	-	-	-
UNIV MISS MAIN CAMPUS	1,757	1,129	691	438	130	129	1	446	212	234	52	43	9
UNIV MISS MEDICAL CTR	127	25	1	24	75	69	6	9	6	3	18	13	5
UNIV OF STRN MISSISSIPPI	1,886	1,505	835	670	-	-	-	321	154	167	60	40	20
WHITWORTH COLLEGE	20	20	7	13	-	-	-	-	-	-	-	-	-
WILLIAM CAREY COLLEGE	152	152	97	55	-	-	-	-	-	-	-	-	-
MISSOURI	23,775	17,353	10,006	7,347	1,245	1,218	27	4,670	3,028	1,642	507	432	75
AVILA COLLEGE	70	70	1	69	-	-	-	-	-	-	-	-	-
CALVARY BIBLE COLLEGE	71	66	45	21	-	-	-	5	4	1	-	-	-
CARDINAL GLENNON COLLEGE	32	32	32	-	-	-	-	-	-	-	-	-	-
CENTRAL BIBLE COLLEGE	112	110	77	33	-	-	-	2	2	-	-	-	-
CENTRAL METHODIST COLLEGE	205	205	106	99	-	-	-	-	-	-	-	-	-
CENTRAL MO ST COL ALL CAM	1,685	1,363	741	622	-	-	-	322	194	128	-	-	-
CONCORDIA SEMINARY	190	-	-	-	155	155	-	30	26	4	5	5	-
CULVER STOCKTON COLLEGE	201	201	126	75	-	-	-	-	-	-	-	-	-
DRURY COLLEGE	356	258	139	119	-	-	-	98	47	51	-	-	-
EDEN THEOLOGICAL SEMINARY	78	-	-	-	32	29	3	46	43	3	-	-	-
EVANGEL COLLEGE	136	136	76	60	-	-	-	-	-	-	-	-	-
FONTBONNE COLLEGE	222	222	-	222	-	-	-	-	-	-	-	-	-
HARRIS TEACHERS COLLEGE	181	181	55	126	-	-	-	-	-	-	-	-	-
IMMAC CONCEPTION SEMINARY	53	40	40	-	5	5	-	8	8	-	-	-	-
KANSAS CITY ART INSTITUTE	89	89	70	19	-	-	-	-	-	-	-	-	-
KANS CITY COL OSTEOPATHY	98	-	-	-	98	97	1	-	-	-	-	-	-
KIRKSVILLE COL OSTEOPATHY	90	-	-	-	90	88	2	-	-	-	-	-	-
LINCOLN UNIVERSITY	276	264	138	126	-	-	-	12	7	5	-	-	-
LINDENWOOD COLLEGE	170	170	1	169	-	-	-	-	-	-	-	-	-
MARILLAC COLLEGE	69	69	-	69	-	-	-	-	-	-	-	-	-
MARYVILLE COL SACRED HEART	109	109	-	109	-	-	-	-	-	-	-	-	-
MIDWESTERN BAPT THEOL SEM	40	-	-	-	27	27	-	13	13	-	-	-	-
MISSOURI SCH OF RELIGION	6	-	-	-	4	4	-	2	2	-	-	-	-
MISSOURI SOUTHERN COLLEGE	165	169	83	86	-	-	-	-	-	-	-	-	-
MISSOURI VALLEY COLLEGE	205	205	137	68	-	-	-	-	-	-	-	-	-
NORTHEAST MISSOURI ST COL	1,429	1,105	604	501	-	-	-	324	204	120	-	-	-
NORTHWEST MISSOURI ST COL	834	771	423	348	-	-	-	63	48	15	-	-	-
NOTRE DAME COLLEGE	68	68	-	68	-	-	-	-	-	-	-	-	-
PARK COLLEGE	167	167	139	28	-	-	-	-	-	-	-	-	-
ROCKHURST COLLEGE	263	263	260	3	-	-	-	-	-	-	-	-	-
ST LOUIS COL OF PHARMACY	75	75	67	8	-	-	-	-	-	-	-	-	-
ST LOUIS INST OF MUSIC	6	4	3	1	-	-	-	2	-	2	-	-	-
ST LOUIS U ALL CAMPUSES	2,386	1,312	889	423	230	224	6	746	456	290	98	66	32
ST MARYS SEMINARY	15	15	15	-	-	-	-	-	-	-	-	-	-
ST PAULS SCH OF THEOLOGY	52	-	-	-	44	44	-	8	5	3	-	-	-
SCHOOL OF THE OZARKS	99	99	45	54	-	-	-	-	-	-	-	-	-
SOUTHEAST MISSOURI ST COL	1,069	1,008	506	502	-	-	-	61	40	21	-	-	-
SOUTHWEST BAPTIST COLLEGE	198	198	104	94	-	-	-	-	-	-	-	-	-
SOUTHWEST MISSOURI ST COL	994	971	514	457	-	-	-	23	10	13	-	-	-
STEPHENS COLLEGE	101	101	2	99	-	-	-	-	-	-	-	-	-
TARKIO COLLEGE	179	179	140	39	-	-	-	-	-	-	-	-	-
UNIV MISSOURI AT COLUMBIA	4,996	3,142	1,925	1,217	217	210	7	1,411	994	417	226	201	25
UNIV MISSOURI AT KANS CTY	1,407	768	433	335	166	162	4	460	252	208	13	13	-
UNIV MISSOURI AT ROLLA	999	738	730	8	-	-	-	233	232	1	28	28	-
UNIV MISSOURI AT ST LOUIS	841	773	442	331	-	-	-	68	40	28	-	-	-
WASHINGTON UNIVERSITY	1,977	1,038	634	404	177	173	4	625	382	243	137	119	18
WEBSTER COLLEGE	287	179	20	159	-	-	-	108	19	89	-	-	-
WESTMINSTER COLLEGE	125	125	125	-	-	-	-	-	-	-	-	-	-
WILLIAM JEWELL COLLEGE	209	209	119	90	-	-	-	-	-	-	-	-	-
WILLIAM WOODS COLLEGE	86	86	-	86	-	-	-	-	-	-	-	-	-
MONTANA	3,925	3,322	1,873	1,449	47	47	-	505	371	134	51	47	4
CARROLL COLLEGE	145	145	87	58	-	-	-	-	-	-	-	-	-
COLLEGE OF GREAT FALLS	140	140	58	82	-	-	-	-	-	-	-	-	-
EASTERN MONTANA COLLEGE	469	436	204	232	-	-	-	33	14	19	-	-	-
MONT COL MINRL SCI & TECH	53	44	44	-	-	-	-	9	9	-	-	-	-
MONTANA STATE UNIVERSITY	1,381	1,142	669	473	-	-	-	208	164	44	31	30	1

TABLE 3.—BACHELOR'S AND HIGHER DEGREES CONFERRED IN INSTITUTIONS OF HIGHER EDUCATION, BY LEVEL OF DEGREE, SEX OF STUDENT, STATE OR OTHER AREA, AND INSTITUTION: AGGREGATE UNITED STATES, 1968-69 — CONTINUED

STATE OR OTHER AREA AND INSTITUTION	TOTAL, ALL DEGREES	BACHELOR'S DEGREES REQUIRING 4 OR 5 YEARS			FIRST-PROFESSIONAL DEGREES REQUIRING AT LEAST 6 YEARS			MASTER'S DEGREES			DOCTOR'S DEGREES {PH.D., ED.D., ETC.}			
		TOTAL	MEN	WOMEN	TOTAL	MEN	WOMEN	TOTAL	MEN	WOMEN	TOTAL	MEN	WOMEN	
		1	2	3	4	5	6	7	8	9	10	11	12	13
MONTANA — CONTINUED														
NORTHERN MONTANA COLLEGE	143	143	76	67	-	-	-	-	-	-	-	-	-	-
ROCKY MOUNTAIN COLLEGE	92	92	57	35	-	-	-	-	-	-	-	-	-	-
UNIVERSITY OF MONTANA	1,267	976	576	400	47	47	-	224	167	57	20	17	3	
WESTERN MONTANA COLLEGE	235	204	102	102	-	-	-	31	17	14	-	-	-	
NEBRASKA														
	10,302	8,583	4,963	3,620	370	367	3	1,194	777	417	115	135	20	
CHADRON STATE COLLEGE	378	326	154	172	-	-	-	52	38	14	-	-	-	
COLLEGE OF ST MARY	94	94	-	94	-	-	-	-	-	-	-	-	-	
CONCORDIA TEACHERS COL	438	433	179	254	-	-	-	5	5	-	-	-	-	
CREIGHTON UNIVERSITY	903	597	344	253	171	170	1	135	72	63	-	-	-	
OMAHA COLLEGE	181	181	80	101	-	-	-	-	-	-	-	-	-	
OOANE COLLEGE	140	140	87	53	-	-	-	-	-	-	-	-	-	
GRACE BIBLE INSTITUTE	46	46	22	24	-	-	-	-	-	-	-	-	-	
HASTINGS COLLEGE	167	167	77	90	-	-	-	-	-	-	-	-	-	
HIRAM SCOTT COLLEGE	120	120	114	6	-	-	-	-	-	-	-	-	-	
JOHN F KENNEDY COLLEGE	109	109	94	15	-	-	-	-	-	-	-	-	-	
JOHN J PERSHING COLLEGE	31	31	25	6	-	-	-	-	-	-	-	-	-	
KEARNEY STATE COLLEGE	882	785	369	416	-	-	-	97	73	24	-	-	-	
MIDLAND LUTHERAN COLLEGE	168	168	83	85	-	-	-	-	-	-	-	-	-	
NEBRASKA WESLEYAN UNIV	209	209	103	106	-	-	-	-	-	-	-	-	-	
PERU STATE COLLEGE	264	264	152	112	-	-	-	-	-	-	-	-	-	
PLATTE VALLEY BIBLE COLL	7	7	6	1	-	-	-	-	-	-	-	-	-	
UNION COLLEGE	175	175	92	83	-	-	-	-	-	-	-	-	-	
UNIV NEBRASKA MAIN CAMPUS	3,673	2,653	1,521	1,132	199	197	2	666	448	218	155	135	20	
UNIV NEBRASKA AT OMAHA	1,804	1,602	1,258	344	-	-	-	202	114	88	-	-	-	
WAYNE STATE COLLEGE	513	476	203	273	-	-	-	37	27	10	-	-	-	
NEVADA														
	1,114	923	553	370	-	-	-	179	126	53	12	12	-	
NEVADA SOUTHERN UNIV	263	216	124	92	-	-	-	47	26	21	-	-	-	
UNIVERSITY OF NEVADA	851	707	429	278	-	-	-	132	100	32	12	12	-	
NEW HAMPSHIRE														
	4,529	3,942	2,596	1,346	-	-	-	532	386	146	55	49	6	
BELKNAP COLLEGE	104	104	96	8	-	-	-	-	-	-	-	-	-	
CANAAN COLLEGE	26	26	26	-	-	-	-	-	-	-	-	-	-	
COLBY JR COL FOR WOMEN	21	21	-	21	-	-	-	-	-	-	-	-	-	
DARTMOUTH COLLEGE	965	814	811	3	-	-	-	128	127	1	23	22	1	
FRANCONIA COLLEGE	14	14	10	4	-	-	-	-	-	-	-	-	-	
FRANKLIN PIERCE COLLEGE	113	113	89	24	-	-	-	-	-	-	-	-	-	
MOUNT ST MARY COLLEGE	70	70	-	70	-	-	-	-	-	-	-	-	-	
NATHANIEL HATHORNE COL	116	116	99	17	-	-	-	-	-	-	-	-	-	
NEW ENGLAND COLLEGE	134	134	92	42	-	-	-	-	-	-	-	-	-	
N H COL ACCT & COMMERCE	222	222	214	8	-	-	-	-	-	-	-	-	-	
NOTRE DAME COLLEGE	80	80	-	80	-	-	-	-	-	-	-	-	-	
RIVIER COLLEGE	206	167	-	167	-	-	-	39	16	23	-	-	-	
ST ANSELMS COLLEGE	277	277	252	25	-	-	-	-	-	-	-	-	-	
UNIV OF NEW HAMPSHIRE	1,533	1,169	632	537	-	-	-	332	227	105	32	27	5	
UNIV OF N H KEENE ST COL	355	333	142	191	-	-	-	22	11	11	-	-	-	
UNIV N H PLYMOUTH ST COL	293	282	133	149	-	-	-	11	5	6	-	-	-	
NEW JERSEY														
	23,051	17,110	9,662	7,448	641	615	26	4,790	3,162	1,628	510	465	45	
ALMA WHITE COLLEGE	6	6	6	-	-	-	-	-	-	-	-	-	-	
BLOOMFIELD COLLEGE	202	202	140	62	-	-	-	-	-	-	-	-	-	
CALDWELL COL FOR WOMEN	204	204	-	204	-	-	-	-	-	-	-	-	-	
CENTENARY COL FOR WOMEN	1	1	-	1	-	-	-	-	-	-	-	-	-	
COLLEGE OF ST ELIZABETH	175	175	-	175	-	-	-	-	-	-	-	-	-	
DOON BOSCO COLLEGE	31	31	31	-	-	-	-	-	-	-	-	-	-	
DREW UNIVERSITY	322	233	115	118	56	51	5	8	4	4	25	23	2	
FAIRLGH OICKNSN U ALL CAM	2,829	2,282	1,576	706	46	46	-	501	404	97	-	-	-	
FELICIAN COLLEGE	25	25	-	25	-	-	-	-	-	-	-	-	-	
GEORGIAN COURT COLLEGE	166	166	-	166	-	-	-	-	-	-	-	-	-	
GLASSBORO STATE COLLEGE	1,023	799	181	618	-	-	-	224	144	80	-	-	-	
IMMACULATE CONCEPTION SEM	12	12	12	-	-	-	-	-	-	-	-	-	-	
JERSEY CITY STATE COLLEGE	1,044	865	256	609	-	-	-	179	75	104	-	-	-	
MONMOUTH COLLEGE	669	654	404	250	-	-	-	15	10	5	-	-	-	
MONTCLAIR STATE COLLEGE	1,189	879	365	514	-	-	-	310	160	150	-	-	-	

TABLE 3.—BACHELOR'S AND HIGHER DEGREES CONFERRED IN INSTITUTIONS OF HIGHER EDUCATION, BY LEVEL OF DEGREE, SEX OF STUDENT, STATE OR OTHER AREA, AND INSTITUTION: AGGREGATE UNITED STATES, 1968-69 - CONTINUED

STATE OR OTHER AREA AND INSTITUTION	TOTAL, ALL DEGREES	BACHELOR'S DEGREES REQUIRING 4 OR 5 YEARS			FIRST-PROFESSIONAL DEGREES REQUIRING AT LEAST 6 YEARS			MASTER'S DEGREES			DOCTOR'S DEGREES (PH.D., ED.D., ETC.)		
		TOTAL	MEN	WOMEN	TOTAL	MEN	WOMEN	TOTAL	MEN	WOMEN	TOTAL	MEN	WOMEN
1	2	3	4	5	6	7	8	9	10	11	12	13	14
NEW JERSEY - CONTINUED													
NEWARK COL OF ENGINEERING	841	659	654	5	-	-	-	179	177	2	3	3	-
NEWARK STATE COLLEGE	1,360	898	183	715	-	-	-	462	211	251	-	-	-
NEW BRUNSWICK THEOL SEM	7	-	-	-	7	7	-	-	-	-	-	-	-
NJ COL OF MED & DENTISTRY	106	-	-	-	104	101	3	-	-	-	2	2	-
NORTHEASTERN COL BIBLE INST	36	36	23	13	-	-	-	-	-	-	-	-	-
PATERSON STATE COLLEGE	1,062	782	113	669	-	-	-	280	103	177	-	-	-
PRINCETON THEOLOGICAL SEM	216	-	-	-	110	105	5	99	84	15	7	7	-
PRINCETON UNIVERSITY	1,263	772	772	-	-	-	-	279	269	10	212	207	5
RIEDER COLLEGE	862	825	593	232	-	-	-	37	19	18	-	-	-
RUTGERS THE ST U ALL CAM	4,842	3,370	2,237	1,133	158	149	9	1,085	606	419	229	191	38
ST MICHAELS PASSIONIST MON	4	-	-	-	-	-	-	4	4	-	-	-	-
ST PETERS COLLEGE	554	554	512	42	-	-	-	-	-	-	-	-	-
SETON HALL UNIVERSITY	1,863	1,139	790	349	160	156	4	556	381	175	8	8	-
SHELTON COLLEGE	18	18	7	11	-	-	-	-	-	-	-	-	-
STEVENS INSTITUTE OF TECH	538	244	244	-	-	-	-	270	252	18	24	24	-
TRENTON STATE COLLEGE	1,160	858	237	621	-	-	-	302	199	103	-	-	-
UPSALA COLLEGE	339	339	176	163	-	-	-	-	-	-	-	-	-
WESTMINSTER CHOIR COLLEGE	82	82	35	47	-	-	-	-	-	-	-	-	-
NEW MEXICO	4,793	3,453	2,200	1,253	56	54	2	1,132	762	370	152	135	17
COLLEGE OF ARTESIA	20	20	12	8	-	-	-	-	-	-	-	-	-
COLLEGE OF SANTA FE	164	164	145	19	-	-	-	-	-	-	-	-	-
COLLEGE OF THE SOUTHWEST	27	27	5	22	-	-	-	-	-	-	-	-	-
EASTERN NEW MEX U ALL CAM	699	501	307	194	-	-	-	198	121	77	-	-	-
NEW MEXICO HIGHLANDS UNIV	344	227	147	80	-	-	-	117	90	27	-	-	-
N MEX INST MINING & TECH	87	70	63	7	-	-	-	14	13	1	3	3	-
NEW MEX ST U ALL CAMPUSES	980	721	521	200	-	-	-	216	163	53	43	41	2
UNIV OF ALBUQUERQUE	134	127	68	59	-	-	-	7	2	5	-	-	-
UNIVERSITY OF NEW MEXICO	2,133	1,442	848	594	56	54	2	529	336	193	106	91	15
WESTERN NEW MEXICO UNIV	205	154	84	70	-	-	-	51	37	14	-	-	-
NEW YORK	97,333	66,112	35,787	30,325	3,841	3,643	198	24,334	13,834	10,500	3,046	2,451	595
ADELPHI UNIVERSITY	1,889	1,011	486	525	-	-	-	860	451	409	18	15	3
ALFRED UNIV ALL CAMPUSES ^{3/}	386	311	202	109	-	-	-	71	55	16	4	4	-
BANK STREET COL OF EDUC	57	-	-	-	-	-	-	57	6	51	-	-	-
BARCLAY COLLEGE	106	106	50	56	-	-	-	-	-	-	-	-	-
BETH MEORASH GOVOHA	37	-	-	-	27	27	-	10	10	-	-	-	-
BEXLEY HALL	13	-	-	-	13	13	-	-	-	-	-	-	-
BRENTWOOD COLLEGE	34	34	-	34	-	-	-	-	-	-	-	-	-
BRIARCLIFF COLLEGE	105	105	-	105	-	-	-	-	-	-	-	-	-
BROOKLYN LAW SCHOOL	349	-	-	-	349	336	13	-	-	-	-	-	-
CANISIUS COLLEGE	585	426	394	32	-	-	-	159	89	70	-	-	-
CAPUCHIN THEOLOGICAL SEM	17	-	-	-	9	9	-	8	8	-	-	-	-
CATH COL IMMAC CONCEPTION	81	81	81	-	-	-	-	-	-	-	-	-	-
CEN YE' TOM THIMIM LUBVZ	12	-	-	-	12	12	-	-	-	-	-	-	-
CUNY B BARUCH SCH OF BUS	1,174	907	743	164	-	-	-	267	255	12	-	-	-
CUNY BROOKLYN COLLEGE	3,688	2,864	1,306	1,558	-	-	-	824	280	544	-	-	-
CUNY CITY COLLEGE	3,718	2,945	2,117	828	-	-	-	773	461	312	-	-	-
CUNY GRADUATE CENTER	78	-	-	-	-	-	-	-	-	-	78	55	23
CUNY HUNTER COLLEGE	2,425	1,634	322	1,312	-	-	-	791	192	599	-	-	-
CUNY JHN JAY COL CRIM JUS	67	67	65	2	-	-	-	-	-	-	-	-	-
CUNY LEHMAN COLLEGE	1,377	1,300	387	913	-	-	-	77	10	67	-	-	-
CUNY QUEENS COLLEGE	3,753	3,014	1,239	1,775	-	-	-	779	169	610	-	-	-
CUNY RICHMOND COL	318	256	158	98	-	-	-	62	16	46	-	-	-
CLARKSON COL OF TECH	590	479	473	6	-	-	-	103	99	4	8	8	-
COLGATE ROCHESTER DIV SCH	43	-	-	-	34	31	3	9	6	3	-	-	-
COLGATE UNIVERSITY	544	445	444	1	-	-	-	99	74	25	-	-	-
COLLEGE OF INSURANCE	40	40	37	3	-	-	-	-	-	-	-	-	-
COL OF MOUNT ST VINCENT	245	245	-	245	-	-	-	-	-	-	-	-	-
COLLEGE OF NEW ROCHELLE	217	217	-	217	-	-	-	-	-	-	-	-	-
COL ST ROSE ALL CAMPUSES	342	242	3	239	-	-	-	100	15	85	-	-	-
COLUMBIA UNIV MAIN DIV	4,456	1,283	967	316	422	390	32	2,170	1,449	721	581	416	165
COLUMBIA UNIV BARNARD COL	502	502	-	502	-	-	-	-	-	-	-	-	-
COLUMBIA UNIV COL PHARM	65	57	49	8	-	-	-	6	4	2	2	2	-
COLUMBIA UNIV TCHRS COL	1,780	71	1	70	-	-	-	1,469	377	1,092	240	146	94
COOPER UNION	225	215	191	24	-	-	-	8	8	-	2	2	-
CORNELL UNIV ALL CAMPUSES ^{4/}	3,961	2,452	1,748	704	262	254	8	816	631	185	431	382	49

^{3/} INCLUDES SUNY COLLEGE OF CERAMICS.

^{4/} INCLUDES SUNY COLLEGES OF AGRICULTURE, HOME ECONOMICS, INDUSTRIAL LABOR RELATIONS, AND VETERINARY MEDICINE AT CORNELL UNIVERSITY.

TABLE 3.—BACHELOR'S AND HIGHER DEGREES CONFERRED IN INSTITUTIONS OF HIGHER EDUCATION, BY LEVEL OF DEGREE, SEX OF STUDENT, STATE OR OTHER AREA, AND INSTITUTION: AGGREGATE UNITED STATES, 1960-69 — CONTINUED

STATE OR OTHER AREA AND INSTITUTION	TOTAL, ALL DEGREES	BACHELOR'S DEGREES REQUIRING 4 OR 5 YEARS			FIRST-PROFESSIONAL DEGREES REQUIRING AT LEAST 6 YEARS			MASTER'S DEGREES			DOCTOR'S DEGREES (PH.D., ED.D., ETC.)		
		TOTAL	MEN	WOMEN	TOTAL	MEN	WOMEN	TOTAL	MEN	WOMEN	TOTAL	MEN	WOMEN
1	2	3	4	5	6	7	8	9	10	11	12	13	14
NEW YORK — CONTINUED													
DOMINICAN COL OF BLAUVELT	70	70	4	66	-	-	-	-	-	-	-	-	-
DOWLING COLLEGE	236	236	133	103	-	-	-	-	-	-	-	-	-
D YOUVILLE COLLEGE	333	333	-	333	-	-	-	-	-	-	-	-	-
ELMIRA COLLEGE	407	290	19	271	-	-	-	117	54	63	-	-	-
FINCH COLLEGE	83	83	-	83	-	-	-	-	-	-	-	-	-
FORDHAM UNIVERSITY	2,262	1,370	994	376	209	202	7	597	337	260	86	51	35
FRIENDS WORLD COLLEGE	3	3	2	1	-	-	-	-	-	-	-	-	-
GENERAL THEOLOGICAL SEM	46	-	-	-	41	41	-	3	3	-	2	2	-
GOOD COUNSEL COLLEGE	126	126	-	126	-	-	-	-	-	-	-	-	-
HAMILTON COLLEGE	179	179	179	-	-	-	-	-	-	-	-	-	-
HARTWICK COLLEGE	298	298	151	147	-	-	-	-	-	-	-	-	-
HOBART & WM SMITH COLLEGE	320	320	235	85	-	-	-	-	-	-	-	-	-
HOFSTRA UNIVERSITY	2,235	1,568	862	706	-	-	-	667	269	398	-	-	-
HOLY TRINITY ORTHODOX SEM	7	7	7	-	-	-	-	-	-	-	-	-	-
HOUGHTON COLLEGE 2/	273	273	123	150	-	-	-	-	-	-	-	-	-
IMMACULATE CONCEPTION SEM	9	9	9	-	-	-	-	-	-	-	-	-	-
IUNA COLLEGE	589	461	461	-	-	-	-	128	114	14	-	-	-
ITHACA COLLEGE	793	712	346	366	-	-	-	81	58	23	-	-	-
JEWISH THEOL SEM OF AMER	84	32	20	12	24	24	-	26	24	2	2	2	-
JUILLIARD SCHOOL OF MUSIC	187	106	63	43	-	-	-	80	48	32	1	1	-
KEUKA COLLEGE	144	144	-	144	-	-	-	-	-	-	-	-	-
KINGS COLLEGE	123	123	56	67	-	-	-	-	-	-	-	-	-
LADYCLIFF COLLEGE	115	115	-	115	-	-	-	-	-	-	-	-	-
LE MOYNE COLLEGE	377	377	234	143	-	-	-	-	-	-	-	-	-
LG IS U BROOKLN COL PHARM	94	70	65	5	-	-	-	24	22	2	-	-	-
LG IS U MERRIWEATHER CAM	1,747	1,121	712	409	-	-	-	626	363	263	-	-	-
LG IS U SOUTHAMPTON COL	243	243	157	86	-	-	-	-	-	-	-	-	-
LG IS U UNIV CENTER	1,593	1,377	1,006	371	-	-	-	216	177	39	-	-	-
M J LEWIS COL OF PODIATRY	42	-	-	-	42	42	-	-	-	-	-	-	-
MANHATTAN COLLEGE	954	772	771	1	-	-	-	182	96	86	-	-	-
MANHATTAN SCHOOL OF MUSIC	156	82	48	34	-	-	-	74	40	34	-	-	-
MANHATTANVILLE COLLEGE	344	255	2	253	-	-	-	89	-	89	-	-	-
MANNES COLLEGE OF MUSIC	28	28	17	11	-	-	-	-	-	-	-	-	-
MAPIST COLLEGE	333	333	330	3	-	-	-	-	-	-	-	-	-
MARYKNOLL SEMINARY	38	-	-	-	22	22	-	16	16	-	-	-	-
MARYMOUNT COLLEGE	223	223	-	223	-	-	-	-	-	-	-	-	-
MARYMOUNT MANHATTAN COL	134	134	-	134	-	-	-	-	-	-	-	-	-
MARY ROGERS COLLEGE	23	23	-	23	-	-	-	-	-	-	-	-	-
MEDAILLE COLLEGE	100	84	1	83	-	-	-	16	-	16	-	-	-
MERCY COLLEGE	144	144	1	143	-	-	-	-	-	-	-	-	-
MESIVTA TIFERETH JER AMER	18	-	-	-	14	14	-	4	4	-	-	-	-
MESIVTA TORAH VOD RAB SEM	36	-	-	-	36	36	-	-	-	-	-	-	-
MILLS COLLEGE OF EDUC	157	157	-	157	-	-	-	-	-	-	-	-	-
MIRKER YESHIVA GEN INST	45	-	-	-	33	33	-	12	12	-	-	-	-
MOLLOY CATH COL ALL CAM	140	140	-	140	-	-	-	-	-	-	-	-	-
MOUNT ST ALPHONSUS SEM	35	-	-	-	19	19	-	16	16	-	-	-	-
MOUNT ST MARY COLLEGE	95	95	-	95	-	-	-	-	-	-	-	-	-
NAZARETH COL OF ROCHESTER	332	325	-	325	-	-	-	7	-	7	-	-	-
NEW SCH FOR SOC RESEARCH	289	61	33	28	-	-	-	203	148	55	25	21	4
NY INST TECH ALL CAMPUSES	695	695	672	23	-	-	-	-	-	-	-	-	-
NEW YORK LAW SCHOOL	128	-	-	-	128	121	7	-	-	-	-	-	-
NEW YURK MEDICAL COLLEGE	143	-	-	-	107	97	10	29	6	23	7	6	1
NEW YORK THEOL SEMINARY	34	-	-	-	15	14	1	19	15	4	-	-	-
NEW YORK UNIVERSITY	7,067	2,447	1,364	1,083	604	559	45	3,509	2,138	1,371	507	404	103
NIAGARA UNIV ALL CAMPUSES	573	488	355	133	-	-	-	85	64	21	-	-	-
NOTRE DAME COL STATEN IS	91	91	-	91	-	-	-	-	-	-	-	-	-
NYACK MISSIONARY COLLEGE	85	85	49	36	-	-	-	-	-	-	-	-	-
PACE COLLEGE MAIN CAMPUS	1,026	882	749	133	-	-	-	144	138	6	-	-	-
PACE COL WESTCHESTER CAM	183	183	162	21	-	-	-	-	-	-	-	-	-
PASSIONIST MONASTIC SEM	13	13	13	-	-	-	-	-	-	-	-	-	-
POLYTECHNIC INST BROOKLYN	843	395	387	8	-	-	-	348	344	4	100	99	1
PRATT INSTITUTE	876	559	372	187	-	-	-	317	143	174	-	-	-
RAB AC MES RAB CHAIM BRLN	112	-	-	-	112	112	-	-	-	-	-	-	-
RAB COL CH SAN SOFER NY	13	-	-	-	13	13	-	-	-	-	-	-	-
RABBINICAL SEM OF AMERICA	5	-	-	-	5	5	-	-	-	-	-	-	-
RENSSELAER POLY MAIN CAM	1,329	800	780	20	-	-	-	402	388	14	127	119	8
RENSSELAER POLY INST CONN	129	-	-	-	-	-	-	129	127	2	-	-	-
ROBERTS WESLEYAN COLLEGE	119	119	49	70	-	-	-	-	-	-	-	-	-
ROCHESTER INST TECHNOLOGY	697	639	553	86	-	-	-	58	50	8	-	-	-
ROCKEFELLER UNIVERSITY	27	-	-	-	-	-	-	-	-	-	27	25	2

2/ BUFFALO BIBLE INSTITUTE MERGED WITH HOUGHTON COLLEGE.

TABLE 3.—BACHELOR'S AND HIGHER DEGREES CONFERRED IN INSTITUTIONS OF HIGHER EDUCATION, BY LEVEL OF DEGREE, SEX OF STUDENT, STATE OR OTHER AREA, AND INSTITUTION: AGGREGATE UNITED STATES, 1968-69 — CONTINUED

STATE OR OTHER AREA AND INSTITUTION	TOTAL, ALL DEGREES	BACHELOR'S DEGREES REQUIRING 4 OR 5 YEARS			FIRST-PROFESSIONAL DEGREES REQUIRING AT LEAST 6 YEARS			MASTER'S DEGREES			DOCTOR'S DEGREES (PH.D., ED.D., ETC.)			
		TOTAL	MEN	WOMEN	TOTAL	MEN	WOMEN	TOTAL	MEN	WOMEN	TOTAL	MEN	WOMEN	
		1	2	3	4	5	6	7	8	9	10	11	12	13
NEW YORK														
- CONTINUED														
ROSARY HILL COLLEGE	307	307	-	307	-	-	-	-	-	-	-	-	-	-
RUSSELL SAGE MAIN CAMPUS	447	396	33	363	-	-	-	51	9	42	-	-	-	-
ST BONAVENTURE UNIVERSITY	483	425	280	145	-	-	-	54	18	36	4	4	-	-
ST FRANCIS COLLEGE	341	341	301	40	-	-	-	-	-	-	-	-	-	-
ST JOHN FISHER COL INC	260	260	260	-	-	-	-	-	-	-	-	-	-	-
ST JOHNS UNIVERSITY	2,466	1,818	1,125	693	162	154	8	433	279	154	53	46	7	-
ST JOHN VIANNEY SEMINARY	102	57	57	-	42	42	-	3	3	-	-	-	-	-
ST JOSEPHS COL FOR WOMEN	164	164	-	164	-	-	-	-	-	-	-	-	-	-
ST JOSEPH SEM & COL	50	28	28	-	16	16	-	6	6	-	-	-	-	-
ST LAWRENCE UNIVERSITY	468	434	260	174	-	-	-	34	24	10	-	-	-	-
ST THOMAS AQUINAS COLLEGE	109	109	-	109	-	-	-	-	-	-	-	-	-	-
ST VLAQIMIR ORTH THEO SEM	17	-	-	-	17	17	-	-	-	-	-	-	-	-
SARAH LAWRENCE COLLEGE	165	147	-	147	-	-	-	18	2	16	-	-	-	-
SIENA COLLEGE	368	297	292	5	-	-	-	71	51	20	-	-	-	-
SKIOMORE COL ALL CAMPUSES	371	371	-	371	-	-	-	-	-	-	-	-	-	-
SUNY STATE UNIV ALBANY	1,957	1,230	580	650	-	-	-	707	345	362	20	17	3	-
SUNY STATE UNIV BINGHAMTN	617	500	258	242	-	-	-	115	80	35	2	1	1	-
SUNY ST U BUFLO MAIN CAM	3,359	2,199	1,424	775	111	108	3	865	580	285	184	164	20	-
SUNY HEALTH SCI CTR BUFLO	444	217	46	171	163	152	11	30	11	19	34	29	5	-
SUNY ST U STONY BRK MAIN	1,125	988	498	490	-	-	-	110	87	23	27	26	1	-
SUNY DOWNSTATE MED CTR	207	16	4	12	184	168	16	1	-	1	6	5	1	-
SUNY UPSTATE MED CTR	110	7	1	6	93	82	11	1	1	-	9	6	3	-
SUNY COLLEGE BROCKPORT	1,054	924	401	523	-	-	-	130	63	67	-	-	-	-
SUNY COLLEGE BUFFALO	1,836	1,365	449	916	-	-	-	471	191	280	-	-	-	-
SUNY COLLEGE CORTLAND	981	851	253	598	-	-	-	130	69	61	-	-	-	-
SUNY COLLEGE FREDONIA	619	550	223	327	-	-	-	69	36	33	-	-	-	-
SUNY COLLEGE GENESEO	850	699	242	457	-	-	-	151	58	93	-	-	-	-
SUNY COLLEGE NEW PALTZ	1,180	949	356	593	-	-	-	231	129	102	-	-	-	-
SUNY COLLEGE ONEONTA	922	793	259	534	-	-	-	129	75	54	-	-	-	-
SUNY COLLEGE OSWEGO	1,072	943	391	552	-	-	-	129	100	29	-	-	-	-
SUNY COLLEGE PLATTSBURGH	729	595	228	367	-	-	-	134	80	54	-	-	-	-
SUNY COLLEGE POTSOAM	780	663	170	493	-	-	-	117	61	56	-	-	-	-
SUNY COL FORSTRY MAIN CAM	264	209	199	10	-	-	-	38	36	2	17	17	-	-
SUNY MARITIME COLLEGE	145	145	145	-	-	-	-	-	-	-	-	-	-	-
SYRACUSE U MAIN CAMPUS	3,816	2,123	1,189	934	102	101	1	1,397	893	504	194	172	22	-
SYRACUSE UNIV UTICA COL	425	425	274	151	-	-	-	-	-	-	-	-	-	-
ALBANY COL OF PHARMACY	98	98	63	35	-	-	-	-	-	-	-	-	-	-
ALBANY LAW SCHOOL	95	-	-	-	95	93	2	-	-	-	-	-	-	-
ALBANY MEDICAL COLLEGE	96	18	-	18	71	65	6	1	-	1	6	5	1	-
UNION COLLEGE	446	343	340	3	-	-	-	103	94	9	-	-	-	-
UNION THEOLOGICAL SEM	146	-	-	-	70	64	6	67	52	15	9	8	1	-
UNIVERSITY OF ROCHESTER	1,842	1,063	611	452	78	73	5	517	357	160	184	158	26	-
VASSAR COLLEGE	386	379	-	379	-	-	-	7	-	7	-	-	-	-
WADSWORTH HALL SEMINARY	25	25	25	-	-	-	-	-	-	-	-	-	-	-
WAGNER COLLEGE	540	460	237	223	-	-	-	80	46	34	-	-	-	-
WEBB INST OF NAVAL ARCH	9	9	9	-	-	-	-	-	-	-	-	-	-	-
WELLS COLLEGE	122	120	-	120	-	-	-	2	1	1	-	-	-	-
YESHIVA UNIVERSITY ^{5/}	769	445	267	178	85	82	3	190	118	72	49	33	16	-
NORTH CAROLINA	22,038	17,557	9,483	8,074	637	615	22	3,288	2,008	1,280	556	488	68	-
APPALACHIAN ST UNIVERSITY	1,342	938	389	549	-	-	-	404	233	171	-	-	-	-
ASHEVILLE BILTMORE COL	76	76	43	33	-	-	-	-	-	-	-	-	-	-
ATLANTIC CHRISTIAN COL	347	347	191	156	-	-	-	-	-	-	-	-	-	-
BARBER-SCOTIA COLLEGE	84	84	18	66	-	-	-	-	-	-	-	-	-	-
BELMONT ABBEY COLLEGE	147	147	135	12	-	-	-	-	-	-	-	-	-	-
BENNETT COLLEGE	120	120	-	120	-	-	-	-	-	-	-	-	-	-
CAMPBELL COLLEGE	519	519	309	210	-	-	-	-	-	-	-	-	-	-
CATAWBA COLLEGE	208	208	124	84	-	-	-	-	-	-	-	-	-	-
DAVISON COLLEGE	256	256	256	-	-	-	-	-	-	-	-	-	-	-
DUKE UNIVERSITY	1,774	990	607	383	231	221	10	389	256	133	164	150	14	-
EAST CAROLINA U ALL CAM	1,895	1,626	739	887	-	-	-	269	168	101	-	-	-	-
ELIZABETH CITY STATE COL	201	201	72	129	-	-	-	-	-	-	-	-	-	-
ELON COLLEGE	310	310	202	108	-	-	-	-	-	-	-	-	-	-
FAYETTEVILLE STATE COL	199	199	56	143	-	-	-	-	-	-	-	-	-	-
GREENSBORO COLLEGE	189	189	40	149	-	-	-	-	-	-	-	-	-	-

^{5/} RABBI ISAAC ELCHANAN THEOLOGICAL SEMINARY IS NO LONGER AFFILIATED WITH YESHIVA UNIV.

TABLE 3.—BACHELOR'S AND HIGHER DEGREES CONFERRED IN INSTITUTIONS OF HIGHER EDUCATION, BY LEVEL OF DEGREE, SEX OF STUDENT, STATE OR OTHER AREA, AND INSTITUTION: AGGREGATE UNITED STATES, 1968-69 - CONTINUED

STATE OR OTHER AREA AND INSTITUTION	TOTAL ALL DEGREES	BACHELOR'S DEGREES REQUIRING 4 OR 5 YEARS			FIRST-PROFESSIONAL DEGREES REQUIRING AT LEAST 6 YEARS			MASTER'S DEGREES			DOCTOR'S DEGREES (PH.D., ED.D., ETC.)			
		TOTAL	MEN	WOMEN	TOTAL	MEN	WOMEN	TOTAL	MEN	WOMEN	TOTAL	MEN	WOMEN	
		1	2	3	4	5	6	7	8	9	10	11	12	13
NORTH CAROLINA - CONTINUED														
GUILFORD COLLEGE	318	315	215	100	-	-	-	3	3	-	-	-	-	-
HIGH POINT COLLEGE	247	247	118	129	-	-	-	-	-	-	-	-	-	-
JOHNSON C SMITH UNIV	191	186	68	118	5	5	-	-	-	-	-	-	-	-
LENOIR-RHYNE COLLEGE	319	319	153	166	-	-	-	-	-	-	-	-	-	-
LIVINGSTONE COLLEGE	167	162	60	102	-	-	-	5	5	-	-	-	-	-
MARS HILL COLLEGE	254	294	153	141	-	-	-	-	-	-	-	-	-	-
MEREDITH COLLEGE	173	173	-	173	-	-	-	-	-	-	-	-	-	-
METHODIST COLLEGE	197	197	109	88	-	-	-	-	-	-	-	-	-	-
N C AG & TECH STATE UNIV	615	553	289	264	-	-	-	62	28	34	-	-	-	-
N C COLLEGE AT DURHAM	520	412	127	285	24	23	1	84	36	48	-	-	-	-
N C SCHOOL OF THE ARTS	27	27	15	12	-	-	-	-	-	-	-	-	-	-
N C WESLEYAN COLLEGE	148	148	72	76	-	-	-	-	-	-	-	-	-	-
PEMBROKE STATE COL	310	318	175	143	-	-	-	-	-	-	-	-	-	-
PFEIFFER COLLEGE	176	176	95	81	-	-	-	-	-	-	-	-	-	-
PIEDMONT BIBLE COL INC	33	33	16	17	-	-	-	-	-	-	-	-	-	-
QUEENS COLLEGE	177	177	-	177	-	-	-	-	-	-	-	-	-	-
ST ANDREWS PRESBY COL	214	214	108	106	-	-	-	-	-	-	-	-	-	-
ST AUGUSTINES COL	165	165	62	103	-	-	-	-	-	-	-	-	-	-
SALEM COLLEGE	124	124	-	124	-	-	-	-	-	-	-	-	-	-
SHAW UNIVERSITY	137	137	54	83	-	-	-	-	-	-	-	-	-	-
SOUTHEASTN BAPT THEOL SEM	99	-	-	-	-	-	-	99	99	-	-	-	-	-
N C ST U RALEIGH MAIN CAM	2,277	1,652	1,512	140	-	-	-	482	420	62	143	136	7	
N C STATE UNIV FT BRAGG	9	9	8	1	-	-	-	-	-	-	-	-	-	
UNIV OF NC AT CHAPEL HILL	4,048	2,538	1,692	846	260	251	9	1,012	529	483	238	196	42	
UNIV OF N C AT CHARLOTTE	307	307	171	136	-	-	-	-	-	-	-	-	-	
UNIV OF N C AT GREENSBORO	1,024	784	43	741	-	-	-	234	60	174	6	1	5	
WAKE FOREST UNIVERSITY	743	571	414	157	117	115	2	50	34	16	5	5	-	
WARREN WILSON COLLEGE	59	59	27	32	-	-	-	-	-	-	-	-	-	
WESTERN CAROLINA UNIV	906	711	404	307	-	-	-	195	137	58	-	-	-	
WILMINGTON COLLEGE	161	161	106	55	-	-	-	-	-	-	-	-	-	
WINSTON-SALEM STATE COL	178	178	36	142	-	-	-	-	-	-	-	-	-	
NORTH DAKOTA														
DICKINSON STATE COLLEGE	250	250	114	136	-	-	-	-	-	-	-	-	-	
JAMESTOWN COLLEGE	105	105	60	45	-	-	-	-	-	-	-	-	-	
MARY COLLEGE	53	53	4	49	-	-	-	-	-	-	-	-	-	
MAYVILLE STATE COLLEGE	185	185	95	90	-	-	-	-	-	-	-	-	-	
MINOT STATE COLLEGE	447	437	186	251	-	-	-	10	2	8	-	-	-	
NORTH DAKOTA STATE UNIV	1,198	900	639	261	-	-	-	276	238	38	22	20	2	
UNIV N DAK MAIN CAMPUS	1,592	1,216	747	469	39	37	2	281	215	66	56	54	2	
UNIV N DAK ELLENDALE CTR	189	189	95	94	-	-	-	-	-	-	-	-	-	
VALLEY CITY STATE COLLEGE	297	297	140	157	-	-	-	-	-	-	-	-	-	
OHIO														
ANTIOCH COL MAIN CAMPUS	431	317	196	121	-	-	-	114	83	31	-	-	-	
ASHLAND COLLEGE	484	475	229	246	9	9	-	-	-	-	-	-	-	
ATHENAEUM OF OHIO	88	54	54	-	23	23	-	11	11	-	-	-	-	
BALDWIN-WALLACE COLLEGE	498	498	265	233	-	-	-	-	-	-	-	-	-	
BLISS COLLEGE	77	77	77	-	-	-	-	-	-	-	-	-	-	
BLUFFTON COLLEGE	163	163	75	88	-	-	-	-	-	-	-	-	-	
BORROMEO SEM OF OHIO	39	39	39	-	-	-	-	-	-	-	-	-	-	
BOWLING GRN ST U ALL CAM	2,782	2,303	1,082	1,221	-	-	-	469	332	137	10	8	2	
CAPITAL UNIVERSITY	435	413	185	228	22	21	1	-	-	-	-	-	-	
CASE WESTERN RESERVE UNIV	2,604	1,113	689	424	269	256	13	951	507	444	271	235	36	
CEDARVILLE COLLEGE	188	188	99	89	-	-	-	-	-	-	-	-	-	
CENTRAL STATE UNIVERSITY	480	451	199	252	-	-	-	29	14	15	-	-	-	
CINCINNATI BIBLE SEM	84	75	42	33	2	2	-	7	6	1	-	-	-	
CLEVELAND INST OF ART	43	43	29	14	-	-	-	-	-	-	-	-	-	
CLEVELAND INST OF MUSIC	31	18	7	11	-	-	-	13	6	7	-	-	-	
CLEVELAND MARSHALL LAW SCH	107	-	-	-	104	101	3	3	3	-	-	-	-	
CLEVELAND STATE UNIV	1,023	1,014	733	281	-	-	-	9	8	1	-	-	-	
COL MT ST JOSEPH ON OHIO	216	216	-	216	-	-	-	-	-	-	-	-	-	
COLLEGE OF STEUBENVILLE	239	239	128	111	-	-	-	-	-	-	-	-	-	
COLLEGE OF WOOSTER	362	350	185	165	-	-	-	12	5	7	-	-	-	
COLUMBUS COL ART & DESIGN	58	58	34	24	-	-	-	-	-	-	-	-	-	
DEFIANCE COLLEGE	256	256	154	102	-	-	-	-	-	-	-	-	-	
DENISON UNIVERSITY	411	411	239	172	-	-	-	-	-	-	-	-	-	
OYKE COLLEGE	89	89	83	6	-	-	-	-	-	-	-	-	-	
EVANGELICAL LUTH THEO SEM	42	-	-	-	42	42	-	-	-	-	-	-	-	

TABLE 3.—BACHELOR'S AND HIGHER DEGREES CONFERRED IN INSTITUTIONS OF HIGHER EDUCATION, BY LEVEL OF DEGREE, SEX OF STUDENT, STATE OR OTHER AREA, AND INSTITUTION: AGGREGATE UNITED STATES, 1968-69 — CONTINUED

STATE OR OTHER AREA AND INSTITUTION	TOTAL ALL DEGREES	BACHELOR'S DEGREES REQUIRING 4 OR 5 YEARS			FIRST-PROFESSIONAL DEGREES REQUIRING AT LEAST 6 YEARS			MASTER'S DEGREES			DOCTOR'S DEGREES (PH.D., ED.D., ETC.)		
		TOTAL	MEN	WOMEN	TOTAL	MEN	WOMEN	TOTAL	MEN	WOMEN	TOTAL	MEN	WOMEN
1	2	3	4	5	6	7	8	9	10	11	12	13	14
OHIO — CONTINUED													
FINOLAY COLLEGE	243	243	160	83	—	—	—	—	—	—	—	—	—
FRANKLIN UNIVERSITY	161	161	159	2	—	—	—	—	—	—	—	—	—
HEBREW UNION COL ALL CAM	131	57	57	—	34	34	—	36	36	—	4	4	—
HEIDELBERG COLLEGE	245	245	122	123	—	—	—	—	—	—	—	—	—
HIRAM COLLEGE	286	286	145	141	—	—	—	—	—	—	—	—	—
JOHN CARROLL UNIVERSITY	801	648	599	49	—	—	—	153	89	64	—	—	—
KENT ST UNIV MAIN CAMPUS	3,868	2,991	1,409	1,582	—	—	—	837	487	350	40	36	4
KENYON COLLEGE	179	179	179	—	—	—	—	—	—	—	—	—	—
LAKE ERIE COLLEGE	174	174	14	160	—	—	—	—	—	—	—	—	—
MALONE COLLEGE	198	198	79	119	—	—	—	—	—	—	—	—	—
MARIETTA COLLEGE	403	403	234	169	—	—	—	—	—	—	—	—	—
MARY MANSE COLLEGE	152	127	2	125	—	—	—	25	4	21	—	—	—
METHODIST THEOL SCH OHIO	43	—	—	—	42	40	2	1	—	1	—	—	—
MIAMI UNIV ALL CAMPUSES	2,689	2,263	1,136	1,127	—	—	—	426	285	141	—	—	—
MOUNT UNION COLLEGE	253	253	127	126	—	—	—	—	—	—	—	—	—
MUSKINGUM COLLEGE	279	279	152	127	—	—	—	—	—	—	—	—	—
NOTRE DAME COLLEGE	103	103	—	103	—	—	—	—	—	—	—	—	—
OSBERLIN COLLEGE	583	548	302	246	—	—	—	35	15	20	—	—	—
OHIO COLLEGE OF PODIATRY	58	—	—	—	58	58	—	—	—	—	—	—	—
OHIO DOMINICAN COL	198	198	53	145	—	—	—	—	—	—	—	—	—
OHIO NTHRN U ALL CAMPUSES	547	492	306	186	55	54	1	—	—	—	—	—	—
OHIO ST UNIV ALL CAMPUSES	8,102	5,449	3,116	2,333	537	518	19	1,574	1,034	540	542	475	67
OHIO UNIV ALL CAMPUSES	3,912	3,260	1,737	1,473	—	—	—	585	414	171	67	57	10
OHIO WESLEYAN UNIVERSITY	670	670	364	306	—	—	—	—	—	—	—	—	—
OTTERBEIN COLLEGE	350	350	156	194	—	—	—	—	—	—	—	—	—
OUR LADY OF CINCINNATI COL	243	243	—	243	—	—	—	—	—	—	—	—	—
PONTIFICAL COL JOSEPHINUM	18	14	14	—	—	—	—	4	4	—	—	—	—
RAB COL TELSHE ALL CAMPUS	10	—	—	—	10	10	—	—	—	—	—	—	—
RIO GRANDE COLLEGE	100	100	58	42	—	—	—	—	—	—	—	—	—
ST JOHN COL OF CLEVELAND	226	189	—	189	—	—	—	37	—	37	—	—	—
ST MARYS SEMINARY	18	—	—	—	18	18	—	—	—	—	—	—	—
SALMN P CHASE COL OF LAW	42	—	—	—	42	40	2	—	—	—	—	—	—
SCHOOL OF DAYTON ART INST	21	21	16	5	—	—	—	—	—	—	—	—	—
TIFFIN UNIVERSITY	60	60	59	1	—	—	—	—	—	—	—	—	—
UNITED THEOLOGICAL SEM	36	—	—	—	30	29	1	6	4	2	—	—	—
UNIVERSITY OF AKRON	1,626	1,161	676	485	81	78	3	370	275	95	14	14	—
U CINCINNATI MAIN CAMPUS	3,286	2,375	1,504	871	175	171	4	643	417	226	93	73	20
UNIVERSITY OF DAYTON	2,013	1,671	986	685	—	—	—	342	275	67	—	—	—
UNIVERSITY OF TOLEDO	1,558	1,154	718	436	79	79	—	310	216	94	15	14	1
URBANA COLLEGE	47	47	38	9	—	—	—	—	—	—	—	—	—
URSULINE COLLEGE	100	100	—	100	—	—	—	—	—	—	—	—	—
WALSH COLLEGE	85	85	73	12	—	—	—	—	—	—	—	—	—
WESTERN COLLEGE FOR WOMEN	114	114	—	114	—	—	—	—	—	—	—	—	—
WILBERFORCE UNIVERSITY	101	101	34	67	—	—	—	—	—	—	—	—	—
WILMINGTON COLLEGE	156	156	94	62	—	—	—	—	—	—	—	—	—
WITTENBERG UNIVERSITY	545	517	262	255	21	21	—	7	5	2	—	—	—
WRIGHT STATE UNIVERSITY	493	419	205	214	—	—	—	74	43	31	—	—	—
XAVIER UNIVERSITY	1,460	616	604	12	—	—	—	844	664	180	—	—	—
YOUNGSTOWN ST UNIVERSITY	1,354	1,354	911	443	—	—	—	—	—	—	—	—	—
OKLAHOMA													
BARTLESVILLE WESLEYAN COL	10	10	7	3	—	—	—	—	—	—	—	—	—
BETHANY NAZARENE COLLEGE	281	276	165	111	—	—	—	5	4	1	—	—	—
CENTRAL STATE COLLEGE	1,330	1,048	583	465	—	—	—	282	138	144	—	—	—
EAST CENTRAL STATE COL	544	455	221	234	—	—	—	89	48	41	—	—	—
LANGSTON UNIVERSITY	187	187	67	120	—	—	—	—	—	—	—	—	—
NORTHEASTERN STATE COL	1,339	1,086	513	573	—	—	—	253	122	131	—	—	—
NORTHWESTERN STATE COL	485	407	243	164	—	—	—	78	47	31	—	—	—
OKLAHOMA BAPTIST UNIV	228	228	120	108	—	—	—	—	—	—	—	—	—
OKLAHOMA CHRISTIAN COL	199	199	117	82	—	—	—	—	—	—	—	—	—
OKLAHOMA CITY UNIVERSITY	397	285	203	82	41	37	4	71	49	22	—	—	—
OKLA COL OF LIBERAL ARTS	223	223	60	163	—	—	—	—	—	—	—	—	—
OKLA PANHANDLE STATE COL	168	168	100	68	—	—	—	—	—	—	—	—	—
OKLA ST UNIV MAIN CAMPUS	3,111	2,362	1,523	839	40	36	4	539	408	131	170	157	13
ORAL ROBERTS UNIVERSITY	100	85	48	37	15	15	—	—	—	—	—	—	—
PHILLIPS UNIVERSITY	280	193	114	79	21	21	—	66	25	41	—	—	—

TABLE 3.--BACHELOR'S AND HIGHER DEGREES CONFERRED IN INSTITUTIONS OF HIGHER EDUCATION, BY LEVEL OF DEGREE, SEX OF STUDENT, STATE OR OTHER AREA, AND INSTITUTION: AGGREGATE UNITED STATES, 1968-69 - CONTINUED

STATE OR OTHER AREA AND INSTITUTION	TOTAL, ALL DEGREES	BACHELOR'S DEGREES REQUIRING 4 OR 5 YEARS			FIRST-PROFESSIONAL DEGREES REQUIRING AT LEAST 6 YEARS			MASTER'S DEGREES			DOCTOR'S DEGREES (PH.D., ED.D., ETC.)		
		TOTAL	MEN	WOMEN	TOTAL	MEN	WOMEN	TOTAL	MEN	WOMEN	TOTAL	MEN	WOMEN
1	2	3	4	5	6	7	8	9	10	11	12	13	14
OKLAHOMA - CONTINUED													
SOUTHEASTERN STATE COL	488	375	219	156	-	-	-	113	61	52	-	-	-
SOUTHWESTERN STATE COL	949	745	427	318	-	-	-	204	124	80	-	-	-
UNIV OKLA ALL CAMPUSES	3,482	2,073	1,230	843	212	202	10	972	621	351	225	209	16
UNIVERSITY OF TULSA	992	724	424	300	78	77	1	172	117	55	18	15	3
OREGON	12,785	9,372	5,337	4,035	365	350	15	2,629	1,671	958	419	388	31
CASCADE COLLEGE	29	29	19	10	-	-	-	-	-	-	-	-	-
EASTERN OREGON COLLEGE	263	220	119	101	-	-	-	43	25	18	-	-	-
GEORGE FOX COLLEGE	73	73	46	27	-	-	-	-	-	-	-	-	-
LEWIS & CLARK COLLEGE	434	341	168	173	48	45	3	45	23	22	-	-	-
LINFIELD COLLEGE	224	205	135	70	-	-	-	19	13	6	-	-	-
MARYLHURST COLLEGE	95	95	-	95	-	-	-	-	-	-	-	-	-
MOUNT ANGEL COLLEGE	76	76	26	50	-	-	-	-	-	-	-	-	-
MOUNT ANGEL SEMINARY	11	10	10	-	1	1	-	-	-	-	-	-	-
MULTNOMAH SCHOOL OF BIBLE	8	8	8	-	-	-	-	-	-	-	-	-	-
MUSEUM ART SCHOOL	2	2	2	-	-	-	-	-	-	-	-	-	-
NORTHWEST CHRISTIAN COL	78	78	50	28	-	-	-	-	-	-	-	-	-
OREGON COLLEGE OF EDUC	675	518	206	312	-	-	-	157	104	53	-	-	-
OREGON STATE UNIVERSITY	3,270	2,473	1,575	898	-	-	-	638	458	180	159	154	5
OREGON TECH INSTITUTE	64	64	55	9	-	-	-	-	-	-	-	-	-
PACIFIC UNIVERSITY	198	160	103	57	13	12	1	25	16	9	-	-	-
PORTLAND STATE COLLEGE	1,735	1,449	831	618	-	-	-	286	128	158	-	-	-
REEO COLLEGE	204	151	96	55	-	-	-	53	23	30	-	-	-
SOUTHERN OREGON COLLEGE	551	478	280	198	-	-	-	73	50	23	-	-	-
UNIV OREG MAIN CAMPUS	3,753	2,275	1,280	995	62	59	3	1,187	779	408	229	207	22
UNIV OREG DENTAL SCHOOL	72	-	-	-	70	70	-	2	2	-	-	-	-
UNIV OREG MEDICAL SCHOOL	236	111	2	109	85	79	6	23	10	13	17	15	2
UNIVERSITY OF PORTLAND	361	275	158	117	-	-	-	72	37	35	14	12	2
WARNER PACIFIC COLLEGE	60	60	41	19	-	-	-	-	-	-	-	-	-
WESTERN EVANGELICAL SEM	9	-	-	-	8	8	-	1	1	-	-	-	-
WILLAMETTE UNIVERSITY	304	221	127	94	78	76	2	5	2	3	-	-	-
PENNSYLVANIA	59,112	45,197	26,311	18,886	2,205	2,032	173	10,396	6,462	3,934	1,314	1,166	148
ACAD OF THE NEW CHURCH	8	8	5	3	-	-	-	-	-	-	-	-	-
ALDRIGHT COLLEGE	265	265	155	110	-	-	-	-	-	-	-	-	-
ALLEGHENY COLLEGE	283	279	169	110	-	-	-	4	2	2	-	-	-
ALLENTWN COL ST FR D SALS	99	99	99	-	-	-	-	-	-	-	-	-	-
ALLIANCE COLLEGE	101	101	68	33	-	-	-	-	-	-	-	-	-
ALVERNIA COLLEGE	48	48	-	48	-	-	-	-	-	-	-	-	-
BAPTIST BIBLE SEMINARY	66	66	39	27	-	-	-	-	-	-	-	-	-
BEAVER COLLEGE	177	177	-	177	-	-	-	-	-	-	-	-	-
BRYN MAWR COLLEGE	341	205	-	205	-	-	-	102	17	85	34	8	26
BUCKNELL UNIVERSITY	689	597	380	217	-	-	-	92	79	13	-	-	-
CABRINI COLLEGE	75	75	-	75	-	-	-	-	-	-	-	-	-
CARNEGIE-MELLON UNIV	1,177	705	481	224	-	-	-	363	315	48	109	107	2
CEONK CREST COLLEGE	164	164	-	164	-	-	-	-	-	-	-	-	-
CHATHAM COLLEGE	132	132	-	132	-	-	-	-	-	-	-	-	-
CHESTNUT HILL COLLEGE	248	248	-	248	-	-	-	-	-	-	-	-	-
COLLEGE MISERICORDIA	256	256	-	256	-	-	-	-	-	-	-	-	-
CRUZZER THEOLOGICAL SEM	24	-	-	-	21	21	-	3	2	1	-	-	-
DELAWARE VLY COL SCI & AG	187	187	186	1	-	-	-	-	-	-	-	-	-
DICKINSON COLLEGE	334	334	207	127	-	-	-	-	-	-	-	-	-
DICKINSON SCHOOL OF LAW	92	-	-	-	92	88	4	-	-	-	-	-	-
DIV SCH PROT EPIS CHURCH	19	-	-	-	19	19	-	-	-	-	-	-	-
OREXEL INST OF TECHNOLOGY	1,755	1,212	978	234	-	-	-	526	322	204	17	17	-
OROPSE COL HEBR COG LRNG	7	-	-	-	-	-	-	-	-	-	7	7	-
OUQUESNE UNIVERSITY	1,536	1,067	612	455	90	85	5	364	169	195	15	14	1
EASTERN BAPTIST COLLEGE	108	108	44	64	-	-	-	-	-	-	-	-	-
EASTERN BAPTIST THEOL SEM	46	-	-	-	28	28	-	18	11	7	-	-	-
EASTERN PILGRIM COLLEGE	1	1	1	-	-	-	-	-	-	-	-	-	-
ELIZABETHTOWN COLLEGE	383	383	206	177	-	-	-	-	-	-	-	-	-
FAITH THEOLOGICAL SEM	18	-	-	-	16	16	-	2	2	-	-	-	-
FRANKLIN & MARSHALL COL	403	389	388	1	-	-	-	14	14	-	-	-	-
GANNON COLLEGE	506	458	429	29	-	-	-	48	29	19	-	-	-
GENEVA COLLEGE	331	331	211	120	-	-	-	-	-	-	-	-	-
GETTYSBURG COLLEGE	432	432	291	141	-	-	-	-	-	-	-	-	-
GRATZ COLLEGE	12	12	4	8	-	-	-	-	-	-	-	-	-
GROVE CITY COLLEGE	397	397	265	132	-	-	-	-	-	-	-	-	-

TABLE 3.—BACHELOR'S AND HIGHER DEGREES CONFERRED IN INSTITUTIONS OF HIGHER EDUCATION, BY LEVEL OF DEGREE, SEX OF STUDENT, STATE OR OTHER AREA, AND INSTITUTION: AGGREGATE UNITED STATES, 1968-69 - CONTINUED

STATE OR OTHER AREA AND INSTITUTION	TOTAL, ALL DEGREES	BACHELOR'S DEGREES REQUIRING 4 OR 5 YEARS			FIRST-PROFESSIONAL DEGREES REQUIRING AT LEAST 6 YEARS			MASTER'S DEGREES			DOCTOR'S DEGREES (PH.D., ED.D., ETC.)			
		TOTAL	MEN	WOMEN	TOTAL	MEN	WOMEN	TOTAL	MEN	WOMEN	TOTAL	MEN	WOMEN	
		2	3	4	5	6	7	8	9	10	11	12	13	14
PENNSYLVANIA - CONTINUED														
GWYNEDD-MERCY COLLEGE	136	136	-	136	-	-	-	-	-	-	-	-	-	-
HAHNEMANN MED COL & HOSP	113	2	-	2	99	93	6	1	1	-	11	8	3	
HAVERFORD COLLEGE	124	124	124	-	-	-	-	-	-	-	-	-	-	
HOLY FAMILY COLLEGE	100	100	-	100	-	-	-	-	-	-	-	-	-	
IMMACULATA COLLEGE	365	365	-	365	-	-	-	-	-	-	-	-	-	
INDIANA U OF PA ALL CAM	1,688	1,428	595	833	-	-	-	260	165	95	-	-	-	
JEFFERSON MED COL PHILA	180	-	-	-	167	154	13	1	1	1	12	7	5	
JUNIATA COLLEGE	254	254	150	104	-	-	-	-	-	-	-	-	-	
KINGS COLLEGE	341	341	341	-	-	-	-	-	-	-	-	-	-	
LAFAYETTE COLLEGE	460	460	460	-	-	-	-	-	-	-	-	-	-	
LANCASTER THEOLOGICAL SEM	26	-	-	-	26	24	2	-	-	-	-	-	-	
LA ROCHE COLLEGE	28	28	-	28	-	-	-	-	-	-	-	-	-	
LA SALLE COLLEGE	962	955	952	3	-	-	-	7	5	2	-	-	-	
LEBANON VALLEY COLLEGE	219	219	129	90	-	-	-	-	-	-	-	-	-	
LEHIGH UNIVERSITY	1,259	745	745	-	-	-	-	421	326	95	93	90	3	
LINCOLN UNIVERSITY	145	145	135	10	-	-	-	-	-	-	-	-	-	
LUTH THEOL SEM GETTYSBURG	46	-	-	-	39	39	-	7	6	1	-	-	-	
LUTHERAN THEOL SEM PHILA	21	-	-	-	12	12	-	9	8	1	-	-	-	
LYCOMING COLLEGE	351	351	207	144	-	-	-	-	-	-	-	-	-	
MARY IMMACULATE SEMINARY	24	13	13	-	11	11	-	-	-	-	-	-	-	
MARYWOOD COLLEGE	450	384	-	384	-	-	-	66	11	55	-	-	-	
MERCYHURST COLLEGE	132	132	1	131	-	-	-	-	-	-	-	-	-	
MESSIAH COLLEGE	71	71	36	35	-	-	-	-	-	-	-	-	-	
MOORE COLLEGE OF ART	121	121	-	121	-	-	-	-	-	-	-	-	-	
MORAVIAN COL MAIN CAMPUS	348	348	192	156	-	-	-	-	-	-	-	-	-	
MORAVIAN COL THEOL SEM	8	-	-	-	8	8	-	-	-	-	-	-	-	
MOUNT MERCY COLLEGE	307	307	-	307	-	-	-	-	-	-	-	-	-	
MUHLENBERG COLLEGE	314	314	172	142	-	-	-	-	-	-	-	-	-	
NORTHEAST BIBLE INST	26	26	17	9	-	-	-	-	-	-	-	-	-	
OUR LADY OF ANGELS COL	36	36	-	36	-	-	-	-	-	-	-	-	-	
PA COLLEGE OF OPTOMETRY	178	92	88	4	86	85	1	-	-	-	-	-	-	
PA COL OF PODIATRIC MED	33	-	-	-	33	31	2	-	-	-	-	-	-	
P M C COLLEGES	385	384	381	3	-	-	-	1	1	-	-	-	-	
BLOOMSBURG STATE COLLEGE	841	745	379	366	-	-	-	96	50	46	-	-	-	
CALIFORNIA STATE COLLEGE	1,138	1,084	558	526	-	-	-	54	33	21	-	-	-	
CHEYNEY STATE COLLEGE	343	343	124	219	-	-	-	-	-	-	-	-	-	
CLARION ST COL MAIN CAM	826	793	324	469	-	-	-	33	14	19	-	-	-	
EAST STROUDSBURG ST COL	544	487	196	291	-	-	-	57	39	18	-	-	-	
EDINBORO STATE COLLEGE	968	800	289	511	-	-	-	168	85	83	-	-	-	
KUTZTOWN STATE COLLEGE	839	658	233	425	-	-	-	181	77	104	-	-	-	
LOCK HAVEN STATE COLLEGE	403	403	162	241	-	-	-	-	-	-	-	-	-	
MANSFIELD STATE COLLEGE	526	520	229	291	-	-	-	6	3	3	-	-	-	
MILLERSVILLE STATE COL	999	900	389	511	-	-	-	99	60	39	-	-	-	
SHIPPENSBURG STATE COL	1,153	800	318	482	-	-	-	353	205	148	-	-	-	
SLIPPERY ROCK STATE COL	869	798	278	520	-	-	-	71	35	36	-	-	-	
WEST CHESTER STATE COL	1,227	1,040	409	631	-	-	-	187	116	71	-	-	-	
PENN ST UNIV ALL CAMPUSES	7,041	5,560	3,737	1,823	-	-	-	1,137	825	312	344	313	31	
PHILA COLLEGE OF ART	187	187	95	92	-	-	-	-	-	-	-	-	-	
PHILA COLLEGE OF BIBLE	98	98	54	44	-	-	-	-	-	-	-	-	-	
PHILA COL OSTEOPATHIC MED	93	-	-	-	90	88	2	3	3	-	-	-	-	
PHILA COL PHARMACY & SCI	154	130	107	23	9	8	1	15	14	1	-	-	-	
PHILA COL TEXTILES & SCI	243	243	226	17	-	-	-	-	-	-	-	-	-	
PHILA MUSICAL ACADEMY	30	30	18	12	-	-	-	-	-	-	-	-	-	
PITTSBURGH THEOL SEM	63	-	-	-	51	49	2	12	10	2	-	-	-	
POINT PARK COLLEGE	251	251	197	54	-	-	-	-	-	-	-	-	-	
REFORMED PRESB THEOL SEM	4	-	-	-	4	4	-	-	-	-	-	-	-	
ROSEMONT COLLEGE	143	143	-	143	-	-	-	-	-	-	-	-	-	
ST CHARLES BORROMEO SEM	94	94	94	-	-	-	-	-	-	-	-	-	-	
ST FIDELIS COL & SEM	11	11	11	-	-	-	-	-	-	-	-	-	-	
ST FRANCIS COLLEGE	347	334	225	109	-	-	-	13	13	-	-	-	-	
ST JOSEPH COLLEGE	873	837	723	114	-	-	-	36	25	11	-	-	-	
ST VINCENT COLLEGE	226	226	226	-	-	-	-	-	-	-	-	-	-	
SETON HILL COLLEGE	200	200	-	200	-	-	-	-	-	-	-	-	-	
SUSQUEHANNA UNIVERSITY	267	267	166	101	-	-	-	-	-	-	-	-	-	
SMARTHMORE COLLEGE	240	237	123	114	-	-	-	3	2	1	-	-	-	
TEMPLE UNIVERSITY	4,801	2,670	1,373	1,297	358	338	20	1,652	898	754	121	105	16	
THIEL COLLEGE	236	235	123	112	-	-	-	1	1	-	-	-	-	
UNIV OF PENNSYLVANIA	4,117	1,785	1,136	649	504	465	39	1,460	1,089	371	368	329	39	
UNIV PITTSBG ALL CAMPUSES	4,202	2,217	1,422	795	248	232	16	1,556	882	674	181	159	22	
UNIVERSITY OF SCRANTON	654	448	446	2	-	-	-	206	129	77	-	-	-	

TABLE 3.—BACHELOR'S AND HIGHER DEGREES CONFERRED IN INSTITUTIONS OF HIGHER EDUCATION, BY LEVEL OF DEGREE, SEX OF STUDENT, STATE OR OTHER AREA, AND INSTITUTION: AGGREGATE UNITED STATES, 1968-69 - CONTINUED

STATE OR OTHER AREA AND INSTITUTION	TOTAL, ALL DEGREES	BACHELOR'S DEGREES REQUIRING 4 OR 5 YEARS			FIRST-PROFESSIONAL DEGREES REQUIRING AT LEAST 6 YEARS			MASTER'S DEGREES			DOCTOR'S DEGREES (PH.D., ED.D., ETC.)			
		TOTAL	MEN	WOMEN	TOTAL	MEN	WOMEN	TOTAL	MEN	WOMEN	TOTAL	MEN	WOMEN	
		1	2	3	4	5	6	7	8	9	10	11	12	13
PENNSYLVANIA - CONTINUED														
URSINUS COLLEGE	274	274	166	108	-	-	-	-	-	-	-	-	-	-
VILLA MARIA COLLEGE	176	176	-	176	-	-	-	-	-	-	-	-	-	-
VILLANOVA UNIVERSITY	1,727	1,159	1,008	151	107	105	2	461	229	232	-	-	-	-
WASHINGTON JEFFERSON COL	195	195	195	-	-	-	-	-	-	-	-	-	-	-
WAYNESBURG COLLEGE	252	252	163	89	-	-	-	-	-	-	-	-	-	-
WESTMINSTER COLLEGE	532	319	171	148	-	-	-	213	128	85	-	-	-	-
WESTMINSTER THEOL SEM	37	-	-	-	29	29	-	6	6	-	2	2	-	-
WILKES COLLEGE	483	478	262	216	-	-	-	5	4	1	-	-	-	-
WILSON COLLEGE	153	153	-	153	-	-	-	-	-	-	-	-	-	-
WOMANS MED COL OF PA	61	-	-	-	58	-	58	3	2	1	-	-	-	-
RHODE ISLAND	5,579	4,415	2,679	1,736	-	-	-	1,004	547	457	160	148	12	-
BARRINGTON COLLEGE	152	152	60	92	-	-	-	-	-	-	-	-	-	-
BROWN UNIVERSITY	1,277	851	646	205	-	-	-	286	152	134	140	128	12	-
BRYANT COLLEGE OF BUS ADM	344	344	294	50	-	-	-	-	-	-	-	-	-	-
CATHOLIC TEACHERS COLLEGE	31	31	1	30	-	-	-	-	-	-	-	-	-	-
MOUNT ST JOSEPH COLLEGE	53	53	-	53	-	-	-	-	-	-	-	-	-	-
PROVIDENCE COLLEGE	755	701	693	8	-	-	-	53	24	29	1	1	-	-
RHODE ISLAND COLLEGE	818	614	144	470	-	-	-	204	79	125	-	-	-	-
R I SCHOOL OF DESIGN	286	251	154	97	-	-	-	35	15	20	-	-	-	-
SALVE REGINA COLLEGE	215	215	-	215	-	-	-	-	-	-	-	-	-	-
SEM OF OUR LADY OF PROV	21	21	21	-	-	-	-	-	-	-	-	-	-	-
UNIV R I ALL CAMPUSES	1,627	1,182	666	516	-	-	-	426	277	149	19	19	-	-
SOUTH CAROLINA	7,909	6,794	3,770	3,024	267	262	5	756	487	269	92	83	9	-
ALLEN UNIVERSITY	140	140	70	70	-	-	-	-	-	-	-	-	-	-
BENEDICT COLLEGE	268	268	100	168	-	-	-	-	-	-	-	-	-	-
BAPTIST COL OF CHARLESTON	189	189	166	23	-	-	-	-	-	-	-	-	-	-
CENTRAL WESLEYAN COLLEGE	52	52	27	25	-	-	-	-	-	-	-	-	-	-
CITADEL MILITARY COL S C	450	450	450	-	-	-	-	-	-	-	-	-	-	-
CLAFLIN COLLEGE	156	156	55	101	-	-	-	-	-	-	-	-	-	-
CLEMSON UNIV ALL CAMPUSES	1,148	930	820	110	-	-	-	185	154	31	33	32	1	-
COKER COLLEGE FOR WOMEN	61	61	-	61	-	-	-	-	-	-	-	-	-	-
COLLEGE OF CHARLESTON	77	77	39	38	-	-	-	-	-	-	-	-	-	-
COLUMBIA BIBLE COLLEGE	60	52	28	24	3	3	-	5	2	3	-	-	-	-
COLUMBIA COLLEGE	218	218	2	216	-	-	-	-	-	-	-	-	-	-
CONVERSE COLLEGE	178	136	-	136	-	-	-	42	14	28	-	-	-	-
ERSKINE COLLEGE	193	190	106	84	3	3	-	-	-	-	-	-	-	-
FURMAN UNIVERSITY	383	337	182	155	-	-	-	46	19	27	-	-	-	-
LANDER COLLEGE	119	119	39	80	-	-	-	-	-	-	-	-	-	-
LIMESTONE COLLEGE	134	134	38	96	-	-	-	-	-	-	-	-	-	-
LUTHERAN THEOL SOUTHN SEM	42	-	-	-	41	41	-	1	1	-	-	-	-	-
MEDICAL COLLEGE OF S C	113	37	20	17	72	71	1	4	4	-	-	-	-	-
MORRIS COLLEGE	87	87	28	59	-	-	-	-	-	-	-	-	-	-
NEWBERRY COLLEGE	186	186	127	59	-	-	-	-	-	-	-	-	-	-
PRESBYTERIAN COLLEGE	161	161	127	34	-	-	-	-	-	-	-	-	-	-
SOUTH CAROLINA ST COLLEGE	403	285	132	153	-	-	-	118	48	70	-	-	-	-
UNIV S C ALL CAMPUSES	2,041	1,521	928	593	148	144	4	313	245	68	59	51	8	-
VOORHEES COLLEGE	88	88	36	52	-	-	-	-	-	-	-	-	-	-
WINTHROP COLLEGE	711	669	-	669	-	-	-	42	-	42	-	-	-	-
WOFFORD COLLEGE	251	251	250	1	-	-	-	-	-	-	-	-	-	-
SOUTH DAKOTA	5,163	4,312	2,451	1,861	46	46	-	762	591	171	43	42	1	-
AUGUSTANA COLLEGE	420	416	196	220	-	-	-	4	1	3	-	-	-	-
BLACK HILLS STATE COLLEGE	458	411	210	201	-	-	-	47	24	23	-	-	-	-
DAKOTA WESLEYAN UNIV	146	146	73	73	-	-	-	-	-	-	-	-	-	-
GEN BEADLE STATE COLLEGE	239	239	132	107	-	-	-	-	-	-	-	-	-	-
HURON COLLEGE	115	115	58	57	-	-	-	-	-	-	-	-	-	-
MOUNT MARTY COLLEGE	121	121	-	121	-	-	-	-	-	-	-	-	-	-
NATL COLLEGE OF BUSINESS	18	18	18	-	-	-	-	-	-	-	-	-	-	-
NORTH AMERICAN BAPT SEM	14	-	-	-	14	14	-	-	-	-	-	-	-	-
NORTHERN STATE COLLEGE	678	589	279	310	-	-	-	89	63	26	-	-	-	-
ST LOUIS COLLEGE	218	218	103	115	-	-	-	-	-	-	-	-	-	-
S OAK SCH MINES & TECH	253	198	187	11	-	-	-	55	52	3	-	-	-	-
SOUTH DAKOTA STATE UNIV	1,013	778	517	261	-	-	-	229	199	30	6	6	-	-
SOUTHERN STATE COLLEGE	186	186	114	72	-	-	-	-	-	-	-	-	-	-
UNIVERSITY SOUTH DAKOTA	1,140	733	462	271	32	32	-	338	252	86	37	36	1	-
YANKTON COLLEGE	144	144	102	42	-	-	-	-	-	-	-	-	-	-

TABLE 3.—BACHELOR'S AND HIGHER DEGREES CONFERRED IN INSTITUTIONS OF HIGHER EDUCATION, BY LEVEL OF DEGREE, SEX OF STUDENT, STATE OR OTHER AREA, AND INSTITUTION: AGGREGATE UNITED STATES, 1968-69 - CONTINUED

STATE OR OTHER AREA AND INSTITUTION	TOTAL, ALL DEGREES	BACHELOR'S DEGREES REQUIRING 4 OR 5 YEARS			FIRST-PROFESSIONAL DEGREES REQUIRING AT LEAST 6 YEARS			MASTER'S DEGREES			DOCTOR'S DEGREES (PH.D., ED.D., ETC.)		
		TOTAL	MEN	WOMEN	TOTAL	MEN	WOMEN	TOTAL	MEN	WOMEN	TOTAL	MEN	WOMEN
1	2	3	4	5	6	7	8	9	10	11	12	13	14
TENNESSEE	18,906	14,827	8,462	6,365	865	833	32	2,834	1,694	1,140	380	332	48
AUSTIN PEAY STATE UNIV	435	385	232	153	--	--	--	50	31	19	--	--	--
BELMONT COLLEGE	209	209	110	99	--	--	--	--	--	--	--	--	--
BETHEL COLLEGE	200	200	145	55	--	--	--	--	--	--	--	--	--
CARSON NEWMAN COLLEGE	421	421	223	198	--	--	--	--	--	--	--	--	--
CHRISTIAN BROTHERS COL	186	186	186	--	--	--	--	--	--	--	--	--	--
DAVID LIPSCOMB COLLEGE	426	426	198	228	--	--	--	--	--	--	--	--	--
E TENN ST U ALL CAMPUSES	1,282	1,093	691	402	--	--	--	189	135	54	--	--	--
FISK UNIVERSITY	270	235	76	159	--	--	--	35	26	9	--	--	--
FREE WILL BAPT BIBLE COL	37	37	25	12	--	--	--	--	--	--	--	--	--
GEORGE PEABODY COL TCHRS	652	270	50	220	--	--	--	337	128	209	45	30	15
KING COLLEGE	63	63	26	37	--	--	--	--	--	--	--	--	--
KNOXVILLE COLLEGE	174	174	67	107	--	--	--	--	--	--	--	--	--
LAMBUTH COLLEGE	200	200	113	87	--	--	--	--	--	--	--	--	--
LANE COLLEGE	195	195	61	134	--	--	--	--	--	--	--	--	--
LEE COLLEGE	138	138	71	67	--	--	--	--	--	--	--	--	--
LE MOYNE-OWEN COLLEGE	114	114	23	91	--	--	--	--	--	--	--	--	--
LINCOLN MEMORIAL UNIV	152	152	79	73	--	--	--	--	--	--	--	--	--
MARYVILLE COLLEGE	146	146	55	91	--	--	--	--	--	--	--	--	--
MEHARRY MEDICAL COLLEGE	71	--	--	--	71	68	3	--	--	--	--	--	--
MEMPHIS ACADEMY OF ARTS	27	27	12	15	--	--	--	--	--	--	--	--	--
MEMPHIS STATE UNIVERSITY	2,187	1,592	927	665	51	47	4	536	271	265	8	7	1
MIDDLE TENNESSEE ST UNIV	1,329	1,089	606	483	--	--	--	240	152	88	--	--	--
MILLIGAN COLLEGE INC	183	183	92	91	--	--	--	--	--	--	--	--	--
SCARRITT COLLEGE	60	30	12	18	--	--	--	30	15	15	--	--	--
SIENA COLLEGE	69	69	--	69	--	--	--	--	--	--	--	--	--
SOUTHERN COL OF OPTOMETRY	147	55	52	3	92	89	3	--	--	--	--	--	--
SOUTHERN MISSIONARY COL	172	172	79	93	--	--	--	--	--	--	--	--	--
SOUTHWESTERN AT MEMPHIS	245	245	134	111	--	--	--	--	--	--	--	--	--
TENN AG & INDUS ST UNIV	705	574	263	311	--	--	--	131	55	76	--	--	--
TENN TECHNOLOGICAL UNIV	1,045	936	636	300	--	--	--	109	81	28	--	--	--
TENNESSEE TEMPLE COLLEGE	131	131	81	50	--	--	--	--	--	--	--	--	--
TENN WESLEYAN COLLEGE	148	148	79	69	--	--	--	--	--	--	--	--	--
TREVECCA NAZARENE COLLEGE	109	109	61	48	--	--	--	--	--	--	--	--	--
TUSCULUM COLLEGE	108	108	59	49	--	--	--	--	--	--	--	--	--
UNION UNIVERSITY	146	146	80	66	--	--	--	--	--	--	--	--	--
UNIVERSITY OF THE SOUTH	222	183	183	--	22	22	--	17	17	--	--	--	--
UNIV OF TENN ALL CAMPUSES ^{2/}	5,027	3,455	2,034	1,421	422	409	13	953	654	299	197	181	16
VANDERBILT UNIVERSITY	1,397	853	604	249	207	198	9	207	129	78	130	114	16
WM JENNINGS BRYAN COLLEGE	78	78	37	41	--	--	--	--	--	--	--	--	--
TEXAS	46,963	36,026	19,822	16,204	1,895	1,824	71	7,989	4,954	3,035	1,053	903	150
ABILENE CHRISTIAN COLLEGE	608	521	269	252	11	11	--	76	53	23	--	--	--
ANGELO STATE COLLEGE	300	300	155	145	--	--	--	--	--	--	--	--	--
AUSTIN COLLEGE	202	192	112	80	--	--	--	10	2	8	--	--	--
AUSTIN PRESB THEOL SEM	23	--	--	--	21	19	2	2	2	--	--	--	--
BAYLUR UNIV MAIN CAMPUS	1,582	1,272	601	671	97	95	2	189	127	62	24	21	3
BAYLOR UNIV COL DENTISTRY	145	35	--	35	89	89	--	18	16	2	3	2	1
BAYLOR UNIV MEDICAL COL	101	--	--	--	85	82	3	5	3	2	11	9	2
BISHOP COLLEGE	188	188	69	119	--	--	--	--	--	--	--	--	--
DALLAS THEOLOGICAL SEM	75	--	--	--	--	--	--	66	66	--	9	9	--
DOMINICAN COLLEGE	51	51	--	51	--	--	--	--	--	--	--	--	--
EAST TEXAS BAPTIST COL	91	91	45	46	--	--	--	--	--	--	--	--	--
EAST TEXAS STATE UNIV	1,899	1,295	711	584	--	--	--	566	286	280	38	30	8
EPISCOPAL THEOL SEM OF SW	3	--	--	--	2	2	--	1	1	--	--	--	--
GULF COAST BIBLE COLLEGE	23	23	19	4	--	--	--	--	--	--	--	--	--
HARDIN SIMMONS UNIVERSITY	318	261	140	121	--	--	--	57	32	25	--	--	--
HOUSTON BAPTIST COLLEGE	91	91	47	44	--	--	--	--	--	--	--	--	--
HOWARD PAYNE COLLEGE	264	241	146	95	--	--	--	23	7	16	--	--	--
HUSTON TILLOTSON COLLEGE	111	111	34	77	--	--	--	--	--	--	--	--	--
INCARNATE WORD COLLEGE	264	221	2	219	--	--	--	43	11	32	--	--	--
JARVIS CHRISTIAN COLLEGE	50	50	17	33	--	--	--	--	--	--	--	--	--
LAMAR STATE COL TECH	1,168	1,089	600	489	--	--	--	79	39	40	--	--	--
LETOURNEAU COLLEGE	102	102	95	7	--	--	--	--	--	--	--	--	--
MARY HARDIN BAYLOR COL	157	157	17	140	--	--	--	--	--	--	--	--	--
MCMURRY COLLEGE	205	205	119	86	--	--	--	--	--	--	--	--	--
MIDWESTERN UNIVERSITY	404	361	178	183	--	--	--	43	19	24	--	--	--

^{2/} UNIV OF CHATTANOOGA MERGED WITH UNIV OF TENNESSEE AND IS NOW KNOWN AS UNIV OF TENNESSEE AT CHATTANOOGA.

TABLE 3.—BACHELOR'S AND HIGHER DEGREES CONFERRED IN INSTITUTIONS OF HIGHER EDUCATION, BY LEVEL OF DEGREE, SEX OF STUDENT, STATE OR OTHER AREA, AND INSTITUTION: AGGREGATE UNITED STATES, 1968-69 - CONTINUED

STATE OR OTHER AREA AND INSTITUTION	TOTAL, ALL DEGREES	BACHELOR'S DEGREES REQUIRING 4 OR 5 YEARS			FIRST-PROFESSIONAL DEGREES REQUIRING AT LEAST 6 YEARS			MASTER'S DEGREES			DOCTOR'S DEGREES (PH.D., ED.D., ETC.)			
		TOTAL	MEN	WOMEN	TOTAL	MEN	WOMEN	TOTAL	MEN	WOMEN	TOTAL	MEN	WOMEN	
		1	2	3	4	5	6	7	8	9	10	11	12	13
TEXAS - CONTINUED														
NORTH TEXAS STATE UNIV	3,143	2,296	1,182	1,114	-	-	-	791	448	343	56	50	6	
OBLATE COL OF SOUTHWEST	12	-	-	-	-	12	12	-	-	-	-	-	-	
OUR LADY OF THE LAKE COL	379	176	5	171	-	-	-	203	85	118	-	-	-	
PAN AMERICAN COLLEGE	370	370	180	190	-	-	-	-	-	-	-	-	-	
PAUL QUINN COLLEGE	49	49	21	28	-	-	-	-	-	-	-	-	-	
RICE UNIVERSITY	609	399	297	102	-	-	-	129	117	12	81	70	11	
ST EDWARDS UNIVERSITY	219	219	219	-	-	-	-	-	-	-	-	-	-	
ST MARYS UNIVERSITY	751	531	442	89	97	97	-	123	99	24	-	-	-	
SAM HOUSTON STATE COL	1,543	1,153	588	565	-	-	-	390	246	144	-	-	-	
SOUTHERN METHODIST UNIV	1,739	1,039	591	448	218	207	11	462	350	112	20	19	1	
SOUTH TEXAS COLLEGE LAW	126	-	-	-	126	122	4	-	-	-	-	-	-	
SOUTHWESTN ASSEMB GGO COL	39	39	33	6	-	-	-	-	-	-	-	-	-	
SOUTHWESTERN UNION COL	19	19	14	5	-	-	-	-	-	-	-	-	-	
SOUTHWESTERN UNIVERSITY	159	159	87	72	-	-	-	-	-	-	-	-	-	
SOUTHWEST TEXAS STATE COL	1,361	1,175	567	608	-	-	-	186	98	88	-	-	-	
STEPHEN F AUSTIN ST COL	1,484	1,200	607	593	-	-	-	284	138	146	-	-	-	
SUL ROSS STATE COLLEGE	380	339	214	125	-	-	-	41	24	17	-	-	-	
TEXAS A & I UNIVERSITY	1,016	836	416	420	-	-	-	180	125	55	-	-	-	
PRAIRIE VIEW A & M COL	711	474	206	268	-	-	-	237	84	153	-	-	-	
TARLETON STATE COLLEGE	308	308	187	121	-	-	-	-	-	-	-	-	-	
TEXAS A & M UNIVERSITY	2,586	1,652	1,601	51	104	102	2	653	593	60	177	171	6	
TEXAS CHRISTIAN UNIV	1,297	1,026	499	527	17	17	-	218	133	85	36	32	4	
TEXAS COLLEGE	71	71	25	46	-	-	-	-	-	-	-	-	-	
TEX LUTH COL ALL CAMPUSES	127	127	68	59	-	-	-	-	-	-	-	-	-	
TEXAS SOUTHERN UNIV	558	414	158	256	12	11	1	132	42	90	-	-	-	
TEXAS TECHNOLOGICAL COL	3,164	2,686	1,509	1,177	-	-	-	437	319	118	41	35	6	
TEXAS WESLEYAN COLLEGE	293	293	159	134	-	-	-	-	-	-	-	-	-	
TEXAS WOMANS UNIVERSITY	852	642	-	642	-	-	-	189	-	189	21	-	21	
TRINITY UNIVERSITY	444	354	165	189	-	-	-	90	61	29	-	-	-	
UNIV OF CORPUS CHRISTI	86	86	54	32	-	-	-	-	-	-	-	-	-	
UNIVERSITY OF DALLAS	208	163	78	85	-	-	-	45	37	8	-	-	-	
UNIVERSITY OF HOUSTON	3,287	2,479	1,462	1,017	176	170	6	544	307	237	88	75	13	
UNIVERSITY OF ST THOMAS	145	132	82	50	-	-	-	13	13	-	-	-	-	
UNIV OF TEX AT ARLINGTON	1,023	995	753	242	-	-	-	28	21	7	-	-	-	
UNIV TEXAS AT AUSTIN	6,812	4,924	2,813	2,111	500	476	24	969	676	293	419	358	61	
UNIV OF TEXAS AT EL PASO	1,403	1,182	605	577	-	-	-	221	134	87	-	-	-	
UNIV TEX DENTAL BR HOUSTN	115	-	-	-	95	93	2	20	19	1	-	-	-	
U TEX GRAD SCH-BIOMED SCI	20	-	-	-	-	-	-	12	8	4	8	7	1	
UNIV TEX MED SCH DALLAS	118	-	-	-	96	91	5	11	6	5	11	8	3	
UNIV TEX MED BR GALVESTON	187	30	6	24	137	128	9	11	10	1	9	6	3	
U TEX NURSING SCHOOL	103	101	3	98	-	-	-	2	1	1	-	-	-	
U TEX SCH OF PUB HEALTH	1	-	-	-	-	-	-	-	-	-	1	1	-	
WAYLAND BAPTIST COLLEGE	117	117	42	75	-	-	-	-	-	-	-	-	-	
WEST TEXAS STATE UNIV	1,008	818	467	351	-	-	-	190	96	94	-	-	-	
WILEY COLLEGE	96	96	41	55	-	-	-	-	-	-	-	-	-	
UTAH														
BRIGHAM YOUNG UNIVERSITY	4,197	3,506	2,039	1,467	-	-	-	643	532	111	48	46	2	
COLLEGE OF SOUTHERN UTAH	200	200	126	74	-	-	-	-	-	-	-	-	-	
UNIV OF UTAH	3,138	2,128	1,355	773	151	146	5	666	537	129	193	179	14	
UTAH ST UNIV MAIN CAMPUS	1,867	1,366	860	506	-	-	-	427	339	88	74	66	8	
WEBER STATE COLLEGE	752	752	501	251	-	-	-	-	-	-	-	-	-	
WESTMINSTER COLLEGE	107	104	55	49	-	-	-	3	2	1	-	-	-	
VERMONT														
BENNINGTON COLLEGE	96	94	5	89	-	-	-	2	-	2	-	-	-	
CASTLETON STATE COLLEGE	213	213	96	117	-	-	-	-	-	-	-	-	-	
COL ST JOS THE PROVIDER	9	9	-	9	-	-	-	-	-	-	-	-	-	
GODDARD COLLEGE	173	173	76	97	-	-	-	-	-	-	-	-	-	
JOHNSON STATE COLLEGE	88	88	47	41	-	-	-	-	-	-	-	-	-	
LYNDON STATE COLLEGE	107	107	61	46	-	-	-	-	-	-	-	-	-	
MARK HOPKINS COLLEGE	6	6	6	-	-	-	-	-	-	-	-	-	-	
MARLBORO COLLEGE	36	36	26	10	-	-	-	-	-	-	-	-	-	
MIDDLEBURY COLLEGE	710	323	203	120	-	-	-	386	148	238	1	1	-	
NEWICH UNIVERSITY	266	255	255	-	-	-	-	11	3	8	-	-	-	

TABLE 3.—BACHELOR'S AND HIGHER DEGREES CONFERRED IN INSTITUTIONS OF HIGHER EDUCATION, BY LEVEL OF DEGREE, SEX OF STUDENT, STATE OR OTHER AREA, AND INSTITUTION: AGGREGATE UNITED STATES, 1968-69 - CONTINUED

STATE OR OTHER AREA AND INSTITUTION	TOTAL, ALL DEGREES	BACHELOR'S DEGREES REQUIRING 4 OR 5 YEARS			FIRST-PROFESSIONAL DEGREES REQUIRING AT LEAST 6 YEARS			MASTER'S DEGREES			DOCTOR'S DEGREES (PH.D., E.D., ETC.)			
		TOTAL	MEN	WOMEN	TOTAL	MEN	WOMEN	TOTAL	MEN	WOMEN	TOTAL	MEN	WOMEN	
		1	2	3	4	5	6	7	8	9	10	11	12	13
VERMONT - CONTINUED														
ST MICHAELS COLLEGE	340	265	265	-	-	-	-	-	75	56	19	-	-	-
TRINITY COLLEGE	93	93	-	93	-	-	-	-	-	-	-	-	-	-
UNIV OF VT & ST AGRIC COL	1,062	869	505	364	48	45	3	128	76	52	17	16	1	
VERMONT COLLEGE	7	7	-	7	-	-	-	-	-	-	-	-	-	
WINDHAM COLLEGE	117	117	81	36	-	-	-	-	-	-	-	-	-	
VIRGINIA	16,095	12,845	6,552	6,293	120	694	26	2,271	1,428	843	259	241	18	
BRIOWATER COLLEGE	184	184	92	92	-	-	-	-	-	-	-	-	-	
COL WM & MARY MAIN CAMPUS	1,037	727	359	368	64	62	2	244	157	87	2	2	-	
EASTERN MENNONITE COLLEGE	204	198	95	103	6	6	-	-	-	-	-	-	-	
EMORY & HENRY COLLEGE	255	255	148	107	-	-	-	-	-	-	-	-	-	
HAMPDEN SYONEY COLLEGE	138	138	138	-	-	-	-	-	-	-	-	-	-	
HAMPTON INSTITUTE	483	405	175	230	-	-	-	78	29	49	-	-	-	
HOLLINS COLLEGE	241	235	-	235	-	-	-	6	5	1	-	-	-	
INST TEXTILE TECHNOLOGY	6	-	-	-	-	-	-	6	6	-	-	-	-	
LONGWOOD COLLEGE	397	369	-	369	-	-	-	28	8	20	-	-	-	
LYNCHBURG COLLEGE	361	307	141	166	-	-	-	54	27	27	-	-	-	
MAISON COLLEGE	648	598	52	546	-	-	-	50	25	25	-	-	-	
MARY BALOWIN COLLEGE	150	150	-	150	-	-	-	-	-	-	-	-	-	
OLD DOMINION COLLEGE	899	818	407	411	-	-	-	81	50	31	-	-	-	
PRESBYTERIAN SCH CHRIS ED	54	9	4	5	-	-	-	45	24	21	-	-	-	
RAOFORU COLLEGE	942	818	-	818	-	-	-	124	57	67	-	-	-	
RANDOLPH MACON COLLEGE	185	185	183	2	-	-	-	-	-	-	-	-	-	
RANDOLPH MACON WOMANS COL	182	182	-	182	-	-	-	-	-	-	-	-	-	
ROANOKE COLLEGE	212	212	118	94	-	-	-	-	-	-	-	-	-	
ST PAULS COLLEGE	49	49	13	36	-	-	-	-	-	-	-	-	-	
SHENANDOAH COL & CONS MUS	36	36	19	17	-	-	-	-	-	-	-	-	-	
STRATFORD COLLEGE	82	82	-	82	-	-	-	-	-	-	-	-	-	
SWEET BRIAR COLLEGE	135	135	-	135	-	-	-	-	-	-	-	-	-	
UNION THEOLOGICAL SEM	68	-	-	-	49	45	4	15	14	1	4	4	-	
UNIVERSITY OF RICHMOND	788	644	468	176	54	52	2	90	69	21	-	-	-	
UNIV OF VA MARY WASH COL	452	452	-	452	-	-	-	-	-	-	-	-	-	
UNIV VIRGINIA MAIN CAMPUS	2,502	1,139	1,016	123	299	289	10	909	574	335	155	142	13	
UNIV VA GEO MASON COLLEGE	134	134	77	57	-	-	-	-	-	-	-	-	-	
VA COMMNLTH UNIV ALL CAM	1,625	1,213	540	673	171	163	8	233	142	91	8	6	2	
VIRGINIA MILITARY INST	269	269	-	-	-	-	-	-	-	-	-	-	-	
VIRGINIA POLY INSTITUTE	2,097	1,766	1,626	140	-	-	-	241	209	32	90	87	3	
VIRGINIA SEMINARY & COL	10	10	6	4	-	-	-	-	-	-	-	-	-	
VA STATE COL MAIN CAMPUS	414	347	141	206	-	-	-	67	32	35	-	-	-	
VA STATE COL NORFOLK DIV	313	313	123	190	-	-	-	-	-	-	-	-	-	
VIRGINIA UNION UNIVERSITY	184	176	52	124	8	8	-	-	-	-	-	-	-	
WASHINGTON & LEE UNIV	359	290	290	-	69	69	-	-	-	-	-	-	-	
WASHINGTON	16,742	13,273	7,525	5,748	338	324	14	2,675	1,748	927	456	410	46	
CENTRAL WASHINGTON ST COL	1,450	1,293	745	548	-	-	-	157	113	44	-	-	-	
EASTERN WASHINGTON ST COL	1,207	1,074	656	418	-	-	-	133	90	43	-	-	-	
FT WRIGHT COL HOLY NAMES	66	58	-	58	-	-	-	8	2	6	-	-	-	
GONZAGA UNIVERSITY	304	403	263	140	30	30	-	71	37	34	-	-	-	
NORTHWEST COLLEGE	39	39	32	7	-	-	-	-	-	-	-	-	-	
PACIFIC LUTHERAN UNIV	502	469	212	257	-	-	-	33	28	5	-	-	-	
ST MARTINS COLLEGE	142	142	99	43	-	-	-	-	-	-	-	-	-	
SEATTLE PACIFIC COLLEGE	440	419	186	233	-	-	-	21	15	6	-	-	-	
SEATTLE UNIVERSITY	883	720	384	336	-	-	-	163	114	49	-	-	-	
SULPICIAN SEM OF THE NW	12	12	12	-	-	-	-	-	-	-	-	-	-	
UNIV OF PUGET SOUND	610	561	303	258	-	-	-	49	35	14	-	-	-	
UNIVERSITY OF WASHINGTON	6,312	4,274	2,527	1,747	260	250	10	1,446	873	573	332	295	37	
WALLA WALLA COLLEGE	292	265	136	129	-	-	-	27	19	8	-	-	-	
WASHINGTON STATE UNIV	2,495	2,010	1,223	787	48	44	4	313	257	56	124	115	9	
WESTERN WASHINGTON ST COL	1,294	1,116	536	580	-	-	-	178	129	49	-	-	-	
WHITMAN COLLEGE	190	190	110	80	-	-	-	-	-	-	-	-	-	
WHITWORTH COLLEGE	304	228	101	127	-	-	-	76	36	40	-	-	-	
WEST VIRGINIA	8,631	7,247	4,184	3,063	155	149	6	1,156	774	382	73	63	10	
ALOERSON BROADOUS COLLEGE	125	125	63	62	-	-	-	-	-	-	-	-	-	
APPALACHIAN BIBLE INST	5	5	4	1	-	-	-	-	-	-	-	-	-	
BETHANY COLLEGE	258	258	166	92	-	-	-	-	-	-	-	-	-	
BLUEFIELD STATE COLLEGE	120	120	54	66	-	-	-	-	-	-	-	-	-	
CONCORD COLLEGE	325	325	170	155	-	-	-	-	-	-	-	-	-	

TABLE 3.—BACHELOR'S AND HIGHER DEGREES CONFERRED IN INSTITUTIONS OF HIGHER EDUCATION, BY LEVEL OF DEGREE, SEX OF STUDENT, STATE OR OTHER AREA, AND INSTITUTION: AGGREGATE UNITED STATES, 1968-69 - CONTINUED

STATE OR OTHER AREA AND INSTITUTION	TOTAL, ALL DEGREES	BACHELOR'S DEGREES REQUIRING 4 OR 5 YEARS			FIRST-PROFESSIONAL DEGREES REQUIRING AT LEAST 6 YEARS			MASTER'S DEGREES			DOCTOR'S DEGREES (PH.D., ED.D., ETC.)		
		TOTAL	MEN	WOMEN	TOTAL	MEN	WOMEN	TOTAL	MEN	WOMEN	TOTAL	MEN	WOMEN
1	2	3	4	5	6	7	8	9	10	11	12	13	14
WEST VIRGINIA - CONTINUED													
DAVIS & ELKINS COLLEGE	153	153	83	70	-	-	-	-	-	-	-	-	-
FAIRMONT STATE COLLEGE	420	420	226	194	-	-	-	-	-	-	-	-	-
GLENVILLE STATE COLLEGE	217	217	110	107	-	-	-	-	-	-	-	-	-
MARSHALL UNIV ALL CAMPUSES	1,244	994	482	512	-	-	-	250	119	131	-	-	-
MORRIS HARVEY COLLEGE	469	469	282	187	-	-	-	-	-	-	-	-	-
SALEM COLLEGE ALL CAMPUS	321	321	244	77	-	-	-	-	-	-	-	-	-
SHEPHERD COLLEGE	259	259	121	138	-	-	-	-	-	-	-	-	-
W LIBERTY ST COL ALL CAM	437	437	251	186	-	-	-	-	-	-	-	-	-
W VIRGINIA INST OF TECH	266	266	222	44	-	-	-	-	-	-	-	-	-
WEST VIRGINIA STATE COL	300	300	149	151	-	-	-	-	-	-	-	-	-
W VA UNIV ALL CAMPUSES	3,161	2,027	1,267	760	155	149	6	906	655	251	73	63	10
W VIRGINIA WESLEYAN COL	361	361	178	183	-	-	-	-	-	-	-	-	-
WHEELING COLLEGE	190	190	112	78	-	-	-	-	-	-	-	-	-
WISCONSIN	23,987	18,242	9,614	8,628	592	571	21	4,356	2,714	1,642	797	692	105
ALVERNO COLLEGE	361	361	-	361	-	-	-	-	-	-	-	-	-
BELOIT COLLEGE	312	304	129	175	-	-	-	8	3	5	-	-	-
CARDINAL STRITCH COLLEGE	165	106	-	106	-	-	-	59	7	52	-	-	-
CARROLL COLLEGE	228	228	131	97	-	-	-	-	-	-	-	-	-
CARTHAGE COLLEGE	314	314	153	161	-	-	-	-	-	-	-	-	-
DOMINICAN COLLEGE RACINE	129	129	51	78	-	-	-	-	-	-	-	-	-
EDGEWOOD COLLEGE	105	105	-	105	-	-	-	-	-	-	-	-	-
HOLY FAMILY COLLEGE	79	79	1	78	-	-	-	-	-	-	-	-	-
LAKELAND COLLEGE	124	124	75	49	-	-	-	-	-	-	-	-	-
LAWRENCE UNIV MAIN CAMPUS	287	287	162	125	-	-	-	-	-	-	-	-	-
LAWRENCE U INST PAPER CHEM	23	-	-	-	-	-	-	7	7	-	16	16	-
LAYTON SCHOL OF ART	23	23	20	3	-	-	-	-	-	-	-	-	-
MADISON BUSINESS COLLEGE	82	82	81	1	-	-	-	-	-	-	-	-	-
MARIAN COL OF FOND DU LAC	78	78	-	78	-	-	-	-	-	-	-	-	-
MARQUETTE SCH OF MEDICINE	94	-	-	-	94	90	4	-	-	-	-	-	-
MARQUETTE U ALL CAMPUSES	2,146	1,512	906	606	210	205	5	392	206	186	32	26	6
MILTON COLLEGE	118	118	105	13	-	-	-	-	-	-	-	-	-
MILWAUKEE SCHOOL OF ENGRG	169	166	166	-	-	-	-	3	3	-	-	-	-
MT MARY COLLEGE	226	226	-	226	-	-	-	-	-	-	-	-	-
MOUNT ST PAUL COLLEGE	34	34	34	-	-	-	-	-	-	-	-	-	-
MOUNT SENARIO COLLEGE	48	48	15	33	-	-	-	-	-	-	-	-	-
NASHOTAH HOUSE	25	-	-	-	25	25	-	-	-	-	-	-	-
NORTHLAND COLLEGE	155	159	119	40	-	-	-	-	-	-	-	-	-
RIPOND COLLEGE	209	209	138	71	-	-	-	-	-	-	-	-	-
ST FRANCIS SEMINARY	53	53	53	-	-	-	-	-	-	-	-	-	-
ST NORBERT COLLEGE	302	302	143	159	-	-	-	-	-	-	-	-	-
U OF WIS MADISON	8,050	4,676	2,560	2,116	263	251	12	2,366	1,488	878	745	646	99
U OF WIS MILWAUKEE	2,089	1,433	771	662	-	-	-	652	396	256	4	4	-
VITERBO COLLEGE	91	91	-	91	-	-	-	-	-	-	-	-	-
WIS COLLEGE CONSERVATORY	3	3	-	3	-	-	-	-	-	-	-	-	-
STOUT ST UNIV MAIN CAMPUS	799	580	355	225	-	-	-	219	169	50	-	-	-
WIS STATE UNIV EAU CLAIRE	900	833	376	457	-	-	-	67	35	32	-	-	-
WIS STATE UNIV LA CROSSE	747	669	328	341	-	-	-	78	49	29	-	-	-
WIS STATE UNIV OSHKOSH	1,320	1,232	592	640	-	-	-	88	54	34	-	-	-
WIS ST U PLATVIL MAIN CAM	793	676	451	225	-	-	-	117	78	39	-	-	-
WIS STATE UNIV RIVER FALLS	650	603	363	240	-	-	-	47	40	7	-	-	-
WIS STATE UNIV STEVENS PNT	840	820	463	357	-	-	-	20	8	12	-	-	-
WIS STATE UNIV SUPERIOR	631	441	255	186	-	-	-	190	149	41	-	-	-
WIS STATE UNIV WHITEWATER	1,181	1,138	618	520	-	-	-	43	22	21	-	-	-
WYOMING	1,485	1,072	689	383	30	29	1	318	236	82	65	62	3
UNIVERSITY OF WYOMING	1,485	1,072	689	383	30	29	1	318	236	82	65	62	3
U.S. SERVICE SCHOOLS	3,708	2,910	2,909	1	-	-	-	790	787	3	8	8	-
AIR FORCE INST TECH	402	45	45	-	-	-	-	353	351	2	4	4	-
U S AIR FORCE ACADEMY	685	685	685	-	-	-	-	-	-	-	-	-	-
U S COAST GUARD ACADEMY	132	132	132	-	-	-	-	-	-	-	-	-	-
U S MERCHANT MARINE ACAD	213	213	213	-	-	-	-	-	-	-	-	-	-
U S MILITARY ACADEMY	800	800	800	-	-	-	-	-	-	-	-	-	-

TABLE 3.—BACHELOR'S AND HIGHER DEGREES CONFERRED IN INSTITUTIONS OF HIGHER EDUCATION, BY LEVEL OF DEGREE, SEX OF STUDENT, STATE OR OTHER AREA, AND INSTITUTION: AGGREGATE UNITED STATES, 1968-69 — CONTINUED

STATE OR OTHER AREA AND INSTITUTION	TOTAL, ALL DEGREES	BACHELOR'S DEGREES REQUIRING 4 OR 5 YEARS			FIRST-PROFESSIONAL DEGREES REQUIRING AT LEAST 6 YEARS			MASTER'S DEGREES			DOCTOR'S DEGREES (PH.D., ED.D., ETC.)		
		TOTAL	MEN	WOMEN	TOTAL	MEN	WOMEN	TOTAL	MEN	WOMEN	TOTAL	MEN	WOMEN
1	2	3	4	5	6	7	8	9	10	11	12	13	14
U.S. SERVICE SCHOOLS — CONTINUED													
U S NAVAL ACADEMY	885	885	885	—	—	—	—	—	—	—	—	—	—
U S NAVAL POSTGRAD SCHOOL	591	150	149	1	—	—	—	437	436	1	4	4	—
GUAM	111	88	40	48	—	—	—	23	22	1	—	—	—
COLLEGE OF GUAM	111	88	40	48	—	—	—	23	22	1	—	—	—
PUERTO RICO	6,046	5,069	2,229	2,840	341	284	57	635	528	307	1	1	—
CATHOLIC UNIV OF P R	765	697	297	400	55	43	12	13	3	10	—	—	—
COL OF THE SACRED HEART	73	73	—	73	—	—	—	—	—	—	—	—	—
INTEK AMER U PR ALL CAM	1,143	830	365	465	64	57	7	249	160	89	—	—	—
U PUERTO RICO ALL CMPUSES	4,065	3,469	1,567	1,902	222	184	38	373	165	208	1	1	—

TABLE 4.--BACHELOR'S, MASTER'S, AND DOCTOR'S DEGREES CONFERRED IN INSTITUTIONS OF HIGHER EDUCATION, BY SEX OF STUDENT, FIELD OF STUDY, STATE OR OTHER AREA, AND INSTITUTION: AGGREGATE UNITED STATES, 1968-69

FIELD OF STUDY, STATE OR OTHER AREA, AND INSTITUTION	BACHELOR'S DEGREES REQUIRING 4 OR 5 YEARS		MASTER'S DEGREES		DOCTOR'S DEGREES (PH.D., ED.D., ETC.)		BACHELOR'S DEGREES REQUIRING 4 OR 5 YEARS		MASTER'S DEGREES		DOCTOR'S DEGREES (PH.D., ED.D., ETC.)	
	Men	Women	Men	Women	Men	Women	Men	Women	Men	Women	Men	Women
	2	3	4	5	6	7	2	3	4	5	6	7
AGRICULTURE, TOTAL	7,685	389	1,406	93	593	12						
ALA ALABAMA A & M COLLEGE	1											
ALA AUBURN UNIV	57	7	21		5							
ALA TUSKEGEE INSTITUTE	57		9	2								
ALA U OF ALAS ALL CAMPUSES	4		2									
ARIZ ARIZONA STATE UNIVERSITY	43	3										
ARIZ UNIVERSITY OF ARIZONA	99	2	45	1	2							
ARK ARKANSAS A & M COLLEGE	4											
ARK ARKANSAS A H & N COL	10											
ARK ARKANSAS POLYTECHNIC COL	3											
ARK ARK ST UNIV ALL CAMPUSES	20											
ARK UNIV ARK MAIN CAMPUS	42		22	1	3							
CAL CAL ST POLY COL POMONA	13											
CAL CAL STATE POLY SN LUIS OB	232	28										
CAL CHICO STATE COLLEGE	84	2										
CAL FRESNO ST COL MAIN CAMPUS	103	4	5									
CAL HUMBOLDT STATE COLLEGE	82	1	9									
CAL LOMA LINDA U ALL CAMPUSES	2											
CAL PACIFIC UNION COLLEGE	1											
CAL TAMU PARADISE COLLEGE	1											
CAL U OF CAL BERKELEY	16	9	4		3							
CAL U OF CAL DAVIS	88	13	86	4	9							
CAL U OF CAL RIVERSIDE	1		2									
COLORADO STATE UNIVERSITY	192	14	44	2	16							
CONN UNIV CONN ALL CAMPUSES	30	9	8	1	2							
DEL DELAWARE STATE COLLEGE	2											
DEL UNIVERSITY OF DELAWARE	48	3	5	1								
FLA FLORIDA SOUTHERN COLLEGE	4											
FLA UNIVERSITY OF FLORIDA	76	3	43	2	10							
GA BERRY COLLEGE	3											
GA UNIVERSITY OF GEORGIA	160	9	17	1	20							
HAWAII UNIV HAWAII MAIN CAMPUS	18	4	29	10	6							
IDA IDAHO STATE UNIVERSITY	4											
IDA UNIVERSITY OF IDAHO	51		18									
ILL ILLINOIS STATE UNIVERSITY	20											
ILL SOUTHERN ILL U MAIN CAMPUS	108		37									
ILL UNIV OF ILL URBANA CAMPUS	160	7	49	6	40	1						
ILL WESTERN ILLINOIS UNIV	37											
IND PURDUE UNIV MAIN CAMPUS	185	14	36	4	34	1						
IND PURDUE UNIV FT WAYNE	1											
IOWA IOWA ST U OF SCI & TECH	377	4	59	3	33							
KANS FORT HAYS KANS STATE COL	48	1										
KANS FRIENDS UNIVERSITY	2											
KANS KANSAS ST U AG & APP SCI	152	3	42	1	17							
KANS MCPHERSON COLLEGE	9											
KY BERE A COLLEGE	22											
KY EASTRN KENTUCKY UNIVERSITY	14											
KY MOREHEAD STATE UNIVERSITY	12											
KY MURRAY STATE UNIVERSITY	55		7									
KY UNIV KY MAIN CAMPUS	62	13	25	2	7							
KY WESTRN KENTUCKY UNIVERSITY	29		1									
LA FRANCIS T NICHOLLS ST COL	15											
LA GRAMBLING COLLEGE	1											
LA LOUISIANA POLY INSTITUTE	34											
LA LA ST U RATON ROUGE	53	2	37	2	11							

TABLE 4.---BACHELOR'S, MASTER'S, AND DOCTOR'S DEGREES CONFERRED IN INSTITUTIONS OF HIGHER EDUCATION, BY SEX OF STUDENT, FIELD OF STUDY, STATE OR OTHER AREA, AND INSTITUTION: AGGREGATE UNITED STATES, 1968-69 ---CONTINUED

FIELD OF STUDY, STATE OR OTHER AREA, AND INSTITUTION	BACHELOR'S DEGREES REQUIRING 4 OR 5 YEARS		MASTER'S DEGREES		DOCTOR'S DEGREES (PH.D., ED.D., ETC.)		BACHELOR'S DEGREES REQUIRING 4 OR 5 YEARS		MASTER'S DEGREES		DOCTOR'S DEGREES (PH.D., ED.D., ETC.)			
	1	2	3	4	5	6	7	1	2	3	4	5	6	7
	MEN	WOMEN	MEN	WOMEN	MEN	WOMEN	MEN	MEN	WOMEN	MEN	WOMEN	MEN	WOMEN	MEN
(CONTINUED)														
AGRICULTURE, GENERAL														
WYO UNIVERSITY OF WYOMING	5													
P R U PUERTO RICO ALL CPUSSES	18													
AGRICULTURE BUSINESS														
ALA TUSKEGEE INSTITUTE	700	17		14	1	1								
ARIZ ARIZONA STATE UNIVERSITY	1													
ARK ARKANSAS A & M COLLEGE	19													
CAL CAL ST POLY COL POMONA	4													
CAL CAL STATE POLY SN LUIS OB	28													
CAL CAL STATE COL MAIN CAMPUS	44	1												
CAL CHICO STATE COLLEGE	29													
CAL FRESNO ST COL MAIN CAMPUS	18	2												
CAL PACIFIC UNION COLLEGE	1													
CAL U OF CAL DAVIS	25													
COLORADO STATE UNIVERSITY	1D	3												
FLA UNIVERSITY OF FLORIDA	1	1		4	1	1								
IND PURDUE UNIV MAIN CAMPUS	12													
IOWA IOWA ST U OF SCI & TECH	77													
KY ESTRN KENTUCKY UNIVERSITY	14													
KY UNIV KY MAIN CAMPUS	2													
LA FRANCIS T NICHOLLS ST COL	1													
LA LOUISIANA POLY INSTITUTE	9													
LA LA ST U BATON ROUGE	20													
LA MCNEESE STATE COLLEGE	3													
LA NTHSTN LOUISIANA ST COL	8													
LA NTHSTN ST COL LOUISIANA	5													
LA STHESTRN LOUISIANA COL	19													
LA UNIV STHMSTRN LOUISIANA	11	1												
MICH MICH ST UNIV ALL CAMPUSES	14													
MINN U OF MINN MNPLS ST PAUL	24													
MO CENTRAL MO ST COL ALL CAM	35													
MO NORTHWEST MISSOURI ST COL	14													
MO SOUTHEAST MISSOURI ST COL	5													
MONT MONTANA STATE UNIVERSITY	18													
NEV UNIVERSITY OF NEVADA	9	1												
N J RUTGERS THE ST U ALL CAM	34			9										
N M EASTERN NEW MEX U ALL CAM	5													
N M NEW MEX ST U ALL CAMPUSES	17	2												
N Y CORNELL UNIV ALL CAMPUSES	93	3												
N C N C AG & TECH STATE UNIV	4													
PA PENN ST UNIV ALL CAMPUSES	11													
PA UNIV R I ALL CAMPUSES	3													
S D SOUTH DAKOTA STATE UNIV	17													
TENN MIDDLE TENNESSEE ST UNIV	6													
TENN UNIV OF TENN ALL CAMPUSES	4													
TEX ABILENE CHRISTIAN COLLEGE	2													
TEX TEXAS A & T UNIVERSITY	2													
WIS WIS STATE UNIV RIVER FALLS	13													
WYO UNIVERSITY OF WYOMING	9	1												
AGRONOMY, FIELD CROPS	780	8		271	11	157								
ALA ALABAMA A & M COLLEGE	1													
ALA AUBURN UNIV	4													
ALA TUSKEGEE INSTITUTE	1			3		2								
ARIZ UNIVERSITY OF ARIZONA	5	1		8										



TABLE 4.—BACHELOR'S, MASTER'S, AND DOCTOR'S DEGREES CONFERRED IN INSTITUTIONS OF HIGHER EDUCATION, BY SEX OF STUDENT, FIELD OF STUDY, STATE OR OTHER AREA, AND INSTITUTION: AGGREGATE UNITED STATES, 1968-69 --CONTINUED

FIELD OF STUDY, STATE OR OTHER AREA, AND INSTITUTION	BACHELOR'S DEGREES REQUIRING 4 OR 5 YEARS		MASTER'S DEGREES		DOCTOR'S DEGREES (PH.D., ED.D., ETC.)		BACHELOR'S DEGREES REQUIRING 4 OR 5 YEARS		MASTER'S DEGREES		DOCTOR'S DEGREES (PH.D., ED.D., ETC.)			
	1	2	3	4	5	6	7	1	2	3	4	5	6	7
	Men	Women	Men	Women	Men	Women	Men	Women	Men	Women	Men	Women	Men	Women
(CONTINUED)														
DAIRY SCIENCE														
COLO COLORADO STATE UNIVERSITY		3												
CONN UNIV CONN ALL CAMPUSES		4												
GA UNIV OF GEORGIA		26												
IDA UNIV OF IDAHO		4												
ILL UNIV OF ILL URBANA CAMPUS		4												
IOWA IOWA ST U OF SCI & TECH		19												
KANS KANSAS ST U AG & APP SCI		4												
KY UNIV KY MAIN CAMPUS		1												
LA LOUISIANA POLY INSTITUTE		3												
LA LA ST U BATON ROUGE		3												
LA SOUTHERN UNIV E. A. & M COL		1												
LA UNIV STHMSTRN LOUISIANA		3												
MD UNIV MD MAIN CAMPUS		9												
MICH MICH ST UNIV ALL CAMPUSES		14												
MINN U OF MINN MNPLS ST PAUL		1												
MISS MISSISSIPPI STATE UNIV		9												
MO UNIV MISSOURI AT COLUMBIA		18												
NEBR UNIV NEBRASKA MAIN CAMPUS		4												
N H UNIV OF NEW HAMPSHIRE		1												
N Y CORNELL UNIV ALL CAMPUSES		31												
OHIO OHIO ST UNIV ALL CAMPUSES		21												
OKLA OKLA ST UNIV MAIN CAMPUS		10												
PA DELAWARE WLY COL SCI & ENG		15												
PA PENN ST UNIV ALL CAMPUSES		5												
S C CLEMSON UNIV ALL CAMPUSES		3												
S D SOUTH DAKOTA STATE UNIV		7												
TENN TENN TECHNOLOGICAL UNIV		7												
TENN UNIV OF TENN ALL CAMPUSES		5												
TEX TEXAS A & M UNIVERSITY		11												
UTAH UNIV OF UTAH MAIN CAMPUS		4												
VA VIRGINIA POLY INSTITUTE		19												
WIS U OF WIS MADISON		24												
WYO UNIVERSITY OF WYOMING		2												
FARM MANAGEMENT		162												
CAL CAL STATE POLY SN LUIS DB		31												
CAL U OF CAL DAVIS		10												
COLO COLORADO STATE UNIVERSITY		7												
DEL UNIVERSITY OF DELAWARE		6												
ILL UNIV OF ILL URBANA CAMPUS		4												
IOWA IOWA ST U OF SCI & TECH		82												
LA UNIV STHMSTRN LOUISIANA		1												
N Y CORNELL UNIV ALL CAMPUSES		13												
N W VA UNIV ALL CAMPUSES		3												
WIS WIS STATE UNIV RIVER FALLS		3												
WYO UNIVERSITY OF WYOMING		5												
FISH, GAME, OR WILDLIFE MANAGEMENT		743		11	219									
ALA AUBURN UNIV		18		1	4									
ALAS U OF ALAS ALL CAMPUSES		4		2										
ARIZ UNIVERSITY OF ARIZONA		27		9										
ARK ARKANSAS POLYTECHNIC COL		3		1										
CAL HUMBOLDT STATE COLLEGE		82		1	8									
CAL U OF CAL BERKELEY					3									

47



TABLE 4.--BACHELOR'S, MASTER'S, AND DOCTOR'S DEGREES CONFERRED IN INSTITUTIONS OF HIGHER EDUCATION, BY SEX OF STUDENT, FIELD OF STUDY, STATE OR OTHER AREA, AND INSTITUTION: AGGREGATE UNITED STATES, 1968-69 --CONTINUED

FIELD OF STUDY, STATE OR OTHER AREA, AND INSTITUTION	BACHELOR'S DEGREES REQUIRING 4 OR 5 YEARS		MASTER'S DEGREES		DOCTOR'S DEGREES (PH.D., ED.D., ETC.)		BACHELOR'S DEGREES REQUIRING 4 OR 5 YEARS		MASTER'S DEGREES		DOCTOR'S DEGREES (PH.D., ED.D., ETC.)			
	1	2	3	4	5	6	7	1	2	3	4	5	6	7
	1	2	3	4	5	6	7	1	2	3	4	5	6	7
ORNAMENTAL HORTICULTURE														
IND PURDUE UNIV MAIN CAMPUS	8	4	1	2	1	1	1	1	1	2	1	2	6	1
KY UNIV KY MAIN CAMPUS	4	1	1	2	1	1	1	1	1	2	4	1	4	1
MO UNIV MO MAIN CAMPUS	4	1	1	2	1	1	1	1	1	2	4	1	4	1
MICH MICH ST UNIV ALL CAMPUSES	32	4	4	1	1	1	1	1	1	2	13	1	4	1
MINN U OF MINN MPLS ST PAUL	5	1	1	2	1	1	1	1	1	2	7	1	2	1
MISS MISSISSIPPI STATE UNIV	4	1	1	2	1	1	1	1	1	2	10	1	5	1
N J RUTGERS THE ST U ALL CAM	16	1	1	1	1	1	1	1	1	1	9	1	2	1
N Y CORNELL UNIV ALL CAMPUSES	25	2	2	3	1	1	1	1	1	1	1	1	1	1
OKLA OKLA ST UNIV MAIN CAMPUS	9	5	1	1	1	1	1	1	1	1	3	1	1	1
OREG OREGON STATE UNIVERSITY	5	1	1	1	1	1	1	1	1	1	2	1	1	1
PA DECLANARE VLY COL SCI & AG	19	1	1	1	1	1	1	1	1	1	3	1	1	1
S D SOUTH DAKOTA STATE UNIV	4	1	1	1	1	1	1	1	1	1	3	1	1	1
TEX TEXAS A & M UNIVERSITY	14	1	1	1	1	1	1	1	1	1	2	1	2	1
TEX TEXAS TECHNOLOGICAL COL	10	1	1	1	1	1	1	1	1	1	2	1	2	1
W VA W VA UNIV ALL CAMPUSES	10	1	1	1	1	1	1	1	1	1	8	1	10	1
POULTRY SCIENCE	110	2	2	2	2	2	2	2	2	2	8	1	10	1
ALA AUBURN UNIV	1	1	1	2	1	1	1	1	1	1	4	1	2	1
ARK UNIV ARK MAIN CAMPUS	11	1	1	2	1	1	1	1	1	1	7	1	2	1
CAL CAL STATE POLY SN LUIS OB	8	1	1	5	1	1	1	1	1	1	5	1	2	1
CAL FRESNO ST COL MAIN CAMPUS	2	1	1	2	1	1	1	1	1	1	5	1	2	1
CAL U OF CAL DAVIS	2	1	1	2	1	1	1	1	1	1	3	1	2	1
COLORADO STATE UNIVERSITY	2	1	1	2	1	1	1	1	1	1	4	1	2	1
CONN UNIV CONN ALL CAMPUSES	1	1	1	1	1	1	1	1	1	1	1	1	1	1
FLA UNIVERSITY OF FLORIDA	2	1	1	1	1	1	1	1	1	1	6	1	9	1
GA UNIVERSITY OF GEORGIA	12	1	1	5	1	1	1	1	1	1	10	1	9	1
IDA UNIVERSITY OF IDAHO	1	1	1	1	1	1	1	1	1	1	3	1	1	1
IOWA IOWA ST U OF SCI & TECH	5	1	1	3	1	1	1	1	1	1	19	1	23	1
KANS KANSAS ST U AG & APP SCI	6	1	1	2	1	1	1	1	1	1	5	1	1	1
LA LA ST U BATON ROUGE	1	1	1	2	1	1	1	1	1	1	1	1	1	1
MO UNIV MO MAIN CAMPUS	2	1	1	1	1	1	1	1	1	1	19	1	1	1
MICH MICH ST UNIV ALL CAMPUSES	5	1	1	1	1	1	1	1	1	1	3	1	1	1
MINN U OF MINN MPLS ST PAUL	7	1	1	1	1	1	1	1	1	1	3	1	1	1
MISS MISSISSIPPI STATE UNIV	1	1	1	1	1	1	1	1	1	1	1	1	1	1
MO UNIV MISSOURI AT COLUMBIA	1	1	1	2	1	1	1	1	1	1	1	1	1	1
NEBR UNIV NEBRASKA MAIN CAMPUS	3	1	1	1	1	1	1	1	1	1	2	1	1	1
N Y CORNELL UNIV ALL CAMPUSES	1	1	1	1	1	1	1	1	1	1	1	1	1	1
N C N C ST U RALEIGH MAIN CAM	8	1	1	2	1	1	1	1	1	1	24	1	2	1
OHIO OHIO ST UNIV ALL CAMPUSES	3	1	1	4	1	1	1	1	1	1	18	1	1	1
OKLA OKLA ST UNIV MAIN CAMPUS	6	1	1	1	1	1	1	1	1	1	1	1	1	1
OREG OREGON STATE UNIVERSITY	2	1	1	1	1	1	1	1	1	1	1	1	1	1
S C CLEMSON UNIV ALL CAMPUSES	5	1	1	1	1	1	1	1	1	1	1	1	1	1
S D SOUTH DAKOTA STATE UNIV	1	1	1	1	1	1	1	1	1	1	5	1	1	1
TENN UNIV OF TENN ALL CAMPUSES	13	1	1	3	1	1	1	1	1	1	4	1	1	1
TEX TEXAS A & M UNIVERSITY	1	1	1	1	1	1	1	1	1	1	5	1	1	1
VT UNIV OF VT & ST AGRIC COL	3	1	1	2	1	1	1	1	1	1	35	1	1	1
VA VIRGINIA POLY INSTITUTE	3	1	1	3	1	1	1	1	1	1	9	1	1	1
WIS U OF WIS MADISON	2	1	1	2	1	1	1	1	1	1	1	1	1	1
SDIL SCIENCE	112	4	4	95	4	63	4	4	4	4	21	6	4	4
ARK UNIV ARK MAIN CAMPUS	15	1	1	1	1	1	1	1	1	1	2	1	1	1
CAL CAL STATE POLY SN LUIS OB	1	1	1	1	1	1	1	1	1	1	2	1	1	1
CAL U OF CAL BERKELEY	5	1	1	3	1	3	1	1	1	1	13	1	3	1
CAL U OF CAL DAVIS	5	1	1	3	1	9	1	1	1	1	18	1	3	1
MASS UNIV MASS AMHERST CAMPUS	9	1	1	1	1	1	1	1	1	1	9	1	1	1

49



TABLE 4.--BACHELOR'S, MASTER'S, AND DOCTOR'S DEGREES CONFERRED IN INSTITUTIONS OF HIGHER EDUCATION, BY SEX OF STUDENT, FIELD OF STUDY, STATE OR OTHER AREA, AND INSTITUTION: AGGREGATE UNITED STATES, 1968-69 --CONTINUED

FIELD OF STUDY, STATE OR OTHER AREA, AND INSTITUTION	BACHELOR'S DEGREES REQUIRING 4 OR 5 YEARS		MASTER'S DEGREES		DOCTOR'S DEGREES (PH.D., ED.D., ETC.)		BACHELOR'S DEGREES REQUIRING 4 OR 5 YEARS		MASTER'S DEGREES		DOCTOR'S DEGREES (PH.D., ED.D., ETC.)	
	2	3	4	5	6	7	2	3	4	5	6	7
	MEN	WOMEN	MEN	WOMEN	MEN	WOMEN	MEN	WOMEN	MEN	WOMEN	MEN	WOMEN
1												
AGRICULTURE, ALL OTHER FIELDS												
MICH HIGH ST UNIV ALL CAMPUSES	22	2	24	1	1	1	29	2	3	4	5	6
MISS MISSISSIPPI STATE UNIV	11	1	9	1	2	2	60	3	3	19	3	1
MO UNIV MISSOURI AT COLUMBIA	1	1	1	1	1	1	65	5	3	3	1	1
MONT MONTANA STATE UNIVERSITY	1	1	1	1	1	1	25	1	1	1	1	1
NEBR UNIV NEBRASKA MAIN CAMPUS	18	1	3	1	1	1	23	1	1	1	1	1
NEV UNIVERSITY OF NEVADA	3	1	1	1	1	1	30	1	1	1	1	1
N H UNIV OF NEN HAMPSHIRE	1	1	1	1	1	1	6	1	1	1	1	1
N J RUTGERS THE ST U ALL CAM	12	1	1	1	1	1	17	2	1	1	1	1
N Y CORNELL UNIV ALL CAMPUSES	26	1	6	1	4	4	17	2	1	1	1	1
N C N C AG & TECH STATE UNIV	13	1	2	1	1	1	14	8	74	8	1	1
N D NORTH DAKOTA STATE UNIV	12	1	1	1	1	1	20	8	33	1	1	1
OHIO KENT ST UNIV MAIN CAMPUS	3	1	1	1	1	1	27	1	1	1	1	1
OHIO OHIO ST UNIV ALL CAMPUSES	19	1	1	1	1	1	1	1	1	1	1	1
OREG DOREGON STATE UNIVERSITY	13	1	1	1	1	1	1	1	1	1	1	1
PA PENN ST UNIV ALL CAMPUSES	7	1	1	1	1	1	17	1	11	1	1	1
R I UNIV R I ALL CAMPUSES	55	6	1	1	1	1	1	1	3	1	1	1
S D SOUTH DAKOTA STATE UNIV	20	1	1	1	1	1	22	1	1	1	1	1
TENN TENN AG & INDUS ST UNIV	2	1	3	1	1	1	37	1	1	1	1	1
TENN TENN TECHNOLOGICAL UNIV	2	1	1	1	1	1	7	1	1	1	1	1
TENN UNIV OF TENN ALL CAMPUSES	4	1	8	2	1	1	52	6	27	2	1	1
TEX TEXAS A & M UNIVERSITY	15	1	6	1	7	7	13	1	13	1	1	1
UTAH UNIV OF TENN MAIN CAMPUS	1	1	1	1	1	1	10	1	1	1	1	1
UTAH UNIV OF TENN MAIN CAMPUS	5	2	5	1	1	1	22	3	14	1	1	1
VT UNIV OF VT & ST AGRIC COL	1	1	1	1	1	1	29	1	1	1	1	1
WASH WASHINGTON STATE UNIV	1	1	4	1	1	1	46	4	4	1	1	1
W VA W VA UNIV ALL CAMPUSES	3	1	1	1	1	1	19	4	4	1	1	1
WYO UNIVERSITY OF WYOMING	7	1	1	1	1	1	41	2	4	1	1	1
P R U PUERTO RICO ALL CAMPUSES	7	1	1	1	1	1	54	1	1	1	1	1
ARCHITECTURE	3,180	143	542	37	6	1	42	1	34	3	3	7
ALA AUBURN UNIV	29	1	1	1	1	1	21	1	1	1	1	1
ALA TUSKEGEE INSTITUTE	8	1	1	1	1	1	33	3	6	1	1	1
ARIZ ARIZONA STATE UNIVERSITY	67	1	1	1	1	1	46	2	25	2	1	1
ARIZ UNIVERSITY OF ARIZONA	43	1	1	1	1	1	38	1	3	1	1	1
ARK UNIV ARK MAIN CAMPUS	48	1	1	1	1	1	28	3	1	1	1	1
CA CAL ST POLY COL PHOENIX	55	1	1	1	1	1	16	1	1	1	1	1
CAL CAL STATE POLY SN LUIS OB	55	1	1	1	1	1	52	2	1	1	1	1
CAL STANFORD UNIVERSITY	16	1	6	3	1	1	16	1	1	1	1	1
CAL U OF CAL BERKELEY	178	24	57	3	1	1	14	1	1	1	1	1
CAL U OF CAL LOS ANGELES	1	1	10	3	1	1	38	1	1	1	1	1
CAL UNIV OF STERN CALIFORNIA	48	3	1	1	1	1	38	1	1	1	1	1
COLORADO UNIV ALL CAMPUSES	46	2	1	1	1	1	15	1	1	1	1	1
CONN YALE UNIVERSITY	23	1	63	5	1	1	42	2	2	1	1	1
D C CATHOLIC UNIV OF AMERICA	18	1	1	1	1	1	19	2	1	1	1	1
D C HOWARD UNIVERSITY	1	1	1	1	1	1	38	1	1	1	1	1
FLA UNIVERSITY OF FLORIDA	179	1	2	1	1	1	12	1	1	1	1	1
GA INST TECH MAIN CAMPUS	55	1	1	1	1	1	41	1	2	1	1	1
GA UNIVERSITY OF GEORGIA	22	1	5	1	1	1	78	11	2	1	1	1
HAWA UNIV HAWAII MAIN CAMPUS	12	1	1	1	1	1	25	1	1	1	1	1
IDA IDAHO STATE UNIVERSITY	9	1	1	1	1	1	4	1	1	1	1	1
FLA UNIVERSITY OF FLORIDA	179	1	2	1	1	1	56	2	2	1	1	1
GA INST TECH MAIN CAMPUS	55	1	1	1	1	1	24	4	40	1	1	1
GA UNIVERSITY OF GEORGIA	22	1	5	1	1	1	78	6	2	1	1	1
HAWA UNIV HAWAII MAIN CAMPUS	12	1	1	1	1	1	49	1	2	1	1	1
IDA IDAHO STATE UNIVERSITY	9	1	1	1	1	1	20	1	1	1	1	1
IDA UNIVERSITY OF IDAHO	26	1	1	1	1	1	25	2	7	1	1	1
ILL ILLINOIS INST OF TECH	26	3	6	1	1	1	49	1	2	1	1	1
ILL UNIV OF ILL URBANA CAMPUS	87	4	20	1	1	1	20	1	1	1	1	1
ILL UNIV ILL CHICAGO CIRCLE	43	7	1	1	1	1	25	2	7	1	1	1

TABLE 4.--BACHELOR'S, MASTER'S, AND DOCTOR'S DEGREES CONFERRED IN INSTITUTIONS OF HIGHER EDUCATION, BY SEX OF STUDENT, FIELD OF STUDY, STATE OR OTHER AREA, AND INSTITUTION: AGGREGATE UNITED STATES, 1968-69 --CONTINUED

FIELD OF STUDY, STATE OR OTHER AREA, AND INSTITUTION	BACHELOR'S DEGREES REQUIRING 4 OR 5 YEARS		MASTER'S DEGREES		DOCTOR'S DEGREES (PH.D., ED.D., ETC.)		BACHELOR'S DEGREES REQUIRING 4 OR 5 YEARS		MASTER'S DEGREES		DOCTOR'S DEGREES (PH.D., ED.D., ETC.)			
	1	2	3	4	5	6	7	1	2	3	4	5	6	7
	MEN	WOMEN	MEN	WOMEN	MEN	WOMEN	MEN	MEN	WOMEN	MEN	WOMEN	MEN	WOMEN	MEN
(CONTINUED)														
ARCHITECTURE														
TEX TEXAS A & M UNIVERSITY	122			20	1									
TEX TEXAS TECHNOLOGICAL COL	42													
TEX UNIVERSITY OF HOUSTON	29													
TEX UNIV TEXAS AT AUSTIN	72	3		3										
UTAH UNIV OF UTAH	16													
UTAH UNIV ST UNIV MAIN CAMPUS	8													
VA HAMPTON INSTITUTE	6													
VA UNIV VIRGINIA MAIN CAMPUS	25													
VA VIRGINIA POLY INSTITUTE	37	1		1										
WASH UNIVERSITY OF WASHINGTON	59	4		8	1									
WIS U OF WIS MADISON	22			5										
BIOLOGICAL SCIENCES, TOTAL														
	25,590	9,966	25,590	9,966	4,096	1,669	2,582	469						
CITY PLANNING														
ALA ALABAMA A & M COLLEGE	10			19										
ALA ALABAMA COLLEGE	12			5										
ALA ALABAMA STATE COLLEGE	8			4										
ALA ATHENS COLLEGE	8			3										
ALA AUBURN UNIV	67	29		21										
ALA BIRMINGHAM SOUTHERN COL	19			5										
ALA FLORENCE STATE COLLEGE	31			11										
ALA HUNTINGDON COLLEGE	3			3										
ALA JACKSONVILLE STATE UNIV	33			15										
ALA JUDDSON COLLEGE				8										
ALA LIVINGSTON UNIVERSITY	23			7										
ALA MILES COLLEGE	5			7										
ALA MORRIS COLLEGE				1										
ALA OAKWOOD COLLEGE	6			3										
ALA ST BERNARD COLLEGE	8			8										
ALA SAEFORD UNIVERSITY	7			3										
ALA SPRING HILL COLLEGE	10			5										
ALA STILLMAN COLLEGE	12			8										
ALA TALLADEGA COLLEGE	4			2										
ALA TROY ST COL ALL CAMPUSES	13			8										
ALA TUSKEGEE INSTITUTE	28			27										
ALA UNIV ALABAMA MAIN CAMPUS	71	63		10	2									
ALA UNIV OF ALA BIRMINGHAM				10										
ALA UNIV OF ALA HUNTSVILLE	1			3										
ALA UNIV OF SOUTH ALABAMA	9			4										
ALAS ALASKA METHODIST UNIV	4			2										
ALAS U OF ALAS ALL CAMPUSES	7			7										
ARIZ GRAND CANYON COLLEGE	1			2										
ARIZ ARIZONA STATE UNIVERSITY	63	15		15	4									
ARIZ NORTHERN ARIZONA UNIV	36	9		17	3									
ARIZ UNIVERSITY OF ARIZONA	96	47		33	17									
ARK ARKANSAS A & M COLLEGE	23			1										
ARK ARKANSAS A & M COL	31			23										
ARK ARKANSAS COLLEGE	9			2										
ARK ARKANSAS POLYTECHNIC COL	14			1										
ARK ARK ST UNIV ALL CAMPUSES	29	4		6	2									
ARK COL EDGE OF THE OZARKS	2			1										
ARK HARDING COL MAIN CAMPUS	14	8		8										
ARK HENDERSON STATE COLLEGE	17	4		2										
ARK HENDRIX COLLEGE	23			8										
ARK JOHN BRWN UNIVERSITY	4			2										
ARK LITTLE ROCK UNIVERSITY	30			6										



TABLE 4.--BACHELOR'S, MASTER'S, AND DOCTOR'S DEGREES CONFERRED IN INSTITUTIONS OF HIGHER EDUCATION, BY SEX OF STUDENT, FIELD OF STUDY, STATE OR OTHER AREA, AND INSTITUTION: AGGREGATE UNITED STATES, 1968-69 --CONTINUED

FIELD OF STUDY, STATE OR OTHER AREA, AND INSTITUTION	BACHELOR'S DEGREES REQUIRING 4 OR 5 YEARS		MASTER'S DEGREES		DOCTOR'S DEGREES (PH.D., ED.D., ETC.)		BACHELOR'S DEGREES REQUIRING 4 OR 5 YEARS		MASTER'S DEGREES		DOCTOR'S DEGREES (PH.D., ED.D., ETC.)			
	1	2	3	4	5	6	7	1	2	3	4	5	6	7
	1	2	3	4	5	6	7	1	2	3	4	5	6	7
BIOLOGICAL SCIENCES, TOTAL														
D C CATHOLIC UNIV OF AMERICA	11	11	11	6	10	9	3	GA TIFT COLLEGE	7	7	1	1	1	1
D C OUNBARTON COL HOLY CROSS	5	5	5	1	1	1	1	GA UNIVERSITY OF GEORGIA	81	20	21	5	18	1
D C GALLAUDET COLLEGE	6	6	6	1	1	1	1	GA VALDOSTA STATE COLLEGE	15	2	1	1	1	1
D C GEORGETOWN UNIVERSITY	53	23	23	5	2	8	5	GA WESLEYAN COLLEGE	18	3	1	1	1	1
D C GEORGE WASHINGTON UNIV	33	33	32	12	11	6	5	GA WEST GEORGIA COLLEGE	18	6	1	1	1	1
D C HOWARD UNIVERSITY	75	32	32	41	11	7	5	HAWA CHAMINADE COL OF HONOLULU	1	1	1	1	1	1
D C TOUNTY COLLEGE	18	18	18	1	1	1	1	HAWA CHURCH COLLEGE OF HAWAII	8	1	1	1	1	1
FLA BARRY COLLEGE	12	12	12	1	1	1	1	HAWA UNIV HAWAII MAIN CAMPUS	65	24	38	12	18	4
FLA BETHUNE COOKMAN COLLEGE	9	4	4	1	1	1	1	IDA BOISE STATE COLLEGE	8	2	1	1	1	1
FLA FLORIDA MEMORIAL COLLEGE	3	2	2	1	1	1	1	IDA COLLEGE OF IDAHO	16	12	1	1	1	1
FLA FLORIDA PRESBYTERIAN COL	9	4	4	1	1	1	1	IDA IOAHO STATE UNIVERSITY	14	3	3	2	2	2
FLA FLORIDA SOUTHERN COLLEGE	14	6	6	1	1	1	1	IDA NORTHWEST NAZARENE COL	13	1	1	1	1	1
FLA JACKSONVILLE UNIVERSITY	14	6	6	1	1	1	1	IDA UNIVERSITY OF IDAHO	64	25	12	2	2	2
FLA NEW COLLEGE	1	2	2	1	1	1	1	ILL AUGUSTANA COLLEGE	11	10	1	1	1	1
FLA ROLLINS COL ALL CAMPUSES	13	1	1	1	1	1	1	ILL AURORA COLLEGE	9	7	1	1	1	1
FLA ST LEO COLLEGE	9	3	3	1	1	1	1	ILL BARAT COL OF SACRED HEART	1	3	1	1	1	1
FLA FLORIDA A & M UNIVERSITY	6	3	3	1	1	1	1	ILL BLACKBURN COLLEGE	6	3	1	1	1	1
FLA FLORIDA ATLANTIC UNIV	18	4	4	2	1	1	1	ILL BRADLEY UNIVERSITY	9	7	1	1	1	1
FLA FLORIDA STATE UNIVERSITY	59	20	20	15	12	6	6	ILL CHICAGO STATE COLLEGE	10	10	1	1	1	1
FLA UNIVERSITY OF FLORIDA	86	17	17	28	4	17	1	ILL COLLEGE OF ST FRANCIS	12	12	1	1	1	1
FLA UNIV OF SOUTH FLORIDA	72	12	12	2	1	1	1	ILL OERPAUL UNIVERSITY	5	4	6	3	3	3
FLA UNIV OF WEST FLORIDA	43	15	15	2	1	1	1	ILL EASTERN ILLINOIS UNIV	41	19	6	6	6	6
FLA STETSON UNIVERSITY	8	10	10	1	1	1	1	ILL ELMHURST COLLEGE	11	3	1	1	1	1
FLA UNIVERSITY OF MIAMI	67	19	19	14	2	14	14	ILL EUREKA COLLEGE	4	6	1	1	1	1
FLA UNIVERSITY OF TAMPA	14	2	2	1	1	1	1	ILL GREENVILLE COLLEGE	12	6	1	1	1	1
GA AGNES SCOTT COLLEGE	8	8	8	1	1	1	1	ILL ILLINOIS COLLEGE	10	2	1	1	1	1
GA ALBANY STATE COLLEGE	2	4	4	1	1	1	1	ILL ILLINOIS INST OF TECH	8	2	5	1	5	3
GA ARMSTRONG STATE COLLEGE	8	2	2	1	1	1	1	ILL ILLINOIS STATE UNIVERSITY	25	16	10	7	2	2
GA ATLANTA UNIVERSITY	1	4	4	8	2	1	1	ILL ILLINOIS WESLEYAN UNIV	6	3	1	1	1	1
GA AUGUSTA COLLEGE	18	4	4	1	1	1	1	ILL KNOX COLLEGE	19	8	1	1	1	1
GA BERRY COLLEGE	6	5	5	1	1	1	1	ILL LAKE FOREST COLLEGE	7	7	1	1	1	1
GA BRENDAU COLLEGE	1	1	1	1	1	1	1	ILL LEWIS COLLEGE	19	1	1	1	1	1
GA CLARK COLLEGE	4	3	3	1	1	1	1	ILL LOYOLA UNIVERSITY	97	31	34	9	9	3
GA COVENANT COLLEGE	2	2	2	1	1	1	1	ILL MACMURRAY COLLEGE	11	2	1	1	1	1
GA EMORY UNIV ALL CAMPUSES	62	19	19	5	5	6	2	ILL MCKEVDREE COLLEGE	2	1	1	1	1	1
GA FORT VALLEY STATE COLLEGE	2	2	2	1	1	1	1	ILL MILLIKIN UNIVERSITY	18	7	1	1	1	1
GA GEORGIA COLLEGE	2	7	7	1	1	1	1	ILL MONMOUTH COLLEGE	13	6	1	1	1	1
GA GA INST TECH MAIN CAMPUS	16	2	2	1	1	1	1	ILL HUNDELEIN COLLEGE	13	16	1	1	1	1
GA GEORGIA SOUTHERN COLLEGE	10	1	1	1	1	1	1	ILL NATL COL OF CHIROPRACTIC	12	1	1	1	1	1
GA GEORGIA SOUTHWESTERN COL	21	7	7	1	1	1	1	ILL NORTH CENTRAL COLLEGE	6	5	1	1	1	1
GA GEORGIA STATE COLLEGE	18	12	12	7	7	7	7	ILL NORTHEASTERN ILL ST COL	6	4	6	2	2	2
GA LA GRANGE COLLEGE	1	1	1	1	1	1	1	ILL NORTHERN ILLINOIS UNIV	89	31	16	3	3	3
GA MEDICAL COL OF GEORGIA	1	1	1	1	1	1	1	ILL NORTH PARK COL & THEO SEM	7	4	1	1	1	1
GA MERCER UNIV ALL CAMPUSES	18	11	11	3	3	3	3	ILL NORTHWESTERN UNIVERSITY	57	20	6	11	12	3
GA MOREHOUSE COLLEGE	13	5	5	1	1	1	1	ILL OLIVET NAZARENE COLLEGE	16	6	1	1	1	1
GA MORRIS BROMAN COLLEGE	4	4	4	1	1	1	1	ILL PRINCIPIA COLLEGE	3	6	1	1	1	1
GA NORTH GEORGIA COLLEGE	11	3	3	1	1	1	1	ILL QUINCY COLLEGE	6	1	1	1	1	1
GA OGLETHORPE COLLEGE	3	3	3	1	1	1	1	ILL ROCKFORD COLLEGE	6	4	1	1	1	1
GA PAINE COLLEGE	9	5	5	1	1	1	1	ILL ROOSEVELT UNIVERSITY	30	12	5	1	1	1
GA PIEDMONT COLLEGE	8	5	5	1	1	1	1	ILL ROSARY COLLEGE	1	8	1	1	1	1
GA SAVANNAH STATE COLLEGE	10	12	12	1	1	1	1	ILL ST DOMINIC COLLEGE	1	1	1	1	1	1
GA SHORTER COLLEGE	4	10	10	1	1	1	1	ILL ST PROCOPIUS COLLEGE	27	1	1	1	1	1
GA SPELMAN COLLEGE	5	5	5	1	1	1	1							



TABLE 4.--BACHELOR'S, MASTER'S, AND DOCTOR'S DEGREES CONFERRED IN INSTITUTIONS OF HIGHER EDUCATION, BY SEX OF STUDENT, FIELD OF STUDY, STATE OR OTHER AREA, AND INSTITUTION: AGGREGATE UNITED STATES, 1968-69 --CONTINUED

FIELD OF STUDY, STATE OR OTHER AREA, AND INSTITUTION	BACHELOR'S DEGREES REQUIRING 4 OR 5 YEARS		MASTER'S DEGREES		DOCTOR'S DEGREES (PH.D., ED.D., ETC.)		BACHELOR'S DEGREES REQUIRING 4 OR 5 YEARS		MASTER'S DEGREES		DOCTOR'S DEGREES (PH.D., ED.D., ETC.)			
	1	2	3	4	5	6	7	1	2	3	4	5	6	7
	MEN	WOMEN	MEN	WOMEN	MEN	WOMEN	MEN	MEN	WOMEN	MEN	WOMEN	MEN	WOMEN	MEN
BIOLOGICAL SCIENCES, TOTAL														
ILL ST XAVIER COLLEGE														
ILL SOUTHERN ILL U MAIN CAMPUS			10											
ILL SOUTHERN ILL U EDWARDSVIL CAMP			23		4	6								
ILL TRINITY COLLEGE														
ILL UNIVERSITY OF CHICAGO			1											
ILL UNIV OF ILL URBANA CAMPUS			21			47	8							
ILL UNIV ILL CHICAGO CIRCLE			69		39	64	9							
ILL UNIV ILL MED CTR CHICAGO					1									
ILL WESTERN ILLINOIS UNIV					5	21	5							
ILL WHEATON COLLEGE			14		4									
IND ANDERSON COLLEGE			13											
IND BALL STATE UNIVERSITY			46		12									
IND BETHEL COLLEGE INC			4											
IND BUTLER UNIVERSITY			10		1									
IND CONCORDIA SENIOR COLLEGE			12		1									
IND DEPAUL UNIVERSITY			11		1									
IND EARLEHAM COL ALL CAMPUSES			23		1									
IND FRANKLIN COL OF INDIANA			1											
IND GOSHEN COL & APTICAL SEM			7											
IND HANOVER COLLEGE			19											
IND HUNTINGTON COLLEGE			3											
IND INDIANA CENTRAL COLLEGE			8											
IND INDIANA STATE UNIVERSITY			48		3									
IND INDIANA UNIV ALL CAMPUSES			277		19	45	7							
IND MANCHESTER COLLEGE			14		30									
IND MARIAN COL INDIANAPOLIS			7											
IND MARTIN COLLEGE MARTON			4											
IND OAKLAND CITY COLLEGE			6											
IND PURDUE UNIV MAIN CAMPUS			88		45	79	8							
IND PURDUE UNIV FT WAYNE			3		1									
IND PIKOUF U INDIAN REG CAMPUS			2											
IND ST FRANCIS COLLEGE			1		1									
IND ST JOSEPH COL MAIN CAMPUS			9		1									
IND ST MARYS COLLEGE														
IND ST MARY OF THE WOODS COL														
IND ST MEYRAD COL & SCH THEO														
IND TAYLOR UNIVERSITY			10											
IND UNIV OF EVANSVILLE			20											
IND UNIVERSITY OF NOTRE DAME			152		5	17	2							
IND VALPARAISO UNIVERSITY			17		7	1								
IND MARSH COLLEGE			26											
IOWA BRIAR CLIFF COLLEGE			7											
IOWA BUENA VISTA COLLEGE			2											
IOWA CENTRAL UNIV OF IOWA			10											
IOWA CLARKE COLLEGE			8											
IOWA COE COLLEGE			12											
IOWA COLLEGE OF DENT MED & SURG														
IOWA CORNELL COLLEGE			13											
IOWA DORDT COLLEGE			7											
IOWA DRAKE UNIVERSITY			24											
IOWA GRACELAND COLLEGE			10		1									
IOWA GRINNELL COLLEGE			19											
IOWA IOWA ST U OF SCI & TECH			75		33	10	51							
(CONTINUED)														
BIOLOGICAL SCIENCES, TOTAL														
IOWA IOWA MESLEFAN COLLEGE														
IOWA IOWAS COLLEGE														
IOWA LUTHER COLLEGE														
IOWA MARYCREST COLLEGE														
IOWA MIDWESTERN COLLEGE														
IOWA MORNINGSTAR COLLEGE														
IOWA NORTHWESTERN COLLEGE														
IOWA PARSONS COLLEGE														
IOWA ST AMBROSE COLLEGE														
IOWA SIMPSON COLLEGE														
IOWA UNIV DUBUQUE MAIN CAMPUS														
IOWA UNIVERSITY OF IOWA														
IOWA UNIV OF NORTHERN IOWA														
IOWA UPPER IOWA UNIVERSITY														
IOWA WARTRBURG COLLEGE														
IOWA WESTMAR COLLEGE														
IOWA WILLIAM PENN COLLEGE														
KANS BAKER UNIVERSITY														
KANS BETHANY COLLEGE														
KANS RETHEL COLLEGE														
KANS COLLEGE OF EMPORIA														
KANS FORT HAYS KANS STATE COL														
KANS FRIENDS UNIVERSITY														
KANS KANS ST COL OF PITTSBURG														
KANS KANS ST TCHRS COL EMPORIA														
KANS KANSAS ST U AG & APP SCI														
KANS KANSAS MESLEFAN UNIV														
KANS MARYMOUNT COLLEGE														
KANS MOPHERSON COLLEGE														
KANS MOUNT ST SCHLUSTICA COL														
KANS OTTAWA UNIVERSITY														
KANS SACRED HEART COLLEGE														
KANS ST BENEDICTS COLLEGE														
KANS ST MARY COLLEGE														
KANS ST MARY OF THE PLAINS COL														
KANS SOUTHWESTERN COLLEGE														
KANS STERLING COLLEGE														
KANS TABOR COLLEGE														
KANS UNIVERSITY OF KANSAS														
KANS WASHBURN UNIV OF TOPEKA														
KANS WICHITA STATE UNIVERSITY														
KY ASBURY COLLEGE														
KY BELLARMINUSULIN ALL CH														
KY BREA COLLEGE														
KY BRESCIA COLLEGE														
KY CAMPBELLVILLE COLLEGE														
KY CATHERINE SPALDING COL														
KY CENTE COL OF KENTUCKY														
KY CUMBERLAND COLLEGE														
KY ESTRI KENTUCKY UNIVERSITY														
KY GEORGETOWN COLLEGE														
KY KENTUCKY SOUTHERN COLLEGE														

TABLE 4.--BACHELOR'S, MASTER'S, AND DOCTOR'S DEGREES CONFERRED IN INSTITUTIONS OF HIGHER EDUCATION, BY SEX OF STUDENT, FIELD OF STUDY, STATE OR OTHER AREA, AND INSTITUTION: AGGREGATE UNITED STATES, 1968-69 --CONTINUED

STATE OR OTHER AREA, AND INSTITUTION	BACHELOR'S DEGREES REQUIRING 4 OR 5 YEARS		MASTER'S DEGREES		DOCTOR'S DEGREES (PH.D., ED.D., ETC.)		BACHELOR'S DEGREES REQUIRING 4 OR 5 YEARS		MASTER'S DEGREES		DOCTOR'S DEGREES (PH.D., ED.D., ETC.)			
	1	2	3	4	5	6	7	1	2	3	4	5	6	7
	1	2	3	4	5	6	7	1	2	3	4	5	6	7
BIOLOGICAL SCIENCES, TOTAL														
KY KENTUCKY STATE COLLEGE		3	2											
KY KENTUCKY WESLEYAN COLLEGE		6	2											
KY MOREHEAD STATE UNIVERSITY		30	10		5									
KY MURRAY STATE UNIVERSITY		36	9		2									
KY NAZARETH COL OF KENTUCKY		3	2											
KY PIKEVILLE COLLEGE		3	3											
KY THOMAS MORE COLLEGE		8	3											
KY TRANSYLVANIA COLLEGE		11	4											
KY UNION COLLEGE		8												
KY UNIV KY MAIN CAMPUS		63	44		21									
KY UNIVERSITY OF LOUISVILLE		63	15		3									
KY WSTN KY UNIVERSITY		32	12		1									
LA CENTENARY COLLEGE		11	2											
LA DILLARD UNIVERSITY		14	6											
LA FRANCIS T. NICHOLLS ST COL		17	1											
LA GRAYBLING COLLEGE		5	9											
LA LOUISIANA COLLEGE		4	2											
LA LOUISIANA POLY INSTITUTE		16	4		6									
LA LA ST U BATON ROUGE		109	27		23									
LA LA ST U MED CTR N ORLEANS					1									
LA LA ST U NEW ORLEANS		22	10		1									
LA LOYOLA UNIVERSITY		14	1		1									
LA MCNEESE STATE COLLEGE		18	7		3									
LA NTHST LOUISIANA ST COL		27	8		7									
LA NTHSTRN ST COL LOUISIANA		22	7		6									
LA ST MARYS DONTIACAN COL		7	7											
LA STHSTRN LOUISIANA COL		30	5											
LA SOUTHERN UNIV & A & M COL		40	42		10									
LA TULANE UNIV OF LOUISIANA		52	16		19									
LA UNIV STHSTRN LOUISIANA		35	16		9									
LA XAVIER UNIVERSITY OF LA		13	2											
ME BATES COLLEGE		15	7											
ME BOWDIN COLLEGE		33												
ME COLBY COLLEGE		6	5											
ME NAASON COLLEGE		5	3											
ME RICKER COLLEGE		4	1											
ME ST FRANCIS COLLEGE		4												
ME ST JOSEPHS COLLEGE		4												
ME UNIV MAINE ALL CAMPUSES		90	30		21									
ME COL OF NOTRE DAME OF MD			22											
MD COLUMBIA UNION COLLEGE		6	2											
MD FROSTBURG STATE COLLEGE		14	8											
MD GOUCHER COLLEGE			18											
MD HODD COLLEGE			12											
MD JOHNS HOPKINS U ALL CAM		110	3		12									
MD LOYOLA COLLEGE		20												
MD MORGAN STATE COLLEGE		8	16											
MD MOUNT ST AGNES COLLEGE			4											
MD MOUNT ST MARYS COLLEGE		21	7											
MD ST JOSEPH COLLEGE			5											
MD SALISBURY STATE COLLEGE		29	1											
MD TOMSON STATE COLLEGE		5	10											
MD UNIV MD MAIN CAMPUS		141	60		17									



TABLE 4.--BACHELOR'S, MASTER'S, AND DOCTOR'S DEGREES CONFERRED IN INSTITUTIONS OF HIGHER EDUCATION, BY SEX OF STUDENT, FIELD OF STUDY, STATE OR OTHER AREA, AND INSTITUTION: AGGREGATE UNITED STATES, 1968-69 --CONTINUED

FIELD OF STUDY, STATE OR OTHER AREA, AND INSTITUTION	BACHELOR'S DEGREES REQUIRING 4 OR 5 YEARS		MASTER'S DEGREES		DOCTOR'S DEGREES (PH.D., ED.D., ETC.)		BIOLOGICAL SCIENCES, TOTAL						DOCTOR'S DEGREES (PH.D., ED.D., ETC.)
	(CONTINUED)						(CONTINUED)						
	1	2	3	4	5	6	7	1	2	3	4	5	
MICH CENTRAL MICHIGAN UNIV	72	35	30	5	1	1	1	15	5	1	1	1	1
MICH DETROIT INSTITUTE OF TECH	6	1	1	1	1	1	1	3	1	1	1	1	1
MICH EASTERN MICHIGAN UNIV	51	19	10	1	1	1	1	18	3	3	3	3	3
MICH GRAND VALLEY STATE COL	18	5	1	1	1	1	1	47	11	3	3	3	3
MICH HILLSDALE COLLEGE	26	8	1	1	1	1	1	5	1	1	1	1	1
MICH HOPE COLLEGE	27	20	1	1	1	1	1	6	10	1	1	1	1
MICH KALAMAZOO COLLEGE	27	10	1	1	1	1	1	61	7	13	4	5	5
MICH MADONNA COLLEGE	1	1	1	1	1	1	1	1	1	1	1	1	1
MICH MARYGROVE COLLEGE	1	1	1	1	1	1	1	1	1	1	1	1	1
MICH MERCY COLLEGE OF DETROIT	6	6	1	1	1	1	1	6	6	3	3	3	3
MICH MERCY COLLEGE OF DETROIT	198	74	82	25	1	1	1	58	19	3	2	2	2
MICH MICH ST UNIV ALL CAMPUSES	11	1	3	1	1	1	1	8	1	1	1	1	1
MICH MICH TECH U MAIN CAMPUS	7	4	1	1	1	1	1	13	5	1	1	1	1
MICH MICH TEC U LK SUP ST COL	4	4	1	1	1	1	1	28	9	5	1	1	1
MICH NAZARETH COLLEGE	44	9	10	3	1	1	1	27	2	1	1	1	1
MICH NORTHERN MICHIGAN UNIV	10	8	1	1	1	1	1	16	3	1	1	1	1
MICH OAKLAND UNIVERSITY	10	2	1	1	1	1	1	6	1	1	1	1	1
MICH OLIVET COLLEGE	2	2	1	1	1	1	1	1	4	1	1	1	1
MICH SAGINAW VALLEY COLLEGE	10	10	1	1	1	1	1	3	5	1	1	1	1
MICH STENA HEIGHS COLLEGE	9	3	1	1	1	1	1	1	7	1	1	1	1
MICH SPRING ARBOR COLLEGE	33	11	6	2	1	1	1	11	2	1	1	1	1
MICH UNIVERSITY OF DETROIT	196	93	44	44	37	9	9	5	1	1	1	1	1
MICH UNIVERSITY OF MICHIGAN	103	35	29	12	14	14	3	60	7	1	1	1	1
MICH WAYNE STATE UNIVERSITY	75	45	8	1	1	1	1	16	6	1	1	1	1
MICH WESTERN MICHIGAN UNIV	10	1	2	1	1	1	1	7	2	1	1	1	1
MINN AUGSBURG COLLEGE	22	7	1	1	1	1	1	1	1	1	1	1	1
MINN BETHEL COLLEGE & SEMINARY	21	15	1	1	1	1	1	14	1	1	1	1	1
MINN CARLETON COLLEGE	6	6	1	1	1	1	1	31	17	8	7	13	6
MINN COLLEGE OF ST BENEDICT	9	9	1	1	1	1	1	9	2	2	2	2	2
MINN COLLEGE OF ST CATHERINE	3	3	1	1	1	1	1	48	11	1	1	1	1
MINN COLLEGE OF ST SCHOLASTICA	3	3	1	1	1	1	1	16	13	1	1	1	1
MINN COLLEGE OF ST TERESA	14	14	1	1	1	1	1	19	9	1	1	1	1
MINN COLLEGE OF ST THOMAS	20	8	13	1	1	1	1	17	2	2	5	8	5
MINN CONCORDIA COL MOORHEAD	27	14	1	1	1	1	1	21	1	1	1	1	1
MINN GUSTAVUS ADOLPHUS COLLEGE	20	6	1	1	1	1	1	3	1	1	1	1	1
MINN HAMLINE UNIVERSITY	12	13	1	1	1	1	1	10	3	1	1	1	1
MINN MACALESTER COLLEGE	22	9	1	1	1	1	1	8	3	1	1	1	1
MINN MANKATO STATE COLLEGE	30	8	13	1	1	1	1	12	5	1	1	1	1
MINN MORHEAD STATE COLLEGE	10	3	3	1	1	1	1	44	18	11	4	9	9
MINN ST CLOUD STATE COLLEGE	46	9	14	1	1	1	1	5	1	1	1	1	1
MINN ST JOHNS UNIVERSITY	23	23	1	1	1	1	1	7	1	1	1	1	1
MINN ST HARYS COLLEGE	27	1	29	13	1	1	1	53	11	32	4	5	1
MINN ST OLAF COLLEGE	58	13	1	1	1	1	1	4	1	1	1	1	1
MINN U OF MINN DULUTH	39	9	1	1	1	1	1	18	1	1	1	1	1
MINN U OF MINN MNPS ST PAUL	274	35	36	25	53	3	3	12	13	6	6	1	1
MINN U OF MINN MORRIS	10	3	7	1	1	1	1	53	6	1	1	1	1
MINN WISCONSIN STATE COLLEGE	17	3	1	1	1	1	1	4	1	1	1	1	1
MISS ALCOHN A & M COLLEGE	7	5	1	1	1	1	1	1	1	1	1	1	1
MISS BELHAVEN COLLEGE	2	1	1	1	1	1	1	1	1	1	1	1	1
MISS DELAWARE STATE COLLEGE	16	10	1	1	1	1	1	12	13	6	1	1	1
MISS JACKSON STATE COLLEGE	13	10	1	1	1	1	1	53	6	1	1	1	1
MISS WISCONSIN STATE COLLEGE	14	8	1	1	1	1	1	4	2	1	1	1	1
NEBR DANA COLLEGE	1	1	1	1	1	1	1	2	1	1	1	1	1
NEBR DOANE COLLEGE	1	1	1	1	1	1	1	4	5	1	1	1	1

TABLE 4.--BACHELOR'S, MASTER'S, AND DOCTOR'S DEGREES CONFERRED IN INSTITUTIONS OF HIGHER EDUCATION, BY SEX OF STUDENT, FIELD OF STUDY, STATE OR OTHER AREA, AND INSTITUTION: AGGREGATE UNITED STATES, 1968-69 --CONTINUED

FIELD OF STUDY, STATE OR OTHER AREA, AND INSTITUTION	BACHELOR'S DEGREES REQUIRING 4 OR 5 YEARS		MASTER'S DEGREES		DOCTOR'S DEGREES (PH.D., ED.D., ETC.)		BACHELOR'S DEGREES REQUIRING 4 OR 5 YEARS		MASTER'S DEGREES		DOCTOR'S DEGREES (PH.D., ED.D., ETC.)	
	Men	Women	Men	Women	Men	Women	Men	Women	Men	Women	Men	Women
	2	3	4	5	6	7	2	3	4	5	6	7
BIOLOGICAL SCIENCES, TOTAL												
N H HASTINGS COLLEGE	8	3	-	-	-	-	-	132	32	1	5	-
N HIRAM SCOTT COLLEGE	6	1	-	-	-	-	178	43	19	15	-	
N HIRAM F. KENNEDY COLLEGE	7	1	-	-	-	-	-	-	-	-	4	
N H KEARNEY STATE COLLEGE	33	3	3	-	-	-	20	28	9	24	-	
N H MIDLAND LUTHERAN COLLEGE	6	1	-	-	-	-	31	24	-	-	-	
N H NERRASKA WESLEYAN UNIV	8	2	-	-	-	-	-	-	-	-	-	
N H PERU STATE COLLEGE	9	1	-	-	-	-	-	-	-	-	-	
N H UNION COLLEGE	8	1	-	-	-	-	68	25	1	3	-	
N H UNIV NERRASKA MAIN CAMPUS	113	22	28	5	20	2	16	6	2	2	-	
N H UNIV NERRASKA AT OMAHA	14	2	2	1	-	-	33	-	-	-	-	
N H WAYNE STATE COLLEGE	10	4	2	1	-	-	-	6	-	-	-	
N H NEVADA SOUTHERN UNIV	4	-	2	1	-	-	-	-	-	-	-	
N H UNIV OF NEVADA	39	13	5	1	-	-	-	6	-	-	-	
N H BELKNAP COLLEGE	7	-	-	-	-	-	1	16	2	6	-	
N H DARTMOUTH COLLEGE	52	2	2	-	4	1	33	6	13	15	10	
N H FRANKLIN PIERCE COLLEGE	11	2	-	-	-	-	-	30	-	-	-	
N H MOUNT ST MARY COLLEGE	5	1	-	-	-	-	144	61	15	17	6	
N H NATHANIEL HAWTHORNE COL	2	2	-	-	-	-	10	1	-	-	-	
N H NEW ENGLAND COLLEGE	6	-	-	-	-	-	-	9	-	-	-	
N H NOTRE DAME COLLEGE	2	-	-	-	-	-	-	19	-	-	-	
N H RIVER COLLEGE	12	4	4	3	-	-	73	21	6	7	4	
N H ST ANSELMS COLLEGE	19	-	-	-	-	-	7	-	-	-	-	
N H UNIV OF NEW HAMPSHIRE	73	49	33	7	8	3	23	-	-	-	-	
N H UNIV OF N. H. KEENE ST COL	5	6	-	-	-	-	18	5	-	-	-	
N H UNIV N. H. PLYMOUTH ST COL	5	-	-	-	-	-	31	7	-	-	-	
N H BLOOMFIELD COLLEGE	11	2	-	-	-	-	66	10	22	3	-	
N J CALDWELL COL FOR WOMEN	-	10	-	-	-	-	6	3	-	-	-	
N J COLLEGE OF ST ELIZARETH	-	15	-	-	-	-	21	-	-	-	-	
N J DREW UNIVERSITY	18	7	-	-	-	-	18	4	-	-	-	
N J FAIRLEIGH OICKNSN U ALL CAM	132	21	12	6	-	-	41	4	49	18	-	
N J GEORGIAN COURT COLLEGE	-	5	-	-	-	-	-	-	-	-	-	
N J HONOLULU COLLEGE	21	4	-	-	-	-	-	-	-	-	-	
N J NJ COL OF MED & DENTISTRY	-	-	-	-	2	-	-	4	-	-	-	
N J PATERSON STATE COLLEGE	13	12	3	1	-	-	18	4	-	-	-	
N J PRINCETON UNIVERSITY	66	6	6	1	10	1	53	14	10	-	-	
N J RIDER COLLEGE	12	3	-	-	-	-	61	-	-	-	-	
N J RUTGERS THE ST U ALL CAM	182	86	30	16	44	13	26	-	-	-	-	
N J ST PETERS COLLEGE	41	-	-	-	-	-	-	2	-	-	-	
N J SETON HALL UNIVERSITY	38	2	4	1	-	-	-	9	-	-	-	
N J UPSALA COLLEGE	12	7	-	-	-	-	-	13	-	-	-	
N M COLLEGE OF ARTESIA	1	-	-	-	-	-	-	5	-	-	-	
N M COLLEGE OF SANTA FE	12	3	-	-	-	-	-	4	-	-	-	
N M EASTERN NEW MEX U ALL CAM	17	-	-	-	-	-	-	11	-	-	-	
N M NEW MEXICO HIGHLANDS UNIV	12	4	10	3	-	-	7	-	-	-	-	
N M N HX INST MINING & TECH	1	1	-	-	-	-	-	-	5	-	6	
N M NEW MEX ST U ALL CAMPUSES	23	10	11	-	1	-	84	37	46	28	6	
N M UNIV OF ALBUQUERQUE	3	2	-	-	-	-	18	3	6	2	-	
N M UNIVERSITY OF NEW MEXICO	48	25	16	5	5	-	-	6	-	-	-	
N M WESTERN NEW MEXICO UNIV	5	1	-	-	-	-	11	2	-	-	-	
N M ADELPHI UNIVERSITY	52	17	42	10	-	-	2	-	-	-	-	
N Y ALFRED UNIV ALL CAMPUSES	17	4	1	-	-	-	25	3	2	2	1	
N Y BARD COLLEGE	1	3	-	-	-	-	2	1	-	-	-	
N Y CANISTOTUS COLLEGE	19	3	-	-	-	-	4	2	-	-	20	



TABLE 4.--BACHELOR'S, MASTER'S, AND DOCTOR'S DEGREES CONFERRED IN INSTITUTIONS OF HIGHER EDUCATION, BY SEX OF STUDENT, FIELD OF STUDY, STATE OR OTHER AREA, AND INSTITUTION: AGGREGATE UNITED STATES, 1968-69 --CONTINUED

FIELD OF STUDY, STATE OR OTHER AREA, AND INSTITUTION	BACHELOR'S DEGREES REQUIRING 4 OR 5 YEARS		MASTER'S DEGREES		DOCTOR'S DEGREES (P.H.D., ED.D., ETC.)		BACHELOR'S DEGREES REQUIRING 4 OR 5 YEARS		MASTER'S DEGREES		DOCTOR'S DEGREES (P.H.D., ED.D., ETC.)			
	1	2	3	4	5	6	7	1	2	3	4	5	6	7
	MEN	WOMEN	MEN	WOMEN	MEN	WOMEN	MEN	MEN	WOMEN	MEN	WOMEN	MEN	WOMEN	MEN
BIOLOGICAL SCIENCES, TOTAL														
OHIO KENT ST UNIV MAIN CAMPUS	85	38	20	6	5	1	13	3	1	1	1	1	1	1
OHIO KENYON COLLEGE	33	4	1	1	1	1	5	3	1	1	1	1	1	1
OHIO LAKE ERIE COLLEGE	1	1	1	1	1	1	1	1	1	1	1	1	1	1
OHIO MALONE COLLEGE	13	4	1	1	1	1	1	1	1	1	1	1	1	1
OHIO MARIETTA COLLEGE	34	20	1	1	1	1	1	1	1	1	1	1	1	1
OHIO MARY WASEL COLLEGE	4	4	1	1	1	1	1	1	1	1	1	1	1	1
OHIO MIAMI UNIV ALL CAMPUSES	81	31	21	7	7	1	1	1	1	1	1	1	1	1
OHIO MOUNT UNION COLLEGE	11	5	1	1	1	1	1	1	1	1	1	1	1	1
OHIO MUSKINGUM COLLEGE	4	1	1	1	1	1	1	1	1	1	1	1	1	1
OHIO NOTRE DAME COLLEGE	9	9	1	1	1	1	1	1	1	1	1	1	1	1
OHIO OBERLIN COLLEGE	27	17	2	1	1	1	1	1	1	1	1	1	1	1
OHIO OHIO DOMINICAN CNL	10	10	1	1	1	1	1	1	1	1	1	1	1	1
OHIO OHIO NITHRN U ALL CAMPUSES	4	4	1	1	1	1	1	1	1	1	1	1	1	1
OHIO OHIO ST UNIV ALL CAMPUSES	334	59	65	28	36	6	14	2	1	1	1	1	1	1
OHIO OHIO UNIV ALL CAMPUSES	94	44	12	3	1	1	1	1	1	1	1	1	1	1
OHIO OHIO WESLEYAN UNIVERSITY	48	19	1	1	1	1	1	1	1	1	1	1	1	1
OHIO OTTERBEIN COLLEGE	19	10	1	1	1	1	1	1	1	1	1	1	1	1
OHIO OUR LADY OF CINCINNATI COL	1	10	1	1	1	1	1	1	1	1	1	1	1	1
OHIO RIO GRANDE COLLEGE	6	1	1	1	1	1	1	1	1	1	1	1	1	1
OHIO UNIVERSITY OF AKRON	39	11	1	1	1	1	1	1	1	1	1	1	1	1
OHIO U CINCINNATI MAIN CAMPUS	69	9	8	2	5	3	1	1	1	1	1	1	1	1
OHIO UNIVERSITY OF DAYTON	59	16	7	1	1	1	1	1	1	1	1	1	1	1
OHIO UNIVERSITY OF TOLEDO	37	12	1	1	1	1	1	1	1	1	1	1	1	1
OHIO URSULINE COLLEGE	1	6	1	1	1	1	1	1	1	1	1	1	1	1
OHIO WALSH COLLEGE	3	7	1	1	1	1	1	1	1	1	1	1	1	1
OHIO WESTERN COLLEGE FOR WOMEN	9	3	1	1	1	1	1	1	1	1	1	1	1	1
OHIO WILBERFORCE UNIVERSITY	3	3	1	1	1	1	1	1	1	1	1	1	1	1
OHIO WILMINGTON COLLEGE	3	3	1	1	1	1	1	1	1	1	1	1	1	1
OHIO WITTENBERG UNIVERSITY	17	8	1	1	1	1	1	1	1	1	1	1	1	1
OHIO WRIGHT STATE UNIVERSITY	16	12	2	1	1	1	1	1	1	1	1	1	1	1
OHIO XAVIER UNIVERSITY	12	2	1	1	1	1	1	1	1	1	1	1	1	1
OHIO YOUNGSTOWN ST UNIVERSITY	35	2	1	1	1	1	1	1	1	1	1	1	1	1
OKLA BETHANY NAZARENE COLLEGE	14	5	1	1	1	1	1	1	1	1	1	1	1	1
OKLA CENTRAL STATE COLLEGE	27	10	1	1	1	1	1	1	1	1	1	1	1	1
OKLA EAST CENTRAL STATE COL	14	3	1	1	1	1	1	1	1	1	1	1	1	1
OKLA LANGSTON UNIVERSITY	8	4	1	1	1	1	1	1	1	1	1	1	1	1
OKLA NORTHEASTERN STATE COL	34	3	1	1	1	1	1	1	1	1	1	1	1	1
OKLA NORTHWESTERN STATE COL	24	6	1	1	1	1	1	1	1	1	1	1	1	1
OKLA OKLAHOMA BAPTIST UNIV	3	1	1	1	1	1	1	1	1	1	1	1	1	1
OKLA OKLAHOMA CHRISTIAN COL	9	2	1	1	1	1	1	1	1	1	1	1	1	1
OKLA OKLAHOMA CITY UNIVERSITY	7	2	1	1	1	1	1	1	1	1	1	1	1	1
OKLA OKLA COL OF LIBERAL ARTS	4	13	1	1	1	1	1	1	1	1	1	1	1	1
OKLA OKLA PANHANDLE STATE COL	5	2	1	1	1	1	1	1	1	1	1	1	1	1
OKLA OKLA ST UNIV MAIN CAMPUS	134	19	33	1	29	1	1	1	1	1	1	1	1	1
OKLA ORAL ROBERTS UNIVERSITY	1	1	1	1	1	1	1	1	1	1	1	1	1	1
OKLA PHILLIPS UNIVERSITY	12	2	1	1	1	1	1	1	1	1	1	1	1	1
OKLA SOUTHEASTERN STATE COL	3	8	1	1	1	1	1	1	1	1	1	1	1	1
OKLA SOUTHWESTERN STATE COL	34	8	1	1	1	1	1	1	1	1	1	1	1	1
OKLA UNIV OKLA ALL CAMPUSES	41	21	23	3	22	3	1	1	1	1	1	1	1	1
OKLA UNIVERSITY OF TULSA	10	9	1	1	1	1	1	1	1	1	1	1	1	1
OREG EASTERN OREGON COLLEGE	9	1	1	1	1	1	1	1	1	1	1	1	1	1
OREG GEORGE FOX COLLEGE	5	1	1	1	1	1	1	1	1	1	1	1	1	1
OREG LEWIS & CLARK COLLEGE	8	13	1	1	1	1	1	1	1	1	1	1	1	1

TABLE 4.--BACHELOR'S, MASTER'S, AND DOCTOR'S DEGREES CONFERRED IN INSTITUTIONS OF HIGHER EDUCATION, BY SEX OF STUDENT, FIELD OF STUDY, STATE OR OTHER AREA, AND INSTITUTION: AGGREGATE UNITED STATES, 1968-69 --CONTINUED

FIELD OF STUDY, STATE OR OTHER AREA, AND INSTITUTION	BACHELOR'S DEGREES REQUIRING 4 OR 5 YEARS		MASTER'S DEGREES		DOCTOR'S DEGREES (PH.D.; ED.D., ETC.)		BACHELOR'S DEGREES REQUIRING 4 OR 5 YEARS		MASTER'S DEGREES		DOCTOR'S DEGREES (PH.D.; ED.D., ETC.)	
	2	3	4	5	6	7	2	3	4	5	6	7
	1	1	1	1	1	1	1	1	1	1	1	1
BIOLOGICAL SCIENCES, TOTAL												
PA MARYHOOD COLLEGE	-	11	-	-	-	-	-	-	-	-	-	-
PA MERCYHURST COLLEGE	-	8	-	-	-	-	-	-	-	-	-	-
PA MESSTAH COLLEGE	-	2	-	-	-	-	-	-	-	-	-	-
PA MORAVIAN COL MAIN CAMPUS	12	5	-	-	-	-	-	-	-	-	-	-
PA MOUNT MERCY COLLEGE	32	7	-	-	-	-	-	-	-	-	-	-
PA MUHLENBERG COLLEGE	88	4	-	-	-	-	-	-	-	-	-	-
PA PA COLLEGE OF OPTOMETRY	21	-	-	-	-	-	-	-	-	-	-	-
PA P M C COLLEGES	30	7	5	2	-	-	-	-	-	-	-	-
PA BLOOMSBURG STATE COLLEGE	31	8	3	1	-	-	-	-	-	-	-	-
PA CALIFORNIA STATE COLLEGE	19	7	1	3	-	-	-	-	-	-	-	-
PA CHEYNEY STATE COLLEGE	14	7	1	3	-	-	-	-	-	-	-	-
PA CLARION ST COL MAIN CAM	21	10	-	-	-	-	-	-	-	-	-	-
PA EAST STRAUSSBURG ST COL	16	3	-	-	-	-	-	-	-	-	-	-
PA EDINBORO STATE COLLEGE	18	3	-	-	-	-	-	-	-	-	-	-
PA KUTZTOWN STATE COLLEGE	18	2	-	-	-	-	-	-	-	-	-	-
PA LOCK HAVEN STATE COLLEGE	18	8	1	-	-	-	-	-	-	-	-	-
PA MANSFIELD STATE COLLEGE	18	7	9	4	-	-	-	-	-	-	-	-
PA MILLERSVILLE STATE COL	17	12	7	6	-	-	-	-	-	-	-	-
PA SHIPPENSBURG STATE COL	17	12	9	4	-	-	-	-	-	-	-	-
PA SLIPPERY ROCK STATE COL	24	5	7	6	-	-	-	-	-	-	-	-
PA WEST CHESTER STATE COL	155	43	36	18	38	3	-	-	-	-	-	-
PA PENN ST UNIV ALL CAMPUSES	12	8	2	-	-	-	-	-	-	-	-	-
PA PHILA COL PHARMACY & SCI	11	2	-	-	-	-	-	-	-	-	-	-
PA POINT PARK COLLEGE	13	3	-	-	-	-	-	-	-	-	-	-
PA ROSEMONT COLLEGE	13	3	-	-	-	-	-	-	-	-	-	-
PA ST FRANCIS COLLEGE	64	7	-	-	-	-	-	-	-	-	-	-
PA ST JOSEPH COLLEGE	24	-	-	-	-	-	-	-	-	-	-	-
PA ST VINCENT COLLEGE	10	13	-	-	-	-	-	-	-	-	-	-
PA SEWON HILL COLLEGE	8	7	-	-	-	-	-	-	-	-	-	-
PA SUSQUEHANNA UNIVERSITY	10	5	-	-	-	-	-	-	-	-	-	-
PA SHARTHMORE COLLEGE	96	23	5	10	11	2	-	-	-	-	-	-
PA TEMPLE UNIVERSITY	13	7	-	-	-	-	-	-	-	-	-	-
PA THEL COLLEGE	74	14	10	11	17	8	-	-	-	-	-	-
PA UNIV OF PENNSYLVANIA	133	28	1	1	7	1	-	-	-	-	-	-
PA UNIV PITTSBG ALL CAMPUSES	22	12	-	-	-	-	-	-	-	-	-	-
PA UNIVERSITY OF SCRANTON	-	4	-	-	-	-	-	-	-	-	-	-
PA UR-SINUS COLLEGE	37	3	15	14	-	-	-	-	-	-	-	-
PA VILLA MARIA COLLEGE	37	3	15	14	-	-	-	-	-	-	-	-
PA VILLANOVA UNIVERSITY	37	3	15	14	-	-	-	-	-	-	-	-
PA WASHINGTON JEFFERSON COL	10	2	-	-	-	-	-	-	-	-	-	-
PA WAYNESBURG COLLEGE	16	4	-	-	-	-	-	-	-	-	-	-
PA WESTMINSTER COLLEGE	18	9	-	-	-	-	-	-	-	-	-	-
PA WILKES COLLEGE	-	9	-	-	-	-	-	-	-	-	-	-
PA WILSON COLLEGE	-	9	-	-	-	-	-	-	-	-	-	-
PA WOMANS MED COL OF PA	4	1	2	1	-	-	-	-	-	-	-	-
PA BARRINGTON COLLEGE	44	15	6	7	7	3	-	-	-	-	-	-
PA BROWN UNIVERSITY	30	-	1	-	-	-	-	-	-	-	-	-
PA PROVIDENCE COLLEGE	7	4	4	4	-	-	-	-	-	-	-	-
PA RHODE ISLAND COLLEGE	47	35	16	4	-	-	-	-	-	-	-	-
PA SALVE REGINA COLLEGE	1	2	-	-	-	-	-	-	-	-	-	-
PA UNIV R I ALL CAMPUSES	1	2	-	-	-	-	-	-	-	-	-	-
PA ALLEN UNIVERSITY	10	10	-	-	-	-	-	-	-	-	-	-
PA BENEDICT COLLEGE	-	-	-	-	-	-	-	-	-	-	-	-

TABLE 4.--BACHELOR'S, MASTER'S, AND DOCTOR'S DEGREES CONFERRED IN INSTITUTIONS OF HIGHER EDUCATION, BY SEX OF STUDENT, FIELD OF STUDY, STATE OR OTHER AREA, AND INSTITUTION: AGGREGATE UNITED STATES, 1968-69 --CONTINUED

FIELD OF STUDY, STATE OR OTHER AREA, AND INSTITUTION	BACHELOR'S DEGREES REQUIRING 4 OR 5 YEARS		MASTER'S DEGREES		DOCTOR'S DEGREES (PH.D., ED.D., ETC.)		BACHELOR'S DEGREES REQUIRING 4 OR 5 YEARS		MASTER'S DEGREES		DOCTOR'S DEGREES (PH.D., ED.D., ETC.)	
	2	3	4	5	6	7	2	3	4	5	6	7
	1	1	1	1	1	1	1	1	1	1	1	1
BIOLOGICAL SCIENCES, TOTAL												
TENN SIENA COLLEGE	6											
TENN SOUTHERN COL OF OPTOMETRY	52	3										
TENN SOUTHERN MISSIONARY COL	7											
TENN SOUTHWESTERN AT MEMPHIS	23	3										
TENN TENN AG & INDUS ST UNIV	11											
TENN TENN TECHNOLOGICAL UNIV	24	1										
TENN TENN MESLEYAN COLLEGE	14	1										
TENN TREVECCA NAZARENE COLLEGE	1											
TENN TUSCULUM COLLEGE	5											
TENN UNION UNIVERSITY	11	3										
TENN UNIVERSITY OF THE SOUTH	20											
TENN UNIV OF TENN ALL CAMPUSES	123	42	32	20	29	7						
TENN VANDERBILT UNIVERSITY	50	8	2	8	20	3						
TENN WM JENNINGS BRYAN COLLEGE	3											
TEX ABILENE CHRISTIAN COLLEGE	26	10	5									
TEX ANGELO STATE COLLEGE	6	3										
TEX AUSTIN COLLEGE	10	7										
TEX BAYLOR UNIV MAIN CAMPUS	67	25	5	2	3	1						
TEX BAYLOR UNIV COL DENTISTRY			1	2	2	1						
TEX BAYLOR UNIV MEDICAL COL			3	2	9	2						
TEX BISHOP COLLEGE	5	2										
TEX DOMINICAN COLLEGE			2									
TEX EAST TEXAS BAPTIST COL	5	3										
TEX EAST TEXAS STATE UNIV	35	10	18	4								
TEX HARDIN SIMMONS UNIVERSITY	14	3										
TEX HOUSTON BAPTIST COLLEGE	4	3										
TEX HOWARD PAYNE COLLEGE	5	2										
TEX HUSTON TILLOTSON COLLEGE	4	9										
TEX INCARNATE WORD COLLEGE		5	4	9								
TEX JARVIS CHRISTIAN COLLEGE	3	2										
TEX LAPAR STATE COL TECH	52	13										
TEX MARY HARDIN BAYLOR COL	2											
TEX MCHURRY COLLEGE	6	4										
TEX MIDWESTERN UNIVERSITY	22	3	3	1								
TEX NORTH TEXAS STATE UNIV	48	18	19	1	1							
TEX OUR LADY OF THE LAKE COL	1	8										
TEX PAN AMERICAN COLLEGE	24	7										
TEX PAUL QUINN COLLEGE	1											
TEX RICE UNIVERSITY	27	16			1	2						
TEX ST EDWARDS UNIVERSITY	16											
TEX ST MARYS UNIVERSITY	26	6										
TEX SAM HOUSTON STATE COL	10	16	10	2								
TEX SOUTHERN METHODIST UNIV	15	18	6	1								
TEX SOUTHWESTERN UNION COL	2											
TEX SOUTHWESTERN UNIVERSITY	9	5										
TEX SOUTHWEST TEXAS STATE COL	33	14	9	3								
TEX STEPHEN F AUSTIN ST COL	58	21	7	1								
TEX SUL ROSS STATE COLLEGE	9											
TEX TEXAS A & T UNIVERSITY	17	6	9	3								
TEX PRAIRIE VIEW A & M COL	15	21	4	1								
TEX TARLETON STATE COLLEGE	19	3										
TEX TEXAS A & M UNIVERSITY	163	8	39									
TEX TEXAS CHRISTIAN UNIV	9	26	3	6	33	2						

61

TABLE 4.--BACHELOR'S, MASTER'S, AND DOCTOR'S DEGREES CONFERRED IN INSTITUTIONS OF HIGHER EDUCATION, BY SEX OF STUDENT, FIELD OF STUDY, STATE OR OTHER AREA, AND INSTITUTION: AGGREGATE UNITED STATES, 1968-69 --CONTINUED

STATE OR OTHER AREA, AND INSTITUTION	BACHELOR'S DEGREES REQUIRING 4 OR 5 YEARS		MASTER'S DEGREES		DOCTOR'S DEGREES (PH.D., ED.D., ETC.)		FIELD OF STUDY, STATE OR OTHER AREA, AND INSTITUTION	BACHELOR'S DEGREES REQUIRING 4 OR 5 YEARS		MASTER'S DEGREES		DOCTOR'S DEGREES (PH.D., ED.D., ETC.)			
	1	2	3	4	5	6		7	1	2	3	4	5	6	7
	Men	Women	Men	Women	Men	Women		Men	Women	Men	Women	Men	Women	Men	Women
GA VALDOSTA STATE COLLEGE	5	-	-	-	-	-	-	PREMEDICAL, PREDENTAL, AND PREVETERINARY SCI	30	2	3	5	6	7	
IDA BOISE STATE COLLEGE	1	-	-	-	-	-	-	MO UNIV MISSOURI AT COLUMBIA	18	2	-	-	-	-	
IDA UNIVERSITY OF IDAHO	20	1	-	-	-	-	-	MONT MONTANA STATE UNIVERSITY	5	-	-	-	-	-	
ILL AUGUSTANA COLLEGE	5	1	-	-	-	-	-	MONT MONTANA STATE UNIVERSITY NEBR DANA COLLEGE	1	-	-	-	-	-	
ILL HILLTOP UNIVERSITY	8	1	-	-	-	-	-	NEBR HASTINGS COLLEGE	4	-	-	-	-	-	
ILL NORTHWESTERN UNIVERSITY	27	4	-	-	-	-	-	NEBR UNIV NEBRASKA MAIN CAMPUS	39	4	-	-	-	-	
ILL UNIV OF ILL URBANA CAMPUS	59	6	-	-	-	-	-	NEV UNIVERSITY OF NEVADA	2	-	-	-	-	-	
IND BALL STATE UNIVERSITY	9	-	-	-	-	-	-	N H DARTMOUTH COLLEGE	6	-	-	-	-	-	
IND DEPAUW UNIVERSITY	26	1	-	-	-	-	-	N H UNIV OF NEW HAMPSHIRE	4	-	-	-	-	-	
IND EARLHAM COL ALL CAMPUSES	10	-	-	-	-	-	-	N J RUTGERS THE ST U ALL CAM	8	6	-	-	-	-	
IND INDIANA STATE UNIVERSITY	10	-	-	-	-	-	-	N J SETON HALL UNIVERSITY	5	-	-	-	-	-	
IND INDIANA UNIV ALL CAMPUSES	18	3	-	-	-	-	-	N Y CITY CITY COLLEGE	99	8	-	-	-	-	
IND PURDUE UNIV MAIN CAMPUS	22	2	-	-	-	-	-	N Y COLUMBIA UNIV MAIN DIV	1	-	-	-	-	-	
IND UNIV OF EVANSVILLE	1	-	-	-	-	-	-	N Y NEW YORK UNIVERSITY	8	1	-	-	-	-	
IND UNIVERSITY OF NOTRE DAME	30	-	-	-	-	-	-	N Y POLYTECHNIC INST BROOKLYN	2	-	-	-	-	-	
IOWA COE COLLEGE	2	-	-	-	-	-	-	N Y ROSARY HILL COLLEGE	-	-	-	-	-	-	
IOWA DRAKE UNIVERSITY	3	-	-	-	-	-	-	N Y YESHIVA UNIVERSITY	39	2	-	-	-	-	
IOWA GRINNELL COLLEGE	2	1	-	-	-	-	-	N C BELMONT ABBEY COLLEGE	3	-	-	-	-	-	
IOWA IOWA WESLEYAN COLLEGE	6	-	-	-	-	-	-	N C BENNETT COLLEGE	-	2	-	-	-	-	
KANS KANSAS ST U AG 6 APP SCI	19	2	-	-	-	-	-	N C DAVIDSON COLLEGE	55	-	-	-	-	-	
KY ASBURY COLLEGE	9	2	-	-	-	-	-	N C LENOIR-RHYNE COLLEGE	2	-	-	-	-	-	
LA TRANSYLVANIA COLLEGE	7	1	-	-	-	-	-	N C PEIFFER COLLEGE	3	-	-	-	-	-	
KY UNIV KY MAIN CAMPUS	15	1	-	-	-	-	-	N C UNIV OF NC AT CHAPEL HILL	12	-	-	-	-	-	
LA FRANCIS T NICHOLS ST COL	2	-	-	-	-	-	-	N C WAKE FOREST UNIVERSITY	1	-	-	-	-	-	
LA LOUISIANA POLY INSTITUTE	11	1	-	-	-	-	-	N D UNIV N DAK MAIN CAMPUS	4	-	-	-	-	-	
LA LA ST U BATON ROUGE	21	1	-	-	-	-	-	OHIO ANTIUCH COL MAIN CAMPUS	4	1	-	-	-	-	
LA MCNEESE STATE COLLEGE	6	1	-	-	-	-	-	OHIO OHIO ST UNIV ALL CAMPUSES	4	-	-	-	-	-	
LA NTHST LOUISIANA ST COL	9	-	-	-	-	-	-	OHIO OHIO WESLEYAN UNIVERSITY	33	5	-	-	-	-	
LA SOUTHERN UNIV & A & M COL	11	3	-	-	-	-	-	OHIO OTTERBEIN COLLEGE	3	4	-	-	-	-	
LA UNIV STATEMSTRN LOUISIANA	7	3	-	-	-	-	-	OHIO UNIVERSITY OF AKRON	16	-	-	-	-	-	
LA XAVIER UNIVERSITY OF LA	3	1	-	-	-	-	-	OHIO UNIVERSITY OF DAYTON	34	1	-	-	-	-	
MO JOHN HOPKINS U ALL CAM	81	3	-	-	-	-	-	OHIO YOUNGSTOWN ST UNIVERSITY	12	-	-	-	-	-	
MO MOUNT ST MARYS COLLEGE	16	-	-	-	-	-	-	OKLA OKLA ST UNIV MAIN CAMPUS	39	4	-	-	-	-	
MO UNIV MO MAIN CAMPUS	9	1	-	-	-	-	-	OREG LINFIELD COLLEGE	9	1	-	-	-	-	
MO WESTERN MARYLAND COLLEGE	4	-	-	-	-	-	-	OREG PORTLAND STATE COLLEGE	2	-	-	-	-	-	
MASS AMERICAN INTERMNTL COL	1	1	-	-	-	-	-	OREG REED COLLEGE	2	-	-	-	-	-	
MASS BOSTON UNIVERSITY	24	7	-	-	-	-	-	PA ALLEGHENY COLLEGE	14	1	-	-	-	-	
MASS COL OF THE HOLY CROSS	76	-	-	-	-	-	-	PA DREXEL INST OF TECHNOLOGY	3	-	-	-	-	-	
MASS UNIV MASS AMHERST CAMPUS	24	5	-	-	-	-	-	PA FRANKLIN & MARSHALL COL	38	-	-	-	-	-	
MICH ANDREWS UNIVERSITY	19	-	-	-	-	-	-	PA GANNON COLLEGE	4	1	-	-	-	-	
MICH EASTERN MICHIGAN UNIV	11	1	-	-	-	-	-	PA GENEVA COLLEGE	8	-	-	-	-	-	
MICH MICH ST UNIV ALL CAMPUSES	60	14	-	-	-	-	-	PA IMMACULATE COLLEGE	1	1	-	-	-	-	
MICH UNIVERSITY OF MICHIGAN	36	2	-	-	-	-	-	PA JUNIATA COLLEGE	15	-	-	-	-	-	
MINN BETHEL COLLEGE & SEMINARY	3	1	-	-	-	-	-	PA LA SALLE COLLEGE	41	-	-	-	-	-	
MINN ST OLAF COLLEGE	43	-	-	-	-	-	-	PA MARYWOOD COLLEGE	27	3	-	-	-	-	
MINN U OF MINN MNPLS ST PAUL	212	13	-	-	-	-	-	PA MUHLENBERG COLLEGE	2	5	-	-	-	-	
MISS MILLSAPS COLLEGE	12	1	-	-	-	-	-	PA PENN ST UNIV ALL CAMPUSES	40	3	-	-	-	-	
MISS MISSISSIPPI STATE UNIV	38	8	-	-	-	-	-	PA UNIV PITTSRG ALL CAMPUSES	29	1	-	-	-	-	
MISS UNIV MISS MAIN CAMPUS	11	1	-	-	-	-	-	PA WASHINGTON JEFFERSON COL	26	-	-	-	-	-	
MISS UNIV OF STRN MISSISSIPPI	1	-	-	-	-	-	-	PA MILKES COLLEGE	2	-	-	-	-	-	
MO CENTRAL METHODIST COLLEGE	7	-	-	-	-	-	-	S C CITADEL MILITARY COL S C	1	-	-	-	-	-	
MO SOUTHWEST BAPTIST COLLEGE	10	10	-	-	-	-	-	S C CLEMSON UNIV ALL CAMPUSES	52	2	-	-	-	-	
								S C COLLEGE OF CHARLESTON	2	-	-	-	-	-	

TABLE 4.---BACHELOR'S, MASTER'S, AND DOCTOR'S DEGREES CONFERRED IN INSTITUTIONS OF HIGHER EDUCATION, BY SEX OF STUDENT, FIELD OF STUDY, STATE OR OTHER AREA, AND INSTITUTION: AGGREGATE UNITED STATES, 1968-69 ---CONTINUED

FIELD OF STUDY, STATE OR OTHER AREA, AND INSTITUTION	BACHELOR'S DEGREES REQUIRING 4 OR 5 YEARS		MASTER'S DEGREES		DOCTOR'S DEGREES (PH.D., ED.D., ETC.)		BACHELOR'S DEGREES REQUIRING 4 OR 5 YEARS		MASTER'S DEGREES		DOCTOR'S DEGREES (PH.D., ED.D., ETC.)			
	1	2	3	4	5	6	7	1	2	3	4	5	6	7
	MEN	WOMEN	MEN	WOMEN	MEN	WOMEN	MEN	WOMEN	MEN	WOMEN	MEN	WOMEN	MEN	WOMEN
BIOLOGY, GENERAL														
CAL SCRIPPS COLLEGE	4	4	1	1	1	1	1	1	1	1	1	1	1	1
CAL COL OF THE HOLY NAMES	14	14	1	1	1	1	1	1	1	1	1	1	1	1
CAL COLLEGE OF NOTRE DAME	5	5	1	1	1	1	1	1	1	1	1	1	1	1
CAL DOMINICAN COL SAN RAFAEL	5	5	1	1	1	1	1	1	1	1	1	1	1	1
CAL IMMACULATE HEART COLLEGE	12	12	1	1	1	1	1	1	1	1	1	1	1	1
CAL LA VERNE COLLEGE	2	2	1	1	1	1	1	1	1	1	1	1	1	1
CAL LOMA LINDA U ALL CAMPUSES	17	17	2	2	2	2	2	2	2	2	2	2	2	2
CAL L A RAPT COL & THEOL SEM	1	1	1	1	1	1	1	1	1	1	1	1	1	1
CAL LOYOLA UNIV OF LOS ANG	37	37	1	1	1	1	1	1	1	1	1	1	1	1
CAL MARYMOUNT COLLEGE	1	1	1	1	1	1	1	1	1	1	1	1	1	1
CAL MILLS COLLEGE	4	4	1	1	1	1	1	1	1	1	1	1	1	1
CAL MOUNT ST MARYS COLLEGE	13	13	1	1	1	1	1	1	1	1	1	1	1	1
CAL OCCIDENTAL COLLEGE	21	21	1	1	1	1	1	1	1	1	1	1	1	1
CAL PACIFIC UNION COLLEGE	3	3	1	1	1	1	1	1	1	1	1	1	1	1
CAL PASADENA COLLEGE	6	6	1	1	1	1	1	1	1	1	1	1	1	1
CAL PEPPERDINE COLLEGE	10	10	1	1	1	1	1	1	1	1	1	1	1	1
CAL ST MARYS COL CALIFORNIA	10	10	1	1	1	1	1	1	1	1	1	1	1	1
CAL SAN FRANCISCO COL WOMEN	5	5	1	1	1	1	1	1	1	1	1	1	1	1
CAL STANFORD UNIVERSITY	73	23	8	8	2	2	2	2	2	2	2	2	2	2
CAL US INTERNATIONAL UNIV	4	4	1	1	1	1	1	1	1	1	1	1	1	1
CAL U OF CAL BERKELEY	47	26	10	10	1	1	1	1	1	1	1	1	1	1
CAL U OF CAL DAVIS	55	44	7	7	1	1	1	1	1	1	1	1	1	1
CAL U OF CAL IRVINE	84	42	3	3	1	1	1	1	1	1	1	1	1	1
CAL U OF CAL RIVERSIDE	8	19	3	3	2	2	2	2	2	2	2	2	2	2
CAL U OF CAL SAN DIEGO	24	13	10	10	1	1	1	1	1	1	1	1	1	1
CAL U OF CAL SANTA BARBARA	3	3	1	1	1	1	1	1	1	1	1	1	1	1
CAL U OF CAL SANTA CRUZ	13	9	1	1	1	1	1	1	1	1	1	1	1	1
CAL UNIVERSITY OF THE PACIFIC	12	2	1	1	1	1	1	1	1	1	1	1	1	1
CAL UNIVERSITY OF REDLANDS	23	2	1	1	1	1	1	1	1	1	1	1	1	1
CAL U SAN DIEGO COL FOR MEN	7	7	1	1	1	1	1	1	1	1	1	1	1	1
CAL U SAN DIEGO COL FOR WOMEN	4	4	1	1	1	1	1	1	1	1	1	1	1	1
CAL UNIV OF SAN FRANCISCO	36	13	4	4	1	1	1	1	1	1	1	1	1	1
CAL UNIVERSITY OF SANTA CLARA	17	7	1	1	1	1	1	1	1	1	1	1	1	1
CAL UNIV OF STERN CALIFORNIA	22	10	3	3	1	1	1	1	1	1	1	1	1	1
CAL WESTMONT COLLEGE	5	3	1	1	1	1	1	1	1	1	1	1	1	1
CAL WHITTIER COLLEGE	18	18	1	1	1	1	1	1	1	1	1	1	1	1
COLO ADAMS STATE COLLEGE	14	6	1	1	1	1	1	1	1	1	1	1	1	1
COLO COLORADO COLLEGE	12	4	1	1	1	1	1	1	1	1	1	1	1	1
COLO COLORADO STATE COLLEGE	26	4	10	10	2	2	2	2	2	2	2	2	2	2
COLO COLORADO STATE UNIVERSITY	80	31	3	3	1	1	1	1	1	1	1	1	1	1
COLO FORT LEWIS COLLEGE	18	8	1	1	1	1	1	1	1	1	1	1	1	1
COLO LORETTA HEIGHTS COLLEGE	5	5	1	1	1	1	1	1	1	1	1	1	1	1
COLO METROPOLITAN STATE COL	2	2	1	1	1	1	1	1	1	1	1	1	1	1
COLO REGIS COLLEGE	15	7	1	1	1	1	1	1	1	1	1	1	1	1
COLO SOUTHERN COLORADO ST COL	19	7	1	1	1	1	1	1	1	1	1	1	1	1
COLO TEMPLE BUELL COLLEGE	3	3	1	1	1	1	1	1	1	1	1	1	1	1
COLO UNIV COLO ALL CAMPUSES	2	2	1	1	1	1	1	1	1	1	1	1	1	1
COLO UNIVERSITY OF DENVER	1	4	1	1	1	1	1	1	1	1	1	1	1	1
COLO WSTRN STATE COL COLORADO	9	9	1	1	1	1	1	1	1	1	1	1	1	1
CONN ALBERTUS MAGNUS COLLEGE	5	5	1	1	1	1	1	1	1	1	1	1	1	1
CONN ANNAMOST COLLEGE	3	3	1	1	1	1	1	1	1	1	1	1	1	1
CONN CENTRAL CONN STATE COL	24	4	12	12	3	3	3	3	3	3	3	3	3	3
CONN EASTERN CONN STATE COL	2	2	1	1	1	1	1	1	1	1	1	1	1	1

TABLE 4.—BACHELOR'S, MASTER'S, AND DOCTOR'S DEGREES CONFERRED IN INSTITUTIONS OF HIGHER EDUCATION, BY SEX OF STUDENT, FIELD OF STUDY, STATE OR OTHER AREA, AND INSTITUTION: AGGREGATE UNITED STATES, 1968-69 —CONTINUED

FIELD OF STUDY, STATE OR OTHER AREA, AND INSTITUTION	BACHELOR'S DEGREES REQUIRING 4 OR 5 YEARS		MASTER'S DEGREES		DOCTOR'S DEGREES (PH.D., ED.D., ETC.)		BACHELOR'S DEGREES REQUIRING 4 OR 5 YEARS		MASTER'S DEGREES		DOCTOR'S DEGREES (PH.D., ED.D., ETC.)	
	2	3	4	5	6	7	2	3	4	5	6	7
	(CONTINUED)											
BIOLOGY, GENERAL												
GA MERCER UNIV ALL CAMPUSES	17	11	-	-	-	-	3	6	-	-	-	-
GA MOREHOUSE COLLEGE	13	-	-	-	-	-	6	1	-	-	-	-
GA MORRIS BROWN COLLEGE	4	5	-	-	-	-	1	1	-	-	-	-
GA NORTH GEORGIA COLLEGE	11	3	-	-	-	-	-	-	-	-	-	-
GA OGLETHORPE COLLEGE	3	3	-	-	-	-	-	-	-	-	-	-
GA PAINE COLLEGE	9	5	-	-	-	-	28	9	5	1	-	-
GA PIEDMONT COLLEGE	5	5	-	-	-	-	-	-	-	-	-	-
GA SAVANNAH STATE COLLEGE	10	12	-	-	-	-	-	-	-	-	-	-
GA SHORTER COLLEGE	4	10	-	-	-	-	-	-	-	-	-	-
GA SPELMAN COLLEGE	-	5	-	-	-	-	-	-	-	-	-	-
GA TIPT COLLEGE	-	7	-	-	-	-	-	-	-	-	-	-
GA VALDOSTA STATE COLLEGE	10	2	-	-	-	-	71	45	6	8	3	1
GA WESLEYAN COLLEGE	18	6	-	-	-	-	69	27	1	1	-	-
GA WEST GEORGIA COLLEGE	1	1	-	-	-	-	15	9	-	-	-	-
HAWAII CHAMBERLAIN COL OF HONOLULU	1	1	-	-	-	-	14	6	-	-	-	-
HAWAII CHURCH COLLEGE OF HAWAII	8	1	-	-	-	-	13	7	-	-	-	-
HAWAII UNIV HAWAII MAIN CAMPUS	17	8	-	-	-	-	37	20	37	12	-	-
IDA BOISE STATE COLLEGE	7	2	-	-	-	-	4	1	-	-	-	-
IDA COLLEGE OF IDAHO	2	5	-	-	-	-	12	5	-	-	-	-
IDA IDAHO STATE UNIVERSITY	3	1	-	-	-	-	13	8	-	-	-	-
IDA NORTHWEST NAZARENE COL	13	1	-	-	-	-	10	1	-	-	-	-
IDA UNIVERSITY OF IDAHO	10	5	-	-	-	-	7	3	-	-	-	-
ILL AUGUSTANA COLLEGE	6	9	-	-	-	-	19	3	-	-	-	-
ILL AURORA COLLEGE	9	7	-	-	-	-	3	5	-	-	-	-
ILL BARAT COL OF SACRED HEART	9	3	-	-	-	-	8	3	-	-	-	-
ILL BLACKBURN COLLEGE	6	3	-	-	-	-	37	12	-	-	-	-
ILL BRADLEY UNIVERSITY	9	7	-	-	-	-	4	1	-	-	-	-
ILL CHICAGO STATE COLLEGE	10	10	-	-	-	-	12	9	-	-	-	-
ILL COLLEGE OF ST FRANCIS	5	12	-	-	-	-	13	8	-	-	-	-
ILL DEPAUL UNIVERSITY	4	4	-	-	-	-	10	1	-	-	-	-
ILL ELMHURST COLLEGE	11	3	-	-	-	-	7	3	-	-	-	-
ILL EUREKA COLLEGE	4	-	-	-	-	-	19	3	-	-	-	-
ILL GREENVILLE COLLEGE	12	6	-	-	-	-	4	1	-	-	-	-
ILL ILLINOIS COLLEGE	10	2	-	-	-	-	12	5	-	-	-	-
ILL ILLINOIS INST OF TECH	8	2	-	-	-	-	3	3	-	-	-	-
ILL ILLINOIS STATE UNIVERSITY	25	16	-	-	-	-	37	4	19	3	-	-
ILL ILLINOIS STATE UNIVERSITY	11	3	-	-	-	-	49	49	4	9	1	1
ILL ILLINOIS WESLEYAN UNIV	6	3	-	-	-	-	14	3	-	-	-	-
ILL KNOX COLLEGE	19	8	-	-	-	-	7	9	-	-	-	-
ILL LAKE FOREST COLLEGE	7	7	-	-	-	-	4	2	-	-	-	-
ILL LEWIS COLLEGE	19	1	-	-	-	-	6	6	-	-	-	-
ILL LOVELLA UNIVERSITY	97	31	-	-	-	-	44	17	12	19	4	4
ILL MACMURRAY COLLEGE	11	2	-	-	-	-	2	2	-	-	-	-
ILL MCKENDREE COLLEGE	12	6	-	-	-	-	2	2	-	-	-	-
ILL MILLIKIN UNIVERSITY	10	6	-	-	-	-	1	3	1	1	-	-
ILL MONMOUTH COLLEGE	13	6	-	-	-	-	7	7	-	-	-	-
ILL MUNDWELIN COLLEGE	-	16	-	-	-	-	22	5	5	16	1	1
ILL NATL COL OF CHIROPRACTIC	12	5	-	-	-	-	17	31	7	1	-	-
ILL NORTH CENTRAL COLLEGE	6	6	-	-	-	-	26	3	-	-	-	-
ILL NORTHEASTERN ILL STATE COL	6	4	-	-	-	-	13	2	-	-	-	-
ILL NORTHERN ILLINOIS UNIV	89	31	-	-	-	-	10	3	-	-	-	-
ILL NORTH PARK COL G THEO SEM	7	4	-	-	-	-	8	8	-	-	-	-
ILL NORTHWESTERN UNIVERSITY	30	16	1	9	5	2	10	5	-	-	-	-
ILL OLLIVERT NAZARENE COLLEGE	9	4	-	-	-	-	13	13	-	-	-	-
ILL OLLIVERT NAZARENE COLLEGE	9	4	-	-	-	-	21	11	14	1	-	-

TABLE 4.---BACHELOR'S, MASTER'S, AND DOCTOR'S DEGREES CONFERRED IN INSTITUTIONS OF HIGHER EDUCATION, BY SEX OF STUDENT, FIELD OF STUDY, STATE OR OTHER AREA, AND INSTITUTION: AGGREGATE UNITED STATES, 1968-69 ---CONTINUED

FIELD OF STUDY, STATE OR OTHER AREA, AND INSTITUTION	BACHELOR'S DEGREES REQUIRING 4 OR 5 YEARS		MASTER'S DEGREES		DOCTOR'S DEGREES (PH.D., ED.D., ETC.)		BACHELOR'S DEGREES REQUIRING 4 OR 5 YEARS		MASTER'S DEGREES		DOCTOR'S DEGREES (PH.D., ED.D., ETC.)			
	1	2	3	4	5	6	7	1	2	3	4	5	6	7
	MEN	WOMEN	MEN	WOMEN	MEN	WOMEN	MEN	MEN	WOMEN	MEN	WOMEN	MEN	WOMEN	MEN
BIOLOGY, GENERAL														
IOWA GRACELAND COLLEGE	10	2	10	10	1	1	1	3.0	10	5	1	1	1	1
IOWA GRINNELL COLLEGE	17	10	17	10	1	1	1	16	9	2	1	1	1	1
IOWA IOWA WESLEYAN COLLEGE	8	5	8	5	1	1	1	3	3	1	1	1	1	1
IOWA IOWAS COLLEGE	14	10	14	10	1	1	1	3	3	1	1	1	1	1
IOWA LUTHER COLLEGE	19	10	19	10	1	1	1	3	3	1	1	1	1	1
IOWA MARYBREST COLLEGE	3	2	3	2	1	1	1	4	3	1	1	1	1	1
IOWA MIDDLETOWN COLLEGE	1	1	1	1	1	1	1	1	1	1	1	1	1	1
IOWA NORTHWESTERN COLLEGE	10	1	10	1	1	1	1	1	1	1	1	1	1	1
IOWA NORTHWESTERN COLLEGE	6	1	6	1	1	1	1	1	1	1	1	1	1	1
IOWA PARSONS COLLEGE	25	3	25	3	1	1	1	8	7	1	1	1	1	1
IOWA ST. ANNE COLLEGE	15	1	15	1	1	1	1	7	7	1	1	1	1	1
IOWA SIMPSON COLLEGE	7	1	7	1	1	1	1	9	7	1	1	1	1	1
IOWA UNIV. DUBOQUE MAIN CAMPUS	9	1	9	1	1	1	1	56	11	4	3	2	1	1
IOWA UNIV. OF NORTHERN IOWA	17	4	17	4	19	2	1	32	12	1	1	1	1	1
IOWA UPPER IOWA UNIVERSITY	16	1	16	1	1	1	1	11	7	1	1	1	1	1
IOWA WARTBURG COLLEGE	17	1	17	1	1	1	1	14	6	1	1	1	1	1
IOWA WESTMARK COLLEGE	5	7	5	7	1	1	1	9	1	1	1	1	1	1
IOWA WILLOW PINE COLLEGE	13	6	13	6	1	1	1	5	9	1	1	1	1	1
KANS BAKER UNIVERSITY	23	6	23	6	1	1	1	4	2	1	1	1	1	1
KANS BETHANY COLLEGE	2	1	2	1	1	1	1	1	1	1	1	1	1	1
KANS BETHEL COLLEGE	4	1	4	1	1	1	1	1	1	1	1	1	1	1
KANS COLLEGE OF EMPORIA	12	5	12	5	1	1	1	1	1	1	1	1	1	1
KANS FORT HAYS STATE COL	3	1	3	1	1	1	1	1	1	1	1	1	1	1
KANS FRIENDS UNIVERSITY	1	1	1	1	1	1	1	1	1	1	1	1	1	1
KANS KANS ST COL OF PITTSBURG	26	10	26	10	2	4	1	18	8	2	1	1	1	1
KANS KANS ST TCHRS COL EMPORIA	31	7	31	7	30	2	1	4	1	1	1	1	1	1
KANS KANSAS ST U AG E APP SCI	63	10	63	10	7	2	1	22	10	1	2	1	1	1
KANS KANSAS WESLEYAN UNIV	9	2	9	2	1	1	1	14	1	1	1	1	1	1
KANS MARYMOUNT COLLEGE	2	1	2	1	1	1	1	3	7	2	2	2	2	2
KANS MCPHERSON COLLEGE	5	3	5	3	1	1	1	62	16	7	7	4	3	3
KANS MOUNT ST SCHOLASTICA COL	1	7	1	7	1	1	1	1	3	5	1	1	1	1
KANS OTTAWA UNIVERSITY	24	7	24	7	1	1	1	15	7	1	1	1	1	1
KANS SACRED HEART COLLEGE	1	4	1	4	1	1	1	33	6	1	1	1	1	1
KANS ST BENEDICTS COLLEGE	16	1	16	1	1	1	1	6	5	1	1	1	1	1
KANS ST MARY COLLEGE	1	1	1	1	1	1	1	5	3	1	1	1	1	1
KANS ST MARY OF THE PLAINS COL	9	2	9	2	1	1	1	5	3	1	1	1	1	1
KANS SOUTHWESTERN COLLEGE	7	2	7	2	1	1	1	4	1	1	1	1	1	1
KANS STERLING COLLEGE	5	6	5	6	1	1	1	4	4	1	1	1	1	1
KANS TABOR COLLEGE	2	1	2	1	1	1	1	4	4	1	1	1	1	1
KANS WASHBURN UNIV OF TOPEKA	9	2	9	2	1	1	1	42	11	8	1	1	1	1
KANS WICHITA STATE UNIVERSITY	27	11	27	11	5	1	1	27	22	7	9	1	1	1
KY ASBURY COLLEGE	4	4	4	4	1	1	1	20	16	1	1	1	1	1
KY BELLARMIN-URSULIN ALL CAM	21	2	21	2	1	1	1	8	4	1	1	1	1	1
KY BEREA COLLEGE	14	4	14	4	1	1	1	5	4	1	1	1	1	1
KY BRESCIA COLLEGE	3	1	3	1	1	1	1	5	1	1	1	1	1	1
KY CAMPBELLVILLE COLLEGE	4	3	4	3	1	1	1	7	7	1	1	1	1	1
KY GATHERINE SPALDING COL	1	13	1	13	1	1	1	1	1	1	1	1	1	1
KY CENTRE COL OF KENTUCKY	11	9	11	9	1	1	1	5	1	1	1	1	1	1
KY CUMBERLAND COLLEGE	18	10	18	10	1	1	1	29	10	1	1	1	1	1
KY ESTN KENTUCKY UNIVERSITY	40	10	40	10	4	1	1	4	7	1	1	1	1	1
KY GEORGETOWN COLLEGE	12	8	12	8	1	1	1	3	2	1	1	1	1	1
KY KENTUCKY SOUTHERN COLLEGE	3	2	3	2	1	1	1	5	5	1	1	1	1	1
KY KENTUCKY STATE COLLEGE	3	2	3	2	1	1	1	11	15	1	1	1	1	1
KY KENTUCKY WESLEYAN COLLEGE	6	2	6	2	1	1	1	1	1	1	1	1	1	1

TABLE 4.--BACHELOR'S, MASTER'S, AND DOCTOR'S DEGREES CONFERRED IN INSTITUTIONS OF HIGHER EDUCATION, BY SEX OF STUDENT, FIELD OF STUDY, STATE OR OTHER AREA, AND INSTITUTION: AGGREGATE UNITED STATES, 1968-69 ---CONTINUED

Table with columns for BACHELOR'S DEGREES, MASTER'S DEGREES, DOCTOR'S DEGREES, FIELD OF STUDY, STATE OR OTHER AREA, AND INSTITUTION, and MEN/WOMEN counts for each degree level. Includes sub-sections for BIOLOGY, GENERAL and (CONTINUED).

TABLE 4.--BACHELOR'S, MASTER'S, AND DOCTOR'S DEGREES CONFERRED IN INSTITUTIONS OF HIGHER EDUCATION, BY SEX OF STUDENT, FIELD OF STUDY, STATE OR OTHER AREA, AND INSTITUTION: AGGREGATE UNITED STATES, 1968-69 --CONTINUED

FIELD OF STUDY, STATE OR OTHER AREA, AND INSTITUTION	BACHELOR'S DEGREES REQUIRING 4 OR 5 YEARS		MASTER'S DEGREES		DOCTOR'S DEGREES (PH.D., ED.D., ETC.)		BACHELOR'S DEGREES REQUIRING 4 OR 5 YEARS		MASTER'S DEGREES		DOCTOR'S DEGREES (PH.D., ED.D., ETC.)	
	2	3	4	5	6	7	2	3	4	5	6	7
	1	1	1	1	1	1	1	1	1	1	1	1
BIOLOGY, GENERAL												
MO CENTRAL METHODIST COLLEGE	6	5	-	-	-	-	-	-	-	-	-	-
MO CENTRAL MO ST COL ALL CAM	23	7	5	-	-	-	4	4	1	1	-	-
MO CULVER STOCKTON COLLEGE	7	2	-	-	-	-	8	7	-	-	-	-
MO DRURY COLLEGE	16	3	-	-	-	-	-	-	-	-	-	-
MO EVANGEL COLLEGE	6	1	-	-	-	-	46	2	-	-	-	-
MO FONTBONNE COLLEGE	-	4	-	-	-	-	11	5	-	-	-	-
MO LINCOLN UNIVERSITY	3	5	-	-	-	-	-	2	-	-	-	-
MO LINCOLN COLLEGE	-	7	-	-	-	-	-	12	-	-	-	-
MO MARYVILLE COL SAGRED HEART	11	2	-	-	-	-	19	3	-	-	-	-
MO MISSOURI SOUTHERN COLLEGE	11	2	-	-	-	-	17	16	-	-	-	-
MO MISSOURI VALLEY COLLEGE	5	1	-	-	-	-	5	6	-	-	-	-
MO NORTHEAST MISSOURI ST COL	21	4	-	-	-	-	-	-	-	-	-	-
MO NORTHWEST MISSOURI ST COL	16	5	1	-	-	-	11	2	-	-	-	-
MO NOTRE DAME COLLEGE	7	2	-	-	-	-	17	10	-	-	-	-
MO PARK COLLEGE	14	-	-	-	-	-	5	6	-	-	-	-
MO ROCKHURST COLLEGE	31	17	6	3	1	-	11	2	-	-	-	-
MO ST LOUIS U ALL CAMPUSES	9	2	-	-	-	-	-	-	-	-	-	-
MO SCHOOL OF THE OZARKS	39	11	1	-	-	-	132	21	-	-	-	-
MO SOUTHEAST MISSOURI ST COL	6	3	-	-	-	-	21	4	-	-	-	-
MO SOUTHWEST BAPTIST COLLEGE	19	9	-	-	-	-	66	12	-	-	-	-
MO SOUTHWEST MISSOURI ST COL	17	2	-	-	-	-	17	3	-	-	-	-
MO TARKIO COLLEGE	20	22	3	-	-	-	130	32	-	-	-	-
MO UNIVERSITY OF COLUMBIA	26	9	10	3	-	-	41	1	-	-	-	-
MO UNIV MISSOURI AT KANS CITY	21	9	-	-	-	-	33	2	-	-	-	-
MO UNIV MISSOURI AT ST LOUIS	65	17	1	2	3	-	12	7	-	-	-	-
MO WASHINGTON UNIVERSITY	21	-	-	-	-	-	1	-	-	-	-	-
MO WESTMINSTER COLLEGE	3	1	-	-	-	-	12	3	-	-	-	-
MO WILLIAM JEWELL COLLEGE	10	-	-	-	-	-	12	3	-	-	-	-
MONT CARROLL COLLEGE	8	3	-	-	-	-	12	4	-	-	-	-
MONT COLLEGE OF GREAT FALLS	12	5	-	-	-	-	12	4	-	-	-	-
MONT EASTERN MONTANA COLLEGE	6	7	-	-	-	-	23	10	-	-	-	-
MONT MONTANA STATE UNIVERSITY	2	1	-	-	-	-	3	2	-	-	-	-
MONT NORTHERN MONTANA COLLEGE	7	1	-	-	-	-	48	25	-	-	-	-
MONT ROCKY MOUNTAIN COLLEGE	4	1	22	1	-	-	4	1	-	-	-	-
MONT UNIVERSITY OF MONTANA	4	1	-	-	-	-	52	17	-	-	-	-
MONT WESTERN MONTANA COLLEGE	4	1	-	-	-	-	17	4	-	-	-	-
NEBR CHADRON STATE COLLEGE	18	1	1	-	-	-	1	3	-	-	-	-
NEBR COLLEGE OF ST MARY	-	1	-	-	-	-	19	3	-	-	-	-
NEBR CONCORDIA TEACHERS COL	13	6	-	-	-	-	132	32	-	-	-	-
NEBR CREIGHTON UNIVERSITY	53	6	4	1	-	-	74	34	-	-	-	-
NEBR DANA COLLEGE	3	2	-	-	-	-	-	-	-	-	-	-
NEBR DOANE COLLEGE	5	3	-	-	-	-	-	-	-	-	-	-
NEBR HASTINGS COLLEGE	4	3	-	-	-	-	-	-	-	-	-	-
NEBR HIRSH SCOTT COLLEGE	3	1	-	-	-	-	-	-	-	-	-	-
NEBR JOHN F KENNEDY COLLEGE	7	1	-	-	-	-	-	-	-	-	-	-
NEBR KEARNEY STATE COLLEGE	32	3	3	-	-	-	16	6	-	-	-	-
NEBR MOLAND LUTHERAN COLLEGE	6	1	-	-	-	-	-	-	-	-	-	-
NEBR NEBRASKA WESLEYAN UNIV	8	2	-	-	-	-	20	27	-	-	-	-
NEBR PERU STATE COLLEGE	9	2	-	-	-	-	27	22	-	-	-	-
NEBR UNION COLLEGE	8	3	-	-	-	-	68	25	-	-	-	-
NEBR UNIV NEBRASKA MAIN CAMPUS	4	1	-	-	-	-	16	6	-	-	-	-
NEBR UNIV NEBRASKA AT OMAHA	14	3	2	1	-	-	33	2	-	-	-	-
NEBR WAYNE STATE COLLEGE	10	4	-	-	-	-	-	-	-	-	-	-



TABLE 4.--BACHELOR'S, MASTER'S, AND DOCTOR'S DEGREES CONFERRED IN INSTITUTIONS OF HIGHER EDUCATION, BY SEX OF STUDENT, FIELD OF STUDY, STATE OR OTHER AREA, AND INSTITUTION: AGGREGATE UNITED STATES, 1968-69 --CONTINUED

FIELD OF STUDY, STATE OR OTHER AREA, AND INSTITUTION	BACHELOR'S DEGREES REQUIRING 4 OR 5 YEARS		MASTER'S DEGREES		DOCTOR'S DEGREES (PH.D., ED.D., ETC.)		BACHELOR'S DEGREES REQUIRING 4 OR 5 YEARS		MASTER'S DEGREES		DOCTOR'S DEGREES (PH.D., ED.D., ETC.)	
	2	3	4	5	6	7	2	3	4	5	6	7
	1	(CONTINUED)	1	(CONTINUED)	1	(CONTINUED)	1	(CONTINUED)	1	(CONTINUED)	1	(CONTINUED)
BIOLOGY, GENERAL												
N Y DOHLENG COLLEGE	10	1	-	-	-	-	-	17	5	2	1	-
N Y D YOUVILLE COLLEGE	9	-	-	-	-	-	-	31	25	5	-	-
N Y ELMIRA COLLEGE	19	21	6	7	4	3	-	22	2	2	-	
N Y FORDHAM UNIVERSITY	73	7	-	-	-	-	-	13	6	6	-	
N Y GOOD COUNSEL COLLEGE	-	-	-	-	-	-	-	35	3	-	-	
N Y HAMILTON COLLEGE	23	5	-	-	-	-	-	17	13	-	-	
N Y HARTWICK COLLEGE	18	7	-	-	-	-	-	-	-	-	-	
N Y HOBART & Wm SMITH COLLEGE	31	10	22	3	-	-	-	5	-	-	-	
N Y HOFSTRA UNIVERSITY	66	10	-	-	-	-	-	40	16	3	1	
N Y IONA COLLEGE	21	-	-	-	-	-	-	-	14	1	-	
N Y ITHACA COLLEGE	11	3	-	-	-	-	-	24	9	-	-	
N Y KEUKA COLLEGE	19	-	-	-	-	-	-	-	-	-	-	
N Y KINGS COLLEGE	8	7	-	-	-	-	-	-	-	-	-	
N Y LE MOYNE COLLEGE	21	4	-	-	-	-	-	-	-	-	-	
N Y LG IS U MERRIWEATHER CAM	41	4	28	17	-	-	-	14	10	-	-	
N Y LG IS U SOUTHAMPTON COL	11	4	-	-	-	-	-	15	16	13	4	
N Y LG IS U UNIV CENTER	53	14	10	-	-	-	-	12	1	-	-	
N Y MANHATTAN COLLEGE	58	-	-	-	-	-	-	4	-	-	-	
N Y MANHATTANVILLE COLLEGE	-	9	-	-	-	-	-	-	-	-	-	
N Y MARIST COLLEGE	26	-	-	-	-	-	-	-	-	-	-	
N Y MARYMOUNT COLLEGE	-	2	-	-	-	-	-	-	10	-	-	
N Y MARYMOUNT MANHATTAN COL	-	9	-	-	-	-	-	14	-	-	-	
N Y MERCY COLLEGE	-	13	-	-	-	-	-	9	-	-	-	
N Y MOUNT CATH COL ALL CAM	-	5	-	-	-	-	-	3	-	-	-	
N Y MOUNT ST MARY COLLEGE	-	4	-	-	-	-	-	17	13	5	-	
N Y NAZARETH COL OF ROCHESTER	-	11	-	-	-	-	-	-	-	-	-	
N Y NY INST TECH ALL CAMPUSES	7	-	-	-	-	-	-	3	6	-	-	
N Y NY YORK UNIVERSITY	76	36	42	27	17	4	-	12	6	-	-	
N Y NAGARA UNIV ALL CAMPUSES	18	3	6	2	-	-	-	2	3	-	-	
N Y NOTRE DAME COL STATEN IS	-	6	-	-	-	-	-	15	4	-	-	
N Y PACE COLLEGE MAIN CAMPUS	11	2	-	-	-	-	-	-	-	-	-	
N Y RENSSELAER POLY MAIN CAM	25	3	2	2	-	-	-	6	3	-	-	
N Y ROBERTS WESLEYAN COLLEGE	2	1	-	-	-	-	-	4	2	-	-	
N Y ROCHESTER INST TECHNOLOGY	4	2	-	-	-	-	-	6	7	-	-	
N Y ROSARY HILL COLLEGE	-	7	-	-	-	-	-	13	4	-	-	
N Y RUSSELL SAGE MAIN CAMPUS	2	12	-	-	-	-	-	-	8	-	-	
N Y ST BONAVENTURE UNIVERSITY	16	6	-	-	-	-	-	-	4	-	-	
N Y ST FRANCIS COLLEGE	17	1	-	-	-	-	-	29	12	-	-	
N Y ST JOHN FISHER COL INC	18	1	-	-	-	-	-	14	11	3	-	
N Y ST JOHNS UNIVERSITY	76	16	9	0	-	-	-	5	1	-	-	
N Y ST JOSEPHS COL FOR WOMEN	-	6	-	-	-	-	-	5	2	-	-	
N Y ST LAWRENCE UNIVERSITY	16	9	-	-	-	-	-	2	4	-	-	
N Y SIENA COLLEGE	18	-	-	-	-	-	-	3	5	-	-	
N Y SKIDMORE COL ALL CAMPUSES	27	16	6	4	-	-	-	2	3	-	-	
N Y SUNY STATE UNIV ALBANY	-	18	-	-	-	-	-	3	-	-	-	
N Y SUNY STATE UNIV BINGHAMTN	18	9	5	-	-	-	-	3	8	-	-	
N Y SUNY ST U BUFO MAIN CAM	35	11	4	2	6	1	-	7	2	-	-	
N Y SUNY ST U STONY BRK MAIN	53	20	1	1	-	-	-	1	16	9	-	
N Y SUNY COLLEGE ROCKPORT	17	5	-	-	-	-	-	11	13	-	-	
N Y SUNY COLLEGE BUFFALO	15	22	5	5	-	-	-	2	33	1	4	
N Y SUNY COLLEGE CORTLAND	20	9	7	1	-	-	-	54	10	1	-	
N Y SUNY COLLEGE FREDONIA	18	7	-	-	-	-	-	18	11	-	-	
N Y SUNY COLLEGE GENESEE	16	11	3	-	-	-	-	8	1	-	-	
N Y SUNY COLLEGE NEW PALTZ	14	7	9	3	-	-	-	4	5	-	-	
N Y SUNY COLLEGE STATE COLLEGE	9	3	-	-	-	-	-	9	3	-	-	
N Y JAMESTOWN COLLEGE	6	2	-	-	-	-	-	6	2	-	-	

TABLE 4.---BACHELOR'S, MASTER'S, AND DOCTOR'S DEGREES CONFERRED IN INSTITUTIONS OF HIGHER EDUCATION, BY SEX OF STUDENT, FIELD OF STUDY, STATE OR OTHER AREA, AND INSTITUTION: AGGREGATE UNITED STATES, 1963-69 --CONTINUED

FIELD OF STUDY, STATE OR OTHER AREA, AND INSTITUTION	BACHELOR'S DEGREES REQUIRING 4 OR 5 YEARS		MASTER'S DEGREES		DOCTOR'S DEGREES (PH.D., ED.D., ETC.)		BACHELOR'S DEGREES REQUIRING 4 OR 5 YEARS		MASTER'S DEGREES		DOCTOR'S DEGREES (PH.D., ED.D., ETC.)			
	1	2	3	4	5	6	7	1	2	3	4	5	6	7
	MEN	WOMEN	MEN	WOMEN	MEN	WOMEN	MEN	MEN	WOMEN	MEN	WOMEN	MEN	WOMEN	MEN
BIOLOGY, GENERAL														
PA GROVE CITY COLLEGE	27	7												
PA GMYNEED-MERCY COLLEGE	10	6												
PA HAVERFORD COLLEGE														
PA HOLY FAMILY COLLEGE														
PA IMMACULATA COLLEGE														
PA INDIANA U OF PA ALL CAM	45	19		7	1									
PA JUNIATA COLLEGE	25	7												
PA KINGS COLLEGE	30													
PA LAFAYETTE COLLEGE	30													
PA LA SALLE COLLEGE	8													
PA LEBANON VALLEY COLLEGE	22	10												
PA LEHIGH UNIVERSITY	27	3		4		3	1							
PA LINCOLN UNIVERSITY	12	3												
PA LYCOMING COLLEGE	27	24												
PA MARYWOOD COLLEGE														
PA MERCYHURST COLLEGE														
PA MESSIAH COLLEGE	8	2												
PA MORAVIAN COL MAIN CAMPUS	12	15												
PA MOUNT MERCY COLLEGE	5	12												
PA MUEHLBERG COLLEGE	2													
PA P M C COLLEGES	21													
PA BLOOMSBURG STATE COLLEGE	30	7		5	2									
PA CALIFORNIA STATE COLLEGE	3	6		3	1									
PA CHEYNEY STATE COLLEGE	2													
PA CLAYTON ST COL MAIN CAM	19	7		1	3									
PA EAST STROUBSBURG ST COL	14	7												
PA EDINBORO STATE COLLEGE	21	10												
PA KUZITOWN STATE COLLEGE	16	10		10										
PA LOCK HAVEN STATE COLLEGE	18	3												
PA MANSFIELD STATE COLLEGE	16	8		1	1									
PA MILLERSVILLE STATE COL	18	7		9	4									
PA SHIPPENSBURG STATE COL	17	12												
PA SLIPPERY ROCK STATE COL	24	5		7	6									
PA WEST CHESTER STATE COL	24	8		8	1									
PA PENN ST UNIV ALL CAMPUSES	8	6												
PA PHILA COL PHARMACY & SCI														
PA POINT PARK COLLEGE	11	2												
PA ROSEMONT COLLEGE														
PA ST FRANCIS COLLEGE	13	3												
PA ST JOSEPH COLLEGE	64													
PA ST VINCENT COLLEGE	24													
PA SETON HILL COLLEGE														
PA SUSQUEHANNA UNIVERSITY	10	5												
PA SWARTHMORE COLLEGE	1	7												
PA TEMPLE UNIVERSITY	96	23		4	8									
PA THIEL COLLEGE	13	7												
PA UNIV OF PENNSYLVANIA	67	14		7	10		2							
PA SUSQUEHANNA UNIVERSITY	97	24												
PA UNIVERSITY OF SCRANTON	22													
PA URISINUS COLLEGE	22	12												
PA VILLA MARIA COLLEGE		4												
PA VILLANOVA UNIVERSITY	37	3		15	14									
PA WASHINGTON JEFFERSON COL	11													

TABLE 4.--BACHELOR'S, MASTER'S, AND DOCTOR'S DEGREES CONFERRED IN INSTITUTIONS OF HIGHER EDUCATION, BY SEX OF STUDENT, FIELD OF STUDY, STATE OR OTHER AREA, AND INSTITUTION: AGGREGATE UNITED STATES, 1968-69 --CONTINUED

FIELD OF STUDY, STATE OR OTHER AREA, AND INSTITUTION	BACHELOR'S DEGREES REQUIRING 4 OR 5 YEARS		MASTER'S DEGREES		DOCTOR'S DEGREES (PH.D., ED.D., ETC.)		BACHELOR'S DEGREES REQUIRING 4 OR 5 YEARS		MASTER'S DEGREES		DOCTOR'S DEGREES (PH.D., ED.D., ETC.)	
	2	3	4	5	6	7	2	3	4	5	6	7
	1	1	1	1	1	1	1	1	1	1	1	1
BIOLOGY, GENERAL												
TEX SUL ROSS STATE COLLEGE							9	5	1			
TEX TEXAS A & I UNIVERSITY							17	6	9	3		
TEX PRATIE VIEW A & M COL							13	18	4			
TEX TARLTON STATE COLLEGE							19	3	7			
TEX TEXAS A & M UNIVERSITY							20	9	3	6		
TEX TEXAS CHRISTIAN UNIV							3	3				
TEX TEXAS COLLEGE							1	4				
TEX TEX LUTHERAN COLLEGE							6	9	2			
TEX TEXAS SOUTHERN UNIV							1	1				
TEX TEXAS TECHNOLOGICAL COL							8	1				
TEX TEXAS WESLEYAN COLLEGE							15	1				
TEX TEXAS WOMANS UNIVERSITY							22	13	4	8		
TEX TRINITY UNIVERSITY							4	3				
TEX UNIV OF CORPUS CHRISTI							4	3				
TEX UNIVERSITY OF DALLAS							49	27	12	3	1	
TEX UNIVERSITY OF HOUSTON							13	4				
TEX UNIVERSITY OF ST THOMAS							47	15				
TEX UNIV OF TEX AT ARLINGTON							15	33	2		1	
TEX UNIV TEXAS AT AUSTIN							42	23	2			
TEX UNIV OF TEXAS AT EL PASO							5	7				
TEX WYLAND BAPTIST COLLEGE							41	9	2			
TEX WEST TEXAS STATE UNIV							4	4				
TEX WILEY COLLEGE							55	1	2			
UTAH COLLEGE OF SOUTHERN UTAH							16	2				
UTAH UNIV OF UTAH							4	1				
UTAH ST UNIV MAIN CAMPUS							1	1				
UTAH WEBER STATE COLLEGE							6	2				
UTAH WESTMINSTER COLLEGE							1	1				
VT BENNINGTON COLLEGE							6	2				
VT CASTLETON STATE COLLEGE							1	1				
VT GODDARD COLLEGE							2	1				
VT JOHNSON STATE COLLEGE							2	4				
VT MARLBORO COLLEGE							1	3				
VT MIDDLEBURY COLLEGE							20	24	2			
VT NORTHERN UNIVERSITY							7	7				
VT ST MICHAELS COLLEGE							4	4				
VT TRINITY COLLEGE							14	5				
VT WINDHAM COLLEGE							28	27	4	1		
VA BRIDGEWATER COLLEGE							14	8				
VA COLLEGE OF HARBOR MAIN CAMPUS							24	6				
VA EASTERN Mennonite COLLEGE							17	9				
VA EMORY & HENRY COLLEGE							14	8				
VA HAMPTON SYDNEY COLLEGE							10	10				
VA HAMPTON INSTITUTE							3	16	5	2		
VA HOLLINS COLLEGE							11	4				
VA LONGWOOD COLLEGE							28	4		1		
VA LYNNCHBURG COLLEGE							5	16				
VA MADISON COLLEGE							11	4				
VA MARY BALDWIN COLLEGE							28	4				
VA OLD DOMINION COLLEGE							5	16				
VA RADFORD COLLEGE							5	1				
VA RANDOLPH MACON COLLEGE							5	1				
VA RANDOLPH MACON WOMANS COL							21	1				



TABLE 4.—BACHELOR'S, MASTER'S, AND DOCTOR'S DEGREES CONFERRED IN INSTITUTIONS OF HIGHER EDUCATION, BY SEX OF STUDENT, FIELD OF STUDY, STATE OR OTHER AREA, AND INSTITUTION: AGGREGATE UNITED STATES, 1968-69—CONTINUED

Table with columns for Field of Study, State or Other Area, and Institution; Bachelor's Degrees Requiring 4 or 5 Years (Men/Women); Master's Degrees (Men/Women); Doctor's Degrees (Men/Women); and Sector's Degrees (Ph.D., Ed.D., etc.) (Men/Women). Rows include institutions like Arizona State University, Northern Arizona Univ, etc., under the Zoology, General field.

TABLE 4.--BACHELOR'S, MASTER'S, AND DOCTOR'S DEGREES CONFERRED IN INSTITUTIONS OF HIGHER EDUCATION, BY SEX OF STUDENT, FIELD OF STUDY, STATE OR OTHER AREA, AND INSTITUTION: AGGREGATE UNITED STATES, 1968-69 --CONTINUED

FIELD OF STUDY, STATE OR OTHER AREA, AND INSTITUTION	BACHELOR'S DEGREES REQUIRING 4 OR 5 YEARS		MASTER'S DEGREES		DOCTOR'S DEGREES (PH.D., ED.D., ETC.)		FIELD OF STUDY, STATE OR OTHER AREA, AND INSTITUTION	BACHELOR'S DEGREES REQUIRING 4 OR 5 YEARS		MASTER'S DEGREES		DOCTOR'S DEGREES (PH.D., ED.D., ETC.)	
	2	3	4	5	6	7		2	3	4	5	6	7
	MEN	WOMEN	MEN	WOMEN	MEN	WOMEN		MEN	WOMEN	MEN	WOMEN	MEN	WOMEN
(CONTINUED)													
ZOOLOGY, GENERAL													
N C DUKE UNIVERSITY	26	17	3	4	4	4							
N C ST U RALEIGH MAIN CAMP	46	6	18	1	1	1							
N C UNIV OF NC AT CHAPEL HILL	33	13	5	4	1	1							
N D NORTH DAKOTA STATE UNIV	17	3	3	4	1	1							
N D UNIV N DAK MAIN CAMPUS	2	1	4	1	1	1							
OHIO KENT ST UNIV MAIN CAMPUS	16	4	4	4	4	4							
OHIO MIAMI UNIV ALL CAMPUSES	63	19	7	4	4	4							
OHIO UNIV ST UNIV ALL CAMPUSES	178	22	12	4	5	3							
OHIO UNIV ALL CAMPUSES	87	41	1	1	1	1							
OHIO UNIV HESLEVAN UNIVERSITY	7	6	1	1	1	1							
OHIO U CINCINNATI MAIN CAMPUS	40	3	3	3	3	1							
OKLA NORTHWESTERN STATE COL	5	3	6	4	1	1							
OKLA UNIV ST UNIV MAIN CAMPUS	39	7	6	4	8	4							
OKLA UNIV OKLA ALL CAMPUSES	37	7	10	4	1	1							
OKLA UNIVERSITY OF TULSA	9	1	1	1	1	1							
OREG OREGON STATE UNIVERSITY	25	11	8	3	6	6							
PA PENN ST UNIV ALL CAMPUSES	43	16	8	3	3	1							
PA SMYTHORE COLLEGE	7	6	2	2	2	2							
PA UNIV OF PENNSYLVANIA	7	6	2	2	2	2							
R I UNIV R I ALL CAMPUSES	23	8	4	4	4	4							
S C CLEMSON UNIV ALL CAMPUSES	1	1	5	4	4	4							
S D SOUTH DAKOTA STATE UNIV	9	1	1	1	1	1							
S D UNIVERSITY SOUTH DAKOTA	29	6	15	1	1	1							
TENN MEMPHIS STATE UNIVERSITY	58	14	3	3	3	3							
TENN TENN AG & INDUS ST UNIV	7	4	4	1	1	1							
TENN UNIV OF TENN ALL CAMPUSES	79	22	6	3	5	2							
TEX EAST TEXAS STATE UNIV	3	1	1	1	1	1							
TEX STEPHEN F AUSTIN ST COL	6	6	6	6	6	6							
TEX TEXAS A & M UNIVERSITY	52	5	5	3	3	3							
TEX TEXAS TECHNOLOGICAL COL	26	17	11	3	3	3							
TEX TEXAS WOMANS UNIVERSITY	1	1	1	1	1	1							
UTAH UNIV TEXAS AT AUSTIN	157	41	14	8	13	5							
UTAH BRIGHAM YOUNG UNIVERSITY	198	12	14	14	14	14							
UTAH COLLEGE OF SOUTHERN UTAH	5	5	1	1	1	1							
UTAH UNIV OF UTAH	9	2	14	1	4	4							
UTAH UNIV ST UNIV MAIN CAMPUS	8	2	2	2	2	2							
UTAH WEBER STATE COLLEGE	29	5	1	1	1	1							
VT UNIV OF VT & ST AGRIC COL	50	13	1	2	3	1							
VA COL WR & MARY MAIN CAMPUS	1	1	1	1	1	1							
VA VIRGINIA POLY INSTITUTE	1	1	1	1	1	1							
WASH CENTRAL WASHINGTON ST COL	12	2	2	2	2	2							
WASH SEATTLE PACIFIC COLLEGE	4	4	4	4	4	4							
WASH UNIVERSITY OF WASHINGTON	57	32	7	3	4	1							
WASH WASHINGTON STATE UNIV	5	5	2	2	2	2							
W VA MARSHALL UNIV ALL CAMPUSES	18	7	7	6	6	6							
W VA WEST VIRGINIA STATE COL	2	2	2	2	2	2							
W VA W VA UNIV ALL CAMPUSES	6	5	9	9	9	9							
WIS MARQUETTE U ALL CAMPUSES	1	1	1	1	1	1							
WIS U OF WIS MADISON	95	32	7	3	6	2							
WIS U OF WIS MILWAUKEE	25	7	6	6	6	6							
WYO UNIVERSITY OF WYOMING	21	1	7	1	1	1							
P R U PUERTO RICO ALL CPUSSES	12	11	7	1	1	1							
P R U PUERTO RICO ALL CAMPUSES	10	3	73	17	105	26							
ANATOMY, HISTOLOGY													
ALA UNIV OF ALA BIRMINGHAM													
CAL STANFORD UNIVERSITY													
CAL U OF CAL BERKELEY													
CAL U OF CAL DAVIS													
CAL U OF CAL LOS ANGELES													
CAL UNIV OF STERN CALIFORNIA													
COLORADO STATE UNIVERSITY													
COLORADO STATE UNIV ALL CAMPUSES													
CONN UNIV ALL CAMPUSES													
D C GEORGETOWN UNIVERSITY													
D C GEORGE WASHINGTON UNIV													
FLA UNIVERSITY OF FLORIDA													
GA MEDICAL COL OF GEORGT A													
ILL LOYOLA UNIVERSITY													
ILL NORTHWESTERN UNIVERSITY													
ILL UNIVERSITY OF CHICAGO													
ILL UNIV ILL MED CTR CHICAGO													
IND INDIANA UNIV ALL CAMPUSES													
IOWA IOWA ST U OF SCI & TECH													
IOWA UNIVERSITY OF IOWA													
KANS UNIVERSITY OF KANSAS													
KY UNIVERSITY OF LOUISVILLE													
LA ST U MED CTR N DRLEANS													
LA TOLANE UNIV OF LOUISIANA													
MD UNIV MD MAIN CAMPUS													
MASS HARVARD UNIVERSITY													
MICH MICH ST UNIV ALL CAMPUSES													
MICH UNIVERSITY OF MICHIGAN													
MICH WAYNE STATE UNIVERSITY													
MINN U OF MINN Mpls ST PAUL													
MISS UNIV MISS MEDICAL CTR													
MO ST LOUIS U ALL CAMPUSES													
NEBR CREIGHTON UNIVERSITY													
NEBR UNIV NEBRASKA MAIN CAMPUS													
N J FAIRLIGH DICKSON U ALL CAMP													
N J NJ COL OF MED & DENTISTRY													
N Y COLUMBIA UNIV MAIN DIV													
N Y NEW YORC MEDICAL COLLEGE													
N Y SUNY HEALTH SCI CTR BUFLO													
N Y SUNY DOWNSTATE MED CTR													
N Y SUNY UPSTATE MED CTR													
N Y UNIVERSITY OF ROCHESTER													
N C DUKE UNIVERSITY													
N D UNIV N DAK MAIN CAMPUS													
OHIO CASE WESTERN RESERVE UNIV													
OHIO OHIO ST UNIV ALL CAMPUSES													
OHIO U CINCINNATI MAIN CAMPUS													
OKLA UNIV OKLA ALL CAMPUSES													
OREG UNIV DREG MEDICAL SCHOOL													
PA BRYN MAWR COLLEGE													
PA JEFFERSON MED COL PHILA													
PA TEMPLE UNIVERSITY													
PA UNIV OF PENNSYLVANIA													
PA UNIV PITTSRG ALL CAMPUSES													

1977

TABLE 4.--BACHELOR'S, MASTER'S, AND DOCTOR'S DEGREES CONFERRED IN
INSTITUTIONS OF HIGHER EDUCATION BY SEX OF STUDENT, FIELD
OF STUDY, STATE OR OTHER AREA, AND INSTITUTION: AGGREGATE
UNITED STATES, 1968-69 --CONTINUED

FIELD OF STUDY, STATE OR OTHER AREA, AND INSTITUTION	BACHELOR'S DEGREES REQUIRING 4 OR 5 YEARS		MASTER'S DEGREES		DOCTOR'S DEGREES (PH.D., ED.D., ETC.)		BACHELOR'S DEGREES REQUIRING 4 OR 5 YEARS		MASTER'S DEGREES		DOCTOR'S DEGREES (PH.D., ED.D., ETC.)	
	2	3	4	5	6	7	2	3	4	5	6	7
	1	1	1	1	1	1	1	1	1	1	1	1
(CONTINUED)												
ANATOMY, HISTOLOGY												
PA WOMANS MED COL OF PA				1								
TENN UNIV OF TENN ALL CAMPUSES					3							
TENN VANDERBILT UNIVERSITY						1						
TEX BAYLOR UNIV MAIN CAMPUS												
TEX BAYLOR UNIV COL DENTISTRY			1									
TEX BAYLOR UNIV MEDICAL COL			2									
TEX UNIV TEX MED SCH DALLAS			3			1						
TEX UNIV TEX MED BR GALVESTON			2									
UTAH UNIV OF UTAH					3							
VA UNIV VIRGINIA MAIN CAMPUS			4		2							
VA VA COMMONWLTN UNIV ALL CAM						2						
WASH UNIVERSITY OF WASHINGTON						1						
WIS U OF WIS MADISON						2						
BACTERIOLOGY, ETC. 1/	717	640	269	162	258	73						
ALA AUBURN UNIV	2	24	3		1	1						
ALA UNIV ALABAMA MAIN CAMPUS	5	3										
ARIZ ARIZONA STATE UNIVERSITY	2	19	6	1	5							
ARIZ UNIVERSITY OF ARIZONA	2	4	2	2	1							
ARK UNIV ARK MAIN CAMPUS												
ARK UNIV ARK MEDICAL CTR	39	19	7	3								
CAL CALIF STATE COL LONG BCH	7	5	3									
CAL CALIF STATE COL LOS ANGLS	9	4										
CAL CALIF STATE COL POMONA	4											
CAL CALIF STATE COL COLLEGE	4	17										
CAL FRESNO ST COL MAIN CAMPUS	17	15										
CAL SAN DIEGO ST COL MAIN CAM	4	3	3									
CAL SAN JOSE STATE COLLEGE			4	1	1							
CAL LOMA LINDA U ALL CAMPUSES			2	1	2	2						
CAL STANFORD UNIVERSITY												
CAL U OF CAL BERKELEY	7	19	3	3	3	2						
CAL U OF CAL DAVIS	4	12	1	2	4	1						
CAL U OF CAL LOS ANGELES	41	18		1	6							
CAL U OF CAL RIVERSIDE	7	8		3								
CAL U OF CAL SAN FRANCISCO												
CAL UNIV OF STHRIN CALIFORNIA												
CAL UNIV OF STHRIN CALIFORNIA	13	9	4	1	3	1						
COLORADO STATE UNIVERSITY												
COLORADO STATE UNIV ALL CAMPUSES												
COLORADO STATE UNIV DENVER												
CONN UNIV CONN ALL CAMPUSES	10	12	6	1	1							
CONN YALE UNIVERSITY			3		2	1						
D C GEORGETOWN UNIVERSITY			3	2	1	1						
D C GEORGE WASHINGTON UNIV			3	2	1	1						
D C HOWARD UNIVERSITY	4	3										
FLA FLORIDA STATE UNIVERSITY		6										
FLA UNIVERSITY OF FLORIDA	1	2		3	1							
FLA UNIV OF SOUTH FLORIDA	6	1										
FLA UNIVERSITY OF MIAMI					2							
GA EMORY UNIV ALL CAMPUSES												
GA MEDICAL COL OF GEORGIA			1									
GA UNIVERSITY OF GEORGIA	23	8	4	2	4							
HAWAII UNIV HAWAII MAIN CAMPUS	6	1	7	1	2							
IDA IDAHO STATE UNIVERSITY	1	1	1									
IDA UNIVERSITY OF IDAHO	2	14	2									

1/ INCLUDES BACTERIOLOGY, VIROLOGY, MYCOLOGY, PARASITOLOGY, AND MICROBIOLOGY.

TABLE 4.—BACHELOR'S, MASTER'S, AND DOCTOR'S DEGREES CONFERRED IN INSTITUTIONS OF HIGHER EDUCATION, BY SEX OF STUDENT, FIELD OF STUDY, STATE OR OTHER AREA, AND INSTITUTION: AGGREGATE UNITED STATES, 1968-69 --CONTINUED

FIELD OF STUDY, STATE OR OTHER AREA, AND INSTITUTION	BACHELOR'S DEGREES REQUIRING 4 OR 5 YEARS		MASTER'S DEGREES		DOCTOR'S DEGREES (PH.D., ED.D., ETC.)		BACHELOR'S DEGREES REQUIRING 4 OR 5 YEARS		MASTER'S DEGREES		DOCTOR'S DEGREES (PH.D., ED.D., ETC.)	
	Men	Women	Men	Women	Men	Women	Men	Women	Men	Women	Men	Women
	(CONTINUED)	(CONTINUED)	(CONTINUED)	(CONTINUED)	(CONTINUED)	(CONTINUED)	(CONTINUED)	(CONTINUED)	(CONTINUED)	(CONTINUED)	(CONTINUED)	(CONTINUED)
1	2	3	4	5	6	7	2	3	4	5	6	7
(CONTINUED)												
BACTERIOLOGY, ETC												
N Y SUNY UPSTATE MED CTR	-	-	1	-	-	1	-	-	-	-	-	-
N Y SYRACUSE U MAIN CAMPUS	8	7	2	3	6	-	23	29	4	4	1	2
N Y ALBANY MEDICAL COLLEGE	-	-	-	3	-	-	-	-	3	3	2	6
N Y UNIVERSITY OF ROCHESTER	-	-	3	-	-	-	-	-	1	1	-	-
N C DUKE UNIVERSITY	1	11	1	2	2	-	7	15	3	8	6	1
N C ST U RALEIGH MAIN CAMP	-	-	1	1	2	2	6	3	-	2	2	-
N C UNIV OF NC AT CHAPEL HILL	3	1	1	1	3	2	-	-	-	1	-	-
N C WAKE FOREST UNIVERSITY	-	-	1	3	1	-	261	86	179	90	387	84
N D NORTH DAKOTA STATE UNIV	2	3	2	1	-	-	2	1	1	1	2	-
N D UNIV N DAK MAIN CAMPUS	-	-	1	-	-	-	-	-	1	-	-	-
OHIO MIAMI UNIV ALL CAMPUSES	3	5	5	1	2	-	-	-	2	2	1	-
OHIO OHIO ST UNIV ALL CAMPUSES	66	15	14	8	7	2	-	-	-	1	1	-
OHIO OHIO UNIV ALL CAMPUSES	-	-	2	1	-	-	-	-	1	1	1	-
OHIO OHIO WESLEYAN UNIVERSITY	3	5	1	-	-	-	-	-	-	-	3	-
OHIO U CINCINNATI MAIN CAMPUS	6	1	1	-	-	-	7	2	-	-	-	-
OKLA OKLA ST UNIV MAIN CAMPUS	3	7	1	-	1	-	10	3	-	-	1	-
OKLA UNIV OKLA ALL CAMPUSES	4	4	2	2	6	1	-	-	-	-	1	-
OREG OREGON STATE UNIVERSITY	14	7	4	3	3	-	-	-	1	1	1	-
OREG UNIV OREG MEDICAL SCHOOL	-	-	2	2	1	-	-	-	-	-	-	-
PA BRYN MAWR COLLEGE	-	-	-	2	1	-	30	11	4	4	3	2
PA HAHNEMANN MED COL & HOSP	-	-	-	-	1	-	6	1	3	3	14	1
PA JEFFERSON MED COL PHILA	-	-	-	-	3	-	-	-	-	-	10	2
PA PENN ST UNIV ALL CAMPUSES	21	7	2	5	6	-	-	-	1	1	4	2
PA PHILA COL PHARMACY & SCI	4	2	-	1	-	-	-	-	-	-	1	-
PA TEMPLE UNIVERSITY	-	-	-	1	2	-	-	-	2	2	1	-
PA UNIV OF PENNSYLVANIA	-	-	1	1	1	-	2	-	3	3	1	-
PA UNIV PITTSBG ALL CAMPUSES	7	3	-	1	-	-	-	-	2	2	1	4
RI UNIV R I ALL CAMPUSES	2	5	2	-	-	-	-	-	1	2	2	-
S C MEDICAL COLLEGE OF S C	-	-	1	-	-	-	-	-	-	-	1	-
S D SOUTH DAKOTA STATE UNIV	9	4	4	1	-	-	-	-	5	5	2	2
S D UNIVERSITY SOUTH DAKOTA	-	-	-	-	1	-	2	-	-	-	2	-
TENN E TENN ST U ALL CAMPUSES	5	1	-	-	-	-	-	-	-	-	4	-
TENN MEMPHIS STATE UNIVERSITY	3	1	2	-	-	-	-	-	4	4	1	-
TENN UNIV OF TENN ALL CAMPUSES	8	4	6	1	-	-	-	-	1	1	1	-
TENN VANDERBILT UNIVERSITY	-	-	-	2	2	-	-	-	1	2	-	-
TEX BAYLOR UNIV MAIN CAMPUS	-	-	1	1	1	-	-	-	5	5	2	2
TEX BAYLOR UNIV COL DENTISTRY	-	-	-	1	1	-	-	-	-	-	2	-
TEX BAYLOR UNIV MEDICAL COL	-	-	-	2	-	-	-	-	-	-	4	-
TEX TEXAS A & M UNIVERSITY	5	-	-	-	-	2	-	-	-	-	1	-
TEX TEXAS TECH UNIV	12	6	3	1	1	-	-	-	1	1	3	2
TEX UNIV TEXAS AT AUSTIN	18	28	1	3	3	-	-	-	3	3	1	1
TEX UNIV TEX MED SCH DALLAS	-	-	3	2	2	-	9	-	-	-	3	-
UTAH UNIV TEX MED BR GALVESTON	-	-	1	1	1	-	7	3	2	2	10	-
UTAH BRIGHAM YOUNG UNIVERSITY	16	18	5	1	1	-	7	3	1	1	7	-
UTAH UNIV OF UTAH	7	2	1	2	4	-	3	1	1	1	4	2
UTAH UNIV ST UNIV MAIN CAMPUS	2	-	5	-	-	-	5	1	6	1	14	2
UTAH WEBER STATE COLLEGE	6	1	-	-	-	-	2	-	-	-	-	-
VA UNIV VIRGINIA MAIN CAMPUS	-	-	1	1	1	-	2	2	2	4	12	1
VA VIRGINIA POLY INSTITUTE	-	-	1	1	-	-	1	2	3	3	4	3
VA STATE COL MAIN CAMPUS	1	2	1	1	-	-	1	1	1	1	6	1
WASH SEATTLE PACIFIC COLLEGE	1	1	1	1	-	-	11	3	1	1	12	1
WASH UNIVERSITY OF WASHINGTON	11	16	2	2	7	-	-	-	-	-	1	-

70



TABLE 4.--BACHELOR'S, MASTER'S, AND DOCTOR'S DEGREES CONFERRED IN INSTITUTIONS OF HIGHER EDUCATION, BY SEX OF STUDENT, FIELD OF STUDY, STATE OR OTHER AREA, AND INSTITUTION: AGGREGATE UNITED STATES: 1968-69 --CONTINUED

Table with columns for Field of Study, State or Other Area, and Institution; Bachelor's Degrees Requiring 4 or 5 Years; Master's Degrees; Doctor's Degrees (Ph.D., Ed.D., etc.); and Doctor's Degrees (Ph.D., Ed.D., etc.). Rows are categorized by field of study: Biochemistry and Biophysics. Each row lists the institution and the number of degrees conferred by sex (Men and Women).

TABLE 4.--BACHELOR'S, MASTER'S, AND DOCTOR'S DEGREES CONFERRED IN INSTITUTIONS OF HIGHER EDUCATION, BY SEX OF STUDENT, FIELD OF STUDY, STATE OR OTHER AREA, AND INSTITUTION: AGGREGATE UNITED STATES, 1968-69 --CONTINUED

FIELD OF STUDY, STATE OR OTHER AREA, AND INSTITUTION	BACHELOR'S DEGREES REQUIRING 4 OR 5 YEARS		MASTER'S DEGREES		DOCTOR'S DEGREES (PH.D., ED.D., ETC.)		BACHELOR'S DEGREES REQUIRING 4 OR 5 YEARS		MASTER'S DEGREES		DOCTOR'S DEGREES (PH.D., ED.D., ETC.)			
	1	2	3	4	5	6	7	1	2	3	4	5	6	7
	MEN	WOMEN	MEN	WOMEN	MEN	WOMEN	MEN	MEN	WOMEN	MEN	WOMEN	MEN	WOMEN	MEN
BIOPHYSICS														
MICH MICH ST UNIV ALL CAMPUSES	-	-	-	2	-	-	-	-	-	10	6	-	-	-
MICH UNIVERSITY OF MICHIGAN	2	1	-	-	-	2	-	10	11	5	-	-	-	
MINN U OF MINN MPLS ST PAUL	-	-	-	2	-	3	-	8	2	1	4	1	-	
N Y COLUMBIA UNIV MAIN DIV	1	-	-	-	-	2	-	3	5	2	-	-	-	
N Y ROCKEFELLER UNIVERSITY	-	-	-	-	-	1	-	-	4	-	-	-	-	
N Y SUNY DOWNSTATE MED CTR	-	-	-	-	-	1	-	-	2	-	-	-	-	
N Y SYRACUSE UNIV MAIN CAMPUS	-	-	-	-	-	1	-	-	5	9	2	-	-	
N Y UNIVERSITY OF ROCHESTER	-	-	-	1	-	3	-	2	1	10	3	-	-	
OREG OREGON STATE UNIVERSITY	-	-	-	-	-	1	-	-	4	-	-	-	-	
PA PENN ST UNIV ALL CAMPUSES	6	1	2	4	2	6	2	-	1	1	1	6	-	
PA UNIV OF PENNSYLVANIA	1	-	-	-	-	1	-	-	5	-	-	-	-	
PA UNIV PITTSBG ALL CAMPUSES	-	-	-	-	-	2	-	-	8	-	-	-	-	
R I UNIV R I ALL CAMPUSES	-	-	-	1	-	-	-	-	2	1	5	-	-	
TEX TEXAS A & M UNIVERSITY	-	-	-	1	-	-	-	-	1	1	1	6	-	
TEX UNIVERSITY OF HOUSTON	1	1	1	1	1	1	2	4	4	2	4	4	-	
TEX UNIV TEX MED SCH DALLAS	-	-	-	-	-	2	1	2	2	11	5	-	-	
UTAH UNIV OF UTAH	-	-	-	-	-	1	-	-	2	2	2	2	1	
VA UNIV VIRGINIA MAIN CAMPUS	-	-	-	-	-	1	-	4	1	1	14	3	-	
VA VA COMMONWLT UNIV ALL CAM	-	-	-	1	-	4	1	-	3	8	1	-	-	
WASH UNIVERSITY OF WASHINGTON	2	-	-	-	-	-	-	-	1	-	2	-	-	
WASH WALLA WALLA COLLEGE	-	-	-	-	-	-	-	-	4	-	4	-	-	
W VA W VA UNIV ALL CAMPUSES	-	-	-	-	-	1	-	-	5	-	5	-	-	
CYTOLOGY														
CAL U OF CAL SANTA BARBARA	8	3	-	-	-	4	-	-	-	-	2	-	-	
CONN UNIV CONN ALL CAMPUSES	8	2	-	-	-	-	-	-	4	-	4	-	-	
MD JOHNS HOPKINS U ALL CAM	-	-	-	-	-	1	-	-	3	-	3	-	-	
S C MEDICAL COLLEGE OF S C	-	-	-	2	1	9	-	-	2	-	2	-	-	
N C N C ST U RALEIGH MAIN CAM	-	-	-	-	-	1	-	-	4	-	4	-	-	
ECOLOGY	14	7	2	2	1	17	-	-	1	6	1	12	-	
CAL U OF CAL SANTA BARBARA	14	7	-	-	-	-	-	-	6	1	9	-	-	
GA UNIVERSITY OF GEORGIA	-	-	-	-	-	1	-	-	3	-	4	-	-	
IND INDIANA UNIV ALL CAMPUSES	-	-	-	-	-	1	-	-	2	-	2	-	-	
N Y CORNELL UNIV ALL CAMPUSES	-	-	-	2	1	9	-	-	2	-	7	-	-	
N C N C ST U RALEIGH MAIN CAM	-	-	-	-	-	1	-	-	4	-	4	-	-	
N D UNIV N DAK MAIN CAMPUS	-	-	-	-	-	1	-	-	2	-	2	-	-	
UTAH UNIV ST UNIV MAIN CAMPUS	-	-	-	-	-	4	-	-	8	-	8	-	-	
UTAH UNIV ST UNIV MAIN CAMPUS	-	-	-	-	-	1	-	-	6	-	6	-	-	
EMBRYOLOGY														
IND INDIANA UNIV ALL CAMPUSES	-	-	-	-	-	7	-	-	-	-	3	-	-	
MD JOHNS HOPKINS U ALL CAM	-	-	-	-	-	7	-	-	2	-	2	-	-	
ENTOMOLOGY	148	14	243	17	172	172	8	-	-	-	13	8	-	
ALA AUBURN UNIV	3	1	7	1	2	2	-	-	3	-	3	-	-	
ARIZ ARIZONA STATE UNIVERSITY	1	-	-	-	-	1	-	-	2	-	2	-	-	
ARIZ UNIVERSITY OF ARIZONA	4	-	5	1	1	1	-	-	3	-	7	-	3	
ARK UNIV ARK MAIN CAMPUS	3	-	10	-	-	-	-	-	2	-	2	-	-	
CAL SAN JOSE STATE COLLEGE	5	-	-	-	-	-	-	-	1	1	1	-	-	
CAL U OF CAL BERKELEY	2	1	3	1	10	10	-	-	8	1	5	26	88	
CAL U OF CAL DAVIS	9	1	14	2	7	7	-	-	2	-	7	-	14	
CAL U OF CAL RIVERSIDE	1	-	2	-	-	-	-	-	1	-	1	-	-	
COLO COLORADO STATE UNIVERSITY	5	-	8	1	11	11	-	-	3	1	3	3	10	
CONN UNIV CONN ALL CAMPUSES	-	-	2	1	1	1	-	-	-	-	-	-	-	
CONN UNIV CONN ALL CAMPUSES	-	-	-	-	-	-	-	-	-	-	-	-	-	
GENETICS														
ARIZ UNIVERSITY OF ARIZONA	-	-	-	-	-	5	2	-	-	-	5	2	1	
CAL CALIFORNIA INST OF TECH	-	-	-	-	-	-	-	-	-	-	-	-	-	
CAL STANFORD UNIVERSITY	-	-	-	-	-	-	-	-	-	-	-	-	-	
CAL U OF CAL BERKELEY	6	5	6	3	11	11	-	-	3	1	3	3	10	
CAL U OF CAL DAVIS	3	1	3	1	3	3	-	-	3	1	3	3	10	
CAL U OF CAL RIVERSIDE	-	-	-	-	-	-	-	-	-	-	-	-	-	
CONN UNIV CONN ALL CAMPUSES	-	-	-	-	-	-	-	-	-	-	-	-	-	



TABLE 4.--BACHELOR'S, MASTER'S, AND DOCTOR'S DEGREES CONFERRED IN INSTITUTIONS OF HIGHER EDUCATION, BY SEX OF STUDENT, FIELD OF STUDY, STATE OR OTHER AREA, AND INSTITUTION: AGGREGATE UNITED STATES, 1968-69 --CONTINUED

FIELD OF STUDY, STATE OR OTHER AREA, AND INSTITUTION	BACHELOR'S DEGREES REQUIRING 4 OR 5 YEARS		MASTER'S DEGREES		DOCTOR'S DEGREES (PH.D., ED.D., ETC.)		BACHELOR'S DEGREES REQUIRING 4 OR 5 YEARS		MASTER'S DEGREES		DOCTOR'S DEGREES (PH.D., ED.D., ETC.)	
	2	3	4	5	6	7	2	3	4	5	6	7
	MEN	WOMEN	MEN	WOMEN	MEN	WOMEN	MEN	WOMEN	MEN	WOMEN	MEN	WOMEN
GENETICS												
1												
HAWAII UNIV HAWAII MAIN CAMPUS												
IND INDIANA UNIV ALL CAMPUSES												
IOWA IOWA ST U OF SCI & TECH												
KANS KANSAS ST U AG & APP SCI												
MD JOHN HOPKINS U ALL CAMP												
MICH UNIV OF MICHIGAN												
MINN U OF MINN MPLS ST PAUL												
MISS MISSISSIPPI STATE UNIV												
MO UNIV MISSOURI AT COLUMBIA												
MONT MONTANA STATE UNIVERSITY												
N H UNIV OF NEW HAMPSHIRE												
N Y CORNELL UNIV ALL CAMPUSES												
N Y ROCKEFELLER UNIVERSITY												
N C N C ST U RALEIGH MAIN CAMP												
OKLA OKLA ST UNIV MAIN CAMPUS												
OREG OREGON STATE UNIVERSITY												
PA HAHNEMANN MED COL & HOSP												
PA PENN ST UNIV ALL CAMPUSES												
TEX TEXAS A & M UNIVERSITY												
TEX UNIV TEX MED BR GALVESTON												
UTAH UNIV OF UTAH												
WASH WASHINGTON STATE UNIV												
W VA W VA UNIV ALL CAMPUSES												
WIS U OF WIS MADISON												
MOLFCULAR BIOLOGY												
CAL U OF CAL BERKELEY												
CAL U OF CAL SANTA BARBARA												
CONN YALE UNIVERSITY												
MASS WELLESLEY COLLEGE												
MO WASHINGTON UNIVERSITY												
N H DARTMOUTH COLLEGE												
N Y YESHIVA UNIVERSITY												
PA UNIV OF PENNSYLVANIA												
TENN E TENN ST U ALL CAMPUSES												
TENN VANDERBILT UNIVERSITY												
TEX TEXAS WOMANS UNIVERSITY												
UTAH UNIV OF UTAH												
WIS U OF WIS MADISON												
NUTRITION												
ARIZ UNIVERSITY OF ARIZONA												
CAL U OF CAL BERKELEY												
CAL U OF CAL LOS ANGELES												
HAWAII UNIV HAWAII MAIN CAMPUS												
IOWA UNIVERSITY OF IOWA												
KANS UNIVERSITY OF KANSAS												
MO UNIV MO MAIN CAMPUS												
MASS MASS INST OF TECHNOLOGY												
MINN U OF MINN MPLS ST PAUL												
NEBR UNIV NEBRASKA MAIN CAMPUS												
N J RUTGERS THE ST U ALL CAMP												
(CONTINUED)												
1												
NUTRITION												
N Y COLUMBIA UNIV MAIN DIV												
N Y CORNELL UNIV ALL CAMPUSES												
OHIO CASE WESTERN RESERVE UNIV												
OHIO OHIO ST UNIV ALL CAMPUSES												
S D SOUTH DAKOTA STATE UNIV												
TENN UNIV OF TENN ALL CAMPUSES												
UTAH UNIV OF UTAH MAIN CAMPUS												
WIS U OF WIS MADISON												
P R U PUERTO RICO ALL CAMPUSES												
OPTOMETRY (PREPROFESSIONAL BACHELOR'S DEGREE)												
CAL U OF CAL BERKELEY												
IND INDIANA UNIV ALL CAMPUSES												
OHIO OHIO ST UNIV ALL CAMPUSES												
OREG PACIFIC UNIVERSITY												
PA PA COLLEGE OF OPTOMETRY												
TENN SOUTHERN COL OF OPTOMETRY												
TEX UNIVERSITY OF HOUSTON												
PATHOLOGY												
ALA AUBURN UNIV												
ALA UNIV OF ALA BIRMINGHAM												
CAL U OF CAL DAVIS												
CAL U OF CAL SAN FRANCISCO												
CAL UNIV OF STRAN CALIFORNIA												
COLO COLORADO STATE UNIVERSITY												
COLO UNIV COLO ALL CAMPUSES												
CONN UNIV CONN ALL CAMPUSES												
D C GEORGETOWN UNIVERSITY												
ILL NORTHWESTERN UNIVERSITY												
ILL UNIVERSITY OF CHICAGO												
ILL UNIV OF ILL URBANA CAMPUS												
ILL UNIV ILL MED CTR CHICAGO												
IND INDIANA UNIV ALL CAMPUSES												
IOWA IOWA ST U OF SCI & TECH												
KANS KANSAS ST U AG & APP SCI												
MO UNIV MO MAIN CAMPUS												
MICH MICH ST UNIV ALL CAMPUSES												
MINN U OF MINN MPLS ST PAUL												
MO ST LOUIS U ALL CAMPUSES												
N Y SUNY DOWNSTATE MED CTR												
N Y UNIVERSITY OF ROCHESTER												
N C UNIV OF NC AT CHAPEL HILL												
OHIO OHIO ST UNIV ALL CAMPUSES												
OREG UNIV OREG MEDICAL SCHOOL												
PA JEFFERSON MED COL PHILA												
PA UNIV OF PENNSYLVANIA												
PA UNIV PITTSBG ALL CAMPUSES												
TENN UNIV OF TENN ALL CAMPUSES												
TEX UNIV TEX MED BR GALVESTON												
VT UNIV OF VT & ST AGRIC COL												
VA VA COMMONWLT UNIV ALL CAMP												
WASH UNIVERSITY OF WASHINGTON												
WIS MARQUETTE U ALL CAMPUSES												
WIS U OF WIS MADISON												

TABLE 4.--BACHELOR'S, MASTER'S, AND DOCTOR'S DEGREES CONFERRED IN INSTITUTIONS OF HIGHER EDUCATION, BY SEX OF STUDENT, FIELD OF STUDY, STATE OR OTHER AREA, AND INSTITUTION: AGGREGATE UNITED STATES, 1968-69 --CONTINUED

FIELD OF STUDY, STATE OR OTHER AREA, AND INSTITUTION	BACHELOR'S DEGREES REQUIRING 4 OR 5 YEARS		MASTER'S DEGREES		DOCTOR'S DEGREES (PH.D., ED.D., ETC.)		BACHELOR'S DEGREES REQUIRING 4 OR 5 YEARS		MASTER'S DEGREES		DOCTOR'S DEGREES (PH.D., ED.D., ETC.)	
	1	2	3	4	5	6	7	20	21	22	23	24
	2	3	4	5	6	7	8	9	10	11	12	13
PHARMACOLOGY	1	2	14	124	20							
ALA AUBURN UNIV												
ALA UNIV OF ALA BIRMINGHAM												
CAL STANFORD UNIV												
CAL U OF CAL LOS ANGELES												
CAL U OF CAL SAN FRANCISCO												
CAL UNIV OF STHRN CALIFORNIA												
CONN UNIV CONN ALL CAMPUSES												
CONN YALE UNIV												
D C GEORGE WASHINGTON UNIV												
D C HOWARD UNIV												
FLA UNIV OF MIAMI												
GA UNIV OF GEORGIA												
HAWA UNIV HAWAII MAIN CAMPUS												
ILL LOYOLA UNIV												
ILL NORTHWESTERN UNIV												
ILL UNIVERSITY OF CHICAGO												
ILL UNIV ILL MED CTR CHICAGO												
IND INDIANA UNIV ALL CAMPUSES												
IND PURDUE UNIV MAIN CAMPUS												
IOWA UNIV OF IOWA												
KANS UNIVERSITY OF KANSAS												
KY UNIVERSITY OF LOUISVILLE												
LA TULANE UNIV OF LOUISIANA												
MD UNIV MD MAIN CAMPUS												
MICH MICH ST UNIV ALL CAMPUSES												
MICH UNIV OF MICHIGAN												
MICH WAYNE STATE UNIVERSITY												
MINN U OF MINN MPLS ST PAUL												
MISS UNIV MISS MAIN CAMPUS												
MISS UNIV MISS MEDICAL CTR												
MO UNIV MISSOURI AT KANS CITY												
NEBR UNIV NEBRASKA MAIN CAMPUS												
N H DARTMOUTH COLLEGE												
N Y COLUMBIA UNIV MAIN DIV												
N Y NEW YORK MEDICAL COLLEGE												
N Y SUNY HEALTH SCI CTR BUFLO												
N Y SUNY UPSTATE MED CTR												
N Y ALBANY MEDICAL COLLEGE												
N Y UNIVERSITY OF ROCHESTER												
N C WAKE FOREST UNIVERSITY												
N D NORTH DAKOTA STATE UNIV												
N D UNIV N DAK MAIN CAMPUS												
OHIO CASE WESTERN RESERVE UNIV												
OHIO OHIO ST UNIV ALL CAMPUSES												
OHIO U CINCINNATI MAIN CAMPUS												
OREG UNIV OREG MEDICAL SCH OOL												
PA HAHMANN MED COL & HOSP												
PA JEFFERSON MED COL PHILA												
PA PHILA COL PHARMACY & SCI												
PA UNIV OF PENNSYLVANIA												
R I UNIV R I ALL CAMPUSES												
S C MEDICAL COLLEGE OF S C												
TENN UNIV OF TENN ALL CAMPUSES												
TENN VANDERBILT UNIVERSITY												



TABLE 4. --BACHELOR'S, MASTER'S, AND DOCTOR'S DEGREES CONFERRED IN INSTITUTIONS OF HIGHER EDUCATION, BY SEX OF STUDENT, FIELD OF STUDY, STATE OR OTHER AREA, AND INSTITUTION: AGGREGATE UNITED STATES, 1968-69 --CONTINUED

FIELD OF STUDY, STATE OR OTHER AREA, AND INSTITUTION	BACHELOR'S DEGREES REQUIRING 4 OR 5 YEARS		MASTER'S DEGREES		DOCTOR'S DEGREES (PH.D., ED.D., ETC.)		BACHELOR'S DEGREES REQUIRING 4 OR 5 YEARS		MASTER'S DEGREES		DOCTOR'S DEGREES (PH.D., ED.D., ETC.)	
	2	3	4	5	6	7	2	3	4	5	6	7
	Men	Women	Men	Women	Men	Women	Men	Women	Men	Women	Men	Women
PHYSIOLOGY	(CONTINUED)											
MISS UNIV MISS MEDICAL CTR	-	-	-	1	3	-	-	-	-	-	-	-
NEBR UNIV NEBRASKA MAIN CAMPUS	-	-	1	-	1	-	-	3	-	-	-	-
N H DARTMOUTH COLLEGE	-	-	-	-	-	-	-	-	2	-	-	-
N J FATHIGH DICKSON U ALL CAM	-	-	5	4	-	-	-	1	11	1	13	-
N J NJ COL OF MED & DENTISTRY	-	-	-	-	1	-	-	-	3	-	5	-
N J RUTGERS THE ST U ALL CAM	-	-	2	1	8	2	-	-	7	2	6	-
N Y CUNY HUNTER COLLEGE	-	1	-	-	-	-	-	-	4	-	-	-
N Y CUNY LEHMAN COLLEGE	1	1	-	-	-	-	-	1	3	-	-	-
N Y COLUMBIA UNIV MAIN DIV	-	-	-	-	1	1	-	2	3	-	2	-
N Y CORNELL UNIV ALL CAMPUSES	-	-	1	-	7	1	-	-	2	1	1	-
N Y NEW YORK UNIVERSITY	-	-	-	-	1	1	-	-	5	-	7	-
N Y ROCKEFELLER UNIVERSITY	-	-	-	-	3	-	-	-	1	-	1	-
N Y SUNY DOWNSTATE MED CTR	-	-	2	-	2	-	-	3	1	1	4	-
N Y SUNY HEALTH SCI CTR BUFILO	-	-	-	-	2	1	-	1	1	1	1	-
N Y SUNY DOWNSTATE MED CTR	-	-	-	-	2	1	-	1	1	1	1	-
N Y ALBANY MEDICAL COLLEGE	-	-	-	-	2	-	-	-	4	1	1	-
N Y UNIVERSITY OF ROCHESTER	-	-	1	-	1	-	-	-	2	1	3	-
N C DUKE UNIVERSITY	-	-	1	2	3	1	-	-	1	-	-	-
N C ST U RALEIGH MAIN CAM	-	-	-	-	1	-	-	-	1	1	2	-
N C UNIV OF NC AT CHAPEL HILL	-	-	-	-	1	-	-	-	2	-	-	-
N C WAKE FOREST UNIVERSITY	-	-	1	-	3	-	-	2	3	1	-	-
N D UNIV N DAK MAIN CAMPUS	-	-	6	-	-	-	-	2	7	1	-	-
OHIO CASE WESTERN RESERVE UNIV	-	-	1	1	3	-	-	1	3	1	2	-
OHIO OHIO ST UNIV ALL CAMPUSES	2	-	7	-	3	1	-	2	4	1	1	-
OHIO U CINCINNATI MAIN CAMPUS	-	-	-	-	1	-	-	-	2	-	-	-
OKLA OKLA ST UNIV MAIN CAMPUS	24	-	11	-	4	-	-	3	1	-	5	-
OKLA UNIV OKLA ALL CAMPUSES	-	-	-	-	3	-	-	-	3	-	3	-
OREG UNIV OREG MEDICAL SCHOOL	-	-	2	-	1	-	-	-	1	1	1	-
PA SPRY MANR COLLEGE	-	-	-	-	1	-	-	1	2	-	-	-
PA HAHNEHANN MED COL & HOSP	-	-	1	-	-	-	-	-	4	-	-	-
PA JEFFERSON MED COL PHILA	-	-	-	-	1	-	-	-	2	-	-	-
PA PENN ST UNIV ALL CAMPUSES	-	-	3	1	3	3	-	1	6	6	6	-
PA TEMPLE UNIVERSITY	-	-	-	-	3	-	-	-	2	-	-	-
PA UNIV OF PENNSYLVANIA	-	-	1	-	5	-	-	-	2	2	1	2
S C CLEMSON UNIV ALL CAMPUSES	-	-	-	-	1	-	-	-	2	1	5	2
S C MEDICAL COLLEGE OF S C	-	-	1	-	-	-	-	-	1	-	3	-
TENN UNIV OF TENN ALL CAMPUSES	-	-	1	-	3	-	-	2	1	1	3	-
TENN VANDERBILT UNIVERSITY	-	-	-	-	1	-	-	1	1	-	9	-
TEX BAYLOR UNIV MAIN CAMPUS	-	-	-	-	1	-	-	-	2	-	2	-
TEX BAYLOR UNIV CCL DENTISTRY	-	-	-	-	1	-	-	4	8	4	33	4
TEX BAYLOR UNIV MEDICAL CCL	-	-	-	-	6	-	-	-	-	-	1	-
TEX UNIV TEX MED BR GALVESTON	-	-	6	-	-	-	-	-	-	-	1	-
UTAH UNIV OF UTAH MAIN CAMPUS	1	1	1	-	-	-	-	-	2	1	7	3
UTAH UNIV OF UTAH ST AGRIC COL	-	-	-	-	2	-	-	-	2	1	7	3
VA UNIV VIRGINIA MAIN CAMPUS	-	-	-	-	2	-	-	-	2	1	5	2
VA COMMONWEALTH UNIV ALL CAM	-	-	-	-	2	1	-	-	1	-	1	-
WASH UNIVERSITY OF WASHINGTON	-	-	-	-	4	1	-	-	1	-	-	-
W VA W VA UNIV ALL CAMPUSES	5	-	5	-	4	1	-	-	1	-	-	-
WIS MARQUETTE U ALL CAMPUSES	2	-	1	-	1	-	-	3	2	1	10	1
WIS U OF WIS MADISON	3	2	3	2	6	-	-	-	2	-	1	-
P R U PUERTO RICO ALL CAMPUSES	-	-	1	-	1	-	-	-	-	-	1	-
PLANT PATHOLOGY	23	1	104	11	89	4	-	-	2	-	-	-
ALA AUBURN UNIV	-	-	-	-	1	-	-	-	-	-	3	-
ARI Z UNIVERSITY OF ARIZONA	-	-	3	-	3	-	-	-	-	-	1	-
BIOLOGICAL SCIENCES, ALL OTHER FIELDS	480	161	190	76	143	24	-	-	-	-	-	-

TABLE 4. -- BACHELOR'S DEGREES, AND INSTITUTIONS, DEGREE'S GRANTED IN INSTITUTIONS OF HIGHER EDUCATION, BY SEX OF STUDENT, BY FIELD OF STUDY, STATE OR OTHER AREA, AND INSTITUTION: AGGREGATE UNITED STATES, 1968-69 --CONTINUED

FIELD OF STUDY, STATE OR OTHER AREA, AND INSTITUTION	BACHELOR'S DEGREES REQUIRING 4 OR 5 YEARS		MASTER'S DEGREES		DOCTOR'S DEGREES (PH.D., ED.D., ETC.)		BACHELOR'S DEGREES REQUIRING 4 OR 5 YEARS		MASTER'S DEGREES		DOCTOR'S DEGREES (PH.D., ED.D., ETC.)	
	Men	Women	Men	Women	Men	Women	Men	Women	Men	Women	Men	Women
	2	3	4	5	6	7	2	3	4	5	6	7
(CONTINUED)												
BIOLOGICAL SCIENCES, ALL OTHER FIELDS												
ARIZ ARIZONA STATE UNIVERSITY	5	-	4	2	-	-	-	-	21	1	-	-
ARK ARKANSAS A & N COL	6	5	-	-	-	-	-	-	-	-	-	-
ARK UNIV ARK MAIN CAMPUS	-	-	4	2	-	-	-	-	-	-	-	-
CAL CALIFORNIA INST OF TECH	-	-	-	-	1	-	-	-	-	-	5	2
CAL SACRAMENTO STATE COLLEGE	10	-	-	-	-	-	-	-	9	1	3	-
CAL SAN JOSE STATE COLLEGE	7	-	-	-	-	-	-	-	2	1	20	6
CAL POMONA COLLEGE	2	-	-	-	-	-	-	-	-	-	-	-
CAL STANFORD UNIVERSITY	2	-	6	3	1	-	-	-	-	-	-	-
CAL U OF CAL BERKELEY	16	3	-	-	-	-	-	-	-	-	-	-
CAL U OF CAL DAVIS	-	-	-	-	-	-	-	-	-	-	-	-
CAL U OF CAL LOS ANGELES	1	3	-	-	-	-	-	-	-	-	-	-
CAL U OF CAL RIVERSIDE	2	-	5	-	-	-	-	-	-	-	-	-
CAL U OF CAL SAN DIEGO	-	-	6	1	2	1	-	-	3	2	6	3
CAL U OF CAL SAN FRANCISCO	-	-	-	-	-	-	-	-	-	-	-	-
CAL U OF CAL SANTA CRUZ	-	1	-	-	-	1	-	-	-	-	-	-
CAL U OF CAL STATE COLLEGE	-	-	-	-	-	-	-	-	-	-	-	-
CAL TEMPLE BUELL COLLEGE	11	2	4	-	-	-	-	-	-	-	-	-
CONN CENTRAL CONN STATE COL	2	-	6	5	-	-	-	-	3	1	1	-
CONN UNIV CONN ALL CAMPUSES	-	-	-	-	4	1	-	-	-	-	-	-
D C CATHOLIC UNIV OF AMERICA	-	-	6	10	8	3	-	-	-	-	-	-
FLA FLORIDA ATLANTIC UNIV	-	-	2	1	-	-	-	-	-	-	-	-
FLA FLORIDA STATE UNIVERSITY	-	-	15	12	6	-	-	-	-	-	-	-
GA MEDICAL COL OF GEORGIA	-	-	-	1	3	-	-	-	-	-	-	-
IDA IDAHO STATE UNIVERSITY	2	-	-	-	-	-	-	-	-	-	-	-
ILL LOYOLA UNIVERSITY	-	-	21	-	1	-	-	-	-	-	-	-
ILL NORTHWESTERN UNIVERSITY	-	-	-	-	1	-	-	-	-	-	-	-
ILL UNIVERSITY OF CHICAGO	-	-	1	-	4	-	-	-	-	-	-	-
IND INDIANA UNIV ALL CAMPUSES	-	-	1	-	6	1	-	-	-	-	-	-
IND PURDUE UNIV MAIN CAMPUS	-	-	13	9	19	-	-	-	-	-	-	-
IND PURDUE UNIV FT WAYNE	-	-	1	-	-	-	-	-	-	-	-	-
IOWA UPPER IOWA UNIVERSITY	2	-	-	-	-	-	-	-	-	-	-	-
KANS KANSAS ST U AG & APP SCI	14	-	-	-	-	-	-	-	-	-	-	-
KY UNIV KY MAIN CAMPUS	-	1	-	-	5	-	-	-	-	-	-	-
LA FRANCIS T. NICHOLES ST COL	6	-	-	-	-	3	-	-	-	-	-	-
MO JOHNS HOPKINS U ALL CAM	-	-	-	-	8	-	-	-	-	-	-	-
MO UNIV MO MAIN CAMPUS	16	2	-	-	-	-	-	-	-	-	-	-
MASS HARVARD UNIVERSITY	-	-	-	-	1	-	-	-	-	-	-	-
MASS MOUNT HOLYOKE COLLEGE	-	37	-	6	-	-	-	-	-	-	-	-
MICH CENTRAL MICHIGAN UNIV	2	-	-	-	-	-	-	-	-	-	-	-
MICH UNIVERSITY OF DETROIT	-	-	3	-	-	-	-	-	-	-	-	-
MICH UNIVERSITY OF MICHIGAN	20	11	-	-	-	-	-	-	-	-	-	-
MINN ST MARYS COLLEGE	6	-	-	-	-	-	-	-	-	-	-	-
MISS UNIV MISS MAIN CAMPUS	-	-	-	-	2	-	-	-	-	-	-	-
MO WASHINGTON UNIVERSITY	2	3	-	-	1	-	-	-	-	-	-	-
MONT NORTHERN MONTANA COLLEGE	3	1	-	-	-	-	-	-	-	-	-	-
MONT UNIVERSITY OF MONTANA	22	1	2	-	-	-	-	-	-	-	-	-
NEBR UNIV NEBRASKA MAIN CAMPUS	-	-	-	1	-	-	-	-	-	-	-	-
NEV UNIVERSITY OF NEVADA	3	-	-	-	-	-	-	-	-	-	-	-
N J PATERSON STATE COLLEGE	-	-	3	1	1	-	-	-	-	-	-	-
N J RUTGERS THE ST U ALL CAM	5	-	-	-	3	-	-	-	-	-	-	-
N Y COLUMBIA UNIV MAIN DIV	7	5	1	5	6	6	-	-	86	5	18	1
N Y CORNELL UNIV ALL CAMPUSES	137	50	-	-	3	-	-	-	-	-	-	-
BUSINESS AND COMMERCE, TOTAL												
ALA ALABAMA A & M COLLEGE	15	16	-	-	-	-	-	-	-	-	-	-
ALA ALABAMA COLLEGE	65	19	-	-	-	-	-	-	-	-	-	-
ALA ALABAMA STATE COLLEGE	9	2	-	-	-	-	-	-	-	-	-	-
ALA ATHENS COLLEGE	56	4	-	-	-	-	-	-	-	-	-	-
ALA AUBURN UNIV	425	43	-	-	-	-	-	-	24	4	-	-
ALA BIRMINGHAM SOUTHERN COL	10	4	-	-	-	-	-	-	-	-	-	-
ALA FLORENCE STATE COLLEGE	55	14	-	-	-	-	-	-	-	-	-	-
ALA HUNTINGDON COLLEGE	21	-	-	-	-	-	-	-	-	-	-	-
ALA JACKSONVILLE STATE UNIV	189	38	-	-	-	-	-	-	-	-	-	-
ALA JUDDSON COLLEGE	-	-	-	-	-	-	-	-	-	-	-	-
ALA LIVINGSTON UNIVERSITY	59	2	-	-	-	-	-	-	-	-	-	-
ALA MILES COLLEGE	13	23	-	-	-	-	-	-	-	-	-	-
ALA MOBILE COLLEGE	5	1	-	-	-	-	-	-	-	-	-	-
ALA OAKWOOD COLLEGE	7	7	-	-	-	-	-	-	-	-	-	-
ALA ST BERNARD COLLEGE	25	2	-	-	-	-	-	-	-	-	-	-
ALA SAMEFORD UNIVERSITY	83	13	-	-	-	-	-	-	27	6	-	-
ALA SPRING HILL COLLEGE	20	2	-	-	-	-	-	-	-	-	-	-
ALA STILLMAN COLLEGE	5	9	-	-	-	-	-	-	-	-	-	-
ALA TROY ST COL ALL CAMPUSES	178	9	-	-	-	-	-	-	-	-	-	-
ALA TUSKEGEE INSTITUTE	22	10	-	-	-	-	-	-	-	-	-	-
ALA UNIV ALABAMA MAIN CAMPUS	411	47	-	-	-	-	-	-	-	-	-	-
ALA UNIV OF SOUTH ALABAMA	60	5	-	-	-	-	-	-	-	-	-	-
ALAS ALASKA METHODIST UNIV	5	2	-	-	-	-	-	-	-	-	-	-



TABLE 4.--BACHELOR'S, MASTER'S, AND DOCTOR'S DEGREES CONFERRED IN INSTITUTIONS OF HIGHER EDUCATION, BY SEX OF STUDENT, FIELD OF STUDY, STATE OR OTHER AREA, AND INSTITUTION: AGGREGATE UNITED STATES, 1968-69 --CONTINUED

BACHELOR'S DEGREES REQUIRING 4 OR 5 YEARS	BACHELOR'S DEGREES REQUIRING 4 OR 5 YEARS		MASTER'S DEGREES		DOCTOR'S DEGREES (PH.D., ED.D., ETC.)		FIELD OF STUDY, STATE OR OTHER AREA, AND INSTITUTION	BACHELOR'S DEGREES REQUIRING 4 OR 5 YEARS	MASTER'S DEGREES		DOCTOR'S DEGREES (PH.D., ED.D., ETC.)			
	2	3	4	5	6	7			2	3	4	5	6	7
	1	1	1	1	1	1			1	1	1	1	1	1
BUSINESS AND COMMERCE, TOTAL														
FLA	44	5	—	—	—	—	FLA	197	7	—	—	—		
FLA	90	1	—	—	—	—	ILL	32	2	—	—	—		
FLA	10	1	—	—	—	—	ILL	17	—	—	—	—		
FLA	95	4	93	1	—	—	ILL	18	1	—	—	—		
FLA	7	2	—	—	—	—	ILL	26	1	—	—	—		
FLA	217	25	6	1	—	—	ILL	64	5	14	1	—		
FLA	562	30	111	5	—	—	ILL	41	2	—	—	—		
FLA	374	19	49	3	—	—	ILL	118	—	—	—	—		
FLA	304	10	12	—	—	—	ILL	272	19	93	1	—		
FLA	122	10	9	—	—	—	ILL	9	1	—	—	—		
FLA	62	9	59	3	—	—	ILL	55	4	—	—	—		
FLA	553	49	—	—	—	—	ILL	26	3	—	—	—		
FLA	59	1	—	—	—	—	ILL	6	—	—	—	—		
FLA	—	3	—	—	—	—	ILL	589	42	180	2	—		
GA	13	—	—	—	—	—	ILL	227	12	265	7	—		
GA	44	3	—	—	—	—	ILL	31	1	—	—	—		
GA	—	—	57	7	—	—	ILL	46	3	—	—	—		
GA	76	13	—	—	—	—	ILL	255	15	63	3	—		
GA	28	4	—	—	—	—	ILL	373	42	—	—	—		
GA	23	3	—	—	—	—	ILL	190	17	3	—	—		
GA	39	6	41	3	—	—	ILL	3	1	367	9	—		
GA	8	18	—	—	—	—	ILL	360	31	116	5	—		
GA	12	9	—	—	—	—	ILL	200	22	—	—	—		
GA	307	3	49	2	—	—	ILL	109	16	2	4	—		
GA	98	12	—	—	—	—	ILL	17	1	—	—	—		
GA	88	17	—	—	—	—	IND	18	3	—	—	—		
GA	365	17	192	1	4	—	IND	207	25	69	30	—		
GA	18	1	—	—	—	—	IND	65	11	30	—	—		
GA	40	—	—	—	—	—	IND	3	—	—	—	—		
GA	22	16	—	—	—	—	IND	22	—	—	—	—		
GA	50	13	—	—	—	—	IND	6	—	—	—	—		
GA	42	1	—	—	—	—	IND	26	1	—	—	—		
GA	10	1	—	—	—	—	IND	168	27	24	—	—		
GA	17	11	—	—	—	—	IND	863	83	204	6	—		
GA	14	3	—	—	—	—	IND	18	1	—	—	—		
GA	627	44	47	1	3	—	IND	17	3	—	—	—		
GA	74	15	—	—	—	—	IND	194	2	118	2	5		
GA	81	2	—	—	—	—	IND	9	2	8	3	—		
GA	60	5	—	—	—	—	IND	122	1	—	—	—		
GA	14	1	93	6	—	—	IND	56	—	—	—	—		
GA	288	50	—	—	—	—	IND	—	11	—	—	—		
GA	70	4	—	—	—	—	IND	9	—	—	—	—		
IDA	14	1	—	—	—	—	IND	109	2	—	—	—		
IDA	118	5	—	—	—	—	IND	123	9	—	—	—		
IDA	19	7	—	—	—	—	IND	363	48	15	—	—		
IDA	147	11	10	—	—	—	IND	102	7	—	—	—		
ILL	46	4	—	—	—	—	IND	4	3	—	—	—		
ILL	34	2	—	—	—	—	IND	26	1	—	—	—		
ILL	173	20	15	—	—	—	IND	196	14	—	—	—		
ILL	—	1	—	—	—	—	IND	17	—	—	—	—		
ILL	9	1	—	—	—	—	IND	165	11	—	—	—		
ILL	312	16	41	1	—	—	IND	28	2	—	—	—		



TABLE 4.--BACHELOR'S, MASTER'S, AND DOCTOR'S DEGREES CONFERRED IN INSTITUTIONS OF HIGHER EDUCATION, BY SEX OF STUDENT, FIELD OF STUDY, STATE OR OTHER AREA, AND INSTITUTION: AGGREGATE UNITED STATES, 1968-69 --CONTINUED

FIELD OF STUDY, STATE OR OTHER AREA, AND INSTITUTION	BACHELOR'S DEGREES REQUIRING 4 OR 5 YEARS		MASTER'S DEGREES		DOCTOR'S DEGREES (PH.D., ED.D., ETC.)		BACHELOR'S DEGREES REQUIRING 4 OR 5 YEARS		MASTER'S DEGREES		DOCTOR'S DEGREES (PH.D., ED.D., ETC.)	
	2	3	4	5	6	7	2	3	4	5	6	7
	MEN	WOMEN	MEN	WOMEN	MEN	WOMEN	MEN	WOMEN	MEN	WOMEN	MEN	WOMEN
(CONTINUED)												
BUSINESS AND COMMERCE, TOTAL	78	23	20	2	9	1	28	2	30	4	6	2
IOWA DORAS COLLEGE	23						210	31	45			1
IOWA LUTHER COLLEGE							168	12				2
IOWA MARYREST COLLEGE	16	3					249	22				
IOWA MIDWESTERN COLLEGE	78	3					34	1				
IOWA MORNINGSTAR COLLEGE	7											
IOWA NORTHWESTERN COLLEGE	209	3					52	3	1			1
IOWA PARSONS COLLEGE							28	17				
IOWA ST. AMBROSE COLLEGE	99						11	3	34	5		
IOWA SIMPSON COLLEGE	32	1					206	33	60	3		
IOWA UNION COLLEGE	4						306	46				
IOWA UNIVERSITY OF IOWA	326	21	80	2	6		87	28	13			10
IOWA UNIV. OF NORTHERN IOWA	154	8	1				100	18	46	1		
IOWA UPPER IOWA UNIVERSITY	25						46	10				
IOWA WARREN COLLEGE	30	4					110	20	17	2		
IOWA WESTMAR COLLEGE	30	1					70	14	6			
KANSAS BAKER UNIVERSITY	29	1										
KANSAS BETHANY COLLEGE	3	1										
KANSAS COLLEGE OF EMPORIA	29	5										
KANSAS FORT HAYS STATE COL	156	27	20	2								
KANSAS FRIENDS UNIVERSITY	4	1										
KANSAS ST. COL. OF PITTSBURG	160	20										
KANSAS ST. JOHNS COL. EMPORIA	217	33										
KANSAS ST. U. AG. & APP. SCI	186	13	9	1			19	19				
KANSAS WESLEYAN UNIV.	31	1					18	10				
KANSAS MARYMOUNT COLLEGE	2	1					183	10				
KANSAS MIDWEST INST. OF BUS. ADMIN.	7						16					
KANSAS OTTAWA UNIVERSITY	11						19					
KANSAS SACRED HEART COLLEGE	7	1					26	1				
KANSAS ST. BENEDICT'S COLLEGE	88	4					114	12	28	1		
KANSAS ST. MARY COLLEGE	12	1					153	11				
KANSAS ST. MARY OF THE PLAINS COL	20	1					33	8				
KANSAS SOUTHWESTERN COLLEGE	20	1					29	3				
KANSAS STERLING COLLEGE	10	3										
KANSAS Tabor COLLEGE	5						59		61			6
KANSAS UNIVERSITY OF KANSAS	204	35	62	2			168	2	9			
KANSAS WASHBURN UNIV. OF TOPEKA	99	12					30	12				
KANSAS WICHITA STATE UNIVERSITY	200	11	59	2			30					
KY BELLARMIN-URSULIN ALL. CAM	100	4										
KY BERE A COLLEGE	16	11					10	1				
KY BRESCIA COLLEGE	30	2					535	5				
KY CAMPBELLVILLE COLLEGE	9						537	25	51	1		4
KY CENTRE COL. OF KENTUCKY	11						9	4				
KY CUMBERLAND COLLEGE	20	11					154	6	20	1		
KY EASTERN COLLEGE	216	12	5				6	3				
KY GEORGETOWN COLLEGE	26	7					133	5				
KY KENTUCKY STATE COLLEGE	11	6					322	13	97	1		
KY KENTUCKY WESLEYAN COLLEGE	29	4					419	1	68	1		
KY MOREHEAD STATE UNIVERSITY	113	13					323	39	95	4		
KY MURRAY STATE UNIVERSITY	182	15	25	3			25	6	6			
KY PIKEVILLE COLLEGE	16	6					56	1				
KY THOMAS MORE COLLEGE	60	2					15	1				
KY TRANSYLVANIA COLLEGE	15	7							640	15		23
							84	1				84
							52	1	130	2		21

TABLE 4.--BACHELOR'S, MASTER'S, AND DOCTOR'S DEGREES CONFERRED IN INSTITUTIONS OF HIGHER EDUCATION, BY SEX OF STUDENT, FIELD OF STUDY, STATE OR OTHER AREA, AND INSTITUTION: AGGREGATE UNITED STATES, 1968-69 --CONTINUED

FIELD OF STUDY, STATE OR OTHER AREA, AND INSTITUTION	BACHELOR'S DEGREES REQUIRING 4 OR 5 YEARS		MASTER'S DEGREES		DOCTOR'S DEGREES (PH.D., ED.D., ETC.)		FIELD OF STUDY, STATE OR OTHER AREA, AND INSTITUTION	BACHELOR'S DEGREES REQUIRING 4 OR 5 YEARS		MASTER'S DEGREES		DOCTOR'S DEGREES (PH.D., ED.D., ETC.)			
	1	2	3	4	5	6		7	1	2	3	4	5	6	7
	MEN	WOMEN	MEN	WOMEN	MEN	WOMEN		MEN	WOMEN	MEN	WOMEN	MEN	WOMEN	MEN	WOMEN
BUSINESS AND COMMERCE, TOTAL (CONTINUED)															
MASS STATE COL AT SALEM	15	41	-	-	-	-	-	9	2	3	-	-	-	-	
MASS NICHOLS COL OF BUS ADM	129	-	-	-	-	-	-	6	3	-	-	-	-	-	
MASS NORTHEASTERN UNIVERSITY	512	13	36	241	7	-	-	81	8	-	-	-	-	-	
MASS SIMMONS COLLEGE	-	-	-	-	-	-	-	4	5	-	-	-	-	-	
MASS SOUTHERN MASS TECH INST	64	6	-	-	-	-	-	9	1	-	-	-	-	-	
MASS STONEHILL COLLEGE	53	2	-	-	-	-	-	-	-	-	-	-	-	-	
MASS SUFFOLK UNIV ALL CAMPUSES	151	2	-	92	-	-	-	63	7	-	-	-	-	-	
MASS UNIV MASS AMHERST CAMPUS	309	19	-	52	-	-	-	323	12	-	-	-	-	-	
MASS WESTERN NEW ENGLAND COL	126	2	-	82	1	-	-	15	9	35	2	-	4	-	
MICH ADRIAN COLLEGE	44	1	-	-	-	-	-	9	-	-	-	-	-	-	
MICH ALMA COLLEGE	22	1	-	-	-	-	-	5	-	-	-	-	-	-	
MICH ANDREWS UNIVERSITY	23	10	-	7	-	-	-	219	27	25	2	-	2	-	
MICH AQUINAS COLLEGE	29	3	-	-	-	-	-	296	36	26	2	-	-	-	
MICH CENTRAL MICHIGAN UNIV	154	11	-	113	-	-	-	2	-	-	-	-	-	-	
MICH CLEARY COLLEGE	75	-	-	-	-	-	-	22	-	-	-	-	-	-	
MICH DETROIT COL OF BUSINESS	101	2	-	-	-	-	-	-	-	-	-	-	-	-	
MICH DETROIT INST OF TECH	68	-	-	-	-	-	-	-	-	-	-	-	-	-	
MICH EASTERN MICHIGAN UNIV	258	7	-	19	2	-	-	22	2	-	-	-	-	-	
MICH FERIS STATE COLLEGE	370	13	-	-	-	-	-	209	23	33	3	-	-	-	
MICH HILLSDALE COLLEGE	45	3	-	-	-	-	-	52	3	-	-	-	-	-	
MICH HOPE COLLEGE	223	-	-	-	-	-	-	40	2	22	3	-	-	-	
MICH LAWRENCE INST TECHNOLOGY	163	-	-	-	-	-	-	8	1	-	-	-	-	-	
MICH MARYGROVE COLLEGE	-	3	-	-	-	-	-	-	10	-	-	-	-	-	
MICH MICHIGAN LUTHERAN COLLEGE	7	-	-	-	-	-	-	46	2	-	-	-	-	-	
MICH MICH ST UNIV ALL CAMPUSES	607	39	-	425	11	25	-	39	5	-	-	-	-	-	
MICH MICH TECH U MAIN CAMPUS	80	3	-	13	-	-	-	13	1	-	-	-	-	-	
MICH MICH TECH U LK SUP ST COL	33	2	-	-	-	-	-	125	9	-	-	-	-	-	
MICH NORTHERN MICHIGAN UNIV	111	7	-	6	3	-	-	105	17	-	-	-	-	-	
MICH OAKLAND UNIVERSITY	35	1	-	-	-	-	-	120	3	-	-	-	-	-	
MICH OLIVET COLLEGE	2	-	-	-	-	-	-	206	4	90	2	-	1	-	
MICH SAGINAW VALLEY COLLEGE	4	-	-	-	-	-	-	10	5	-	-	-	-	-	
MICH SPRING ARBOR COLLEGE	1	-	-	-	-	-	-	152	26	-	-	-	-	-	
MICH UNIVERSITY OF DETROIT	262	11	-	101	1	-	-	4	2	-	-	-	-	-	
MICH UNIVERSITY OF MICHIGAN	199	19	-	334	17	13	-	149	26	-	-	-	-	-	
MICH WAYNE STATE UNIVERSITY	353	19	-	216	2	-	-	25	1	-	-	-	-	-	
MICH WESTERN MICHIGAN UNIV	496	30	-	148	3	-	-	355	76	103	12	-	5	-	
MINN AUGSBURG COLLEGE	13	3	-	-	-	-	-	71	4	62	1	-	-	-	
MINN BENEDICT STATE COLLEGE	50	3	-	-	-	-	-	199	17	-	-	-	-	-	
MINN COLLEGE OF ST CATHERINE	-	9	-	-	-	-	-	137	3	73	-	-	6	-	
MINN CONCORDIA COL MORHEAD	88	-	-	-	-	-	-	22	1	-	-	-	-	-	
MINN GUSTAVUS ADOLPHUS COLLEGE	39	6	-	-	-	-	-	-	6	-	-	-	-	-	
MINN LEA COLLEGE	3	-	-	-	-	-	-	18	2	-	-	-	-	-	
MINN MACALESTER COLLEGE	4	1	-	-	-	-	-	21	2	-	-	-	-	-	
MINN MANKATO STATE COLLEGE	357	12	-	7	-	-	-	55	3	-	-	-	-	-	
MINN MOORHEAD STATE COLLEGE	111	5	-	-	-	-	-	76	17	2	2	-	-	-	
MINN ST CLOUD STATE COLLEGE	139	11	-	13	-	-	-	18	1	-	-	-	-	-	
MINN ST JOHNS UNIVERSITY	25	-	-	-	-	-	-	133	12	7	1	-	-	-	
MINN ST MARYS COLLEGE	48	-	-	2	-	-	-	22	2	-	-	-	-	-	
MINN U OF MINN DULUTH	121	5	-	-	-	-	-	68	7	20	1	-	-	-	
MINN U OF MINN MPLS ST PAUL	377	13	-	54	5	11	-	14	1	-	-	-	-	-	
MINN WISCONSIN STATE COLLEGE	71	2	-	-	-	-	-	9	2	-	-	-	-	-	
NEBR HIRAM SCOTT COLLEGE	45	-	-	-	-	-	-	45	-	-	-	-	-	-	
NEBR JOHN F KENNEDY COLLEGE	22	-	-	-	-	-	-	22	-	-	-	-	-	-	



TABLE 4.--BACHELOR'S, MASTER'S, AND DOCTOR'S DEGREES CONFERRED IN INSTITUTIONS OF HIGHER EDUCATION, BY SEX OF STUDENT, FIELD OF STUDY, STATE OR OTHER AREA, AND INSTITUTION: AGGREGATE UNITED STATES, 1968-69 --CONTINUED

Table with columns for BACHELOR'S DEGREES REQUIRING 4 OR 5 YEARS, MASTER'S DEGREES, DOCTOR'S DEGREES (PH.D., ED.D., ETC.), and DOCTOR'S DEGREES (PH.D., ED.D., ETC.). Rows include institutions like NEBR JOHN J PERSHING COLLEGE, NEBR KEARNEY STATE COLLEGE, NEBR MIDLAND LUTHERAN COLLEGE, etc.

TABLE 4.--BACHELOR'S, MASTER'S, AND DOCTOR'S DEGREES CONFERRED IN INSTITUTIONS OF HIGHER EDUCATION, BY SEX OF STUDENT, FIELD OF STUDY, STATE OR OTHER AREA, AND INSTITUTION: AGGREGATE UNITED STATES, 1968-69 --CONTINUED

FIELD OF STUDY, STATE OR OTHER AREA, AND INSTITUTION	BACHELOR'S DEGREES REQUIRING 4 OR 5 YEARS		MASTER'S DEGREES		DOCTOR'S DEGREES (PH.D., ED.D., ETC.)		BACHELOR'S DEGREES REQUIRING 4 OR 5 YEARS		MASTER'S DEGREES		DOCTOR'S DEGREES (PH.D., ED.D., ETC.)				
	1	2	3	4	5	6	7	1	2	3	4	5	6	7	
	MEN	WOMEN	MEN	WOMEN	MEN	WOMEN	MEN	MEN	WOMEN	MEN	WOMEN	MEN	WOMEN	MEN	WOMEN
BUSINESS AND COMMERCE, TOTAL	(CONTINUED)	(CONTINUED)	(CONTINUED)	(CONTINUED)	(CONTINUED)	(CONTINUED)	(CONTINUED)	(CONTINUED)	(CONTINUED)	(CONTINUED)	(CONTINUED)	(CONTINUED)	(CONTINUED)	(CONTINUED)	(CONTINUED)
N C GREENSBORO COLLEGE	11	1	1	-	-	-	-	-	508	28	39	1	-	-	-
N C GUILFORD COLLEGE	18	-	-	-	-	-	-	-	80	4	-	-	-	-	-
N C HIGH POINT COLLEGE	40	3	-	-	-	-	-	-	11	-	-	-	-	-	-
N C JOHNSON C. SMITH UNIV	2	-	-	-	-	-	-	-	59	1	-	-	-	-	-
N C LEHIGH COLLEGE	34	2	-	-	-	-	-	-	236	8	56	1	-	-	-
N C MARY HILL COLLEGE	40	5	-	-	-	-	-	-	482	18	83	2	1	-	-
N C WERDWITH COLLEGE	-	6	-	-	-	-	-	-	250	21	120	2	-	-	-
N C METHODIST COLLEGE	65	5	-	-	-	-	-	-	198	11	42	3	-	-	-
N C AG & TECH STATE UNIV	55	34	-	-	-	-	-	-	7	-	-	-	-	-	-
N C C. COLLEGE AT DURHAM	28	28	-	-	1	-	-	-	26	1	-	-	-	-	-
N C PENNSYLVANIA COLLEGE	49	3	-	-	-	-	-	-	8	1	-	-	-	-	-
N C PRETZER COLLEGE	24	5	-	-	-	-	-	-	8	1	-	-	-	-	-
N C ST. ANDREWS PRESBY COL	13	4	-	-	-	-	-	-	8	1	-	-	-	-	-
N C ST. AUGUSTINE COL	14	5	-	-	-	-	-	-	58	6	-	-	-	-	-
N C SHAW UNIVERSITY	10	3	-	-	-	-	-	-	66	3	16	-	-	-	-
N C UNIV OF NC AT CHAPEL HILL	322	15	41	2	13	-	-	-	199	3	253	2	-	-	-
N C UNIV OF N C AT CHARLOTTE	52	-	-	-	-	-	-	-	378	18	-	-	-	-	-
N C UNIV OF N C AT GREENSBORO	-	22	-	-	-	-	-	-	30	7	-	-	-	-	-
N C WAKE FOREST UNIVERSITY	48	3	-	-	-	-	-	-	243	18	-	-	-	-	-
N C WESTERN CAROLINA UNIV	181	11	-	-	-	-	-	-	30	7	-	-	-	-	-
N C WILMINGTON COLLEGE	40	4	-	-	-	-	-	-	4	3	-	-	-	-	-
N C WINSTON-SALEM STATE COL	-	2	-	-	-	-	-	-	108	68	-	-	-	-	-
N D DICKINSON STATE COLLEGE	17	-	-	-	-	-	-	-	35	2	-	-	-	-	-
N D JAMESTOWN COLLEGE	9	-	-	-	-	-	-	-	11	3	-	-	-	-	-
N D MINOT STATE COLLEGE	32	-	-	-	-	-	-	-	22	4	-	-	-	-	-
N D UNIV N DAK MAIN CAMPUS	227	12	9	-	-	-	-	-	86	5	37	1	-	-	-
OHIO ANTIUCH COL MAIN CAMPUS	5	2	-	-	-	-	-	-	16	10	-	-	-	-	-
OHIO ASHLAND COLLEGE	68	3	-	-	-	-	-	-	30	5	-	-	-	-	-
OHIO BALDWIN-WALLACE COLLEGE	68	3	-	-	-	-	-	-	50	4	25	4	-	-	-
OHIO BLISS COLLEGE	77	-	-	-	-	-	-	-	14	1	-	-	-	-	-
OHIO BLUFFTON COLLEGE	18	1	-	-	-	-	-	-	46	1	-	-	-	-	-
OHIO BOWLING GREEN ST U ALL CAM	346	20	61	2	-	-	-	-	45	3	-	-	-	-	-
OHIO CAPITAL UNIVERSITY	29	1	-	-	-	-	-	-	97	16	-	-	-	-	-
OHIO CASE WESTERN RESERVE UNIV	46	3	171	1	7	-	-	-	288	21	44	5	1	-	-
OHIO CEDARVILLE COLLEGE	25	7	-	-	-	-	-	-	165	18	19	-	-	-	-
OHIO CENTRAL STATE UNIVERSITY	50	13	-	-	-	-	-	-	1	-	-	-	-	-	-
OHIO CLEVELAND STATE UNIV	318	21	-	-	-	-	-	-	24	1	-	-	-	-	-
OHIO COL. MT. ST. JOSEPH ON OHIO	-	1	-	-	-	-	-	-	8	-	-	-	-	-	-
OHIO COLLEGE OF STEUBENVILLE	56	2	-	-	-	-	-	-	11	20	-	-	-	-	-
OHIO DEFLANGE COLLEGE	29	2	-	-	-	-	-	-	44	4	-	-	-	-	-
OHIO DYKE COLLEGE	74	4	-	-	-	-	-	-	258	40	28	-	-	-	-
OHIO FINDLAY COLLEGE	50	2	-	-	-	-	-	-	15	-	-	-	-	-	-
OHIO FRANKLIN UNIVERSITY	199	2	-	-	-	-	-	-	217	34	6	-	-	-	-
OHIO JOHN CARROLL UNIVERSITY	148	-	-	-	-	-	-	-	99	4	-	-	-	-	-
OHIO KENT ST. UNIV MAIN CAMPUS	378	21	56	2	-	-	-	-	263	23	102	5	8	-	-
OHIO MALONE COLLEGE	9	2	-	-	-	-	-	-	48	3	7	-	-	-	-
OHIO MARIETTA COLLEGE	32	4	-	-	-	-	-	-	3	-	-	-	-	-	-
OHIO MIAMI UNIV ALL CAMPUSES	296	48	33	-	-	-	-	-	22	-	-	-	-	-	-
OHIO NOTRE DAME COLLEGE	-	6	-	-	-	-	-	-	16	-	-	-	-	-	-
OHIO OHIO DOMINICAN COL	13	3	-	-	-	-	-	-	65	3	7	-	-	-	-
OHIO OHIO NTHRN U ALL CAMPUSES	61	6	-	-	-	-	-	-	51	2	40	-	-	-	-
OHIO OHIO ST UNIV ALL CAMPUSES	569	37	131	2	16	-	-	-	-	9	-	-	-	-	-
PA DELAWARE VLY COL SCT & AG	-	30	-	-	-	-	-	-	30	-	-	-	-	-	-
PA Drexel Inst of Technology	-	347	-	-	-	-	-	-	347	36	113	3	-	-	-
PA DUQUESNE UNIVERSITY	-	198	-	-	-	-	-	-	198	8	22	1	-	-	-



TABLE 4.--BACHELOR'S, MASTER'S, AND DOCTOR'S DEGREES CONFERRED IN INSTITUTIONS OF HIGHER EDUCATION, BY SEX OF STUDENT, FIELD OF STUDY, STATE OR OTHER AREA, AND INSTITUTION: AGGREGATE UNITED STATES, 1968-69 --CONTINUED

Table with columns for Field of Study, State or Other Area, and Institution; Bachelor's Degrees Requiring 4 or 5 Years (Men/Women); Master's Degrees (Men/Women); Doctor's Degrees (Ph.D., Ed.D., etc.) (Men/Women); and Business and Commerce, Total (Men/Women). Rows list institutions like Elizabeth Town College, Gannon College, etc.

TABLE 4.--BACHELOR'S, MASTER'S, AND DOCTOR'S DEGREES CONFERRED IN INSTITUTIONS OF HIGHER EDUCATION, BY SEX OF STUDENT, FIELD OF STUDY, STATE OR OTHER AREA, AND INSTITUTION: AGGREGATE UNITED STATES, 1968-69 --CONTINUED

FIELD OF STUDY, STATE OR OTHER AREA, AND INSTITUTION	BACHELOR'S DEGREES REQUIRING 4 OR 5 YEARS		MASTER'S DEGREES		DOCTOR'S DEGREES (PH.D., ED.D., ETC.)		BACHELOR'S DEGREES REQUIRING 4 OR 5 YEARS		MASTER'S DEGREES		DOCTOR'S DEGREES (PH.D., ED.D., ETC.)	
	2	3	4	5	6	7	2	3	4	5	6	7
	MEN	WOMEN	MEN	WOMEN	MEN	WOMEN	MEN	WOMEN	MEN	WOMEN	MEN	WOMEN
BUSINESS AND COMMERCE, TOTAL	(CONTINUED)											
TEX HUSTON TILLOTSON COLLEGE	5	13	-	-	-	-	-	9	-	-	-	-
TEX INCARNATE WORD COLLEGE	-	4	-	-	-	-	-	11	17	-	-	-
TEX JARVIS CHRISTIAN COLLEGE	2	2	-	-	-	-	-	27	3	-	-	-
TEX LAMAR STATE COL TECH	156	45	11	-	-	-	-	8	9	-	-	-
TEX LETOURNEAU COLLEGE	4	-	-	-	-	-	-	94	9	17	1	-
TEX MARY HARBIN BAYLOR COL	7	7	-	-	-	-	-	-	-	-	-	-
TEX MCHURRY COLLEGE	33	1	-	-	-	-	-	-	18	-	-	-
TEX MIDWESTERN UNIVERSITY	69	21	-	-	-	-	-	26	3	-	-	-
TEX NORTH TEXAS STATE UNIV	478	55	69	4	-	7	-	137	2	41	1	-
TEX OUR LADY OF THE LAKE COL	34	6	-	-	-	-	-	172	2	74	1	-
TEX PAN AMERICAN COLLEGE	26	1	-	-	-	-	-	24	3	-	-	-
TEX RICE UNIVERSITY	89	-	-	-	-	-	-	202	48	11	-	-
TEX ST EDWARDS UNIVERSITY	126	3	19	5	-	-	-	342	7	17	-	-
TEX ST MARYS UNIVERSITY	190	73	34	5	-	-	-	3	3	-	-	-
TEX SAR HOUSTON STATE COL	270	48	97	6	-	-	-	20	20	-	-	-
TEX SOUTHERN METHODIST UNIV	2	1	-	-	-	-	-	16	3	-	-	-
TEX SOUTHWESTERN UNIV COL	20	1	-	-	-	-	-	14	7	-	-	-
TEX SOUTHWEST TEXAS STATE COL	185	12	-	-	-	-	-	43	-	-	-	-
TEX STEPHEN F AUSTIN ST COL	195	40	6	-	-	-	-	110	6	-	-	-
TEX SUL ROSS STATE COLLEGE	15	4	-	-	-	-	-	146	8	4	-	-
TEX TEXAS A & I UNIVERSITY	131	20	20	1	-	-	-	54	4	9	-	-
TEX PRAIRIE VIEW A & M COL	24	17	-	-	-	-	-	38	5	13	-	-
TEX TABLETON STATE COLLEGE	33	1	-	-	-	-	-	19	2	-	-	-
TEX TEXAS A & M UNIVERSITY	322	4	40	-	-	-	-	34	3	-	-	-
TEX TEXAS CHRISTIAN UNIV	199	30	45	-	-	-	-	145	18	6	1	-
TEX TEX LUTH COL MAIN CAMPUS	15	1	-	-	-	-	-	121	18	5	1	-
TEX TEXAS SOUTHERN UNIV	18	26	-	-	-	-	-	527	42	96	4	22
TEX TEXAS TECHNOLOGICAL COL	538	42	58	1	1	1	-	15	6	-	-	-
TEX TEXAS WESLEYAN COLLEGE	77	4	-	-	-	-	-	156	40	17	1	-
TEX TEXAS WOMANS UNIVERSITY	11	11	-	-	-	-	-	38	1	-	-	-
TEX TRINITY UNIVERSITY	19	5	3	1	-	-	-	24	2	-	-	-
TEX UNIV OF CORPUS CHRISTI	-	1	-	-	-	-	-	6	-	-	-	-
TEX UNIVERSITY OF DALLAS	-	-	25	1	-	-	-	17	3	-	-	-
TEX UNIVERSITY OF HOUSTON	374	36	49	3	5	-	-	42	3	-	-	-
TEX UNIV OF TEX AT ARLINGTON	206	18	-	-	-	-	-	14	2	-	-	-
TEX UNIV TEXAS AT AUSTIN	434	80	144	3	23	1	-	56	17	-	-	-
TEX UNIV OF TEXAS AT EL PASO	136	22	-	-	-	-	-	26	1	-	-	-
TEX HAVLAND BAPTIST COLLEGE	117	2	-	-	-	-	-	170	21	3	-	-
TEX WEST TEXAS STATE UNIV	5	9	21	3	-	-	-	94	11	-	-	-
TEX WILEY COLLEGE	21	21	-	-	-	-	-	79	3	-	-	-
UTAH BRIGHAM YOUNG UNIVERSITY	350	31	66	3	-	-	-	18	5	-	-	-
UTAH COLLEGE OF SOUTHERN UNIV	22	1	-	-	-	-	-	86	3	-	-	-
UTAH UNIV OF UTAH	258	20	166	4	3	1	-	54	4	-	-	-
UTAH UNIV OF UTAH MAIN CAMPUS	78	11	30	1	-	-	-	58	6	-	-	-
UTAH WEBER STATE COLLEGE	129	6	-	-	-	-	-	231	13	28	2	-
VT NORWICH UNIVERSITY	54	-	-	-	-	-	-	60	13	-	-	-
VT ST MICHAELS COLLEGE	60	-	-	-	-	-	-	20	-	-	-	-
VT TRINITY COLLEGE	-	5	-	-	-	-	-	15	1	-	-	-
VT UNIV OF VT & ST AGRIC COL	66	1	1	-	-	-	-	43	5	-	-	-
VA BRIDGEMATER COLLEGE	8	3	-	-	-	-	-	19	1	-	-	-
VA COL WM & MARY MAIN CAMPUS	62	3	24	1	-	-	-	-	7	-	-	-
VA LAKELAND COLLEGE	-	-	-	-	-	-	-	26	-	-	-	-
VA MADISON BUSINESS COLLEGE	-	-	-	-	-	-	-	81	-	-	-	-
VA MARQUETTE U ALL CAMPUSES	-	-	-	-	-	-	-	201	15	-	-	-



TABLE 4.--BACHELOR'S, MASTER'S, AND DOCTOR'S DEGREES CONFERRED IN INSTITUTIONS OF HIGHER EDUCATION, BY SEX OF STUDENT, FIELD OF STUDY, STATE OR OTHER AREA, AND INSTITUTION: AGGREGATE UNITED STATES, 1968-69 --CONTINUED

FIELD OF STUDY, STATE OR OTHER AREA, AND INSTITUTION	BACHELOR'S DEGREES REQUIRING 4 OR 5 YEARS		MASTER'S DEGREES		DOCTOR'S DEGREES (PH.D., ED.D., ETC.)		BACHELOR'S DEGREES REQUIRING 4 OR 5 YEARS		MASTER'S DEGREES		DOCTOR'S DEGREES (PH.D., ED.D., ETC.)			
	1	2	3	4	5	6	7	1	2	3	4	5	6	7
	MEN	WOMEN	MEN	WOMEN	MEN	WOMEN	MEN	MEN	WOMEN	MEN	WOMEN	MEN	WOMEN	MEN
(CONTINUED)														
BUSINESS AND COMMERCE, TOTAL														
WIS MILTON COLLEGE	46	3	-	-	-	-	-	-	-	35	3	-	-	-
WIS MT MARY COLLEGE	-	-	3	-	-	-	-	-	-	29	3	-	-	-
WIS NORTHLAND COLLEGE	39	3	-	-	-	-	-	-	-	12	2	-	-	-
WIS ST NORBERT COLLEGE	50	2	-	-	-	-	-	-	-	33	3	-	-	-
WIS U OF WIS MADISON	315	35	-	141	4	7	1	-	-	56	3	-	-	-
WIS U OF WIS MILWAUKEE	155	4	-	36	4	-	-	-	-	19	2	-	-	-
WIS STOUT ST UNIV MAIN CAMPUS	16	27	-	-	-	-	-	-	-	32	3	-	-	-
WIS STATE UNIV EAU CLAIRE	94	13	-	-	-	-	-	-	-	49	3	-	-	-
WIS STATE UNIV LA CROSSE	44	2	-	-	-	-	-	-	-	13	1	-	-	-
WIS STATE UNIV OSHKOSH	116	4	-	-	-	-	-	-	-	32	1	-	-	-
WIS ST U PLATV MAIN CAM	68	4	-	-	-	-	-	-	-	21	2	-	-	-
WIS STATE UNIV RIVER FALLS	13	-	-	-	-	-	-	-	-	3	9	-	-	-
WIS STATE UNIV STEVENS PNT	32	1	-	-	-	-	-	-	-	65	7	-	-	-
WIS STATE UNIV SUPERIOR	46	3	-	-	-	-	-	-	-	38	4	-	-	-
WIS STATE UNIV WHITEMATER	307	23	-	-	-	-	-	-	-	43	3	-	-	-
WYO UNIVERSITY OF WYOMING	92	11	-	15	-	-	-	-	-	20	15	-	-	-
U S AIR FORCE INST TECH	-	-	-	97	2	-	-	-	-	8	5	-	-	-
U S NAVAL POSTGRAD SCHOOL	-	-	-	123	1	-	-	-	-	9	5	-	-	-
GUAM COLLEGE OF GUAM	12	8	-	-	-	-	-	-	-	9	1	-	-	-
P R CATHOLIC UNIV OF P R	121	42	-	-	-	-	-	-	-	302	3	-	-	-
P R COL OF THE SACRED HEART	-	8	-	-	-	-	-	-	-	198	22	-	-	-
P R INTER AMER U PR ALL CAM	116	59	-	67	6	-	-	-	-	85	4	-	-	-
P R U PUERTO RICO ALL CAMPUSES	446	243	-	-	-	-	-	-	-	2	7	-	-	-
BUSINESS AND COMMERCE, GENERAL	38,758	3,466	11,298	4,10	310	8	-	-	-	86	16	-	-	-
ALA ALABAMA A & M COLLEGE	8	5	-	-	-	-	-	-	-	123	12	-	-	-
ALA ALABAMA COLLEGE	65	2	-	-	-	-	-	-	-	167	19	-	-	-
ALA ALABAMA STATE COLLEGE	9	2	-	-	-	-	-	-	-	153	31	-	-	-
ALA ATHENS COLLEGE	56	3	-	-	-	-	-	-	-	95	9	-	-	-
ALA AUBURN UNIV	319	21	-	24	4	-	-	-	-	101	10	-	-	-
ALA BIRMINGHAM SOUTHERN COL	9	1	-	-	-	-	-	-	-	69	16	-	-	-
ALA FLORENCE STATE COLLEGE	22	2	-	-	-	-	-	-	-	348	36	-	-	-
ALA HUNTINGDON COLLEGE	15	1	-	-	-	-	-	-	-	60	15	-	-	-
ALA JACKSONVILLE STATE UNIV	156	12	-	-	-	-	-	-	-	313	14	-	-	-
ALA JOHNSON COLLEGE	-	3	-	-	-	-	-	-	-	23	5	-	-	-
ALA LIVINGSTON UNIVERSITY	59	2	-	-	-	-	-	-	-	28	1	-	-	-
ALA MILES COLLEGE	13	17	-	-	-	-	-	-	-	6	6	-	-	-
ALA MORRIS COLLEGE	5	1	-	-	-	-	-	-	-	63	5	-	-	-
ALA OKMULGEE COLLEGE	4	5	-	-	-	-	-	-	-	2	2	-	-	-
ALA OKMULGEE COLLEGE	21	-	-	-	-	-	-	-	-	8	2	-	-	-
ALA ST BERNARD COLLEGE	-	-	-	-	-	-	-	-	-	22	2	-	-	-
ALA SAMFORD UNIVERSITY	-	-	-	27	4	-	-	-	-	-	4	-	-	-
ALA SPRING HILL COLLEGE	9	9	-	-	-	-	-	-	-	31	-	-	-	-
ALA STILLMAN COLLEGE	5	7	-	-	-	-	-	-	-	1	-	-	-	-
ALA TRINITY ST COL ALL CAMPUSES	33	2	-	-	-	-	-	-	-	19	1	-	-	-
ALA TUSKEGEE INSTITUTE	22	10	-	-	-	-	-	-	-	6	6	-	-	-
ALA UNIV ALABAMA	146	8	-	60	3	18	1	-	-	63	5	-	-	-
ALA UNIV OF SOUTH ALABAMA	33	2	-	-	-	-	-	-	-	2	2	-	-	-
ALAS ALASKA METHODIST UNIV	5	2	-	-	-	-	-	-	-	2	1	-	-	-
ALAS U OF ALAS ALL CAMPUSES	13	1	-	-	-	-	-	-	-	8	2	-	-	-
ARIZ GRAND CANYON COLLEGE	10	3	-	-	-	-	-	-	-	22	2	-	-	-
ARIZ ARIZONA STATE UNIVERSITY	147	17	-	73	2	7	1	-	-	6	6	-	-	-
ARIZ NORTHERN ARIZONA UNIV	49	-	-	-	-	-	-	-	-	41	13	-	-	-
ARIZ UNIVERSITY OF ARIZONA	73	5	-	76	1	-	-	-	-	26	2	-	-	-
ARIZ GRAND CANYON COLLEGE	10	3	-	-	-	-	-	-	-	45	2	-	-	-
ARIZ ST MARYS COL CALIFORNIA	26	5	-	-	-	-	-	-	-	249	2	-	-	-
ARIZ STANFORD UNIVERSITY	45	-	-	-	-	-	-	-	-	6	2	-	-	-
ARIZ TAMU PARADISE COLLEGE	6	-	-	-	-	-	-	-	-	41	13	-	-	-
ARIZ US INTERNATIONAL UNIV	41	-	-	-	-	-	-	-	-	26	2	-	-	-

TABLE 4.--BACHELOR'S, MASTER'S, AND DOCTOR'S DEGREES CONFERRED IN INSTITUTIONS OF HIGHER EDUCATION, BY SEX OF STUDENT, FIELD OF STUDY, STATE OR OTHER AREA, AND INSTITUTION: AGGREGATE UNITED STATES, 1948-69 --CONTINUED

FIELD OF STUDY, STATE OR OTHER AREA, AND INSTITUTION	BACHELOR'S DEGREES REQUIRING 4 OR 5 YEARS		MASTER'S DEGREES		DOCTOR'S DEGREES (PH.D., ED.D., ETC.)		BACHELOR'S DEGREES REQUIRING 4 OR 5 YEARS		MASTER'S DEGREES		DOCTOR'S DEGREES (PH.D., ED.D., ETC.)	
	2	3	4	5	6	7	2	3	4	5	6	7
	MFN	WMEN	MFN	WMEN	MEV	WMEN	MFN	WMEN	MFN	WMEN	MEV	WMEN
(CONTINUED)												
BUSINESS AND COMMERCE, GENERAL												
CAL U OF CAL BERKELEY	220	20	285	15	19	-	-	-	57	7	-	-
CAL U OF CAL IRVINE	3	-	3	-	-	-	-	-	-	-	-	-
CAL U OF CAL LOS ANGELES	51	3	323	12	26	1	-	-	-	-	-	-
CAL U OF CAL SAN DIEGO	24	1	-	-	-	-	-	-	-	-	-	-
CAL U SAN DIEGO COL FOR MEN	16	-	-	-	-	-	-	-	-	-	-	-
CAL U SAN DIEGO COL FOR WOMEN	-	1	-	-	-	-	-	-	-	-	-	-
CAL UNIV OF SAN FRANCISCO	25	3	39	3	-	-	-	-	-	-	-	-
CAL UNIV OF SANTA CLARA	134	10	178	1	-	-	-	-	-	-	-	-
CAL UNIV OF STERN CALIFORNIA	432	34	178	1	13	-	-	-	-	-	-	-
CAL WHITTIER COLLEGE	40	1	-	-	-	-	-	-	-	-	-	-
CAL WOODBURY COLLEGE	52	1	-	-	-	-	-	-	-	-	-	-
CAL ADAMS STATE COLLEGE	45	18	1	2	-	-	-	-	-	-	-	-
COLORADO STATE COLLEGE	26	1	-	-	-	-	-	-	-	-	-	-
COLORADO STATE COLLEGE	15	2	-	-	-	-	-	-	-	-	-	-
COLORADO STATE UNIVERSITY	232	41	15	1	-	-	-	-	-	-	-	-
COLORADO STATE UNIVERSITY	30	2	-	-	-	-	-	-	-	-	-	-
COLORADO STATE COLLEGE	6	3	-	-	-	-	-	-	-	-	-	-
COLORADO STATE COLLEGE	35	2	-	-	-	-	-	-	-	-	-	-
COLORADO STATE COLLEGE	42	2	-	-	-	-	-	-	-	-	-	-
COLORADO STATE COLLEGE	100	6	86	3	7	1	-	-	-	-	-	-
COLORADO STATE COLLEGE	13	4	67	1	-	-	-	-	-	-	-	-
COLORADO STATE COLLEGE	93	3	19	5	-	-	-	-	-	-	-	-
COLORADO STATE COLLEGE	70	1	-	-	-	-	-	-	-	-	-	-
COLORADO STATE COLLEGE	67	1	-	-	-	-	-	-	-	-	-	-
COLORADO STATE COLLEGE	49	4	-	-	-	-	-	-	-	-	-	-
COLORADO STATE COLLEGE	19	1	82	2	-	-	-	-	-	-	-	-
COLORADO STATE COLLEGE	20	2	24	-	-	-	-	-	-	-	-	-
COLORADO STATE COLLEGE	15	1	-	-	-	-	-	-	-	-	-	-
COLORADO STATE COLLEGE	96	3	53	-	-	-	-	-	-	-	-	-
COLORADO STATE COLLEGE	41	3	149	4	4	-	-	-	-	-	-	-
COLORADO STATE COLLEGE	-	14	-	-	-	-	-	-	-	-	-	-
COLORADO STATE COLLEGE	37	1	244	6	21	-	-	-	-	-	-	-
COLORADO STATE COLLEGE	28	11	-	-	-	-	-	-	-	-	-	-
COLORADO STATE COLLEGE	40	1	-	-	-	-	-	-	-	-	-	-
COLORADO STATE COLLEGE	16	2	-	-	-	-	-	-	-	-	-	-
COLORADO STATE COLLEGE	36	4	-	-	-	-	-	-	-	-	-	-
COLORADO STATE COLLEGE	34	1	-	-	-	-	-	-	-	-	-	-
COLORADO STATE COLLEGE	9	1	-	-	-	-	-	-	-	-	-	-
COLORADO STATE COLLEGE	95	4	93	1	-	-	-	-	-	-	-	-
COLORADO STATE COLLEGE	72	3	-	-	-	-	-	-	-	-	-	-
COLORADO STATE COLLEGE	175	4	76	1	-	-	-	-	-	-	-	-
COLORADO STATE COLLEGE	113	3	48	3	3	-	-	-	-	-	-	-
COLORADO STATE COLLEGE	74	3	11	-	-	-	-	-	-	-	-	-
COLORADO STATE COLLEGE	38	4	9	-	-	-	-	-	-	-	-	-
COLORADO STATE COLLEGE	176	8	18	1	-	-	-	-	-	-	-	-
COLORADO STATE COLLEGE	57	1	-	-	-	-	-	-	-	-	-	-
COLORADO STATE COLLEGE	13	5	-	-	-	-	-	-	-	-	-	-
COLORADO STATE COLLEGE	21	1	-	-	-	-	-	-	-	-	-	-



TABLE 4.--BACHELOR'S, MASTER'S, AND DOCTOR'S DEGREES CONFERRED IN INSTITUTIONS OF HIGHER EDUCATION, BY SEX OF STUDENT, FIELD OF STUDY, STATE OR OTHER AREA, AND INSTITUTION: AGGREGATE UNITED STATES, 1968-69--CONTINUED

FIELD OF STUDY, STATE OR OTHER AREA, AND INSTITUTION	BACHELOR'S DEGREES REQUIRING 4 OR 5 YEARS		MASTER'S DEGREES		DOCTOR'S DEGREES (PH.D., ED.D., ETC.)		BACHELOR'S DEGREES REQUIRING 4 OR 5 YEARS		MASTER'S DEGREES		DOCTOR'S DEGREES (PH.D., ED.D., ETC.)		
	1	2	3	4	5	6	7	2	3	4	5	6	7
	MEN		WOMEN		MEN		WOMEN		MEN		WOMEN		MEN
(CONTINUED)													
BUSINESS AND COMMERCE, GENERAL													
ILL STHRN ILL U EDWARDSVIL CAN	107	1	1	3	1	1	1	150	8	7	1	1	1
ILL UNIVERSITY OF CHICAGO	3	1	1	73	1	1	1	31	1	1	1	1	1
ILL UNIV OF ILL URBANA CAMPUS	1	1	1	41	1	1	1	2	1	1	1	1	1
ILL UNIV ILL CHICAGO CIRCLE	1	1	1	2	4	1	1	7	1	1	1	1	1
ILL WESTERN ILLINOIS UNIV	88	15	4	2	4	1	1	11	1	1	1	1	1
ILL WHEATON COLLEGE	17	1	1	1	1	1	1	7	1	1	1	1	1
IND ANDERSON COLLEGE	13	3	1	1	1	1	1	11	1	1	1	1	1
IND BAL STATE UNIVERSITY	110	6	1	66	30	1	1	7	1	1	1	1	1
IND BUTLER UNIVERSITY	52	6	1	30	1	1	1	88	1	1	1	1	1
IND GOSHEN COL & BIBLICAL SEM	5	1	1	1	1	1	1	1	4	1	1	1	1
IND HANOVER COLLEGE	22	1	1	1	1	1	1	12	1	1	1	1	1
IND HUNTINGTON COLLEGE	6	1	1	1	1	1	1	20	1	1	1	1	1
IND INDIANA CENTRAL COLLEGE	26	1	1	1	1	1	1	10	1	1	1	1	1
IND INDIANA STATE UNIVERSITY	12	22	1	24	1	1	1	5	1	1	1	1	1
IND MANCHESTER COLLEGE	18	1	1	1	1	1	1	1	1	1	1	1	1
IND MARIAN COL INDIANAPOLIS	8	1	1	1	1	1	1	133	14	61	2	2	1
IND ST FRANCIS COLLEGE	9	2	1	8	3	1	1	87	10	1	1	1	1
IND ST JOSEPH COL MAIN CAMPUS	31	1	1	1	1	1	1	140	1	54	1	1	1
IND ST JOS COL CALUMET CAMPUS	20	1	1	1	1	1	1	59	1	1	1	1	1
IND ST JOEY OF THE WOODS COL	1	1	1	1	1	1	1	13	5	1	1	1	1
IND TAYLOR UNIVERSITY	9	1	1	1	1	1	1	17	1	1	1	1	1
IND TRI-STATE COLLEGE	66	2	1	1	1	1	1	9	1	1	1	1	1
IND UNIV OF EVANSVILLE	53	2	1	1	1	1	1	11	1	1	1	1	1
IND UNIVERSITY OF NOTRE DAME	99	1	1	42	1	1	1	20	9	9	1	1	1
IND VALPARAISO UNIVERSITY	1	1	1	1	1	1	1	152	9	5	1	1	1
IOWA BRIAR CLIFF COLLEGE	4	3	1	1	1	1	1	25	1	1	1	1	1
IOWA RUENA VISTA COLLEGE	18	1	1	1	1	1	1	11	5	1	1	1	1
IOWA COE COLLEGE	28	1	1	1	1	1	1	29	3	1	1	1	1
IOWA DRAKE UNIVERSITY	69	2	1	1	1	1	1	106	3	1	1	1	1
IOWA GRACELAND COLLEGE	17	1	1	1	1	1	1	167	8	25	3	3	1
IOWA IOWA WESLEYAN COLLEGE	28	2	1	1	1	1	1	14	5	1	1	1	1
IOWA Loras COLLEGE	43	1	1	1	1	1	1	30	2	1	1	1	1
IOWA LUTHER COLLEGE	16	1	1	1	1	1	1	15	1	1	1	1	1
IOWA MARYCREST COLLEGE	15	1	1	1	1	1	1	14	1	1	1	1	1
IOWA MIDWESTERN COLLEGE	15	1	1	1	1	1	1	125	14	29	1	1	1
IOWA MORNINGSTAR COLLEGE	78	3	1	1	1	1	1	84	1	45	2	2	1
IOWA NORTHWESTERN COLLEGE	7	1	1	1	1	1	1	177	12	1	1	1	1
IOWA PARSONS COLLEGE	189	3	1	1	1	1	1	34	1	1	1	1	1
IOWA ST AMAROSE COLLEGE	60	1	1	1	1	1	1	41	1	1	1	1	1
IOWA SIMPSON COLLEGE	32	1	1	1	1	1	1	8	4	1	1	1	1
IOWA UNIV DUBOUQUE MAIN CAMPUS	2	1	1	1	1	1	1	7	1	1	1	1	1
IOWA UNIV OF IOWA	98	2	1	1	1	1	1	163	12	34	5	5	1
IOWA UNIV OF NORTHERN IOWA	50	1	1	1	1	1	1	90	6	42	1	1	1
IOWA UPPER IOWA UNIVERSITY	17	1	1	1	1	1	1	24	7	13	1	1	1
IOWA WARTBURG COLLEGE	30	1	1	1	1	1	1	57	5	15	1	1	1
IOWA WESTMAR COLLEGE	30	3	1	1	1	1	1	31	2	17	2	2	1
KANS BAKER UNIVERSITY	29	1	1	1	1	1	1	45	5	6	1	1	1
KANS BETHANY COLLEGE	3	1	1	1	1	1	1	49	5	1	1	1	1
KANS COLLEGE OF EMPORIA	29	1	1	1	1	1	1	52	3	1	1	1	1
KANS FORT HAYS KANS STATE COL	156	27	20	2	2	1	1	67	35	51	7	7	1
KANS FRIENDS UNIVERSITY	4	1	1	1	1	1	1	20	2	2	1	1	1
KANS KANS ST COL OF PITTSBURG	58	8	1	1	1	1	1	89	2	1	1	1	1
KANS KANS ST CHRIS COL EMPORIA	184	11	1	1	1	1	1	11	5	1	1	1	1

TABLE 4. BACHELOR'S, MASTER'S, AND DOCTOR'S DEGREES CONFERRED IN INSTITUTIONS OF HIGHER EDUCATION, BY SEX OF STUDENT, FIELD OF STUDY, STATE OR OTHER AREA, AND INSTITUTION: AGGREGATE UNITED STATES, 1968-69 --CONTINUED

FIELD OF STUDY, STATE OR OTHER AREA, AND INSTITUTION	BACHELOR'S DEGREES REQUIRING 4 OR 5 YEARS		MASTER'S DEGREES		DOCTOR'S DEGREES (PH.D., ED.D., ETC.)		BACHELOR'S DEGREES REQUIRING 4 OR 5 YEARS		MASTER'S DEGREES		DOCTOR'S DEGREES (PH.D., ED.D., ETC.)			
	1	2	3	4	5	6	7	1	2	3	4	5	6	7
	1	2	3	4	5	6	7	1	2	3	4	5	6	7
(CONTINUED)														
BUSINESS AND COMMERCE, GENERAL														
ME HUSSON COLLEGE	179	4												
ME MASSON COLLEGE	16													
ME RICKER COLLEGE	19													
ME THOMAS COLLEGE	21													
ME UNIV MAINE ALL CAMPUSES	114	12		28	1									
MD BALTIMORE COL OF COMMERCE	49	3												
MD COLUMBIA UNION COLLEGE	33	3												
MD EASTERN COLLEGE	20	3												
MD JOHNS HOPKINS U ALL CAM	53													
MD LOYOLA COLLEGE	88	2		1										
MD MORGAN STATE COLLEGE	10	11												
MD TOMSON STATE COLLEGE	10	1												
MD UNIVERSITY OF BALTIMORE	291	3												
MD UNIV MD MAIN CAMPUS	163	7		17										
MD UNIV OF MARYLAND ST COL	163	3				3								
MASS AFRICAN INTERNATL COL	70	1		20	1									
MASS ATLANTIC UNION COLLEGE	3													
MASS AUGUSTINIAN COL MERMACK VLY	27													
MASS BOSTON COLLEGE	133			97	1									
MASS BOSTON COLLEGE	28			68	1									
MASS BOSTON UNIVERSITY	1	1		95	4									
MASS CARDINAL CUSHING COL INC	6			6										
MASS CLARK UNIVERSITY	25	1												
MASS CURRY COLLEGE	56	1												
MASS HARVARD UNIVERSITY				513	12									
MASS LOWELL TECHNOLOGICAL INST	31	1												
MASS MASS INST OF TECHNOLOGY	52	1		130	2									
MASS STATE COL AT SALEM	15	41												
MASS NICHOLS COL OF BUS ADM	39													
MASS NORTHEASTERN UNIVERSITY				205	4									
MASS SIMMONS COLLEGE		23												
MASS STEPHEN MASS TECH INST	42													
MASS STONEHILL COLLEGE	29	1												
MASS SUFFOLK UNIV ALL CAMPUSES	19			92										
MASS UNIV MASS AMHERST CAMPUS	147	4		45										
MASS WESTERN NEW ENGLAND COL	75	1		82	1									
MICH ADRIAN COLLEGE	44	1												
MICH ALMA COLLEGE	22	1												
MICH ANDREWS UNIVERSITY	23			7										
MICH AQUINAS COLLEGE	21	1												
MICH CENTRAL MICHIGAN UNIV	114	6		113										
MICH CLEARY COLLEGE	52													
MICH DETROIT COL OF BUSINESS	44													
MICH DETROIT INSTITUTE OF TECH	32													
MICH EASTERN MICHIGAN UNIV	56	2		19	2									
MICH FERPIS STATE COLLEGE	165	2												
MICH HILLSDALE COLLEGE	45	3												
MICH HOPE COLLEGE	23													
MICH MARYGROVE COLLEGE	7	3												
MICH MICHIGAN LUTHERAN COLLEGE														
MICH ST UNIV ALL CAMPUSES	185	3		80	1									
MICH TECH U MAIN CAMPUS	80	1		13										
MICH TECH U LK SUP ST COL	21	3												



TABLE 4.--BACHELOR'S, MASTER'S, AND DOCTOR'S DEGREES CONFERRED IN INSTITUTIONS OF HIGHER EDUCATION, BY SEX OF STUDENT, FIELD OF STUDY, STATE OR OTHER AREA, AND INSTITUTION: AGGREGATE UNITED STATES, 1968-69 --CONTINUED

Table with columns for BACHELOR'S DEGREES, MASTER'S DEGREES, DOCTOR'S DEGREES, and their respective counts for men and women. Includes sub-sections for BUSINESS AND COMMERCE, GENERAL and (CONTINUED).

FIELD OF STUDY, STATE OR OTHER AREA, AND INSTITUTION	BACHELOR'S DEGREES REQUIRING 4 OR 5 YEARS		MASTER'S DEGREES		DOCTOR'S DEGREES (PH.D., ED.D., ETC.)	
	2	3	4	5	6	7
	1	1	1	1	1	1
BUSINESS AND COMMERCE, GENERAL						
N C MARS HILL COLLEGE	33	6	-	-	-	-
N C MEREDITH COLLEGE	-	6	-	-	-	-
N C METHODIST COLLEGE	65	5	-	-	-	-
N C N C AG & TECH STATE UNIV	37	24	-	-	-	-
N C N C COLLEGE AT DURHAM	14	7	3	1	-	-
N C PEMBROKE STATE COL	49	3	-	-	-	-
N C PEPPER COLLEGE	20	4	-	-	-	-
N C ST ANDREWS PRESBY COL	13	5	-	-	-	-
N C ST AUGUSTINES COL	14	5	-	-	-	-
N C SHAW UNIVERSITY	10	3	-	-	-	-
N C UNIV OF NC AT CHAPEL HILL	284	12	38	2	13	-
N C UNIV OF NC AT CHARLOTTE	37	-	-	-	-	-
N C WESTERN CAROLINA UNIV	181	11	-	-	-	-
N C WILMINGTON COLLEGE	30	3	-	-	-	-
N D DICKINSON STATE COLLEGE	17	-	-	-	-	-
N D JAMESTOWN COLLEGE	7	-	-	-	-	-
N D MINOT STATE COLLEGE	32	-	-	-	-	-
N D UNIV N DAK MAIN CAMPUS	104	2	-	-	-	-
N D ANTIOCH COL MAIN CAMPUS	4	2	-	-	-	-
N D ASHLAND COLLEGE	20	1	-	-	-	-
N D BALDWIN-WALLACE COLLEGE	68	3	-	-	-	-
N D BLISS COLLEGE	77	-	-	-	-	-
N D RUFFIN COLLEGE	18	1	-	-	-	-
N D ROWLING GRN ST U ALL CAM	174	7	58	2	-	-
N D CAPITAL UNIVERSITY	79	1	-	-	-	-
N D CASE WESTERN RESERVE UNIV	7	-	95	1	-	-
N D CEMARVILLE COLLEGE	16	4	-	-	-	-
N D CENTRAL STATE UNIVERSITY	38	10	-	-	-	-
N D CLEVELAND STATE UNIV	49	3	-	-	-	-
N D COL MT ST JOSEPH ON OHIO	-	1	-	-	-	-
N D COLLEGE OF STEUBENVILLE	36	2	-	-	-	-
N D DEFIANCE COLLEGE	29	2	-	-	-	-
N D DYKE COLLEGE	16	-	-	-	-	-
N D FINDLAY COLLEGE	15	-	-	-	-	-
N D FRANKLIN UNIVERSITY	113	2	-	-	-	-
N D JOHN CARROLL UNIVERSITY	37	-	-	-	-	-
N D KENT ST UNIV MAIN CAMPUS	112	-	40	2	-	-
N D KARETTA COLLEGE	32	4	-	-	-	-
N D MIAMI UNIV ALL CAMPUSES	54	4	-	-	-	-
N D NOTRE DAME COLLEGE	-	2	-	-	-	-
N D OHIO DOMINICAN COL	13	3	-	-	-	-
N D OHIO NTHRN U ALL CAMPUSES	58	6	-	-	-	-
N D OHIO UNIV ALL CAMPUSES	419	21	16	1	-	-
N D OHIO WESLEYAN UNIVERSITY	80	4	-	-	-	-
N D OTTERBEIN COLLEGE	11	-	-	-	-	-
N D TIFFIN UNIVERSITY	28	1	-	-	-	-
N D UNIVERSITY OF AKRON	100	2	26	1	-	-
N D UNIVERSITY OF CINCINNATI MAIN CAMPUS	78	1	21	1	-	-
N D UNIVERSITY OF DAYTON	120	3	120	2	-	-
N D UNIVERSITY OF TOLEDO	65	6	6	-	-	-
N D URRAMA COLLEGE	7	-	-	-	-	-
N D WALSH COLLEGE	15	1	-	-	-	-
N D WILBERFORCE UNIVERSITY	8	1	-	-	-	-
(CONTINUED)						
BUSINESS AND COMMERCE, GENERAL						
OHIO HITTENBERG UNIVERSITY	59	6	-	-	-	-
OHIO WRIGHT STATE UNIVERSITY	23	1	6	-	-	-
OHIO XAVIER UNIVERSITY	30	1	36	-	-	-
OHIO YOUNGSTOWN ST UNIVERSITY	93	3	-	-	-	-
OKLA BETHANY NAZARENE COLLEGE	22	5	-	-	-	-
OKLA CENTRAL STATE COLLEGE	114	7	-	-	-	-
OKLA EAST CENTRAL STATE COL	13	-	-	-	-	-
OKLA LANGSTON UNIVERSITY	4	3	-	-	-	-
OKLA NORTHEASTERN STATE COL	53	3	-	-	-	-
OKLA NORTHWESTERN STATE COL	18	1	-	-	-	-
OKLA OKLAHOMA BAPTIST UNIV	11	-	-	-	-	-
OKLA OKLAHOMA CHRISTIAN COL	22	1	-	-	-	-
OKLA OKLAHOMA CITY UNIVERSITY	32	2	37	1	-	-
OKLA OKLA COL OF LIBERAL ARTS	15	9	-	-	-	-
OKLA OKLA PANHANDLE STATE COL	30	4	-	-	-	-
OKLA OKLA ST UNIV MAIN CAMPUS	85	30	13	1	-	-
OKLA ORAL ROBERTS UNIVERSITY	14	-	-	-	-	-
OKLA PHILLIPS UNIVERSITY	17	1	-	-	-	-
OKLA SOUTHEASTERN STATE COL	29	-	-	-	-	-
OKLA SOUTHWESTERN STATE COL	73	12	-	-	-	-
OKLA UNIV OKLA ALL CAMPUSES	4	4	37	3	1	-
OKLA UNIVERSITY OF TULSA	52	1	8	-	-	-
OREG CASCADE COLLEGE	1	-	-	-	-	-
OREG EASTERN OREGON COLLEGE	29	1	-	-	-	-
OREG GEORGE FOX COLLEGE	8	-	-	-	-	-
OREG LEWIS & CLARK COLLEGE	11	20	-	-	-	-
OREG LINFIELD COLLEGE	44	-	-	-	-	-
OREG OREGON STATE UNIVERSITY	258	20	28	-	-	-
OREG PACIFIC UNIVERSITY	15	-	-	-	-	-
OREG PORTLAND STATE COLLEGE	217	34	6	-	-	-
OREG SOUTHERN OREGON COLLEGE	99	4	-	-	-	-
OREG UNIVERSITY OF PORTLAND	-	7	-	-	-	-
PA ALLIANCE COLLEGE	16	-	-	-	-	-
PA BUCKNELL UNIVERSITY	52	2	7	-	-	-
PA DELAWARE VLY COL SCI & AG	30	-	-	-	-	-
PA Drexel Inst of Technology	274	36	113	3	-	-
PA DUQUESNE UNIVERSITY	-	20	1	-	-	-
PA ELIZABETHTOWN COLLEGE	50	2	-	-	-	-
PA FRANKLIN & MARSHALL COL	17	-	-	-	-	-
PA GANNON COLLEGE	40	-	-	-	-	-
PA GENEVA COLLEGE	32	-	-	-	-	-
PA GETTYSBURG COLLEGE	52	1	-	-	-	-
PA GROVE CITY COLLEGE	29	1	-	-	-	-
PA INDIANA U OF PA ALL CAM	29	6	-	-	-	-
PA JUNIATA COLLEGE	6	-	-	-	-	-
PA KINGS COLLEGE	42	-	-	-	-	-
PA LA SALLE COLLEGE	75	-	-	-	-	-
PA LEBANON VALLEY COLLEGE	15	3	-	-	-	-
PA LEHIGH UNIVERSITY	30	63	-	-	-	-
PA LYCOMING COLLEGE	35	-	-	-	-	-
PA MARYWOOD COLLEGE	2	-	-	-	-	-
PA MERCYHURST COLLEGE	-	7	-	-	-	-



TABLE 4.--BACHELOR'S, MASTER'S, AND DOCTOR'S DEGREES CONFERRED IN INSTITUTIONS OF HIGHER EDUCATION, BY SEX OF STUDENT, FIELD OF STUDY, STATE OR OTHER AREA, AND INSTITUTION: AGGREGATE UNITED STATES, 1968-69 --CONTINUED

FIELD OF STUDY, STATE OR OTHER AREA, AND INSTITUTION	BACHELOR'S DEGREES REQUIRING 4 OR 5 YEARS		MASTER'S DEGREES		DOCTOR'S DEGREES (PH.D., ED.D., ETC.)		BACHELOR'S DEGREES REQUIRING 4 OR 5 YEARS		MASTER'S DEGREES		DOCTOR'S DEGREES (PH.D., ED.D., ETC.)	
	2	3	4	5	6	7	2	3	4	5	6	7
	1	1	1	1	1	1	1	1	1	1	1	1
(CONTINUED)												
BUSINESS AND COMMERCE, GENERAL												
PA MORAVIAN COL MAIN CAMPUS	44	-	-	-	-	-	-	91	1	17	1	-
PA BLOOMSBURG STATE COLLEGE	10	-	-	-	-	-	5	4	-	-	-	-
PA CLARION ST COL MAIN CAMPUS	9	-	-	-	-	-	-	-	-	-	-	-
PA PENN ST UNIV ALL CAMPUSES	68	3	48	-	6	-	11	8	-	-	-	-
PA PHILA COL TEXTILES & SCI	108	1	-	-	-	-	43	4	-	-	-	-
PA POINT PARK COLLEGE	76	-	-	-	-	-	9	2	-	-	-	-
PA ST FRANCIS COLLEGE	34	1	-	-	-	-	12	1	-	-	-	-
PA ST JOSEPH COLLEGE	131	4	-	-	-	-	92	1	-	-	-	-
PA TEMPLE UNIVERSITY	98	8	-	-	-	-	27	4	-	-	-	-
PA THIEL COLLEGE	28	5	-	-	-	-	5	4	-	-	-	-
PA UNIV PITTSBG ALL CAMPUSES	74	3	163	-	4	-	28	12	-	-	-	-
PA UNIVERSITY OF SCRANTON	48	-	10	-	-	-	86	3	-	-	-	-
PA WILKES COLLEGE	1	-	-	-	-	-	15	1	-	-	-	-
PA VILLANOVA UNIVERSITY	53	1	-	-	-	-	7	2	-	-	-	-
PA WYNEBURG COLLEGE	57	3	-	-	-	-	17	1	-	-	-	-
PA WESTMINSTER COLLEGE	48	4	-	-	-	-	9	5	-	-	-	-
PA WILKES COLLEGE OF BUS ADM	62	6	-	-	-	-	80	5	-	-	-	-
RI BRYANT COLLEGE OF BUS ADM	267	7	-	-	-	-	34	3	-	-	-	-
RI PROVIDENCE COLLEGE	75	-	-	-	-	-	6	-	-	-	-	-
RI UNIV RT ALL CAMPUSES	100	8	47	1	-	-	31	2	-	-	-	-
S C ALLEN UNIVERSITY	6	4	-	-	-	-	44	14	-	-	-	-
S C BENEDICT COLLEGE	9	8	-	-	-	-	10	3	-	-	-	-
S C BAPTIST COL OF CHARLESTON	29	1	-	-	-	-	12	4	-	-	-	-
S C CENTRAL WESLEYAN COLLEGE	4	2	-	-	-	-	63	10	-	-	-	-
S C CITADEL MILITARY COL S C	133	-	-	-	-	-	12	4	-	-	-	-
S C COKER COLLEGE FOR WOMEN	-	8	-	-	-	-	10	1	-	-	-	-
S C FRISKNE COLLEGE	31	2	-	-	-	-	72	17	-	-	-	-
S C FURMAN UNIVERSITY	67	4	-	-	-	-	24	2	-	-	-	-
S C LANDER COLLEGE	22	2	-	-	-	-	4	4	-	-	-	-
S C LIMESTONE COLLEGE	14	4	-	-	-	-	3	8	-	-	-	-
S C MERRERY COLLEGE	33	-	-	-	-	-	3	8	-	-	-	-
S C PRESBYTERIAN COLLEGE	37	-	-	-	-	-	5	13	-	-	-	-
S C SOUTH CAROLINA ST COLLEGE	4	11	-	-	-	-	2	-	-	-	-	-
S C UNIV S C ALL CAMPUSES	85	18	54	-	1	-	46	2	-	-	-	-
S C VIRGHS COLLEGE	10	20	-	-	-	-	46	-	11	-	-	-
S C WINTHROP COLLEGE	-	70	-	-	-	-	4	7	-	-	-	-
S D AUGUSTANA COLLEGE	36	1	-	-	-	-	7	7	-	-	-	-
S D BLACK HILLS STATE COLLEGE	37	6	-	-	-	-	8	8	-	-	-	-
S D DAKOTA WESLEYAN UNIV	21	3	-	-	-	-	46	2	-	-	-	-
S D GEN READLE STATE COLLEGE	17	1	-	-	-	-	49	-	-	-	-	-
S D HURON COLLEGE	13	-	-	-	-	-	20	10	-	-	-	-
S D MATL COLLEGE OF BUSINESS	5	5	-	-	-	-	18	1	-	-	-	-
S D NORTHERN STATE COLLEGE	90	5	-	-	-	-	30	-	-	-	-	-
S D SIOUX FALLS COLLEGE	25	4	-	-	-	-	190	73	-	-	-	-
S D SOUTHERN STATE COLLEGE	16	2	-	-	-	-	13	3	-	-	-	-
S D UNIVERSITY SOUTH DAKOTA	45	2	14	-	-	-	7	1	-	-	-	-
S D YANCKTON COLLEGE	19	-	-	-	-	-	183	12	-	-	-	-
TENN AUSTIN PEAY STATE UNIV	28	3	-	-	-	-	150	14	-	-	-	-
TENN BELMONT COLLEGE	32	5	-	-	-	-	15	4	-	-	-	-
TENN BETHEL COLLEGE	69	4	-	-	-	-	72	8	-	-	-	-
TENN CARSON NEWMAN COLLEGE	14	5	-	-	-	-	20	1	-	-	-	-
TENN CHRISTIAN BROTHERS COL	1	-	-	-	-	-	33	1	-	-	-	-
TENN DAVID LIPSCOMB COLLEGE	34	-	-	-	-	-	1	1	-	-	-	-

TABLE 4.--BACHELOR'S, MASTER'S, AND DOCTOR'S DEGREES CONFERRED IN INSTITUTIONS OF HIGHER EDUCATION, BY SEX OF STUDENT, FIELD OF STUDY, STATE OR OTHER AREA, AND INSTITUTION: AGGREGATE UNITED STATES, 1968-69 --CONTINUED

FIELD OF STUDY, STATE OR OTHER AREA, AND INSTITUTION	BACHELOR'S DEGREES REQUIRING 4 OR 5 YEARS		MASTER'S DEGREES		DOCTOR'S DEGREES (PH.D., ED.D., ETC.)		BACHELOR'S DEGREES REQUIRING 4 OR 5 YEARS		MASTER'S DEGREES		DOCTOR'S DEGREES (PH.D., ED.D., ETC.)	
	2	3	4	5	6	7	2	3	4	5	6	7
	MEN		WOMEN		MEN		WOMEN		MEN		WOMEN	
(CONTINUED)												
BUSINESS AND COMMERCE, GENERAL												
TEX TEXAS A & M UNIVERSITY	89	11	32	1	1	1	12	1	1	1	1	1
TEX TEXAS CHRISTIAN UNIV	159	1	44	1	1	1	142	11	17	1	1	1
TEX TEX LUTH COL MAIN CAMPUS	6	1	1	1	1	1	29	2	1	1	1	1
TEX TEXAS SOUTHERN UNIV	11	1	1	1	1	1	24	2	1	1	1	1
TEX TEXAS TECHNOLOGICAL COL	1	1	1	1	1	1	6	1	1	1	1	1
TEX TEXAS WESLEYAN COLLEGE	52	3	1	1	1	1	13	1	1	1	1	1
TEX TEXAS WOMANS UNIVERSITY	19	5	3	1	1	1	9	1	1	1	1	1
TEX TRINITY UNIVERSITY	12	1	1	1	1	1	14	1	1	1	1	1
TEX UNIV OF CORPUS CHRISTI	1	1	1	1	1	1	56	15	1	1	1	1
TEX UNIVERSITY OF DALLAS	23	1	1	1	1	1	26	1	1	1	1	1
TEX UNIVERSITY OF HOUSTON	192	9	29	1	1	1	45	3	1	1	1	1
TEX UNIV OF TEX AT ARLINGTON	134	10	34	1	1	1	96	11	1	1	1	1
TEX UNIV TEXAS AT AUSTIN	42	11	1	1	1	1	79	3	1	1	1	1
TEX UNIV OF TEXAS AT EL PASO	104	15	1	1	1	1	9	1	1	1	1	1
TEX WAYLAND BAPTIST COLLEGE	1	2	1	1	1	1	17	1	1	1	1	1
TEX WEST TEXAS STATE UNIV	28	1	21	3	1	1	22	2	1	1	1	1
TEX WILSON COLLEGE	5	1	1	1	1	1	58	6	1	1	1	1
UTAH BRIGHAM YOUNG UNIVERSITY	194	2	41	1	1	1	134	7	28	2	1	1
UTAH COLLEGE OF SOUTHERN UTAH	13	1	1	1	1	1	60	13	1	1	1	1
UTAH UNIV OF UTAH	78	3	145	4	3	1	15	1	1	1	1	1
UTAH UNIV ST UNIV MAIN CAMPUS	9	1	24	1	1	1	19	1	1	1	1	1
UTAH HEREG STATE COLLEGE	74	1	1	1	1	1	26	1	1	1	1	1
VT NORWICH UNIVERSITY	54	1	1	1	1	1	43	5	1	1	1	1
VT ST MICHAELS COLLEGE	60	1	1	1	1	1	19	1	1	1	1	1
VT UNIV OF VT & ST AGRIC COL	1	1	1	1	1	1	1	1	1	1	1	1
VA RIDGEMONT COLLEGE	8	3	1	1	1	1	1	1	1	1	1	1
VA COL WM & MARY MAIN CAMPUS	49	3	24	1	1	1	33	1	1	1	1	1
VA EASTERN MENNONITE COLLEGE	9	1	1	1	1	1	44	2	1	1	1	1
VA HAMPTON INSTITUTE	14	1	1	1	1	1	5	1	1	1	1	1
VA LYNCHBURG COLLEGE	27	3	1	1	1	1	16	2	1	1	1	1
VA MADISON COLLEGE	1	5	1	1	1	1	1	1	1	1	1	1
VA OLD DOMINION COLLEGE	47	4	17	1	1	1	33	7	1	1	1	1
VA RADFORD COLLEGE	1	18	1	1	1	1	69	2	1	1	1	1
VA ROANOKE COLLEGE	26	3	1	1	1	1	92	2	1	1	1	1
VA UNIVERSITY OF RICHMOND	10	1	41	1	1	1	74	1	1	1	1	1
VA UNIV VIRGINIA MAIN CAMPUS	72	2	74	1	1	1	63	3	1	1	1	1
VA UNIV VA GEO MASON COLLEGE	24	3	34	11	1	1	13	1	1	1	1	1
VA VA COMMONWALTH UNIV ALL CAM	117	6	12	1	1	1	32	1	1	1	1	1
VA VIRGINIA POLY INSTITUTE	197	3	12	1	1	1	28	2	1	1	1	1
VA VIRGINIA SEMINARY & COL	1	3	1	1	1	1	92	6	10	1	1	1
VA VA STATE COL MAIN CAMPUS	19	11	1	1	1	1	70	6	123	1	1	1
VA VA STATE COL NORFOLK DIV	10	1	1	1	1	1	11	6	1	1	1	1
VA VIRGINIA JONIA UNIVERSITY	7	3	1	1	1	1	121	25	1	1	1	1
VA WASHINGTON & LEE UNIV	40	1	1	1	1	1	110	57	67	6	1	1
WASH CENTRAL WASHINGTON ST COL	110	6	1	1	1	1	277	96	1	1	1	1
WASH EASTERN WASHINGTON ST COL	82	7	9	1	1	1	18,561	1,622	1,254	79	38	2
WASH GONZAGA UNIVERSITY	38	5	13	1	1	1	7	6	1	1	1	1
WASH PACIFIC LUTHERAN UNIV	15	1	1	1	1	1	71	3	1	1	1	1
WASH SEATTLE PACIFIC COLLEGE	34	3	1	1	1	1	1	1	1	1	1	1
WASH SEATTLE UNIVERSITY	65	4	6	1	1	1	1	1	1	1	1	1
WASH UNIV OF PUGET SOUND	121	18	5	1	1	1	1	1	1	1	1	1
WASH UNIVERSITY OF WASHINGTON	160	14	96	4	22	1	1	1	1	1	1	1

TABLE 4.--BACHELORS, MASTERS, AND DOCTOR'S DEGREES CONFERRED IN INSTITUTIONS OF HIGHER EDUCATION, BY SEX OF STUDENT, FIELD OF STUDY, STATE OR OTHER AREA, AND INSTITUTION: AGGREGATE UNITED STATES, 1968-69 --CONTINUED

FIELD OF STUDY, STATE OR OTHER AREA, AND INSTITUTION	BACHELOR'S DEGREES REQUIRING 4 OR 5 YEARS		MASTER'S DEGREES		DOCTOR'S DEGREES (P.H.D., ED.D., ETC.)		BACHELOR'S DEGREES REQUIRING 4 OR 5 YEARS		MASTER'S DEGREES		DOCTOR'S DEGREES (P.H.D., ED.D., ETC.)	
	2	3	4	5	6	7	2	3	4	5	6	7
	1	1	1	1	1	1	1	1	1	1	1	1
ACCOUNTING												
ALA JACKSONVILLE STATE UNIV	33	-	-	-	-	-	18	1	-	-	-	-
ALA OAKWOOD COLLEGE	3	-	-	-	-	-	47	2	-	-	-	-
ALA ST BERNARD COLLEGE	4	2	-	-	-	-	-	-	-	-	-	-
ALA SANFORD UNIVERSITY	24	1	-	-	-	-	8	2	-	-	-	-
ALA SPRING HILL COLLEGE	11	2	-	-	-	-	40	3	10	-	-	-
ALA TROY ST COL ALL CAMPUSES	50	1	-	-	-	-	52	2	-	-	-	-
ALA UNIV ALABAMA MAIN CAMPUS	66	4	-	-	-	-	12	5	-	-	-	-
ALA UNIV OF SOUTH ALABAMA	11	2	-	-	-	-	33	2	-	-	-	-
ALAS U OF ALAS ALL CAMPUSES	8	-	-	-	-	-	26	2	-	-	-	-
ARIZ ARIZONA STATE UNIVERSITY	74	10	-	-	-	-	61	6	-	-	-	-
ARIZ NORTHERN ARIZONA UNIV	25	7	-	-	-	-	21	1	-	-	-	-
ARIZ UNIVERSITY OF ARIZONA	46	5	-	-	-	-	22	2	-	-	-	-
ARK ARKANSAS A & M COLLEGE	6	2	-	-	-	-	7	2	-	-	-	-
ARK ARKANSAS M & N COL	3	1	-	-	-	-	6	1	-	-	-	-
ARK ARKANSAS POLYTECHNIC COL	20	5	-	-	-	-	21	1	-	-	-	-
ARK ARK ST UNIV ALL CAMPUSES	22	1	-	-	-	-	22	4	7	-	-	-
ARK HARDING COL MAIN CAMPUS	15	5	-	-	-	-	19	15	-	-	-	-
ARK HENDERSON STATE COLLEGE	15	5	-	-	-	-	18	2	-	-	-	-
ARK LITTLE ROCK UNIVERSITY	20	4	-	-	-	-	7	-	-	-	-	-
ARK MIAMIHTA BAPTIST UNIV	5	2	-	-	-	-	52	2	-	-	-	-
ARK SOUTHERN STATE COLLEGE	24	3	-	-	-	-	8	1	-	-	-	-
ARK STATE COLLEGE OF ARK	15	2	-	-	-	-	22	-	-	-	-	-
ARK UNIV ARK MAIN CAMPUS	54	8	-	-	-	-	1	-	-	-	-	-
CAL ARKSTRONG COL	24	2	-	-	-	-	7	2	-	-	-	-
CAL CALIF STATE COL LONG BCH	107	17	-	-	-	-	47	10	-	-	-	-
CAL CALIF STATE COL LOS ANGLS	143	24	-	-	-	-	93	6	16	1	-	-
CAL CAL ST ONLY COL PIRIMIA	41	6	-	-	-	-	98	3	-	-	-	-
CAL CRECH STAFF COLLEGE	2	-	-	-	-	-	76	1	-	-	-	-
CAL FRESNO ST COL MAIN CAMPUS	37	8	-	-	-	-	40	4	-	-	-	-
CAL SACRAMENTO STATE COLLEGE	49	8	-	-	-	-	14	4	-	-	-	-
CAL SAN DIEGO ST COL MAIN CAM	117	12	-	-	-	-	106	19	12	1	-	-
CAL SAN FRANCISCO STATE COL	42	11	-	-	-	-	2	-	-	-	-	-
CAL SAN JOSE STATE COLLEGE	111	13	-	-	-	-	6	2	-	-	-	-
CAL SULLY STATE COLLEGE	94	9	-	-	-	-	1	2	-	-	-	-
CAL U OF CAL LOS ANGELES	22	1	-	-	-	-	16	4	-	-	-	-
CAL U SAN DIEGO COL FOR MEN	6	-	-	-	-	-	85	4	20	-	-	-
CAL UNIV OF SAN FRANCISCO	40	4	-	-	-	-	3	1	-	-	-	-
CAL UNIV OF STARN CALIFORNIA	-	-	-	-	-	-	5	4	-	-	-	-
CAL WOODBURY COLLEGE	54	5	-	-	-	-	102	12	9	1	-	-
CAL ADAMS STATE COLLEGE	3	-	-	-	-	-	17	1	-	-	-	-
CALO COLORADO STATE COLLEGE	20	2	-	-	-	-	8	1	-	-	-	-
CALO FORT LEWIS COLLEGE	6	2	-	-	-	-	2	-	-	-	-	-
CALO REGIS COLLEGE	10	-	-	-	-	-	67	19	-	-	-	-
CALO SOUTHERN COLORADO ST COL	22	2	-	-	-	-	12	1	-	-	-	-
COLORADO UNIV GOLD ALL CAMPUSES	72	16	-	-	-	-	30	3	-	-	-	-
COLORADO UNIVERSITY OF DENVER	75	7	-	-	-	-	37	1	1	-	-	-
COLORADO STATE COL COLORADO	10	3	-	-	-	-	23	1	-	-	-	-
COLORADO STATE COLLEGE	-	-	-	-	-	-	10	-	-	-	-	-
CONN FAIRFIELD UNIVERSITY	23	-	-	-	-	-	29	3	-	-	-	-
CONN UNIV CONN ALL CAMPUSES	24	1	-	-	-	-	1	1	-	-	-	-
CONN UNIV OF HARTFORD	27	2	-	-	-	-	37	1	1	-	-	-
CONN UNIV CONN STATE COLLEGE	12	5	-	-	-	-	125	6	30	-	-	-
CONN UNIV OF DELAWARE	33	2	-	-	-	-	62	1	-	-	-	-
CONN AMERICAN UNIVERSITY	26	2	-	-	-	-	10	1	-	-	-	-
CONN BENJAMIN FRANKLIN UNIV	61	6	-	-	-	-	1	-	-	-	-	-
CONN GALLAUDET COLLEGE	7	2	-	-	-	-	1	-	-	-	-	-
CONN GEORGETOWN UNIVERSITY	21	1	-	-	-	-	2	-	-	-	-	-
CONN GEORGE WASHINGTON UNIV	22	4	-	-	-	-	2	-	-	-	-	-
CONN HOWARD UNIVERSITY	19	15	-	-	-	-	2	-	-	-	-	-
CONN SOUTHEASTERN UNIVERSITY	18	2	-	-	-	-	7	-	-	-	-	-
CONN RISCAYNE COLLEGE INC	7	-	-	-	-	-	2	-	-	-	-	-
CONN DRAKE COL OF FLORIDA	52	2	-	-	-	-	2	-	-	-	-	-
FLA FLORIDA SOUTHERN COLLEGE	8	1	-	-	-	-	8	1	-	-	-	-
FLA JACKSONVILLE UNIVERSITY	22	-	-	-	-	-	22	-	-	-	-	-
FLA JONES COLLEGE MAIN CAMPUS	1	-	-	-	-	-	1	-	-	-	-	-
FLA FLORIDA A & M UNIVERSITY	7	-	-	-	-	-	7	2	-	-	-	-
FLA FLORIDA ATLANTIC UNIV	47	10	-	-	-	-	47	10	-	-	-	-
FLA FLORIDA STATE UNIVERSITY	93	6	-	-	-	-	16	4	-	-	-	-
FLA UNIVERSITY OF FLORIDA	98	7	-	-	-	-	6	1	-	-	-	-
FLA UNIV OF SOUTH FLORIDA	76	1	-	-	-	-	7	1	-	-	-	-
FLA UNIV OF WEST FLORIDA	40	4	-	-	-	-	4	-	-	-	-	-
FLA STETSON UNIVERSITY	14	4	-	-	-	-	14	4	-	-	-	-
FLA UNIVERSITY OF MIAMI	106	19	-	-	-	-	106	19	12	1	-	-
FLA UNIVERSITY OF TAMPA	2	-	-	-	-	-	2	-	-	-	-	-
GA ARKSTRONG STATE COLLEGE	6	-	-	-	-	-	1	2	-	-	-	-
GA GEORGIA COLLEGE	1	-	-	-	-	-	16	4	-	-	-	-
GA GEORGIA SOUTHERN COLLEGE	16	4	-	-	-	-	85	4	20	-	-	-
GA GEORGIA STATE COLLEGE	45	4	-	-	-	-	3	1	-	-	-	-
GA MORRIS BROWN COLLEGE	3	1	-	-	-	-	5	4	-	-	-	-
GA SAVANNAH STATE COLLEGE	5	4	-	-	-	-	102	12	9	1	-	-
GA UNIVERSITY OF GEORGIA	102	12	-	-	-	-	17	1	-	-	-	-
GA VALDOSTA STATE COLLEGE	17	1	-	-	-	-	8	1	-	-	-	-
HAWAII CHAMBERLAIN COL OF HONOLULU	8	1	-	-	-	-	2	-	-	-	-	-
HAWAII COLLEGE OF HAWAII	2	-	-	-	-	-	67	19	-	-	-	-
HAWAII UNIV HAWAII MAIN CAMPUS	67	19	-	-	-	-	12	1	-	-	-	-
IDA ARNOLD STATE COLLEGE	12	1	-	-	-	-	2	-	-	-	-	-
IDA COLLEGE OF IDAHO	2	-	-	-	-	-	30	3	-	-	-	-
IDA IDAHO STATE UNIVERSITY	30	3	-	-	-	-	1	1	-	-	-	-
IDA NORTHEAST NAZARENE COL	1	1	-	-	-	-	37	1	1	-	-	-
IDA UNIVERSITY OF IDAHO	37	1	-	-	-	-	23	1	-	-	-	-
ILL AUGUSTANA COLLEGE	23	1	-	-	-	-	10	1	-	-	-	-
ILL AURORA COLLEGE	10	1	-	-	-	-	29	3	-	-	-	-
ILL BRADLEY UNIVERSITY	29	3	-	-	-	-	1	1	-	-	-	-
ILL COLLEGE OF ST FRANCIS	1	1	-	-	-	-	62	1	-	-	-	-
ILL DEPAUL UNIVERSITY	62	1	-	-	-	-	125	6	30	-	-	-
ILL EASTERN ILLINOIS UNIV	62	1	-	-	-	-	10	1	-	-	-	-
ILL ILLINOIS INST OF TECH	10	1	-	-	-	-	1	-	-	-	-	-
ILL ILLINOIS STATE UNIVERSITY	1	1	-	-	-	-	11	1	-	-	-	-

TABLE 4.--BACHELOR'S, MASTER'S, AND DOCTOR'S DEGREES CONFERRED IN INSTITUTIONS OF HIGHER EDUCATION, BY SEX OF STUDENT, FIELD OF STUDY, STATE OR OTHER AREA, AND INSTITUTION: AGGREGATE UNITED STATES, 1968-69 --CONTINUED

FIELD OF STUDY, STATE OR OTHER AREA, AND INSTITUTION	BACHELOR'S DEGREES REQUIRING 4 OR 5 YEARS		MASTER'S DEGREES		DOCTOR'S DEGREES (PH.D., ED.D., ETC.)		BACHELOR'S DEGREES REQUIRING 4 OR 5 YEARS		MASTER'S DEGREES		DOCTOR'S DEGREES (PH.D., ED.D., ETC.)			
	1	2	3	4	5	6	7	1	2	3	4	5	6	7
	MFN	WMEN	MFN	WMEN	MFN	WMEN	MFN	WMEN	MFN	WMEN	MFN	WMEN	MFN	WMEN
ACCOUNTING														
ILL LEWIS COLLEGE	45	8	-	-	-	-	-	17	5	-	-	-	-	-
ILL LOYOLA UNIVERSITY	74	4	-	-	-	-	4	-	-	-	-	-	-	-
ILL MILLIKIN UNIVERSITY	19	4	-	-	-	-	53	11	-	-	-	-	-	-
ILL NORTHERN ILLINOIS UNIV	136	9	1	-	-	-	68	9	2	-	-	-	-	-
ILL NORTHWESTERN UNIVERSITY	23	-	-	-	-	-	37	11	-	-	-	-	-	-
ILL QUINCY COLLEGE	12	-	-	-	-	-	-	-	-	-	-	-	-	-
ILL ROOSEVELT UNIVERSITY	12	4	2	-	-	-	21	2	7	1	-	-	-	-
ILL SOUTHERN ILL U MAIN CAMPUS	46	1	-	-	-	-	28	3	-	-	-	-	-	-
ILL SOUTHERN ILL U EDWARDSVILLE CAMPUS	40	7	-	-	-	-	22	3	-	-	-	-	-	-
ILL UNIVERSITY OF CHICAGO	-	-	26	1	-	-	34	1	-	-	-	-	-	-
ILL UNIV OF ILL URBANA CAMPUS	144	14	27	4	-	-	35	19	-	-	-	-	-	-
ILL UNIV ILL CHICAGO CIRCLE	61	7	-	-	-	15	44	7	-	-	-	-	-	-
ILL WESTERN ILLINOIS UNIV	21	1	-	-	-	-	8	7	-	-	-	-	-	-
IND ANDERSON COLLEGE	5	-	-	-	-	-	54	6	-	-	-	-	-	-
IND BALL STATE UNIVERSITY	56	3	2	-	-	-	5	-	-	-	-	-	-	-
IND BUTLER UNIVERSITY	13	5	-	-	-	-	95	8	-	-	-	-	-	-
IND INDIANA STATE UNIVERSITY	31	3	-	-	-	-	9	-	-	-	-	-	-	-
IND INDIANA UNIV ALL CAMPUSES	154	12	13	1	-	3	5	-	-	-	-	-	-	-
IND MARIAN COL INDIANAPOLIS	9	2	-	-	-	-	80	-	-	-	-	-	-	-
IND ST JOSEPH COL MAIN CAMPUS	33	-	-	-	-	-	30	-	-	-	-	-	-	-
IND ST JOSEPH COL CALUMET CAMPUS	22	-	-	-	-	-	78	1	-	-	-	-	-	-
IND TRI-STATE COLLEGE	32	-	-	-	-	-	130	5	2	-	-	-	-	-
IND UNIV OF EVANSVILLE	33	-	-	-	-	-	32	-	-	-	-	-	-	-
IND UNIVERSITY OF NOTRE DAME	109	-	-	-	-	-	3	-	-	-	-	-	-	-
IOWA VALPARAISO UNIVERSITY	22	-	-	-	-	-	14	1	-	-	-	-	-	-
IOWA WAPUNA VISTA COLLEGE	8	-	-	-	-	-	322	13	-	-	-	-	-	-
IOWA ORAKE UNIVERSITY	41	-	-	-	-	-	126	1	-	-	-	-	-	-
IOWA LORAS COLLEGE	35	-	-	-	-	-	147	3	-	-	-	-	-	-
IOWA LUTHER COLLEGE	7	-	-	-	-	-	15	-	-	-	-	-	-	-
IOWA MIDWESTERN COLLEGE	1	-	-	-	-	-	22	-	-	-	-	-	-	-
IOWA PARSONS COLLEGE	20	-	-	-	-	-	-	-	-	-	-	-	-	-
IOWA ST AMARONSE COLLEGE	39	-	-	-	-	-	-	-	-	-	-	-	-	-
IOWA UNIV DUBUQUE MAIN CAMPUS	2	-	-	-	-	-	-	-	-	-	-	-	-	-
IOWA UNIVERSITY OF IOWA	93	11	3	-	-	-	114	5	36	3	-	-	-	-
IOWA UNIV OF NORTHERN IOWA	40	3	-	-	-	-	14	3	-	-	-	-	-	-
IOWA UPPER IOWA UNIVERSITY	8	-	-	-	-	-	24	1	-	-	-	-	-	-
KANS KANS ST COL OF PITTSBURG	47	10	-	-	-	-	31	1	-	-	-	-	-	-
KANS KANS ST CHR'S COL EMPORIA	30	8	-	-	-	-	68	10	7	-	-	-	-	-
KANS KANSAS ST U AG & APP SCI	35	5	2	1	-	-	31	1	-	-	-	-	-	-
KANS UNIVERSITY OF KANSAS	58	12	1	-	-	-	8	2	-	-	-	-	-	-
KANS KASHBURN UNIV OF TOPEKA	12	2	-	-	-	-	23	2	-	-	-	-	-	-
KANS WICHITA STATE UNIVERSITY	60	9	5	1	-	-	40	5	-	-	-	-	-	-
KY BELL ARMY-INRSULIN ALL CAMPUS	41	4	-	-	-	-	23	5	-	-	-	-	-	-
KY BRESCIA COLLEGE	13	2	-	-	-	-	53	2	-	-	-	-	-	-
KY EASTON KENTUCKY UNIVERSITY	33	1	-	-	-	-	27	1	-	-	-	-	-	-
KY GEORGETOWN COLLEGE	1	-	-	-	-	-	52	1	-	-	-	-	-	-
KY MOREHEAD STATE UNIVERSITY	7	-	-	-	-	-	86	5	-	-	-	-	-	-
KY PINEVILLE COLLEGE	2	-	-	-	-	-	105	11	68	2	12	-	-	-
KY THOMAS MORE COLLEGE	30	-	-	-	-	-	5	1	-	-	-	-	-	-
KY UNION COLLEGE	14	1	-	-	-	-	25	6	-	-	-	-	-	-
KY UNIV KY MAIN CAMPUS	59	8	1	-	-	-	83	7	-	-	-	-	-	-
KY UNIVERSITY OF LOUISVILLE	25	4	-	-	-	-	71	6	5	-	-	-	-	-
KY WESTERN KENTUCKY UNIVERSITY	72	6	-	-	-	-	82	6	1	-	-	-	-	-
LA FRANCIS T RICHOLLS ST COL	7	1	-	-	-	-	12	3	-	-	-	-	-	-

TABLE 4.---BACHELOR'S, MASTER'S, AND DOCTOR'S DEGREES CONFERRED IN INSTITUTIONS OF HIGHER EDUCATION, BY SEX OF STUDENT, FIELD OF STUDY, STATE OR OTHER AREA, AND INSTITUTION: AGGREGATE UNITED STATES, 1968-69 --CONTINUED

FIELD OF STUDY, STATE OR OTHER AREA, AND INSTITUTION	BACHELOR'S DEGREES PEOPLETING 4 OR 5 YEARS		MASTER'S DEGREES		DOCTOR'S DEGREES (PH.D., ED.D., ETC.)		BACHELOR'S DEGREES PEOPLETING 4 OR 5 YEARS		MASTER'S DEGREES		DOCTOR'S DEGREES (PH.D., ED.D., ETC.)	
	2	3	4	5	6	7	2	3	4	5	6	7
	1	1	1	1	1	1	1	1	1	1	1	1
(CONTINUED)												
ACCOUNTING												
MINN LEA COLLEGE	1											
MINN WISCONSIN STATE COLLEGE	74	3										
MINN WOODHEAD STATE COLLEGE	20	1										
MINN ST CLOUD STATE COLLEGE	36	4	2									
MINN ST JOHNS UNIVERSITY	25											
MINN U OF MINN DULUTH	26	1										
MINN WINDOM STATE COLLEGE	9											
MISS BELHAVEN COLLEGE	1	1										
MISS DELTA STATE COLLEGE	25	5										
MISS JACKSON STATE COLLEGE	1											
MISS MILLSAPS COLLEGE	3	1										
MISS MISSISSIPPI COLLEGE	8											
MISS STATE COL FOR WOMEN		6										
MISS MISSISSIPPI STATE UNIV	100	13	5									
MISS UNIV MISS MAIN CAMPUS	50	7	18									
MISS UNIV OF STRIN MISSISSIPPI	54	8	1									
MO CENTRAL MO ST COL ALL CAMPUS	33	5										
MO EVANGEL COLLEGE	2	1										
MO LINCOLN UNIVERSITY	11	1										
MO MISSOURI VALLEY COLLEGE	13	1										
MO NORTHEAST MISSOURI ST COL	28	2										
MO NORTHWEST MISSOURI ST COL	31	1										
MO ROCKHURST COLLEGE	43	2										
MO ST LOUIS U ALL CAMPUSES	90	1	8	2								
MO SOUTHEAST MISSOURI ST COL	43	3										
MO SOUTHWEST MISSOURI ST COL	23	11										
MO UNIV MISSOURI AT COLUMBIA	124	11	25	4	2							
MO WASHINGTON UNIVERSITY	11											
MO MONT CARROLL COLLEGE	4	2										
MO MONT WARDIA STATE UNIVERSITY	35	6										
MO NEBR UNIVERSITY OF MONTANA	52	4										
NEBR CREIGHTON UNIVERSITY	29	1										
NEBR IOWA COLLEGE	3	1										
NEBR IOWA STATE COLLEGE	9											
NEBR LINCOLN COLLEGE	5											
NEBR UNIV NEBRASKA AT OMAHA	17	2										
NEBR NEBRASKA SOUTHERN UNIV	24	2										
NEV UNIVERSITY OF NEVADA	38	1										
NH BELKNAP COLLEGE	1											
NH NEW ENGLAND COLLEGE	7											
NH V H COL ACCT & COMMERCE	54	3										
NH UNIV OF NEW HAMPSHIRE	1											
NJ BLOOMFIELD COLLEGE	15	2										
NJ FAIRLEIGH DICKINSON U ALL CAMPUS	201	11	19									
NJ RIDER COLLEGE	73	3										
NJ RUTGERS THE ST U ALL CAMPUS	84	3										
NJ ST PETERS COLLEGE	52											
NJ SETON HALL UNIVERSITY	112	3	6	1								
NJ UPSALA COLLEGE	8											
NH COLLEGE OF SANTA FF	15											
NH EASTERN NEW WEX U ALL CAMPUS	15		7									
NH NEW MEXICO HIGHLANDS UNIV	5											
NM NEW WEX ST U ALL CAMPUSES	20	1										

TABLE 4.--BACHELOR'S, MASTER'S, AND DOCTOR'S DEGREES CONFERRED IN INSTITUTIONS OF HIGHER EDUCATION, BY SEX OF STUDENT, FIELD OF STUDY, STATE OR OTHER AREA, AND INSTITUTION: AGGREGATE UNITED STATES, 1948-69 --CONTINUED

FIELD OF STUDY, STATE OR OTHER AREA, AND INSTITUTION	BACHELOR'S DEGREES REQUIRING 4 OR 5 YEARS		MASTER'S DEGREES		DOCTOR'S DEGREES (PH.D., ED.D., ETC.)			
	1	2	3	4	5	6	7	
	MEN	WOMEN	MEN	WOMEN	MEN	WOMEN	MEN	WOMEN
ACCOUNTING								
OHIO ASHLAND COLLEGE	20	2	1	9	1	1	1	1
OHIO BOWLING GREEN ST U ALL CAMPUSES	46	3	3	268	268	9	1	1
OHIO CASE WESTERN RESERVE UNIV	14	2	7	36	36	1	1	1
OHIO CEDARVILLE COLLEGE	8	2	1	34	34	1	1	1
OHIO CENTRAL STATE UNIVERSITY	12	2	1	93	93	3	1	1
OHIO CLEVELAND STATE UNIV	114	7	1	30	30	1	1	1
OHIO COLLEGE OF STEUBENVILLE	11	2	1	15	15	1	1	1
OHIO DYKE COLLEGE	41	2	1	120	120	3	14	1
OHIO FINDLAY COLLEGE	12	2	1	6	6	1	1	1
OHIO FRANKLIN UNIVERSITY	46	1	1	68	68	2	48	3
OHIO JOHN CARROLL UNIVERSITY	35	1	1	58	58	1	8	1
OHIO KENT ST UNIV MAIN CAMPUS	77	6	8	103	103	1	1	1
OHIO MIAMI UNIV ALL CAMPUSES	58	15	3	14	14	1	1	1
OHIO OHIO NTHRN U ALL CAMPUSES	3	1	1	32	32	1	1	1
OHIO OHIO ST UNIV ALL CAMPUSES	99	7	9	38	38	1	2	1
OHIO OHIO UNIV ALL CAMPUSES	89	7	5	31	31	1	1	1
OHIO Tiffin University	24	2	1	11	11	1	1	1
OHIO UNIVERSITY OF AKRON	59	3	7	14	14	1	1	1
OHIO UNIVERSITY OF CINCINNATI MAIN CAMPUS	123	6	4	9	9	1	1	1
OHIO UNIVERSITY OF DAYTON	70	12	1	69	69	8	5	2
OHIO UNIVERSITY OF TOLEDO	51	2	6	10	10	1	1	1
OHIO WALSH COLLEGE	9	1	1	4	4	1	1	1
OHIO WRIGHT STATE UNIVERSITY	18	1	3	13	13	1	1	1
OHIO XAVIER UNIVERSITY	55	1	24	4	4	1	1	1
OHIO YOUNGSTOWN ST UNIVERSITY	65	3	1	9	9	1	1	1
OKLA BETHANY NAZARENE COLLEGE	8	2	1	13	13	1	1	1
OKLA CENTRAL STATE COLLEGE	40	2	1	48	48	2	1	1
OKLA EAST CENTRAL STATE COL	17	4	1	13	13	1	1	1
OKLA NORTHWESTERN STATE COL	28	9	1	4	4	1	1	1
OKLA NORTHWESTERN STATE COL	17	1	1	9	9	1	1	1
OKLA OKLAHOMA CITY UNIVERSITY	37	2	12	27	27	5	1	1
OKLA OKLA ST UNIV MAIN CAMPUS	73	20	3	12	12	1	1	1
OKLA PHILLIPS UNIVERSITY	11	1	1	20	20	1	1	1
OKLA SOUTHEASTERN STATE COL	16	4	1	45	45	5	1	1
OKLA SOUTHWESTERN STATE COL	24	4	1	3	3	1	1	1
OKLA UNIV OKLA ALL CAMPUSES	75	8	6	4	4	1	1	1
OKLA UNIVERSITY OF TULSA	46	6	1	65	65	5	17	1
OREG UNIV OREGON MAIN CAMPUS	40	6	6	30	30	4	1	1
OREG UNIVERSITY OF PORTLAND	18	3	1	5	5	1	1	1
PA ALBRIGHT COLLEGE	22	1	1	49	49	6	1	1
PA BUCKNELL UNIVERSITY	13	1	1	16	16	1	1	1
PA DUQUESNE UNIVERSITY	71	1	2	116	116	11	6	1
PA ELIZABETHTOWN COLLEGE	20	1	1	16	16	1	1	1
PA FRANKLIN & MARSHALL COL	15	1	1	10	10	2	1	1
PA GANNON COLLEGE	64	1	1	59	59	8	1	1
PA GENEVA COLLEGE	20	2	1	21	21	4	1	1
PA GRAVE CITY COLLEGE	9	1	1	6	6	1	1	1
PA KING'S COLLEGE	22	1	1	1	1	1	1	1
PA LA SALLE COLLEGE	141	1	1	2	2	1	1	1
PA LEHIGH UNIVERSITY	37	1	1	7	7	1	1	1
PA LYCOMING COLLEGE	12	1	1	16	16	2	14	2
PA MARYWOOD COLLEGE	1	1	1	8	8	1	1	1
PA P M C COLLEGES	41	1	1	1	1	1	1	1

105



TABLE 4.---BACHELOR'S, MASTER'S, AND DOCTOR'S DEGREES CONFERRED IN INSTITUTIONS OF HIGHER EDUCATION, BY SEX OF STUDENT, FIELD OF STUDY, STATE OR OTHER AREA, AND INSTITUTION: AGGREGATE UNITED STATES, 1968-69 --CONTINUED

Table with columns for Bachelor's, Master's, and Doctor's degrees (Men/Women) and rows for various institutions and fields of study. Includes sub-totals for Accounting, Finance, Banking, and other categories.

TABLE 4.--BACHELOR'S, MASTER'S, AND DOCTOR'S DEGREES CONFERRED IN INSTITUTIONS OF HIGHER EDUCATION, BY SEX OF STUDENT, FIELD OF STUDY, STATE OR OTHER AREA, AND INSTITUTION: AGGREGATE UNITED STATES, 1968-69 --CONTINUED

FIELD OF STUDY, STATE OR OTHER AREA, AND INSTITUTION	BACHELOR'S DEGREES REQUIRING 4 OR 5 YEARS		MASTER'S DEGREES		DOCTOR'S DEGREES (PH.D., ED.D., ETC.)		BACHELOR'S DEGREES REQUIRING 4 OR 5 YEARS		MASTER'S DEGREES		DOCTOR'S DEGREES (PH.D., ED.D., ETC.)			
	1	2	3	4	5	6	7	1	2	3	4	5	6	7
	MEN	WOMEN	MEN	WOMEN	MEN	WOMEN	MEN	MEN	WOMEN	MEN	WOMEN	MEN	WOMEN	MEN
(CONTINUED)														
FINANCE, BANKING														
GA UNIVERSITY OF GEORGIA		53		2				MO UNIV MISSOURI AT COLUMBIA	50	1	16			
GA VALDOSTA STATE COLLEGE	11							MONT UNIVERSITY OF MONTANA	22					
GA WEST GEORGIA COLLEGE	29	3						NEBR CAREIGHTON UNIVERSITY	7					
HAWAII UNIV HAWAII MAIN CAMPUS								NEBR UNIV NEBRASKA AT OMAHA	7					
IDA UNIVERSITY OF IDAHO	25	1						NEV UNIVERSITY OF NEVADA	7					
ILL DEPAW UNIVERSITY	48	1		10				N H FRANKLIN PIERCE COLLEGE	9					
ILL LOYOLA UNIVERSITY	16							N J FAIRLEIGH DICKEYSON U ALL CAM			27			
ILL MELLIKIN UNIVERSITY	13							N J RIDER COLLEGE	19	1				
ILL NORTHERN ILLINOIS UNIV	42			2				N J SETON HALL UNIVERSITY	15		14			
ILL NORTHWESTERN UNIVERSITY	8	1						N M EASTERN NEW MEX U ALL CAM	6					
ILL ROOSEVELT UNIVERSITY	16	1						N M NEW MEX ST U ALL CAMPUSES	6					
ILL SOUTHERN ILL U MAIN CAMPUS	38	1						N M UNIVERSITY OF NEW MEXICO	13	1				
ILL UNIVERSITY OF CHICAGO	144	3		144				N N UNIVERSITY OF NEW MEXICO	45	4				
ILL UNIV OF ILL URBANA CAMPUS	97	2		14		3		N Y CUNY BROOKLYN COLLEGE	1	1	12			
ILL UNIV ILL CHICAGO CIRCLE	35	1						N Y FORDHAM UNIVERSITY	52					
IND INDIANA UNIV ALL CAMPUSES	79	2		26		4		N Y Hofstra University	28		9			
IND ST JOSEPH COL MAIN CAMPUS	21							N Y IONA COLLEGE	43		9			
IND ST JOSEPH COL CALUMET CAMPUS	1							N Y LG IS U UNIV CENTER	58	1				
IND UNIV OF EVANSVILLE		1						N Y NEW YORK UNIVERSITY	42	4	117	5		
IND UNIVERSITY OF NOTRE DAME	66							N Y PACE COLLEGE MAIN CAMPUS	48	2	36	1		
IND VALPARAISO UNIVERSITY	12							N Y PACE COL WESTCHESTER CAM	5					
IOWA DRAKE UNIVERSITY	32							N Y ST BONAVENTURE UNIVERSITY	11					
IOWA UNIVERSITY OF IOWA	3							N Y ST FISHER COL INC	4					
KANS KANS ST COL OF PITTSBURG	3							N Y ST JOHNS UNIVERSITY	30					
KY ESTRN KENTUCKY UNIVERSITY	3							N Y SIENA COLLEGE	26					
KY UNIV KY MAIN CAMPUS	5							N Y SYRACUSE U MAIN CAMPUS	17		27			
KY UNIVERSITY OF LOUISVILLE	14					2		N Y WAGNER COLLEGE	9		4			
LA LA ST U PATON ROUGE	1			7				N C WAKE FOREST UNIVERSITY	9					
LA LOYOLA UNIVERSITY	1							N D UNIV N DAK MAIN CAMPUS	1					
LA UNIV STATE LN LOUISIANA	12	1						OHIO ASHLAND COLLEGE	3					
MD LOYOLA COLLEGE		3						OHIO BOWLING GRN ST U ALL CAM	19					
MD UNIVERSITY OF BALTIMORE	19	1		3				OHIO CASE WESTERN RESERVE UNIV	1	1				
MD UNIV MD MAIN CAMPUS	24			16		1		OHIO CLEVELAND STATE UNIV	6	1				
MASS AMERICAN INTERNATL COL	12	1						OHIO JOHN CARROLL UNIVERSITY	3					
MASS AUGUSTINIAN COL MERMAC VLY	2							OHIO KENT ST UNIV MAIN CAMPUS	14					
MASS BOSTON COLLEGE	84							OHIO MIAMI UNIV ALL CAMPUSES	35	2				
MASS BOSTON UNIVERSITY	61	2						OHIO OHIO ST UNIV ALL CAMPUSES	104	5				
MASS HARVARD UNIVERSITY	24			78		2		OHIO OHIO UNIV ALL CAMPUSES	7		9			
MASS NICHOLS COL OF BUS ADM	24							OHIO Tiffin University	21		10			
MASS NORTHWESTERN UNIVERSITY	90	2						OHIO UNIVERSITY OF AKRON	20	1				
MASS STAMFORD COLLEGE	38	1						OHIO U CINCINNATI MAIN CAMPUS	12	1	11			
MICH MICH ST UNIV ALL CAMPUSES	20			50				OHIO UNIVERSITY OF TOLEDO	2		9			
MICH UNIVERSITY OF DETROIT	28			20				OHIO WALSH COLLEGE	6		3			
MICH WAYNE STATE UNIVERSITY	24							OHIO WRIGHT STATE UNIVERSITY	13					
MICH WESTERN MICHIGAN UNIV	1							OHIO XAVIER UNIVERSITY	3					
MINN AUGSBURG COLLEGE	10			1				OKLA OKLA ST UNIV MAIN CAMPUS	33	1				
MINN ST CLOUD STATE COLLEGE	13							OKLA UNIV OKLA ALL CAMPUSES	89	4				
MISS MISSISSIPPI STATE UNIV	37							OKLA UNIVERSITY OF TULSA	11					
MISS UNIV MISS MAIN CAMPUS	46	3						OREG UNIV OREGON MAIN CAMPUS	69	1	29			
MISS UNIV OF STRN MISSISSIPPI	5			7				OREG UNIVERSITY OF PORTLAND	11					
MO ROCKHURST COLLEGE	33							PA DUQUESNE UNIVERSITY	9					
MO ST LOUIS U ALL CAMPUSES	25							PA GANNON COLLEGE	11					



TABLE 4.--BACHELOR'S, MASTER'S, AND DOCTOR'S DEGREES CONFERRED IN INSTITUTIONS OF HIGHER EDUCATION, BY SEX OF STUDENT, FIELD OF STUDY, STATE OR OTHER AREA, AND INSTITUTION: AGGREGATE UNITED STATES, 1968-69 --CONTINUED

FIELD OF STUDY, STATE OR OTHER AREA, AND INSTITUTION	BACHELOR'S DEGREES REQUIRING 4 OR 5 YEARS		MASTER'S DEGREES		DOCTOR'S DEGREES (PH.D., ED.D., ETC.)		BACHELOR'S DEGREES REQUIRING 4 OR 5 YEARS		MASTER'S DEGREES		DOCTOR'S DEGREES (PH.D., ED.D., ETC.)	
	2	3	4	5	6	7	2	3	4	5	6	7
	MEN	WOMEN	MEN	WOMEN	MEN	WOMEN	MEN	WOMEN	MEN	WOMEN	MEN	WOMEN
1	(CONTINUED)											
FINANCE, BANKING	(CONTINUED)											
PA LA SALLF. COLLEGE	27	-	-	-	-	-	-	-	-	-	-	-
PA LEHIGH UNIVERSITY	35	-	-	-	-	-	-	-	-	-	-	-
PA PENN ST UNIV ALL CAMPUSES	75	1	-	-	-	-	-	-	-	-	-	-
PA SUSQUEHANNA UNIVERSITY	8	-	-	-	-	-	-	-	-	-	-	-
PA TEMPLE UNIVERSITY	21	-	18	-	-	-	-	-	-	-	-	-
PA UNIV OF PENNSYLVANIA	67	-	105	1	-	-	-	-	-	-	-	-
PA UNIVERSITY OF SCRANTON	-	-	4	-	-	-	-	-	-	-	-	-
PA VILLANOVA UNIVERSITY	19	-	-	-	-	-	-	-	-	-	-	-
S C UNIV S C ALL CAMPUSES	43	-	-	-	-	-	-	-	-	-	-	-
TENN E TENN ST U ALL CAMPUSES	3	-	-	-	-	-	-	-	-	-	-	-
TENN MEMPHIS STATE UNIVERSITY	14	-	5	1	-	-	-	-	-	-	-	-
TENN MIDDLE TENNESSEE ST UNIV	4	-	-	-	-	-	-	-	-	-	-	-
TENN TENN TECHNOLOGICAL UNIV	5	-	-	-	-	-	-	-	-	-	-	-
TENN UNIV OF TENN ALL CAMPUSES	27	1	6	-	-	-	-	-	-	-	-	-
TEX BAYLOR UNIV MAIN CAMPUS	17	1	-	-	-	-	-	-	-	-	-	-
TEX EAST TEXAS STATE UNIV	18	1	-	-	-	-	-	-	-	-	-	-
TEX MCNURRY COLLEGE	2	-	-	-	-	-	-	-	-	-	-	-
TEX NORTH TEXAS STATE UNIV	66	-	9	-	-	2	-	-	-	-	-	-
TEX ST EDWARDS UNIVERSITY	5	-	-	-	-	-	-	-	-	-	-	-
TEX SOUTHERN METHODIST UNIV	54	3	26	1	-	-	-	-	-	-	-	-
TEX TEXAS A & M UNIVERSITY	8	2	-	-	-	-	-	-	-	-	-	-
TEX TEXAS A & M UNIVERSITY	66	-	-	-	-	-	-	-	-	-	-	-
TEX TEXAS TECHNOLOGICAL COL	114	5	10	-	-	-	-	-	-	-	-	-
TEX UNIV TEXAS AT AUSTIN	162	1	52	1	-	-	-	-	-	-	-	-
TEX WEST TEXAS STATE UNIV	12	1	-	-	-	-	-	-	-	-	-	-
UTAH UNIV OF UTAH	48	1	-	-	-	-	-	-	-	-	-	-
UTAH UNIV OF UTAH	6	-	-	-	-	-	-	-	-	-	-	-
UTAH UNIV OF UTAH	6	-	-	-	-	-	-	-	-	-	-	-
UTAH WEBER STATE COLLEGE	14	-	-	-	-	-	-	-	-	-	-	-
VT UNIV OF VT & ST AGRIC COL	8	-	-	-	-	-	-	-	-	-	-	-
VA OLD DOMINION COLLEGE	6	-	-	-	-	-	-	-	-	-	-	-
VA UNIVERSITY OF RICHMOND	26	1	-	-	-	-	-	-	-	-	-	-
VA VIRGINIA POLY INSTITUTE	23	1	-	-	-	-	-	-	-	-	-	-
WASH EASTERN WASHINGTON ST COL	9	-	-	-	-	-	-	-	-	-	-	-
WASH GONZAGA UNIVERSITY	9	1	-	-	-	-	-	-	-	-	-	-
WASH SEATTLE UNIVERSITY	15	1	-	-	-	-	-	-	-	-	-	-
WASH UNIVERSITY OF WASHINGTON	78	3	-	-	-	-	-	-	-	-	-	-
W VA MARSHALL UNIV ALL CAMPUSES	7	-	-	-	-	-	-	-	-	-	-	-
W VA W VA UNIV ALL CAMPUSES	5	-	-	-	-	-	-	-	-	-	-	-
WIS MARQUETTE U ALL CAMPUSES	37	-	-	-	-	-	-	-	-	-	-	-
WIS UNIV OF WIS MADISON	63	5	32	-	-	1	-	-	-	-	-	-
WIS UNIV OF WIS MILWAUKEE	20	-	-	-	-	-	-	-	-	-	-	-
WIS UNIV STATE UNIV FAU CLAIRE	3	-	-	-	-	-	-	-	-	-	-	-
WIS UNIV STATE UNIV LA CROSSE	2	-	-	-	-	-	-	-	-	-	-	-
WIS UNIV STATE UNIV OSHKOSH	10	-	-	-	-	-	-	-	-	-	-	-
WIS UNIV STATE UNIV WHITEWATER	24	-	-	-	-	-	-	-	-	-	-	-
P R U PUERTO RICO ALL CAMPUSES	20	12	-	-	-	-	-	-	-	-	-	-
HOTEL OR RESTAURANT ADMINISTRATION	475	45	20	2	-	-	-	-	-	-	-	-
COLO UNIVERSITY OF DENVER	79	6	-	-	-	-	-	-	-	-	-	-
FLA FLORIDA STATE UNIVERSITY	50	2	-	-	-	-	-	-	-	-	-	-
HAWA UNIV HAWAII MAIN CAMPUS	25	9	-	-	-	-	-	-	-	-	-	-
ILL UNIV OF ILL URBANA CAMPUS	3	-	-	-	-	-	-	-	-	-	-	-
KANS KANSAS ST U AG & APP SCI	1	-	-	-	-	-	-	-	-	-	-	-
KY REPEA COLLEGE	3	-	-	-	-	-	-	-	-	-	-	-
MARKETING	12,472	1,026	1,309	37	-	-	-	-	-	-	-	-
ALA AUBURN UNIV	5	3	-	-	-	-	-	-	-	-	-	-
ALA FLORENCE STATE COLLEGE	6	1	-	-	-	-	-	-	-	-	-	-
ALA SAMFORD UNIVERSITY	19	2	-	-	-	-	-	-	-	-	-	-
ALA TROY ST COL ALL CAMPUSES	95	1	-	-	-	-	-	-	-	-	-	-
ALA UNIV ALABAMA MAIN CAMPUS	124	24	3	-	-	-	-	-	-	-	-	-
ALA UNIV OF SOUTH ALABAMA	13	1	-	-	-	-	-	-	-	-	-	-
ALAS U OF ALAS ALL CAMPUSES	1	-	-	-	-	-	-	-	-	-	-	-
ARIZ ARIZONA STATE UNIVERSITY	91	5	-	-	-	-	-	-	-	-	-	-
ARIZ NORTHERN ARIZONA UNIV	36	2	-	-	-	-	-	-	-	-	-	-
ARIZ UNIVERSITY OF ARIZONA	100	7	3	-	-	-	-	-	-	-	-	-
ARK HENDERSON STATE COLLEGE	14	-	-	-	-	-	-	-	-	-	-	-
ARK LITTLE ROCK UNIVERSITY	18	-	-	-	-	-	-	-	-	-	-	-
ARK SOUTHERN STATE COLLEGE	3	-	-	-	-	-	-	-	-	-	-	-
ARK UNIV ARK MAIN CAMPUS	94	27	2	-	-	-	-	-	-	-	-	-
CAL ARMSTRONG COL	4	1	-	-	-	-	-	-	-	-	-	-
CAL CALIF STATE COL FULLERTON	-	-	-	-	-	-	-	-	-	-	-	-
CAL CALIF STATE COL LONG BCH	95	8	-	-	-	-	-	-	-	-	-	-
CAL CALIF STATE COL LOS ANGLS	46	-	-	-	-	-	-	-	-	-	-	-
CAL CAL ST POLY COL POMONA	28	1	-	-	-	-	-	-	-	-	-	-
CAL CHICO STATE COLLEGE	1	-	-	-	-	-	-	-	-	-	-	-
CAL FRESNO ST COL MAIN CAMPUS	26	5	-	-	-	-	-	-	-	-	-	-
CAL SACRAMENTO STATE COLLEGE	43	-	-	-	-	-	-	-	-	-	-	-
CAL SAN DIEGO ST COL MAIN CAM	175	19	-	-	-	-	-	-	-	-	-	-
CAL SAN FRANCISCO STATE COL	73	2	-	-	-	-	-	-	-	-	-	-
CAL SAN JOSE STATE COLLEGE	63	16	-	-	-	-	-	-	-	-	-	-
CAL U OF CAL LOS ANGELES	5	1	-	-	-	-	-	-	-	-	-	-
CAL UNIV OF SAN FRANCISCO	23	2	-	-	-	-	-	-	-	-	-	-
CAL UNIV OF STERN CALIFORNIA	-	-	-	-	-	-	-	-	40	-	-	-
CAL WOODBURY COLLEGE	64	6	-	-	-	-	-	-	-	-	-	-
COLO COLORADO STATE COLLEGE	38	8	-	-	-	-	-	-	-	-	-	-
COLO UNIV COLORADO ALL CAMPUSES	134	24	-	-	-	-	-	-	-	-	-	-
COLO UNIVERSITY OF DENVER	72	14	-	-	-	-	-	-	-	-	-	-
CONN FAIRFIELD UNIVERSITY	18	-	-	-	-	-	-	-	-	-	-	-
CONN NEW HAVEN COLLEGE	36	1	-	-	-	-	-	-	-	-	-	-
CONN QUINNIPAC COLLEGE	31	2	-	-	-	-	-	-	-	-	-	-
CONN UNIVERSITY OF BRIDGEPORT	73	17	-	-	-	-	-	-	-	-	-	-
CONN UNIV CONN ALL CAMPUSES	94	1	-	-	-	-	-	-	-	-	-	-
CONN UNIVERSITY OF HARTFORD	31	4	-	-	-	-	-	-	-	-	-	-
D C AMERICAN UNIVERSITY	32	4	-	-	-	-	-	-	-	-	-	-
D C HOWARD UNIVERSITY	14	8	-	-	-	-	-	-	-	-	-	-

TABLE 4.--BACHELOR'S, MASTER'S, AND DOCTOR'S DEGREES CONFERRED IN INSTITUTIONS OF HIGHER EDUCATION, BY SEX OF STUDENT, FIELD OF STUDY, STATE OR OTHER AREA, AND INSTITUTION: AGGREGATE UNITED STATES, 1968-69 --CONTINUED

FIELD OF STUDY, STATE OR OTHER AREA, AND INSTITUTION	BACHELOR'S DEGREES REQUIRING 4 OR 5 YEARS			MASTER'S DEGREES			DOCTOR'S DEGREES (PH.D., ED.D., ETC.)		
	1	2	3	4	5	6	7	8	9
	MEN	WOMEN	TOTAL	MEN	WOMEN	TOTAL	MEN	WOMEN	TOTAL
(CONTINUED)									
MARKETING									
D C SOUTHEASTERN UNIVERSITY	5								
FLA DRAKE COL OF FLORIDA	45								
FLA JACKSONVILLE UNIVERSITY	34								
FLA FLORIDA ATLANTIC UNIV	37	4							
FLA FLORIDA STATE UNIVERSITY	146	9		5	2				
FLA UNIVERSITY OF FLORIDA	95	11							
FLA UNIV OF SOUTH FLORIDA	77	4							
FLA UNIV OF WEST FLORIDA	4	1							
FLA STETSON UNIVERSITY	4	1							
FLA UNIVERSITY OF MIAMI	192	16		9	1				
FLA WEBER COLLEGE	17	2							
GA ARMSTRONG STATE COLLEGE	1								
GA GEORGIA SOUTHERN COLLEGE	23								
GA GEORGIA STATE COLLEGE	80	6		26		3			
GA UNIVERSITY OF GEORGIA	143	12		6					
GA VALDOSTA STATE COLLEGE	9	2							
GA WEST GEORGIA COLLEGE	1								
HAWAII UNIVERSITY OF HONOLULU	3								
HAWAII UNIVERSITY OF HONOLULU	32	3							
HAWAII UNIVERSITY OF HONOLULU	14								
IDA BOISE STATE COLLEGE	7								
IDA COLLEGE OF IDAHO	27								
IDA IDAHO STATE UNIVERSITY	32	3							
IDA UNIVERSITY OF IDAHO	56	8							
ILL BRADLEY UNIVERSITY	9	1							
ILL COLUMBIA COLLEGE	43	1		14					
ILL DEPAUL UNIVERSITY	77	3							
ILL EASTERN ILLINOIS UNIV	6								
ILL ILLINOIS INST OF TECH	7								
ILL LEWIS COLLEGE	75	6							
ILL LOYOLA UNIVERSITY	17								
ILL MILLIKIN UNIVERSITY	290	17		14					
ILL NORTHERN ILLINOIS UNIV	26	2							
ILL NORTHWESTERN UNIVERSITY	61	2							
ILL ROOSEVELT UNIVERSITY	138	1							
ILL SOUTHERN ILL U MAIN CAMPUS	43	7							
ILL STERN ILL U EDWARDSVILLE CAMPUS	62	9		89	4				
ILL UNIV OF ILL CHICAGO	54	4		12		6			
ILL UNIV OF ILL URBANA CAMPUS	41	5		1					
ILL UNIV ILL CHICAGO CIRCLE	65	2							
ILL UNIV OF EVANSVILLE	220	20		41	2				
IND INDIANA STATE UNIVERSITY	37	1							
IND INDIANA UNIV ALL CAMPUSES	13	3							
IND ST JOSEPH COL MAJN CAMPUS	37								
IND ST JOS COL CALUMET CAMPUS	33								
IND UNIV OF EVANSVILLE	89								
IND UNIVERSITY OF NOTRE DAME	63	11							
IOWA DRAKE UNIVERSITY	67	8							
IOWA UNIVERSITY OF IOWA	64	1							
IOWA UNIV OF NORTHERN IOWA	52	2							
KANS KANS ST COL OF PITTSBURG	3	1							
KANS KANS ST TCRRS COL EMPORIA	10	2							
KY ESTRN KENTUCKY UNIVERSITY	10	1							
KY UNIV KY MAIN CAMPUS	10	1							

TABLE 4.--BACHELOR'S, MASTER'S, AND DOCTOR'S DEGREES CONFERRED IN INSTITUTIONS OF HIGHER EDUCATION, BY SEX OF STUDENT, FIELD OF STUDY, STATE OR OTHER AREA, AND INSTITUTION: AGGREGATE UNITED STATES, 1948-69 --CONTINUED

FIELD OF STUDY, STATE OR OTHER AREA, AND INSTITUTION	BACHELOR'S DEGREES REQUIRING 4 OR 5 YEARS				MASTER'S DEGREES				DOCTOR'S DEGREES (PH.D., ED.D., ETC.)			
	MEN		WOMEN		MEN		WOMEN		MEN		WOMEN	
	2	3	4	5	6	7	8	9	10	11	12	
(CONTINUED)												
MARKETING												
N H NEW ENGLAND COLLEGE	26	1	-	-	-	-	-	-	-	-	-	-
N J FAIRLGH DICKNSN U ALL CAM	121	17	9	-	-	-	-	-	-	-	-	-
N J RIDER COLLEGE	59	7	-	-	-	-	-	-	-	-	-	-
N J RUTGERS THE ST U ALL CAM	23	2	-	-	-	-	-	-	-	-	-	-
N J ST PETERS COLLEGE	60	4	-	-	-	-	-	-	-	-	-	-
N J SETON HALL UNIVERSITY	65	-	31	-	-	-	-	-	-	-	-	-
N M EASTERN NEW MEX U ALL CAM	45	-	2	-	-	-	-	-	-	-	-	-
N M NEW MEX ST U ALL CAMPUSES	7	-	-	-	-	-	-	-	-	-	-	-
N M UNIVERSITY OF NEW MEXICO	19	-	-	-	-	-	-	-	-	-	-	-
N M WESTERN NEW MEXICO UNIV	6	-	-	-	-	-	-	-	-	-	-	-
N Y ADELPHI UNIVERSITY	10	-	-	-	-	-	-	-	-	-	-	-
N Y CARLEISU COLLEGE	12	1	-	-	-	-	-	-	-	-	-	-
N Y CUNY B BARUCH SCH OF BUS	190	36	58	2	-	-	-	-	-	-	-	-
N Y CUNY CITY COLLEGE	27	6	12	-	-	-	-	-	-	-	-	-
N Y FORDHAM UNIVERSITY	88	8	-	-	-	-	-	-	-	-	-	-
N Y HOUSTON UNIVERSITY	30	3	-	-	-	-	-	-	-	-	-	-
N Y IONA COLLEGE	36	-	19	-	-	-	-	-	-	-	-	-
N Y LG IS U UNIV CENTER	104	8	22	1	-	-	-	-	-	-	-	-
N Y MANHATTAN COLLEGE	67	-	-	-	-	-	-	-	-	-	-	-
N Y NEW YORK UNIVERSITY	41	13	92	1	4	-	-	-	-	-	-	-
N Y PACE COLLEGE MAIN CAMPUS	236	16	24	-	-	-	-	-	-	-	-	-
N Y PACE COL WESTCHESTER CAM	84	-	-	-	-	-	-	-	-	-	-	-
N Y ST JOHN FISHER COL INC	1	-	-	-	-	-	-	-	-	-	-	-
N Y ST JOHNS UNIVERSITY	128	21	11	-	-	-	-	-	-	-	-	-
N Y STENA COLLEGE	36	1	-	-	-	-	-	-	-	-	-	-
N Y SKIDMORE COL ALL CAMPUSES	12	-	-	-	-	-	-	-	-	-	-	-
N Y SYRACUSE U MAIN CAMPUS	50	2	38	-	-	-	-	-	-	-	-	-
N Y WAGNER COLLEGE	1	-	2	-	-	-	-	-	-	-	-	-
N C WAKE FOREST UNIVERSITY	21	2	-	-	-	-	-	-	-	-	-	-
N D UNIV N DAK MAIN CAMPUS	24	1	-	-	-	-	-	-	-	-	-	-
OHIO ASPLANO COLLEGE	16	-	-	-	-	-	-	-	-	-	-	-
OHIO BOWLING GRN ST U ALL CAM	42	7	-	-	-	-	-	-	-	-	-	-
OHIO CASE WESTERN RESERVE UNIV	3	-	9	-	-	-	-	-	-	-	-	-
OHIO CLEVELAND STATE UNIV	73	9	-	-	-	-	-	-	-	-	-	-
OHIO DYRF COLLEGE	17	2	-	-	-	-	-	-	-	-	-	-
OHIO FINDLAY COLLEGE	23	1	-	-	-	-	-	-	-	-	-	-
OHIO JOHN CARROLL UNIVERSITY	66	-	-	-	-	-	-	-	-	-	-	-
OHIO KENT ST UNIV MAIN CAMPUS	135	13	-	-	-	-	-	-	-	-	-	-
OHIO KENT ST UNIV ALL CAMPUSES	94	18	9	-	-	-	-	-	-	-	-	-
OHIO OHIO ST UNIV ALL CAMPUSES	197	18	-	-	-	-	-	-	-	-	-	-
OHIO OHIO UNIV ALL CAMPUSES	97	-	9	-	-	-	-	-	-	-	-	-
OHIO UNIVERSITY OF AKRON	56	-	13	-	-	-	-	-	-	-	-	-
OHIO U CINCINNATI MAIN CAMPUS	188	9	38	1	1	-	-	-	-	-	-	-
OHIO UNIVERSITY OF DAYTON	40	3	-	-	-	-	-	-	-	-	-	-
OHIO UNIVERSITY OF TOLEDO	54	1	12	1	-	-	-	-	-	-	-	-
OHIO WRIGHT STATE UNIVERSITY	15	1	4	-	-	-	-	-	-	-	-	-
OHIO XAVIER UNIVERSITY	67	1	51	-	-	-	-	-	-	-	-	-
OKLA CENTRAL STATE COLLEGE	89	2	-	-	-	-	-	-	-	-	-	-
OKLA OKLAHOMA CITY UNIVERSITY	17	-	-	-	-	-	-	-	-	-	-	-
OKLA OKLA ST UNIV MAIN CAMPUS	54	4	-	-	-	-	-	-	-	-	-	-
OKLA PHILLIPS UNIVERSITY	10	-	-	-	-	-	-	-	-	-	-	-
OKLA UNIV OKLA ALL CAMPUSES	43	5	1	-	-	-	-	-	-	-	-	-
OKLA UNIVERSITY OF TULSA	56	2	10	-	-	-	-	-	-	-	-	-
OREG UNIVERSITY OF PORTLAND	10	-	-	-	-	-	-	-	-	-	-	-
PA DUQUESNE UNIVERSITY	56	7	-	-	-	-	-	-	-	-	-	-
PA GANNON COLLEGE	30	-	-	-	-	-	-	-	-	-	-	-
PA LA SALLE COLLEGE	75	-	-	-	-	-	-	-	-	-	-	-
PA LEHIGH UNIVERSITY	32	-	-	-	-	-	-	-	-	-	-	-
PA PENN ST UNIV ALL CAMPUSES	151	8	-	-	-	-	-	-	-	-	-	-
PA ST JOSEPH COLLEGE	33	-	-	-	-	-	-	-	-	-	-	-
PA SUSQUEHANNA UNIVERSITY	31	2	-	-	-	-	-	-	-	-	-	-
PA TEMPLE UNIVERSITY	45	9	26	1	-	-	-	-	-	-	-	-
PA UNIV OF PENNSYLVANIA	45	-	132	4	-	-	-	-	-	-	-	-
PA UNIVERSITY OF SCRANTON	-	-	5	-	-	-	-	-	-	-	-	-
PA VILLANOVA UNIVERSITY	84	-	-	-	-	-	-	-	-	-	-	-
RI UNIV RI ALL CAMPUSES	51	6	-	-	-	-	-	-	-	-	-	-
S C BAPTIST COL OF CHARLESTON	22	-	-	-	-	-	-	-	-	-	-	-
S C UNIV S C ALL CAMPUSES	141	5	-	-	-	-	-	-	-	-	-	-
TENN AUSTIN PEAY STATE UNIV	8	1	-	-	-	-	-	-	-	-	-	-
TENN CHRISTIAN BROTHERS COL	40	-	-	-	-	-	-	-	-	-	-	-
TENN C UNIV OF ALL CAMPUSES	29	3	-	-	-	-	-	-	-	-	-	-
TENN MERPHIS STATE UNIVERSITY	134	6	18	4	-	-	-	-	-	-	-	-
TENN MIDDLE TENNESSEE ST UNIV	32	-	-	-	-	-	-	-	-	-	-	-
TENN TENN TECHNOLOGICAL UNIV	14	2	-	-	-	-	-	-	-	-	-	-
TENN UNIV OF TENN ALL CAMPUSES	102	11	-	-	-	-	-	-	-	-	-	-
TEX ARLENE CHRISTIAN COLLEGE	14	-	-	-	-	-	-	-	-	-	-	-
TEX BAYLOR UNIV MAIN CAMPUS	40	10	-	-	-	-	-	-	-	-	-	-
TEX EAST TEXAS STATE UNIV	25	-	-	-	-	-	-	-	-	-	-	-
TEX LAMAR STATE COL TECH	58	5	-	-	-	-	-	-	-	-	-	-
TEX MCURRY COLLEGE	16	-	-	-	-	-	-	-	-	-	-	-
TEX NORTH TEXAS STATE UNIV	125	20	13	2	-	-	-	-	-	-	-	-
TEX PAN AMERICAN COLLEGE	1	-	-	-	-	-	-	-	-	-	-	-
TEX ST EDWARDS UNIVERSITY	42	-	-	-	-	-	-	-	-	-	-	-
TEX ST MARYS UNIVERSITY	31	-	6	-	-	-	-	-	-	-	-	-
TEX SOUTHERN METHODIST UNIV	36	15	10	1	-	-	-	-	-	-	-	-
TEX STEPHEN F AUSTIN ST COL	1	-	-	-	-	-	-	-	-	-	-	-
TEX TEXAS A & T UNIVERSITY	7	2	-	-	-	-	-	-	-	-	-	-
TEX TEXAS A & M UNIVERSITY	89	1	-	-	-	-	-	-	-	-	-	-
TEX TEXAS CHRISTIAN UNIV	1	-	-	-	-	-	-	-	-	-	-	-
TEX TEXAS TECHNOLOGICAL COL	85	-	5	-	-	-	-	-	-	-	-	-
TEX TEXAS WESLEYAN COLLEGE	7	1	-	-	-	-	-	-	-	-	-	-
TEX UNIVERSITY OF HOUSTON	50	8	7	-	-	-	-	-	-	-	-	-
TEX UNIV TEXAS AT AUSTIN	127	24	18	-	-	-	-	-	-	-	-	-
TEX UNIV OF TEXAS AT EL PASO	4	1	-	-	-	-	-	-	-	-	-	-
TEX WEST TEXAS STATE UNIV	29	-	-	-	-	-	-	-	-	-	-	-
UTAH UNIV OF UTAH	37	3	-	-	-	-	-	-	-	-	-	-
UTAH UNIV ST UNIV MAIN CAMPUS	24	1	-	-	-	-	-	-	-	-	-	-
UTAH WFRFR STATE COLLEGE	11	-	-	-	-	-	-	-	-	-	-	-
VT UNIV OF VT & ST AGRIC COL	17	-	-	-	-	-	-	-	-	-	-	-
VA HAMPTON COLLEGE	1	3	-	-	-	-	-	-	-	-	-	-
VA MADISON COLLEGE	2	1	-	-	-	-	-	-	-	-	-	-
VA OLD DOMINION COLLEGE	17	2	-	-	-	-	-	-	-	-	-	-
VA UNIVERSITY OF RICHMOND	21	1	-	-	-	-	-	-	-	-	-	-
VA VIRGINIA POLY INSTITUTE	53	1	-	-	-	-	-	-	-	-	-	-
WASH EASTERN WASHINGTON ST COL	30	-	-	-	-	-	-	-	-	-	-	-
WASH GONZAGA UNIVERSITY	8	-	-	-	-	-	-	-	-	-	-	-
WASH SEATTLE UNIVERSITY	35	3	-	-	-	-	-	-	-	-	-	-

TABLE 4.--BACHELOR'S, MASTER'S, AND DOCTOR'S DEGREES CONFERRED IN INSTITUTIONS OF HIGHER EDUCATION, BY SEX OF STUDENT, FIELD OF STUDY, STATE OR OTHER AREA, AND INSTITUTION: AGGREGATE UNITED STATES, 1968-69 --CONTINUED

FIELD OF STUDY, STATE OR OTHER AREA, AND INSTITUTION	BACHELOR'S DEGREES REQUIRING 4 OR 5 YEARS		MASTER'S DEGREES		DOCTOR'S DEGREES (PH.D., ED.D., ETC.)		BACHELOR'S DEGREES REQUIRING 4 OR 5 YEARS		MASTER'S DEGREES		DOCTOR'S DEGREES (PH.D., ED.D., ETC.)			
	1	2	3	4	5	6	7	1	2	3	4	5	6	7
	MEN	WOMEN	MEN	WOMEN	MEN	WOMEN	MEN	MEN	WOMEN	MEN	WOMEN	MEN	WOMEN	MEN
(CONTINUED)														
MARKETING														
WASH UNIVERSITY OF WASHINGTON		108	9											
W VA CONCORD COLLEGE		7												
W VA MARSHALL UNIV ALL CAMPUSES		38	6											
W VA W LIBERTY ST COL ALL CAMPUSES		55	2											
W VA W VA UNIV ALL CAMPUSES		42	3											
WIS MADISON BUSINESS COLLEGE		40												
WIS MARQUETTE U ALL CAMPUSES		60	8											
WIS U OF WIS MADISON		87	11											
WIS U OF WIS MILWAUKEE		49	1											
WIS WIS STATE UNIV OSHKOSH		17												
WIS WIS STATE UNIV SUPERIOR		4												
WIS WIS STATE UNIV WHTATER		65	6											
REAL ESTATE, INSURANCE		932	40											
ALA SAMFORD UNIVERSITY		1												
ALA UNIV ALABAMA		25	1											
ARIZ ARIZONA STATE UNIVERSITY		18	1											
ARIZ UNIVERSITY OF ARIZONA		43												
CAL ARMSTRONG COL		4												
CAL CALIF STATE COL LOS ANGLS		13												
CAL CAL ST POLY COL POMONA		51												
CAL SACRAMENTO STATE COLLEGE		3												
CAL SAN DIEGO ST COL MAIN CAMP		33	5											
CAL SAN JOSE STATE COLLEGE		30												
CAL GOLDEN GATE COLLEGE		1												
CAL U OF CAL LOS ANGELES		2												
CAL UNIV OF SAN FRANCISCO		2												
CAL UNIV OF STRN CALIFORNIA														
COLORADO UNIV GOLD ALL CAMPUSES		4	1											
COLORADO UNIVERSITY OF DENVER		24												
CONN UNIV CONN ALL CAMPUSES		21	1											
D C AMERICAN UNIVERSITY		14	2											
FLA FLORIDA STATE UNIVERSITY		19												
FLA UNIVERSITY OF FLORIDA		19	3											
FLA UNIVERSITY OF MIAMI			1											
GA GEORGIA STATE COLLEGE		42	1											
GA UNIVERSITY OF GEORGIA		78	2											
HAWAII UNIV HAWAII MAIN CAMPUS		6												
ILL ILLINOIS WESLEYAN UNIV		4												
IND INDIANA UNIV ALL CAMPUSES		28	1											
IOWA DRAKE UNIVERSITY		1												
IOWA UNIVERSITY OF IOWA		34												
LA LA ST U BATON ROUGE		7	4											
MASS NORTHEASTERN UNIVERSITY		3												
MICH MICH ST UNIV ALL CAMPUSES		3												
MICH WESTERN MICHIGAN UNIV		2												
MISS MISSISSIPPI STATE UNIV		1												
MISS UNIV MISS MAIN CAMPUS		3												
MISS UNIV OF STRN MISSISSIPPI		6												
MO UNIV MISSOURI AT COLUMBIA		7												
NEBR UNIV NEBRASKA AT OMAHA		12	3											
N J FAIRLGH DICKNSN U ALL CAMP		1												
N J RIDER COLLEGE		13	2											
N M EASTERN NEW MEX U ALL CAMP		2												
REAL ESTATE, INSURANCE														
N Y COLLEGE OF INSURANCE		37	3											
N Y NEW YORK UNIVERSITY		2												
N Y PACE COLLEGE MAIN CAMPUS		13	1											
N Y SYRACUSE U MAIN CAMPUS		8												
OHIO WMLNG GRN ST U ALL CAMP		7												
OHIO UNIV ST UNIV ALL CAMPUSES		22												
OHIO U CINCINNATI MAIN CAMPUS		4												
OKLA OKLA ST UNIV MAIN CAMPUS		4												
PA PENN ST UNIV ALL CAMPUSES		48	2											
PA TEMPLE UNIVERSITY		4												
PA UNIV OF PENNSYLVANIA		20												
RI UNIV R I ALL CAMPUSES		18												
TENN E TENN ST U ALL CAMPUSES		18												
TENN MEMPHIS STATE UNIVERSITY		13	1											
TENN UNIV OF TENN ALL CAMPUSES		30	3											
TEX BAYLOR UNIV MAIN CAMPUS		3												
TEX NORTH TEXAS STATE UNIV		22												
TEX SOUTHERN METHODIST UNIV		20												
TEX UNIV TEXAS AT AUSTIN		18	1											
VA UNIVERSITY OF RICHMOND		1												
WASH UNIVERSITY OF WASHINGTON		3												
WIS U OF WIS MADISON		29	1											
WIS U OF WIS MILWAUKEE		8												
SECRETARIAL STUDIES		18	1,591											
ALA ALABAMA A & M COLLEGE			5											
ALA ALABAMA COLLEGE			17											
ALA ATHENS COLLEGE			1											
ALA AUBURN UNIV			13											
ALA BIRMINGHAM SOUTHERN COL			1											
ALA FLORENCE STATE COLLEGE			8											
ALA JACKSONVILLE STATE UNIV			26											
ALA MILES COLLEGE			6											
ALA OAKWOOD COLLEGE			2											
ALA SAMFORD UNIVERSITY			8											
ALA STILLMAN COLLEGE			2											
ALA TROY ST COL ALL CAMPUSES			5											
ALA UNIV ALABAMA MAIN CAMPUS			9											
ALAS U OF ALAS ALL CAMPUSES			1											
ARIZ NORTHERN ARIZONA UNIV			1											
ARIZ UNIVERSITY OF ARIZONA		1	11											
ARK ARKANSAS A & M COLLEGE			1											
ARK COLLEGE OF THE OZARKS			1											
ARK HARDING COL MAIN CAMPUS			4											
ARK JOHN BROWN UNIVERSITY			1											
ARK OUACHITA BAPTIST UNIV			7											
ARK SOUTHERN STATE COLLEGE			7											
CAL ARMSTRONG COL			3											
CAL SACRAMENTO STATE COLLEGE			10											
CAL SAN JOSE STATE COLLEGE		5	40											
CAL LOMA LINDA U ALL CAMPUSES			6											
CAL PACIFIC UNION COLLEGE			4											
CAL WOODBRURY COLLEGE			28											

TABLE 4.--BACHELOR'S, MASTER'S, AND DOCTOR'S DEGREES CONFERRED IN INSTITUTIONS OF HIGHER EDUCATION, BY SEX OF STUDENT, FIELD OF STUDY, STATE OR OTHER AREA, AND INSTITUTION: AGGREGATE UNITED STATES, 1968-69--CONTINUED

FIELD OF STUDY, STATE OR OTHER AREA, AND INSTITUTION	BACHELOR'S DEGREES REQUIRING 4 OR 5 YEARS		MASTER'S DEGREES		DOCTOR'S DEGREES (PH.D., ED.D., ETC.)		BACHELOR'S DEGREES REQUIRING 4 OR 5 YEARS		MASTER'S DEGREES		DOCTOR'S DEGREES (PH.D., ED.D., ETC.)	
	2	3	4	5	6	7	2	3	4	5	6	7
	1	(CONTINUED)	1	(CONTINUED)	1	(CONTINUED)	1	(CONTINUED)	1	(CONTINUED)	1	(CONTINUED)
SECRETARIAL STUDIES												
N C N C COLLEGE AT DURHAM		16										
N C ST ANDREWS PRESBY COL		4										
N C UNIV OF N C AT GREENSBORO		22										
N C WINSTON-SALEM STATE COL		2										
N D UNIV N DAK MAIN CAMPUS												
OHIO BOWLING GRN ST U ALL CAM		1										
OHIO CEDARVILLE COLLEGE		1										
OHIO CENTRAL STATE UNIVERSITY		1										
OHIO FINDLAY COLLEGE		1										
OHIO KENT ST UNIV MAIN CAMPUS		1										
OHIO MIAMI UNIV ALL CAMPUSES		2										
OHIO NOTRE DAME COLLEGE		4										
OHIO UNIVERSITY OF AKRON		3										
OHIO YOUNGSTOWN ST UNIVERSITY		3										
OKLA CENTRAL STATE COLLEGE		2										
OKLA EAST CENTRAL STATE COL		3										
OKLA NORTHEASTERN STATE COL		1										
OKLA NORTHWESTERN STATE COL		3										
OKLA OKLAHOMA BAPTIST UNIV		3										
OKLA OKLAHOMA CHRISTIAN COL		3										
OKLA OKLAHOMA CITY UNIVERSITY		1										
OKLA OKLA PANHANDLE STATE COL		1										
OKLA SOUTHEASTERN STATE COL		3										
OKLA UNIVERSITY OF TULSA		9										
OREG OREGON STATE UNIVERSITY		20										
PA COLLEGE MISERICORDIA		9										
PA GENEVA COLLEGE		1										
PA GROVE CITY COLLEGE		6										
RI RYAN COLLEGE OF BUS ADM		13										
R I UNIV R I ALL CAMPUSES		3										
S C ALLEN UNIVERSITY		3										
S C COLUMBIA COLLEGE		8										
S C SOUTH CAROLINA ST COLLEGE		5										
S D HURON COLLEGE		2										
S D NORTHERN STATE COLLEGE		6										
TENN AUSTIN PEAY STATE UNIV		4										
TENN DAVID LIPSCOMB COLLEGE		3										
TENN E TENN ST U ALL CAMPUSES		2										
TENN MEMPHIS STATE UNIVERSITY		28										
TENN MIDDLE TENNESSEE ST UNIV		13										
TENN MILLICAN COLLEGE TMC		3										
TENN SOUTHERN MISSIONARY COL		2										
TENN TENN TECHNOLOGICAL UNIV		8										
TENN TENN HESLEYAN COLLEGE		1										
TENN TREVECCA NAZARENE COLLEGE		1										
TENN UNIV OF TENN ALL CAMPUSES		22										
TEX ABILENE CHRISTIAN COLLEGE		3										
TEX ANGLO STATE COLLEGE		1										
TEX HARDIN SIMMONS UNIVERSITY		7										
TEX HOWARD PAYNE COLLEGE		1										
TEX JARVIS CHRISTIAN COLLEGE		2										
TEX LAMAR STATE COL TECH		34										
TEX MIDWESTERN UNIVERSITY		15										



TABLE 4.--BACHELOR'S, MASTER'S, AND DOCTOR'S DEGREES CONFERRED IN INSTITUTIONS OF HIGHER EDUCATION, BY SEX OF STUDENT, FIELD OF STUDY, STATE OR OTHER AREA, AND INSTITUTION: AGGREGATE UNITED STATES, 1968-69 --CONTINUED

FIELD OF STUDY, STATE OR OTHER AREA, AND INSTITUTION	BACHELOR'S DEGREES REQUIRING 4 OR 5 YEARS		MASTER'S DEGREES		DOCTOR'S DEGREES (PH.D., ED.D., ETC.)		BACHELOR'S DEGREES REQUIRING 4 OR 5 YEARS (CONTINUED)		MASTER'S DEGREES		DOCTOR'S DEGREES (PH.D., ED.D., ETC.)				
	1	2	3	4	5	6	7	1	2	3	4	5	6	7	
	MEN	WOMEN	MEN	WOMEN	MEN	WOMEN	MEN	MEN	WOMEN	MEN	WOMEN	MEN	WOMEN	MEN	WOMEN
BUSINESS AND COMMERCE, ALL OTHER FIELDS															
MICH EASTERN MICHIGAN UNIV	90	1													
MICH FERRIS STATE COLLEGE	20	1													
MICH LAURENCE INST TECHNOLOGY	163														
MICH MICH ST UNIV ALL CAMPUSES	79	2		55		6									
MICH SAGINAW VALLEY COLLEGE	3														
MICH SPRING ARBOR COLLEGE	1														
MICH UNIV OF DETROIT	7														
MICH UNIV OF MICHIGAN	199	19		334	17	13									
MICH WAYNE STATE UNIVERSITY	128	4		86	1										
MICH WESTERN MICHIGAN UNIV	129	18													
MISS MISSISSIPPI STATE UNIV	59	1													
MISS UNIV MISS MAIN CAMPUS	39	2													
MISS UNIV OF STERN MISSISSIPPI	27			12	1										
MO CENTRAL MO ST COL ALL CAM	92														
MO ROCKHURST COLLEGE	66	1													
MO UNIV MISSOURI AT COLUMBIA	33	49		20	5	1									
MO WASHINGTON UNIVERSITY	82														
MONT COLLEGE OF GREAT FALLS	21	2													
MONT UNIV OF MONTANA	29	3													
NEBR MIDLAND LUTHERAN COLLEGE	22	1													
NEBR UNIV NEBRASKA AT OMAHA				2											
N J FAIRLIGH DICKSON U ALL CAM	33			2											
N J RUTGERS THE ST U ALL CAM	106	2													
N J SETON HALL UNIVERSITY	141			7											
N H EASTERN NEW MEX U ALL CAM	10			6											
N M UNIVERSITY OF NEW MEXICO	21														
N Y CANISUS COLLEGE	46	1													
N Y CUNY CITY COLLEGE	11	1		3											
N Y CLARKSON COL OF TECH	141	1		14	20										
N Y HOFSTRA UNIVERSITY	113	6													
N Y IONA COLLEGE				29											
N Y LG 15 U UNIV CENTER	101	3		32	3										
N Y MANHATTAN COLLEGE	55														
N Y NEW YORK UNIVERSITY	39	6		142	7	1									
N Y NIAGARA UNIV ALL CAMPUSES	72	1													
N Y PACE COLLEGE MAIN CAMPUS				61	3										
N Y POLYTECHNIC INST BROOKLYN				56											
N Y ROCHESTER INST TECHNOLOGY	31	22													
N Y ROSARY HILL COLLEGE															
N Y RUSSELL SAGE MAIN CAMPUS															
N Y ST JOHNS UNIVERSITY															
N Y SUNY STATE UNIV BINGHAMTN				11											
N Y SYRACUSE U MAIN CAMPUS	24	1		17	1										
N Y SYRACUSE UNIV UTICA COL	7			23	2										
N C APPALACHIAN ST UNIVERSITY				23	19										
N C UNIV OF NC AT CHAPEL HILL				2											
N C WAKE FOREST UNIVERSITY	11														
N D UNIV N DAK MAIN CAMPUS	16	5													
OHIO BONLINE BSN ST U ALL CAM	9	1													
OHIO CASE WESTERN RESERVE UNIV	22			55		7									
OHIO CLEVELAND COLLEGE	1														
OHIO CLEVELAND STATE UNIV	74	1													

TABLE 4. -- BACHELOR'S, MASTER'S, AND DOCTOR'S DEGREES GRANTED IN INSTITUTIONS OF HIGHER EDUCATION, BY SEX OF STUDENT, FIELD OF STUDY, STATE OR OTHER AREA, AND INSTITUTION: AGGREGATE UNITED STATES, 1968-69 -- CONTINUED

FIELD OF STUDY, STATE OR OTHER AREA, AND INSTITUTION	BACHELOR'S DEGREES REQUIRING 4 OR 5 YEARS			MASTER'S DEGREES			DOCTOR'S DEGREES (PH.D., ED.D., ETC.)			
	1	2	3	4	5	6	7	1	2	3
	1	2	3	4	5	6	7	1	2	3
COMPUTER SC. & SYS. ANAL., TOTAL										
TEX TEXAS A & M UNIVERSITY				109						
TEX UNIV TEXAS AT AUSTIN				6	3					
TEX WEST TEXAS STATE UNIV	16	2								
UTAH BRIGHAM YOUNG UNIVERSITY	1									
UTAH UNIV OF UTAH	15			5						
UTAH UNIV OF UTAH MAIN CAMPUS	15									
VA UNIV VIRGINIA MAIN CAMPUS				5						
VA UNIV VIRGINIA MAIN CAMPUS				6						
WASH UNIVERSITY OF WASHINGTON				13	2					
WASH WASHINGTON STATE UNIV	19	3		34	9	6				
WIS U OF WIS MADISON				34						
U S AIR FORCE INST TECH				38						
U S U S AIR FORCE ACADEMY	23									
U S U S NAVAL ACADEMY	15									
U S U S NAVAL POSTGRAD SCHOOL	14			99						
DATA PROCESSING	209	30		73						
ARK NORTHERN ARIZONA UNIV	5	1								
CAL CALIF STATE COL LOS ANGLS	30	6								
CAL CAL ST POLY COL POMONA	24	3								
D C AMERICAN UNIVERSITY	5	2								
D C GEORGE WASHINGTON UNIV				10						
KANS KANS ST COL OF PITTSBURG	7	1								
KANS KANS ST TCHRS COL EMPORIA	7	1								
LA LOYOLA UNIVERSITY	1	1								
LA MTHST LOUISIANA ST COL	2	1								
MASS NORTHEASTERN UNIVERSITY	4	1								
MICH DETROIT COL OF BUSINESS	1	1								
MICH FERRIS STATE COLLEGE	13									
MICH WAYNE STATE UNIVERSITY				1						
MICH WESTERN MICHIGAN UNIV	10	1								
MISS MISSISSIPPI STATE UNIV	37	8								
N M EASTERN NEW MEX U ALL CAM	5									
N Y NEW YORK UNIVERSITY	1									
N Y PACE COLLEGE MAIN CAMPUS	23	1								
PA KINGS COLLEGE	17									
TEX WEST TEXAS STATE UNIV	16	2		62						
U S U S NAVAL POSTGRAD SCHOOL										
COMPUTER SCIENCE	395	68		573	49	42	2			
ARK UNIV ARK MAIN CAMPUS				2						
CAL CHICO STATE COLLEGE	12	1								
CAL STANFORD UNIVERSITY				19	2	9	1			
CAL UNIV OF CAL BERKELEY	16	9								
DEL UNIVERSITY OF DELAWARE	9	4		3		1				
D C AMERICAN UNIVERSITY				95	5	2				
O C GEORGE WASHINGTON UNIV	3									
FLA FLORIDA INST OF TECH	3	1								
FLA JONES COLLEGE MAIN CAMPUS	8	3								
FLA UNIV OF WEST FLORIDA										
ILL BRADLEY UNIVERSITY				6						
ILL UNIVERSITY OF CHICAGO	25	6		6	4					
ILL UNIV OF ILL URBANA CAMPUS				24	2					
IND PURDUE UNIV MAIN CAMPUS				35	5	5				

TABLE 4.--BACHELOR'S, MASTER'S, AND DOCTOR'S DEGREES CONFERRED IN INSTITUTIONS OF HIGHER EDUCATION, BY SEX OF STUDENT, FIELD OF STUDY, STATE OR OTHER AREA, AND INSTITUTION: AGGREGATE UNITED STATES, 1968-69 --CONTINUED

FIELD OF STUDY, STATE OR OTHER AREA, AND INSTITUTION	BACHELOR'S DEGREES REQUIRING 4 OR 5 YEARS		MASTER'S DEGREES		DOCTOR'S DEGREES (PH.D., ED.D., ETC.)		BACHELOR'S DEGREES REQUIRING 4 OR 5 YEARS		MASTER'S DEGREES		DOCTOR'S DEGREES (PH.D., ED.D., ETC.)				
	1	2	3	4	5	6	7	1	2	3	4	5	6	7	
	MEN		WOMEN		MEN		WOMEN		MEN		WOMEN		MEN		WOMEN
(CONTINUED)															
SYSTEMS ANALYSIS															
CAL CALIF STATE COL LONG BCH	9	1													
CONN UNIVERSITY OF HARTFORD				11											
D C GEORGE WASHINGTON UNIV				2											
FLA FLORIDA INST OF TECH				5											
ILL ROOSEVELT UNIVERSITY	2														
IND PURDUE UNIV MAIN CAMPUS				3	1										
MD UNIV MD MAIN CAMPUS	26	6													
MICH MICH ST UNIV ALL CAMPUSES	7			2											
MO WASHINGTON UNIVERSITY	2			3											
N H N H COL ACCT & COMMERCE	14														
N H EASTERN NEW MEX U ALL CAM															
N Y NEW YORK UNIVERSITY	2														
N Y RENSSELAER POLY MAIN CAM				9	1										
N Y SYRACUSE U MAIN CAMPUS				14	1										
OHIO MIAMI UNIV ALL CAMPUSES	66	12													
OHIO WRIGHT STATE UNIVERSITY	16														
U S AIR FORCE INST TECH				22											
U S U S NAVAL ACADEMY	3														
U S U S NAVAL POSTGRAD SCHOOL	13			29											
COMP SCI & SYSTEMS ANALYSIS, ALL OTHER FIELDS	46	4		193	21	15									
ARIZ ARIZONA STATE UNIVERSITY	10	1													
CAL STANFORD UNIVERSITY				49	3	8									
U OF CAL LOS ANGELES				2	2										
CAL U OF CAL SANTA CRUZ	1														
GA GA INST TECH MAIN CAMPUS				49	1										
HAWAII UNIV HAWAII MAIN CAMPUS															
ILL UNIVERSITY OF CHICAGO				29	3										
IND PURDUE U INDIANAPOLIS REG CAMPUS	1														
N M NEW MEX ST U ALL CAMPUSES				1	2										
N Y CUNY @ BARUCH SCH OF BUS				8											
N Y SYRACUSE U MAIN CAMPUS	3														
PA DROPSIE COL HERR COL LRNG															
PA LEHIGH UNIVERSITY				3											
TEX RAYLOR UNIV MAIN CAMPUS	19	3		34	9	6									
WIS U OF WIS MADISON				16											
U S AIR FORCE INST TECH	12														
U S U S NAVAL ACADEMY	2														
COMPUTER SCI. AND SYS. ANAL. FIELD NOT IDENT.	2														
CAL U OF CAL IRVINE	2														
EDUCATION, TOTAL	36,562	116,686	33,430	37,993	3,959	970									
ALA ALABAMA A & M COLLEGE	24	113	18	30											
ALA ALABAMA COLLEGE	11	115		7											
ALA ALABAMA STATE COLLEGE	48	142	16	31											
ALA ATHENS COLLEGE	17	41	20	6											
ALA AUBURN UNIV	98	349	60	74	19	3									
ALA BIRMINGHAM SOUTHERN COL	12	34													
ALA DANIEL PAYNE COLLEGE	2	62													
ALA FLORENCE STATE COLLEGE	30	126	25	26											
ALA HUNTINGDON COLLEGE	8	43													
ALA JACKSONVILLE STATE UNIV	27	138	1	15											
ALA JUDSON COLLEGE		27													
ALA LITTLE ROCK UNIVERSITY	41	59	14	14											
ALASKA ALASKA METHODIST UNIV	1	5													
ALAS U OF ALAS ALL CAMPUSES	42	124	34	43											
ARIZ GRAND CANYON COLLEGE	29	58	49	51											
ARIZ SOUTHWESTERN COLLEGE	18	31	171	245											
ARIZ ARIZONA STATE UNIVERSITY	210	728	220	391											
ARIZ NORTHERN ARIZONA UNIV	106	225	194	149											
ARIZ UNIVERSITY OF ARIZONA	103	391	144	281											
ARK ARKANSAS A & M COLLEGE	29	70													
ARK ARKANSAS A M & N COL	67	159													
ARK ARKANSAS BAPTIST COLLEGE	3	9													
ARK ARKANSAS POLYTECHNIC COL	35	52													
ARK ARK ST UNIV ALL CAMPUSES	78	249	76	97											
ARK COLLEGE OF THE OZARKS	23	22													
ARK HARDING COL MAIN CAMPUS	36	87	10	7											
ARK HENDERSON STATE COLLEGE	49	172	21	46											
ARK HFNDPIX COLLEGE	5	30													
ARK JOHN BROWN UNIVERSITY	6	6													
ARK LITTLE ROCK UNIVERSITY	9	59													
ARK DWIGHT D RYAN UNIV	17	60	6	6											
ARK PHILANDER SMITH COLLEGE	27	47													
ARK SOUTHERN STATE COLLEGE	17	72													
ARK STATE COLLEGE OF ARK	65	233	58	77											
ARK UNIV ARK MAIN CAMPUS	45	227	51	76											
CAL AZUSA PACIFIC COLLEGE	8	1													
CAL BIOLA COLLEGE	6	1													
CAL CALIF COL OF ARTS & CRAFT				2											
CAL CALIFORNIA LUTHERAN COL	7	2													
CAL CALIF STATE COL FULLERTON	21	8													
CAL CALIFORNIA ST COL HAYWARD	70	117	78	19											
CAL CALIF STATE COL LONG BCH	206	192	123	103											
CAL CALIF STATE COL LOS ANGLS	139	90	249	228											
CAL CAL ST POLY COL POMONA	63	20													
CAL CAL STATE POLY SN LUIS PR	49	25	116	60											
CAL CALIF STATE COL FRESNO	145	100	63	10											
CAL CALIF STATE COL MAIN CAMPUS	69	54	60	41											
CAL HUMPHOLDT STATE COLLEGE	19	12	13	6											
CAL SACRAMENTO STATE COLLEGE	83	57	82	67											
CAL SAN DIEGO ST COL MAIN CAM	133	73	139	86											
CAL SAN FERNANDO VLY ST COL	54	44	123	87											
CAL SAN FRANCISCO STATE COL	160	71	220	241											

TABLE 6. --BACHELOR'S, MASTER'S, AND DOCTOR'S DEGREES CONFERRED IN INSTITUTIONS OF HIGHER EDUCATION, BY SEX OF STUDENT, FIELD OF STUDY, STATE OR OTHER AREA, AND INSTITUTION: AGGREGATE UNITED STATES, 1968-69 --CONTINUED

FIELD OF STUDY, STATE OR OTHER AREA, AND INSTITUTION	BACHELOR'S DEGREES REQUIRING 4 OR 5 YEARS		MASTER'S DEGREES		DOCTOR'S DEGREES (PH.D., ED.D., ETC.)		BACHELOR'S DEGREES REQUIRING 4 OR 5 YEARS		MASTER'S DEGREES		DOCTOR'S DEGREES (PH.D., ED.D., ETC.)			
	1	2	3	4	5	6	7	1	2	3	4	5	6	7
	1	2	3	4	5	6	7	1	2	3	4	5	6	7
(CONTINUED)														
EDUCATION, TOTAL														
CAL SAN JOSE STATE COLLEGE	161	149		156	90				120	511	104	259		
CAL SONOMA STATE COLLEGE	8	6		3							12	8		
CAL CHAPMAN COLLEGE	5	4		87	30				94	265	97	142		
CAL CLAREMONT UNIV CENTER				13	49	8								
CAL COL OF THE HOLY NAMES		12		1	3									
CAL DOMINICAN COL SAN RAFAEL				2	3				31	123	110	154	28	5
CAL IMMACULATE HEART COLLEGE				2					39	62	110	98		
CAL LA VERNE COLLEGE	12	5		20					32	157	1	101		
CAL LOMA LINDA U ALL CAMPUSES	12	25		26	16						20	40		
CAL L A BAPT COL & THEOL SEM	2	1												
CAL LOYOLA UNIV OF LOS ANG				32	25				17	35				
CAL MOUNT ST MARYS COLLEGE		1		2					31	184	43	77	1	
CAL OCCIDENTAL COLLEGE	5	1		7					4	102	28	39	8	2
CAL PACIFIC COLLEGE	1			1					8	29	56	125	38	11
CAL PACIFIC UNION COLLEGE	6	14		14	9				24	78	4	7		
CAL PASADENA COLLEGE	9	15		28	19						6	10		
CAL PEPPERDINE COLLEGE	15	5		19	11				3	96	108	249	23	5
CAL STANFORD UNIVERSITY				73	169	39	11		27	38	26	46		
CAL TAHOE PARADISE COLLEGE	2													
CAL US INTERNATIONAL UNIV	6	3		40	26	49	10				4	7		
CAL U OF CAL BERKELEY	12	18		38	61	62	22				14	26		
CAL U OF CAL DAVIS	7	8		12					28					
CAL U OF CAL LOS ANGELES	14	16		24	51	52	16		3	22				
CAL U OF CAL SANTA BARBARA	17	23		19	30				14	72				
CAL UNIVERSITY OF THE PACIFIC	19	33		25	12	1	3		28	101	24	46		
CAL UNIVERSITY OF REDLANDS	1	3		18	27				2	34	25	54		
CAL U SAN DIEGO COL FOR MEN				7	1				6					
CAL U SAN DIEGO COL FOR WOMEN				7					3	96	108	249	23	5
CAL UNIV OF SAN FRANCISCO		1							27	38	26	46		
CAL UNIVERSITY OF SANTA CLARA				22	20									
CAL UNIV OF STRN CALIFORNIA				25	13									
CAL UNIV OF STRN CALIFORNIA	5	15		389	312	82	17		147	500	127	110	56	24
CAL WESTMONT COLLEGE		2							78	484	156	181	79	22
CAL WHITTIER COLLEGE	8	13		63	36				80	442	35	169		
CAL WOODBURY COLLEGE	3	1							55	157				
COLL ADAM'S STATE COLLEGE	80	90		35	8				6	78	26	24		
COLL COLORADO COLLEGE		7		12	7				94	324	61	121	13	3
COLL COLORADO STATE COLLEGE	197	529		337	257	102	19		44	49				
COLL COLORADO STATE UNIV	121	108		134	69	5			26	100				
COLL FORT LEWIS COLLEGE	7	38							1	19				
COLL LORETTO HEIGHTS COLLEGE											61	132	1	
COLO METROPOLITAN STATE COL	1	6							1	28				
COLO SOUTHERN COLORADO ST COL	78	29							27	57				
COLO TEMPLE BUELL COLLEGE									5	58				
COLO UNIV COLO ALL CAMPUSES	63	262		65	116	14	6		5	40				
COLO UNIVERSITY OF DENVER	17	185		56	80	22	2			4				
CONN WSTRN STATE COL COLORADO	63	74		57	37					31	4	22		
CONN ANNHURST COLLEGE		34							39	127	9	17		
CONN CENTRAL CONN STATE COL	132	340		158	232				4	182	4	15		
CONN COL NOTRE DAME OF HILTON		3							96	280	41	36		
CONN EASTERN CONN STATE COL	27	140		41	31				7	72				
CONN FAIRFIELD UNIVERSITY	13			84	87				3	124	10	49		
CONN ST JOSEPH COLLEGE		53		1	7				5	16	6	21		
									8					
									12	43				

TABLE 4.--BACHELOR'S, MASTER'S, AND DOCTOR'S DEGREES CONFERRED IN INSTITUTIONS OF HIGHER EDUCATION, BY SEX OF STUDENT, FIELD OF STUDY, STATE OR OTHER AREA, AND INSTITUTION: AGGREGATE UNITED STATES, 1968-69 --CONTINUED

FIELD OF STUDY, STATE OR OTHER AREA, AND INSTITUTION	BACHELOR'S DEGREES REQUIRING 4 OR 5 YEARS		MASTER'S DEGREES		DOCTOR'S DEGREES (PH.D., ED.D., ETC.)		BACHELOR'S DEGREES REQUIRING 4 OR 5 YEARS		MASTER'S DEGREES		DOCTOR'S DEGREES (PH.D., ED.D., ETC.)	
	2	3	4	5	6	7	2	3	4	5	6	7
	1	1	1	1	1	1	1	1	1	1	1	1
GA NORTH GEORGIA COLLEGE	6	33	-	-	-	-	-	-	-	-	-	-
GA OGLETHORPE COLLEGE	7	38	-	-	-	-	-	-	-	-	-	-
GA PAINE COLLEGE	1	17	-	-	-	-	-	-	-	-	-	-
GA PIEDMONT COLLEGE	16	21	-	-	-	-	-	-	-	-	-	-
GA SAVANNAH STATE COLLEGE	18	58	-	-	-	-	-	-	-	-	-	-
GA SHORTER COLLEGE	4	38	-	-	-	-	-	-	-	-	-	-
GA TIFT COLLEGE	-	66	-	-	-	-	-	-	-	-	-	-
GA UNIVERSITY OF GEORGIA	111	564	205	229	31	9	-	-	-	-	-	-
GA VALDOSIA STATE COLLEGE	3	107	-	-	-	-	-	-	-	-	-	-
GA WESLEYAN COLLEGE	-	35	-	-	-	-	-	-	-	-	-	-
GA WEST GEORGIA COLLEGE	25	105	14	29	-	-	-	-	-	-	-	-
HAWAII CHURCH COLLEGE OF HAWAII	15	34	-	-	-	-	-	-	-	-	-	-
HAWAII UNIV HAWAII MAIN CAMPUS	43	371	82	162	-	1	-	-	-	-	-	-
IDA BOISE STATE COLLEGE	34	74	-	-	-	-	-	-	-	-	-	-
IDA COLLEGE OF IDAHO	15	33	16	8	-	-	-	-	-	-	-	-
IDA IDAHO STATE UNIVERSITY	56	139	35	15	-	-	-	-	-	-	-	-
IDA LEWIS-CLARK NORMAL SCHOOL	16	26	-	-	-	-	-	-	-	-	-	-
IDA NORTHWEST NAZARENE COL	18	54	-	-	-	-	-	-	-	-	-	-
IDA UNIVERSITY OF IDAHO	98	175	54	18	14	14	-	-	-	-	-	-
ILL AMERICAN CONS OF MUSIC	4	9	1	2	-	-	-	-	-	-	-	-
ILL AUGUSTANA COLLEGE	7	77	-	-	-	-	-	-	-	-	-	-
ILL AURORA COLLEGE	4	28	-	-	-	-	-	-	-	-	-	-
ILL BLACKBURN COLLEGE	1	11	-	-	-	-	-	-	-	-	-	-
ILL BRADLEY UNIVERSITY	48	151	83	44	-	-	-	-	-	-	-	-
ILL CHICAGO CONSERVATORY COL	3	4	2	-	-	-	-	-	-	-	-	-
ILL CHICAGO STATE COLLEGE	121	366	48	33	-	-	-	-	-	-	-	-
ILL CONCORDIA TEACHERS COL	185	260	37	13	-	-	-	-	-	-	-	-
ILL DELROUDES COLLEGE	9	9	-	-	-	-	-	-	-	-	-	-
ILL DEPAUL UNIVERSITY	43	153	58	93	-	-	-	-	-	-	-	-
ILL EASTERN ILLINOIS UNIV	156	409	87	59	-	-	-	-	-	-	-	-
ILL ELMHURST COLLEGE	-	61	-	-	-	-	-	-	-	-	-	-
ILL EUREKA COLLEGE	9	14	-	-	-	-	-	-	-	-	-	-
ILL GEORGE WILLIAMS COLLEGE	19	9	-	-	-	-	-	-	-	-	-	-
ILL GREENWILL COLLEGE	19	61	-	-	-	-	-	-	-	-	-	-
ILL ILLINOIS INST OF TECH	1	-	22	6	-	-	-	-	-	-	-	-
ILL ILLINOIS STATE UNIVERSITY	309	935	112	114	10	10	-	-	-	-	-	-
ILL ILLINOIS WESLEYAN UNIV	23	46	-	-	-	-	-	-	-	-	-	-
ILL KNOX COLLEGE	16	16	-	-	-	-	-	-	-	-	-	-
ILL LOYOLA UNIVERSITY	14	103	94	133	5	3	-	-	-	-	-	-
ILL MACMURRAY COLLEGE	5	50	-	-	-	-	-	-	-	-	-	-
ILL MCKENDREE COLLEGE	5	31	-	-	-	-	-	-	-	-	-	-
ILL MILLIKIN UNIVERSITY	11	50	8	10	-	-	-	-	-	-	-	-
ILL MONMOUTH COLLEGE	9	3	-	-	-	-	-	-	-	-	-	-
ILL MINDELEIN COLLEGE	11	11	-	-	-	-	-	-	-	-	-	-
ILL NATIONAL COLLEGE OF EDUC	10	127	4	62	-	-	-	-	-	-	-	-
ILL NORTH CENTRAL COLLEGE	11	49	-	-	-	-	-	-	-	-	-	-
ILL NORTHEASTERN ILL ST COL	23	69	26	88	-	-	-	-	-	-	-	-
ILL NORTHERN ILLINOIS UNIV	158	916	357	244	18	4	-	-	-	-	-	-
ILL NORTH PARK COL & THEO SEM	10	9	-	-	-	-	-	-	-	-	-	-
ILL NORTHWESTERN UNIVERSITY	49	173	37	125	24	7	-	-	-	-	-	-
ILL NAZARENE COLLEGE	29	91	-	-	-	-	-	-	-	-	-	-
ILL PEDESTAL FREREL TCHR C	2	119	-	-	-	-	-	-	-	-	-	-

(CONTINUED)

EDUCATION, TOTAL

(CONTINUED)

EDUCATION, TOTAL

ILL PRINCIPIA COLLEGE	7	-	-	-	-	-	-	-	-	-	-	-
ILL QUINCY COLLEGE	15	64	-	-	-	-	-	-	-	-	-	-
ILL ROCKFORD COLLEGE	8	32	17	24	-	-	-	-	-	-	-	-
ILL ROOSEVELT UNIVERSITY	25	118	99	98	-	-	-	-	-	-	-	-
ILL ROSARY COLLEGE	-	3	-	-	-	-	-	-	-	-	-	-
ILL ST XAVIER COLLEGE	-	51	-	-	-	-	-	-	-	-	-	-
ILL SCH OF ART INST OF CHGO	11	15	1	1	-	-	-	-	-	-	-	-
ILL SHERWOOD MUSIC SCHOOL	2	-	-	-	-	-	-	-	-	-	-	-
ILL SOUTHERN ILL U MAIN CAMPUS	234	430	177	110	-	-	-	-	-	-	-	-
ILL STRN ILL U EDWARDSVIL CAM	109	265	154	142	-	-	-	-	-	-	-	-
ILL TRINITY COLLEGE	2	25	-	-	-	-	-	-	-	-	-	-
ILL UNIVERSITY OF CHICAGO	-	-	17	58	-	-	-	-	-	-	-	-
ILL UNIV OF ILL URBANA CAMPUS	138	446	328	422	-	-	-	-	-	-	-	-
ILL UNIV ILL CHICAGO CIRCLE	17	113	-	-	-	-	-	-	-	-	-	-
ILL VANDERCOOK COL OF MUSIC	11	-	36	3	-	-	-	-	-	-	-	-
ILL WESTERN ILLINOIS UNIV	203	364	51	36	-	-	-	-	-	-	-	-
ILL WHFATON COLLEGE	13	50	-	-	-	-	-	-	-	-	-	-
IND ANDERSON COLLEGE	16	59	-	-	-	-	-	-	-	-	-	-
IND RALL STATE UNIVERSITY	235	745	214	350	-	-	-	-	-	-	-	-
IND RETHEL COLLEGE INC	12	41	-	-	-	-	-	-	-	-	-	-
IND RUTLER UNIVERSITY	52	122	70	200	-	-	-	-	-	-	-	-
IND DEPAUL UNIVERSITY	4	55	5	7	-	-	-	-	-	-	-	-
IND EARLHAM COL ALL CAMPUSES	6	17	-	-	-	-	-	-	-	-	-	-
IND FORT WAYNE ART INST	2	-	-	-	-	-	-	-	-	-	-	-
IND FORT WAYNE RIPLE COLLEGE	5	22	-	-	-	-	-	-	-	-	-	-
IND FRANKLIN COL OF INDIANA	9	21	-	-	-	-	-	-	-	-	-	-
IND GOSHEN COL F. BAPTICAL SEM	4	28	-	-	-	-	-	-	-	-	-	-
IND GRACE THEOL SEM & COL	15	37	-	-	-	-	-	-	-	-	-	-
IND HANOVER COLLEGE	4	27	-	-	-	-	-	-	-	-	-	-
IND HUNTINGTON COLLEGE	22	37	-	-	-	-	-	-	-	-	-	-
IND INDIANA CENTRAL COLLEGE	32	60	-	-	-	-	-	-	-	-	-	-
IND INDIANA STATE UNIVERSITY	309	438	225	291	-	-	-	-	-	-	-	-
IND INDIANA UNIV ALL CAMPUSES	135	731	579	712	-	-	-	-	-	-	-	-
IND MANCHESTER COLLEGE	35	113	-	-	-	-	-	-	-	-	-	-
IND MARIAN COL INDIANAPOLIS	1	8	-	-	-	-	-	-	-	-	-	-
IND MARION COLLEGE MARION	14	52	-	-	-	-	-	-	-	-	-	-
IND OAKLAND CITY COLLEGE	28	42	-	-	-	-	-	-	-	-	-	-
IND PURDUE UNIV MAIN CAMPUS	130	341	106	180	-	-	-	-	-	-	-	-
IND PURDUE UNIV CALUMET CAMPUS	7	26	-	-	-	-	-	-	-	-	-	-
IND PURDUE UNIV FT WAYNE	1	-	-	-	-	-	-	-	-	-	-	-
IND PURDUE UNIV INDIANAPOLIS	-	-	-	-	-	-	-	-	-	-	-	-
IND PURDUE UNIV NTH CFN CAMPUS	-	-	-	-	-	-	-	-	-	-	-	-
IND ST BENEDICT COLLEGE	1	32	-	-	-	-	-	-	-	-	-	-
IND ST FRANCIS COLLEGE	17	33	62	123	-	-	-	-	-	-	-	-
IND ST JOSEPH COL MAIN CAMPUS	11	2	-	-	-	-	-	-	-	-	-	-
IND ST JOS COL CALUMET CAMPUS	5	34	-	-	-	-	-	-	-	-	-	-
IND ST MARYS COLLEGE	-	124	6	41	-	-	-	-	-	-	-	-
IND ST MARY OF THE WORDS COL	-	70	-	-	-	-	-	-	-	-	-	-
IND TAYLOR UNIVERSITY	70	49	-	-	-	-	-	-	-	-	-	-
IND UNIV OF EVANSVILLE	45	150	13	61	-	-	-	-	-	-	-	-
IND UNIVERSITY OF NOTRE DAME	-	-	48	63	-	-	-	-	-	-	-	-
IND VALPARAISO UNIVERSITY	12	84	-	-	-	-	-	-	-	-	-	-
IOWA RR RAP CLIFF COLLEGE	-	21	-	-	-	-	-	-	-	-	-	-

FIELD OF STUDY, STATE OR OTHER AREA, AND INSTITUTION	BACHELOR'S DEGREES REQUIRING 4 OR 5 YEARS				MASTER'S DEGREES (PH.D., ED.D., ETC.)				DOCTOR'S DEGREES (PH.D., ED.D., ETC.)			
	MEN		WOMEN		MEN		WOMEN		MEN		WOMEN	
	2	3	4	5	6	7	2	3	4	5	6	7
(CONTINUED)												
EDUCATION, TOTAL												
IOWA BUENA VISTA COLLEGE	22	61	-	-	-	-	-	7	42	-	-	-
IOWA CENTRAL UNIV OF IOWA	25	53	-	-	-	-	30	35	-	-	-	-
IOWA CLARKE COLLEGE	-	4	10	30	-	-	12	41	-	-	-	-
IOWA COE COLLEGE	5	9	-	-	-	-	6	61	-	-	-	-
IOWA CORNELL COLLEGE	5	7	-	-	-	-	23	51	15	40	-	-
IOWA DODD COLLEGE	8	52	-	-	-	-	-	50	-	-	-	-
IOWA DRAKE UNIVERSITY	44	442	84	62	-	-	80	79	-	-	-	-
IOWA GRACELAND COLLEGE	16	44	-	-	-	-	224	303	93	60	-	-
IOWA GRINNELL COLLEGE	1	2	66	10	22	-	13	50	17	15	-	-
IOWA IOWA ST U OF SCI & TECH	126	249	-	-	-	-	22	16	-	-	-	-
IOWA IOWA WESLEYAN COLLEGE	13	61	-	-	-	-	1	16	-	-	-	-
IOWA LORAS COLLEGE	4	84	14	11	-	-	20	39	-	-	-	-
IOWA LUTHER COLLEGE	10	84	-	-	-	-	18	44	-	-	-	-
IOWA MARYREST COLLEGE	-	109	-	-	-	-	195	312	80	57	-	-
IOWA NORTHWESTERN COLLEGE	22	19	-	-	-	-	163	300	134	112	-	-
IOWA MORNINGSTAR COLLEGE	20	54	-	1	-	-	1	50	-	-	-	-
IOWA MOUNT MERCY COLLEGE	-	12	-	-	-	-	39	95	-	-	-	-
IOWA NORTHWESTERN COLLEGE	20	18	-	-	-	-	-	50	-	-	-	-
IOWA PARSONS COLLEGE	46	64	-	-	-	-	-	50	-	-	-	-
IOWA ST AMBROSE COLLEGE	13	11	-	-	-	-	11	39	-	-	-	-
IOWA STIMPSON COLLEGE	14	43	-	-	-	-	22	31	-	-	-	-
IOWA UNIV DUROQUE MAIN CAMPUS	5	21	-	-	-	-	64	371	59	133	18	2
IOWA UNIVERSITY OF IOWA	36	314	142	119	71	16	21	77	28	89	-	-
IOWA UNIV OF NORTHERN IOWA	132	455	95	39	-	-	148	331	186	152	-	-
IOWA UPPER IOWA UNIVERSITY	18	55	-	-	-	-	8	42	-	-	-	-
IOWA WARTBURG COLLEGE	24	81	-	-	-	-	27	42	-	-	-	-
IOWA WESTMAR COLLEGE	31	75	-	-	-	-	26	133	65	27	-	-
IOWA WILLIAM PENN COLLEGE	45	61	-	-	-	-	102	232	-	-	-	-
KANS BAKER UNIVERSITY	12	38	-	-	-	-	11	44	-	-	-	-
KANS BETHANY COLLEGE	7	17	-	-	-	-	32	175	41	67	-	-
KANS BETHEL COLLEGE	14	20	-	-	-	-	54	310	72	83	26	5
KANS COLLEGE OF EMPORIA	11	16	-	-	-	-	6	78	16	41	-	-
KANS FORT HAYS KANS STATE COL	118	200	74	64	-	-	61	164	42	41	-	-
KANS FRIENDS UNIVERSITY	17	23	-	-	-	-	36	164	52	49	-	-
KANS KANS ST COL OF PITTSBURG	111	215	118	82	-	-	72	157	51	87	-	-
KANS KANS ST CHRIS COL EMPORIA	171	402	228	162	-	-	-	45	-	-	-	-
KANS KANSAS ST U AG & APP SCI	72	311	39	50	-	-	70	145	22	17	-	-
KANS KANSAS WESLEYAN UNIV	13	26	-	-	-	-	107	332	67	116	-	-
KANS MARYMOUNT COLLEGE	6	6	-	-	-	-	57	207	24	32	-	-
KANS MCPHERSON COLLEGE	22	28	-	-	-	-	3	44	3	11	-	-
KANS MOUNT ST SCHOLASTICA COL	-	46	-	-	-	-	-	-	21	3	-	-
KANS OTTAWA UNIVERSITY	21	33	-	-	-	-	9	23	-	-	-	-
KANS SACRED HEART COLLEGE	-	30	-	-	-	-	6	7	-	-	-	-
KANS ST BENEDICTS COLLEGE	15	-	-	-	-	-	17	50	-	-	-	-
KANS ST MARY COLLEGE	-	69	-	15	-	-	180	486	148	166	-	-
KANS ST MARY OF THE PLAINS COL	17	27	-	-	-	-	21	56	-	-	-	-
KANS SOUTHWESTERN COLLEGE	2	49	-	-	-	-	7	59	-	-	-	-
KANS STERLING COLLEGE	9	46	-	-	-	-	7	30	-	-	-	-
KANS TABOR COLLEGE	5	20	-	-	-	-	7	76	4	4	-	-
KANS UNIVERSITY OF KANSAS	76	411	75	115	41	10	47	118	56	23	-	-
KANS WASHBURN UNIV OF TOPEKA	18	92	11	31	-	-	47	118	-	-	-	-
KANS WICHITA STATE UNIVERSITY	76	216	80	82	1	-	47	118	-	-	-	-



TABLE 4.--BACHELOR'S, MASTER'S, AND DOCTOR'S DEGREES CONFERRED IN INSTITUTIONS OF HIGHER EDUCATION, BY SEX OF STUDENT, FIELD OF STUDY, STATE OR OTHER AREA, AND INSTITUTION: AGGREGATE UNITED STATES, 1968-69 --CONTINUED

FIELD OF STUDY, STATE OR OTHER AREA, AND INSTITUTION	BACHELOR'S DEGREES REQUIRING 4 OR 5 YEARS		MASTER'S DEGREES		DOCTOR'S DEGREES (PH.D., ED.D., ETC.)		BACHELOR'S DEGREES REQUIRING 4 OR 5 YEARS		MASTER'S DEGREES		DOCTOR'S DEGREES (PH.D., ED.D., ETC.)	
	2	3	4	5	6	7	2	3	4	5	6	7
	1	1	1	1	1	1	1	1	1	1	1	1
(CONTINUED)												
EDUCATION, TOTAL												
MD GOUCHER COLLEGE	-	17	1	30	-	-	22	56	-	-	-	-
MD HOOD COLLEGE	4	28	-	-	-	-	2	3	-	-	-	-
MD JOHNS HOPKINS U ALL CAM	4	9	24	74	1	-	4	42	-	-	-	-
MD LOYOLA COLLEGE	-	-	65	70	-	-	-	-	-	-	-	-
MD MARYLAND INST COL OF ART	19	14	10	3	-	-	15	54	40	26	-	-
MD MORGAN STATE COLLEGE	53	125	1	20	-	-	1	4	-	-	-	-
MD MOUNT ST AGNES COLLEGE	33	33	-	-	-	-	12	151	-	-	-	-
MD PEARDY CONS OF MUSIC	9	8	3	2	-	-	191	327	179	92	-	-
MD ST JOSEPH COLLEGE	-	30	-	-	-	-	195	709	626	408	-	-
MD SALISBURY STATE COLLEGE	4	57	1	1	-	-	85	19	-	-	-	-
MD TOWSON STATE COLLEGE	57	396	57	51	-	-	8	7	-	-	-	-
MD UNIV MD MAIN CAMPUS	160	719	112	196	50	18	8	39	-	-	-	-
MD UNIV OF MARYLAND ST COL	30	21	-	-	-	-	5	5	-	-	-	-
MD WESTERN MARYLAND COLLEGE	3	6	27	9	-	-	-	-	-	-	-	-
MASS AMERICAN INTERNATL COL	15	84	15	19	-	-	-	57	3	74	-	-
MASS ANNA MARIA COL FOR WOMEN	-	69	-	-	-	-	-	-	-	-	-	-
MASS ASSUMPTION COLLEGE	3	8	-	-	-	-	-	-	-	-	-	-
MASS ATLANTIC UNION COLLEGE	8	13	-	-	-	-	-	-	-	-	-	-
MASS BERKSHIRE CHRISTIAN COL	-	8	-	-	-	-	-	-	-	-	-	-
MASS BOSTON COLLEGE	11	96	65	130	12	3	-	-	-	-	-	-
MASS BOSTON CONS OF MUSIC	18	9	6	1	-	-	220	1,143	549	497	115	30
MASS BOSTON UNIVERSITY	88	551	191	384	45	23	175	251	83	52	-	-
MASS CARDINAL CUSHING COL INC	-	20	-	-	-	-	11	96	4	14	-	-
MASS CLARK UNIVERSITY	-	-	5	9	-	-	4	6	-	-	-	-
MASS CURRY COLLEGE	3	29	-	-	-	-	-	-	-	-	-	-
MASS EASTERN NAZARENE COLLEGE	10	34	-	-	-	-	-	-	-	-	-	-
MASS EMERSON COLLEGE	8	80	6	16	-	-	4	3	-	21	-	-
MASS EMANUEL COLLEGE	-	93	-	3	-	-	9	61	63	117	-	-
MASS GORDON COLLEGE	9	48	-	-	-	-	97	285	234	427	70	17
MASS HARVARD UNIVERSITY	-	-	65	66	48	11	236	795	317	394	60	14
MASS LESLEY COLLEGE	-	127	-	18	-	-	222	539	270	230	1	1
MASS MASSACHUSETTS COL OF ART	4	17	-	-	-	-	16	77	-	-	-	-
MASS NORTH ADAMS STATE COL	15	42	18	20	-	-	179	221	30	9	-	-
MASS STATE COL AT BOSTON	213	384	162	119	-	-	3	31	-	-	-	-
MASS STATE COL AT BRIDGEWATER	33	274	46	25	-	-	91	-	-	-	-	-
MASS STATE COL AT FITCHBURG	66	126	28	33	-	-	30	124	-	-	-	-
MASS STATE COL AT FRAMINGHAM	1	205	19	26	-	-	50	78	-	-	-	-
MASS STATE COL AT LOWELL	34	195	20	90	-	-	46	122	-	-	-	-
MASS STATE COL AT SALEM	62	304	79	27	-	-	7	53	-	-	-	-
MASS STATE COL AT WESTFIELD	35	137	61	30	-	-	12	10	-	-	-	-
MASS STATE COL AT WORCESTER	33	178	87	67	-	-	1	-	-	-	-	-
MASS MOUNT ALVERNA COLLEGE	-	5	5	4	-	-	8	35	-	-	-	-
MASS NEW ENG CONS OF MUSIC	10	15	5	4	-	-	160	531	108	48	-	-
MASS NORTHWESTERN UNIVERSITY	87	92	101	141	-	-	115	294	17	11	-	-
MASS SCH OF MUSEUM FINE ARTS	9	11	-	-	-	-	145	377	130	34	-	-
MASS SIMMONS COLLEGE	-	40	2	42	-	-	3	-	-	-	-	-
MASS SMITH COLLEGE	-	7	1	43	-	-	8	16	-	-	-	-
MASS SPRINGFIELD COLLEGE	128	77	82	32	6	2	83	166	222	151	77	14
MASS SUFFOLK UNIV ALL CAMPUSES	9	77	25	15	-	-	312	944	48	-	-	-
MASS TUFTS UNIVERSITY	13	37	19	105	-	-	16	48	-	-	-	-
MASS UNIV MASS AMHERST CAMPUS	60	301	80	92	11	-	112	197	105	26	-	-
MASS WHEELOCK COLLEGE	-	127	3	65	-	-	64	166	-	-	-	-
MASS WHEELOCK COLLEGE	-	127	3	65	-	-	65	149	20	30	-	-

TABLE 4.—BACHELOR'S, MASTER'S, AND DOCTOR'S DEGREES CONFERRED IN INSTITUTIONS OF HIGHER EDUCATION, BY SEX OF STUDENT, FIELD OF STUDY, STATE OR OTHER AREA, AND INSTITUTION: AGGREGATE UNITED STATES, 1968-69 —CONTINUED

FIELD OF STUDY, STATE OR OTHER AREA, AND INSTITUTION	BACHELOR'S DEGREES REQUIRING 4 OR 5 YEARS		MASTER'S DEGREES		DOCTOR'S DEGREES (PH.D., ED.D., ETC.)		BACHELOR'S DEGREES REQUIRING 4 OR 5 YEARS		MASTER'S DEGREES		DOCTOR'S DEGREES (PH.D., ED.D., ETC.)			
	1	2	3	4	5	6	7	1	2	3	4	5	6	7
	EDUCATION, TOTAL	EDUCATION, TOTAL	EDUCATION, TOTAL	EDUCATION, TOTAL	EDUCATION, TOTAL	EDUCATION, TOTAL	EDUCATION, TOTAL	EDUCATION, TOTAL	EDUCATION, TOTAL	EDUCATION, TOTAL	EDUCATION, TOTAL	EDUCATION, TOTAL	EDUCATION, TOTAL	EDUCATION, TOTAL
MISS JACKSON STATE COLLEGE	86	158	—	10	4	—	—	MONT WESTERN MONTANA COLLEGE	47	80	17	14	—	—
MISS MILLSAPS COLLEGE	—	30	—	—	—	—	—	MONT WESTERN MONTANA COLLEGE	48	125	20	9	—	—
MISS MISSISSIPPI COLLEGE	28	103	—	22	47	—	—	MONT WESTERN MONTANA COLLEGE	—	36	—	—	—	—
MISS MISSISSIPPI INDIAN COLLEGE	3	337	—	—	—	—	—	MONT WESTERN MONTANA COLLEGE	5	38	5	—	—	—
MISS MISS STATE COL FOR WOMEN	—	222	—	16	—	—	—	MONT WESTERN MONTANA COLLEGE	20	48	27	32	—	—
MISS MISSISSIPPI STATE UNIV	199	198	—	95	72	—	—	MONT WESTERN MONTANA COLLEGE	18	39	—	—	—	—
MISS MISS VALLEY STATE COLLEGE	61	172	—	—	—	—	—	MONT WESTERN MONTANA COLLEGE	11	40	—	—	—	—
MISS RUST COLLEGE	4	30	—	—	—	—	—	MONT WESTERN MONTANA COLLEGE	16	1	—	—	—	—
MISS TOUGALOO COLLEGE	10	21	—	—	—	—	—	MONT WESTERN MONTANA COLLEGE	7	8	—	—	—	—
MISS UNIV MISS MAIN CAMPUS	36	186	—	59	159	21	6	MONT WESTERN MONTANA COLLEGE	1	2	—	—	—	—
MISS UNIV OF STARN MISSISSIPPI	118	347	—	77	127	34	18	MONT WESTERN MONTANA COLLEGE	133	325	58	13	—	—
MISS WHITWORTH COLLEGE	—	11	—	—	—	—	—	MONT WESTERN MONTANA COLLEGE	7	10	—	—	—	—
MISS WILLIAM CAREY COLLEGE	13	29	—	—	—	—	—	MONT WESTERN MONTANA COLLEGE	16	1	—	—	—	—
MISS AVILA COLLEGE	1	31	—	—	—	—	—	MONT WESTERN MONTANA COLLEGE	1	9	—	—	—	—
MISS CENTRAL METHODIST COLLEGE	16	60	—	—	—	—	—	MONT WESTERN MONTANA COLLEGE	1	2	—	—	—	—
MISS UNIV MISS MAIN CAMPUS	114	396	—	114	91	—	—	MONT WESTERN MONTANA COLLEGE	72	200	66	72	—	—
CENTRAL MO ST COL ALL CAMPUS	138	40	—	—	—	—	—	MONT WESTERN MONTANA COLLEGE	76	213	21	9	—	—
CULVER STOCKTON COLLEGE	17	40	—	—	—	—	—	MONT WESTERN MONTANA COLLEGE	15	54	11	15	—	—
DRURY COLLEGE	9	36	—	25	48	—	—	MONT WESTERN MONTANA COLLEGE	29	113	44	19	—	—
EVANGEL COLLEGE	23	36	—	—	—	—	—	MONT WESTERN MONTANA COLLEGE	149	544	144	125	—	—
FONTBONNE COLLEGE	—	81	—	—	—	—	—	MONT WESTERN MONTANA COLLEGE	72	200	66	72	—	—
HARRIS TEACHERS COLLEGE	55	126	—	—	—	—	—	MONT WESTERN MONTANA COLLEGE	13	45	—	—	—	—
LINCOLN UNIVERSITY	45	104	—	7	5	—	—	MONT WESTERN MONTANA COLLEGE	69	95	—	—	—	—
LINDENWOOD COLLEGE	—	52	—	—	—	—	—	MONT WESTERN MONTANA COLLEGE	11	28	—	—	—	—
MISSOURI SOUTHERN COLLEGE	9	57	—	—	—	—	—	MONT WESTERN MONTANA COLLEGE	149	544	144	125	—	—
MISSOURI VALLEY COLLEGE	20	41	—	—	—	—	—	MONT WESTERN MONTANA COLLEGE	72	200	66	72	—	—
NORTHEAST MISSOURI ST COL	213	325	—	162	108	—	—	MONT WESTERN MONTANA COLLEGE	13	45	—	—	—	—
NORTHWEST MISSOURI ST COL	119	222	—	43	13	—	—	MONT WESTERN MONTANA COLLEGE	15	54	11	15	—	—
NOTRE DAME COLLEGE	—	13	—	—	—	—	—	MONT WESTERN MONTANA COLLEGE	29	113	44	19	—	—
PARK COLLEGE	1	13	—	—	—	—	—	MONT WESTERN MONTANA COLLEGE	—	1	—	—	—	—
ROCKHURST COLLEGE	6	—	—	—	—	—	—	MONT WESTERN MONTANA COLLEGE	2	—	—	—	—	—
ST LOUIS U ALL CAMPUSES	1	10	—	38	110	15	9	MONT WESTERN MONTANA COLLEGE	2	—	—	—	—	—
SCHOOL OF THE OZARKS	8	25	—	—	—	—	—	MONT WESTERN MONTANA COLLEGE	2	28	—	—	—	—
SOUTHEAST MISSOURI ST COL	110	301	—	39	17	—	—	MONT WESTERN MONTANA COLLEGE	2	28	—	—	—	—
SOUTHWEST BAPTIST COLLEGE	7	54	—	—	—	—	—	MONT WESTERN MONTANA COLLEGE	—	71	4	11	—	—
SOUTHWEST MISSOURI ST COL	44	246	—	4	5	—	—	MONT WESTERN MONTANA COLLEGE	26	120	52	58	—	—
STEPHENS COLLEGE	—	9	—	—	—	—	—	MONT WESTERN MONTANA COLLEGE	45	123	11	11	—	—
TARKIO COLLEGE	15	14	—	—	—	—	—	MONT WESTERN MONTANA COLLEGE	42	109	4	4	—	—
UNIV MISSOURI AT COLUMBIA	108	468	—	191	167	63	6	MONT WESTERN MONTANA COLLEGE	1	—	—	—	—	—
UNIV MISSOURI AT KANSAS CITY	28	123	—	80	153	—	—	MONT WESTERN MONTANA COLLEGE	—	53	—	—	—	—
UNIV MISSOURI AT ST LOUIS	8	130	—	40	28	—	—	MONT WESTERN MONTANA COLLEGE	130	546	117	65	—	—
WASHINGTON UNIVERSITY	4	16	—	24	71	8	1	MONT WESTERN MONTANA COLLEGE	141	536	48	92	—	—
WEBSTER COLLEGE	3	4	—	—	—	—	—	MONT WESTERN MONTANA COLLEGE	48	163	5	5	—	—
WESTMINSTER COLLEGE	19	42	—	—	—	—	—	MONT WESTERN MONTANA COLLEGE	117	646	152	190	—	—
WILLIAM JEWELL COLLEGE	—	37	—	—	—	—	—	MONT WESTERN MONTANA COLLEGE	64	570	64	126	—	—
WILLIAM WOODS COLLEGE	—	37	—	—	—	—	—	MONT WESTERN MONTANA COLLEGE	7	56	19	18	—	—
MONT CARROLL COLLEGE	3	22	—	—	—	—	—	MONT WESTERN MONTANA COLLEGE	14	37	105	97	—	—
MONT COLLEGE OF GREAT FALLS	1	48	—	—	—	—	—	MONT WESTERN MONTANA COLLEGE	4	9	—	—	—	—
MONT EASTERN MONTANA COLLEGE	69	179	—	14	19	—	—	MONT WESTERN MONTANA COLLEGE	40	180	225	141	—	—
MONT MONTANA STATE UNIVERSITY	61	195	—	39	17	4	1	MONT WESTERN MONTANA COLLEGE	162	503	190	102	—	—
MONT NORTHERN MONTANA COLLEGE	42	54	—	—	—	—	—	MONT WESTERN MONTANA COLLEGE	14	21	—	—	—	—
MONT ROCKY MOUNTAIN COLLEGE	9	16	—	—	—	—	—	MONT WESTERN MONTANA COLLEGE	15	7	—	—	—	—
MONT UNIVERSITY OF MONTANA	59	172	—	55	30	7	—	MONT WESTERN MONTANA COLLEGE	46	128	56	61	—	—



TABLE 4.--BACHELOR'S, MASTER'S, AND DOCTOR'S DEGREES CONFERRED IN INSTITUTIONS OF HIGHER EDUCATION, BY SEX OF STUDENT, FIELD OF STUDY, STATE OR OTHER AREA, AND INSTITUTION: AGGREGATE UNITED STATES, 1968-69 --CONTINUED

FIELD OF STUDY, STATE OR OTHER AREA, AND INSTITUTION	BACHELOR'S DEGREES REQUIRING 4 OR 5 YEARS		MASTER'S DEGREES		DOCTOR'S DEGREES (PH.D., ED.D., ETC.)		BACHELOR'S DEGREES REQUIRING 4 OR 5 YEARS		MASTER'S DEGREES		DOCTOR'S DEGREES (PH.D., ED.D., ETC.)			
	1	2	3	4	5	6	7	1	2	3	4	5	6	7
	1	2	3	4	5	6	7	1	2	3	4	5	6	7
(CONTINUED)														
EDUCATION, TOTAL														
OREG WILLAMETTE UNIVERSITY	2	4	4	2	3	—	—	PA ST JOSEPH COLLEGE	22	84	12	11	—	—
PA ACAD OF THE NEW CHURCH	3	3	—	2	—	—	—	PA SETON HILL COLLEGE	—	23	—	—	—	—
PA ALLEGHENY COLLEGE	—	—	—	2	2	—	—	PA SUSQUEHANNA UNIVERSITY	10	13	—	—	—	—
PA ALVERNIA COLLEGE	—	27	—	—	—	—	—	PA TEMPLE UNIVERSITY	91	566	379	430	37	3
PA REAVER COLLEGE	—	47	—	—	—	—	—	PA THIEL COLLEGE	—	—	1	—	—	—
PA BRYN MAWR COLLEGE	—	—	—	2	—	—	—	PA UNIV OF PENNSYLVANIA	—	38	31	91	7	3
PA BUCKNELL UNIVERSITY	1	35	—	25	11	—	—	PA UNIV PITTSBG ALL CAMPUSES	47	191	269	403	22	7
PA CABRINI COLLEGE	—	37	—	—	—	—	—	PA UNIVERSITY OF SCRANTON	3	2	67	59	—	—
PA GANNON COLLEGE	—	29	—	4	2	—	—	PA URSINUS COLLEGE	—	7	—	—	—	—
PA CHESTNUT HILL COLLEGE	—	48	—	—	—	—	—	PA VILLA MARIA COLLEGE	—	—	—	—	—	—
PA COLLEGE MISERICORDIA	—	142	—	—	—	—	—	PA VILLANOVA UNIVERSITY	—	83	—	—	—	—
PA DREXEL INST OF TECHNOLOGY	4	43	—	—	—	—	—	PA WAYNESBURG COLLEGE	9	26	58	66	—	—
PA DROPSIE COL HERB COG LRNG	—	—	—	—	—	—	—	PA WESTMINSTER COLLEGE	4	68	119	78	—	—
PA DUQUESNE UNIVERSITY	39	145	—	87	140	—	—	PA WILKES COLLEGE	33	59	—	—	—	—
PA EASTERN BAPTIST COLLEGE	—	6	—	—	—	—	—	R I BARRINGTON COLLEGE	7	40	—	—	—	—
PA ELIZABETHTOWN COLLEGE	23	82	—	—	—	—	—	R I BROWN UNIVERSITY	—	—	—	—	—	—
PA GANNON COLLEGE	4	2	—	15	13	—	—	R I BRYANT COLLEGE OF BUS ADM	27	30	—	—	—	—
PA GENEVA COLLEGE	14	47	—	—	—	—	—	R I CATHOLIC TEACHERS COLLEGE	1	30	—	—	—	—
PA GETTYSBURG COLLEGE	7	20	—	—	—	—	—	R I MOUNT ST JOSEPH COLLEGE	—	47	—	—	—	—
PA GROVE CITY COLLEGE	2	46	—	—	—	—	—	R I RHODE ISLAND COLLEGE	40	323	50	100	—	—
PA GWYNEDO-MERCY COLLEGE	—	77	—	—	—	—	—	R I R J SCHMIDT OF DESIGN	3	8	6	16	—	—
PA HOLY FAMILY COLLEGE	—	19	—	—	—	—	—	R I UNIV R J ALL CAMPUSES	35	47	43	32	—	—
PA INMACULATA COLLEGE	—	103	—	—	—	—	—	S C ALLEN UNIVERSITY	35	60	—	—	—	—
PA INDIANA U OF PA ALL CAM	126	515	—	80	73	—	—	S C BENEDICT COLLEGE	29	93	—	—	—	—
PA JUNIATA COLLEGE	2	31	—	—	—	—	—	S C RAPTIST COL OF CHARLESTON	29	4	—	—	—	—
PA LERANDON VALLEY COLLEGE	18	31	—	—	—	—	—	S C CENTRAL MESLEIAN COLLEGE	1	9	—	—	—	—
PA LEHIGH UNIVERSITY	—	—	—	87	86	—	—	S C CITADEL MILITARY COL S C	10	—	—	—	—	—
PA LINCOLN UNIVERSITY	4	—	—	6	32	—	—	S C CLARFLIN COLLEGE	14	39	—	—	—	—
PA MARYWOOD COLLEGE	—	208	—	—	—	—	—	S C CLEMSON UNIV ALL CAMPUSES	118	57	20	19	—	—
PA MERCYHURST COLLEGE	—	63	—	—	—	—	—	S C COCKER COLLEGE FOR WOMEN	—	23	—	—	—	—
PA MONRE COLLEGE OF ART	—	30	—	—	—	—	—	S C COLUMBIA COLLEGE	—	83	—	—	—	—
PA MORAVIAN COL MAIN CAMPUS	6	33	—	—	—	—	—	S C CONVERSE COLLEGE	—	8	—	—	—	—
PA MOUNT MERCY COLLEGE	—	70	—	—	—	—	—	S C ERSKINE COLLEGE	8	41	—	—	—	—
PA P M C COLLEGES	1	—	—	30	37	—	—	S C FURMAN UNIVERSITY	—	56	16	24	—	—
PA BLOOMSBURG STATE COLLEGE	145	255	—	—	—	—	—	S C LANDER COLLEGE	—	37	—	—	—	—
PA CALIFORNIA STATE COLLEGE	243	381	—	26	20	—	—	S C LIMESTONE COLLEGE	1	46	—	—	—	—
PA CHEYNEY STATE COLLEGE	53	140	—	—	—	—	—	S C MORRIS COLLEGE	2	29	—	—	—	—
PA CLARION ST COL MAIN CAM	64	265	—	13	18	—	—	S C NEWMERRY COLLEGE	6	31	—	—	—	—
PA EAST STRONDSBURG ST COL	84	203	—	29	13	—	—	S C SOUTH CAROLINA ST COLLEGE	32	75	68	70	—	—
PA EDINBORO STATE COLLEGE	90	377	—	46	73	—	—	S C UNIV S C ALL CAMPUSES	30	189	53	39	—	—
PA KUTVONN STATE COLLEGE	75	269	—	40	71	—	—	S C VANDERBILT COLLEGE	4	6	—	—	—	—
PA LUCK HAVEN STATE COLLEGE	64	182	—	—	—	—	—	S C WINTHROP COLLEGE	15	42	—	—	—	—
PA MANSFIELD STATE COLLEGE	80	242	—	3	—	—	—	S D AUGUSTANA COLLEGE	53	159	24	23	—	—
PA MILLERSVILLE STATE COL	133	309	—	39	35	—	—	S D BLACK HILLS STATE COLLEGE	13	79	—	—	—	—
PA SHIPPENSBURG STATE COL	108	334	—	127	123	—	—	S D DENVER STATE COLLEGE	64	49	—	—	—	—
PA SLIPPERY ROCK STATE COL	116	377	—	28	34	—	—	S D HURON COLLEGE	24	46	—	—	—	—
PA WEST CHESTER STATE COL	197	648	—	71	52	—	—	S D MOUNT MARY COLLEGE	54	279	63	24	—	—
PA PENN ST UNIV ALL CAMPUSES	188	603	—	156	142	—	—	S D NORTHERN STATE COLLEGE	17	76	—	—	—	—
PA PHILA COLLEGE OF ART	12	24	—	—	—	—	—	S D SIOUX FALLS COLLEGE	60	79	114	25	—	—
PA PHILA MUSICAL ACADEMY	10	2	—	—	—	—	—	S D SOUTH DAKOTA STATE UNIV	59	65	—	—	—	—
PA POINT PARK COLLEGE	—	35	—	—	—	—	—	S D SOUTHERN STATE COLLEGE	41	125	79	34	—	—
PA ST FRANCIS COLLEGE	9	48	—	—	—	—	—	S D UNIVERSITY SOUTH DAKOTA	—	—	—	—	—	—

TABLE 4. BACHELOR'S, MASTER'S, AND DOCTOR'S DEGREES CONFERRED BY INSTITUTIONS OF HIGHER EDUCATION, BY SEX OF STUDENT, FIELD OF STUDY, STATE OR OTHER AREA, AND INSTITUTION: AGGREGATE UNITED STATES, 1968-69 --CONTINUED

FIELD OF STUDY, STATE OR OTHER AREA, AND INSTITUTION	BACHELOR'S DEGREES REQUIRING 4 OR 5 YEARS		MASTER'S DEGREES		DOCTOR'S DEGREES (PH.D., ED.D., ETC.)		BACHELOR'S DEGREES REQUIRING 4 OR 5 YEARS		MASTER'S DEGREES		DOCTOR'S DEGREES (PH.D., ED.D., ETC.)			
	1	2	3	4	5	6	7	1	2	3	4	5	6	7
	1	2	3	4	5	6	7	1	2	3	4	5	6	7
(CONTINUED)														
EDUCATION, TOTAL														
SD YANKTON COLLEGE	22	23												
TENN AUSTIN PEAY STATE UNIV	44	86												
TENN BELMONT COLLEGE	14	43												
TENN BETHEL COLLEGE	28	29												
TENN CARSON NEWMAN COLLEGE	30	58												
TENN DAVID LIPSICOMB COLLEGE	15	102												
TENN E TENN ST U ALL CAMPUSES	103	199												
TENN FISK UNIVERSITY	8	28												
TENN GEORGE PEABODY COLLEGE	17	141												
TENN KNOXVILLE COLLEGE	14	38												
TENN LAMAR COLLEGE	5	49												
TENN LANE COLLEGE	16	95												
TENN LEE COLLEGE	8	34												
TENN LE MOYNE-WOMEN COLLEGE	6	55												
TENN LINCOLN MEMORIAL UNIV	17	43												
TENN MARYVILLE COLLEGE	12	26												
TENN MEMPHIS STATE UNIVERSITY	93	365												
TENN MIDDLE TENNESSEE STATE UNIV	85	268												
TENN MULLIGAN COLLEGE INC	11	7												
TENN SIENA COLLEGE	1	10												
TENN SOUTHERN MISSIONARY COL	11	37												
TENN SOUTHWESTERN AT MEMPHIS	5	3												
TENN TENN AG & INDUS STATE UNIV	55	116												
TENN TENN TECHNOLOGICAL UNIV	44	142												
TENN TENNESSEE TEMPLE COLLEGE	1	11												
TENN TENN WESLEYAN COLLEGE	8	41												
TENN TREVCCA NAZARENE COLLEGE	5	26												
TENN TUSCULUM COLLEGE	10	29												
TENN UNION UNIVERSITY	12	24												
TENN UNIVERSITY OF THE SOUTH	2	24												
TENN UNIV OF TENN ALL CAMPUSES	126	551												
TENN VANDERBILT UNIVERSITY	5	27												
TENN W JENNINGS BRYAN COLLEGE	29	156												
TEX ABILENE CHRISTIAN COLLEGE	40	85												
TEX AUSTIN COLLEGE	5	17												
TEX RAYLOR UNIV MAIN CAMPUS	23	266												
TEX RISHRIP COLLEGE	21	80												
TEX DOMINICAN COLLEGE	14	32												
TEX EAST TEXAS BAPTIST COL	4	4												
TEX EAST TEXAS STATE UNIV	170	365												
TEX HARDIN SIMMONS UNIVERSITY	23	61												
TEX HOUSTON BAPTIST COLLEGE	7	14												
TEX HOWARD PAYNE COLLEGE	27	64												
TEX HUSTON TILLOTSON COLLEGE	7	26												
TEX INCARNATE WORD COLLEGE	1	83												
TEX JARVIS CHRISTIAN COLLEGE	2	14												
TEX LAMAR STATE COL TECH	44	244												
TEX MARY HARDIN BAYLOR COL	2	69												
TEX MCMURRY COLLEGE	30	53												
TEX MIDWESTERN UNIVERSITY	14	94												
TEX NORTH TEXAS STATE UNIV	193	553												

TABLE 4.--BACHELOR'S, MASTER'S, AND DOCTOR'S DEGREES CONFERRED IN INSTITUTIONS OF HIGHER EDUCATION, BY SEX OF STUDENT, FIELD OF STUDY, STATE OR OTHER AREA, AND INSTITUTION: AGGREGATE UNITED STATES, 1968-69 --CONTINUED

FIELD OF STUDY, STATE OR OTHER AREA, AND INSTITUTION	BACHELOR'S DEGREES REQUIRING 4 OR 5 YEARS		MASTER'S DEGREES		DOCTOR'S DEGREES (PH.D., ED.D., ETC.)		EDUCATION, TOTAL	FIELD OF STUDY, STATE OR OTHER AREA, AND INSTITUTION	BACHELOR'S DEGREES REQUIRING 4 OR 5 YEARS		MASTER'S DEGREES		DOCTOR'S DEGREES (PH.D., ED.D., ETC.)			
	1	2	3	4	5	6			7	1	2	3	4	5	6	7
	1	2	3	4	5	6			7	1	2	3	4	5	6	7
VA HAMPTON INSTITUTE	19	75	29	49	1	1	1	1	19	92	1	1	1	1		
VA LONGWOOD COLLEGE	15	177	10	10	1	1	1	1	3	46	1	1	1	1		
VA LYNCHBURG COLLEGE	8	170	27	27	1	1	1	1	1	59	1	1	1	1		
VA MADISON COLLEGE	37	292	4	16	1	1	1	1	1	32	1	1	1	1		
VA OLD DOMINION COLLEGE	6	186	9	22	1	1	1	1	10	21	1	1	1	1		
VA RANDOLPH COLLEGE	6	430	48	50	1	1	1	1	10	7	1	1	1	1		
VA ST PAULS COLLEGE	13	23	13	13	1	1	1	1	3	34	1	1	1	1		
VA SHENANDOAH COL & CONS MUS	20	20	1	1	1	1	1	1	1	49	1	1	1	1		
VA STRATFORD COLLEGE	1	16	2	1	1	1	1	1	1	1	1	1	1	1		
VA UNIVERSITY OF RICHMOND	1	12	1	1	1	1	1	1	1	1	1	1	1	1		
VA UNIV OF VA MARY WASH COL	4	20	221	200	23	3	3	3	15	20	1	1	1	1		
VA UNIV VIRGINIA MAIN CAMPUS	66	203	26	25	1	1	1	1	1	5	1	1	1	1		
VA VA COMMONWLTN UNIV ALL CAM	98	10	29	10	1	1	1	1	2	52	1	1	1	1		
VA VIRGINIA POLY INSTITUTE	2	1	1	1	1	1	1	1	2	1	1	1	1	1		
VA VIRGINIA SEMINARY & COL	55	83	12	23	1	1	1	1	51	313	195	234	90	24		
VA VA STATE COL MAIN CAMPUS	52	114	48	48	1	1	1	1	38	195	164	115	115	115		
VA VA STATE COL NORFOLK DIV	4	4	1	1	1	1	1	1	228	152	169	40	40	40		
VA VIRGINIA UNIV STATE COL	164	212	81	27	1	1	1	1	27	200	13	20	20	20		
WASH CENTRAL WASHINGTON ST COL	144	119	51	28	1	1	1	1	84	223	25	22	22	22		
WASH EASTERN WASHINGTON ST COL	3	6	21	5	1	1	1	1	86	354	51	33	33	33		
WASH GONZAGA UNIVERSITY	26	126	12	12	1	1	1	1	66	143	66	30	30	30		
WASH PACIFIC LUTHERAN UNIV	13	29	9	5	1	1	1	1	94	156	19	5	5	5		
WASH ST MARTINS COLLEGE	7	15	9	5	1	1	1	1	106	242	2	9	9	9		
WASH SEATTLE PACIFIC COLLEGE	20	55	60	31	1	1	1	1	59	116	101	27	27	27		
WASH SEATTLE UNIVERSITY	1	1	1	1	1	1	1	1	47	359	21	16	16	16		
WASH SULLYPTAN SEM OF THE NW	41	100	22	8	1	1	1	1	171	47	43	32	32	32		
WASH UNIV OF PUGET SOUND	43	197	98	119	11	1	1	1	7	26	12	1	1	1		
WASH UNIVERSITY OF WASHINGTON	14	28	13	7	1	1	1	1	71	168	3	10	10	10		
WASH WALLA WALLA COLLEGE	49	246	39	13	28	1	1	1	54	154	93	83	83	83		
WASH WASHINGTON STATE UNIV	8	38	30	40	1	1	1	1	115	396	62	83	83	83		
WASH WESTERN WASHINGTON ST COL	3	226	62	30	1	1	1	1	10,646	7,351	2,463	1,021	1,021	1,021		
WASH WHITWORTH COLLEGE	1	11	34	40	1	1	1	1	14	14	1	1	1	1		
W VA ALLEGON BROADUS COLLEGE	7	12	1	1	1	1	1	1	3	14	1	1	1	1		
W VA BETHANY COLLEGE	10	40	1	1	1	1	1	1	21	17	1	1	1	1		
W VA BLUEFIELD STATE COLLEGE	8	38	1	1	1	1	1	1	42	22	3	5	5	5		
W VA CONCORD COLLEGE	42	100	1	1	1	1	1	1	18	6	1	1	1	1		
W VA DAVIS & ELKINS COLLEGE	10	22	1	1	1	1	1	1	20	6	1	1	1	1		
W VA EAST WY VINT STATE COLLEGE	14	97	1	1	1	1	1	1	18	6	1	1	1	1		
W VA GLENVILLE STATE COLLEGE	35	70	1	1	1	1	1	1	20	6	1	1	1	1		
W VA MARSHALL UNIV ALL CAMPUSES	36	289	73	87	1	1	1	1	2	1	1	1	1	1		
W VA MOPRIS HARVEY COLLEGE	19	14	1	1	1	1	1	1	1	1	1	1	1	1		
W VA SALLER COLLEGE ALL CAMPUS	53	49	1	1	1	1	1	1	1	1	1	1	1	1		
W VA SHEPHERD COLLEGE	21	89	1	1	1	1	1	1	1	1	1	1	1	1		
W VA W LIBERTY ST COL ALL CAM	40	89	1	1	1	1	1	1	1	1	1	1	1	1		
W VA W VIRGINIA INST OF TECH	21	11	1	1	1	1	1	1	1	1	1	1	1	1		
W VA WES. VIRGINIA STATE COL	22	86	1	1	1	1	1	1	1	1	1	1	1	1		
W VA W UNIV ALL CAMPUSES	159	174	305	180	9	7	7	7	25	22	13	9	4	4		
W VA W VIRGINIA WESLEYAN COL	11	49	1	1	1	1	1	1	4	7	1	1	1	1		
WIS ALVERN COLLEGE	1	143	3	5	1	1	1	1	2	1	1	1	1	1		
WIS BELMONT COLLEGE	1	6	1	1	1	1	1	1	9	1	1	1	1	1		
WIS CARDINAL STRITCH COLLEGE	1	20	7	52	1	1	1	1	27	49	1	1	1	1		
WIS CARROLL COLLEGE	7	41	1	1	1	1	1	1	1	1	1	1	1	1		

TABLE 4.--BACHELOR'S, MASTER'S, AND DOCTOR'S DEGREES CONFERRED IN INSTITUTIONS OF HIGHER EDUCATION, BY SEX OF STUDENT, FIELD OF STUDY, STATE OR OTHER AREA, AND INSTITUTION: ALLEGATE UNITED STATES, 1968-69 --CONTINUED

FIELD OF STUDY, STATE OR OTHER AREA, AND INSTITUTION	BACHELOR'S DEGREES REQUIRING 4 OR 5 YEARS		MASTER'S DEGREES		DOCTOR'S DEGREES (PH.D., ED.D., ETC.)		BACHELOR'S DEGREES REQUIRING 4 OR 5 YEARS		MASTER'S DEGREES		DOCTOR'S DEGREES (PH.D., ED.D., ETC.)			
	1	2	3	4	5	6	7	1	2	3	4	5	6	7
	MEN	WOMEN	MEN	WOMEN	MEN	WOMEN	MEN	MEN	WOMEN	MEN	WOMEN	MEN	WOMEN	MEN
PHYSICAL EDUCATION														
ARIZ NORTHERN ARIZONA UNIV	23	12	25	4	4	1	1	CONN SOUTHERN CONN STATE COL	56	55	14	6	6	1
ARIZ UNIV OF ARIZONA	25	9	9	6	6	1	1	CONN UNIV CONN ALL CAMPUSES	32	25	21	5	5	1
ARK ARKANSAS A & M COLLEGE	16	2	1	1	1	1	1	CONN UNIV DELAWARE STATE COLLEGE	12	8	9	2	2	1
ARK ARKANSAS A & M COL	6	7	1	1	1	1	1	DEL UNIV OF DELAWARE	3	2	1	1	1	1
ARK ARKANSAS POLYTECHNIC COL	15	1	1	1	1	1	1	D C AMERICAN UNIV	19	17	1	1	1	1
ARK ARK ST UNIV ALL CAMPUSES	26	12	5	3	3	1	1	D C P C TEACHERS COLLEGE	2	4	1	1	1	1
ARK COLLEGE OF THE OZARKS	18	7	1	1	1	1	1	D C CALLAHDFT COLLEGE	9	6	1	1	1	1
ARK HAWKINS COL MAIN CAMPUS	21	5	1	1	1	1	1	D C GEORGE WASHINGTON UNIV	8	2	1	1	1	1
ARK HENDERSON STATE COLLEGE	42	13	11	6	6	1	1	D C HARVARD UNIVERSITY	2	2	23	5	5	1
ARK HENDRIX COLLEGE	4	2	1	1	1	1	1	FLA BARRY COLLEGE	7	11	1	1	1	1
ARK JOHN BROWN UNIVERSITY	4	1	1	1	1	1	1	FLA BETHUNE COOKMAN COLLEGE	14	2	1	1	1	1
ARK LITTLE ROCK UNIVERSITY	7	1	1	1	1	1	1	FLA FLORIDA SOUTHERN COLLEGE	7	3	1	1	1	1
ARK MIAGHITA BAPTIST UNIV	8	11	1	1	1	1	1	FLA JACKSONVILLE UNIVERSITY	13	10	1	1	1	1
ARK PHILANDER SMITH COLLEGE	7	1	1	1	1	1	1	FLA FLORIDA A & M UNIVERSITY	27	16	1	1	1	1
ARK SOUTHERN STATE COLLEGE	15	2	1	1	1	1	1	FLA FLORIDA ATLANTIC UNIV	32	20	1	1	1	1
ARK STATE COLLEGE OF ARK	28	7	17	5	5	1	1	FLA FLORIDA STATE UNIVERSITY	44	29	13	17	7	2
ARK UNIV ARK MAIN CAMPUS	17	19	9	3	3	1	1	FLA UNIV OF FLORIDA	31	26	18	5	5	1
CAL AZUSA PACIFIC COLLEGE	9	1	1	1	1	1	1	FLA UNIV OF SOUTH FLORIDA	31	19	1	1	1	1
CAL CALIFORNIA LUTHERAN COL	7	2	1	1	1	1	1	FLA UNIV OF WEST FLORIDA	31	10	1	1	1	1
CAL CALIFORNIA COL FULLERTON	21	8	1	1	1	1	1	FLA UNIVERSITY OF MIAMI	31	18	3	2	2	1
CAL CALIFORNIA ST COL HAYWARD	54	31	2	1	1	1	1	FLA UNIVERSITY OF TAMPA	11	5	1	1	1	1
CAL CALIF STATE COL LONG BCH	63	58	13	5	5	1	1	GA ALBANY STATE COLLEGE	8	7	1	1	1	1
CAL CALIF STATE COL LOS ANGLS	31	22	18	15	15	1	1	GA MARY COLLEGE	10	11	1	1	1	1
CAL CAL ST POLY COL POMONA	63	20	3	1	1	1	1	GA BRENAID COLLEGE	3	3	1	1	1	1
CAL CAL STATE POLY SN LUIS OR	26	23	37	9	9	1	1	GA EMORY UNIV ALL CAMPUSES	12	5	1	1	1	1
CAL CHICO STATE COLLEGE	51	33	7	3	3	1	1	GA FORT VALLEY STATE COLLEGE	12	5	1	1	1	1
CAL SACRAMENTO STATE COLLEGE	45	28	19	4	4	1	1	GA GEORGIA COLLEGE	2	15	1	1	1	1
CAL SAN DIEGO ST COL MAIN CAMP	54	29	12	8	8	1	1	GA GEORGIA SOUTHERN COLLEGE	12	19	10	4	4	1
CAL SAN FERNANDO VLY ST COL	37	25	4	1	1	1	1	GA MOREHOUSE COLLEGE	8	1	1	1	1	1
CAL SAN FRANCISCO STATE COL	61	35	32	7	7	1	1	GA NORTH GEORGIA COLLEGE	6	1	1	1	1	1
CAL SAN JOSE STATE COLLEGE	68	34	19	9	9	1	1	GA SAVANNAH STATE COLLEGE	9	5	1	1	1	1
CAL CHAPMAN COLLEGE	4	4	1	1	1	1	1	GA UNIVERSITY OF GEORGIA	29	11	7	6	6	1
CAL COL OF THE HOLY NAMES	1	1	1	1	1	1	1	GA WESLEYAN COLLEGE	2	5	1	1	1	1
CAL LA VERNE COLLEGE	12	5	1	1	1	1	1	GA WEST GEORGIA COLLEGE	4	5	1	1	1	1
CAL LOMA LINDA U ALL CAMPUSES	4	4	1	1	1	1	1	HAWA UNIV HAWAII MAIN CAMPUS	14	8	1	1	1	1
CAL L A BAPT COL & THEOL SEN	2	1	1	1	1	1	1	IDA BRISE STATE COLLEGE	8	3	1	1	1	1
CAL PACIFIC COLLEGE	1	1	1	1	1	1	1	IDA COLLEGE OF IDAHO	3	3	1	1	1	1
CAL PACIFIC UNION COLLEGE	1	1	1	1	1	1	1	IDA IDAHO STATE UNIVERSITY	29	14	11	1	1	1
CAL PASADENA COLLEGE	8	3	1	1	1	1	1	IDA LEWIS-CLARK NORMAL SCHOOL	4	1	1	1	1	1
CAL PEPPERDINE COLLEGE	11	3	1	1	1	1	1	IDA NORTHWEST NAZARENE COL	3	5	1	1	1	1
CAL TAMHE PARADISE COLLEGE	2	1	1	1	1	1	1	IDA UNIVERSITY OF IDAHO	28	21	12	2	2	1
CAL US INTERNATIONAL UNIV	6	3	1	1	1	1	1	ILL AUGUSTANA COLLEGE	3	5	1	1	1	1
CAL UNIVERSITY OF THE PACIFIC	8	2	6	3	3	1	1	ILL BRADLEY UNIVERSITY	28	4	1	1	1	1
CAL UNIVERSITY OF REDLANDS	1	2	1	1	1	1	1	ILL CHICAGO STATE COLLEGE	8	9	1	1	1	1
CAL UNIV OF STRN CALIFORNIA	5	7	10	9	9	6	3	ILL DEPAUL UNIVERSITY	12	13	1	1	1	1
CAL WHITTIER COLLEGE	8	6	1	1	1	1	1	ILL UNIVERSITY OF ILLINOIS	49	45	15	1	1	1
COLORADO STATE COLLEGE	38	23	10	15	15	11	3	ILL ELMHURST COLLEGE	7	7	1	1	1	1
COLORADO STATE UNIVERSITY	43	34	22	10	10	1	1	ILL EUREKA COLLEGE	11	7	1	1	1	1
COLORADO STATE UNIV	35	11	1	1	1	1	1	ILL GEORGE WILLIAMS COLLEGE	12	13	6	2	2	1
COLORADO STATE UNIV	21	6	19	11	11	1	1	ILL GREENVILLE COLLEGE	12	13	1	1	1	1
COLORADO STATE UNIV DENVER	4	7	4	1	1	1	1	ILL ILLINOIS STATE UNIVERSITY	69	61	18	8	8	1
COLORADO STATE UNIV	29	17	1	1	1	1	1							

TABLE 4.—BACHELOR'S, MASTER'S, AND DOCTOR'S DEGREES CONFERRED IN INSTITUTIONS OF HIGHER EDUCATION, BY SEX OF STUDENT, FIELD OF STUDY, STATE OR OTHER AREA, AND INSTITUTION: AGGREGATE UNITED STATES, 1968-69 --CONTINUED

FIELD OF STUDY, STATE OR OTHER AREA, AND INSTITUTION	BACHELOR'S DEGREES REQUIRING 4 OR 5 YEARS		MASTER'S DEGREES		DOCTOR'S DEGREES (PH.D., ED.D., ETC.)		BACHELOR'S DEGREES REQUIRING 4 OR 5 YEARS	MASTER'S DEGREES		DOCTOR'S DEGREES (PH.D., ED.D., ETC.)					
	1	2	3	4	5	6		7	1	2	3	4	5	6	7
	PHYSICAL EDUCATION	PHYSICAL EDUCATION	PHYSICAL EDUCATION	PHYSICAL EDUCATION	PHYSICAL EDUCATION	PHYSICAL EDUCATION		PHYSICAL EDUCATION	PHYSICAL EDUCATION	PHYSICAL EDUCATION	PHYSICAL EDUCATION	PHYSICAL EDUCATION	PHYSICAL EDUCATION	PHYSICAL EDUCATION	PHYSICAL EDUCATION
ILL MACMURRAY COLLEGE	1	5	—	—	—	—	—	—	—	—	—	—	—	—	
ILL MCKENDREE COLLEGE	2	2	—	—	—	—	—	—	—	—	—	—	—	—	
ILL MILLIKEN UNIVERSITY	5	2	—	—	—	—	—	—	—	—	—	—	—	—	
ILL MONMOUTH COLLEGE	7	2	—	—	—	—	—	—	—	—	—	—	—	—	
ILL NORTH CENTRAL COLLEGE	9	6	—	—	—	—	—	—	—	—	—	—	—	—	
ILL NORTHEASTERN ILL ST COL	15	12	—	—	—	—	—	—	—	—	—	—	—	—	
ILL NORTHERN ILLINOIS UNIV	49	60	38	11	—	—	—	—	—	—	—	—	—	—	
ILL NORTH PARK COL & THEO SEM	7	3	—	—	—	—	—	—	—	—	—	—	—	—	
ILL NORTHWESTERN UNIVERSITY	13	2	—	—	—	—	—	—	—	—	—	—	—	—	
ILL OLIVET NAZARENE COLLEGE	6	1	—	—	—	—	—	—	—	—	—	—	—	—	
ILL QUINCY COLLEGE	12	6	—	—	—	—	—	—	—	—	—	—	—	—	
ILL ROCKFORD COLLEGE	2	—	—	—	—	—	—	—	—	—	—	—	—	—	
ILL SOUTHERN ILL U MAIN CAMPUS	76	30	9	11	—	—	—	—	—	—	—	—	—	—	
ILL UNIV OF ILL URBANA CAMPUS	54	41	24	8	14	1	—	—	—	—	—	—	—	—	
ILL UNIV ILL CHICAGO CIRCLE	17	15	—	—	—	—	—	—	—	—	—	—	—	—	
ILL WESTERN ILLINOIS UNIV	79	31	20	6	—	—	—	—	—	—	—	—	—	—	
ILL WHEATON COLLEGE	5	8	—	—	—	—	—	—	—	—	—	—	—	—	
IND ANDERSON COLLEGE	4	7	—	—	—	—	—	—	—	—	—	—	—	—	
IND BALL STATE UNIVERSITY	57	44	57	15	—	—	—	—	—	—	—	—	—	—	
IND DEPAUL UNIVERSITY	4	—	—	—	—	—	—	—	—	—	—	—	—	—	
IND FARLHAM COL ALL CAMPUSES	5	3	—	—	—	—	—	—	—	—	—	—	—	—	
IND FRANKLIN COL OF INDIANA	7	5	—	—	—	—	—	—	—	—	—	—	—	—	
IND GOSHEN COL & BAPTICAL SEM	3	2	—	—	—	—	—	—	—	—	—	—	—	—	
IND GRACE THEOL SEM & COL	7	3	—	—	—	—	—	—	—	—	—	—	—	—	
IND HANOVER COLLEGE	3	1	—	—	—	—	—	—	—	—	—	—	—	—	
IND HUNTINGTON COLLEGE	10	5	—	—	—	—	—	—	—	—	—	—	—	—	
IND INDIANA CENTRAL COLLEGE	20	11	—	—	—	—	—	—	—	—	—	—	—	—	
IND INDIANA STATE UNIVERSITY	84	43	34	15	—	—	—	—	—	—	—	—	—	—	
IND INDIANA UNIV ALL CAMPUSES	56	66	68	32	12	2	—	—	—	—	—	—	—	—	
IND MANCHESTER COLLEGE	12	8	—	—	—	—	—	—	—	—	—	—	—	—	
IND OAKLAND CITY COLLEGE	9	5	—	—	—	—	—	—	—	—	—	—	—	—	
IND PURDUE UNIV MAIN CAMPUS	48	26	22	4	2	—	—	—	—	—	—	—	—	—	
IND PURDUE UNIV CALUMET CAMPUS	1	—	—	—	—	—	—	—	—	—	—	—	—	—	
IND ST FRANCIS COLLEGE	—	—	—	—	—	—	—	—	—	—	—	—	—	—	
IND ST JOSEPH COL MAIN CAMPUS	7	—	—	—	—	—	—	—	—	—	—	—	—	—	
IND TAYLOR UNIVERSITY	19	12	—	—	—	—	—	—	—	—	—	—	—	—	
IND UNIV OF EVANSVILLE	20	11	5	4	—	—	—	—	—	—	—	—	—	—	
IND VALPARAISO UNIVERSITY	10	15	—	—	—	—	—	—	—	—	—	—	—	—	
IOWA ARIAR CLIFF COLLEGE	—	—	—	—	—	—	—	—	—	—	—	—	—	—	
IOWA BUENA VISTA COLLEGE	8	3	—	—	—	—	—	—	—	—	—	—	—	—	
IOWA CENTRAL UNIV OF IOWA	11	5	—	—	—	—	—	—	—	—	—	—	—	—	
IOWA COE COLLEGE	9	5	—	—	—	—	—	—	—	—	—	—	—	—	
IOWA CORNELL COLLEGE	3	2	—	—	—	—	—	—	—	—	—	—	—	—	
IOWA DORDT COLLEGE	2	—	—	—	—	—	—	—	—	—	—	—	—	—	
IOWA DRAKE UNIVERSITY	13	14	9	2	—	—	—	—	—	—	—	—	—	—	
IOWA GRACELAND COLLEGE	6	4	—	—	—	—	—	—	—	—	—	—	—	—	
IOWA IOWA ST U OF SCI & TECH	43	23	—	—	—	—	—	—	—	—	—	—	—	—	
IOWA IOWA WESLEYAN COLLEGE	8	7	—	—	—	—	—	—	—	—	—	—	—	—	
IOWA LUTHER COLLEGE	8	11	—	—	—	—	—	—	—	—	—	—	—	—	
IOWA MARYGREST COLLEGE	—	4	—	—	—	—	—	—	—	—	—	—	—	—	
IOWA MIDWESTERN COLLEGE	13	3	—	—	—	—	—	—	—	—	—	—	—	—	
IOWA MORNINGSIDF COLLEGE	10	7	—	—	—	—	—	—	—	—	—	—	—	—	
IOWA NORTHWESTERN COLLEGE	8	6	—	—	—	—	—	—	—	—	—	—	—	—	
IOWA PARSONS COLLEGE	29	7	—	—	—	—	—	—	—	—	—	—	—	—	

TABLE 4.--BACHELOR'S, MASTER'S, AND DOCTOR'S DEGREES CONFERRED IN INSTITUTIONS OF HIGHER EDUCATION, BY SEX OF STUDENT, FIELD OF STUDY, STATE OR OTHER AREA, AND INSTITUTION: AGGREGATE UNITED STATES, 1968-69 --CONTINUED

FIELD OF STUDY, STATE OR OTHER AREA, AND INSTITUTION	BACHELOR'S DEGREES REQUIRING 4 OR 5 YEARS		MASTER'S DEGREES		DOCTOR'S DEGREES (PH.D., ED.D., ETC.)		BACHELOR'S DEGREES REQUIRING 4 OR 5 YEARS		MASTER'S DEGREES		DOCTOR'S DEGREES (PH.D., ED.D., ETC.)		
	1	2	3	4	5	6	7	MEN	WOMEN	MEN	WOMEN	MEN	WOMEN
	(CONTINUED)	MEN	WOMEN	MEN	WOMEN	MEN	WOMEN	MEN	WOMEN	MEN	WOMEN	MEN	WOMEN
PHYSICAL EDUCATION													
LA NITHEST LOUISIANA ST COL	24	13	5	1	1	1	1	1	1	1	1	1	
LA NTHSTRV ST COL LOUISIANA	30	10	1	1	1	1	1	1	1	1	1	1	
LA STRESTRN LOUISIANA COL	16	16	1	1	1	1	1	1	1	1	1	1	
LA UNIV STHSTRN LOUISIANA	18	11	1	1	1	1	1	1	1	1	1	1	
LA XAVIER UNIVERSITY OF LA	6	6	1	1	1	1	1	1	1	1	1	1	
ME UNIV MAINE ALL CAMPUSES	31	25	1	1	1	1	1	1	1	1	1	1	
MD FROSTRURG STATE COLLEGE	17	12	1	1	1	1	1	1	1	1	1	1	
MD MORGAN STATE COLLEGE	20	13	1	1	1	1	1	1	1	1	1	1	
MD TOWSON STATE COLLEGE	14	14	1	1	1	1	1	1	1	1	1	1	
MD UNIV MD MAIN CAMPUS	51	31	6	7	1	1	1	1	1	1	1	1	
MD UNIV OF MARYLAND ST COL	11	7	1	1	1	1	1	1	1	1	1	1	
MD WESTERN MARYLAND COLLEGE	2	2	1	1	1	1	1	1	1	1	1	1	
MASS BOSTON UNIVERSITY	50	44	1	1	1	1	1	1	1	1	1	1	
MASS STATE COL AT BRIDGEWATER	42	27	1	1	1	1	1	1	1	1	1	1	
MASS NORTH-EASTERN UNIVERSITY	22	22	1	1	1	1	1	1	1	1	1	1	
MASS SWTH COLLEGE	103	36	16	6	2	2	2	2	2	2	2	2	
MASS SPRING-FIELD COLLEGE	52	36	6	6	1	1	1	1	1	1	1	1	
MASS UNIV MASS AMHERST CAMPUS	7	8	1	1	1	1	1	1	1	1	1	1	
MICH ADRIAN COLLEGE	5	5	1	1	1	1	1	1	1	1	1	1	
MICH AYRSHMS UNIVERSITY	5	5	1	1	1	1	1	1	1	1	1	1	
MICH CALVIN COLLEGE	58	50	20	5	1	1	1	1	1	1	1	1	
MICH CENTRAL MICHIGAN UNIV	58	27	49	18	1	1	1	1	1	1	1	1	
MICH EASTERN MICHIGAN UNIV	7	7	1	1	1	1	1	1	1	1	1	1	
MICH GRAND VALLEY STATE COL	6	7	1	1	1	1	1	1	1	1	1	1	
MICH HILLSDALE COLLEGE	72	33	30	13	3	2	2	2	2	2	2	2	
MICH MICH ST UNIV ALL CAMPUSES	39	16	5	1	1	1	1	1	1	1	1	1	
MICH NORTHEN MICHIGAN UNIV	3	1	1	1	1	1	1	1	1	1	1	1	
MICH SPRING ARBOR COLLEGE	5	3	1	1	1	1	1	1	1	1	1	1	
MICH UNIVERSITY OF DETROIT	41	9	4	4	1	1	1	1	1	1	1	1	
MICH UNIVERSITY OF MICHIGAN	30	26	5	4	1	1	1	1	1	1	1	1	
MICH WAYNE STATE UNIVERSITY	55	52	36	3	1	1	1	1	1	1	1	1	
MICH WESTERN MICHIGAN UNIV	9	11	1	1	1	1	1	1	1	1	1	1	
MINN AUGSBURG COLLEGE	26	23	2	1	1	1	1	1	1	1	1	1	
MINN BENEDI CT STATE COLLEGE	1	4	1	1	1	1	1	1	1	1	1	1	
MINN COLLEGE OF ST SCHOLASTICA	13	8	1	1	1	1	1	1	1	1	1	1	
MINN COLLEGE OF ST THOMAS	1	1	1	1	1	1	1	1	1	1	1	1	
MINN CONCORDIA COL MOORHEAD	1	1	1	1	1	1	1	1	1	1	1	1	
MINN GUSTAVUS ADOLPHUS COLLEGE	9	13	1	1	1	1	1	1	1	1	1	1	
MINN HAMLINE UNIVERSITY	9	4	1	1	1	1	1	1	1	1	1	1	
MINN LEA COLLEGE	1	1	1	1	1	1	1	1	1	1	1	1	
MINN MACALESTER COLLEGE	50	36	8	5	1	1	1	1	1	1	1	1	
MINN MANKATO STATE COLLEGE	26	13	3	2	1	1	1	1	1	1	1	1	
MINN MOOREHEAD STATE COLLEGE	35	23	15	3	1	1	1	1	1	1	1	1	
MINN ST CLOUD STATE COLLEGE	3	5	1	1	1	1	1	1	1	1	1	1	
MINN ST OLAF COLLEGE	14	19	1	1	1	1	1	1	1	1	1	1	
MINN U OF MINN DULUTH	10	25	6	6	1	1	1	1	1	1	1	1	
MINN U OF MINN MNPLS ST PAUL	14	1	1	1	1	1	1	1	1	1	1	1	
MINN U OF MINN MORRIS	22	13	29	1	1	1	1	1	1	1	1	1	
MINN WINDONA STATE COLLEGE	19	14	1	1	1	1	1	1	1	1	1	1	
MISS ALCONN A & W COLLEGE	50	15	1	1	1	1	1	1	1	1	1	1	
MISS BLUE MOUNTAIN COLLEGE	35	13	1	1	1	1	1	1	1	1	1	1	
MISS DELTA STATE COLLEGE	1	1	1	1	1	1	1	1	1	1	1	1	
MISS JACKSON STATE COLLEGE	1	1	1	1	1	1	1	1	1	1	1	1	



TABLE 4.---BACHELOR'S, MASTER'S, AND DOCTOR'S DEGREES CONFERRED IN INSTITUTIONS OF HIGHER EDUCATION, BY SEX OF STUDENT, FIELD OF STUDY, STATE OR OTHER AREA, AND INSTITUTION: AGGREGATE UNITED STATES, 1968-69 --CONTINUED

FIELD OF STUDY, STATE OR OTHER AREA, AND INSTITUTION	BACHELOR'S DEGREES REQUIRING 4 OR 5 YEARS		MASTER'S DEGREES		DOCTOR'S DEGREES (PH.D., ED.D., ETC.)		BACHELOR'S DEGREES REQUIRING 4 OR 5 YEARS		MASTER'S DEGREES		DOCTOR'S DEGREES (PH.D., ED.D., ETC.)	
	2	3	4	5	6	7	2	3	4	5	6	7
	MEN	WOMEN	MEN	WOMEN	MEN	WOMEN	MEN	WOMEN	MEN	WOMEN	MEN	WOMEN
(CONTINUED)												
PHYSICAL EDUCATION												
N H UNIV OF N H KEENE ST COL	-	8	-	-	-	-	-	14	6	-	-	-
N H UNIV N H PLYMOUTH ST COL	24	11	-	-	-	-	14	17	6	-	-	
N J GLASSBORO STATE COLLEGE	38	44	10	9	-	-	24	5	-	-	-	
N J MONTCLAIR STATE COLLEGE	-	21	-	-	-	-	14	3	-	-	-	
N J NEWARK STATE COLLEGE	-	-	-	-	-	-	5	1	-	-	-	
N J PATTERSON STATE COLLEGE	31	-	-	-	-	-	18	6	27	3	-	
N J RUTGERS THE ST U ALL CAM	5	6	-	-	-	-	17	3	3	13	2	
N J SPION HALL UNIVERSITY	19	-	-	-	-	-	15	5	-	-	-	
N J TRENTON STATE COLLEGE	25	54	16	17	-	-	17	13	16	5	-	
N H COLLEGE OF ARTESIA	2	-	-	-	-	-	4	1	-	-	-	
N M COLLEGE OF SANTA FE	7	-	-	-	-	-	14	13	-	-	-	
N M EASTERN NEW MEX U ALL CAM	20	12	7	3	-	-	6	2	-	-	-	
N M NEW MEXICO HIGHLANDS UNIV	10	1	5	-	-	-	21	9	-	-	-	
N M NEW MEX ST U ALL CAMPUSES	7	5	7	3	-	-	30	13	-	-	-	
N M UNIV OF ALBUQUERQUE	2	4	-	-	-	-	21	16	21	16	-	
N M UNIVERSITY OF NEW MEXICO	30	15	14	5	-	-	24	19	8	7	-	
N M WESTERN NEW MEXICO UNIV	7	6	9	4	-	-	23	8	-	-	-	
N Y ADELPHI UNIVERSITY	17	20	9	4	-	-	27	15	-	-	-	
N Y BROOKLYN COLLEGE	21	16	66	26	-	-	22	7	-	-	-	
N Y CUNY CITY COLLEGE	11	8	-	-	-	-	22	12	-	-	-	
N Y CUNY HUNTER COLLEGE	10	23	8	11	-	-	80	69	41	9	-	
N Y CUNY LEHMAN COLLEGE	-	-	2	5	-	-	3	1	7	-	-	
N Y CUNY QUEENS COLLEGE	-	-	5	-	-	-	21	12	5	1	-	
N Y COLUMBIA UNIV TCHRS COL	-	-	13	9	2	1	2	4	-	-	-	
N Y ITHACA COLLEGE	49	43	39	12	-	-	2	6	-	-	-	
N Y KINGS COLLEGE	7	4	-	-	-	-	8	4	-	-	-	
N Y LG 15 U UNIV CENTER	73	21	-	-	-	-	1	1	-	-	-	
N Y MANHATTAN COLLEGE	34	-	-	-	-	-	44	51	35	13	-	
N Y NEW YORK UNIVERSITY	8	3	7	8	2	1	-	-	-	-	-	
N Y NIAGARA UNIV ALL CAMPUSES	11	-	-	-	-	-	21	6	-	-	-	
N Y RUSSELL SAGE MAIN CAMPUS	-	19	-	1	-	-	41	33	15	5	-	
N Y ST BONAVENTURE UNIVERSITY	8	-	-	-	-	-	4	5	-	-	-	
N Y ST LAWRENCE UNIVERSITY	8	-	-	-	-	-	4	5	-	-	-	
N Y SKIDMORE COL ALL CAMPUSES	-	16	-	-	-	-	13	17	-	-	-	
N Y SUNY ST U BUFLD MAIN CAM	16	19	17	6	-	-	34	37	12	9	5	
N Y SUNY COLLEGE BROCKPORT	87	86	14	14	-	-	74	52	13	5	-	
N Y SUNY COLLEGE CORLAND	58	80	21	6	-	-	11	7	-	-	-	
N Y SYRACUSE U MAIN CAMPUS	74	1	10	6	1	-	11	17	-	-	-	
N C APPALACHIAN ST UNIVERSITY	4	42	23	7	-	-	17	17	-	-	-	
N C ATLANTIC CHRISTIAN COL	19	8	-	-	-	-	19	9	6	1	-	
N C BETHLEHEM COLLEGE	-	2	-	-	-	-	20	11	-	-	-	
N C CAMPBELL COLLEGE	19	12	-	-	-	-	20	11	-	-	-	
N C CATAMBA COLLEGE	11	2	-	-	-	-	12	2	-	-	-	
N C EAST CAROLINA U ALL CAM	44	14	-	-	-	-	12	5	-	-	-	
N C FLEMING CITY STATE COL	15	12	-	-	-	-	5	9	-	-	-	
N C FLOWN COLLEGE	19	4	-	-	-	-	14	-	48	2	-	
N C FAYETTEVILLE STATE COL	11	5	-	-	-	-	26	16	-	-	-	
N C GREYSBORO COLLEGE	1	2	-	-	-	-	2	4	-	-	-	
N C GUILFORD COLLEGE	9	2	-	-	-	-	22	18	10	3	-	
N C HIGH POINT COLLEGE	12	7	-	-	-	-	20	10	-	-	-	
N C JOHNSON C SMITH UNIV	2	4	-	-	-	-	11	3	-	-	-	
N C LENOIR-RHYNE COLLEGE	20	8	-	-	-	-	53	20	-	-	-	
N C MARS HILL COLLEGE	15	7	-	-	-	-	-	-	-	-	-	

TABLE 4. -- BACHELORS, MASTERS, AND DOCTOR'S DEGREES CONFERRED IN INSTITUTIONS OF HIGHER EDUCATION, BY SEX OF STUDENT, FIELD OF STUDY, STATE OR OTHER AREA, AND INSTITUTION: AGGREGATE UNITED STATES, 1968-69 --CONTINUED

FIELD OF STUDY, STATE OR OTHER AREA, AND INSTITUTION	BACHELORS DEGREES REQUIRING 4 OR 5 YEARS		MASTERS DEGREES		DOCTOR'S DEGREES (PH.D., ED.D., ETC.)		BACHELORS DEGREES REQUIRING 4 OR 5 YEARS		MASTERS DEGREES		DOCTOR'S DEGREES (PH.D., ED.D., ETC.)			
	1	2	3	4	5	6	7	1	2	3	4	5	6	7
	MEN	WOMEN	MEN	WOMEN	MEN	WOMEN	MEN	WOMEN	MEN	WOMEN	MEN	WOMEN	MEN	WOMEN
(CONTINUED)														
PHYSICAL EDUCATION														
OKLA NORTHWESTERN STATE COL	10	10		4										
OKLA OKLAHOMA BAPTIST UNIV	5	6												
OKLA OKLAHOMA CHRISTIAN COL	10	4												
OKLA OKLAHOMA CITY UNIVERSITY	7													
OKLA OKLA COL OF LIBERAL ARTS	1	7												
OKLA OKLA PENHANGLE STATE COL	8	4												
OKLA OKLA ST UNIV MAIN CAMPUS	3	8		2	3									
OKLA OKLA SOUTHERN UNIVERSITY	5													
OKLA OKLA PHILLIPS UNIVERSITY	8	3												
OKLA SOUTHEASTERN STATE COL	31	7		7	4									
OKLA SOUTHWESTERN STATE COL	37	11		18	2									
OKLA UNIV OKLA ALL CAMPUSES	1	1		7	4									
OKLA UNIVERSITY OF TULSA	14	6												
OREG EASTERN OREGON COLLEGE	7	4												
OREG LEMIS G CLARK COLLEGE	4	4												
OREG LINFIELD COLLEGE	21													
OREG MARYLHURST COLLEGE		5												
OREG OREGON COLLEGE OF EDUC	14	13												
OREG OREGON STATE UNIVERSITY	12	28												
OREG PACIFIC UNIVERSITY	9	3		1										
OREG PORTLAND STATE COLLEGE	16	25												
OREG SOUTHERN OREGON COLLEGE	17	15												
OREG UNIV OREGON MAIN CAMPUS	35	23		45	11	22								
OREG WARNER PACIFIC COLLEGE	3													
OREG WILLAMETTE UNIVERSITY	2	1												
PA GETTYSBURG COLLEGE	5	12												
PA LINCOLN UNIVERSITY	4													
PA EAST STRAUSSBURG ST COL	58	68		26	8									
PA LOC HAVEN STATE COLLEGE	49	54												
PA SLIPPERY ROCK STATE COL	63	144		12	6									
PA WEST CHESTER STATE COL	92	95		35	9									
PA PENN ST UNIV ALL CAMPUSES	41	29		13	10	1								
PA TEMPLE UNIVERSITY	16	17		14	12	6								
PA UNIV PITTSRG ALL CAMPUSES	4	4		1										
PA URSINUS COLLEGE		7												
R I BARRINGTON COLLEGE	2													
R I UNIV R I ALL CAMPUSES	22	11		1										
S C BENEDICT COLLEGE	13	9												
S C BAPTIST COL OF CHARLESTON	10													
S C CLAFIN COLLEGE	5	17												
S C ERSKINE COLLEGE	8													
S C FURMAN UNIVERSITY	8	4												
S C LANDER COLLEGE		3												
S C LTMSTONE COLLEGE														
S C SOUTH CAROLINA ST COLLEGE	12	3												
S C UNIV S C ALL CAMPUSES	21	10												
S C WINTROP COLLEGE		25												
S D BLACK HILLS STATE COLLEGE	20	8												
S D DAKOTA WESLEYAN UNIV	8													
S D GEN READLE STATE COLLEGE	20	5												
S D HURON COLLEGE	16	3												
S D NORTHERN STATE COLLEGE	8	7												
S D SIOUX FALLS COLLEGE	15	2												
S D SOUTH DAKOTA STATE UNIV	24	27		24	2									

TABLE 4.--BACHELOR'S, MASTER'S, AND DOCTOR'S DEGREES CONFERRED IN INSTITUTIONS OF HIGHER EDUCATION, BY SEX OF STUDENT, FIELD OF STUDY, STATE OR OTHER AREA, AND INSTITUTION: AGGREGATE UNITED STATES, 1968-69 --CONTINUED

FIELD OF STUDY, STATE OR OTHER AREA, AND INSTITUTION	BACHELOR'S DEGREES REQUIRING 4 OR 5 YEARS		MASTER'S DEGREES		DOCTOR'S DEGREES (PH.D., ED.D., ETC.)		BACHELOR'S DEGREES REQUIRING 4 OR 5 YEARS (CONTINUED)		MASTER'S DEGREES		DOCTOR'S DEGREES (PH.D., ED.D., ETC.)			
	1	2	3	4	5	6	7	1	2	3	4	5	6	7
	MEN	WOMEN	MEN	WOMEN	MEN	WOMEN	MEN	WOMEN	MEN	WOMEN	MEN	WOMEN	MEN	WOMEN
PHYSICAL EDUCATION														
TEX CAL ROSS STATE COLLEGE	27	5	2	1	1	1	1	1	1	1	1	1	1	1
TEX TEXAS A & T UNIVERSITY	6	7	1	1	1	1	1	1	1	1	1	1	1	1
TEX PRAIRIE VIEW A & M COL	12	13	4	1	1	1	1	1	1	1	1	1	1	1
TEX TARLETON STATE COLLEGE	5	5	1	1	1	1	1	1	1	1	1	1	1	1
TEX TEXAS A & M UNIVERSITY	26	1	2	1	1	1	1	1	1	1	1	1	1	1
TEX TEXAS CHRISTIAN UNIV	22	16	2	1	1	1	1	1	1	1	1	1	1	1
TEX TEXAS COLLEGE	1	2	1	1	1	1	1	1	1	1	1	1	1	1
TEX TEX LUTH COL MAIN CAMPUS	6	1	1	1	1	1	1	1	1	1	1	1	1	1
TEX TEXAS SOUTHERN UNIV	13	13	2	1	1	1	1	1	1	1	1	1	1	1
TEX TEXAS TECHNOLOGICAL COL	61	24	15	5	1	1	1	1	1	1	1	1	1	1
TEX TEXAS WESLEYAN COLLEGE	10	4	1	1	1	1	1	1	1	1	1	1	1	1
TEX TEXAS WOMANS UNIVERSITY	1	19	1	3	1	1	1	1	1	1	1	1	1	1
TEX TWINITY UNIVERSITY	7	7	1	1	1	1	1	1	1	1	1	1	1	1
TEX UNIV OF CORPUS CHRISTI	6	1	1	1	1	1	1	1	1	1	1	1	1	1
TEX UNIVERSITY OF HOUSTON	20	22	1	1	1	1	1	1	1	1	1	1	1	1
TEX UNIV TEXAS AT AUSTIN	12	14	1	1	1	1	1	1	1	1	1	1	1	1
TEX UNIV OF TEXAS AT EL PASO	19	12	8	1	1	1	1	1	1	1	1	1	1	1
TEX HAVLAND BAPTIST COLLEGE	5	8	1	1	1	1	1	1	1	1	1	1	1	1
TEX WEST TEXAS STATE UNIV	21	7	1	1	1	1	1	1	1	1	1	1	1	1
TEX WILEY COLLEGE	8	2	1	1	1	1	1	1	1	1	1	1	1	1
UTAH BRIGHAM YOUNG UNIVERSITY	68	58	29	5	1	1	1	1	1	1	1	1	1	1
UTAH COLLEGE OF SOUTHERN UTAH	10	4	1	1	1	1	1	1	1	1	1	1	1	1
UTAH UNIV OF UTAH	5	10	1	1	1	1	1	1	1	1	1	1	1	1
UTAH UNIV ST UNIV MAIN CAMPUS	44	24	13	4	1	1	1	1	1	1	1	1	1	1
UTAH WEBER STATE COLLEGE	8	13	1	1	1	1	1	1	1	1	1	1	1	1
UTAH WESTMINSTER COLLEGE	3	2	1	1	1	1	1	1	1	1	1	1	1	1
VT NORWICH UNIVERSITY	9	1	1	1	1	1	1	1	1	1	1	1	1	1
VA BRIDGEWATER COLLEGE	3	7	1	1	1	1	1	1	1	1	1	1	1	1
VA COL WM & MARY MAIN CAMPUS	2	1	1	1	1	1	1	1	1	1	1	1	1	1
VA HAMPTON INSTITUTE	1	5	1	1	1	1	1	1	1	1	1	1	1	1
VA LONGWOOD COLLEGE	1	12	1	1	1	1	1	1	1	1	1	1	1	1
VA LYNCHBURG COLLEGE	14	9	3	3	1	1	1	1	1	1	1	1	1	1
VA MADISON COLLEGE	1	26	1	1	1	1	1	1	1	1	1	1	1	1
VA OLD DOMINION COLLEGE	15	19	1	1	1	1	1	1	1	1	1	1	1	1
VA RADFORD COLLEGE	1	27	1	2	1	1	1	1	1	1	1	1	1	1
VA UNIVERSITY OF RICHMOND	1	4	1	1	1	1	1	1	1	1	1	1	1	1
VA UNIV OF VA MARY WASH COL	1	3	1	1	1	1	1	1	1	1	1	1	1	1
VA UNIV VIRGINIA MAIN CAMPUS	2	1	16	7	1	1	1	1	1	1	1	1	1	1
VA VIRGINIA POLY INSTITUTE	11	1	1	1	1	1	1	1	1	1	1	1	1	1
VA VA STATE COL MAIN CAMPUS	18	4	1	1	1	1	1	1	1	1	1	1	1	1
VA VA STATE COL NORFOLK DIV	9	10	1	1	1	1	1	1	1	1	1	1	1	1
WASH CENTRAL WASHINGTON ST COL	52	34	7	1	1	1	1	1	1	1	1	1	1	1
WASH EASTERN WASHINGTON ST COL	42	27	10	5	1	1	1	1	1	1	1	1	1	1
WASH PACIFIC LUTHERAN UNIV	6	6	1	1	1	1	1	1	1	1	1	1	1	1
WASH SEATTLE UNIVERSITY	7	12	1	1	1	1	1	1	1	1	1	1	1	1
WASH UNIVERSITY OF WASHINGTON	15	15	14	4	1	1	1	1	1	1	1	1	1	1
WASH WASHINGTON STATE UNIV	27	35	14	3	1	1	1	1	1	1	1	1	1	1
WASH WESTERN WASHINGTON ST COL	38	32	5	6	1	1	1	1	1	1	1	1	1	1
WASH WHITWORTH COLLEGE	9	1	1	1	1	1	1	1	1	1	1	1	1	1
W VA ALDERSON BROADDUS COLLEGE	5	2	1	1	1	1	1	1	1	1	1	1	1	1
W VA BETHANY COLLEGE	8	4	2	1	1	1	1	1	1	1	1	1	1	1
W VA BLUEFIELD STATE COLLEGE	4	2	1	1	1	1	1	1	1	1	1	1	1	1
W VA CONCORD COLLEGE	19	10	1	1	1	1	1	1	1	1	1	1	1	1

TABLE 4.--BACHELOR'S, MASTER'S, AND DOCTOR'S DEGREES CONFERRED IN INSTITUTIONS OF HIGHER EDUCATION, BY SEX OF STUDENT, FIELD OF STUDY, STATE OR OTHER AREA, AND INSTITUTION: AGGREGATE UNITED STATES, 1968-69 --CONTINUED

FIELD OF STUDY, STATE OR OTHER AREA, AND INSTITUTION	BACHELOR'S DEGREES REQUIRING 4 OR 5 YEARS		MASTER'S DEGREES		DOCTOR'S DEGREES (PH.D., ED.D., ETC.)		FIELD OF STUDY, STATE OR OTHER AREA, AND INSTITUTION	BACHELOR'S DEGREES REQUIRING 4 OR 5 YEARS		MASTER'S DEGREES		DOCTOR'S DEGREES (PH.D., ED.D., ETC.)	
	2	3	4	5	6	7		2	3	4	5	6	7
	MEN	WOMEN	MEN	WOMEN	MEN	WOMEN		MEN	WOMEN	MEN	WOMEN	MEN	WOMEN
HEALTH EDUCATION													
MD UNIV MD MAIN CAMPUS	1	4	2	1	1	1	10	6	15	4	1	1	1
MASS BOSTON UNIVERSITY	1	25	10	6	4	4	6	4	1	1	1	1	
MASS NORTHEASTERN UNIVERSITY	1	4	6	4	4	4	4	4	1	1	1	1	
MICH WICH ST UNIV ALL CAMPUSES	3	4	4	4	4	4	4	4	4	4	4	4	
MINN MINN STATE COLLEGE	3	4	4	4	4	4	4	4	4	4	4	4	
MINN MINN STATE COLLEGE	2	1	1	5	1	1	1	1	1	1	1	1	
MO UNIV MISSOURI AT KANS CITY	5	7	1	1	1	1	1	1	1	1	1	1	
MO WASHINGTON UNIVERSITY	2	109	2	8	3	3	3	3	3	3	3	3	
N J JERSEY CITY STATE COLLEGE	2	1	3	3	3	3	3	3	3	3	3	3	
N J MONTCLAIR STATE COLLEGE	1	17	1	1	1	1	1	1	1	1	1	1	
N J TRENTON STATE COLLEGE	1	3	1	1	1	1	1	1	1	1	1	1	
N Y ADELPHI UNIVERSITY	3	3	9	2	4	2	4	2	4	2	4	2	
N Y CUNY BROOKLYN COLLEGE	1	1	1	4	1	2	1	2	1	2	1	2	
N Y CUNY CITY COLLEGE	1	1	1	4	1	2	1	2	1	2	1	2	
N Y COLUMBIA UNIV TCHRS COL	1	1	1	4	1	2	1	2	1	2	1	2	
N Y NEW YORK UNIVERSITY	1	1	1	4	1	2	1	2	1	2	1	2	
N Y SUNY ST U BURLI MAIN CAM	1	1	11	7	1	1	1	1	1	1	1	1	
N Y SUNY COLLEGE CORTLAND	3	35	6	6	6	6	6	6	6	6	6	6	
N C N C COLLEGE AT DURHAM	8	25	1	1	1	1	1	1	1	1	1	1	
OHIO CENTRAL STATE UNIVERSITY	1	1	1	1	1	1	1	1	1	1	1	1	
OHIO COLLEGE OF WOOSTER	1	1	1	1	1	1	1	1	1	1	1	1	
OHIO KENT ST UNIV MAIN CAMPUS	4	4	4	4	4	4	4	4	4	4	4	4	
OHIO OHIO ST UNIV ALL CAMPUSES	4	6	2	5	5	5	5	5	5	5	5	5	
OHIO UNIVERSITY OF TOLEDO	1	1	10	5	1	1	1	1	1	1	1	1	
OREG OREGON STATE UNIVERSITY	1	1	1	1	1	1	1	1	1	1	1	1	
OREG UNIV OREGON MAIN CAMPUS	4	9	5	2	2	1	2	1	2	1	2	1	
PA TEMPLE UNIVERSITY	1	1	1	6	1	1	1	1	1	1	1	1	
PA UNIV PITTSBG ALL CAMPUSES	12	3	5	6	6	6	6	6	6	6	6	6	
TENN TENN ST U ALL CAMPUSES	1	1	1	7	1	1	1	1	1	1	1	1	
TENN MEMPHIS STATE UNIVERSITY	1	1	1	7	1	1	1	1	1	1	1	1	
TENN UNIV OF TENN ALL CAMPUSES	1	1	1	1	1	1	1	1	1	1	1	1	
TEX TEXAS A & M UNIVERSITY	1	1	6	1	1	1	1	1	1	1	1	1	
TEX TEXAS SOUTHERN UNIV	1	1	1	1	1	1	1	1	1	1	1	1	
TEX TEXAS WOMANS UNIVERSITY	1	1	1	1	1	1	1	1	1	1	1	1	
TEX UNIV TEXAS AT AUSTIN	2	1	1	1	1	1	1	1	1	1	1	1	
UTAH BRIGHAM YOUNG UNIVERSITY	12	3	4	4	4	4	4	4	4	4	4	4	
UTAH UNIV OF UTAH	1	1	1	1	1	1	1	1	1	1	1	1	
UTAH UNIV ST UNIV MAIN CAMPUS	1	1	1	1	1	1	1	1	1	1	1	1	
VA VA COMMWLTH UNIV ALL CAM	21	6	4	4	4	4	4	4	4	4	4	4	
WASH UNIVERSITY OF WASHINGTON	7	7	1	1	1	1	1	1	1	1	1	1	
W VA WEST VIRGINIA STATE COL	1	1	1	1	1	1	1	1	1	1	1	1	
W VA W VA UNIV ALL CAMPUSES	1	1	1	1	1	1	1	1	1	1	1	1	
RECREATION													
ARK ARKANSAS A & M COL	723	573	223	83	1	1	1	1	1	1	1	1	1
ARK ARKANSAS POLYTECHNIC COL	13	7	1	1	1	1	1	1	1	1	1	1	1
ARK UNIV ARK MAIN CAMPUS	7	2	1	1	1	1	1	1	1	1	1	1	1
CAL CALIFORNIA ST COL HARWARD	13	8	3	2	2	2	2	2	2	2	2	2	2
CAL CALIF STATE COL LONG BCH	23	22	1	1	1	1	1	1	1	1	1	1	1
CAL CALIF STATE COL ANGELS	29	17	7	3	3	3	3	3	3	3	3	3	3
CAL SACRAMENTO STATE COLLEGE	16	5	1	1	1	1	1	1	1	1	1	1	1
CAL SAN DIEGO ST COL MAIN CAM	9	14	1	1	1	1	1	1	1	1	1	1	1
CAL SAN FERNANDO VLY ST COL	16	12	1	1	1	1	1	1	1	1	1	1	1

35

TABLE 4.---BACHELOR'S, MASTER'S, AND DOCTOR'S DEGREES CONFERRED IN INSTITUTIONS OF HIGHER EDUCATION BY SEX OF STUDENT, FIELD OF STUDY, STATE OR OTHER AREA, AND INSTITUTION--AGGREGATE UNITED STATES, 1968-69 --CONTINUED

FIELD OF STUDY, STATE OR OTHER AREA, AND INSTITUTION	BACHELOR'S DEGREES REQUIRING 4 OR 5 YEARS		MASTER'S DEGREES		DOCTOR'S DEGREES (PH.D., ED.D., ETC.)		BACHELOR'S DEGREES REQUIRING 4 OR 5 YEARS (CONTINUED)		MASTER'S DEGREES		DOCTOR'S DEGREES (PH.D., ED.D., ETC.)	
	2	3	4	5	6	7	2	3	4	5	6	7
	1	1	1	1	1	1	1	1	1	1	1	1
RECREATION												
OHIO CENTRAL STATE UNIVERSITY	2	1	-	-	-	-	12	68	6	10	-	-
OHIO KENT ST UNIV MAIN CAMPUS	6	6	-	-	-	-	8	-	-	-	-	-
OHIO OHIO ST UNIV ALL CAMPUSES	8	-	-	-	-	-	-	-	-	-	-	-
OREG OREGON STATE UNIVERSITY	7	13	14	2	-	-	6	46	-	-	-	-
OREG UNIV OREGON MAIN CAMPUS	27	40	-	-	-	-	-	-	-	-	-	-
PA PENN ST UNIV ALL CAMPUSES	14	4	2	-	-	-	-	-	-	-	-	-
PA TEMPLE UNIVERSITY	1	-	-	-	-	-	-	-	-	-	-	-
PA UNIV PITTSBG ALL CAMPUSES	3	4	17	9	-	-	3	20	-	-	-	-
S D UNIVERSITY SOUTH DAKOTA	2	-	-	-	-	-	-	-	-	-	-	-
TENN MEMPHIS STATE UNIVERSITY	2	1	1	-	-	-	-	-	-	-	-	-
TENN TENN AG & INDUS ST UNIV	1	7	-	-	-	-	-	-	-	-	-	-
TEX BAYLOR UNIV MAIN CAMPUS	2	2	-	-	-	-	-	-	-	-	-	-
TEX NORTH TEXAS STATE UNIV	4	-	-	-	-	-	-	-	-	-	-	-
TEX TEXAS TECHNOLOGICAL COL	-	1	-	-	-	-	-	-	-	-	-	-
TEX TEXAS WOMAN'S UNIVERSITY	-	5	-	-	-	-	-	-	-	-	-	-
UTAH WICHAM YOUNG UNIVERSITY	19	14	23	1	-	-	-	-	-	-	-	-
UTAH UTAH ST UNIV MAIN CAMPUS	3	1	1	1	-	-	-	-	-	-	-	-
VA RADFORD COLLEGE	-	1	-	-	-	-	-	-	-	-	-	-
VA VA COMMONWLT UNIV ALL CAMP	5	7	-	-	-	-	3	9	-	-	-	-
VA VA STATE COL MAIN CAMPUS	3	2	-	-	-	-	-	-	-	-	-	-
VA VA STATE COL NORFOLK DIV	2	-	-	-	-	-	-	-	-	-	-	-
WASH CENTRAL WASHINGTON ST COL	10	7	-	-	-	-	3	13	-	-	-	-
WASH EASTERN WASHINGTON ST COL	3	-	-	-	-	-	1	8	1	1	-	-
WASH SALTICIAN SEM OF THE NW	1	-	-	-	-	-	2	21	1	7	-	-
WASH UNIVERSITY OF WASHINGTON	1	6	-	-	-	-	-	-	-	-	-	-
WASH WASHINGTON STATE UNIV	1	1	-	-	-	-	-	-	-	-	-	-
WASH WESTERN WASHINGTON ST COL	1	2	-	-	-	-	-	-	-	-	-	-
W VA FAIRMONT STATE COLLEGE	3	-	-	-	-	-	5	61	3	10	-	-
W VA W VA UNIV ALL CAMPUSES	11	7	2	3	-	-	-	-	-	-	-	-
WIS U OF WIS MADISON	1	2	1	-	-	-	-	-	-	-	-	-
WYO UNIVERSITY OF WYOMING	9	7	-	-	-	-	-	-	-	-	-	-
EDUCATION OF THE MENTALLY RETARDED	270	1,781	282	465	19	9	465	1,781	282	465	19	9
ALA AUBURN UNIV	-	2	-	-	-	-	-	-	-	-	-	-
ARIZ UNIVERSITY OF ARIZONA	3	14	-	-	-	-	-	-	-	-	-	-
ARK ARK ST UNIV ALL CAMPUSES	3	29	2	10	-	-	5	9	-	-	-	-
ARK PHILADELPHIA SWITH COLLEGE	2	10	-	-	-	-	-	-	-	-	-	-
ARK STATE COLLEGE OF ARK	5	21	4	19	-	-	-	-	-	-	-	-
CAL SACRAMENTO STATE COLLEGE	4	4	-	-	-	-	-	-	-	-	-	-
CAL CHAPMAN COLLEGE	-	-	-	-	-	-	-	-	-	-	-	-
CAL ADAMS STATE COLLEGE	-	1	-	-	-	-	-	-	-	-	-	-
COLORADO STATE COLLEGE	20	73	10	19	4	-	4	5	14	8	-	-
COLORADO STATE COLLEGE	-	16	-	-	-	-	-	-	-	-	-	-
COLORADO STATE COLLEGE	-	-	-	-	-	-	-	-	-	-	-	-
CONN FAIRFIELD UNIVERSITY	-	-	-	4	-	-	12	20	4	4	-	-
CONN ST JOSEPH COLLEGE	8	77	27	54	-	-	13	40	16	16	-	-
CONN SOUTHERN CONN STATE COL	8	4	2	2	-	-	6	26	11	10	-	-
FLA HARRY COLLEGE	8	32	7	9	-	-	5	26	-	-	-	-
FLA UNIV OF SOUTH FLORIDA	-	-	-	-	-	-	-	-	-	-	-	-
GA ATLANTA UNIVERSITY	2	32	1	24	-	-	-	-	-	-	-	-
GA GEORGIA STATE COLLEGE	2	18	-	12	-	-	-	-	-	-	-	-
GA UNIVERSITY OF GEORGIA	1	6	1	1	1	2	-	-	-	-	-	-
GA WEST GEORGIA COLLEGE	1	6	1	1	-	-	-	-	-	-	-	-
ILL CHICAGO STATE COLLEGE	2	11	4	5	-	-	-	-	-	-	-	-
ILL DEPAUL UNIVERSITY	-	-	-	4	-	-	-	-	-	-	-	-

TABLE 4.--BACHELORS', MASTERS', AND DOCTOR'S DEGREES CONFERRED IN INSTITUTIONS OF HIGHER EDUCATION, BY SEX OF STUDENT, FIELD OF STUDY, STATE OR OTHER AREA, AND INSTITUTION: AGGREGATE UNITED STATES, 1968-69--CONTINUED

EDUCATION OF THE MENTALLY RETARDED	BACHELOR'S DEGREES REQUIRING 4 OR 5 YEARS		MASTER'S DEGREES		DOCTOR'S DEGREES (PH.D., ED.D., ETC.)		BACHELOR'S DEGREES REQUIRING 4 OR 5 YEARS		MASTER'S DEGREES		DOCTOR'S DEGREES (PH.D., ED.D., ETC.)			
	(CONTINUED)		2	3	4	5	6	7	2	3	4	5	6	7
	1	1	2	3	4	5	6	7	2	3	4	5	6	7
N Y COLUMBIA UNIV TCHRS COL					4	25	1	1						
N Y NEW YORK UNIVERSITY					5	4	1	1						
N Y SUNY COLLEGE BUFFALO	9	73	14	23										
N Y SUNY COLLEGE GENES	4	34		2										
N Y SYRACUSE U MAIN CAMPUS	9		7	1										
N Y YES-EVA UNIVERSITY			2	3										
N C APPALACHIAN ST UNIVERSITY	2	21	1	4										
N C BENNETT COLLEGE		2												
N C EAST CAROLINA U ALL CAM		13		4										
N C GREENSBORO COLLEGE		17												
N C N C COLLEGE AT DURHAM														
N C UNIV OF NC AT CHAPEL HILL		10		12										
N C WESTERN CAROLINA UNIV		14	1	10										
N D MINOT STATE COLLEGE	2	14												
N D UNIV OF ND AT GRAND FORKS	3	24	13	14										
OHIO ADMINGRAN ST U ALL CAM			7	1										
OHIO CENTRAL STATE UNIVERSITY														
OHIO KENT ST UNIV MAIN CAMPUS	1	19	5	10										
OHIO NOTRE DAME COLLEGE		7												
OKLA CENTRAL STATE COLLEGE	6	21	6	26										
OKLA UNIVERSITY OF TULSA	2	2	2	4										
OREG OREGON COLLEGE OF EDUC			2	3										
PA DUQUESNE UNIVERSITY		3	3	7										
PA INDIANA U OF PA ALL CAM	13	26	1	1										
PA MARYWOOD COLLEGE		30												
PA ALDERSBURG STATE COLLEGE	9	28	4	4										
PA CALIFORNIA STATE COLLEGE	14	41	1	2										
PA CLARION ST COL MAIN CAM	7	20												
PA KUTZTOWN STATE COLLEGE	1	10												
PA LOCK HAVEN STATE COLLEGE	2	12												
PA MILLERSVILLE STATE COL		5	5	4										
PA SLEEPY ROCK STATE COL	3	15												
PA TEMPLE UNIVERSITY			2	2										
S C COLUMBIA COLLEGE		21												
TENN GEORGE PEABODY COL TCHRS		2	1	3										
TENN MEMPHIS STATE UNIVERSITY				1										
TEX EAST TEXAS STATE UNIV			5	24										
TEX INCARNATE WORD COLLEGE		7												
TEX SOUTHWEST TEXAS STATE COL		2	2											
TEX PRAIRIE VIEW A & M COL			4	26										
TEX TEXAS WOMANS UNIVERSITY		2		3										
UTAH BRIGHAM YOUNG UNIVERSITY			10	5										
VT COL ST JOS THE PROVIDER		2												
VT GODDARD COLLEGE	2													
VA COL WM & MARY MAIN CAMPUS				3										
VA MADISON COLLEGE		14												
VA OLD DOMINION COLLEGE														
VA RADFORD COLLEGE		5												
VA VA COMMONWEALTH UNIV ALL CAM	2	9	4	4										
VA VA STATE COL MAIN CAMPUS		10	1	2										
VA VA STATE COL NORFOLK DIV		3												
W VA MARSHALL UNIV ALL CAMPUSES	1	5												
WIS CARDINAL STRITCH COLLEGE			4	13										

TABLE 4.---BACHELOR'S, MASTER'S, AND DOCTOR'S DEGREES CONFERRED IN INSTITUTIONS OF HIGHER EDUCATION, BY SEX OF STUDENT, FIELD OF STUDY, STATE OR OTHER AREA, AND INSTITUTION: AGGREGATE UNITED STATES, 1968-69 --CONTINUED

FIELD OF STUDY, STATE OR OTHER AREA, AND INSTITUTION	BACHELOR'S DEGREES REQUIRING 4 OR 5 YEARS		MASTER'S DEGREES		DOCTOR'S DEGREES (PH.D., ED.D., ETC.)		BACHELOR'S DEGREES REQUIRING 4 OR 5 YEARS		MASTER'S DEGREES		DOCTOR'S DEGREES (PH.D., ED.D., ETC.)	
	MEN	WOMEN	MEN	WOMEN	MEN	WOMEN	MEN	WOMEN	MEN	WOMEN	MEN	WOMEN
SPEECH AND HEARING IMPAIRED												
ARK STATE COLLEGE OF ARK	2	9	-	-	-	-	-	-	-	-	-	-
ARK UNIV ARK MAIN CAMPUS	-	3	-	5	-	-	17	14	4	4	2	2
CAL CALIF STATE COL LONG BCH	1	9	4	8	-	-	1	3	2	2	1	-
CAL CALIF STATE COL LOS ANGLS	3	16	4	6	-	-	5	-	-	-	-	-
CAL SAN JOSE STATE COLLEGE	3	42	-	-	-	-	2	-	-	-	-	-
CAL COL OF THE HOLY NAMES	-	3	-	-	-	-	5	-	-	-	-	-
CAL LOMA LINDA U ALL CAMPUSES	-	4	1	-	-	-	1	23	-	-	6	1
CAL PACIFIC UNION COLLEGE	4	4	-	-	-	-	-	-	-	-	-	-
CAL PEPPERDINE COLLEGE	-	4	2	-	-	-	9	3	-	-	3	-
CAL STANFORD UNIVERSITY	-	-	2	-	1	2	26	6	-	-	4	3
CAL UNIVERSITY OF THE PACIFIC	5	22	-	-	-	-	9	-	-	-	-	-
CAL UNIV OF STRN CALIFORNIA	-	-	1	9	3	1	21	-	-	-	-	-
CAL WHITTIER COLLEGE	-	7	-	-	-	-	-	-	-	-	-	-
COLORADO STATE COLLEGE	1	6	-	-	-	-	10	-	-	-	-	-
COLORADO STATE UNIVERSITY	2	17	3	3	-	-	4	-	-	-	-	-
COLORADO STATE COLLEGE	2	28	6	6	-	-	12	-	-	-	-	-
COLORADO STATE UNIVERSITY	3	17	3	3	-	-	19	17	1	1	1	1
COLORADO STATE COLLEGE	1	7	1	3	2	-	57	3	6	6	20	-
COLORADO STATE UNIVERSITY	2	2	1	7	7	-	2	14	2	2	14	-
COLORADO STATE COLLEGE	1	2	3	10	-	-	15	-	-	-	-	-
COLORADO STATE UNIVERSITY	1	7	6	6	-	-	20	6	6	6	6	-
COLORADO STATE COLLEGE	1	6	-	-	-	-	44	-	-	-	-	-
COLORADO STATE UNIVERSITY	1	7	1	3	2	-	19	17	1	1	1	1
COLORADO STATE COLLEGE	1	7	1	3	2	-	57	3	6	6	20	-
COLORADO STATE UNIVERSITY	2	2	1	7	7	-	2	14	2	2	14	-
COLORADO STATE COLLEGE	1	7	3	10	-	-	15	-	-	-	-	-
COLORADO STATE UNIVERSITY	1	7	6	6	-	-	20	6	6	6	6	-
COLORADO STATE COLLEGE	1	6	-	-	-	-	44	-	-	-	-	-
COLORADO STATE UNIVERSITY	1	7	1	3	2	-	19	17	1	1	1	1
COLORADO STATE COLLEGE	1	7	1	3	2	-	57	3	6	6	20	-
COLORADO STATE UNIVERSITY	2	2	1	7	7	-	2	14	2	2	14	-
COLORADO STATE COLLEGE	1	7	3	10	-	-	15	-	-	-	-	-
COLORADO STATE UNIVERSITY	1	7	6	6	-	-	20	6	6	6	6	-
COLORADO STATE COLLEGE	1	6	-	-	-	-	44	-	-	-	-	-
COLORADO STATE UNIVERSITY	1	7	1	3	2	-	19	17	1	1	1	1
COLORADO STATE COLLEGE	1	7	1	3	2	-	57	3	6	6	20	-
COLORADO STATE UNIVERSITY	2	2	1	7	7	-	2	14	2	2	14	-
COLORADO STATE COLLEGE	1	7	3	10	-	-	15	-	-	-	-	-
COLORADO STATE UNIVERSITY	1	7	6	6	-	-	20	6	6	6	6	-
COLORADO STATE COLLEGE	1	6	-	-	-	-	44	-	-	-	-	-
COLORADO STATE UNIVERSITY	1	7	1	3	2	-	19	17	1	1	1	1
COLORADO STATE COLLEGE	1	7	1	3	2	-	57	3	6	6	20	-
COLORADO STATE UNIVERSITY	2	2	1	7	7	-	2	14	2	2	14	-
COLORADO STATE COLLEGE	1	7	3	10	-	-	15	-	-	-	-	-
COLORADO STATE UNIVERSITY	1	7	6	6	-	-	20	6	6	6	6	-
COLORADO STATE COLLEGE	1	6	-	-	-	-	44	-	-	-	-	-
COLORADO STATE UNIVERSITY	1	7	1	3	2	-	19	17	1	1	1	1
COLORADO STATE COLLEGE	1	7	1	3	2	-	57	3	6	6	20	-
COLORADO STATE UNIVERSITY	2	2	1	7	7	-	2	14	2	2	14	-
COLORADO STATE COLLEGE	1	7	3	10	-	-	15	-	-	-	-	-
COLORADO STATE UNIVERSITY	1	7	6	6	-	-	20	6	6	6	6	-
COLORADO STATE COLLEGE	1	6	-	-	-	-	44	-	-	-	-	-
COLORADO STATE UNIVERSITY	1	7	1	3	2	-	19	17	1	1	1	1
COLORADO STATE COLLEGE	1	7	1	3	2	-	57	3	6	6	20	-
COLORADO STATE UNIVERSITY	2	2	1	7	7	-	2	14	2	2	14	-
COLORADO STATE COLLEGE	1	7	3	10	-	-	15	-	-	-	-	-
COLORADO STATE UNIVERSITY	1	7	6	6	-	-	20	6	6	6	6	-
COLORADO STATE COLLEGE	1	6	-	-	-	-	44	-	-	-	-	-
COLORADO STATE UNIVERSITY	1	7	1	3	2	-	19	17	1	1	1	1
COLORADO STATE COLLEGE	1	7	1	3	2	-	57	3	6	6	20	-
COLORADO STATE UNIVERSITY	2	2	1	7	7	-	2	14	2	2	14	-
COLORADO STATE COLLEGE	1	7	3	10	-	-	15	-	-	-	-	-
COLORADO STATE UNIVERSITY	1	7	6	6	-	-	20	6	6	6	6	-
COLORADO STATE COLLEGE	1	6	-	-	-	-	44	-	-	-	-	-
COLORADO STATE UNIVERSITY	1	7	1	3	2	-	19	17	1	1	1	1
COLORADO STATE COLLEGE	1	7	1	3	2	-	57	3	6	6	20	-
COLORADO STATE UNIVERSITY	2	2	1	7	7	-	2	14	2	2	14	-
COLORADO STATE COLLEGE	1	7	3	10	-	-	15	-	-	-	-	-
COLORADO STATE UNIVERSITY	1	7	6	6	-	-	20	6	6	6	6	-
COLORADO STATE COLLEGE	1	6	-	-	-	-	44	-	-	-	-	-
COLORADO STATE UNIVERSITY	1	7	1	3	2	-	19	17	1	1	1	1
COLORADO STATE COLLEGE	1	7	1	3	2	-	57	3	6	6	20	-
COLORADO STATE UNIVERSITY	2	2	1	7	7	-	2	14	2	2	14	-
COLORADO STATE COLLEGE	1	7	3	10	-	-	15	-	-	-	-	-
COLORADO STATE UNIVERSITY	1	7	6	6	-	-	20	6	6	6	6	-
COLORADO STATE COLLEGE	1	6	-	-	-	-	44	-	-	-	-	-
COLORADO STATE UNIVERSITY	1	7	1	3	2	-	19	17	1	1	1	1
COLORADO STATE COLLEGE	1	7	1	3	2	-	57	3	6	6	20	-
COLORADO STATE UNIVERSITY	2	2	1	7	7	-	2	14	2	2	14	-
COLORADO STATE COLLEGE	1	7	3	10	-	-	15	-	-	-	-	-
COLORADO STATE UNIVERSITY	1	7	6	6	-	-	20	6	6	6	6	-
COLORADO STATE COLLEGE	1	6	-	-	-	-	44	-	-	-	-	-
COLORADO STATE UNIVERSITY	1	7	1	3	2	-	19	17	1	1	1	1
COLORADO STATE COLLEGE	1	7	1	3	2	-	57	3	6	6	20	-
COLORADO STATE UNIVERSITY	2	2	1	7	7	-	2	14	2	2	14	-
COLORADO STATE COLLEGE	1	7	3	10	-	-	15	-	-	-	-	-
COLORADO STATE UNIVERSITY	1	7	6	6	-	-	20	6	6	6	6	-
COLORADO STATE COLLEGE	1	6	-	-	-	-	44	-	-	-	-	-
COLORADO STATE UNIVERSITY	1	7	1	3	2	-	19	17	1	1	1	1
COLORADO STATE COLLEGE	1	7	1	3	2	-	57	3	6	6	20	-
COLORADO STATE UNIVERSITY	2	2	1	7	7	-	2	14	2	2	14	-
COLORADO STATE COLLEGE	1	7	3	10	-	-	15	-	-	-	-	-
COLORADO STATE UNIVERSITY	1	7	6	6	-	-	20	6	6	6	6	-
COLORADO STATE COLLEGE	1	6	-	-	-	-	44	-	-	-	-	-
COLORADO STATE UNIVERSITY	1	7	1	3	2	-	19	17	1	1	1	1
COLORADO STATE COLLEGE	1	7	1	3	2	-	57	3	6	6	20	-
COLORADO STATE UNIVERSITY	2	2	1	7	7	-	2	14	2	2	14	-
COLORADO STATE COLLEGE	1	7	3	10	-	-	15	-	-	-	-	-
COLORADO STATE UNIVERSITY	1	7	6	6	-	-	20	6	6	6	6	-
COLORADO STATE COLLEGE	1	6	-	-	-	-	44	-	-	-	-	-
COLORADO STATE UNIVERSITY	1	7	1	3	2	-	19	17	1	1	1	1
COLORADO STATE COLLEGE	1	7	1	3	2	-	57	3	6	6	20	-
COLORADO STATE UNIVERSITY	2	2	1	7	7	-	2	14	2	2	14	-
COLORADO STATE COLLEGE	1	7	3	10	-	-	15	-	-	-	-	-
COLORADO STATE UNIVERSITY	1	7	6	6	-	-	20	6	6	6	6	-
COLORADO STATE COLLEGE	1	6	-	-	-	-	44	-	-	-	-	-
COLORADO STATE UNIVERSITY	1	7	1	3	2	-	19	17	1	1	1	1
COLORADO STATE COLLEGE	1	7	1	3	2	-	57	3	6	6	20	-
COLORADO STATE UNIVERSITY	2	2	1	7	7	-	2	14	2	2	14	-
COLORADO STATE COLLEGE	1	7	3	10	-	-	15	-	-	-	-	-
COLORADO STATE UNIVERSITY	1	7	6	6	-	-	20	6	6	6	6	-
COLORADO STATE COLLEGE	1	6	-	-	-	-	44	-	-	-	-	-
COLORADO STATE UNIVERSITY	1	7	1	3	2	-	19	17	1	1	1	1
COLORADO STATE COLLEGE	1	7	1	3	2	-	57	3	6	6	20	-
COLORADO STATE UNIVERSITY	2	2	1	7	7	-	2	14	2	2	14	-
COLORADO STATE COLLEGE	1	7	3	10	-	-	15	-	-	-	-	-
COLORADO STATE UNIVERSITY	1	7	6	6	-	-	20	6	6	6	6	-
COLORADO STATE COLLEGE	1	6	-	-	-	-	44	-	-	-	-	-
COLORADO STATE UNIVERSITY												

TABLE 6.---BACHELOR'S, MASTER'S, AND DOCTOR'S DEGREES CONFERRED IN INSTITUTIONS OF HIGHER EDUCATION, BY SEX OF STUDENT, FIELD OF STUDY, STATE OR OTHER AREA, AND INSTITUTION: AGGREGATE UNITED STATES, 1968-69 --CONTINUED

FIELD OF STUDY, STATE OR OTHER AREA, AND INSTITUTION	BACHELOR'S DEGREES REQUIRING 4 OR 5 YEARS		MASTER'S DEGREES		DOCTOR'S DEGREES (PH.D., ED.D., ETC.)		
	2	3	4	5	6	7	
	1	2	3	4	5	6	
SPEECH AND HEARING IMPAIRED	(CONTINUED)						
N J JERSEY CITY STATE COLLEGE	6	8	-	-	-	-	
N J MONTCLAIR STATE COLLEGE	4	17	5	5	-	-	
N J NEWARK STATE COLLEGE	3	21	1	19	-	-	
N J PATERSON STATE COLLEGE	4	20	1	10	-	-	
N J RUTGERS THE ST U ALL CAM	-	28	-	4	-	-	
N J SETON HALL UNIVERSITY	-	-	7	10	-	-	
N J TRENTON STATE COLLEGE	3	16	3	1	-	-	
N M EASTERN NEW MEX U ALL CAM	2	3	1	1	-	-	
N M NEW MEX ST U ALL CAMPUSES	1	3	1	1	-	-	
N NY ADELPHI UNIVERSITY	1	21	1	20	-	-	
N NY CUNY BROOKLYN COLLEGE	10	23	5	16	-	-	
N NY CUNY CITY COLLEGE	3	17	-	2	-	-	
N NY CUNY HUNTER COLLEGE	-	-	1	8	-	-	
N NY CUNY QUEENS COLLEGE	-	-	3	26	-	-	
N NY COL ST ROSE ALL CAMPUSES	-	-	1	11	-	-	
N NY COLUMBIA UNIV TCMS COL	-	12	4	56	2	1	
N NY ELMIRA COLLEGE	-	51	-	3	-	-	
N NY ITHACA COLLEGE	3	26	-	3	-	-	
N NY NAZARETH COLLEGE ROCHESTER	-	26	-	-	-	-	
N NY NEW YORK UNIVERSITY	-	16	-	-	-	-	
N NY PACE COLLEGE MAIN CAMPUS	1	2	-	-	-	-	
N NY SUNY STATE UNIV ALBANY	1	21	-	3	-	-	
N NY SUNY ST BUNYLO MAIN CAM	2	28	2	3	1	1	
N NY SUNY COLLEGE BUFFALO	2	13	1	5	-	-	
N NY SUNY COLLEGE FREDONIA	3	48	4	12	-	-	
N NY SYRACUSE U MAIN CAMPUS	24	5	4	14	1	1	
N C APPALACHIAN ST UNIVERSITY	-	2	-	-	-	-	
N C EAST CAROLINA U ALL CAM	4	4	-	3	-	-	
N C GREENSBORO COLLEGE	-	4	-	-	-	-	
N C N C COLLEGE AT DURHAM	-	2	-	3	-	-	
N C UNIV OF NC AT CHAPEL HILL	-	-	-	7	-	-	
N C UNIV OF N C AT GREENSBORO	-	-	-	3	-	-	
N C WESTERN CAROLINA UNIV	-	-	-	7	-	-	
N D MINOT STATE COLLEGE	-	-	2	7	-	-	
N D NORTH DAKOTA STATE UNIV	5	14	-	-	-	-	
N D UNIV N DAK MAIN CAMPUS	2	20	4	2	-	-	
OHIO BOWLING GRN ST U ALL CAM	4	44	-	-	-	-	
OHIO CASE WESTERN RESERVE UNIV	12	12	4	11	2	2	
OHIO KENT ST UNIV MAIN CAMPUS	9	35	-	-	-	-	
OHIO MIAMI UNIV ALL CAMPUSES	7	37	-	4	-	-	
OHIO OHIO ST UNIV ALL CAMPUSES	11	58	-	-	2	-	
OHIO OHIO UNIV ALL CAMPUSES	5	69	3	14	3	1	
OHIO UNIVERSITY OF AKRON	2	2	-	-	-	-	
OHIO U CINCINNATI MAIN CAMPUS	1	18	-	3	-	-	
OHIO UNIVERSITY OF DAYTON	-	-	-	-	-	-	
OKLA CENTRAL STATE COLLEGE	1	9	-	-	-	-	
OKLA NORTHWESTERN STATE COL	4	16	-	-	-	-	
OKLA OKLA COL OF LIBERAL ARTS	1	25	-	-	-	-	
OKLA OKLA ST UNIV MAIN CAMPUS	2	14	-	7	-	-	
OKLA PHILLIPS UNIVERSITY	1	6	3	-	-	-	
OKLA UNIV OKLA ALL CAMPUSES	1	12	2	24	7	1	
OKLA UNIVERSITY OF TULSA	1	1	-	-	-	-	
OREG OREGON COLLEGE OF EDUC	-	2	3	6	-	-	

100



FIELD OF STUDY, STATE OR OTHER AREA, AND INSTITUTION	BACHELOR'S DEGREES REQUIRING 4 OR 5 YEARS		MASTER'S DEGREES		DOCTOR'S DEGREES (PH.D., ED.D., ETC.)		BACHELOR'S DEGREES REQUIRING 4 OR 5 YEARS		MASTER'S DEGREES		DOCTOR'S DEGREES (PH.D., ED.D., ETC.)				
	1	2	3	4	5	6	7	1	2	3	4	5	6	7	
	MEN		WOMEN		MEN		WOMEN		MEN		WOMEN		MEN		WOMEN
ADMINISTRATION OF SPECIAL EDUCATION	(CONTINUED)														
KANS ST COL OF PITTSBURG															
KY UNIV KY MAIN CAMPUS	3	6			4										
LA NTHSTRN ST COL LOUISIANA					11										
MINK U OF MINN MNPLS ST PAUL	7	12													
N Y COLUMBIA UNIV TCHRS COL								2							
N Y SYRACUSE U MAIN CAMPUS						3									
OHIO ASHLAND COLLEGE	6	4													
OREG UNIV OREGON MAIN CAMPUS	1	1		15	31	5	2								
PA INDIANA U OF PA ALL CAM				1	1										
TENN MEMPHIS STATE UNIVERSITY	2	8		4	16										
TENN UNIV OF TENN ALL CAMPUSES				6	9										
WIS U OF WIS MILWAUKEE				3											
EDUCATION OF OTHER EXCEPT TWO-YEAR CHILDREN	59	438		441	902	466	19								
ALA TUSKEGEE INSTITUTE				4	6										
ALA UNIV ALABAMA MAIN CAMPUS	6			6	36										
ARK UNIV ARK MAIN CAMPUS				11	48	2									
ARK UNIV ARK MATH CAMPUS				4											
CAL CALIF STATE COL FULLERTON				1	2										
CAL CALIF STATE COL LOS ANGLS				17	30										
CAL CHAPMAN COLLEGE				2	1										
CAL COL OF THE HOLY NAMES					2										
COLORADO STATE COLLEGE															
COLORADO STATE COLLEGE															
CONV UNIVERSITY OF DENVER															
D C CATHOLIC UNIV OF AMERICA															
D C C TEACHERS COLLEGE	6	10													
D C GEORGE WASHINGTON UNIV				8	47										
FLA FLORIDA STATE UNIVERSITY															
FLA UNIVERSITY OF FLORIDA	5	34		3	2										
FLA UNIV OF SOUTH FLORIDA															
GA GEORGIA SOUTHERN COLLEGE				4	9										
IDA IDAHO STATE UNIVERSITY															
IDA UNIVERSITY OF IDAHO	2	6		1	2										
ILL EASTERN ILL INDIS UNIV	1														
ILL LOYOLA UNIVERSITY				2	3										
ILL NORTHEASTERN ILL ST COL	4			21	48										
ILL NORTHERN ILL INDIS UNIV	4	5		2	9										
ILL SOUTHERN ILL U MAIN CAMPUS	8	55		3	7										
ILL STRN ILL U EDWARDSVL CAM															
IND INDIANA STATE UNIVERSITY				7	7										
IND INDIANA UNIV ALL CAMPUSES	3	10		10	31	5	2								
IOWA UNIVERSITY OF IOWA				47	191	1									
IOWA UNIV OF NORTHERN IOWA	6				2										
KANS UNIVERSITY OF KANSAS				7	28	5	1								
KY UNIVERSITY OF LOUISVILLE															
LA FRANCIS T NICHOLLS ST COL				1	2										
LA LOUISIANA POLY INSTITUTE				2	2										
LA ST U NEW ORLEANS				2	9										
LA STRN LOUISIANA COL				1											
MD UNIV MD MAIN CAMPUS	1	15													
MICH EASTERN MICHIGAN UNIV				68	44										
MICH WAYNE STATE UNIVERSITY	16	75		20	52	4	2								
MICH WESTERN MICHIGAN UNIV				24	32										
MINN ST CLOUD STATE COLLEGE				11	3										
AGRICULTURAL EDUCATION				1,213	33										
ALA ALABAMA A & M COLLEGE				10											
ALA AUBURN UNIV				27											
ALA TUSKEGEE INSTITUTE				7											
ARI Z UNIVERSITY OF ARIZONA				14											
ARK ARKANSAS A & N COL				4											



TABLE 4.--BACHELOR'S, MASTER'S, AND DOCTOR'S DEGREES CONFERRED IN INSTITUTIONS OF HIGHER EDUCATION, BY SEX OF STUDENT, FIELD OF STUDY, STATE OR OTHER AREA, AND INSTITUTION: AGGREGATE UNITED STATES, 1968-69 --CONTINUED

FIELD OF STUDY, STATE OR OTHER AREA, AND INSTITUTION	BACHELOR'S DEGREES REQUIRING 4 OR 5 YEARS		MASTERS DEGREES		DOCTOR'S DEGREES (PH.D., ED.D., ETC.)		BACHELOR'S DEGREES REQUIRING 4 OR 5 YEARS (CONTINUED)		MASTER'S DEGREES		DOCTOR'S DEGREES (PH.D., ED.D., ETC.)			
	1	2	3	4	5	6	7	1	2	3	4	5	6	7
	MEN	WOMEN	MEN	WOMEN	MEN	WOMEN	MEN	WOMEN	MEN	WOMEN	MEN	WOMEN	MEN	WOMEN
ART EDUCATION														
CONN SOUTHERN CONN STATE COL	8	61	5	13				4	7	2	5			
CONN UNIVERSITY OF BRIDGEPORT	2	52	4	2										
CONN UNIVERSITY OF HARTFORD		9												
CONN WESLEYAN UNIVERSITY	2			1				3	7	3	2			
DEL DELAWARE STATE COLLEGE		7												
DEL UNIVERSITY OF DELAWARE	1	10												
D C AMERICAN UNIVERSITY		3												
D C GEORGE WASHINGTON UNIV														
D C HOWARD UNIVERSITY	10	2						2	3					
FLA BARRY COLLEGE		2												
FLA ROLLINS COL ALL CAMPUSES			1											
FLA FLORIDA A & M UNIVERSITY	3	2												
FLA FLORIDA ATLANTIC UNIV	5	6												
FLA FLORIDA STATE UNIVERSITY	16	22	2	7				14	7	1	1			
FLA UNIVERSITY OF FLORIDA	4	9												
FLA UNIV OF SOUTH FLORIDA	5	15	1	3				5	23					
GA GEORGIA COLLEGE	3	3						2	6					
GA GEORGIA SOUTHERN COLLEGE	7	19						1						
GA GEORGIA STATE COLLEGE		3												
GA PIEDMONT COLLEGE	1	2												
GA SAVANNAH STATE COLLEGE	1	3												
GA UNIVERSITY OF GEORGIA	3	32	4	7				15	27	1				
GA VALDOSTA STATE COLLEGE		1												
GA WESLEYAN COLLEGE		2												
HAWAII CHURCH COLLEGE OF HAWAII	3	1												
HAWAII UNIV HAWAII MAIN CAMPUS	1	1												
IDA BOISE STATE COLLEGE	3	3												
IDA UNIVERSITY OF IDAHO	3	8												
ILL AUGUSTANA COLLEGE		5												
ILL CHICAGO STATE COLLEGE	2	4												
ILL EASTERN ILLINOIS UNIV	21	18	1	2				3	2					
ILL ILLINOIS INST OF TECH	1	9	15	9				3	1					
ILL ILLINOIS STATE UNIVERSITY	8	28	9	7										
ILL MACMURRAY COLLEGE	1													
ILL HILLIEN UNIVERSITY		1												
ILL NORTHWESTERN ILL ST COL	6	25												
ILL NORTHERN ILLINOIS UNIV	7	48	4	4				6	4					
ILL ROOSEVELT UNIVERSITY	4	10												
ILL SCH OF ART INST OF CHGO	11	15	1	1				3	7					
ILL STRN ILL U EDWARDSVIL CAM	5	5												
ILL UNIV OF ILL URBANA CAMPUS	1	25	2	9				19	14	10	3			
ILL WESTERN ILLINOIS UNIV	15	18						7	6					
IND BALL STATE UNIVERSITY	12	29	4	15				3	20	3	7			
IND BUTLER UNIVERSITY		5						4						
IND DEPAUM UNIVERSITY		5												
IND FORT WAYNE ART INST	2													
IND HANOVER COLLEGE		1												
IND INDIANA CENTRAL COLLEGE		1												
IND INDIANA STATE UNIVERSITY														
IND INDIANA UNIV ALL CAMPUSES	2	1	3	3				10	10					
IND MANCHESTER COLLEGE	3	3						1						
IND OAKLAND CITY COLLEGE	1	1												
IND PURDUE UNIV MAIN CAMPUS	1	11												
IND TUFTS UNIVERSITY														
MICH ADRIAN COLLEGE														
MICH AQUINAS COLLEGE														
MICH CENTRAL MICHIGAN UNIV														



TABLE 4.—BACHELOR'S, MASTER'S, AND DOCTOR'S DEGREES CONFERRED IN INSTITUTIONS OF HIGHER EDUCATION, BY SEX OF STUDENT, FIELD OF STUDY, STATE OR OTHER AREA, AND INSTITUTION: AGGREGATE UNITED STATES, 1968-69 --CONTINUED

FIELD OF STUDY, STATE OR OTHER AREA, AND INSTITUTION	BACHELOR'S DEGREES REQUIRING 4 OR 5 YEARS				MASTER'S DEGREES				DOCTOR'S DEGREES (PH.D., ED.D., ETC.)			
	MEN		WOMEN		MEN		WOMEN		MEN		WOMEN	
	2	3	4	5	6	7	8	9	10	11	12	
(CONTINUED)												
ART EDUCATION												
MICH EASTERN MICHIGAN UNIV	15	39	3	5	-	-	3	4	-	-	-	-
MICH HILLSDALE COLLEGE	-	2	-	-	-	-	1	4	-	-	-	-
MICH MARYGROVE COLLEGE	-	2	-	-	-	-	3	4	-	-	-	-
MICH MICH ST UNIV ALL CAMPUSES	-	-	2	1	-	-	-	-	-	-	-	-
MICH NAZARETH COLLEGE	-	4	-	-	-	-	6	7	-	-	-	-
MICH NORTHERN MICHIGAN UNIV	13	5	-	1	-	-	7	18	-	-	-	-
MICH OLIVET COLLEGE	2	3	-	-	-	-	1	1	-	-	-	-
MICH UNIVERSITY OF MICHIGAN	1	14	-	-	-	-	-	-	-	-	-	-
MICH WAYNE STATE UNIVERSITY	8	37	5	15	-	-	-	-	-	-	-	-
MICH WESTERN MICHIGAN UNIV	10	81	3	6	-	-	-	-	-	-	-	-
MINN AUGSBURG COLLEGE	1	1	-	-	-	-	1	1	-	-	-	-
MINN BEMIDJI STATE COLLEGE	10	7	-	-	-	-	1	1	-	-	-	-
MINN BETHLEHEM COLLEGE & SEMINARY	-	2	-	-	-	-	-	-	-	-	-	-
MINN COLLEGE OF ST BENEDICT	-	2	-	-	-	-	1	1	-	-	-	-
MINN COLLEGE OF ST TERESA	-	1	-	-	-	-	-	-	-	-	-	-
MINN CONCORDIA COL MORRHEAD	6	7	-	-	-	-	1	1	-	-	-	-
MINN HAMLINE UNIVERSITY	-	2	-	-	-	-	-	-	-	-	-	-
MINN MANKATO STATE COLLEGE	9	17	2	1	-	-	2	2	-	-	-	-
MINN MOOREHEAD STATE COLLEGE	6	7	1	2	-	-	5	37	6	1	-	-
MINN ST CLOUD STATE COLLEGE	8	10	1	-	-	-	1	2	3	6	-	-
MINN ST OLAF COLLEGE	-	5	-	-	-	-	4	6	-	-	-	-
MINN U OF MINN DULUTH	3	1	-	-	-	-	2	25	6	5	-	-
MINN U OF MINN MPLS ST PAUL	7	27	4	9	-	-	6	36	-	-	-	-
MINN WINONA STATE COLLEGE	7	8	1	4	-	-	2	30	2	3	-	-
MISS DELTA STATE COLLEGE	3	5	-	-	-	-	1	1	-	-	-	-
MISS JACKSON STATE COLLEGE	5	2	-	-	-	-	4	4	2	1	-	-
MISS MISSISSIPPI COLLEGE	3	3	-	-	-	-	-	8	-	-	-	-
MISS STATE COL FOR WOMEN	-	13	-	-	-	-	-	-	-	-	-	-
MISS VALLEY STATE COLLEGE	3	1	-	-	-	-	6	22	5	29	-	-
MISS UNIV MISS MAIN CAMPUS	-	9	-	1	-	-	2	5	4	9	-	-
MISS UNIV OF STRN MISSISSIPPI	-	3	-	-	-	-	-	-	-	-	-	-
MO CENTRAL MO ST COL ALL CAM	7	10	1	-	-	-	-	2	2	19	-	-
MO EVANGEL COLLEGE	3	1	-	-	-	-	-	-	9	44	3	2
MO FORTBONNE COLLEGE	-	4	-	-	-	-	-	-	-	-	-	-
MO LINCOLN UNIVERSITY	5	1	-	-	-	-	-	-	-	-	-	-
MO MISSOURI SOUTHERN COLLEGE	-	1	-	-	-	-	-	-	-	-	-	-
MO MISSOURI VALLEY COLLEGE	1	7	-	-	-	-	-	-	-	-	-	-
MO NORTHEAST MISSOURI ST COL	15	21	-	-	-	-	-	-	-	-	-	-
MO NORTHWEST MISSOURI ST COL	5	6	-	-	-	-	-	-	-	-	-	-
MO NOTRE DAME COLLEGE	9	13	1	1	-	-	-	-	22	46	3	1
MO SOUTHWEST MISSOURI ST COL	3	7	-	-	-	-	29	51	5	14	-	-
MO SOUTHWEST MISSOURI ST COL	9	15	2	2	-	-	-	-	4	5	-	-
MO WILLIAM JEFFELL COLLEGE	-	4	-	-	-	-	-	-	-	-	-	-
MO WILLIAM WOODS COLLEGE	-	4	-	-	-	-	-	-	-	-	-	-
MONT COLLEGE OF GREAT FALLS	1	2	-	-	-	-	-	-	-	-	-	-
MONT EASTERN MONTANA COLLEGE	10	1	-	-	-	-	-	-	-	-	-	-
MONT MONTANA STATE UNIVERSITY	3	7	-	-	-	-	3	9	-	-	-	-
MONT ROCKY MOUNTAIN COLLEGE	-	1	-	-	-	-	-	-	-	-	-	-
MONT UNIVERSITY OF MONTANA	1	1	-	-	-	-	5	25	-	-	-	-
MONT WESTERN MONTANA COLLEGE	2	1	-	-	-	-	4	4	-	-	-	-
NERR CHADRON STATE COLLEGE	2	2	-	-	-	-	-	-	-	-	-	-
NERR COLLEGE OF ST MARY	-	-	-	-	-	-	-	-	-	-	-	-

(CONTINUED)

ART EDUCATION

FIELD OF STUDY,
STATE OR OTHER AREA,
AND INSTITUTION

BACHELOR'S
DEGREES
REQUIRING
4 OR 5 YEARS

MASTER'S
DEGREES

DOCTOR'S
DEGREES
(PH.D., ED.D.,
ETC.)

MEN

WOMEN

MEN

WOMEN

MEN

WOMEN

MEN

WOMEN

MEN

WOMEN

MEN

WOMEN

MEN

WOMEN

MEN

WOMEN

MEN

WOMEN

MEN

WOMEN

MEN

WOMEN

MEN

WOMEN

TABLE 4.--BACHELOR'S, MASTER'S, AND DOCTOR'S DEGREES CONFERRED IN INSTITUTIONS OF HIGHER EDUCATION, BY SEX OF STUDENT, FIELD OF STUDY, STATE OR OTHER AREA, AND INSTITUTION: AGGREGATE UNITED STATES, 1968-69 --CONTINUED

FIELD OF STUDY, STATE OR OTHER AREA, AND INSTITUTION	BACHELOR'S DEGREES REQUIRING 4 OR 5 YEARS		MASTER'S DEGREES		DOCTOR'S DEGREES (PH.D., ED.D., ETC.)		RACHELOR'S DEGREES REQUIRING 4 OR 5 YEARS		MASTER'S DEGREES		DOCTOR'S DEGREES (PH.D., ED.D., ETC.)				
	1	2	3	4	5	6	7	1	2	3	4	5	6	7	
	MEN		WOMEN		MEN		WOMEN		MEN		WOMEN		MEN		WOMEN
(CONTINUED)															
ART EDUCATION															
N C HIGH POINT COLLEGE	2	2													
N C WEDDITH COLLEGE	4	4													
N C N C AG & TECH STATE UNIV	2	1													
N C N C COLLEGE AT DURHAM	1	3													
N C PEABODIE STATE COL	1	3													
N C SALFORD COLLEGE	3	3													
N C UNIV OF NC AT CHAPEL HILL	6	6													
N C UNIV OF NC AT GREENSBORO	9	2													
N C WESTERN CAROLINA UNIV	7	3													
N C DICKINSON STATE COLLEGE	4	3													
N D MAYVILLE STATE COLLEGE	1	1													
N D WINTY STATE COLLEGE	10	5													
N D NORTH DAKOTA STATE UNIV	2	2													
N D UNIV N DAK MAIN CAMPUS	3	2													
N D VALLEY CITY STATE COLLEGE	2	2													
OHIO ANTOCH COL MAIN CAMPUS	5	5													
OHIO ASHLAND COLLEGE	8	3													
OHIO LUFKIN COLLEGE	3	3													
OHIO ROLLING GRN ST U ALL CAM	15	34													
OHIO CAPITAL UNIVERSITY	1	6													
OHIO CASE WESTERN RESERVE UNIV	1	6													
OHIO CENTRAL STATE UNIVERSITY	1	4													
OHIO COL MT ST JOSEPH ON OHIO	7	7													
OHIO DEFANCE COLLEGE	1	4													
OHIO FINDLAY COLLEGE	1	1													
OHIO KENT ST UNIV MAIN CAMPUS	7	39													
OHIO MIAMI UNIV ALL CAMPUSES	18	4													
OHIO NOTRE DAME COLLEGE	5	5													
OHIO UNIV ALL CAMPUSES	21	3													
OHIO OTTERBEIN COLLEGE	1	3													
OHIO UNIVERSITY OF AKRON	1	3													
OHIO U CINCINNATI MAIN CAMPUS	4	24													
OHIO UNIVERSITY OF DAYTON	3	8													
OHIO UNIVERSITY OF TOLEDO	6	16													
OHIO WILLINGTON COLLEGE	2	2													
OHIO WITTENBERG UNIVERSITY	2	9													
OHIO WRIGHT STATE UNIVERSITY	2	6													
OHIO YOUNGSTOWN ST UNIVERSITY	8	5													
OKLA CENTRAL STATE COLLEGE	3	11													
OKLA EAST CENTRAL STATE COL	4	6													
OKLA LANGSTON UNIVERSITY	2	2													
OKLA NORTHEASTERN STATE COL	5	16													
OKLA NORTHWESTERN STATE COL	1	1													
OKLA OKLAHOMA CITY UNIVERSITY	7	1													
OKLA OKLA ST UNIV MAIN CAMPUS	1	1													
OKLA SOUTHEASTERN STATE COL	5	7													
OKLA SOUTHWESTERN STATE COL	6	14													
OKLA UNIV OKLA ALL CAMPUSES	1	1													
OKLA UNIVERSITY OF TULSA	1	3													
OREG EASTERN OREGON COLLEGE	1	2													
OREG MARYHURST COLLEGE	1	1													
OREG OREGON COLLEGE OF EDUC	6	2													
OREG PORTLAND STATE COLLEGE	1	1													
OREG SOUTHERN OREGON COLLEGE	3	1													

TABLE 4.--BACHELOR'S, MASTER'S, AND DOCTOR'S DEGREES CONFERRED IN INSTITUTIONS OF HIGHER EDUCATION, BY SEX OF STUDENT, FIELD OF STUDY, STATE OR OTHER AREA, AND INSTITUTION: AGGREGATE UNITED STATES, 1968-69.--CONTINUED

FIELD OF STUDY, STATE OR OTHER AREA, AND INSTITUTION	BACHELOR'S DEGREES REQUIRING 4 OR 5 YEARS		MASTER'S DEGREES		DOCTOR'S DEGREES (PH.D., ED.D., ETC.)		BACHELOR'S DEGREES REQUIRING 4 OR 5 YEARS		MASTER'S DEGREES		DOCTOR'S DEGREES (PH.D., ED.D., ETC.)	
	Men	Women	Men	Women	Men	Women	Men	Women	Men	Women	Men	Women
	(CONTINUED)						(CONTINUED)					
ART EDUCATION	2	3	4	1	6	7	2	3	4	5	6	7
UTAH UNIV OF UTAH	2	4	-	-	-	-	5	20	-	-	-	-
UTAH WEBER STATE COLLEGE	2	4	-	-	-	-	-	15	1	8	-	-
VT CASTLETON STATE COLLEGE	-	3	-	-	-	-	-	26	11	11	3	-
VT JOHNSON STATE COLLEGE	1	1	-	-	-	-	6	17	9	10	-	-
VA MADISON COLLEGE	1	14	-	-	-	-	6	15	4	12	-	-
VA OLD DOMINION COLLEGE	1	10	-	-	-	-	-	44	-	-	-	-
VA RADFORD COLLEGE	2	24	-	-	-	-	2	10	-	-	-	-
VA VA COMMONWEALTH UNIV ALL CAMPUS	2	17	1	2	-	-	2	37	-	10	-	-
VA VA STATE COL MAIN CAMPUS	3	-	-	-	-	-	6	15	4	4	-	-
VA VA STATE COL NORFOLK DIV	3	3	-	-	-	-	-	9	-	-	-	-
WASH CENTRAL WASHINGTON ST COL	17	31	4	4	-	-	-	44	-	-	-	-
WASH EASTERN WASHINGTON ST COL	10	21	2	2	-	-	2	10	-	-	-	-
WASH PACIFIC LUTHERAN UNIV	1	3	2	2	-	-	-	37	-	-	-	-
WASH SEATTLE PACIFIC COLLEGE	-	2	-	-	-	-	-	8	-	-	-	-
WASH UNIV OF PUGET SOUND	1	3	-	-	-	-	1	12	-	1	-	-
WASH UNIVERSITY OF WASHINGTON	9	33	7	8	-	-	1	1	-	-	-	-
WASH WESTERN WASHINGTON ST COL	7	28	-	-	-	-	6	6	-	-	-	-
W VA CONCORD COLLEGE	2	3	-	-	-	-	-	5	-	-	-	-
W VA DAVIS & ELKINS COLLEGE	2	1	-	-	-	-	-	10	-	-	-	-
W VA FAIRMONT STATE COLLEGE	2	2	-	-	-	-	1	22	-	-	-	-
W VA GLENVILLE STATE COLLEGE	2	2	-	-	-	-	1	21	-	-	-	-
W VA MARSHALL UNIV ALL CAMPUSES	4	11	2	7	-	-	1	52	-	-	-	-
W VA SALEM COLLEGE ALL CAMPUS	2	1	-	-	-	-	17	52	-	-	-	-
W VA SHEPHERD COLLEGE	1	1	-	-	-	-	16	30	1	3	-	-
W VA WEST VIRGINIA STATE COL	2	2	-	-	-	-	5	9	1	5	-	-
W VA W VA UNIV ALL CAMPUSES	1	1	1	-	-	-	1	5	6	9	-	-
WIS CARDINAL STRITCH COLLEGE	1	7	-	-	-	-	2	4	2	4	5	-
WIS CARROLL COLLEGE	1	3	-	-	-	-	1	5	-	-	-	-
WIS DOMINICAN COLLEGE RACINE	-	3	-	-	-	-	6	11	-	-	-	-
WIS MT MARY COLLEGE	1	7	-	-	-	-	4	19	5	15	-	-
WIS NORTHLAND COLLEGE	1	1	-	-	-	-	-	2	-	-	-	-
WIS U OF WIS MADISON	7	26	2	2	-	-	3	1	-	-	-	-
WIS U OF WIS MILWAUKEE	5	5	-	-	-	-	3	1	-	-	-	-
WIS VITERRO COLLEGE	-	6	-	-	-	-	2	7	-	-	-	-
WIS STJOHNS UNIV MAIN CAMPUS	5	12	-	-	-	-	18	27	14	8	5	2
WIS ST JOHNS UNIV LA CROSSE	3	15	-	-	-	-	3	5	-	-	-	-
WIS ST JOHNS UNIV OSHKOSH	10	19	-	-	-	-	6	7	-	-	-	-
WIS ST JOHNS UNIV RIVER FALLS	5	6	-	-	-	-	2	4	-	-	-	-
WIS ST JOHNS UNIV STEVENS POINT	4	6	-	-	-	-	4	4	-	-	-	-
WIS ST JOHNS UNIV SUPERIOR	6	5	8	1	-	-	17	14	14	15	-	-
WIS ST JOHNS UNIV WAUKESHA	9	15	-	-	-	-	11	5	-	-	-	-
WYO UNIVERSITY OF WYOMING	3	8	-	-	-	-	6	4	4	10	-	-
P R U PUERTO RICO ALL CAMPUSES	5	7	-	-	-	-	6	4	-	-	-	-
BUSINESS EDUCATION, COMMERCIAL EDUCATION	2,021	5,826	597	927	32	9	1	11	-	-	-	-
ALA ALABAMA A & M COLLEGE	3	39	-	-	-	-	-	8	-	-	-	-
ALA ALABAMA STATE COLLEGE	-	7	-	-	-	-	-	5	-	-	-	-
ALA ATHENS COLLEGE	3	2	-	-	-	-	2	13	-	-	-	-
ALA AUBURN UNIV	3	21	-	-	-	-	3	5	-	-	-	-
ALA FLORENCE STATE COLLEGE	2	26	-	-	-	-	3	15	-	-	-	-
ALA HUNTINGDON COLLEGE	-	3	-	-	-	-	19	20	-	-	-	-
ALA JACKSONVILLE STATE UNIV	-	13	-	-	-	-	4	4	-	-	-	-
ALA LIVINGSTON UNIVERSITY	2	5	-	-	-	-	6	4	-	-	-	-
ALA SAMFORD UNIVERSITY	3	3	-	-	-	-	5	7	-	-	-	-
ALA STILLMAN COLLEGE	-	10	-	-	-	-	3	7	-	-	-	-

TABLE 4.--BACHELOR'S, MASTER'S, AND DOCTOR'S DEGREES CONFERRED IN INSTITUTIONS OF HIGHER EDUCATION, BY SEX OF STUDENT, FIELD OF STUDY, STATE OR OTHER AREA, AND INSTITUTION: AGRICULTURE UNITED STATES, 1968-69 --CONTINUED

FIELD OF STUDY, STATE OR OTHER AREA, AND INSTITUTION	BACHELOR'S DEGREES REQUIRING 4 OR 5 YEARS		MASTER'S DEGREES		DOCTOR'S DEGREES (PH.D., ED.D., ETC.)		FIELD OF STUDY, STATE OR OTHER AREA, AND INSTITUTION	BACHELOR'S DEGREES REQUIRING 4 OR 5 YEARS		MASTER'S DEGREES		DOCTOR'S DEGREES (PH.D., ED.D., ETC.)		
	(CONTINUED)							(CONTINUED)						
	MEN	WOMEN	MEN	WOMEN	MEN	WOMEN		MEN	WOMEN	MEN	WOMEN	MEN	WOMEN	MEN
BUSINESS EDUCATION, COMMERCIAL EDUCATION														
FLA UNIVERSITY OF FLORIDA	4	25	-	-	-	-	IOWA UNIVERSITY OF IOWA	2	27	8	5	1	-	
FLA UNIV OF SOUTH FLORIDA	1	23	-	-	-	-	IOWA UNIV OF NORTHERN IOWA	15	29	20	5	-	-	
FLA UNIV OF WEST FLORIDA	2	7	-	-	-	-	IOWA WARTEBURG COLLEGE	4	1	-	-	-	-	
FLA STETSON UNIVERSITY	1	-	-	-	-	-	IOWA WESTMAR COLLEGE	2	2	-	-	-	-	
FLA UNIVERSITY OF MIAMI	2	10	-	-	-	-	KANS BETHANY COLLEGE	1	1	-	-	-	-	
GA ALBANY STATE COLLEGE	2	17	-	-	-	-	KANS KANS ST COL OF PITTSBURG	5	28	9	7	-	-	
GA ARMSTRONG STATE COLLEGE	1	1	-	-	-	-	KANS KANS ST TCHRS COL EMPORIA	17	42	22	14	-	-	
GA HERRY COLLEGE	1	4	-	-	-	-	KANS KANSAS ST U AG & APP SCI	1	13	-	-	-	-	
GA CLARK COLLEGE	-	13	-	-	-	-	KANS ST MARY OF THE PLAINS COL	3	3	-	-	-	-	
GA FORT VALLEY STATE COLLEGE	1	9	-	-	-	-	KANS Tabor COLLEGE	-	1	-	-	-	-	
GA GEORGIA COLLEGE	1	16	-	-	-	-	KANS UNIVERSITY OF KANSAS	1	-	-	-	-	-	
GA GEORGIA SOUTHERN COLLEGE	1	13	-	-	-	-	KANS WICHITA STATE UNIVERSITY	3	4	-	-	-	-	
GA GEORGIA SOUTHWESTERN COL	2	9	-	-	-	-	KY BREA COLLEGE	1	4	-	-	-	-	
GA SAVANNAH STATE COLLEGE	1	14	1	10	-	-	KY CAMPBELLVILLE COLLEGE	8	7	-	-	-	-	
GA UNIVERSITY OF GEORGIA	1	33	2	11	-	-	KY ESTRN KENTUCKY UNIVERSITY	12	35	4	2	-	-	
GA VALDOSTA STATE COLLEGE	6	6	-	-	-	-	KY KENTUCKY STATE COLLEGE	-	5	-	-	-	-	
GA WEST GEORGIA COLLEGE	1	10	-	-	-	-	KY MOREHEAD STATE UNIVERSITY	4	17	2	1	-	-	
HAWAII CHURCH COLLEGE OF HAWAII	-	2	-	-	-	-	KY MURRAY STATE UNIVERSITY	13	28	-	-	-	-	
HAWAII UNIV HAWAII MAIN CAMPUS	2	13	-	-	-	-	KY NAZARETH COL OF KENTUCKY	-	1	-	-	-	-	
IDA BRILE STATE COLLEGE	2	4	-	-	-	-	KY PIKEVILLE COLLEGE	1	1	-	-	-	-	
IDA IDAHO STATE UNIVERSITY	2	7	-	-	-	-	KY UNION COLLEGE	7	1	-	-	-	-	
IDA NORTHWEST NAZARENE COL	-	2	-	-	-	-	KY UNIV KY MAIN CAMPUS	8	35	4	7	2	1	
IDA UNIVERSITY OF IDAHO	1	8	6	3	-	-	LA DILLARD UNIVERSITY	18	4	-	-	-	-	
ILL CHICAGO STATE COLLEGE	22	31	-	-	-	-	LA FRANCIS T NICHOLLS ST COL	1	6	-	-	-	-	
ILL DEPAUL UNIVERSITY	1	18	-	-	-	-	LA GRAMBLING COLLEGE	1	20	-	-	-	-	
ILL EASTERN ILLINOIS UNIV	15	59	2	8	-	-	LA LOUISIANA COLLEGE	1	1	-	-	-	-	
ILL GREENVILLE COLLEGE	1	2	-	-	-	-	LA LOUISIANA POLY INSTITUTE	-	11	-	-	-	-	
ILL ILLINOIS STATE UNIVERSITY	52	64	3	9	-	-	LA LA ST U BATON ROUGE	-	22	-	-	-	-	
ILL NORTHERN ILLINOIS UNIV	15	43	30	16	-	-	LA LA ST U NEW ORLEANS	-	6	-	-	-	-	
ILL OLIVET NAZARENE COLLEGE	1	9	-	-	-	-	LA LOYOLA UNIVERSITY	-	1	-	-	-	-	
ILL ROOSEVELT UNIVERSITY	-	2	-	-	-	-	LA MCNEESE STATE COLLEGE	6	14	-	-	-	-	
ILL SOUTHERN ILL U MAIN CAMPUS	25	42	7	10	-	-	LA NORTHWEST INDIANA ST COL	2	12	-	-	-	-	
ILL STHRN ILL U EDWARDSVILLE	9	18	-	-	-	-	LA NORTHWEST INDIANA ST COL	2	19	3	7	-	-	
ILL UNIV OF ILL URBANA CAMPUS	-	2	1	3	-	-	LA ST MARYS DOMINICAN COL	-	2	-	-	-	-	
ILL WESTERN ILLINOIS UNIV	12	23	-	-	-	-	LA STHESTRN LOUISIANA COL	2	21	1	4	-	-	
IND ANDERSON COLLEGE	4	2	-	-	-	-	LA SOUTHERN UNIV S A & M COL	5	49	1	7	-	-	
IND BALL STATE UNIVERSITY	29	61	-	-	-	-	LA UNIV STMSTRN LOUISIANA	1	16	-	-	-	-	
IND BUTLER UNIVERSITY	2	2	-	-	-	-	LA XAVIER UNIVERSITY OF LA	-	2	-	-	-	-	
IND HUNTINGTON COLLEGE	6	2	-	-	-	-	ME HUSSON COLLEGE	9	23	-	-	-	-	
IND INDIANA CENTRAL COLLEGE	5	2	-	-	-	-	ME ST JOSEPHS COLLEGE	-	3	-	-	-	-	
IND INDIANA STATE UNIVERSITY	2	10	14	28	-	-	ME THOMAS COLLEGE	17	13	-	-	-	-	
IND INDIANA UNIV ALL CAMPUSES	2	4	10	33	2	3	ME UNIV MAINE ALL CAMPUSES	8	8	5	6	-	-	
IND MANCHESTER COLLEGE	9	3	-	-	-	-	MD MORGAN STATE COLLEGE	1	15	-	-	-	-	
IND OAKLAND CITY COLLEGE	10	7	-	-	-	-	MD UNIV MD MAIN CAMPUS	-	11	-	-	-	-	
IND ST FRANCIS COLLEGE	11	10	-	-	-	-	MD UNIV DE MARYLAND ST COL	6	7	-	-	-	-	
IND UNIV OF EVANSVILLE	6	1	1	7	-	-	MASS AMERICAN INTERNATL COL	7	12	-	-	-	-	
IOWA BUENA VISTA COLLEGE	6	1	-	-	-	-	MASS ATLANTIC UNION COLLEGE	1	2	-	-	-	-	
IOWA DRAKE UNIVERSITY	10	9	-	-	-	-	MASS ROSTON UNIVERSITY	1	24	3	2	-	-	
IOWA IOWA WESTLARK COLLEGE	1	1	-	-	-	-	MASS STATE COL AT SALEM	42	71	-	-	-	-	
IOWA MERCY COLLEGE	-	1	-	-	-	-	MICH ADRIAN COLLEGE	2	-	-	-	-	-	
IOWA MOUNT MERCY COLLEGE	-	10	-	-	-	-								
IOWA NORTHWESTERN COLLEGE	7	4	-	-	-	-								

TABLE 4.--BACHELOR'S, MASTER'S, AND DOCTOR'S DEGREES CONFERRED IN INSTITUTIONS OF HIGHER EDUCATION, BY SEX OF STUDENT, FIELD OF STUDY, STATE OR OTHER AREA, AND INSTITUTION: AGGREGATE UNITED STATES, 1968-69 --CONTINUED

FIELD OF STUDY, STATE OR OTHER AREA, AND INSTITUTION	BACHELOR'S DEGREES REQUIRING 4 OR 5 YEARS		MASTER'S DEGREES		DOCTOR'S DEGREES (PH.D., ED.D., ETC.)		BUSINESS EDUCATION, COMMERCIAL EDUCATION	RACHELBERG'S DEGREES REQUIRING 4 OR 5 YEARS		MASTER'S DEGREES		DOCTOR'S DEGREES (PH.D., ED.D., ETC.)		
	(CONTINUED)							(CONTINUED)						
	1	2	3	4	5	6		7	1	2	3	4	5	6
N C N C COLLEGE AT DURHAM	1	44								10				
N C PEMBROKE STATE COL	3	12							2	7				
N C ST ANDREWS PRESBY COL		1												
N C ST AUGUSTINES COL		17							10	15				
N C SHAW UNIVERSITY		8												
N C UNIV OF N C AT GREENSBORO		20		2	15									
N C WESTERN CAROLINA UNIV		16		2										
N C WILMINGTON COLLEGE		1												
N C WINSTON-SALEM STATE COL	1	8							1	3				
N D DICKINSON STATE COLLEGE	13	9							1	5				
N D WAYVILLE STATE COLLEGE	18	8												
N D WINOT STATE COLLEGE	19	24							26	35				
N D UNIV N DAK MAIN CAMPUS	4	17		12	4	8				10	1	5		
N D UNIV N DAK ELLENDALE CTR	9	5								3				
N D VALLEY CITY STATE COLLEGE	12	14							77	37	10	4		
OHIO ASHLAND COLLEGE	3	9							55	42	23	13		
OHIO ROWLANDS GRN ST U ALL CAMP	11	40		10	9				11	21	2	8	1	1
OHIO CEDARVILLE COLLEGE		1							4	19	8	4		
OHIO CENTRAL STATE UNIVERSITY	5	12								6	5	36	1	
OHIO CLEVELAND STATE UNIV	9	8							7	11				
OHIO DEFIANCE COLLEGE	9	6							1					
OHIO FINDLAY COLLEGE	4	8							27	30				
OHIO KENT ST UNIV MAIN CAMPUS	11	21		5	12				4	6	3			
OHIO MIAMI UNIV ALL CAMPUSES	6	13												
OHIO NOTRE DAME COLLEGE		3												
OHIO OHIO NTHRN U ALL CAMPUSES		17												
OHIO OHIO ST UNIV ALL CAMPUSES	7	17												
OHIO OHIO UNIV ALL CAMPUSES	6	11		1										
OHIO UNIVERSITY OF AKRON	1	17												
OHIO U CINCINNATI MAIN CAMPUS	17	27		6					1	12				
OHIO UNIVERSITY OF TOLEDO		1							1	17				
OHIO WITTENBERG UNIVERSITY		1								9				
OHIO WRIGHT STATE UNIVERSITY	3	5								2	14			
OHIO YOUNGSTOWN ST UNIVERSITY	4	19							17	4				
OKLA BETHANY NAZARENE COLLEGE		1								1				
OKLA CENTRAL STATE COLLEGE	8	32		1	4					5	3			
OKLA EAST CENTRAL STATE COL	7	18							2	14				
OKLA LANGSTON UNIVERSITY	1	12								18				
OKLA NORTHWESTERN STATE COL	4	9			2				3	8		2		
OKLA OKLAHOMA BAPTIST UNIV	1	7								6				
OKLA OKLAHOMA CHRISTIAN COL	1	3								32				
OKLA OKLAHOMA CITY UNIVERSITY	2	1								4				
OKLA OKLA PARHANOLE STATE COL	1	6								1				
OKLA OKLA ST UNIV MAIN CAMPUS	3	30		8	9					9		14		
OKLA PHILLIPS UNIVERSITY	4	4							3	40				
OKLA SOUTHWESTERN STATE COL	7	15							1	15		6		
OKLA SOUTHWESTERN STATE COL	3	34		3	4				1	12				
OKLA UNIV OKLA ALL CAMPUSES	6	27			6				1	4				
OREG EASTERN OREGON COLLEGE		4								3				
OREG EASTERN OREGON STATE COLLEGE		3								4				
OREG OREGON STATE UNIVERSITY	23	16		8	19				4	36		7		
OREG PORTLAND STATE COLLEGE	1	1		3	10				1	9				
OREG SOUTHWESTERN OREGON COLLEGE		3		5	2				1	20				
TEX BISHOP COLLEGE		1								5				
TEX EAST TEXAS BAPTIST COL														



TABLE 4.--BACHELOR'S, MASTER'S, AND DOCTOR'S DEGREES CONFERRED IN INSTITUTIONS OF HIGHER EDUCATION, BY SEX OF STUDENT, FIELD OF STUDY, STATE OR OTHER AREA, AND INSTITUTION: AGGREGATE UNITED STATES, 1968-69 --CONTINUED

FIELD OF STUDY, STATE OR OTHER AREA, AND INSTITUTION	BACHELOR'S DEGREES REQUIRING 4 OR 5 YEARS			MASTER'S DEGREES			DOCTOR'S DEGREES (PH.D., ED.D., ETC.)					
	2	3	4	5	6	7	2	3	4	5	6	7
	MFN	WMFN	MFN	WMFN	MFN	WMFN	MFN	WMFN	MFN	WMFN	MFN	WMFN
BUSINESS EDUCATION, COMMERCIAL EDUCATION	(CONTINUED)											
1	2	3	4	5	6	7	2	3	4	5	6	7
TEX EAST TEXAS STATE UNIV	5	27	-	-	-	-	-	-	-	-	-	-
TEX HARDIN SIMMONS UNIVERSITY	-	6	-	-	-	-	-	-	-	-	-	-
TEX HOWARD PAYNE COLLEGE	1	1	-	-	-	-	-	-	-	-	-	-
TEX INCARNATE WORD COLLEGE	-	3	-	-	-	-	-	-	-	-	-	-
TEX JARVIS CHRISTIAN COLLEGE	1	5	-	-	-	-	-	-	-	-	-	-
TEX MARY HARDIN RAYLOR COL	2	4	-	-	-	-	-	-	-	-	-	-
TEX MCMURRY COLLEGE	1	2	-	-	-	-	-	-	-	-	-	-
TEX MIDWESTERN UNIVERSITY	-	6	-	-	-	-	-	-	-	-	-	-
TEX NORTH TEXAS STATE UNIV	4	50	1	9	-	-	-	-	-	-	-	-
TEX PAUL QUINN COLLEGE	2	8	-	-	-	-	-	-	-	-	-	-
TEX ST EDWARDS UNIVERSITY	2	-	-	-	-	-	-	-	-	-	-	-
TEX ST MARYS UNIVERSITY	2	-	-	-	-	-	-	-	-	-	-	-
TEX SOUTHERN METHODIST UNIV	1	2	-	-	-	-	-	-	-	-	-	-
TEX SOUTHWEST TEXAS STATE COL	10	24	-	-	-	-	-	-	-	-	-	-
TEX SUL ROSS STATE COLLEGE	2	6	-	-	-	-	-	-	-	-	-	-
TEX TEXAS A & T UNIVERSITY	2	6	-	-	-	-	-	-	-	-	-	-
TEX PRairie VIEW A & M COL	1	46	2	4	-	-	-	-	-	-	-	-
TEX TARLETON STATE COLLEGE	1	4	-	-	-	-	-	-	-	-	-	-
TEX TEXAS CHRISTIAN UNIV	-	3	-	-	-	-	-	-	-	-	-	-
TEX TEXAS COLLEGE	2	6	-	-	-	-	-	-	-	-	-	-
TEX TEX LUTHERAN COLLEGE	1	1	-	-	-	-	-	-	-	-	-	-
TEX TEXAS SOUTHERN UNIV	4	4	-	-	-	-	-	-	-	-	-	-
TEX TEXAS TECHNOLOGICAL COL	4	36	4	6	-	-	-	-	-	-	-	-
TEX TEXAS WESLEYAN COLLEGE	-	7	-	-	-	-	-	-	-	-	-	-
TEX TEXAS WOMEN'S UNIVERSITY	-	8	-	-	-	-	-	-	-	-	-	-
TEX TRINITY UNIVERSITY	1	-	-	-	-	-	-	-	-	-	-	-
TEX UNIVERSITY OF HOUSTON	11	10	-	-	-	-	-	-	-	-	-	-
TEX UNIVERSITY OF TEXAS AT AUSTIN	-	10	-	-	-	-	-	-	-	-	-	-
TEX WEST TEXAS STATE UNIV	2	22	1	5	-	-	-	-	-	-	-	-
UTAH BRIGHAM YOUNG UNIVERSITY	5	32	1	2	-	-	-	-	-	-	-	-
UTAH COLLEGE OF SOUTHERN UTAH	6	4	-	-	-	-	-	-	-	-	-	-
UTAH UNIV OF UTAH	6	12	-	-	-	-	-	-	-	-	-	-
UTAH UNIV OF UTAH	3	23	5	6	-	-	-	-	-	-	-	-
UTAH UNIV ST UNIV MAIN CAMPUS	-	7	-	-	-	-	-	-	-	-	-	-
UTAH WEBER STATE COLLEGE	15	5	-	-	-	-	-	-	-	-	-	-
VT CASTLETON STATE COLLEGE	1	2	-	-	-	-	-	-	-	-	-	-
VA EASTERN WENOMITE COLLEGE	2	7	-	-	-	-	-	-	-	-	-	-
VA HAMPTON INSTITUTE	-	13	-	-	-	-	-	-	-	-	-	-
VA LONGWOOD COLLEGE	-	20	-	-	-	-	-	-	-	-	-	-
VA MADISON COLLEGE	-	25	4	10	-	-	-	-	-	-	-	-
VA OLD DOMINION COLLEGE	-	8	-	-	-	-	-	-	-	-	-	-
VA RADFORD COLLEGE	-	29	-	-	-	-	-	-	-	-	-	-
VA ST PAULS COLLEGE	2	7	-	-	-	-	-	-	-	-	-	-
VA VA COMMONWEALTH UNIV ALL CAM	1	21	-	-	-	-	-	-	-	-	-	-
VA VIRGINIA POLY INSTITUTE	6	2	3	7	-	-	-	-	-	-	-	-
VA VA STATE COL MAIN CAMPUS	4	10	-	-	-	-	-	-	-	-	-	-
VA VA STATE COL NORFOLK DIV	3	26	-	-	-	-	-	-	-	-	-	-
VA VIRGINIA UNION UNIVERSITY	-	9	-	-	-	-	-	-	-	-	-	-
WASH CENTRAL WASHINGTON ST COL	10	18	3	3	-	-	-	-	-	-	-	-
WASH EASTERN WASHINGTON ST COL	7	8	2	3	-	-	-	-	-	-	-	-
WASH PACIFIC LUTHERAN UNIV	-	3	-	-	-	-	-	-	-	-	-	-
WASH UNIVERSITY OF WASHINGTON	3	22	-	-	-	-	-	-	-	-	-	-
WASH WESTERN WASHINGTON ST COL	15	12	1	2	-	-	-	-	-	-	-	-
WASH WHITWORTH COLLEGE	2	5	-	-	-	-	-	-	-	-	-	-
BUSINESS EDUCATION, COMMERCIAL EDUCATION	(CONTINUED)											
1	2	3	4	5	6	7	2	3	4	5	6	7
W VA BLUEFIELD STATE COLLEGE	-	3	-	-	-	-	-	-	-	-	-	-
W VA CONCORD COLLEGE	-	10	-	-	-	-	-	-	-	-	-	-
W VA FAIRMONT STATE COLLEGE	1	3	-	-	-	-	-	-	-	-	-	-
W VA GLENVILLE STATE COLLEGE	5	6	-	-	-	-	-	-	-	-	-	-
W VA MARSHALL UNIV ALL CAMPUSES	7	24	5	3	-	-	-	-	-	-	-	-
W VA SHEPHERD COLLEGE	-	1	-	-	-	-	-	-	-	-	-	-
W VA W VIRGINIA INST OF TECH	1	7	-	-	-	-	-	-	-	-	-	-
W VA WEST VIRGINIA STATE COL	2	9	-	-	-	-	-	-	-	-	-	-
W VA W VA UNIV ALL CAMPUSES	-	7	-	-	-	-	-	-	-	-	-	-
WIS ALVERNO COLLEGE	-	10	-	-	-	-	-	-	-	-	-	-
WIS EDGEWOOD COLLEGE	-	3	-	-	-	-	-	-	-	-	-	-
WIS MARQUETTE U ALL CAMPUSES	-	1	-	-	-	-	-	-	-	-	-	-
WIS MT MARY COLLEGE	-	2	-	-	-	-	-	-	-	-	-	-
WIS U OF WIS MADISON	-	4	-	-	-	-	-	-	-	-	-	-
WIS U OF WIS MILWAUKEE	-	1	-	-	-	-	-	-	-	-	-	-
WIS WIS STATE UNIV FAU CLAIRE	3	15	4	3	-	-	-	-	-	-	-	-
WIS WIS STATE UNIV STEVENS PNT	-	8	-	-	-	-	-	-	-	-	-	-
WIS WIS STATE UNIV SUPERIOR	-	9	-	-	-	-	-	-	-	-	-	-
WIS WIS STATE UNIV WHITE MTR	7	46	4	4	-	-	-	-	-	-	-	-
WYO UNIVERSITY OF WYOMING	8	7	2	-	-	-	-	-	-	-	-	-
GUAM COLLEGE OF GUAM	-	4	-	-	-	-	-	-	-	-	-	-
P R INTER AMER U PR ALL CAM	-	6	-	-	-	-	-	-	-	-	-	-
P R U PUERTO RICO ALL CAMPUSES	11	85	-	-	-	-	-	-	-	-	-	-
DETRITATIVE EDUCATION, RETAIL SELLING	732	55	88	37	2	2	-	-	-	-	-	-
ALA AUBURN UNIV	1	-	-	-	-	-	-	-	-	-	-	-
ALA UNIV ALABAMA MAIN CAMPUS	6	1	-	-	-	-	-	-	-	-	-	-
ARIZ ARIZONA STATE UNIVERSITY	2	2	-	-	-	-	-	-	-	-	-	-
ARIZ UNIVERSITY OF ARIZONA	1	1	-	-	-	-	-	-	-	-	-	-
ARK UNIV ARK MAIN CAMPUS	2	-	-	-	-	-	-	-	-	-	-	-
COLO COLORADO STATE COLLEGE	22	2	-	-	-	-	-	-	-	-	-	-
COLO COLORADO STATE UNIV	4	2	-	-	-	-	-	-	-	-	-	-
CONN CENTRAL CONN STATE COL	7	1	-	-	-	-	-	-	-	-	-	-
FLA FLORIDA ATLANTIC UNIV	3	1	-	-	-	-	-	-	-	-	-	-
FLA UNIV OF SOUTH FLORIDA	6	2	6	4	-	-	-	-	-	-	-	-
GA UNIVERSITY OF GEORGIA	1	4	2	-	-	-	-	-	-	-	-	-
IND INDIANA STATE UNIVERSITY	3	-	-	-	-	-	-	-	-	-	-	-
IND INDIANA UNIV ALL CAMPUSES	1	-	-	-	-	-	-	-	-	-	-	-
IOWA UNIV OF NORTHERN IOWA	10	1	-	-	-	-	-	-	-	-	-	-
KANS KANS ST TCHRS COL EMPORIA	1	-	-	-	-	-	-	-	-	-	-	-
LA FRANCIS T NICHOLLS ST COL	2	-	-	-	-	-	-	-	-	-	-	-
LA LA ST U BATON ROUGE	3	1	-	-	-	-	-	-	-	-	-	-
LA LAFAYETTE ST COL LOUISIANA	2	2	1	1	-	-	-	-	-	-	-	-
MICH MICH ST UNIV ALL CAMPUSES	2	13	2	2	-	-	-	-	-	-	-	-
MICH WAYNE STATE UNIVERSITY	5	1	12	2	-	-	-	-	-	-	-	-
MICH WESTERN MICHIGAN UNIV	8	-	5	1	-	-	-	-	-	-	-	-
MINN MOOREHEAD STATE COLLEGE	2	3	3	3	-	-	-	-	-	-	-	-
MINN U OF MINN MAPLES ST PAUL	4	3	1	1	-	-	-	-	-	-	-	-
MISS MISSISSIPPI STATE UNIV	1	1	-	-	-	-	-	-	-	-	-	-
MO CENTRAL MO ST COL ALL CAM	5	-	2	2	-	-	-	-	-	-	-	-
MONT MONTANA STATE UNIVERSITY	5	6	-	-	-	-	-	-	-	-	-	-
NEBR UNIV NEBRASKA MAIN CAMPUS	4	4	-	-	-	-	-	-	-	-	-	-
N J MONTCLAIR STATE COLLEGE	12	-	-	-	-	-	-	-	-	-	-	-

TABLE 4.--BACHELOR'S, MASTER'S, AND DOCTOR'S DEGREES CONFERRED IN INSTITUTIONS OF HIGHER EDUCATION, BY SEX OF STUDENT, FIELD OF STUDY, STATE OR OTHER AREA, AND INSTITUTION: AGGREGATE UNITED STATES, 1968-69.--CONTINUED

FIELD OF STUDY, STATE OR OTHER AREA, AND INSTITUTION	BACHELOR'S DEGREES REQUIRING 4 OR 5 YEARS		MASTER'S DEGREES		DOCTOR'S DEGREES (PH.D., ED.D., ETC.)		BACHELOR'S DEGREES REQUIRING 4 OR 5 YEARS		MASTER'S DEGREES		DOCTOR'S DEGREES (PH.D., ED.D., ETC.)			
	1	2	3	4	5	6	7	1	2	3	4	5	6	7
	MEN	WOMEN	MEN	WOMEN	MEN	WOMEN	MEN	MEN	WOMEN	MEN	WOMEN	MEN	WOMEN	MEN
HOME ECONOMICS EDUCATION (CONTINUED)														
LA NTHSTRN ST COL LOUISIANA	-	-	23	-	4	-	-	-	-	-	-	-	-	-
LA ST MARYS DOMINICAN COL	-	-	2	-	-	-	-	-	-	-	-	-	-	-
LA STHSTRN LOUISIANA COL	-	-	16	-	-	-	-	-	-	-	-	-	-	-
LA SOUTHERN UNIV & A & M COL	-	-	19	-	6	-	-	-	-	-	-	-	-	-
LA UNIV STHSTRN LOUISIANA	-	-	22	-	2	-	-	-	-	-	-	-	-	-
ME UNIV MAINE ALL CAMPUSES	-	-	24	-	5	-	-	-	-	-	-	-	-	-
MD UNIV MD MAIN CAMPUS	-	-	37	-	7	1	-	-	-	-	-	-	-	-
MD UNIV OF MARYLAND ST COL	-	-	6	-	4	-	-	-	-	-	-	-	-	-
MASS STATE COL AT FRAMINGHAM	-	-	59	-	4	-	-	-	-	-	-	-	-	-
MASS SIMMONS COLLEGE	-	-	5	-	8	-	-	-	-	-	-	-	-	-
MICH ADRIAN COLLEGE	-	-	10	-	-	-	-	-	-	-	-	-	-	-
MICH ANDREWS UNIVERSITY	-	-	12	-	-	-	-	-	-	-	-	-	-	-
MICH CENTRAL MICHIGAN UNIV	-	-	33	-	4	-	-	-	-	-	-	-	-	-
MICH EASTERN MICHIGAN UNIV	-	-	18	-	4	-	-	-	-	-	-	-	-	-
MICH MARYGROVE COLLEGE	-	-	3	-	15	-	-	-	-	-	-	-	-	-
MICH MICH ST UNIV ALL CAMPUSES	-	-	73	-	19	2	-	-	-	-	-	-	-	-
MICH NAZARETH COLLEGE	-	-	7	-	-	-	-	-	-	-	-	-	-	-
MICH NORTHERN MICHIGAN UNIV	-	-	19	-	3	-	-	-	-	-	-	-	-	-
MICH WAYNE STATE UNIVERSITY	1	1	28	-	5	-	-	-	-	-	-	-	-	-
MICH WESTERN MICHIGAN UNIV	-	-	62	-	3	-	-	-	-	-	-	-	-	-
MINN COLLEGE OF ST BENEDICT	-	-	4	-	-	-	-	-	-	-	-	-	-	-
MINN COLLEGE OF ST TERESA	-	-	4	-	-	-	-	-	-	-	-	-	-	-
MINN CONCORDIA COL MORRHEAD	-	-	9	-	-	-	-	-	-	-	-	-	-	-
MINN MANKATO STATE COLLEGE	-	-	37	-	5	-	-	-	-	-	-	-	-	-
MINN ST OLAF COLLEGE	-	-	11	-	-	-	-	-	-	-	-	-	-	-
MINN U OF MINN MNPLS ST PAUL	-	-	42	-	8	-	-	-	-	-	-	-	-	-
MISS ALCORN A & M COLLEGE	-	-	30	-	-	-	-	-	-	-	-	-	-	-
MISS MISSISSIPPI COLLEGE	-	-	6	-	-	-	-	-	-	-	-	-	-	-
MISS MISS STATE COL FOR WOMEN	-	-	34	-	6	-	-	-	-	-	-	-	-	-
MISS UNIV OF STHRN MISSISSIPPI	1	1	21	-	8	-	-	-	-	-	-	-	-	-
MISS WILLIAM CAREY COLLEGE	-	-	6	-	-	-	-	-	-	-	-	-	-	-
MO CENTRAL MO ST COL ALL CAM	-	-	25	-	4	-	-	-	-	-	-	-	-	-
MO LINCOLN UNIVERSITY	-	-	11	-	-	-	-	-	-	-	-	-	-	-
MO NORTHEAST MISSOURI ST COL	-	-	36	-	-	-	-	-	-	-	-	-	-	-
MO NORTHWEST MISSOURI ST COL	-	-	47	-	-	-	-	-	-	-	-	-	-	-
MO ST LOUIS U ALL CAMPUSES	-	-	-	-	10	-	-	-	-	-	-	-	-	-
MO SOUTHEAST MISSOURI ST COL	-	-	25	-	-	-	-	-	-	-	-	-	-	-
MO SOUTHWEST MISSOURI ST COL	-	-	33	-	-	-	-	-	-	-	-	-	-	-
MO UNIV MISSOURI AT COLUMBIA	1	29	29	-	5	-	-	-	-	-	-	-	-	-
MO WILLIAM WOODS COLLEGE	-	-	1	-	-	-	-	-	-	-	-	-	-	-
MONT MONTANA STATE UNIVERSITY	-	-	31	-	-	-	-	-	-	-	-	-	-	-
MONT UNIVERSITY OF MONTANA	-	-	1	-	-	-	-	-	-	-	-	-	-	-
NEBR CHADRON STATE COLLEGE	-	-	6	-	-	-	-	-	-	-	-	-	-	-
NEBR COLLEGE OF ST MARY	-	-	1	-	-	-	-	-	-	-	-	-	-	-
NEBR KEARNEY STATE COLLEGE	-	-	40	-	-	-	-	-	-	-	-	-	-	-
NEBR PERU STATE COLLEGE	-	-	9	-	-	-	-	-	-	-	-	-	-	-
NEBR UNIV NEBRASKA MAIN CAMPUS	-	-	88	-	1	-	-	-	-	-	-	-	-	-
NEBR WAYNE STATE COLLEGE	-	-	12	-	-	-	-	-	-	-	-	-	-	-
NEV UNIVERSITY OF NEVADA	-	-	5	-	-	-	-	-	-	-	-	-	-	-
N H MOUNT ST MARY COLLEGE	-	-	7	-	-	-	-	-	-	-	-	-	-	-
N J COLLEGE OF ST ELIZABETH	-	-	68	-	-	-	-	-	-	-	-	-	-	-
N J MONTCLAIR STATE COLLEGE	-	-	68	-	2	-	-	-	-	-	-	-	-	-
N J RUTGERS THE ST U ALL CAM	-	-	-	-	-	-	-	-	-	-	-	-	-	-

TABLE 4. BACHELORS, MASTERS, AND DOCTORAL DEGREES GRANTED IN INSTITUTIONS OF HIGHER EDUCATION, BY SEX OF STUDENT, FIELD OF STUDY, STATE OR OTHER AREA, AND INSTITUTION: AGGREGATE UNITED STATES, 1968-69 --CONTINUED

FIELD OF STUDY, STATE OR OTHER AREA, AND INSTITUTION	BACHELOR'S DEGREES REQUIRING 4 OR 5 YEARS		MASTER'S DEGREES		DOCTOR'S DEGREES (PH.D., ED.D., ETC.)		BACHELOR'S DEGREES REQUIRING 4 OR 5 YEARS		MASTER'S DEGREES		DOCTOR'S DEGREES (PH.D., ED.D., ETC.)	
	2	3	4	5	6	7	2	3	4	5	6	7
	MEN	WOMEN	MEN	WOMEN	MEN	WOMEN	MEN	WOMEN	MEN	WOMEN	MEN	WOMEN
(CONTINUED)												
HOME ECONOMICS EDUCATION												
PA DREXEL INST OF TECHNOLOGY	-	30	-	-	-	-	-	-	-	-	-	-
PA IMMACULATA COLLEGE	-	11	-	-	-	-	-	-	-	-	-	-
PA INDIANA U OF PA ALL CAM	-	102	-	2	-	-	-	-	-	-	-	-
PA MARYWOOD COLLEGE	-	23	-	-	-	-	-	-	-	-	-	-
PA CHEYNEY STATE COLLEGE	-	15	-	-	-	-	-	-	-	-	-	-
PA MANSFIELD STATE COLLEGE	-	93	-	-	-	-	-	-	-	-	-	-
PA PENN ST UNIV ALL CAMPUSES	-	53	-	-	-	-	-	-	-	-	-	-
PA SETON HILL COLLEGE	-	10	-	6	-	-	-	-	-	-	-	-
R I UNIV R I ALL CAMPUSES	-	23	-	-	-	-	-	-	-	-	-	-
S C ERSKINE COLLEGE	-	9	-	-	-	-	-	-	-	-	-	-
S C SOUTH CAROLINA ST COLLEGE	-	18	-	-	-	-	-	-	-	-	-	-
S D MOUNT MARY COLLEGE	-	3	-	-	-	-	-	-	-	-	-	-
S D SOUTH DAKOTA STATE UNIV	-	46	-	-	-	-	-	-	-	-	-	-
S D UNIVERSITY SOUTH DAKOTA	-	4	-	4	-	-	-	-	-	-	-	-
TENN AUSTIN PEAY STATE UNIV	-	2	-	-	-	-	-	-	-	-	-	-
TENN E TENN ST U ALL CAMPUSES	-	9	-	-	-	-	-	-	-	-	-	-
TENN GEORGE PEABODY COL TCHRS	-	23	-	-	-	-	-	-	-	-	-	-
TENN LAMBETH COLLEGE	-	25	-	-	-	-	-	-	-	-	-	-
TENN MEMPHIS STATE UNIVERSITY	-	34	-	-	-	-	-	-	-	-	-	-
TENN MIDDLE TENNESSEE ST UNIV	-	4	-	-	-	-	-	-	-	-	-	-
TENN SOUTHERN MISSIONARY COL	-	8	-	1	-	-	-	-	-	-	-	-
TENN TENN AG & INDUS ST UNIV	-	18	-	-	-	-	-	-	-	-	-	-
TENN TENN TECHNOLOGICAL UNIV	-	90	-	-	-	-	-	-	-	-	-	-
TENN UNIV OF TENN ALL CAMPUSES	-	15	-	-	-	-	-	-	-	-	-	-
TEX ABILENE CHRISTIAN COLLEGE	-	34	-	-	-	-	-	-	-	-	-	-
TEX EAST TEXAS STATE UNIV	-	5	-	-	-	-	-	-	-	-	-	-
TEX INCASWATE WORD COLLEGE	-	28	-	-	-	-	-	-	-	-	-	-
TEX LAMAR STATE COL TECH	-	9	-	-	-	-	-	-	-	-	-	-
TEX MARY HARRIN BAYLOR COL	-	43	-	-	-	-	-	-	-	-	-	-
TEX NORTH TEXAS STATE UNIV	-	59	-	1	-	-	-	-	-	-	-	-
TEX SOUTHWEST TEXAS STATE COL	-	55	-	-	-	-	-	-	-	-	-	-
TEX STEPHEN F AUSTIN ST COL	-	46	-	-	-	-	-	-	-	-	-	-
TEX TEXAS A & M UNIVERSITY	-	14	-	3	-	-	-	-	-	-	-	-
TEX PRAIRIE VIEW A & M COL	-	7	-	-	-	-	-	-	-	-	-	-
TEX TEXAS COLLEGE	-	4	-	-	-	-	-	-	-	-	-	-
TEX TEXAS SOUTHERN UNIV	-	101	-	-	-	-	-	-	-	-	-	-
TEX TEXAS TECHNOLOGICAL COL	-	31	-	8	-	-	-	-	-	-	-	-
TEX TEXAS WOMANS UNIVERSITY	-	27	-	-	-	-	-	-	-	-	-	-
TEX UNIVERSITY OF HOUSTON	-	33	-	-	-	-	-	-	-	-	-	-
TEX UNIV TEXAS AT AUSTIN	-	96	-	1	-	-	-	-	-	-	-	-
UTAH BRIGHAM YOUNG UNIVERSITY	-	26	-	-	-	-	-	-	-	-	-	-
UTAH UNIV OF UTAH	-	28	-	1	-	-	-	-	-	-	-	-
UTAH UNIV ST UNIV MAIN CAMPUS	-	13	-	-	-	-	-	-	-	-	-	-
VT UNIV OF VT & ST AGRIC COL	-	6	-	-	-	-	-	-	-	-	-	-
VA BRIDGEWATER COLLEGE	-	6	-	-	-	-	-	-	-	-	-	-
VA EASTERN Mennonite COLLEGE	-	29	-	-	-	-	-	-	-	-	-	-
VA HANSON COLLEGE	-	39	-	1	-	-	-	-	-	-	-	-
VA RADFORD COLLEGE	-	11	-	-	-	-	-	-	-	-	-	-
VA STATE COL MARY CAMPUS	-	81	-	3	-	-	-	-	-	-	-	-
WASH CENTRAL WASHINGTON ST COL	-	22	-	-	-	-	-	-	-	-	-	-
WASH EASTERN WASHINGTON ST COL	-	37	-	-	-	-	-	-	-	-	-	-
WASH UNIVERSITY OF WASHINGTON	-	14	-	-	-	-	-	-	-	-	-	-
WASH WESTERN WASHINGTON ST COL	-	19	-	-	-	-	-	-	-	-	-	-
W VA CONCORD COLLEGE	-	1	-	-	-	-	-	-	-	-	-	-
(CONTINUED)												
INDUSTRIAL ARTS EDUCATION												
ALA ALABAMA A & M COLLEGE	-	6	-	-	-	-	-	-	-	-	-	-
ALA AURUM UNIV	-	5	-	-	-	-	-	-	-	-	-	-
ALA UNIV ALABAMA MAIN CAMPUS	-	26	-	-	-	-	-	-	-	-	-	-
ARIZ ARIZONA STATE UNIVERSITY	-	29	-	-	-	-	-	-	-	-	-	-
ARIZ NORTHERN ARIZONA UNIV	-	22	-	-	-	-	-	-	-	-	-	-
ARK ARKANSAS A & M COL	-	17	-	-	-	-	-	-	-	-	-	-
CAL CALIF STATE COL LONG BCH	-	85	-	-	-	-	-	-	-	-	-	-
CAL CALIF STATE COL LOS ANGLS	-	55	-	-	-	-	-	-	-	-	-	-
CAL CAL STATE POLY SN LUIS OB	-	21	-	1	-	-	-	-	-	-	-	-
CAL CHICO STATE COLLEGE	-	53	-	24	-	-	-	-	-	-	-	-
CAL SAN DIEGO ST COL MAIN CAM	-	67	-	1	-	-	-	-	-	-	-	-
CAL SAN FRANCISCO STATE COL	-	82	-	1	-	-	-	-	-	-	-	-
CAL SAN JOSE STATE COLLEGE	-	40	-	-	-	-	-	-	-	-	-	-
CAL LOMA LINDA U ALL CAMPUSES	-	9	-	-	-	-	-	-	-	-	-	-
CAL PACIFIC UNION COLLEGE	-	3	-	-	-	-	-	-	-	-	-	-
COLOR ADAMS STATE COLLEGE	-	13	-	-	-	-	-	-	-	-	-	-
COLOR COLORADO STATE COLLEGE	-	50	-	-	-	-	-	-	-	-	-	-
COLOR COLORADO STATE UNIVERSITY	-	23	-	-	-	-	-	-	-	-	-	-
COLOR WSTN STATE COL COLORADO	-	13	-	-	-	-	-	-	-	-	-	-
CONN CENTRAL CONN STATE COL	-	93	-	-	-	-	-	-	-	-	-	-
FLA FLORIDA SOUTHERN COLLEGE	-	3	-	1	-	-	-	-	-	-	-	-
FLA FLORIDA A & M UNIVERSITY	-	3	-	-	-	-	-	-	-	-	-	-
FLA FLORIDA STATE UNIVERSITY	-	20	-	-	-	-	-	-	-	-	-	-
FLA UNIV OF WEST FLORIDA	-	6	-	-	-	-	-	-	-	-	-	-
FLA UNIVERSITY OF TAMPA	-	10	-	-	-	-	-	-	-	-	-	-
GA GEORGIA SOUTHERN COLLEGE	-	25	-	-	-	-	-	-	-	-	-	-
GA SAVANNAH STATE COLLEGE	-	3	-	-	-	-	-	-	-	-	-	-
GA UNIVERSITY OF GEORGIA	-	11	-	1	-	-	-	-	-	-	-	-
HAWA UNIV HAWAII MAIN CAMPUS	-	5	-	-	-	-	-	-	-	-	-	-
IDA UNIVERSITY OF IDAHO	-	7	-	-	-	-	-	-	-	-	-	-
ILL BRADLEY UNIVERSITY	-	6	-	-	-	-	-	-	-	-	-	-
ILL CHICAGO STATE COLLEGE	-	25	-	17	-	-	-	-	-	-	-	-
ILL EASTERN ILLINOIS UNIV	-	29	-	29	-	-	-	-	-	-	-	-
ILL ILLINOIS STATE UNIVERSITY	-	56	-	11	-	-	-	-	-	-	-	-
ILL NORTHERN ILLINOIS UNIV	-	30	-	-	-	-	-	-	-	-	-	-
ILL WESTERN ILLINOIS UNIV	-	27	-	-	-	-	-	-	-	-	-	-
IND BALL STATE UNIVERSITY	-	57	-	-	-	-	-	-	-	-	-	-
IND INDIANA STATE UNIVERSITY	-	30	-	59	-	-	-	-	-	-	-	-
IOWA UNIV OF NORTHERN IOWA	-	28	-	9	-	-	-	-	-	-	-	-



TABLE 4. --BACHELOR'S, MASTER'S, AND DOCTOR'S DEGREES CONFERRED IN INSTITUTIONS OF HIGHER EDUCATION, BY SEX OF STUDENT, FIELD OF STUDY, STATE OR OTHER AREA, AND INSTITUTION: AGGREGATE UNITED STATES, 1968-69 --CONTINUED

FIELD OF STUDY, STATE OR OTHER AREA, AND INSTITUTION	BACHELOR'S DEGREES REQUIRING 4 OR 5 YEARS		MASTER'S DEGREES		DOCTOR'S DEGREES (PH.D., ED.D., ETC.)		BACHELOR'S DEGREES REQUIRING 4 OR 5 YEARS		MASTER'S DEGREES		DOCTOR'S DEGREES (PH.D., ED.D., ETC.)			
	1	2	3	4	5	6	7	1	2	3	4	5	6	7
	Men	Women	Men	Women	Men	Women	Men	Women	Men	Women	Men	Women	Men	Women
INDUSTRIAL ARTS EDUCATION, NONVOCATIONAL														
TENN MIDDLE TENNESSEE ST UNIV														
TENN SOUTHERN MISSIONARY COL														
TENN TENN AG & INDUS ST UNIV														
TENN TENN TECHNOLOGICAL UNIV														
TENN UNIV OF TENN ALL CAMPUSES														
TEX EAST TEXAS STATE UNIV														
TEX NORTH TEXAS STATE UNIV														
TEX SAN HOUSTON STATE COL														
TEX SOUTHWESTERN UNIV COL														
TEX SOUTHWEST TEXAS STATE COL														
TEX SUL ROSS STATE COLLEGE														
TEX TEXAS A & T UNIVERSITY														
TEX TEXAS A & M COL														
TEX TEXAS SOUTHERN UNIV														
TEX UNIVERSITY OF HOUSTON														
TEX WEST TEXAS STATE UNIV														
UTAH BRIGHAM YOUNG UNIVERSITY														
UTAH COLLEGE OF SOUTHERN UTAH														
UTAH UNIV ST UNIV MAIN CAMPUS														
VA HAMPTON INSTITUTE														
VA OLD DOMINION COLLEGE														
VA VIRGINIA POLY INSTITUTE														
VA VA STATE COL MAIN CAMPUS														
VA VA STATE COL NORFOLK DIV														
WASH CENTRAL WASHINGTON ST COL														
WASH EASTERN WASHINGTON ST COL														
WASH UNIVERSITY OF WASHINGTON														
WASH WASHINGTON STATE UNIV														
WASH WESTERN WASHINGTON ST COL														
W VA FAIRMONT STATE COLLEGE														
W VA SALEM COLLEGE ALL CAMPUS														
W VA W VIRGINIA INST OF TECH														
W VA WEST VIRGINIA STATE COL														
W VA W VA UNIV ALL CAMPUSES														
WIS STOUT ST UNIV MAIN CAMPUS														
WIS WIS ST U PLATV MAIN CAM														
WYO UNIVERSITY OF WYOMING														
P R U PUERTO RICO ALL CAMPUSES														
MUSIC EDUCATION	3,052	4,048		953	729	81	11							
ALA ALABAMA COLLEGE	5	7												
ALA ALABAMA STATE COLLEGE	11	1												
ALA AUBURN UNIV	3	6		2										
ALA BIRMINGHAM SOUTHERN COL	1	6												
ALA FLORENCE STATE COLLEGE	5	5												
ALA HUNTINGDON COLLEGE		4												
ALA JACKSONVILLE STATE UNIV	9	10												
ALA JUDDSON COLLEGE		3												
ALA LIVINGSTON UNIVERSITY	9	2												
ALA SAMFORD UNIVERSITY		5												
ALA TROY ST COL ALL CAMPUSES	9	4												
ALA UNIV ALABAMA MAIN CAMPUS	13	7		5	8									
ARIZ ARIZONA STATE UNIVERSITY	2	11		6										
ARIZ NORTHERN ARIZONA UNIV	6	3		1										
ARIZ UNIVERSITY OF ARIZONA	21	10		1										
ARK ARKANSAS A & M COLLEGE		7												
ARK ARKANSAS A & M N COL	16													
ARK ARKANSAS POLYTECHNIC COL	8	3												
ARK ARK ST UNIV ALL CAMPUSES	13	9		5										
ARK COLLEGE OF THE OZARKS	2	5												
ARK HARDING COL MAIN CAMPUS	6	4												
ARK HENDERSON STATE COLLEGE	1	5												
ARK HENDRIX COLLEGE	1	5												
ARK JOHN BROWN UNIVERSITY	1	3												
ARK OUACHITA BAPTIST UNIV	5	8		2										
ARK PHILANDER SMITH COLLEGE		2												
ARK STATE COLLEGE OF ARK	6	9												
ARK UNIV ARK MAIN CAMPUS	2	2												
CAL CALIF STATE COL FULLERTON	1	1												
CAL CALIF STATE COL LOS ANGLS		3												
CAL CHICO STATE COLLEGE	10	7		2										
CAL CLAREMONT UNIV CENTER		2												
CAL COL OF THE HOLY NAMES		1												
CAL COMA LINDA U ALL CAMPUSES		1												
CAL PACIFIC UNION COLLEGE	2	2												
CAL PASADENA COLLEGE	1	1												
CAL PEPPERDINE COLLEGE	2	2												
CAL UNIVERSITY OF THE PACIFIC	4	6		2										
CAL UNIV OF STARN CALIFORNIA	4	6		2										
CAL WESTMONT COLLEGE		2												
COLO ADAMS STATE COLLEGE	8	5		4										
COLO COLORADO STATE COLLEGE	16	15		20										
COLO COLORADO STATE UNIVERSITY	11	7		5										
COLO SOUTHERN COLORADO ST COL	1	2												
COLO UNIV COLD ALL CAMPUSES	11	18		11										
COLO UNIVERSITY OF DENVER	8	13												
COLO WSTRN STATE COL COLORADO	8	3		2										
CONN UNIVERSITY OF BRIDGEPORT	3	6		1										
CONN UNIV CONN ALL CAMPUSES	3	6		2										
CONN UNIVERSITY OF HARTFORD	16	13		5										
CONN WESTERN UNIVERSITY				1										
CONN WESTERN CONN ST COLLEGE	6	17		9										
DEL UNIVERSITY OF DELAWARE	1	3												
D C AMERICAN UNIVERSITY		2												
D C HOWARD UNIVERSITY	8	4		2										
FLA BARRY COLLEGE		5												
FLA BETHUNE COOKMAN COLLEGE	6	2												
FLA FLORIDA SOUTHERN COLLEGE		1												
FLA JACKSONVILLE UNIVERSITY	9	8												
FLA ROLLINS COL ALL CAMPUSES														
FLA ST LEO COLLEGE	1	1												
FLA FLORIDA A & M UNIVERSITY	17	12												
FLA FLORIDA ATLANTIC UNIV	2	3												
FLA FLORIDA STATE UNIVERSITY	32	22		13										
FLA UNIVERSITY OF FLORIDA	2	2		1										

TABLE 4.--BACHELOR'S, MASTER'S, AND DOCTOR'S DEGREES CONFERRED IN INSTITUTIONS OF HIGHER EDUCATION, BY SEX OF STUDENT, FIELD OF STUDY, STATE OR OTHER AREA, AND INSTITUTION: AGGREGATE UNITED STATES, 1968-69 --CONTINUED

FIELD OF STUDY, STATE OR OTHER AREA, AND INSTITUTION	BACHELOR'S DEGREES REQUIRING 4 OR 5 YEARS		MASTER'S DEGREES		DOCTOR'S DEGREES (PH.D., ED.D., ETC.)		BACHELOR'S DEGREES REQUIRING 4 OR 5 YEARS		MASTER'S DEGREES		DOCTOR'S DEGREES (PH.D., ED.D., ETC.)				
	1	2	3	4	5	6	7	1	2	3	4	5	6	7	
	MEN		WOMEN		MEN		WOMEN		MEN		WOMEN		MEN		WOMEN
(CONTINUED)															
MUSIC EDUCATION															
KANS KANSAS WESLEYAN UNIV	3	3	3	3	3	3	3	3	3	3	3	3	3	3	3
KANS MARYMONT COLLEGE	6	6	6	6	6	6	6	6	6	6	6	6	6	6	6
KANS MCPHERSON COLLEGE	2	2	2	2	2	2	2	2	2	2	2	2	2	2	2
KANS MOUNT ST SCHOLASTICA COL	1	1	1	1	1	1	1	1	1	1	1	1	1	1	1
KANS ST BENEDICTS COLLEGE	2	2	2	2	2	2	2	2	2	2	2	2	2	2	2
KANS ST MARY COLLEGE	2	2	2	2	2	2	2	2	2	2	2	2	2	2	2
KANS ST MARY OF THE PLAINS COL	2	2	2	2	2	2	2	2	2	2	2	2	2	2	2
KANS SOUTHWESTERN COLLEGE	7	7	7	7	7	7	7	7	7	7	7	7	7	7	7
KANS STEPLING COLLEGE	4	4	4	4	4	4	4	4	4	4	4	4	4	4	4
KANS TABOR COLLEGE	3	3	3	3	3	3	3	3	3	3	3	3	3	3	3
KANS UNIVERSITY OF KANSAS	17	17	17	17	17	17	17	17	17	17	17	17	17	17	17
KANS WASHBURN UNIV OF TOPEKA	6	6	6	6	6	6	6	6	6	6	6	6	6	6	6
KANS WICHITA STATE UNIVERSITY	25	25	25	25	25	25	25	25	25	25	25	25	25	25	25
KY ASBURY COLLEGE	1	1	1	1	1	1	1	1	1	1	1	1	1	1	1
KY BELLARMIN-URSULIN ALL CAM	1	1	1	1	1	1	1	1	1	1	1	1	1	1	1
KY BREBA COLLEGE	4	4	4	4	4	4	4	4	4	4	4	4	4	4	4
KY BRESCIA COLLEGE	1	1	1	1	1	1	1	1	1	1	1	1	1	1	1
KY CAMPBELLVILLE COLLEGE	2	2	2	2	2	2	2	2	2	2	2	2	2	2	2
KY CUMBERLAND COLLEGE	2	2	2	2	2	2	2	2	2	2	2	2	2	2	2
KY ESTRN KENTUCKY UNIVERSITY	12	12	12	12	12	12	12	12	12	12	12	12	12	12	12
KY KENTUCKY STATE COLLEGE	3	3	3	3	3	3	3	3	3	3	3	3	3	3	3
KY KENTUCKY WESLEYAN COLLEGE	1	1	1	1	1	1	1	1	1	1	1	1	1	1	1
KY MOREHEAD STATE UNIVERSITY	16	16	16	16	16	16	16	16	16	16	16	16	16	16	16
KY MURRAY STATE UNIVERSITY	13	13	13	13	13	13	13	13	13	13	13	13	13	13	13
KY NAZARETH COL OF KENTUCKY	5	5	5	5	5	5	5	5	5	5	5	5	5	5	5
KY PIKEVILLE COLLEGE	2	2	2	2	2	2	2	2	2	2	2	2	2	2	2
KY PENNSYLVANIA COLLEGE	3	3	3	3	3	3	3	3	3	3	3	3	3	3	3
KY UNION COLLEGE	1	1	1	1	1	1	1	1	1	1	1	1	1	1	1
KY UNIVERSITY OF LOUISVILLE	7	7	7	7	7	7	7	7	7	7	7	7	7	7	7
KY WSTN KENTUCKY UNIVERSITY	5	5	5	5	5	5	5	5	5	5	5	5	5	5	5
LA CENTENARY COLLEGE	2	2	2	2	2	2	2	2	2	2	2	2	2	2	2
LA DILLARD UNIVERSITY	4	4	4	4	4	4	4	4	4	4	4	4	4	4	4
LA GRABLING COLLEGE	6	6	6	6	6	6	6	6	6	6	6	6	6	6	6
LA LOUISIANA COLLEGE	4	4	4	4	4	4	4	4	4	4	4	4	4	4	4
LA LOUISIANA POLY INSTITUTE	5	5	5	5	5	5	5	5	5	5	5	5	5	5	5
LA LA ST U BATON ROUGE	8	8	8	8	8	8	8	8	8	8	8	8	8	8	8
LA LOYOLA UNIVERSITY	11	11	11	11	11	11	11	11	11	11	11	11	11	11	11
LA MONESE STATE COLLEGE	1	1	1	1	1	1	1	1	1	1	1	1	1	1	1
LA NTHWEST LOUISIANA ST COL	10	10	10	10	10	10	10	10	10	10	10	10	10	10	10
LA NTHWESTERN ST COL LOUISIANA	2	2	2	2	2	2	2	2	2	2	2	2	2	2	2
LA STHWESTN LOUISIANA COL	4	4	4	4	4	4	4	4	4	4	4	4	4	4	4
LA SOUTHERN UNIV G A & H COL	17	17	17	17	17	17	17	17	17	17	17	17	17	17	17
LA UNIV STHWESTN LOUISIANA	3	3	3	3	3	3	3	3	3	3	3	3	3	3	3
LA XAVIER UNIVERSITY OF LA	2	2	2	2	2	2	2	2	2	2	2	2	2	2	2
LA NORTHERN CONS OF MUSIC	6	6	6	6	6	6	6	6	6	6	6	6	6	6	6
ME UNIV MAINF ALL CAMPUSES	5	5	5	5	5	5	5	5	5	5	5	5	5	5	5
MD PROSBURG STATE COLLEGE	3	3	3	3	3	3	3	3	3	3	3	3	3	3	3
MD MORGAN STATE COLLEGE	5	5	5	5	5	5	5	5	5	5	5	5	5	5	5
MD PEABODY CONS OF MUSIC	9	9	9	9	9	9	9	9	9	9	9	9	9	9	9
MD UNIV MD MAIN CAMPUS	16	16	16	16	16	16	16	16	16	16	16	16	16	16	16
MD UNIV OF MARYLAND ST COL	2	2	2	2	2	2	2	2	2	2	2	2	2	2	2
MD WESTERN MARYLAND COLLEGE	1	1	1	1	1	1	1	1	1	1	1	1	1	1	1

TABLE 4.--BACHELOR'S, MASTER'S, AND DOCTOR'S DEGREES CONFERRED IN INSTITUTIONS OF HIGHER EDUCATION, BY SEX OF STUDENT, FIELD OF STUDY, STATE OR OTHER AREA, AND INSTITUTION: AGGREGATE UNITED STATES, 1968-69 --CONTINUED

FIELD OF STUDY, STATE OR OTHER AREA, AND INSTITUTION	BACHELOR'S DEGREES REQUIRING 4 OR 5 YEARS		MASTER'S DEGREES		DOCTOR'S DEGREES (PH.D., ED.D., ETC.)	
	2	3	4	5	6	7
	1	2	3	4	5	6
MUSIC EDUCATION						
MISS MISS VALLEY STATE COLLEGE	3	3	-	-	-	-
MISS RUST COLLEGE	-	3	-	-	-	-
MISS YOUNGLOD COLLEGE	1	1	-	-	-	-
MISS UNIV MISS MAIN CAMPUS	2	5	1	1	-	-
MISS UNIV DR STARRN MISSISSIPPI	14	19	2	2	-	-
MISS WILLIAM CAREY COLLEGE	1	1	-	-	-	-
MO CENTRAL METHODIST COLLEGE	8	8	-	-	-	-
MO CENTRAL MO ST COL ALL CAMP	12	11	1	1	-	-
MO COLVER STOCKTON COLLEGE	-	2	-	-	-	-
MO DRURY COLLEGE	4	4	-	-	-	-
MO EVANGEL COLLEGE	7	2	-	-	-	-
MO FONTRONNF COLLEGE	1	9	-	-	-	-
MO LINCOLN UNIVERSITY	2	1	-	-	-	-
MO LINDBENWOOD COLLEGE	3	3	-	-	-	-
MO MISSOURI SOUTHERN COLLEGE	2	3	-	-	-	-
MO MISSOURI VALLEY COLLEGE	4	2	-	-	-	-
MO NORTHEAST MISSOURI ST COL	6	6	2	4	-	-
MO NORTHWEST MISSOURI ST COL	6	8	-	-	-	-
MO NOTRE DAME COLLEGE	6	6	-	-	-	-
MO SOUTHEAST MISSOURI ST COL	6	11	1	-	-	-
MO SOUTHWEST MISSOURI ST COL	1	17	-	-	-	-
MO UNIV MISSOURI AT COLUMBIA	9	11	9	6	-	-
MO UNIV MISSOURI AT KANS CITY	6	9	2	1	-	-
MO WASHINGTON UNIVERSITY	3	4	1	4	1	-
MO WEBSTER COLLEGE	3	4	-	-	-	-
MO WILLIAM JEWELL COLLEGE	2	2	-	-	-	-
MO NT COLLEGE OF GREAT FALLS	3	3	-	-	-	-
MO NT EASTERN MONTANA COLLEGE	3	1	-	-	-	-
MO NT MONTANA STATE UNIVERSITY	8	8	3	-	-	-
MO NT ROCKY MOUNTAIN COLLEGE	3	2	-	-	-	-
MO NT UNIVERSITY OF MONTANA	2	4	11	-	1	-
MO NT WESTERN MONTANA COLLEGE	1	1	-	-	-	-
NEBR CHADRON STATE COLLEGE	1	8	-	-	-	-
NEBR COLLEGE OF ST MARY	1	1	-	-	-	-
NEBR DANA COLLEGE	1	1	-	-	-	-
NEBR HASTINGS COLLEGE	3	8	-	-	-	-
NEBR HIRAM SCOTT COLLEGE	1	-	-	-	-	-
NEBR KEARNY STATE COLLEGE	8	12	1	-	-	-
NEBR NEBRASKA WESLEYAN UNIV	3	7	-	-	-	-
NEBR PERU STATE COLLEGE	8	2	-	-	-	-
NEBR UNION COLLEGE	2	3	-	-	-	-
NEBR UNIV NEBRASKA MAIN CAMPUS	18	30	-	-	-	-
NEBR UNIV NEBRASKA AT OMAHA	2	2	-	-	-	-
NEBR WAYNE STATE COLLEGE	3	6	1	-	-	-
NEV UNIVERSITY OF NEVADA	3	3	-	-	-	-
N H NEW ENGLAND COLLEGE	1	-	-	-	-	-
N H NOTRE DAME COLLEGE	4	4	2	2	-	-
N H UNIV OF NEW HAMPSHIRE	7	8	-	-	-	-
N H UNIV OF N H KEENE ST COL	1	1	-	-	-	-
N H UNIV N H PLYMOUTH ST COL	1	3	-	-	-	-
N J ALMA WHITE COLLEGE	1	-	-	-	-	-
N J CALDWELL COL FOR WOMEN	-	5	5	1	-	-
N J GLASSBORO STATE COLLEGE	21	16	-	-	-	-

FIELD OF STUDY, STATE OR OTHER AREA, AND INSTITUTION	BACHELOR'S DEGREES REQUIRING 4 OR 5 YEARS		MASTER'S DEGREES		DOCTOR'S DEGREES (PH.D., ED.D., ETC.)	
	2	3	4	5	6	7
	1	2	3	4	5	6
MUSIC EDUCATION						
N J JERSEY CITY STATE COLLEGE	13	8	-	-	-	-
N J MONTCLAIR STATE COLLEGE	18	21	8	7	-	-
N J PATERSON STATE COLLEGE	8	-	-	-	-	-
N J RUTGERS THE ST U ALL CAMP	-	-	2	1	-	-
N J TRENTON STATE COLLEGE	14	14	22	7	-	-
N J WESTMINSTER CHOR COLLEGE	14	21	-	-	-	-
N M EASTERN NEW MEX U ALL CAMP	6	1	3	1	-	-
N M NEW MEXICO HIGHLANDS UNIV	5	1	6	2	-	-
N M NEW MEX ST U ALL CAMPUSES	3	7	1	1	-	-
N M UNIVERSITY OF NEW MEXICO	13	7	4	4	-	-
N M WESTERN NEW MEXICO UNIV	1	-	-	-	-	-
N Y ADDELPHI UNIVERSITY	1	-	1	-	-	-
N Y CUNY BROOKLYN COLLEGE	3	-	2	1	-	-
N Y CUNY CITY COLLEGE	-	-	3	3	-	-
N Y CUNY QUEENS COLLEGE	-	-	6	16	-	-
N Y CUNY RICHMOND COL	5	-	-	-	-	-
N Y COL ST ROSE ALL CAMPUSES	-	9	-	-	-	-
N Y COLUMBIA UNIV TCHRS COL	-	1	39	33	13	5
N Y HARTWICK COLLEGE	2	4	-	-	-	-
N Y HOFSTRA UNIVERSITY	10	11	-	-	-	-
N Y HOUGHTON COLLEGE	2	19	-	-	-	-
N Y ITHACA COLLEGE	46	48	16	5	-	-
N Y KINGS COLLEGE	3	3	-	-	-	-
N Y LG IS U MERRIWEATHER CAMP	8	3	11	3	-	-
N Y MANHATTAN SCHOOL OF MUSIC	-	-	8	6	-	-
N Y MANHATTANVILLE COLLEGE	1	11	-	-	-	-
N Y NAZARETH COL OF ROCHESTER	-	10	-	-	-	-
N Y NEW YORK UNIVERSITY	27	9	13	5	-	2
N Y NYACK MISSIONARY COLLEGE	2	4	-	-	-	-
N Y ROBERTS WESLEYAN COLLEGE	1	2	-	-	-	-
N Y ROSARY HILL COLLEGE	1	8	-	-	-	-
N Y SKIDMORE COL ALL CAMPUSES	-	3	-	-	-	-
N Y SUNY STATE UNIV BINGHAMTN	-	-	1	1	-	-
N Y SUNY ST U BUELLO MAIN CAMP	5	5	6	6	-	-
N Y SUNY COLLEGE FREDONIA	13	6	13	6	-	-
N Y SUNY COLLEGE POTSDAM	34	58	16	17	-	-
N Y SYRACUSE U MAIN CAMPUS	4	6	4	4	-	-
N Y UNIVERSITY OF ROCHESTER	18	17	8	2	5	-
N Y WAGNER COLLEGE	4	4	-	-	-	-
N Y APPALACHIAN ST UNIVERSITY	5	3	7	9	-	-
N C ATLANTIC CHRISTIAN COL	2	4	-	-	-	-
N C CAMPBELL COLLEGE	1	-	-	-	-	-
N C CATAWBA COLLEGE	2	2	-	-	-	-
N C EAST CAROLINA U ALL CAMP	11	18	6	9	-	-
N C ELON COLLEGE	1	3	-	-	-	-
N C GREENSBORO COLLEGE	-	6	-	-	-	-
N C WILFORD COLLEGE	1	1	-	-	-	-
N C HIGH POINT COLLEGE	1	1	-	-	-	-
N C JOHNSON C SMITH UNIV	2	2	-	-	-	-
N C LEWIS-CLAYNE COLLEGE	1	-	-	-	-	-
N C LIVINGSTONE COLLEGE	3	3	-	-	-	-
N C MARS HILL COLLEGE	6	13	-	-	-	-
N C MEREDITH COLLEGE	3	3	-	-	-	-

TABLE 4.--BACHELOR'S, MASTER'S, AND DOCTOR'S DEGREES CONFERRED IN INSTITUTIONS OF HIGHER EDUCATION, BY SEX OF STUDENT, FIELD OF STUDY, STATE OR OTHER AREA, AND INSTITUTION: AGGREGATE UNITED STATES, 1968-69 --CONTINUED

FIELD OF STUDY, STATE OR OTHER AREA, AND INSTITUTION	BACHELOR'S DEGREES PURSUING 4 OR 5 YEARS		MASTER'S DEGREES		DOCTOR'S DEGREES (PH.D., ED.D., ETC.)		BACHELOR'S DEGREES PURSUING 4 OR 5 YEARS		MASTER'S DEGREES		DOCTOR'S DEGREES (PH.D., ED.D., ETC.)				
	1	2	3	4	5	6	7	1	2	3	4	5	6	7	
	MEN		WOMEN		MEN		WOMEN		MEN		WOMEN		MEN		WOMEN
MUSIC EDUCATION															
OKLA EAST CENTRAL STATE COL	5	2													
OKLA LANGSTON UNIVERSITY	2	2													
OKLA NORTHEASTERN STATE COL	7	3													
OKLA NORTHWESTERN STATE COL	2	1													
OKLA OKLAHOMA BAPTIST UNIV	5	10													
OKLA OKLAHOMA CITY UNIVERSITY	4	8													
OKLA OKLA COL OF LIBERAL ARTS		5													
OKLA OKLA PANHANDLE STATE COL	1	7													
OKLA OKLA ST UNIV MAIN CAMPUS	7	14													
OKLA OKLA ST UNIV ALL CAMPUSES	11	14													
OKLA UNIVERSITY OF TULSA	4	1													
OKLA CASCADIA COLLEGE		2													
OREG EASTERN OREGON COLLEGE	2														
OREG GEORGE FOX COLLEGE	1	1													
OREG LEWIS & CLARK COLLEGE	4	1													
OREG LINCOLN COLLEGE	4	8													
OREG MARYLORST COLLEGE		2													
OREG OREGON COLLEGE OF EDUC	5	5													
OREG PACIFIC UNIVERSITY	1	1													
OREG PORTLAND STATE COLLEGE	2	2													
OREG SOUTHERN OREGON COLLEGE	1	1													
OREG UNIVERSITY OF PORTLAND	4	4													
OREG WARNER PACIFIC COLLEGE	1	1													
OREG WILLAMETTE UNIVERSITY	1	3													
PA ROCKWELL UNIVERSITY	1	3													
PA CARNEGIE-MELLON UNIV	4	4													
PA COLLEGE MISERICORDIA		12													
PA DUQUESNE UNIVERSITY	27	16													
PA ELIZABETHTOWN COLLEGE	3	4													
PA GANNON COLLEGE	1	4													
PA GENOVA COLLEGE		4													
PA GETTYSBURG COLLEGE	2	8													
PA GROVE CITY COLLEGE		4													
PA IMMACULATE COLLEGE		12													
PA INDIANA U OF PA ALL CAM	41	44													
PA LERANON VALLEY COLLEGE	16	13													
PA MARYWOOD COLLEGE		18													
PA MOUNT MERCY COLLEGE	17	20													
PA MANSFIELD STATE COLLEGE	47	46													
PA WEST CHESTER STATE COL	11	9													
PA PENN ST UNIV ALL CAMPUSES	10	2													
PA PHILA MUSICAL ACADEMY		6													
PA SETON HILL COLLEGE	10	13													
PA SUSQUEHANNA UNIVERSITY	24	28													
PA TERRELL UNIVERSITY	1	12													
PA WESTMINSTER COLLEGE	21	9													
PA WILKES COLLEGE		3													
RI BARRINGTON COLLEGE	3	6													
RI BROWN UNIVERSITY															



TABLE 4. --BACHELOR'S, MASTER'S, AND DOCTOR'S DEGREES CONFERRED IN INSTITUTIONS OF HIGHER EDUCATION, BY SEX OF STUDENT, FIELD OF STUDY, STATE OR OTHER AREA, AND INSTITUTION: AGGREGATE UNITED STATES, 1968-69 --CONTINUED

FIELD OF STUDY, STATE OR OTHER AREA, AND INSTITUTION	BACHELOR'S DEGREES (PH.D., ED.D., ETC.)		MASTER'S DEGREES		DOCTOR'S DEGREES (PH.D., ED.D., ETC.)		BACHELOR'S DEGREES (PH.D., ED.D., ETC.)		MASTER'S DEGREES		DOCTOR'S DEGREES (PH.D., ED.D., ETC.)	
	2	3	4	5	6	7	2	3	4	5	6	7
	MEN	WOMEN	MEN	WOMEN	MEN	WOMEN	MEN	WOMEN	MEN	WOMEN	MEN	WOMEN
MUSIC EDUCATION (CONTINUED)												
VA SHENANDOAH COL & CONS MUS	13	11	-	-	-	-	-	-	-	-	-	-
VA UNIVERSITY OF RICHMOND	1	9	3	2	-	-	8	10	2	1	-	-
VA VA COMMONWEALTH UNIV ALL CAM	4	9	3	2	-	-	5	2	-	-	-	-
VA VA STATE COL MAIN CAMPUS	7	6	-	-	-	-	1,329	30	381	32	33	-
VA VA STATE COL NORFOLK DIV	5	4	-	-	-	-	-	-	-	-	-	-
WASH CENTRAL WASHINGTON ST COL	24	16	3	2	-	-	-	-	4	3	-	-
WASH EASTERN WASHINGTON ST COL	15	18	4	1	-	-	13	-	6	-	-	-
WASH GONZAAGA UNIVERSITY	3	8	-	-	-	-	9	-	-	-	-	-
WASH PACIFIC LUTHERAN UNIV	2	8	-	-	-	-	10	-	3	-	-	-
WASH ST MARTINS COLLEGE	2	6	-	-	-	-	12	-	3	-	-	-
WASH SEATTLE PACIFIC COLLEGE	1	2	-	-	-	-	10	-	7	-	-	-
WASH UNIV OF PUGET SOUND	6	15	-	-	-	-	12	-	3	-	-	-
WASH UNIVERSITY OF WASHINGTON	8	15	-	-	-	-	10	-	1	7	3	-
WASH WALLA WALLA COLLEGE	6	3	-	-	-	-	9	-	-	-	-	-
WASH WESTERN WASHINGTON ST COL	15	20	2	-	-	-	3	-	-	-	-	-
WASH WHITTORTH COLLEGE	-	5	-	-	-	-	5	-	-	-	-	-
W VA ALDERSON BROADHURST COLLEGE	-	3	-	-	-	-	2	1	-	-	-	-
W VA REITHAN COLLEGE	-	1	-	-	-	-	3	-	-	-	-	-
W VA BLUEFIELD STATE COLLEGE	2	1	-	-	-	-	7	4	-	-	-	-
W VA CONCORD COLLEGE	11	4	-	-	-	-	1	-	-	-	-	-
W VA FAIRMONT STATE COLLEGE	1	3	-	-	-	-	22	1	-	-	-	-
W VA GLENVILLE STATE COLLEGE	2	8	-	-	-	-	32	-	-	-	-	-
W VA MARSHALL UNIV ALL CAMPUSES	8	11	5	5	-	-	11	-	53	-	-	-
W VA MORRIS HARRIS COLLEGE	2	2	-	-	-	-	16	-	7	-	1	-
W VA SALEM COLLEGE ALL CAMPUS	7	2	-	-	-	-	3	-	-	-	-	-
W VA SHEPHERD COLLEGE	1	8	-	-	-	-	2	4	9	1	-	-
W VA W LIBERTY ST COL ALL CAM	6	1	-	-	-	-	1	-	-	-	-	-
W VA WEST VIRGINIA STATE COL	2	2	-	-	-	-	5	-	-	-	-	-
W VA W VA UNIV ALL CAMPUSES	18	26	1	1	-	-	12	-	-	-	-	-
W VA W VIRGINIA WESLEYAN COL	1	3	-	-	-	-	5	-	20	2	-	-
WIS ALVERNO COLLEGE	-	29	-	-	-	-	3	-	-	-	-	-
WIS CARDINAL STRITCH COLLEGE	-	3	-	-	-	-	7	-	-	-	-	-
WIS CARROLL COLLEGE	1	1	-	-	-	-	31	2	4	-	-	-
WIS GARTHAGE COLLEGE	1	5	-	-	-	-	28	-	8	-	1	-
WIS DOMINICAN COLLEGE RACINE	-	1	-	-	-	-	13	-	-	-	-	-
WIS HOLY FAMILY COLLEGE	-	4	-	-	-	-	128	1	6	-	-	-
WIS LAKELAND COLLEGE	3	2	-	-	-	-	2	-	-	-	-	-
WIS LAWRENCE UNIV MAIN CAMPUS	10	7	-	-	-	-	35	-	6	2	-	-
WIS MILTON COLLEGE	1	1	-	-	-	-	1	-	11	-	-	-
WIS ST MARY COLLEGE	-	1	-	-	-	-	50	-	12	-	1	-
WIS NORTHLAND COLLEGE	-	2	-	-	-	-	2	-	-	-	-	-
WIS RIPON COLLEGE	1	1	-	-	-	-	8	-	-	-	-	-
WIS U OF WIS MADISON	12	18	-	-	-	-	4	1	16	-	-	-
WIS U OF WIS MILWAUKEE	5	3	-	-	-	-	2	-	-	-	-	-
WIS VITERBO COLLEGE	1	7	-	-	-	-	8	-	-	-	-	-
WIS WIS STATE UNIV EAU CLAIRE	1	9	-	-	-	-	32	-	-	-	-	-
WIS WIS STATE UNIV LA CROSSE	2	2	-	-	-	-	2	-	-	-	-	-
WIS WIS STATE UNIV OSHKOSH	7	10	2	2	-	-	4	1	3	-	-	-
WIS WIS ST U PLATV MAIN CAM	7	8	4	3	-	-	6	-	-	-	-	-
WIS WIS STATE UNIV RIVER FALLS	6	8	-	-	-	-	16	-	2	1	-	-
WIS WIS STATE UNIV STEVENS PNT	4	8	1	-	-	-	2	-	-	-	-	-
WIS WIS STATE UNIV SUPERIOR	6	7	3	1	-	-	40	-	-	-	-	-
WIS WIS STATE UNIV WHITEWATER	5	7	1	-	-	-	20	-	3	-	-	-
							6	2	-	-	-	-
							53	-	-	-	-	-



TABLE 4.--BACHELORS, MASTERS, AND DOCTOR'S DEGREES CONFERRED IN INSTITUTIONS OF HIGHER EDUCATION, BY SEX OF STUDENT, FIELD OF STUDY, STATE OR OTHER AREA, AND INSTITUTION: AGGREGATE UNITED STATES, 1968-69--CONTINUED

FIELD OF STUDY, STATE OR OTHER AREA, AND INSTITUTION	BACHELOR'S DEGREES REQUIRING 4 OR 5 YEARS		MASTER'S DEGREES		DOCTOR'S DEGREES (PH. D., ED. D., ETC.)		BACHELOR'S DEGREES REQUIRING 4 OR 5 YEARS		MASTER'S DEGREES		DOCTOR'S DEGREES (PH. D., ED. D., ETC.)	
	MEN	WOMEN	MEN	WOMEN	MEN	WOMEN	MEN	WOMEN	MEN	WOMEN	MEN	WOMEN
	2	3	4	5	6	7	2	3	4	5	6	7
SPECIALIZED TEACHING FIELDS, ALL OTHER												
LA I. A. ST. U. BAYON ROUGE	-	-	6	7	-	-	9	17	-	-	-	-
LA LOYOLA UNIVERSITY	-	-	-	6	-	-	-	-	13	-	-	-
LA NORTHWESTERN ST. COL. LOUISIANA	16	-	-	3	-	-	-	-	2	10	-	-
ME COLBY COLLEGE	-	-	21	3	-	-	-	-	-	-	-	-
ME UNIV. MAINE ALL CAMPUSES	-	-	2	2	-	-	-	-	21	92	5	3
MD LOYOLA COLLEGE	-	-	5	28	-	-	-	-	4	30	-	-
MD MORGAN STATE COLLEGE	9	4	-	-	-	-	-	-	17	-	-	-
MD UNIV. MD. MAIN CAMPUS	8	6	4	17	-	-	-	-	-	-	-	-
MD WESTERN MARYLAND COLLEGE	-	-	4	2	-	-	-	-	-	-	-	-
MASS BOSTON COLLEGE	-	-	17	24	-	-	-	-	22	39	1	-
MASS WYOMON COLLEGE	6	10	4	2	-	-	-	-	-	1	-	-
MASS WYOMON UNIVERSITY	5	10	5	10	-	-	-	-	21	14	-	-
MASS NORTHWESTERN UNIVERSITY	31	-	-	-	-	-	-	-	4	-	-	-
MASS SIMMONS COLLEGE	2	-	2	18	-	-	-	-	12	4	-	-
MASS SPRINGFIELD COLLEGE	1	-	-	-	-	-	-	-	-	-	-	-
MICH CENTRAL MICHIGAN UNIV.	-	-	3	2	-	-	5	2	9	-	-	-
MICH WICH. ST. UNIV. ALL CAMPUSES	-	-	5	46	-	-	6	6	4	19	-	-
MICH DAKLAND UNIVERSITY	-	-	2	8	-	-	-	-	1	-	-	-
MICH STEVENS HEIGHTS COLLEGE	-	-	1	1	-	-	-	-	3	32	-	-
MICH UNIVERSITY OF DETROIT	-	-	1	1	-	-	-	-	1	14	-	-
MICH UNIVERSITY OF MICHIGAN	38	12	12	12	-	-	-	-	11	17	-	-
MICH WAYNE STATE UNIVERSITY	18	23	13	24	-	-	16	6	8	5	1	-
MICH WESTERN MICHIGAN UNIV.	1	23	1	3	-	-	8	1	-	2	-	-
MINN. COLLEGE OF ST. THOMAS	-	-	1	7	-	-	-	-	-	-	-	-
MINN. ST. CLOUD STATE COLLEGE	-	-	4	7	-	-	-	-	-	-	-	-
MINN. U. OF MINN. MNPLS. ST. PAUL	1	197	16	-	-	-	-	-	-	-	-	-
MISS MISSISSIPPI STATE UNIV.	6	-	-	-	-	-	-	-	-	-	-	-
MISS UNIV. OF MISSISSIPPI	-	-	1	70	-	-	-	-	9	14	-	-
MISS UNIV. OF SOUTHERN MISSISSIPPI	-	-	1	2	-	-	-	-	2	2	-	-
MO CENTRAL MO. ST. COL. ALL CAM.	1	-	5	7	-	-	-	-	-	-	-	-
MO NORTHWEST MISSOURI ST. COL.	-	-	1	12	-	-	19	-	-	-	-	-
MO WASHINGTON UNIVERSITY	-	-	1	5	-	-	-	-	9	14	-	-
MONT EASTERN MONTANA COLLEGE	-	-	1	8	-	-	-	-	4	13	-	-
MONT MONTANA STATE UNIVERSITY	-	-	1	4	-	-	-	-	4	1	-	-
MONT UNIVERSITY OF MONTANA	-	-	1	4	-	-	-	-	6	-	-	-
NEBR UNIV. NEBRASKA AT GOMHA	-	-	3	11	-	-	2	36	15	5	-	-
N H UNIV. OF NEW HAMPSHIRE	-	-	19	24	-	-	-	-	1	-	-	-
N J GLASSBORO STATE COLLEGE	-	-	16	19	-	-	-	-	17	58	1	-
N J JERSEY CITY STATE COLLEGE	18	56	25	44	-	-	-	-	19	44	2	-
N J MONTCLAIR STATE COLLEGE	-	-	6	5	-	-	-	-	3	9	-	-
N J NEWARK STATE COLLEGE	-	-	12	50	-	-	36	-	9	38	-	-
N J PATERSON STATE COLLEGE	-	-	8	40	-	-	-	-	-	-	-	-
N J RUTGERS THE ST. U. ALL CAM.	-	-	4	47	-	-	-	-	5	12	-	-
N J SETON HALL UNIVERSITY	-	-	4	20	-	-	-	-	3	7	-	-
N J TRENTON STATE COLLEGE	-	-	37	3	-	-	-	-	9	27	-	-
N M NEW MEX. ST. U. ALL CAMPUSES	-	-	2	2	-	-	1	1	3	2	-	-
N M UNIVERSITY OF NEW MEXICO	-	-	9	2	-	-	-	-	1	12	-	-
N Y ADELPHI UNIVERSITY	-	-	2	31	-	-	-	-	3	7	-	-
N Y CUNY BROOKLYN COLLEGE	-	-	6	11	-	-	-	-	3	27	-	-
N Y CUNY CITY COLLEGE	-	-	7	51	-	-	-	-	1	2	-	-
N Y CUNY HUNTER COLLEGE	-	-	1	3	-	-	-	-	2	2	-	-
N Y COLUMBIA UNIV. TCRRS. COL.	-	64	35	223	-	13	-	-	4	17	-	-

TABLE 4.--BACHELOR'S, MASTER'S, AND DOCTOR'S DEGREES CONFERRED IN INSTITUTIONS OF HIGHER EDUCATION, BY SEX OF STUDENT, FIELD OF STUDY, STATE OR OTHER AREA, AND INSTITUTION: AGGREGATE UNITED STATES, 1968-69 --CONTINUED

FIELD OF STUDY, STATE OR OTHER AREA, AND INSTITUTION	BACHELOR'S DEGREES REQUIRING 4 OR 5 YEARS		MASTER'S DEGREES		DOCTOR'S DEGREES (PH.D., ED.D., ETC.)		BACHELOR'S DEGREES REQUIRING 4 OR 5 YEARS		MASTER'S DEGREES		DOCTOR'S DEGREES (PH.D., ED.D., ETC.)				
	1	2	3	4	5	6	7	1	2	3	4	5	6	7	
	MEN		WOMEN		MEN		WOMEN		MEN		WOMEN		MEN		WOMEN
SPECIALIZED TEACHING FIELDS, ALL OTHER															
TEX UNIV OF TEXAS AT EL PASO	-	-	-	1	3	-	-	-	-	-	-	-	-	-	-
UTAH BRIGHAM YOUNG UNIVERSITY	-	-	-	4	4	-	-	-	-	-	-	-	-	-	-
UTAH UNIV OF UTAH	-	-	-	45	1	-	-	-	-	-	-	-	-	-	-
VT GORDARD COLLEGE	-	-	-	-	-	-	-	-	-	-	-	-	-	-	-
VA UNIV VIRGINIA MAIN CAMPUS	1	1	1	37	55	2	3	-	29	4,309	19	555	-	3	
VA VIRGINIA POLY INSTITUTE	-	-	-	10	3	-	-	-	-	31	-	-	-	-	
VA VA STATE COL MAIN CAMPUS	-	-	-	1	1	-	-	-	2	78	-	-	-	-	
WASH CENTRAL WASHINGTON ST COL	6	1	1	6	4	-	-	-	-	-	-	-	-	-	
WASH EASTERN WASHINGTON ST COL	-	-	-	2	7	-	-	-	-	48	-	-	-	-	
WASH WESTERN WASHINGTON ST COL	-	-	-	3	5	-	-	-	-	120	-	-	-	-	
W VA W VA UNIV ALL CAMPUSES	-	-	3	6	43	-	2	-	-	20	-	-	-	-	
WIS CARDINAL STRITCH COLLEGE	-	-	-	3	39	-	-	-	1	34	-	-	-	-	
WIS MARQUETTE U ALL CAMPUSES	-	-	-	16	1	-	-	-	-	2	-	-	-	-	
WIS U OF WIS MADISON	2	-	-	19	1	3	-	-	-	28	4	24	-	-	
WIS STOUT ST UNIV MAIN CAMPUS	10	1	1	11	4	-	-	-	-	4	-	-	-	-	
WIS WIS STATE UNIV LA CROSSE	-	-	-	5	1	-	-	-	-	2	-	-	-	-	
WIS WIS ST U PLATYV MAIN CAM	1	-	-	-	-	-	-	-	-	36	-	-	-	-	
WIS WIS STATE UNIV STEVENS PNT	69	-	-	-	-	-	-	-	-	110	-	-	-	-	
WIS WIS STATE UNIV WHITEWATER	-	-	-	4	2	-	-	-	-	19	-	-	-	-	
GUAM COLLEGE OF GUAM	-	-	-	7	1	-	-	-	-	12	-	-	-	-	
P R U PUERTO RICO ALL CPUSES	-	-	-	7	17	-	-	-	-	14	-	-	-	-	
NURSERY, KINDERGARTEN EDUCATION															
ALA TUSKEGEE INSTITUTE	1	1	8	-	-	-	-	-	-	22	-	-	-	-	
HAWA CHURCH COLLEGE OF HAWAII	1	1	86	-	-	-	-	-	-	163	-	-	-	-	
ILL BRADLEY UNIVERSITY	1	1	42	-	-	-	-	-	-	62	-	-	-	-	
ILL SOUTHWESTERN ST COL	-	-	28	-	-	-	-	-	-	1	-	-	-	-	
IND BALL STATE UNIVERSITY	-	-	-	-	-	-	-	-	-	49	-	-	-	-	
KANS KANSAS ST U AG E APP SCI	-	-	23	-	-	-	-	-	-	14	-	-	-	-	
KY UNIV KY MAIN CAMPUS	-	-	5	-	-	-	-	-	-	28	-	-	-	-	
LA UNIV MISSISSIPPI STATE COL	-	-	15	-	-	-	-	-	1	84	-	-	-	-	
MO FROSTBURG STATE COLLEGE	-	-	7	-	-	-	-	-	-	141	-	-	-	-	
MASS TUFTS UNIVERSITY	-	-	4	-	-	-	-	-	-	7	-	-	-	-	
MICH KANSAS ST U AG E APP SCI	-	-	5	-	-	-	-	-	-	44	-	-	-	-	
MINN ST CLOUD STATE COLLEGE	-	-	58	-	-	-	-	-	-	24	-	-	-	-	
MINN U OF MINN AMPLS ST PAUL	-	-	94	-	-	-	-	-	-	39	-	-	-	-	
MISS MISS STATE COL FOR WOMEN	-	-	3	-	-	-	-	-	-	4	-	-	-	-	
MO UNIV MISSOURI AT COLUMBIA	-	-	10	-	-	-	-	-	-	86	-	-	-	-	
N Y COLUMBIA UNIV TCRRS COL	1	1	1	4	81	1	-	-	-	177	-	-	-	-	
N C GRENNETT COLLEGE	-	-	1	-	-	-	-	-	-	361	-	-	-	-	
N C N C AG S TECH STATE UNIV	-	-	10	-	-	-	-	-	4	24	-	-	-	-	
OHIO OHIO ST UNIV ALL CAMPUSES	2	2	178	-	-	-	-	-	-	30	-	-	-	-	
OHIO OHIO UNIV ALL CAMPUSES	-	-	2	-	-	-	-	-	-	24	-	-	-	-	
OREG OREGON STATE UNIVERSITY	-	-	6	-	-	-	-	-	1	34	-	-	-	-	
PA PENNSYLVANIA STATE COLLEGE	-	-	5	-	-	-	-	-	-	31	-	-	-	-	
S C WINSTON COLLEGE	-	-	11	-	-	-	-	-	-	4	-	-	-	-	
TEX TEXAS WOMANS UNIVERSITY	-	-	2	-	-	-	-	-	-	1	-	-	-	-	
VT GORDARD COLLEGE	-	-	3	-	-	-	-	-	-	17	-	-	-	-	
VT JOHNSON STATE COLLEGE	-	-	4	-	-	-	-	-	-	107	-	-	-	-	
W VA WASHALL UNIV ALL CAMPUSES	-	-	17	-	-	-	-	-	-	69	-	-	-	-	
WIS EDGEWOOD COLLEGE	-	-	5	-	-	-	-	-	-	119	-	-	-	-	
WIS U OF WIS MADISON	-	-	4	-	-	-	-	-	-	97	-	-	-	-	
WIS STOUT ST UNIV MAIN CAMPUS	-	-	4	-	-	-	-	-	-	2	-	-	-	-	

TABLE 4.--BACHELOR'S, MASTER'S, AND DOCTOR'S DEGREES CONFERRED IN INSTITUTIONS OF HIGHER EDUCATION, BY SEX OF STUDENT, FIELD OF STUDY, STATE OR OTHER AREA, AND INSTITUTION: AGGREGATE UNITED STATES, 1968-69 --CONTINUED

FIELD OF STUDY, STATE OR OTHER AREA, AND INSTITUTION	BACHELOR'S DEGREES REQUIRING 4 OR 5 YEARS				MASTER'S DEGREES				DOCTOR'S DEGREES (PH.D., ED.D., ETC.)																																																																																																																																																																																																																																																																																																																																																																																																																																																																																																																																																																																																																																																																																																							
	MEN		WOMEN		MEN		WOMEN		MEN		WOMEN																																																																																																																																																																																																																																																																																																																																																																																																																																																																																																																																																																																																																																																																																																					
	2	1	4	5	6	7	4	5	6	7	4	5																																																																																																																																																																																																																																																																																																																																																																																																																																																																																																																																																																																																																																																																																																				
(CONTINUED)																																																																																																																																																																																																																																																																																																																																																																																																																																																																																																																																																																																																																																																																																																																
EARLY CHILDHOOD EDUCATION													N J TRENTON STATE COLLEGE	92												N Y ADELPHI UNIVERSITY			2	15									N Y BANK STREET COL OF EDUC				22									N Y CUNY BROOKLYN COLLEGE	409			54									N Y CUNY CITY COLLEGE	97			16									N Y CUNY HUNTER COLLEGE				8									N Y CUNY LEHMAN COLLEGE			5	53									N Y CUNY OJEFENS COLLEGE	84			45									N Y CORNELL UNIV ALL CAMPUSES						1							N Y NEW YORK UNIVERSITY			2	54									N Y ST JONNS UNIVERSITY													N Y SUNY ST U BUFO MAIN CAM	45												N Y SUNY COLLEGE GENESEO	22												N C APPALACHIAN ST UNIVERSITY	93			12									N C EAST-CAROLINA U ALL CAM	193												N C LENOIR-RHYNE COLLEGE	42												N C SALEM COLLEGE	3												OHIO CAPITAL UNIVERSITY	8												OHIO KENT ST UNIV MAIN CAMPUS	108			2									OHIO UNIVERSITY OF AKRON	20												OHIO U CINCINNATI MAIN CAMPUS	108			1									PA LOCK HAVEN STATE COLLEGE	1												PA POINT PARK COLLEGE	15												PA TEMPLE UNIVERSITY													R I RHODE ISLAND COLLEGE	22												TENN GEORGE PEABODY COL TCHRS													VA COL WM & MARY MAIN CAMPUS	68			15									VA HAMPTON INSTITUT	13												VA MADISON COLLEGE	19												VA OLD DOMINION COLLEGE	5												VA RADFORD COLLEGE	54												VA STATE COL MAIN CAMPUS													W VA MORRIS HARVEY COLLEGE	5												WIS CARDINAL STRLICH COLLEGE	3												WIS CARROLL COLLEGE	2												WIS EDGEWOOD COLLEGE	22												WIS U OF WIS MILWAUKEE	59												WIS WIS STATE UNIV OSHKOSH	175												WIS WIS STATE UNIV STEVENS PNT	24												WIS WIS STATE UNIV WHITEWATER	82												ELEMENTARY EDUCATION	7,519	73,732	2,468	10,295	103	74							ALA ALABAMA A & M COLLEGE	5	43	5	23									ALA ALABAMA COLLEGE	1	50	2	2									ALA ALABAMA STATE COLLEGE	11	119	3	26									ALA ATHENS COLLEGE	9	37	4										ALA AUBURN UNIV	2	235	3	28		1							ALA BIRMINGHAM SOUTHERN COL	1	28											ALA DANIEL PAYNE COLLEGE	12	62											ALA FLORENCE STATE COLLEGE	1	69											ALA HUNTINGTON COLLEGE	1	90											ALA JACKSONVILLE STATE UNIV		69											ALA JONSON COLLEGE		18										
N J TRENTON STATE COLLEGE	92												N Y ADELPHI UNIVERSITY			2	15									N Y BANK STREET COL OF EDUC				22									N Y CUNY BROOKLYN COLLEGE	409			54									N Y CUNY CITY COLLEGE	97			16									N Y CUNY HUNTER COLLEGE				8									N Y CUNY LEHMAN COLLEGE			5	53									N Y CUNY OJEFENS COLLEGE	84			45									N Y CORNELL UNIV ALL CAMPUSES						1							N Y NEW YORK UNIVERSITY			2	54									N Y ST JONNS UNIVERSITY													N Y SUNY ST U BUFO MAIN CAM	45												N Y SUNY COLLEGE GENESEO	22												N C APPALACHIAN ST UNIVERSITY	93			12									N C EAST-CAROLINA U ALL CAM	193												N C LENOIR-RHYNE COLLEGE	42												N C SALEM COLLEGE	3												OHIO CAPITAL UNIVERSITY	8												OHIO KENT ST UNIV MAIN CAMPUS	108			2									OHIO UNIVERSITY OF AKRON	20												OHIO U CINCINNATI MAIN CAMPUS	108			1									PA LOCK HAVEN STATE COLLEGE	1												PA POINT PARK COLLEGE	15												PA TEMPLE UNIVERSITY													R I RHODE ISLAND COLLEGE	22												TENN GEORGE PEABODY COL TCHRS													VA COL WM & MARY MAIN CAMPUS	68			15									VA HAMPTON INSTITUT	13												VA MADISON COLLEGE	19												VA OLD DOMINION COLLEGE	5												VA RADFORD COLLEGE	54												VA STATE COL MAIN CAMPUS													W VA MORRIS HARVEY COLLEGE	5												WIS CARDINAL STRLICH COLLEGE	3												WIS CARROLL COLLEGE	2												WIS EDGEWOOD COLLEGE	22												WIS U OF WIS MILWAUKEE	59												WIS WIS STATE UNIV OSHKOSH	175												WIS WIS STATE UNIV STEVENS PNT	24												WIS WIS STATE UNIV WHITEWATER	82												ELEMENTARY EDUCATION	7,519	73,732	2,468	10,295	103	74							ALA ALABAMA A & M COLLEGE	5	43	5	23									ALA ALABAMA COLLEGE	1	50	2	2									ALA ALABAMA STATE COLLEGE	11	119	3	26									ALA ATHENS COLLEGE	9	37	4										ALA AUBURN UNIV	2	235	3	28		1							ALA BIRMINGHAM SOUTHERN COL	1	28											ALA DANIEL PAYNE COLLEGE	12	62											ALA FLORENCE STATE COLLEGE	1	69											ALA HUNTINGTON COLLEGE	1	90											ALA JACKSONVILLE STATE UNIV		69											ALA JONSON COLLEGE		18																							
N Y ADELPHI UNIVERSITY			2	15									N Y BANK STREET COL OF EDUC				22									N Y CUNY BROOKLYN COLLEGE	409			54									N Y CUNY CITY COLLEGE	97			16									N Y CUNY HUNTER COLLEGE				8									N Y CUNY LEHMAN COLLEGE			5	53									N Y CUNY OJEFENS COLLEGE	84			45									N Y CORNELL UNIV ALL CAMPUSES						1							N Y NEW YORK UNIVERSITY			2	54									N Y ST JONNS UNIVERSITY													N Y SUNY ST U BUFO MAIN CAM	45												N Y SUNY COLLEGE GENESEO	22												N C APPALACHIAN ST UNIVERSITY	93			12									N C EAST-CAROLINA U ALL CAM	193												N C LENOIR-RHYNE COLLEGE	42												N C SALEM COLLEGE	3												OHIO CAPITAL UNIVERSITY	8												OHIO KENT ST UNIV MAIN CAMPUS	108			2									OHIO UNIVERSITY OF AKRON	20												OHIO U CINCINNATI MAIN CAMPUS	108			1									PA LOCK HAVEN STATE COLLEGE	1												PA POINT PARK COLLEGE	15												PA TEMPLE UNIVERSITY													R I RHODE ISLAND COLLEGE	22												TENN GEORGE PEABODY COL TCHRS													VA COL WM & MARY MAIN CAMPUS	68			15									VA HAMPTON INSTITUT	13												VA MADISON COLLEGE	19												VA OLD DOMINION COLLEGE	5												VA RADFORD COLLEGE	54												VA STATE COL MAIN CAMPUS													W VA MORRIS HARVEY COLLEGE	5												WIS CARDINAL STRLICH COLLEGE	3												WIS CARROLL COLLEGE	2												WIS EDGEWOOD COLLEGE	22												WIS U OF WIS MILWAUKEE	59												WIS WIS STATE UNIV OSHKOSH	175												WIS WIS STATE UNIV STEVENS PNT	24												WIS WIS STATE UNIV WHITEWATER	82												ELEMENTARY EDUCATION	7,519	73,732	2,468	10,295	103	74							ALA ALABAMA A & M COLLEGE	5	43	5	23									ALA ALABAMA COLLEGE	1	50	2	2									ALA ALABAMA STATE COLLEGE	11	119	3	26									ALA ATHENS COLLEGE	9	37	4										ALA AUBURN UNIV	2	235	3	28		1							ALA BIRMINGHAM SOUTHERN COL	1	28											ALA DANIEL PAYNE COLLEGE	12	62											ALA FLORENCE STATE COLLEGE	1	69											ALA HUNTINGTON COLLEGE	1	90											ALA JACKSONVILLE STATE UNIV		69											ALA JONSON COLLEGE		18																																				
N Y BANK STREET COL OF EDUC				22									N Y CUNY BROOKLYN COLLEGE	409			54									N Y CUNY CITY COLLEGE	97			16									N Y CUNY HUNTER COLLEGE				8									N Y CUNY LEHMAN COLLEGE			5	53									N Y CUNY OJEFENS COLLEGE	84			45									N Y CORNELL UNIV ALL CAMPUSES						1							N Y NEW YORK UNIVERSITY			2	54									N Y ST JONNS UNIVERSITY													N Y SUNY ST U BUFO MAIN CAM	45												N Y SUNY COLLEGE GENESEO	22												N C APPALACHIAN ST UNIVERSITY	93			12									N C EAST-CAROLINA U ALL CAM	193												N C LENOIR-RHYNE COLLEGE	42												N C SALEM COLLEGE	3												OHIO CAPITAL UNIVERSITY	8												OHIO KENT ST UNIV MAIN CAMPUS	108			2									OHIO UNIVERSITY OF AKRON	20												OHIO U CINCINNATI MAIN CAMPUS	108			1									PA LOCK HAVEN STATE COLLEGE	1												PA POINT PARK COLLEGE	15												PA TEMPLE UNIVERSITY													R I RHODE ISLAND COLLEGE	22												TENN GEORGE PEABODY COL TCHRS													VA COL WM & MARY MAIN CAMPUS	68			15									VA HAMPTON INSTITUT	13												VA MADISON COLLEGE	19												VA OLD DOMINION COLLEGE	5												VA RADFORD COLLEGE	54												VA STATE COL MAIN CAMPUS													W VA MORRIS HARVEY COLLEGE	5												WIS CARDINAL STRLICH COLLEGE	3												WIS CARROLL COLLEGE	2												WIS EDGEWOOD COLLEGE	22												WIS U OF WIS MILWAUKEE	59												WIS WIS STATE UNIV OSHKOSH	175												WIS WIS STATE UNIV STEVENS PNT	24												WIS WIS STATE UNIV WHITEWATER	82												ELEMENTARY EDUCATION	7,519	73,732	2,468	10,295	103	74							ALA ALABAMA A & M COLLEGE	5	43	5	23									ALA ALABAMA COLLEGE	1	50	2	2									ALA ALABAMA STATE COLLEGE	11	119	3	26									ALA ATHENS COLLEGE	9	37	4										ALA AUBURN UNIV	2	235	3	28		1							ALA BIRMINGHAM SOUTHERN COL	1	28											ALA DANIEL PAYNE COLLEGE	12	62											ALA FLORENCE STATE COLLEGE	1	69											ALA HUNTINGTON COLLEGE	1	90											ALA JACKSONVILLE STATE UNIV		69											ALA JONSON COLLEGE		18																																																	
N Y CUNY BROOKLYN COLLEGE	409			54									N Y CUNY CITY COLLEGE	97			16									N Y CUNY HUNTER COLLEGE				8									N Y CUNY LEHMAN COLLEGE			5	53									N Y CUNY OJEFENS COLLEGE	84			45									N Y CORNELL UNIV ALL CAMPUSES						1							N Y NEW YORK UNIVERSITY			2	54									N Y ST JONNS UNIVERSITY													N Y SUNY ST U BUFO MAIN CAM	45												N Y SUNY COLLEGE GENESEO	22												N C APPALACHIAN ST UNIVERSITY	93			12									N C EAST-CAROLINA U ALL CAM	193												N C LENOIR-RHYNE COLLEGE	42												N C SALEM COLLEGE	3												OHIO CAPITAL UNIVERSITY	8												OHIO KENT ST UNIV MAIN CAMPUS	108			2									OHIO UNIVERSITY OF AKRON	20												OHIO U CINCINNATI MAIN CAMPUS	108			1									PA LOCK HAVEN STATE COLLEGE	1												PA POINT PARK COLLEGE	15												PA TEMPLE UNIVERSITY													R I RHODE ISLAND COLLEGE	22												TENN GEORGE PEABODY COL TCHRS													VA COL WM & MARY MAIN CAMPUS	68			15									VA HAMPTON INSTITUT	13												VA MADISON COLLEGE	19												VA OLD DOMINION COLLEGE	5												VA RADFORD COLLEGE	54												VA STATE COL MAIN CAMPUS													W VA MORRIS HARVEY COLLEGE	5												WIS CARDINAL STRLICH COLLEGE	3												WIS CARROLL COLLEGE	2												WIS EDGEWOOD COLLEGE	22												WIS U OF WIS MILWAUKEE	59												WIS WIS STATE UNIV OSHKOSH	175												WIS WIS STATE UNIV STEVENS PNT	24												WIS WIS STATE UNIV WHITEWATER	82												ELEMENTARY EDUCATION	7,519	73,732	2,468	10,295	103	74							ALA ALABAMA A & M COLLEGE	5	43	5	23									ALA ALABAMA COLLEGE	1	50	2	2									ALA ALABAMA STATE COLLEGE	11	119	3	26									ALA ATHENS COLLEGE	9	37	4										ALA AUBURN UNIV	2	235	3	28		1							ALA BIRMINGHAM SOUTHERN COL	1	28											ALA DANIEL PAYNE COLLEGE	12	62											ALA FLORENCE STATE COLLEGE	1	69											ALA HUNTINGTON COLLEGE	1	90											ALA JACKSONVILLE STATE UNIV		69											ALA JONSON COLLEGE		18																																																														
N Y CUNY CITY COLLEGE	97			16									N Y CUNY HUNTER COLLEGE				8									N Y CUNY LEHMAN COLLEGE			5	53									N Y CUNY OJEFENS COLLEGE	84			45									N Y CORNELL UNIV ALL CAMPUSES						1							N Y NEW YORK UNIVERSITY			2	54									N Y ST JONNS UNIVERSITY													N Y SUNY ST U BUFO MAIN CAM	45												N Y SUNY COLLEGE GENESEO	22												N C APPALACHIAN ST UNIVERSITY	93			12									N C EAST-CAROLINA U ALL CAM	193												N C LENOIR-RHYNE COLLEGE	42												N C SALEM COLLEGE	3												OHIO CAPITAL UNIVERSITY	8												OHIO KENT ST UNIV MAIN CAMPUS	108			2									OHIO UNIVERSITY OF AKRON	20												OHIO U CINCINNATI MAIN CAMPUS	108			1									PA LOCK HAVEN STATE COLLEGE	1												PA POINT PARK COLLEGE	15												PA TEMPLE UNIVERSITY													R I RHODE ISLAND COLLEGE	22												TENN GEORGE PEABODY COL TCHRS													VA COL WM & MARY MAIN CAMPUS	68			15									VA HAMPTON INSTITUT	13												VA MADISON COLLEGE	19												VA OLD DOMINION COLLEGE	5												VA RADFORD COLLEGE	54												VA STATE COL MAIN CAMPUS													W VA MORRIS HARVEY COLLEGE	5												WIS CARDINAL STRLICH COLLEGE	3												WIS CARROLL COLLEGE	2												WIS EDGEWOOD COLLEGE	22												WIS U OF WIS MILWAUKEE	59												WIS WIS STATE UNIV OSHKOSH	175												WIS WIS STATE UNIV STEVENS PNT	24												WIS WIS STATE UNIV WHITEWATER	82												ELEMENTARY EDUCATION	7,519	73,732	2,468	10,295	103	74							ALA ALABAMA A & M COLLEGE	5	43	5	23									ALA ALABAMA COLLEGE	1	50	2	2									ALA ALABAMA STATE COLLEGE	11	119	3	26									ALA ATHENS COLLEGE	9	37	4										ALA AUBURN UNIV	2	235	3	28		1							ALA BIRMINGHAM SOUTHERN COL	1	28											ALA DANIEL PAYNE COLLEGE	12	62											ALA FLORENCE STATE COLLEGE	1	69											ALA HUNTINGTON COLLEGE	1	90											ALA JACKSONVILLE STATE UNIV		69											ALA JONSON COLLEGE		18																																																																											
N Y CUNY HUNTER COLLEGE				8									N Y CUNY LEHMAN COLLEGE			5	53									N Y CUNY OJEFENS COLLEGE	84			45									N Y CORNELL UNIV ALL CAMPUSES						1							N Y NEW YORK UNIVERSITY			2	54									N Y ST JONNS UNIVERSITY													N Y SUNY ST U BUFO MAIN CAM	45												N Y SUNY COLLEGE GENESEO	22												N C APPALACHIAN ST UNIVERSITY	93			12									N C EAST-CAROLINA U ALL CAM	193												N C LENOIR-RHYNE COLLEGE	42												N C SALEM COLLEGE	3												OHIO CAPITAL UNIVERSITY	8												OHIO KENT ST UNIV MAIN CAMPUS	108			2									OHIO UNIVERSITY OF AKRON	20												OHIO U CINCINNATI MAIN CAMPUS	108			1									PA LOCK HAVEN STATE COLLEGE	1												PA POINT PARK COLLEGE	15												PA TEMPLE UNIVERSITY													R I RHODE ISLAND COLLEGE	22												TENN GEORGE PEABODY COL TCHRS													VA COL WM & MARY MAIN CAMPUS	68			15									VA HAMPTON INSTITUT	13												VA MADISON COLLEGE	19												VA OLD DOMINION COLLEGE	5												VA RADFORD COLLEGE	54												VA STATE COL MAIN CAMPUS													W VA MORRIS HARVEY COLLEGE	5												WIS CARDINAL STRLICH COLLEGE	3												WIS CARROLL COLLEGE	2												WIS EDGEWOOD COLLEGE	22												WIS U OF WIS MILWAUKEE	59												WIS WIS STATE UNIV OSHKOSH	175												WIS WIS STATE UNIV STEVENS PNT	24												WIS WIS STATE UNIV WHITEWATER	82												ELEMENTARY EDUCATION	7,519	73,732	2,468	10,295	103	74							ALA ALABAMA A & M COLLEGE	5	43	5	23									ALA ALABAMA COLLEGE	1	50	2	2									ALA ALABAMA STATE COLLEGE	11	119	3	26									ALA ATHENS COLLEGE	9	37	4										ALA AUBURN UNIV	2	235	3	28		1							ALA BIRMINGHAM SOUTHERN COL	1	28											ALA DANIEL PAYNE COLLEGE	12	62											ALA FLORENCE STATE COLLEGE	1	69											ALA HUNTINGTON COLLEGE	1	90											ALA JACKSONVILLE STATE UNIV		69											ALA JONSON COLLEGE		18																																																																																								
N Y CUNY LEHMAN COLLEGE			5	53									N Y CUNY OJEFENS COLLEGE	84			45									N Y CORNELL UNIV ALL CAMPUSES						1							N Y NEW YORK UNIVERSITY			2	54									N Y ST JONNS UNIVERSITY													N Y SUNY ST U BUFO MAIN CAM	45												N Y SUNY COLLEGE GENESEO	22												N C APPALACHIAN ST UNIVERSITY	93			12									N C EAST-CAROLINA U ALL CAM	193												N C LENOIR-RHYNE COLLEGE	42												N C SALEM COLLEGE	3												OHIO CAPITAL UNIVERSITY	8												OHIO KENT ST UNIV MAIN CAMPUS	108			2									OHIO UNIVERSITY OF AKRON	20												OHIO U CINCINNATI MAIN CAMPUS	108			1									PA LOCK HAVEN STATE COLLEGE	1												PA POINT PARK COLLEGE	15												PA TEMPLE UNIVERSITY													R I RHODE ISLAND COLLEGE	22												TENN GEORGE PEABODY COL TCHRS													VA COL WM & MARY MAIN CAMPUS	68			15									VA HAMPTON INSTITUT	13												VA MADISON COLLEGE	19												VA OLD DOMINION COLLEGE	5												VA RADFORD COLLEGE	54												VA STATE COL MAIN CAMPUS													W VA MORRIS HARVEY COLLEGE	5												WIS CARDINAL STRLICH COLLEGE	3												WIS CARROLL COLLEGE	2												WIS EDGEWOOD COLLEGE	22												WIS U OF WIS MILWAUKEE	59												WIS WIS STATE UNIV OSHKOSH	175												WIS WIS STATE UNIV STEVENS PNT	24												WIS WIS STATE UNIV WHITEWATER	82												ELEMENTARY EDUCATION	7,519	73,732	2,468	10,295	103	74							ALA ALABAMA A & M COLLEGE	5	43	5	23									ALA ALABAMA COLLEGE	1	50	2	2									ALA ALABAMA STATE COLLEGE	11	119	3	26									ALA ATHENS COLLEGE	9	37	4										ALA AUBURN UNIV	2	235	3	28		1							ALA BIRMINGHAM SOUTHERN COL	1	28											ALA DANIEL PAYNE COLLEGE	12	62											ALA FLORENCE STATE COLLEGE	1	69											ALA HUNTINGTON COLLEGE	1	90											ALA JACKSONVILLE STATE UNIV		69											ALA JONSON COLLEGE		18																																																																																																					
N Y CUNY OJEFENS COLLEGE	84			45									N Y CORNELL UNIV ALL CAMPUSES						1							N Y NEW YORK UNIVERSITY			2	54									N Y ST JONNS UNIVERSITY													N Y SUNY ST U BUFO MAIN CAM	45												N Y SUNY COLLEGE GENESEO	22												N C APPALACHIAN ST UNIVERSITY	93			12									N C EAST-CAROLINA U ALL CAM	193												N C LENOIR-RHYNE COLLEGE	42												N C SALEM COLLEGE	3												OHIO CAPITAL UNIVERSITY	8												OHIO KENT ST UNIV MAIN CAMPUS	108			2									OHIO UNIVERSITY OF AKRON	20												OHIO U CINCINNATI MAIN CAMPUS	108			1									PA LOCK HAVEN STATE COLLEGE	1												PA POINT PARK COLLEGE	15												PA TEMPLE UNIVERSITY													R I RHODE ISLAND COLLEGE	22												TENN GEORGE PEABODY COL TCHRS													VA COL WM & MARY MAIN CAMPUS	68			15									VA HAMPTON INSTITUT	13												VA MADISON COLLEGE	19												VA OLD DOMINION COLLEGE	5												VA RADFORD COLLEGE	54												VA STATE COL MAIN CAMPUS													W VA MORRIS HARVEY COLLEGE	5												WIS CARDINAL STRLICH COLLEGE	3												WIS CARROLL COLLEGE	2												WIS EDGEWOOD COLLEGE	22												WIS U OF WIS MILWAUKEE	59												WIS WIS STATE UNIV OSHKOSH	175												WIS WIS STATE UNIV STEVENS PNT	24												WIS WIS STATE UNIV WHITEWATER	82												ELEMENTARY EDUCATION	7,519	73,732	2,468	10,295	103	74							ALA ALABAMA A & M COLLEGE	5	43	5	23									ALA ALABAMA COLLEGE	1	50	2	2									ALA ALABAMA STATE COLLEGE	11	119	3	26									ALA ATHENS COLLEGE	9	37	4										ALA AUBURN UNIV	2	235	3	28		1							ALA BIRMINGHAM SOUTHERN COL	1	28											ALA DANIEL PAYNE COLLEGE	12	62											ALA FLORENCE STATE COLLEGE	1	69											ALA HUNTINGTON COLLEGE	1	90											ALA JACKSONVILLE STATE UNIV		69											ALA JONSON COLLEGE		18																																																																																																																		
N Y CORNELL UNIV ALL CAMPUSES						1							N Y NEW YORK UNIVERSITY			2	54									N Y ST JONNS UNIVERSITY													N Y SUNY ST U BUFO MAIN CAM	45												N Y SUNY COLLEGE GENESEO	22												N C APPALACHIAN ST UNIVERSITY	93			12									N C EAST-CAROLINA U ALL CAM	193												N C LENOIR-RHYNE COLLEGE	42												N C SALEM COLLEGE	3												OHIO CAPITAL UNIVERSITY	8												OHIO KENT ST UNIV MAIN CAMPUS	108			2									OHIO UNIVERSITY OF AKRON	20												OHIO U CINCINNATI MAIN CAMPUS	108			1									PA LOCK HAVEN STATE COLLEGE	1												PA POINT PARK COLLEGE	15												PA TEMPLE UNIVERSITY													R I RHODE ISLAND COLLEGE	22												TENN GEORGE PEABODY COL TCHRS													VA COL WM & MARY MAIN CAMPUS	68			15									VA HAMPTON INSTITUT	13												VA MADISON COLLEGE	19												VA OLD DOMINION COLLEGE	5												VA RADFORD COLLEGE	54												VA STATE COL MAIN CAMPUS													W VA MORRIS HARVEY COLLEGE	5												WIS CARDINAL STRLICH COLLEGE	3												WIS CARROLL COLLEGE	2												WIS EDGEWOOD COLLEGE	22												WIS U OF WIS MILWAUKEE	59												WIS WIS STATE UNIV OSHKOSH	175												WIS WIS STATE UNIV STEVENS PNT	24												WIS WIS STATE UNIV WHITEWATER	82												ELEMENTARY EDUCATION	7,519	73,732	2,468	10,295	103	74							ALA ALABAMA A & M COLLEGE	5	43	5	23									ALA ALABAMA COLLEGE	1	50	2	2									ALA ALABAMA STATE COLLEGE	11	119	3	26									ALA ATHENS COLLEGE	9	37	4										ALA AUBURN UNIV	2	235	3	28		1							ALA BIRMINGHAM SOUTHERN COL	1	28											ALA DANIEL PAYNE COLLEGE	12	62											ALA FLORENCE STATE COLLEGE	1	69											ALA HUNTINGTON COLLEGE	1	90											ALA JACKSONVILLE STATE UNIV		69											ALA JONSON COLLEGE		18																																																																																																																															
N Y NEW YORK UNIVERSITY			2	54									N Y ST JONNS UNIVERSITY													N Y SUNY ST U BUFO MAIN CAM	45												N Y SUNY COLLEGE GENESEO	22												N C APPALACHIAN ST UNIVERSITY	93			12									N C EAST-CAROLINA U ALL CAM	193												N C LENOIR-RHYNE COLLEGE	42												N C SALEM COLLEGE	3												OHIO CAPITAL UNIVERSITY	8												OHIO KENT ST UNIV MAIN CAMPUS	108			2									OHIO UNIVERSITY OF AKRON	20												OHIO U CINCINNATI MAIN CAMPUS	108			1									PA LOCK HAVEN STATE COLLEGE	1												PA POINT PARK COLLEGE	15												PA TEMPLE UNIVERSITY													R I RHODE ISLAND COLLEGE	22												TENN GEORGE PEABODY COL TCHRS													VA COL WM & MARY MAIN CAMPUS	68			15									VA HAMPTON INSTITUT	13												VA MADISON COLLEGE	19												VA OLD DOMINION COLLEGE	5												VA RADFORD COLLEGE	54												VA STATE COL MAIN CAMPUS													W VA MORRIS HARVEY COLLEGE	5												WIS CARDINAL STRLICH COLLEGE	3												WIS CARROLL COLLEGE	2												WIS EDGEWOOD COLLEGE	22												WIS U OF WIS MILWAUKEE	59												WIS WIS STATE UNIV OSHKOSH	175												WIS WIS STATE UNIV STEVENS PNT	24												WIS WIS STATE UNIV WHITEWATER	82												ELEMENTARY EDUCATION	7,519	73,732	2,468	10,295	103	74							ALA ALABAMA A & M COLLEGE	5	43	5	23									ALA ALABAMA COLLEGE	1	50	2	2									ALA ALABAMA STATE COLLEGE	11	119	3	26									ALA ATHENS COLLEGE	9	37	4										ALA AUBURN UNIV	2	235	3	28		1							ALA BIRMINGHAM SOUTHERN COL	1	28											ALA DANIEL PAYNE COLLEGE	12	62											ALA FLORENCE STATE COLLEGE	1	69											ALA HUNTINGTON COLLEGE	1	90											ALA JACKSONVILLE STATE UNIV		69											ALA JONSON COLLEGE		18																																																																																																																																												
N Y ST JONNS UNIVERSITY													N Y SUNY ST U BUFO MAIN CAM	45												N Y SUNY COLLEGE GENESEO	22												N C APPALACHIAN ST UNIVERSITY	93			12									N C EAST-CAROLINA U ALL CAM	193												N C LENOIR-RHYNE COLLEGE	42												N C SALEM COLLEGE	3												OHIO CAPITAL UNIVERSITY	8												OHIO KENT ST UNIV MAIN CAMPUS	108			2									OHIO UNIVERSITY OF AKRON	20												OHIO U CINCINNATI MAIN CAMPUS	108			1									PA LOCK HAVEN STATE COLLEGE	1												PA POINT PARK COLLEGE	15												PA TEMPLE UNIVERSITY													R I RHODE ISLAND COLLEGE	22												TENN GEORGE PEABODY COL TCHRS													VA COL WM & MARY MAIN CAMPUS	68			15									VA HAMPTON INSTITUT	13												VA MADISON COLLEGE	19												VA OLD DOMINION COLLEGE	5												VA RADFORD COLLEGE	54												VA STATE COL MAIN CAMPUS													W VA MORRIS HARVEY COLLEGE	5												WIS CARDINAL STRLICH COLLEGE	3												WIS CARROLL COLLEGE	2												WIS EDGEWOOD COLLEGE	22												WIS U OF WIS MILWAUKEE	59												WIS WIS STATE UNIV OSHKOSH	175												WIS WIS STATE UNIV STEVENS PNT	24												WIS WIS STATE UNIV WHITEWATER	82												ELEMENTARY EDUCATION	7,519	73,732	2,468	10,295	103	74							ALA ALABAMA A & M COLLEGE	5	43	5	23									ALA ALABAMA COLLEGE	1	50	2	2									ALA ALABAMA STATE COLLEGE	11	119	3	26									ALA ATHENS COLLEGE	9	37	4										ALA AUBURN UNIV	2	235	3	28		1							ALA BIRMINGHAM SOUTHERN COL	1	28											ALA DANIEL PAYNE COLLEGE	12	62											ALA FLORENCE STATE COLLEGE	1	69											ALA HUNTINGTON COLLEGE	1	90											ALA JACKSONVILLE STATE UNIV		69											ALA JONSON COLLEGE		18																																																																																																																																																									
N Y SUNY ST U BUFO MAIN CAM	45												N Y SUNY COLLEGE GENESEO	22												N C APPALACHIAN ST UNIVERSITY	93			12									N C EAST-CAROLINA U ALL CAM	193												N C LENOIR-RHYNE COLLEGE	42												N C SALEM COLLEGE	3												OHIO CAPITAL UNIVERSITY	8												OHIO KENT ST UNIV MAIN CAMPUS	108			2									OHIO UNIVERSITY OF AKRON	20												OHIO U CINCINNATI MAIN CAMPUS	108			1									PA LOCK HAVEN STATE COLLEGE	1												PA POINT PARK COLLEGE	15												PA TEMPLE UNIVERSITY													R I RHODE ISLAND COLLEGE	22												TENN GEORGE PEABODY COL TCHRS													VA COL WM & MARY MAIN CAMPUS	68			15									VA HAMPTON INSTITUT	13												VA MADISON COLLEGE	19												VA OLD DOMINION COLLEGE	5												VA RADFORD COLLEGE	54												VA STATE COL MAIN CAMPUS													W VA MORRIS HARVEY COLLEGE	5												WIS CARDINAL STRLICH COLLEGE	3												WIS CARROLL COLLEGE	2												WIS EDGEWOOD COLLEGE	22												WIS U OF WIS MILWAUKEE	59												WIS WIS STATE UNIV OSHKOSH	175												WIS WIS STATE UNIV STEVENS PNT	24												WIS WIS STATE UNIV WHITEWATER	82												ELEMENTARY EDUCATION	7,519	73,732	2,468	10,295	103	74							ALA ALABAMA A & M COLLEGE	5	43	5	23									ALA ALABAMA COLLEGE	1	50	2	2									ALA ALABAMA STATE COLLEGE	11	119	3	26									ALA ATHENS COLLEGE	9	37	4										ALA AUBURN UNIV	2	235	3	28		1							ALA BIRMINGHAM SOUTHERN COL	1	28											ALA DANIEL PAYNE COLLEGE	12	62											ALA FLORENCE STATE COLLEGE	1	69											ALA HUNTINGTON COLLEGE	1	90											ALA JACKSONVILLE STATE UNIV		69											ALA JONSON COLLEGE		18																																																																																																																																																																						
N Y SUNY COLLEGE GENESEO	22												N C APPALACHIAN ST UNIVERSITY	93			12									N C EAST-CAROLINA U ALL CAM	193												N C LENOIR-RHYNE COLLEGE	42												N C SALEM COLLEGE	3												OHIO CAPITAL UNIVERSITY	8												OHIO KENT ST UNIV MAIN CAMPUS	108			2									OHIO UNIVERSITY OF AKRON	20												OHIO U CINCINNATI MAIN CAMPUS	108			1									PA LOCK HAVEN STATE COLLEGE	1												PA POINT PARK COLLEGE	15												PA TEMPLE UNIVERSITY													R I RHODE ISLAND COLLEGE	22												TENN GEORGE PEABODY COL TCHRS													VA COL WM & MARY MAIN CAMPUS	68			15									VA HAMPTON INSTITUT	13												VA MADISON COLLEGE	19												VA OLD DOMINION COLLEGE	5												VA RADFORD COLLEGE	54												VA STATE COL MAIN CAMPUS													W VA MORRIS HARVEY COLLEGE	5												WIS CARDINAL STRLICH COLLEGE	3												WIS CARROLL COLLEGE	2												WIS EDGEWOOD COLLEGE	22												WIS U OF WIS MILWAUKEE	59												WIS WIS STATE UNIV OSHKOSH	175												WIS WIS STATE UNIV STEVENS PNT	24												WIS WIS STATE UNIV WHITEWATER	82												ELEMENTARY EDUCATION	7,519	73,732	2,468	10,295	103	74							ALA ALABAMA A & M COLLEGE	5	43	5	23									ALA ALABAMA COLLEGE	1	50	2	2									ALA ALABAMA STATE COLLEGE	11	119	3	26									ALA ATHENS COLLEGE	9	37	4										ALA AUBURN UNIV	2	235	3	28		1							ALA BIRMINGHAM SOUTHERN COL	1	28											ALA DANIEL PAYNE COLLEGE	12	62											ALA FLORENCE STATE COLLEGE	1	69											ALA HUNTINGTON COLLEGE	1	90											ALA JACKSONVILLE STATE UNIV		69											ALA JONSON COLLEGE		18																																																																																																																																																																																			
N C APPALACHIAN ST UNIVERSITY	93			12									N C EAST-CAROLINA U ALL CAM	193												N C LENOIR-RHYNE COLLEGE	42												N C SALEM COLLEGE	3												OHIO CAPITAL UNIVERSITY	8												OHIO KENT ST UNIV MAIN CAMPUS	108			2									OHIO UNIVERSITY OF AKRON	20												OHIO U CINCINNATI MAIN CAMPUS	108			1									PA LOCK HAVEN STATE COLLEGE	1												PA POINT PARK COLLEGE	15												PA TEMPLE UNIVERSITY													R I RHODE ISLAND COLLEGE	22												TENN GEORGE PEABODY COL TCHRS													VA COL WM & MARY MAIN CAMPUS	68			15									VA HAMPTON INSTITUT	13												VA MADISON COLLEGE	19												VA OLD DOMINION COLLEGE	5												VA RADFORD COLLEGE	54												VA STATE COL MAIN CAMPUS													W VA MORRIS HARVEY COLLEGE	5												WIS CARDINAL STRLICH COLLEGE	3												WIS CARROLL COLLEGE	2												WIS EDGEWOOD COLLEGE	22												WIS U OF WIS MILWAUKEE	59												WIS WIS STATE UNIV OSHKOSH	175												WIS WIS STATE UNIV STEVENS PNT	24												WIS WIS STATE UNIV WHITEWATER	82												ELEMENTARY EDUCATION	7,519	73,732	2,468	10,295	103	74							ALA ALABAMA A & M COLLEGE	5	43	5	23									ALA ALABAMA COLLEGE	1	50	2	2									ALA ALABAMA STATE COLLEGE	11	119	3	26									ALA ATHENS COLLEGE	9	37	4										ALA AUBURN UNIV	2	235	3	28		1							ALA BIRMINGHAM SOUTHERN COL	1	28											ALA DANIEL PAYNE COLLEGE	12	62											ALA FLORENCE STATE COLLEGE	1	69											ALA HUNTINGTON COLLEGE	1	90											ALA JACKSONVILLE STATE UNIV		69											ALA JONSON COLLEGE		18																																																																																																																																																																																																
N C EAST-CAROLINA U ALL CAM	193												N C LENOIR-RHYNE COLLEGE	42												N C SALEM COLLEGE	3												OHIO CAPITAL UNIVERSITY	8												OHIO KENT ST UNIV MAIN CAMPUS	108			2									OHIO UNIVERSITY OF AKRON	20												OHIO U CINCINNATI MAIN CAMPUS	108			1									PA LOCK HAVEN STATE COLLEGE	1												PA POINT PARK COLLEGE	15												PA TEMPLE UNIVERSITY													R I RHODE ISLAND COLLEGE	22												TENN GEORGE PEABODY COL TCHRS													VA COL WM & MARY MAIN CAMPUS	68			15									VA HAMPTON INSTITUT	13												VA MADISON COLLEGE	19												VA OLD DOMINION COLLEGE	5												VA RADFORD COLLEGE	54												VA STATE COL MAIN CAMPUS													W VA MORRIS HARVEY COLLEGE	5												WIS CARDINAL STRLICH COLLEGE	3												WIS CARROLL COLLEGE	2												WIS EDGEWOOD COLLEGE	22												WIS U OF WIS MILWAUKEE	59												WIS WIS STATE UNIV OSHKOSH	175												WIS WIS STATE UNIV STEVENS PNT	24												WIS WIS STATE UNIV WHITEWATER	82												ELEMENTARY EDUCATION	7,519	73,732	2,468	10,295	103	74							ALA ALABAMA A & M COLLEGE	5	43	5	23									ALA ALABAMA COLLEGE	1	50	2	2									ALA ALABAMA STATE COLLEGE	11	119	3	26									ALA ATHENS COLLEGE	9	37	4										ALA AUBURN UNIV	2	235	3	28		1							ALA BIRMINGHAM SOUTHERN COL	1	28											ALA DANIEL PAYNE COLLEGE	12	62											ALA FLORENCE STATE COLLEGE	1	69											ALA HUNTINGTON COLLEGE	1	90											ALA JACKSONVILLE STATE UNIV		69											ALA JONSON COLLEGE		18																																																																																																																																																																																																													
N C LENOIR-RHYNE COLLEGE	42												N C SALEM COLLEGE	3												OHIO CAPITAL UNIVERSITY	8												OHIO KENT ST UNIV MAIN CAMPUS	108			2									OHIO UNIVERSITY OF AKRON	20												OHIO U CINCINNATI MAIN CAMPUS	108			1									PA LOCK HAVEN STATE COLLEGE	1												PA POINT PARK COLLEGE	15												PA TEMPLE UNIVERSITY													R I RHODE ISLAND COLLEGE	22												TENN GEORGE PEABODY COL TCHRS													VA COL WM & MARY MAIN CAMPUS	68			15									VA HAMPTON INSTITUT	13												VA MADISON COLLEGE	19												VA OLD DOMINION COLLEGE	5												VA RADFORD COLLEGE	54												VA STATE COL MAIN CAMPUS													W VA MORRIS HARVEY COLLEGE	5												WIS CARDINAL STRLICH COLLEGE	3												WIS CARROLL COLLEGE	2												WIS EDGEWOOD COLLEGE	22												WIS U OF WIS MILWAUKEE	59												WIS WIS STATE UNIV OSHKOSH	175												WIS WIS STATE UNIV STEVENS PNT	24												WIS WIS STATE UNIV WHITEWATER	82												ELEMENTARY EDUCATION	7,519	73,732	2,468	10,295	103	74							ALA ALABAMA A & M COLLEGE	5	43	5	23									ALA ALABAMA COLLEGE	1	50	2	2									ALA ALABAMA STATE COLLEGE	11	119	3	26									ALA ATHENS COLLEGE	9	37	4										ALA AUBURN UNIV	2	235	3	28		1							ALA BIRMINGHAM SOUTHERN COL	1	28											ALA DANIEL PAYNE COLLEGE	12	62											ALA FLORENCE STATE COLLEGE	1	69											ALA HUNTINGTON COLLEGE	1	90											ALA JACKSONVILLE STATE UNIV		69											ALA JONSON COLLEGE		18																																																																																																																																																																																																																										
N C SALEM COLLEGE	3												OHIO CAPITAL UNIVERSITY	8												OHIO KENT ST UNIV MAIN CAMPUS	108			2									OHIO UNIVERSITY OF AKRON	20												OHIO U CINCINNATI MAIN CAMPUS	108			1									PA LOCK HAVEN STATE COLLEGE	1												PA POINT PARK COLLEGE	15												PA TEMPLE UNIVERSITY													R I RHODE ISLAND COLLEGE	22												TENN GEORGE PEABODY COL TCHRS													VA COL WM & MARY MAIN CAMPUS	68			15									VA HAMPTON INSTITUT	13												VA MADISON COLLEGE	19												VA OLD DOMINION COLLEGE	5												VA RADFORD COLLEGE	54												VA STATE COL MAIN CAMPUS													W VA MORRIS HARVEY COLLEGE	5												WIS CARDINAL STRLICH COLLEGE	3												WIS CARROLL COLLEGE	2												WIS EDGEWOOD COLLEGE	22												WIS U OF WIS MILWAUKEE	59												WIS WIS STATE UNIV OSHKOSH	175												WIS WIS STATE UNIV STEVENS PNT	24												WIS WIS STATE UNIV WHITEWATER	82												ELEMENTARY EDUCATION	7,519	73,732	2,468	10,295	103	74							ALA ALABAMA A & M COLLEGE	5	43	5	23									ALA ALABAMA COLLEGE	1	50	2	2									ALA ALABAMA STATE COLLEGE	11	119	3	26									ALA ATHENS COLLEGE	9	37	4										ALA AUBURN UNIV	2	235	3	28		1							ALA BIRMINGHAM SOUTHERN COL	1	28											ALA DANIEL PAYNE COLLEGE	12	62											ALA FLORENCE STATE COLLEGE	1	69											ALA HUNTINGTON COLLEGE	1	90											ALA JACKSONVILLE STATE UNIV		69											ALA JONSON COLLEGE		18																																																																																																																																																																																																																																							
OHIO CAPITAL UNIVERSITY	8												OHIO KENT ST UNIV MAIN CAMPUS	108			2									OHIO UNIVERSITY OF AKRON	20												OHIO U CINCINNATI MAIN CAMPUS	108			1									PA LOCK HAVEN STATE COLLEGE	1												PA POINT PARK COLLEGE	15												PA TEMPLE UNIVERSITY													R I RHODE ISLAND COLLEGE	22												TENN GEORGE PEABODY COL TCHRS													VA COL WM & MARY MAIN CAMPUS	68			15									VA HAMPTON INSTITUT	13												VA MADISON COLLEGE	19												VA OLD DOMINION COLLEGE	5												VA RADFORD COLLEGE	54												VA STATE COL MAIN CAMPUS													W VA MORRIS HARVEY COLLEGE	5												WIS CARDINAL STRLICH COLLEGE	3												WIS CARROLL COLLEGE	2												WIS EDGEWOOD COLLEGE	22												WIS U OF WIS MILWAUKEE	59												WIS WIS STATE UNIV OSHKOSH	175												WIS WIS STATE UNIV STEVENS PNT	24												WIS WIS STATE UNIV WHITEWATER	82												ELEMENTARY EDUCATION	7,519	73,732	2,468	10,295	103	74							ALA ALABAMA A & M COLLEGE	5	43	5	23									ALA ALABAMA COLLEGE	1	50	2	2									ALA ALABAMA STATE COLLEGE	11	119	3	26									ALA ATHENS COLLEGE	9	37	4										ALA AUBURN UNIV	2	235	3	28		1							ALA BIRMINGHAM SOUTHERN COL	1	28											ALA DANIEL PAYNE COLLEGE	12	62											ALA FLORENCE STATE COLLEGE	1	69											ALA HUNTINGTON COLLEGE	1	90											ALA JACKSONVILLE STATE UNIV		69											ALA JONSON COLLEGE		18																																																																																																																																																																																																																																																				
OHIO KENT ST UNIV MAIN CAMPUS	108			2									OHIO UNIVERSITY OF AKRON	20												OHIO U CINCINNATI MAIN CAMPUS	108			1									PA LOCK HAVEN STATE COLLEGE	1												PA POINT PARK COLLEGE	15												PA TEMPLE UNIVERSITY													R I RHODE ISLAND COLLEGE	22												TENN GEORGE PEABODY COL TCHRS													VA COL WM & MARY MAIN CAMPUS	68			15									VA HAMPTON INSTITUT	13												VA MADISON COLLEGE	19												VA OLD DOMINION COLLEGE	5												VA RADFORD COLLEGE	54												VA STATE COL MAIN CAMPUS													W VA MORRIS HARVEY COLLEGE	5												WIS CARDINAL STRLICH COLLEGE	3												WIS CARROLL COLLEGE	2												WIS EDGEWOOD COLLEGE	22												WIS U OF WIS MILWAUKEE	59												WIS WIS STATE UNIV OSHKOSH	175												WIS WIS STATE UNIV STEVENS PNT	24												WIS WIS STATE UNIV WHITEWATER	82												ELEMENTARY EDUCATION	7,519	73,732	2,468	10,295	103	74							ALA ALABAMA A & M COLLEGE	5	43	5	23									ALA ALABAMA COLLEGE	1	50	2	2									ALA ALABAMA STATE COLLEGE	11	119	3	26									ALA ATHENS COLLEGE	9	37	4										ALA AUBURN UNIV	2	235	3	28		1							ALA BIRMINGHAM SOUTHERN COL	1	28											ALA DANIEL PAYNE COLLEGE	12	62											ALA FLORENCE STATE COLLEGE	1	69											ALA HUNTINGTON COLLEGE	1	90											ALA JACKSONVILLE STATE UNIV		69											ALA JONSON COLLEGE		18																																																																																																																																																																																																																																																																	
OHIO UNIVERSITY OF AKRON	20												OHIO U CINCINNATI MAIN CAMPUS	108			1									PA LOCK HAVEN STATE COLLEGE	1												PA POINT PARK COLLEGE	15												PA TEMPLE UNIVERSITY													R I RHODE ISLAND COLLEGE	22												TENN GEORGE PEABODY COL TCHRS													VA COL WM & MARY MAIN CAMPUS	68			15									VA HAMPTON INSTITUT	13												VA MADISON COLLEGE	19												VA OLD DOMINION COLLEGE	5												VA RADFORD COLLEGE	54												VA STATE COL MAIN CAMPUS													W VA MORRIS HARVEY COLLEGE	5												WIS CARDINAL STRLICH COLLEGE	3												WIS CARROLL COLLEGE	2												WIS EDGEWOOD COLLEGE	22												WIS U OF WIS MILWAUKEE	59												WIS WIS STATE UNIV OSHKOSH	175												WIS WIS STATE UNIV STEVENS PNT	24												WIS WIS STATE UNIV WHITEWATER	82												ELEMENTARY EDUCATION	7,519	73,732	2,468	10,295	103	74							ALA ALABAMA A & M COLLEGE	5	43	5	23									ALA ALABAMA COLLEGE	1	50	2	2									ALA ALABAMA STATE COLLEGE	11	119	3	26									ALA ATHENS COLLEGE	9	37	4										ALA AUBURN UNIV	2	235	3	28		1							ALA BIRMINGHAM SOUTHERN COL	1	28											ALA DANIEL PAYNE COLLEGE	12	62											ALA FLORENCE STATE COLLEGE	1	69											ALA HUNTINGTON COLLEGE	1	90											ALA JACKSONVILLE STATE UNIV		69											ALA JONSON COLLEGE		18																																																																																																																																																																																																																																																																														
OHIO U CINCINNATI MAIN CAMPUS	108			1									PA LOCK HAVEN STATE COLLEGE	1												PA POINT PARK COLLEGE	15												PA TEMPLE UNIVERSITY													R I RHODE ISLAND COLLEGE	22												TENN GEORGE PEABODY COL TCHRS													VA COL WM & MARY MAIN CAMPUS	68			15									VA HAMPTON INSTITUT	13												VA MADISON COLLEGE	19												VA OLD DOMINION COLLEGE	5												VA RADFORD COLLEGE	54												VA STATE COL MAIN CAMPUS													W VA MORRIS HARVEY COLLEGE	5												WIS CARDINAL STRLICH COLLEGE	3												WIS CARROLL COLLEGE	2												WIS EDGEWOOD COLLEGE	22												WIS U OF WIS MILWAUKEE	59												WIS WIS STATE UNIV OSHKOSH	175												WIS WIS STATE UNIV STEVENS PNT	24												WIS WIS STATE UNIV WHITEWATER	82												ELEMENTARY EDUCATION	7,519	73,732	2,468	10,295	103	74							ALA ALABAMA A & M COLLEGE	5	43	5	23									ALA ALABAMA COLLEGE	1	50	2	2									ALA ALABAMA STATE COLLEGE	11	119	3	26									ALA ATHENS COLLEGE	9	37	4										ALA AUBURN UNIV	2	235	3	28		1							ALA BIRMINGHAM SOUTHERN COL	1	28											ALA DANIEL PAYNE COLLEGE	12	62											ALA FLORENCE STATE COLLEGE	1	69											ALA HUNTINGTON COLLEGE	1	90											ALA JACKSONVILLE STATE UNIV		69											ALA JONSON COLLEGE		18																																																																																																																																																																																																																																																																																											
PA LOCK HAVEN STATE COLLEGE	1												PA POINT PARK COLLEGE	15												PA TEMPLE UNIVERSITY													R I RHODE ISLAND COLLEGE	22												TENN GEORGE PEABODY COL TCHRS													VA COL WM & MARY MAIN CAMPUS	68			15									VA HAMPTON INSTITUT	13												VA MADISON COLLEGE	19												VA OLD DOMINION COLLEGE	5												VA RADFORD COLLEGE	54												VA STATE COL MAIN CAMPUS													W VA MORRIS HARVEY COLLEGE	5												WIS CARDINAL STRLICH COLLEGE	3												WIS CARROLL COLLEGE	2												WIS EDGEWOOD COLLEGE	22												WIS U OF WIS MILWAUKEE	59												WIS WIS STATE UNIV OSHKOSH	175												WIS WIS STATE UNIV STEVENS PNT	24												WIS WIS STATE UNIV WHITEWATER	82												ELEMENTARY EDUCATION	7,519	73,732	2,468	10,295	103	74							ALA ALABAMA A & M COLLEGE	5	43	5	23									ALA ALABAMA COLLEGE	1	50	2	2									ALA ALABAMA STATE COLLEGE	11	119	3	26									ALA ATHENS COLLEGE	9	37	4										ALA AUBURN UNIV	2	235	3	28		1							ALA BIRMINGHAM SOUTHERN COL	1	28											ALA DANIEL PAYNE COLLEGE	12	62											ALA FLORENCE STATE COLLEGE	1	69											ALA HUNTINGTON COLLEGE	1	90											ALA JACKSONVILLE STATE UNIV		69											ALA JONSON COLLEGE		18																																																																																																																																																																																																																																																																																																								
PA POINT PARK COLLEGE	15												PA TEMPLE UNIVERSITY													R I RHODE ISLAND COLLEGE	22												TENN GEORGE PEABODY COL TCHRS													VA COL WM & MARY MAIN CAMPUS	68			15									VA HAMPTON INSTITUT	13												VA MADISON COLLEGE	19												VA OLD DOMINION COLLEGE	5												VA RADFORD COLLEGE	54												VA STATE COL MAIN CAMPUS													W VA MORRIS HARVEY COLLEGE	5												WIS CARDINAL STRLICH COLLEGE	3												WIS CARROLL COLLEGE	2												WIS EDGEWOOD COLLEGE	22												WIS U OF WIS MILWAUKEE	59												WIS WIS STATE UNIV OSHKOSH	175												WIS WIS STATE UNIV STEVENS PNT	24												WIS WIS STATE UNIV WHITEWATER	82												ELEMENTARY EDUCATION	7,519	73,732	2,468	10,295	103	74							ALA ALABAMA A & M COLLEGE	5	43	5	23									ALA ALABAMA COLLEGE	1	50	2	2									ALA ALABAMA STATE COLLEGE	11	119	3	26									ALA ATHENS COLLEGE	9	37	4										ALA AUBURN UNIV	2	235	3	28		1							ALA BIRMINGHAM SOUTHERN COL	1	28											ALA DANIEL PAYNE COLLEGE	12	62											ALA FLORENCE STATE COLLEGE	1	69											ALA HUNTINGTON COLLEGE	1	90											ALA JACKSONVILLE STATE UNIV		69											ALA JONSON COLLEGE		18																																																																																																																																																																																																																																																																																																																					
PA TEMPLE UNIVERSITY													R I RHODE ISLAND COLLEGE	22												TENN GEORGE PEABODY COL TCHRS													VA COL WM & MARY MAIN CAMPUS	68			15									VA HAMPTON INSTITUT	13												VA MADISON COLLEGE	19												VA OLD DOMINION COLLEGE	5												VA RADFORD COLLEGE	54												VA STATE COL MAIN CAMPUS													W VA MORRIS HARVEY COLLEGE	5												WIS CARDINAL STRLICH COLLEGE	3												WIS CARROLL COLLEGE	2												WIS EDGEWOOD COLLEGE	22												WIS U OF WIS MILWAUKEE	59												WIS WIS STATE UNIV OSHKOSH	175												WIS WIS STATE UNIV STEVENS PNT	24												WIS WIS STATE UNIV WHITEWATER	82												ELEMENTARY EDUCATION	7,519	73,732	2,468	10,295	103	74							ALA ALABAMA A & M COLLEGE	5	43	5	23									ALA ALABAMA COLLEGE	1	50	2	2									ALA ALABAMA STATE COLLEGE	11	119	3	26									ALA ATHENS COLLEGE	9	37	4										ALA AUBURN UNIV	2	235	3	28		1							ALA BIRMINGHAM SOUTHERN COL	1	28											ALA DANIEL PAYNE COLLEGE	12	62											ALA FLORENCE STATE COLLEGE	1	69											ALA HUNTINGTON COLLEGE	1	90											ALA JACKSONVILLE STATE UNIV		69											ALA JONSON COLLEGE		18																																																																																																																																																																																																																																																																																																																																		
R I RHODE ISLAND COLLEGE	22												TENN GEORGE PEABODY COL TCHRS													VA COL WM & MARY MAIN CAMPUS	68			15									VA HAMPTON INSTITUT	13												VA MADISON COLLEGE	19												VA OLD DOMINION COLLEGE	5												VA RADFORD COLLEGE	54												VA STATE COL MAIN CAMPUS													W VA MORRIS HARVEY COLLEGE	5												WIS CARDINAL STRLICH COLLEGE	3												WIS CARROLL COLLEGE	2												WIS EDGEWOOD COLLEGE	22												WIS U OF WIS MILWAUKEE	59												WIS WIS STATE UNIV OSHKOSH	175												WIS WIS STATE UNIV STEVENS PNT	24												WIS WIS STATE UNIV WHITEWATER	82												ELEMENTARY EDUCATION	7,519	73,732	2,468	10,295	103	74							ALA ALABAMA A & M COLLEGE	5	43	5	23									ALA ALABAMA COLLEGE	1	50	2	2									ALA ALABAMA STATE COLLEGE	11	119	3	26									ALA ATHENS COLLEGE	9	37	4										ALA AUBURN UNIV	2	235	3	28		1							ALA BIRMINGHAM SOUTHERN COL	1	28											ALA DANIEL PAYNE COLLEGE	12	62											ALA FLORENCE STATE COLLEGE	1	69											ALA HUNTINGTON COLLEGE	1	90											ALA JACKSONVILLE STATE UNIV		69											ALA JONSON COLLEGE		18																																																																																																																																																																																																																																																																																																																																															
TENN GEORGE PEABODY COL TCHRS													VA COL WM & MARY MAIN CAMPUS	68			15									VA HAMPTON INSTITUT	13												VA MADISON COLLEGE	19												VA OLD DOMINION COLLEGE	5												VA RADFORD COLLEGE	54												VA STATE COL MAIN CAMPUS													W VA MORRIS HARVEY COLLEGE	5												WIS CARDINAL STRLICH COLLEGE	3												WIS CARROLL COLLEGE	2												WIS EDGEWOOD COLLEGE	22												WIS U OF WIS MILWAUKEE	59												WIS WIS STATE UNIV OSHKOSH	175												WIS WIS STATE UNIV STEVENS PNT	24												WIS WIS STATE UNIV WHITEWATER	82												ELEMENTARY EDUCATION	7,519	73,732	2,468	10,295	103	74							ALA ALABAMA A & M COLLEGE	5	43	5	23									ALA ALABAMA COLLEGE	1	50	2	2									ALA ALABAMA STATE COLLEGE	11	119	3	26									ALA ATHENS COLLEGE	9	37	4										ALA AUBURN UNIV	2	235	3	28		1							ALA BIRMINGHAM SOUTHERN COL	1	28											ALA DANIEL PAYNE COLLEGE	12	62											ALA FLORENCE STATE COLLEGE	1	69											ALA HUNTINGTON COLLEGE	1	90											ALA JACKSONVILLE STATE UNIV		69											ALA JONSON COLLEGE		18																																																																																																																																																																																																																																																																																																																																																												
VA COL WM & MARY MAIN CAMPUS	68			15									VA HAMPTON INSTITUT	13												VA MADISON COLLEGE	19												VA OLD DOMINION COLLEGE	5												VA RADFORD COLLEGE	54												VA STATE COL MAIN CAMPUS													W VA MORRIS HARVEY COLLEGE	5												WIS CARDINAL STRLICH COLLEGE	3												WIS CARROLL COLLEGE	2												WIS EDGEWOOD COLLEGE	22												WIS U OF WIS MILWAUKEE	59												WIS WIS STATE UNIV OSHKOSH	175												WIS WIS STATE UNIV STEVENS PNT	24												WIS WIS STATE UNIV WHITEWATER	82												ELEMENTARY EDUCATION	7,519	73,732	2,468	10,295	103	74							ALA ALABAMA A & M COLLEGE	5	43	5	23									ALA ALABAMA COLLEGE	1	50	2	2									ALA ALABAMA STATE COLLEGE	11	119	3	26									ALA ATHENS COLLEGE	9	37	4										ALA AUBURN UNIV	2	235	3	28		1							ALA BIRMINGHAM SOUTHERN COL	1	28											ALA DANIEL PAYNE COLLEGE	12	62											ALA FLORENCE STATE COLLEGE	1	69											ALA HUNTINGTON COLLEGE	1	90											ALA JACKSONVILLE STATE UNIV		69											ALA JONSON COLLEGE		18																																																																																																																																																																																																																																																																																																																																																																									
VA HAMPTON INSTITUT	13												VA MADISON COLLEGE	19												VA OLD DOMINION COLLEGE	5												VA RADFORD COLLEGE	54												VA STATE COL MAIN CAMPUS													W VA MORRIS HARVEY COLLEGE	5												WIS CARDINAL STRLICH COLLEGE	3												WIS CARROLL COLLEGE	2												WIS EDGEWOOD COLLEGE	22												WIS U OF WIS MILWAUKEE	59												WIS WIS STATE UNIV OSHKOSH	175												WIS WIS STATE UNIV STEVENS PNT	24												WIS WIS STATE UNIV WHITEWATER	82												ELEMENTARY EDUCATION	7,519	73,732	2,468	10,295	103	74							ALA ALABAMA A & M COLLEGE	5	43	5	23									ALA ALABAMA COLLEGE	1	50	2	2									ALA ALABAMA STATE COLLEGE	11	119	3	26									ALA ATHENS COLLEGE	9	37	4										ALA AUBURN UNIV	2	235	3	28		1							ALA BIRMINGHAM SOUTHERN COL	1	28											ALA DANIEL PAYNE COLLEGE	12	62											ALA FLORENCE STATE COLLEGE	1	69											ALA HUNTINGTON COLLEGE	1	90											ALA JACKSONVILLE STATE UNIV		69											ALA JONSON COLLEGE		18																																																																																																																																																																																																																																																																																																																																																																																						
VA MADISON COLLEGE	19												VA OLD DOMINION COLLEGE	5												VA RADFORD COLLEGE	54												VA STATE COL MAIN CAMPUS													W VA MORRIS HARVEY COLLEGE	5												WIS CARDINAL STRLICH COLLEGE	3												WIS CARROLL COLLEGE	2												WIS EDGEWOOD COLLEGE	22												WIS U OF WIS MILWAUKEE	59												WIS WIS STATE UNIV OSHKOSH	175												WIS WIS STATE UNIV STEVENS PNT	24												WIS WIS STATE UNIV WHITEWATER	82												ELEMENTARY EDUCATION	7,519	73,732	2,468	10,295	103	74							ALA ALABAMA A & M COLLEGE	5	43	5	23									ALA ALABAMA COLLEGE	1	50	2	2									ALA ALABAMA STATE COLLEGE	11	119	3	26									ALA ATHENS COLLEGE	9	37	4										ALA AUBURN UNIV	2	235	3	28		1							ALA BIRMINGHAM SOUTHERN COL	1	28											ALA DANIEL PAYNE COLLEGE	12	62											ALA FLORENCE STATE COLLEGE	1	69											ALA HUNTINGTON COLLEGE	1	90											ALA JACKSONVILLE STATE UNIV		69											ALA JONSON COLLEGE		18																																																																																																																																																																																																																																																																																																																																																																																																			
VA OLD DOMINION COLLEGE	5												VA RADFORD COLLEGE	54												VA STATE COL MAIN CAMPUS													W VA MORRIS HARVEY COLLEGE	5												WIS CARDINAL STRLICH COLLEGE	3												WIS CARROLL COLLEGE	2												WIS EDGEWOOD COLLEGE	22												WIS U OF WIS MILWAUKEE	59												WIS WIS STATE UNIV OSHKOSH	175												WIS WIS STATE UNIV STEVENS PNT	24												WIS WIS STATE UNIV WHITEWATER	82												ELEMENTARY EDUCATION	7,519	73,732	2,468	10,295	103	74							ALA ALABAMA A & M COLLEGE	5	43	5	23									ALA ALABAMA COLLEGE	1	50	2	2									ALA ALABAMA STATE COLLEGE	11	119	3	26									ALA ATHENS COLLEGE	9	37	4										ALA AUBURN UNIV	2	235	3	28		1							ALA BIRMINGHAM SOUTHERN COL	1	28											ALA DANIEL PAYNE COLLEGE	12	62											ALA FLORENCE STATE COLLEGE	1	69											ALA HUNTINGTON COLLEGE	1	90											ALA JACKSONVILLE STATE UNIV		69											ALA JONSON COLLEGE		18																																																																																																																																																																																																																																																																																																																																																																																																																
VA RADFORD COLLEGE	54												VA STATE COL MAIN CAMPUS													W VA MORRIS HARVEY COLLEGE	5												WIS CARDINAL STRLICH COLLEGE	3												WIS CARROLL COLLEGE	2												WIS EDGEWOOD COLLEGE	22												WIS U OF WIS MILWAUKEE	59												WIS WIS STATE UNIV OSHKOSH	175												WIS WIS STATE UNIV STEVENS PNT	24												WIS WIS STATE UNIV WHITEWATER	82												ELEMENTARY EDUCATION	7,519	73,732	2,468	10,295	103	74							ALA ALABAMA A & M COLLEGE	5	43	5	23									ALA ALABAMA COLLEGE	1	50	2	2									ALA ALABAMA STATE COLLEGE	11	119	3	26									ALA ATHENS COLLEGE	9	37	4										ALA AUBURN UNIV	2	235	3	28		1							ALA BIRMINGHAM SOUTHERN COL	1	28											ALA DANIEL PAYNE COLLEGE	12	62											ALA FLORENCE STATE COLLEGE	1	69											ALA HUNTINGTON COLLEGE	1	90											ALA JACKSONVILLE STATE UNIV		69											ALA JONSON COLLEGE		18																																																																																																																																																																																																																																																																																																																																																																																																																													
VA STATE COL MAIN CAMPUS													W VA MORRIS HARVEY COLLEGE	5												WIS CARDINAL STRLICH COLLEGE	3												WIS CARROLL COLLEGE	2												WIS EDGEWOOD COLLEGE	22												WIS U OF WIS MILWAUKEE	59												WIS WIS STATE UNIV OSHKOSH	175												WIS WIS STATE UNIV STEVENS PNT	24												WIS WIS STATE UNIV WHITEWATER	82												ELEMENTARY EDUCATION	7,519	73,732	2,468	10,295	103	74							ALA ALABAMA A & M COLLEGE	5	43	5	23									ALA ALABAMA COLLEGE	1	50	2	2									ALA ALABAMA STATE COLLEGE	11	119	3	26									ALA ATHENS COLLEGE	9	37	4										ALA AUBURN UNIV	2	235	3	28		1							ALA BIRMINGHAM SOUTHERN COL	1	28											ALA DANIEL PAYNE COLLEGE	12	62											ALA FLORENCE STATE COLLEGE	1	69											ALA HUNTINGTON COLLEGE	1	90											ALA JACKSONVILLE STATE UNIV		69											ALA JONSON COLLEGE		18																																																																																																																																																																																																																																																																																																																																																																																																																																										
W VA MORRIS HARVEY COLLEGE	5												WIS CARDINAL STRLICH COLLEGE	3												WIS CARROLL COLLEGE	2												WIS EDGEWOOD COLLEGE	22												WIS U OF WIS MILWAUKEE	59												WIS WIS STATE UNIV OSHKOSH	175												WIS WIS STATE UNIV STEVENS PNT	24												WIS WIS STATE UNIV WHITEWATER	82												ELEMENTARY EDUCATION	7,519	73,732	2,468	10,295	103	74							ALA ALABAMA A & M COLLEGE	5	43	5	23									ALA ALABAMA COLLEGE	1	50	2	2									ALA ALABAMA STATE COLLEGE	11	119	3	26									ALA ATHENS COLLEGE	9	37	4										ALA AUBURN UNIV	2	235	3	28		1							ALA BIRMINGHAM SOUTHERN COL	1	28											ALA DANIEL PAYNE COLLEGE	12	62											ALA FLORENCE STATE COLLEGE	1	69											ALA HUNTINGTON COLLEGE	1	90											ALA JACKSONVILLE STATE UNIV		69											ALA JONSON COLLEGE		18																																																																																																																																																																																																																																																																																																																																																																																																																																																							
WIS CARDINAL STRLICH COLLEGE	3												WIS CARROLL COLLEGE	2												WIS EDGEWOOD COLLEGE	22												WIS U OF WIS MILWAUKEE	59												WIS WIS STATE UNIV OSHKOSH	175												WIS WIS STATE UNIV STEVENS PNT	24												WIS WIS STATE UNIV WHITEWATER	82												ELEMENTARY EDUCATION	7,519	73,732	2,468	10,295	103	74							ALA ALABAMA A & M COLLEGE	5	43	5	23									ALA ALABAMA COLLEGE	1	50	2	2									ALA ALABAMA STATE COLLEGE	11	119	3	26									ALA ATHENS COLLEGE	9	37	4										ALA AUBURN UNIV	2	235	3	28		1							ALA BIRMINGHAM SOUTHERN COL	1	28											ALA DANIEL PAYNE COLLEGE	12	62											ALA FLORENCE STATE COLLEGE	1	69											ALA HUNTINGTON COLLEGE	1	90											ALA JACKSONVILLE STATE UNIV		69											ALA JONSON COLLEGE		18																																																																																																																																																																																																																																																																																																																																																																																																																																																																				
WIS CARROLL COLLEGE	2												WIS EDGEWOOD COLLEGE	22												WIS U OF WIS MILWAUKEE	59												WIS WIS STATE UNIV OSHKOSH	175												WIS WIS STATE UNIV STEVENS PNT	24												WIS WIS STATE UNIV WHITEWATER	82												ELEMENTARY EDUCATION	7,519	73,732	2,468	10,295	103	74							ALA ALABAMA A & M COLLEGE	5	43	5	23									ALA ALABAMA COLLEGE	1	50	2	2									ALA ALABAMA STATE COLLEGE	11	119	3	26									ALA ATHENS COLLEGE	9	37	4										ALA AUBURN UNIV	2	235	3	28		1							ALA BIRMINGHAM SOUTHERN COL	1	28											ALA DANIEL PAYNE COLLEGE	12	62											ALA FLORENCE STATE COLLEGE	1	69											ALA HUNTINGTON COLLEGE	1	90											ALA JACKSONVILLE STATE UNIV		69											ALA JONSON COLLEGE		18																																																																																																																																																																																																																																																																																																																																																																																																																																																																																	
WIS EDGEWOOD COLLEGE	22												WIS U OF WIS MILWAUKEE	59												WIS WIS STATE UNIV OSHKOSH	175												WIS WIS STATE UNIV STEVENS PNT	24												WIS WIS STATE UNIV WHITEWATER	82												ELEMENTARY EDUCATION	7,519	73,732	2,468	10,295	103	74							ALA ALABAMA A & M COLLEGE	5	43	5	23									ALA ALABAMA COLLEGE	1	50	2	2									ALA ALABAMA STATE COLLEGE	11	119	3	26									ALA ATHENS COLLEGE	9	37	4										ALA AUBURN UNIV	2	235	3	28		1							ALA BIRMINGHAM SOUTHERN COL	1	28											ALA DANIEL PAYNE COLLEGE	12	62											ALA FLORENCE STATE COLLEGE	1	69											ALA HUNTINGTON COLLEGE	1	90											ALA JACKSONVILLE STATE UNIV		69											ALA JONSON COLLEGE		18																																																																																																																																																																																																																																																																																																																																																																																																																																																																																														
WIS U OF WIS MILWAUKEE	59												WIS WIS STATE UNIV OSHKOSH	175												WIS WIS STATE UNIV STEVENS PNT	24												WIS WIS STATE UNIV WHITEWATER	82												ELEMENTARY EDUCATION	7,519	73,732	2,468	10,295	103	74							ALA ALABAMA A & M COLLEGE	5	43	5	23									ALA ALABAMA COLLEGE	1	50	2	2									ALA ALABAMA STATE COLLEGE	11	119	3	26									ALA ATHENS COLLEGE	9	37	4										ALA AUBURN UNIV	2	235	3	28		1							ALA BIRMINGHAM SOUTHERN COL	1	28											ALA DANIEL PAYNE COLLEGE	12	62											ALA FLORENCE STATE COLLEGE	1	69											ALA HUNTINGTON COLLEGE	1	90											ALA JACKSONVILLE STATE UNIV		69											ALA JONSON COLLEGE		18																																																																																																																																																																																																																																																																																																																																																																																																																																																																																																											
WIS WIS STATE UNIV OSHKOSH	175												WIS WIS STATE UNIV STEVENS PNT	24												WIS WIS STATE UNIV WHITEWATER	82												ELEMENTARY EDUCATION	7,519	73,732	2,468	10,295	103	74							ALA ALABAMA A & M COLLEGE	5	43	5	23									ALA ALABAMA COLLEGE	1	50	2	2									ALA ALABAMA STATE COLLEGE	11	119	3	26									ALA ATHENS COLLEGE	9	37	4										ALA AUBURN UNIV	2	235	3	28		1							ALA BIRMINGHAM SOUTHERN COL	1	28											ALA DANIEL PAYNE COLLEGE	12	62											ALA FLORENCE STATE COLLEGE	1	69											ALA HUNTINGTON COLLEGE	1	90											ALA JACKSONVILLE STATE UNIV		69											ALA JONSON COLLEGE		18																																																																																																																																																																																																																																																																																																																																																																																																																																																																																																																								
WIS WIS STATE UNIV STEVENS PNT	24												WIS WIS STATE UNIV WHITEWATER	82												ELEMENTARY EDUCATION	7,519	73,732	2,468	10,295	103	74							ALA ALABAMA A & M COLLEGE	5	43	5	23									ALA ALABAMA COLLEGE	1	50	2	2									ALA ALABAMA STATE COLLEGE	11	119	3	26									ALA ATHENS COLLEGE	9	37	4										ALA AUBURN UNIV	2	235	3	28		1							ALA BIRMINGHAM SOUTHERN COL	1	28											ALA DANIEL PAYNE COLLEGE	12	62											ALA FLORENCE STATE COLLEGE	1	69											ALA HUNTINGTON COLLEGE	1	90											ALA JACKSONVILLE STATE UNIV		69											ALA JONSON COLLEGE		18																																																																																																																																																																																																																																																																																																																																																																																																																																																																																																																																					
WIS WIS STATE UNIV WHITEWATER	82												ELEMENTARY EDUCATION	7,519	73,732	2,468	10,295	103	74							ALA ALABAMA A & M COLLEGE	5	43	5	23									ALA ALABAMA COLLEGE	1	50	2	2									ALA ALABAMA STATE COLLEGE	11	119	3	26									ALA ATHENS COLLEGE	9	37	4										ALA AUBURN UNIV	2	235	3	28		1							ALA BIRMINGHAM SOUTHERN COL	1	28											ALA DANIEL PAYNE COLLEGE	12	62											ALA FLORENCE STATE COLLEGE	1	69											ALA HUNTINGTON COLLEGE	1	90											ALA JACKSONVILLE STATE UNIV		69											ALA JONSON COLLEGE		18																																																																																																																																																																																																																																																																																																																																																																																																																																																																																																																																																		
ELEMENTARY EDUCATION	7,519	73,732	2,468	10,295	103	74							ALA ALABAMA A & M COLLEGE	5	43	5	23									ALA ALABAMA COLLEGE	1	50	2	2									ALA ALABAMA STATE COLLEGE	11	119	3	26									ALA ATHENS COLLEGE	9	37	4										ALA AUBURN UNIV	2	235	3	28		1							ALA BIRMINGHAM SOUTHERN COL	1	28											ALA DANIEL PAYNE COLLEGE	12	62											ALA FLORENCE STATE COLLEGE	1	69											ALA HUNTINGTON COLLEGE	1	90											ALA JACKSONVILLE STATE UNIV		69											ALA JONSON COLLEGE		18																																																																																																																																																																																																																																																																																																																																																																																																																																																																																																																																																															
ALA ALABAMA A & M COLLEGE	5	43	5	23									ALA ALABAMA COLLEGE	1	50	2	2									ALA ALABAMA STATE COLLEGE	11	119	3	26									ALA ATHENS COLLEGE	9	37	4										ALA AUBURN UNIV	2	235	3	28		1							ALA BIRMINGHAM SOUTHERN COL	1	28											ALA DANIEL PAYNE COLLEGE	12	62											ALA FLORENCE STATE COLLEGE	1	69											ALA HUNTINGTON COLLEGE	1	90											ALA JACKSONVILLE STATE UNIV		69											ALA JONSON COLLEGE		18																																																																																																																																																																																																																																																																																																																																																																																																																																																																																																																																																																												
ALA ALABAMA COLLEGE	1	50	2	2									ALA ALABAMA STATE COLLEGE	11	119	3	26									ALA ATHENS COLLEGE	9	37	4										ALA AUBURN UNIV	2	235	3	28		1							ALA BIRMINGHAM SOUTHERN COL	1	28											ALA DANIEL PAYNE COLLEGE	12	62											ALA FLORENCE STATE COLLEGE	1	69											ALA HUNTINGTON COLLEGE	1	90											ALA JACKSONVILLE STATE UNIV		69											ALA JONSON COLLEGE		18																																																																																																																																																																																																																																																																																																																																																																																																																																																																																																																																																																																									
ALA ALABAMA STATE COLLEGE	11	119	3	26									ALA ATHENS COLLEGE	9	37	4										ALA AUBURN UNIV	2	235	3	28		1							ALA BIRMINGHAM SOUTHERN COL	1	28											ALA DANIEL PAYNE COLLEGE	12	62											ALA FLORENCE STATE COLLEGE	1	69											ALA HUNTINGTON COLLEGE	1	90											ALA JACKSONVILLE STATE UNIV		69											ALA JONSON COLLEGE		18																																																																																																																																																																																																																																																																																																																																																																																																																																																																																																																																																																																																						
ALA ATHENS COLLEGE	9	37	4										ALA AUBURN UNIV	2	235	3	28		1							ALA BIRMINGHAM SOUTHERN COL	1	28											ALA DANIEL PAYNE COLLEGE	12	62											ALA FLORENCE STATE COLLEGE	1	69											ALA HUNTINGTON COLLEGE	1	90											ALA JACKSONVILLE STATE UNIV		69											ALA JONSON COLLEGE		18																																																																																																																																																																																																																																																																																																																																																																																																																																																																																																																																																																																																																			
ALA AUBURN UNIV	2	235	3	28		1							ALA BIRMINGHAM SOUTHERN COL	1	28											ALA DANIEL PAYNE COLLEGE	12	62											ALA FLORENCE STATE COLLEGE	1	69											ALA HUNTINGTON COLLEGE	1	90											ALA JACKSONVILLE STATE UNIV		69											ALA JONSON COLLEGE		18																																																																																																																																																																																																																																																																																																																																																																																																																																																																																																																																																																																																																																
ALA BIRMINGHAM SOUTHERN COL	1	28											ALA DANIEL PAYNE COLLEGE	12	62											ALA FLORENCE STATE COLLEGE	1	69											ALA HUNTINGTON COLLEGE	1	90											ALA JACKSONVILLE STATE UNIV		69											ALA JONSON COLLEGE		18																																																																																																																																																																																																																																																																																																																																																																																																																																																																																																																																																																																																																																													
ALA DANIEL PAYNE COLLEGE	12	62											ALA FLORENCE STATE COLLEGE	1	69											ALA HUNTINGTON COLLEGE	1	90											ALA JACKSONVILLE STATE UNIV		69											ALA JONSON COLLEGE		18																																																																																																																																																																																																																																																																																																																																																																																																																																																																																																																																																																																																																																																										
ALA FLORENCE STATE COLLEGE	1	69											ALA HUNTINGTON COLLEGE	1	90											ALA JACKSONVILLE STATE UNIV		69											ALA JONSON COLLEGE		18																																																																																																																																																																																																																																																																																																																																																																																																																																																																																																																																																																																																																																																																							
ALA HUNTINGTON COLLEGE	1	90											ALA JACKSONVILLE STATE UNIV		69											ALA JONSON COLLEGE		18																																																																																																																																																																																																																																																																																																																																																																																																																																																																																																																																																																																																																																																																																				
ALA JACKSONVILLE STATE UNIV		69											ALA JONSON COLLEGE		18																																																																																																																																																																																																																																																																																																																																																																																																																																																																																																																																																																																																																																																																																																	
ALA JONSON COLLEGE		18																																																																																																																																																																																																																																																																																																																																																																																																																																																																																																																																																																																																																																																																																																														

TABLE 4.--BACHELOR'S, MASTER'S, AND DOCTOR'S DEGREES CONFERRED IN INSTITUTIONS OF HIGHER EDUCATION, BY SEX OF STUDENT, FIELD OF STUDY, STATE OR OTHER AREA, AND INSTITUTION: AGGREGATE UNITED STATES, 1968-69 --CONTINUED

FIELD OF STUDY, STATE OR OTHER AREA, AND INSTITUTION	BACHELOR'S DEGREES REQUIRING 4 OR 5 YEARS				MASTER'S DEGREES				DOCTOR'S DEGREES (PH.D., ED.D., ETC.)			
	MEN		WOMEN		MEN		WOMEN		MEN		WOMEN	
	2	3	4	5	6	7	2	3	4	5	6	7
(CONTINUED)												
ELEMENTARY EDUCATION												
COLO TEMPLE RUELL COLLEGE	—	50	—	—	—	—	—	—	—	—	—	—
COLO UNIVERSITY OF DENVER	2	131	3	14	—	—	—	—	—	—	—	—
COLD STRN STATE COL COLORADO	8	53	—	—	—	—	—	—	—	—	—	—
CONN ANHURST COLLEGE	—	34	—	—	—	—	—	—	—	—	—	—
CONN CENTRAL CONN STATE COL	44	325	55	132	—	—	—	—	—	—	—	—
CONN COL NOTRE DAME OF WILTON	—	3	—	—	—	—	—	—	—	—	—	—
CONN EASTERN CONN STATE COL	27	92	41	31	—	—	—	—	—	—	—	—
CONN ST JOSEPH COLLEGE	—	53	4	—	—	—	—	—	—	—	—	—
CONN SOUTHERN CONN STATE COL	48	198	28	105	—	—	—	—	—	—	—	—
CONN UNIVERSITY OF BRIDGEPORT	3	147	11	60	—	—	—	—	—	—	—	—
CONN UNIV CONN ALL CAMPUSES	—	78	28	64	2	—	—	—	—	—	—	—
CONN UNIVERSITY OF HARTFORD	11	35	10	42	—	—	—	—	—	—	—	—
CONN WESTERN CONN ST COLLEGE	26	140	22	90	—	—	—	—	—	—	—	—
DEL DELAWARE STATE COLLEGE	12	19	—	—	—	—	—	—	—	—	—	—
DEL UNIVERSITY OF DELAWARE	9	133	3	28	—	—	—	—	—	—	—	—
D C AMERICAN UNIVERSITY	1	86	—	—	—	—	—	—	—	—	—	—
D C CATHOLIC UNIV OF AMERICA	7	22	—	—	—	—	—	—	—	—	—	—
D C O C TEACHERS COLLEGE	3	48	—	—	—	—	—	—	—	—	—	—
D C DUMBARTON COL UNIV CROSS	—	22	—	—	—	—	—	—	—	—	—	—
D C GEORGE WASHINGTON UNIV	—	64	5	58	—	—	—	—	—	—	—	—
D C HOWARD UNIVERSITY	2	21	17	24	—	—	—	—	—	—	—	—
D C TRINITY COLLEGE	—	24	—	—	—	—	—	—	—	—	—	—
FLA BARRY COLLEGE	—	34	3	8	—	—	—	—	—	—	—	—
FLA BETHPNE COOKMAN COLLEGE	6	35	—	—	—	—	—	—	—	—	—	—
FLA FLORIDA SOUTHERN COLLEGE	1	95	—	—	—	—	—	—	—	—	—	—
FLA JACKSONVILLE UNIVERSITY	7	93	—	—	—	—	—	—	—	—	—	—
FLA ROLLINS COL ALL CAMPUSES	2	34	2	16	—	—	—	—	—	—	—	—
FLA ST LEE COLLEGE	4	25	—	—	—	—	—	—	—	—	—	—
FLA SOUTHEASTERN STATE COL	5	5	—	—	—	—	—	—	—	—	—	—
FLA FLORIDA A & M UNIVERSITY	17	77	7	66	—	—	—	—	—	—	—	—
FLA FLORIDA ATLANTIC UNIV	14	212	—	—	—	—	—	—	—	—	—	—
FLA FLORIDA STATE UNIVERSITY	11	313	1	15	1	3	—	—	—	—	—	—
FLA UNIVERSITY OF FLORIDA	5	369	9	40	—	—	—	—	—	—	—	—
FLA UNIV OF SOUTH FLORIDA	18	299	6	61	—	—	—	—	—	—	—	—
FLA UNIV OF WEST FLORIDA	11	140	—	—	—	—	—	—	—	—	—	—
FLA STETSON UNIVERSITY	3	70	—	—	—	—	—	—	—	—	—	—
FLA UNIVERSITY OF MIAMI	13	221	6	13	—	—	—	—	—	—	—	—
FLA UNIVERSITY OF TAMPA	6	40	—	—	—	—	—	—	—	—	—	—
GA ALBANY STATE COLLEGE	5	58	—	—	—	—	—	—	—	—	—	—
GA ARMSTRONG STATE COLLEGE	1	18	—	—	—	—	—	—	—	—	—	—
GA ATLANTA UNIVERSITY	—	—	3	56	—	—	—	—	—	—	—	—
GA AUGUSTA COLLEGE	1	28	—	—	—	—	—	—	—	—	—	—
GA BERRY COLLEGE	4	37	—	—	—	—	—	—	—	—	—	—
GA BRUNAU COLLEGE	—	51	—	—	—	—	—	—	—	—	—	—
GA CLARK COLLEGE	1	23	—	—	—	—	—	—	—	—	—	—
GA EMORY UNIV ALL CAMPUSES	—	19	1	18	—	—	—	—	—	—	—	—
GA FORT VALLEY STATE COLLEGE	2	32	3	11	—	—	—	—	—	—	—	—
GA GEORGIA COLLEGE	2	130	—	—	—	—	—	—	—	—	—	—
GA GEORGIA SOUTHERN COLLEGE	3	139	1	13	—	—	—	—	—	—	—	—
GA GEORGIA SOUTHWESTERN COL	5	63	—	—	—	—	—	—	—	—	—	—
GA GEORGIA STATE COLLEGE	—	66	1	7	—	—	—	—	—	—	—	—
GA LA GRANGE COLLEGE	—	15	—	—	—	—	—	—	—	—	—	—
GA MERCER UNIV ALL CAMPUSES	—	—	1	10	—	—	—	—	—	—	—	—

TABLE 4.--BACHELOR'S, MASTER'S, AND DOCTOR'S DEGREES CONFERRED IN INSTITUTIONS OF HIGHER EDUCATION, BY SEX OF STUDENT, FIELD OF STUDY, STATE OR OTHER AREA, AND INSTITUTION: AGGREGATE UNITED STATES, 1968-69 --CONTINUED

FIELD OF STUDY, STATE OR OTHER AREA, AND INSTITUTION	BACHELOR'S DEGREES REQUIRING 4 OR 5 YEARS		MASTER'S DEGREES		DOCTOR'S DEGREES (PH.D., ED.D., ETC.)		BACHELOR'S DEGREES REQUIRING 4 OR 5 YEARS		MASTER'S DEGREES		DOCTOR'S DEGREES (PH.D., ED.D., ETC.)				
	1	2	3	4	5	6	7	1	2	3	4	5	6	7	
	FIELD OF STUDY, STATE OR OTHER AREA, AND INSTITUTION	1	2	3	4	5	6	7	1	2	3	4	5	6	7
ELEMENTARY EDUCATION															
ILL WESTERN ILLINOIS UNIV	6	222	-	-	9	-	-	-	-	-	-	-	-	-	-
ILL WHEATON COLLEGE	1	34	-	-	-	-	-	-	-	-	-	-	-	-	-
IND ANDERSON COLLEGE	2	43	-	-	-	-	-	-	-	-	-	-	-	-	-
IND BALL STATE UNIVERSITY	62	433	-	30	252	6	3	-	-	-	-	-	-	-	-
IND BETHEL COLLEGE INC	16	40	-	-	-	-	-	-	-	-	-	-	-	-	-
IND BUTLER UNIVERSITY	3	93	-	-	-	-	-	-	-	-	-	-	-	-	-
IND OSBORN UNIVERSITY	-	39	-	2	6	-	-	-	-	-	-	-	-	-	-
IND EARLEMAN COL ALL CAMPUSES	-	12	-	-	-	-	-	-	-	-	-	-	-	-	-
IND FORT WAYNE BTRLC COLLEGE	3	20	-	-	-	-	-	-	-	-	-	-	-	-	-
IND FRANKLIN COL OF INDIANA	2	16	-	-	-	-	-	-	-	-	-	-	-	-	-
IND GOSHEN COL & BIBLICAL SEM	1	26	-	-	-	-	-	-	-	-	-	-	-	-	-
IND GRACE THEOL SEM & COL	9	32	-	-	-	-	-	-	-	-	-	-	-	-	-
IND HANOVER COLLEGE	22	22	-	-	-	-	-	-	-	-	-	-	-	-	-
IND HUNTINGTON COLLEGE	7	29	-	-	-	-	-	-	-	-	-	-	-	-	-
IND INDIANA CENTRAL COLLEGE	3	43	-	-	4	-	-	-	-	-	-	-	-	-	-
IND INDIANA STATE UNIVERSITY	27	332	-	29	165	-	-	-	-	-	-	-	-	-	-
IND INDIANA UNIV ALL CAMPUSES	45	581	-	78	342	10	2	-	-	-	-	-	-	-	-
IND MANCHESTER COLLEGE	9	80	-	-	-	-	-	-	-	-	-	-	-	-	-
IND MARTIN COL INDIANAPOLIS	1	8	-	-	-	-	-	-	-	-	-	-	-	-	-
IND MAPION COLLEGE MARION	12	46	-	-	-	-	-	-	-	-	-	-	-	-	-
IND OAKLAND CITY COLLEGE	7	28	-	-	-	-	-	-	-	-	-	-	-	-	-
IND PURDUE UNIV MAIN CAMPUS	8	176	-	-	-	-	-	-	-	-	-	-	-	-	-
IND PURDUE UNIV CALUMET CAMPUS	-	14	-	-	-	-	-	-	-	-	-	-	-	-	-
IND ST BENEDICT COLLEGE	-	32	-	-	-	-	-	-	-	-	-	-	-	-	-
IND ST FRANCIS COLLEGE	2	30	-	4	13	-	-	-	-	-	-	-	-	-	-
IND ST JOSEPH COL MAIN CAMPUS	4	2	-	-	-	-	-	-	-	-	-	-	-	-	-
IND ST JOS COL CALUMET CAMPUS	5	34	-	-	-	-	-	-	-	-	-	-	-	-	-
IND ST MARYS COLLEGE	-	59	-	3	27	-	-	-	-	-	-	-	-	-	-
IND ST MARY OF THE WOODS COL	-	59	-	-	-	-	-	-	-	-	-	-	-	-	-
IND TAYLOR UNIVERSITY	1	36	-	-	-	-	-	-	-	-	-	-	-	-	-
IND UNIV OF EVANSVILLE	10	109	-	6	41	-	-	-	-	-	-	-	-	-	-
IND UNIVERSITY OF NOTRE DAME	-	67	-	-	14	-	-	-	-	-	-	-	-	-	-
IND VALPARAISO UNIVERSITY	1	67	-	-	-	-	-	-	-	-	-	-	-	-	-
IOWA BRIAR CLIFF COLLEGE	-	6	-	-	-	-	-	-	-	-	-	-	-	-	-
IOWA BUENA VISTA COLLEGE	1	54	-	-	-	-	-	-	-	-	-	-	-	-	-
IOWA CENTRAL UNIV OF IOWA	4	41	-	-	-	-	-	-	-	-	-	-	-	-	-
IOWA CLARKE COLLEGE	-	4	-	-	6	-	-	-	-	-	-	-	-	-	-
IOWA DOROT COLLEGE	3	50	-	-	-	-	-	-	-	-	-	-	-	-	-
IOWA DRAKE UNIVERSITY	7	370	-	2	13	-	-	-	-	-	-	-	-	-	-
IOWA GRACELAND COLLEGE	7	32	-	-	-	-	-	-	-	-	-	-	-	-	-
IOWA IOWA ST U OF SCI & TECH	1	129	-	-	-	-	-	-	-	-	-	-	-	-	-
IOWA IOWA WESLEYAN COLLEGE	4	52	-	-	-	-	-	-	-	-	-	-	-	-	-
IOWA LUTHER COLLEGE	2	73	-	-	-	-	-	-	-	-	-	-	-	-	-
IOWA MARYGREST COLLEGE	-	100	-	-	-	-	-	-	-	-	-	-	-	-	-
IOWA MIDWESTERN COLLEGE	9	16	-	-	-	-	-	-	-	-	-	-	-	-	-
IOWA MORNING-SIDE COLLEGE	-	43	-	-	1	-	-	-	-	-	-	-	-	-	-
IOWA PARSONS COLLEGE	16	57	-	-	-	-	-	-	-	-	-	-	-	-	-
IOWA ST ARBOUSE COLLEGE	2	-	-	-	-	-	-	-	-	-	-	-	-	-	-
IOWA STIMPSON COLLEGE	-	31	-	-	-	-	-	-	-	-	-	-	-	-	-
IOWA UNIV DUBUQUE MAIN CAMPUS	1	16	-	-	-	-	-	-	-	-	-	-	-	-	-
IOWA UNIVERSITY OF IOWA	7	189	-	6	25	2	5	-	-	-	-	-	-	-	-
IOWA UNIV OF NORTHERN IOWA	9	282	-	1	10	-	-	-	-	-	-	-	-	-	-
IOWA UPPER IOWA UNIVERSITY	6	50	-	-	-	-	-	-	-	-	-	-	-	-	-
IOWA WARTRUMB COLLEGE	2	70	-	-	-	-	-	-	-	-	-	-	-	-	-

TABLE 4.--BACHELOR'S, MASTER'S, AND DOCTOR'S DEGREES CONFERRED IN INSTITUTIONS OF HIGHER EDUCATION, BY SEX OF STUDENT, FIELD OF STUDY, STATE OR OTHER AREA, AND INSTITUTION: AGGREGATE UNITED STATES, 1968-69 --CONTINUED

FIELD OF STUDY, STATE OR OTHER AREA, AND INSTITUTION	BACHELOR'S DEGREES REQUIRING 4 OR 5 YEARS		MASTER'S DEGREES		DOCTOR'S DEGREES (PH.D., ED.D., ETC.)		BACHELOR'S DEGREES REQUIRING 4 OR 5 YEARS		MASTER'S DEGREES		DOCTOR'S DEGREES (PH.D., ED.D., ETC.)	
	(CONTINUED)						(CONTINUED)					
	MEN	WOMEN	MEN	WOMEN	MEN	WOMEN	MEN	WOMEN	MEN	WOMEN	MEN	WOMEN
ELEMENTARY EDUCATION												
LA LA ST U BATON ROUGE	2	54	5	24	1	1	2	35	4	5	6	7
LA LA ST U NEW ORLEANS	-	72	3	16	-	-	-	37	-	-	-	-
LA LOYOLA UNIVERSITY	18	30	-	1	-	-	10	38	4	7	-	-
LA NORTHEAST LOUISIANA ST COL	4	119	12	33	-	-	3	9	17	97	-	-
LA NORTHSTN ST COL LOUISIANA	14	81	4	30	-	-	5	241	-	-	-	-
LA OUR LADY HOLY CROSS COL	-	10	-	-	-	-	4	36	-	-	-	-
LA ST MARYS DOMINICAN COL	-	31	-	-	-	-	5	35	1	6	-	-
LA SOUTHERN LOUISIANA COL	6	86	-	3	-	-	7	145	-	-	-	-
LA SOUTHERN UNIV E A & M COL	20	182	9	72	-	-	7	62	3	27	-	-
LA TULANE UNIV OF LOUISIANA	2	2	-	-	-	-	36	115	63	116	-	-
LA UNIV STMSTRN LOUISIANA	2	91	-	11	-	-	45	766	44	173	-	-
LA XAVIER UNIVERSITY OF LA	1	33	1	2	-	-	33	161	20	33	-	-
ME ST JOSEPHS COLLEGE	47	47	-	-	-	-	10	91	2	6	-	-
ME UNIV MAINE ALL CAMPUSES	76	331	17	42	-	-	7	62	3	27	-	-
MO BOHIE STATE COLLEGE	21	56	-	-	-	-	11	4	-	1	-	-
MO COL OF NOTRE DAME OF MD	59	59	-	-	-	-	63	516	31	144	-	-
MO COLUMBIA UNION COLLEGE	4	27	-	-	-	-	-	15	11	65	-	-
MO GOPPIN STATE COLLEGE	5	41	-	-	-	-	3	56	-	-	-	-
MO FROSTBURG STATE COLLEGE	24	80	7	12	-	-	71	139	-	3	-	-
MO GOUCHER COLLEGE	17	17	1	30	-	-	1	26	-	-	-	-
MO JOHNS HOPKINS U ALL CAM	2	4	4	26	-	-	-	38	-	-	-	-
MO MORGAN STATE COLLEGE	9	82	1	20	-	-	-	76	-	-	-	-
MO MOUNT ST ARNES COLLEGE	-	21	-	-	-	-	-	44	-	-	-	-
MO ST JOSEPH COLLEGE	-	30	-	-	-	-	-	58	-	-	-	-
MO SALISBURY STATE COLLEGE	4	57	-	-	-	-	1	66	-	-	-	-
MO TOWSON STATE COLLEGE	35	272	9	20	-	-	58	78	-	-	-	-
MO UNIV MD MAIN CAMPUS	18	387	6	24	1	1	48	122	-	-	-	-
MASS AMERICAN INTERNATIONAL COL	8	72	15	18	-	-	MINN U OF MINN DULUTH	18	130	-	-	-
MASS ANNA MARIA COL FOR WOMEN	-	54	-	-	-	-	MINN U OF MINN ANPLS ST PAUL	55	454	-	-	-
MASS ATLANTIC UNION COLLEGE	3	9	-	-	-	-	MINN U OF MINN MORRIS	2	47	-	-	-
MASS BERKSHIRE CHRISTIAN COL	-	7	-	-	-	-	MISS ALCONR A & M COLLEGE	39	156	4	13	-
MASS BOSTON COLLEGE	6	70	-	23	-	-	MISS BELHAVEN COLLEGE	6	55	-	-	-
MASS BOSTON UNIVERSITY	17	330	6	105	-	-	MISS BLUE MOUNTAIN COLLEGE	-	23	-	-	-
MASS CARDINAL CUSHING COL INC	-	20	-	-	-	-	MISS DELTA STATE COLLEGE	3	106	1	21	-
MASS CUPRY COLLEGE	3	29	-	-	-	-	MISS JACKSON STATE COLLEGE	21	116	-	-	-
MASS EASTERN NAZARENE COLLEGE	3	29	-	-	-	-	MISS MILLSAPS COLLEGE	-	28	-	-	-
MASS EMERSON COLLEGE	-	2	-	-	-	-	MISS MISSISSIPPI COLLEGE	2	68	2	33	-
MASS EMANUEL COLLEGE	-	85	-	-	-	-	MISS MISSISSIPPI INDOUS COLLEGE	-	29	-	-	-
MASS GAROON COLLEGE	6	48	-	-	-	-	MISS MISS STATE COL FOR WOMEN	-	97	-	-	-
MASS HARVARD UNIVERSITY	-	48	-	-	-	-	MISS MISSISSIPPI STATE UNIV	1	110	4	25	-
MASS LEWELLY COLLEGE	-	82	-	10	-	-	MISS MISS VALLEY STATE COLLEGE	10	107	-	-	-
MASS NORTH ADAMS STATE COL	15	42	-	-	-	-	MISS RUST COLLEGE	4	27	-	-	-
MASS STATE COL AT BOSTON	23	345	9	17	-	-	MISS TONGALOUD COLLEGE	4	18	-	-	-
MASS STATE COL AT BRIDGEWATER	35	247	9	8	-	-	MISS UNIV MISS MAIN CAMPUS	2	163	-	-	-
MASS STATE COL AT FITCHBURG	11	82	-	-	-	-	MISS UNIV OF STHRN MISSISSIPPI	9	212	4	7	-
MASS STATE COL AT FRANKLIN	1	146	2	15	-	-	MISS WHITTICRATH COLLEGE	-	11	-	-	-
MASS STATE COL AT LOWELL	15	161	15	16	-	-						
MASS STATE COL AT SALEM	20	233	7	41	-	-						
MASS STATE COL AT WESTFIELD	35	137	-	-	-	-						
MASS STATE COL AT WORCESTER	33	92	-	-	-	-						
MASS MOUNT ALVERNIA COLLEGE	-	5	-	-	-	-						
MASS NORTHEASTERN UNIVERSITY	7	57	-	-	-	-						

TABLE 6. ---BACHELOR'S, MASTER'S, AND DOCTOR'S DEGREES CONFERRED IN INSTITUTIONS OF HIGHER EDUCATION, BY SEX OF STUDENT, FIELD OF STUDY, STATE OR OTHER AREA, AND INSTITUTION: AGGREGATE UNITED STATES, 1968-69 ---CONTINUED

FIELD OF STUDY, STATE OR OTHER AREA, AND INSTITUTION	BACHELOR'S DEGREES REQUIRING 4 OR 5 YEARS		MASTER'S DEGREES		DOCTOR'S DEGREES (PH.D., ED.D., ETC.)		BACHELOR'S DEGREES REQUIRING 4 OR 5 YEARS		MASTER'S DEGREES		DOCTOR'S DEGREES (PH.D., ED.D., ETC.)	
	2	3	4	5	6	7	2	3	4	5	6	7
	MEN	WOMEN	MEN	WOMEN	MEN	WOMEN	MEN	WOMEN	MEN	WOMEN	MEN	WOMEN
(CONTINUED)												
ELEMENTARY EDUCATION												
MISS WILLIAM CAREY COLLEGE	3	16	-	-	-	-	5	82	1	8	-	-
MO AVILA COLLEGE	1	28	-	-	-	-	-	1	-	-	-	-
MO CENTRAL METHODIST COLLEGE	1	33	-	-	-	-	-	27	-	-	-	-
MO CENTRAL MO ST COL ALL CAM	27	283	2	22	-	-	1	34	-	-	-	-
MO CULVER STOCKTON COLLEGE	5	34	-	-	-	-	-	1	-	-	-	-
MO DRURY COLLEGE	4	27	3	33	-	-	3	71	-	-	-	-
MO EVANGEL COLLEGE	10	33	-	-	-	-	-	91	-	-	-	-
MO FONTRONNE COLLEGE	-	22	-	-	-	-	-	115	-	-	-	-
MO HARRIS TEACHERS COLLEGE	55	126	-	-	-	-	5	74	-	2	-	-
MO LINCOLN UNIVERSITY	12	64	3	2	-	-	20	244	-	-	-	-
MO LINDENWOOD COLLEGE	-	40	-	-	-	-	-	25	-	-	-	-
MO MISSOURI SOUTHERN COLLEGE	2	45	-	-	-	-	-	46	-	-	-	-
MO MISSOURI VALLEY COLLEGE	1	30	-	-	-	-	54	314	-	7	15	-
MO NORTHWEST MISSOURI ST COL	7	148	3	26	-	-	92	245	10	23	-	-
MO NORTHWEST MISSOURI ST COL	9	136	-	3	-	-	34	151	-	-	-	-
MO NOTRE DAME COLLEGE	-	4	-	-	-	-	47	409	16	32	-	-
MO PARK COLLEGE	1	13	-	-	-	-	27	340	25	55	-	-
MO SCHOOL OF THE OZARKS	3	23	-	-	-	-	-	4	-	26	-	-
MO SOUTHEAST MISSOURI ST COL	11	184	-	9	-	-	4	9	-	-	-	-
MO SOUTHWEST BAPTIST COLLEGE	7	54	-	-	-	-	11	179	8	28	-	-
MO SOUTHWEST MISSOURI ST COL	7	150	-	2	-	-	-	7	-	-	-	-
MO STEPHENS COLLEGE	2	9	-	-	-	-	31	208	29	37	-	-
MO TARKENTON COLLEGE	2	10	-	-	-	-	-	2	-	-	-	-
MO UNIV MISSOURI AT COLUMBIA	7	299	12	62	1	2	4	6	-	-	-	-
MO UNIV MISSOURI AT KANSAS CITY	5	96	11	72	-	-	1	21	-	-	-	-
MO UNIV MISSOURI AT ST LOUIS	5	105	-	-	-	-	6	80	-	12	-	-
MO WASHINGTON UNIVERSITY	-	1	-	-	-	-	-	27	1	8	-	-
MO WILLIAM JEWELL COLLEGE	1	27	-	-	-	-	9	61	8	13	-	-
MO WILLIAM WOODS COLLEGE	-	21	-	-	-	-	1	11	-	-	-	-
MONT CARRILL COLLEGE	3	22	-	-	-	-	10	118	9	31	-	-
MONT COLLEGE OF GREAT FALLS	-	43	-	-	-	-	4	36	-	8	-	-
MONT EASTERN MONTANA COLLEGE	17	141	2	6	-	-	3	116	44	141	-	-
MONT MONTANA STATE UNIVERSITY	5	117	-	2	-	-	-	2	2	16	-	-
MONT NORTHERN MONTANA COLLEGE	11	47	-	-	-	-	-	34	-	-	-	-
MONT ROCKY MOUNTAIN COLLEGE	-	9	-	-	-	-	-	19	-	-	-	-
MONT UNIVERSITY OF MONTANA	13	119	4	6	-	-	28	147	47	268	-	-
MONT WESTERN MONTANA COLLEGE	13	69	-	-	-	-	2	5	23	56	-	-
NEBR CHADRON STATE COLLEGE	7	99	3	5	-	-	2	16	222	222	-	-
NEBR COLLEGE OF ST MARY	-	32	-	-	-	-	27	774	22	239	-	-
NEBR CREIGHTON UNIVERSITY	-	38	-	7	-	-	-	31	10	31	-	-
NEBR DANA COLLEGE	5	33	-	-	-	-	-	75	2	24	-	-
NEBR DOANE COLLEGE	7	36	-	-	-	-	-	-	-	-	-	-
NEBR HASTINGS COLLEGE	2	25	-	-	-	-	-	-	-	-	-	-
NEBR HIRSH SCOTT COLLEGE	2	1	-	-	-	-	-	-	-	-	-	-
NEBR JOHN F KENNEDY COLLEGE	-	6	-	-	-	-	-	60	-	-	-	-
NEBR KEARNEY STATE COLLEGE	10	218	1	5	-	-	-	48	1	60	2	1
NEBR NEBRASKA WESLEYAN UNIV	1	31	-	-	-	-	-	12	1	5	6	-
NEBR PERU STATE COLLEGE	7	71	-	-	-	-	3	47	-	-	-	-
NEBR UNION COLLEGE	5	21	-	-	-	-	9	49	-	-	-	-
NEBR UNIV NEBRASKA MAIN CAMPUS	14	325	11	51	-	-	-	60	-	-	-	-
NEBR UNIV NEBRASKA AT OMAHA	9	161	2	15	-	-	-	48	-	-	-	-
NEBR WAYNE STATE COLLEGE	12	165	-	6	-	-	2	83	-	-	14	1
NEV NEVADA SOUTHERN UNIV	4	47	4	7	-	-	-	49	27	130	-	-
NEV KINGS COLLEGE	-	-	-	-	-	-	1	8	-	-	-	-



TABLE 4.--BACHELOR'S, MASTER'S, AND DOCTOR'S DEGREES CONFERRED IN INSTITUTIONS OF HIGHER EDUCATION, BY SEX OF STUDENT, FIELD OF STUDY, STATE OR OTHER AREA, AND INSTITUTION: AGGREGATE UNITED STATES, 1968-69 --CONTINUED

FIELD OF STUDY, STATE OR OTHER AREA, AND INSTITUTION	BACHELOR'S DEGREES REQUIRING 4 OR 5 YEARS		MASTER'S DEGREES		DOCTOR'S DEGREES (PH.D., ED.D., ETC.)		BACHELOR'S DEGREES REQUIRING 4 OR 5 YEARS		MASTER'S DEGREES		DOCTOR'S DEGREES (PH.D., ED.D., ETC.)	
	2	3	4	5	6	7	2	3	4	5	6	7
	1	1	1	1	1	1	1	1	1	1	1	1
(CONTINUED)												
ELEMENTARY EDUCATION												
S C LIMESTONE COLLEGE	1	42	-	-	-	-	11	267	16	75	-	-
S C MORRIS COLLEGE	2	25	-	-	-	-	3	36	1	7	-	-
S C NEMBERTY COLLEGE	1	23	-	-	-	-	-	9	-	-	-	-
S C SOUTH CAROLINA ST COLLEGE	1	29	16	30	-	-	4	48	-	6	-	-
S C UNIV S C ALL CAMPUSES	3	146	-	-	3	-	-	21	1	18	-	-
S C VOOPHEES COLLEGE	4	6	-	-	-	-	1	9	-	-	-	-
S C WINTHROP COLLEGE	-	175	-	-	-	-	6	188	1	23	-	-
S D AUGUSTA COLLEGE	4	82	-	1	-	-	-	38	-	-	-	-
S D BLACK HILLS STATE COLLEGE	13	141	-	-	-	-	2	46	-	-	-	-
S D DAKOTA WESLEYAN UNIV	4	34	-	-	-	-	3	42	-	-	-	-
S D GEN BEADLE STATE COLLEGE	5	86	-	-	-	-	9	381	12	72	3	3
S D HUPON COLLEGE	7	39	-	-	-	-	-	46	-	-	-	-
S D MOUNT MARY COLLEGE	-	43	-	-	-	-	20	100	-	-	-	-
S D NORTHERN STATE COLLEGE	17	194	-	4	-	-	6	18	-	-	-	-
S D SIOUX FALLS COLLEGE	2	66	-	-	-	-	1	13	-	-	-	-
S D SOUTHERN STATE COLLEGE	4	62	-	-	-	-	5	207	-	-	-	-
S D UNIVERSITY SOUTH DAKOTA	4	82	14	15	2	-	3	94	-	6	-	-
S D YANKTON COLLEGE	1	17	-	-	-	-	1	13	-	-	-	-
TENN AUGUSTIN PEAY STATE UNIV	3	57	1	4	-	-	3	20	-	-	-	-
TENN BELMONT COLLEGE	2	35	-	-	-	-	5	207	-	-	-	-
TENN BETHEL COLLEGE	3	18	-	-	-	-	3	94	-	6	-	-
TENN CARSON NEWMAN COLLEGE	1	52	-	-	-	-	7	3	-	-	-	-
TENN DAVID LIVINGSTON COLLEGE	2	86	-	-	-	-	-	20	-	-	-	-
TENN E TENN STATE ALL CAMPUSES	19	124	-	-	-	-	9	273	3	34	-	-
TENN FISK UNIVERSITY	1	20	-	1	-	-	13	259	6	28	-	-
TENN GEORGE PEABODY COL TECHS	5	71	1	16	1	3	12	65	2	15	-	-
TENN KNOXVILLE COLLEGE	2	20	-	-	-	-	17	179	2	8	-	-
TENN LAMAR COLLEGE	1	42	-	-	-	-	10	54	11	85	-	-
TENN LAMAR COLLEGE	1	55	-	-	-	-	6	74	-	-	-	-
TENN LEE COLLEGE	2	28	-	-	-	-	4	111	1	13	-	-
TENN LE MOYNE-WOMEN COLLEGE	6	55	-	-	-	-	1	12	-	-	-	-
TENN LINGHLEN MEMORIAL UNIV	4	24	-	-	-	-	3	25	-	-	-	-
TENN MARYVILLE COLLEGE	1	15	-	-	-	-	8	69	7	43	-	-
TENN MEMPHIS STATE UNIVERSITY	7	206	-	39	-	-	5	276	7	21	-	-
TENN MIDDLE TENNESSEE ST UNIV	6	150	-	-	-	-	1	60	-	-	-	-
TENN SIENA COLLEGE	-	10	-	-	-	-	7	331	-	-	-	-
TENN SOUTHERN MISSIONARY COL	4	30	-	-	-	-	1	92	-	3	-	-
TENN TENN AG R INDUS ST UNIV	3	57	3	29	-	-	1	37	-	-	-	-
TENN TENN TECHNOLOGICAL UNIV	3	93	-	-	-	-	3	14	-	-	-	-
TENN TENNESSEE TEMPLE COLLEGE	1	17	-	-	-	-	15	177	2	9	-	-
TENN TENN WESLEYAN COLLEGE	5	31	-	-	-	-	8	26	1	14	-	-
TENN TREVECCA NAZARENE COLLEGE	3	23	-	-	-	-	3	6	-	-	-	-
TENN TUSCULUM UNIVERSITY	5	71	-	-	-	-	16	367	-	-	-	-
TENN UNIV OF TENN ALL CAMPUSES	10	301	2	15	-	-	15	174	-	-	-	-
TENN WM JENNINGS RYAN COLLEGE	4	24	-	-	-	-	22	147	6	11	1	1
TEX ABILENE CHRISTIAN COLLEGE	2	107	2	13	-	-	15	104	-	-	-	-
TEX ANGELO STATE COLLEGE	4	76	-	-	-	-	4	27	2	1	-	-
TEX AUSTIN COLLEGE	4	17	-	4	-	-	4	27	-	-	-	-
TEX BAYLOR UNIV MAIN CAMPUS	7	176	-	-	-	-	-	11	-	-	-	-
TEX BISHOP COLLEGE	4	51	-	-	-	-	-	11	-	-	-	-
TEX DOMINICAN COLLEGE	-	12	-	-	-	-	-	7	-	-	-	-
TEX EAST TEXAS BAPTIST COL	-	23	-	-	-	-	7	19	-	-	-	-

TABLE 4.--BACHELOR'S, MASTER'S, AND DOCTOR'S DEGREES CONFERRED IN INSTITUTIONS OF HIGHER EDUCATION, BY SEX OF STUDENT OF STUDY, STATE OR OTHER AREA, AND INSTITUTION: AGGREGATE UNITED STATES, 1968-69 --CONTINUED

FIELD OF STUDY, STATE OR OTHER AREA, AND INSTITUTION	BACHELOR'S DEGREES REQUIRING 4 OR 5 YEARS		MASTER'S DEGREES		DOCTOR'S DEGREES (PH.D., ED.D., ETC.)		BACHELOR'S DEGREES REQUIRING 4 OR 5 YEARS		MASTER'S DEGREES		DOCTOR'S DEGREES (PH.D., ED.D., ETC.)			
	1	2	3	4	5	6	7	1	2	3	4	5	6	7
	MEN	WOMEN	MEN	WOMEN	MEN	WOMEN	MEN	WOMEN	MEN	WOMEN	MEN	WOMEN	MEN	WOMEN
(CONTINUED)														
ELEMENTARY EDUCATION														
VT LYNDON STATE COLLEGE	13	40	-	-	-	-	-	-	-	7	19	-	-	-
VT TRINITY COLLEGE	-	1	-	-	-	-	-	-	-	-	34	-	-	-
VT UNIV OF VT & ST AGRIC COL	1	52	-	-	-	-	-	-	-	-	63	-	-	-
VA COL W & MARY MAIN CAMPUS	-	-	-	5	4	-	-	-	-	4	27	-	-	-
VA EASTERN MARMONITE COLLEGE	6	41	-	-	-	-	-	-	-	14	17	-	-	-
VA FENDRY & HENRY COLLEGE	1	1	-	-	-	-	-	-	-	2	52	-	-	-
VA HAMPTON INSTITUTE	3	26	3	22	-	-	-	-	-	1	178	-	-	-
VA LONGWOOD COLLEGE	-	134	-	-	-	-	-	-	-	6	67	-	-	-
VA LYNCHBURG COLLEGE	1	61	2	5	-	-	-	-	-	19	141	-	-	-
VA MADISON COLLEGE	3	149	-	-	-	-	-	-	-	10	121	-	-	-
VA OLD DOMINION COLLEGE	6	127	6	7	-	-	-	-	-	63	79	-	-	-
VA RADFORD COLLEGE	-	241	-	-	-	-	-	-	-	23	132	-	-	-
VA ST PAULS COLLEGE	4	16	-	-	-	-	-	-	-	41	125	-	-	-
VA STRATFORD COLLEGE	-	20	-	-	-	-	-	-	-	26	75	-	-	-
VA UNIVERSITY OF RICHMOND	1	12	-	-	-	-	-	-	-	37	79	3	11	-
VA UNIV VIRGINIA MAIN CAMPUS	1	11	9	27	1	1	-	-	-	25	111	12	10	-
VA VA COMMONWEALTH UNIV ALL CAM	2	124	-	-	-	-	-	-	-	17	126	3	18	-
VA VIRGINIA POLY INSTITUTE	-	6	-	-	-	-	-	-	-	7	20	-	-	-
VA VIRGINIA SEMINARY & COL	2	1	1	-	-	-	-	-	-	50	108	-	-	-
VA VA STATE COL MAIN CAMPUS	6	40	3	7	-	-	-	-	-	40	145	8	2	-
VA VA STATE COL NORFOLK DIV	6	68	-	-	-	-	-	-	-	38	232	-	-	-
VA VIRGINIA UNION UNIVERSITY	4	39	-	-	-	-	-	-	-	927	1,439	2,595	1,995	24
VA WASH CENTRAL WASHINGTON ST COL	4	7	7	11	-	-	-	-	-	-	-	-	-	-
VA WASH GONZAGA UNIVERSITY	-	-	-	3	-	-	-	-	-	-	-	-	-	-
WA PACIFIC LUTHERAN UNIV	16	106	2	4	-	-	-	-	-	-	-	9	4	-
WA ST MARTINS COLLEGE	4	26	-	-	-	-	-	-	-	-	-	3	5	-
WA SEATTLE PACIFIC COLLEGE	-	-	-	3	1	-	-	-	-	-	-	1	8	-
WA UNIV OF PUGET SOUND	34	96	-	-	-	-	-	-	-	-	-	11	10	-
WA UNIVERSITY OF WASHINGTON	1	15	-	-	-	-	-	-	-	40	10	-	-	-
WA WALLA WALLA COLLEGE	5	26	-	-	-	-	-	-	-	6	3	-	-	-
WA WASHINGTON STATE UNIV	9	206	-	-	-	-	-	-	-	-	-	-	-	-
WA WESTERN WASHINGTON ST COL	3	90	-	-	6	-	-	-	-	2	-	7	8	-
W VA ALBERSON BROADHURST COLLEGE	2	7	-	-	-	-	-	-	-	-	-	41	53	2
W VA BETHANY COLLEGE	1	37	-	-	-	-	-	-	-	-	5	11	-	-
W VA BLUEFIELD STATE COLLEGE	2	31	-	-	-	-	-	-	-	-	2	1	-	-
W VA CONCORD COLLEGE	10	54	-	-	-	-	-	-	-	-	31	24	-	-
W VA DAVIS & ELKINS COLLEGE	13	13	-	-	-	-	-	-	-	-	24	6	-	-
W VA FAIRMONT STATE COLLEGE	14	61	-	-	-	-	-	-	-	-	36	29	2	1
W VA GLENVILLE STATE COLLEGE	8	43	-	-	-	-	-	-	-	3	-	8	5	-
W VA MARSHALL UNIV ALL CAMPUSES	15	154	1	35	-	-	-	-	-	-	4	-	-	-
W VA SALEM COLLEGE ALL CAMPUS	3	30	-	-	-	-	-	-	-	11	14	-	-	-
W VA SHEPHERD COLLEGE	9	57	-	-	-	-	-	-	-	-	-	7	16	5
W VA W LIBERTY ST COL ALL CAM	5	73	-	-	-	-	-	-	-	-	-	10	10	-
W VA WEST VIRGINIA STATE COL	7	63	-	-	-	-	-	-	-	-	-	14	10	-
W VA W VA UNIV ALL CAMPUSES	8	55	-	-	-	-	-	-	-	-	-	4	4	-
W VA W VIRGINIA WFSLEYAN COL	3	42	-	-	-	-	-	-	-	-	-	31	9	-
WIS ALVERNO COLLEGE	-	104	-	-	-	-	-	-	-	-	-	1	-	-
WIS BLOTT COLLEGE	-	6	-	-	-	-	-	-	-	-	-	4	3	-
WIS CARDINAL STRITCH COLLEGE	-	5	-	-	-	-	-	-	-	-	-	-	-	3
WIS CARROLL COLLEGE	1	34	-	-	-	-	-	-	-	-	-	16	15	-
WIS CARTHAGE COLLEGE	11	78	-	-	-	-	-	-	-	13	-	-	-	-
WIS DOMINICAN COLLEGE RACINE	3	42	-	-	-	-	-	-	-	31	58	-	-	-
WIS EDGEWOOD COLLEGE	-	29	-	-	-	-	-	-	-	-	-	11	12	-
WIS HOLY FAMILY COLLEGE	-	23	-	-	-	-	-	-	-	6	1	38	4	-

TABLE 4.--BACHELOR'S, MASTER'S, AND DOCTOR'S DEGREES CONFERRED IN INSTITUTIONS OF HIGHER EDUCATION, BY SEX OF STUDENT, FIELD OF STUDY, STATE OR OTHER AREA, AND INSTITUTION: AGGREGATE UNITED STATES, 1968-69 --CONTINUED

FIELD OF STUDY, STATE OR OTHER AREA, AND INSTITUTION	BACHELOR'S DEGREES PENDING 4 OR 5 YEARS		MASTER'S DEGREES		DOCTOR'S DEGREES (PH.D., ED.D., ETC.)		BACHELOR'S DEGREES PENDING 4 OR 5 YEARS		MASTER'S DEGREES		DOCTOR'S DEGREES (PH.D., ED.D., ETC.)			
	1	2	3	4	5	6	7	1	2	3	4	5	6	7
	1	2	3	4	5	6	7	1	2	3	4	5	6	7
(CONTINUED)														
SECONDARY EDUCATION														
N M EASTERN NEW MEX U ALL CAM	-	-	-	5	4	-	-	PA MARYHOOD COLLEGE	-	-	-	-	-	-
N M NEW MEXICO HIGHLANDS UNIV	-	-	-	4	3	-	-	PA MOUNT MERCY COLLEGE	-	-	-	-	-	-
N M UNIVERSITY OF NEW MEXICO	-	-	-	15	12	-	-	PA KUTZTOWN STATE COLLEGE	-	-	-	-	-	-
N M WESTERN NEW MEXICO UNIV	-	-	-	5	2	-	-	PA PENN ST UNIV ALL CAMPUSES	-	-	-	-	-	-
N Y ADLPHI UNIVERSITY	-	-	-	1	1	-	-	PA ST JOSEPH COLLEGE	14	15	-	-	8	2
N Y GUNY CITY COLLEGE	1	-	-	-	-	-	-	PA TEMPLE UNIVERSITY	-	-	-	-	-	-
N Y COL ST ROSE ALL CAMPUSES	-	-	-	5	10	-	-	PA UNIV PITTSBG ALL CAMPUSES	30	73	74	74	1	-
N Y COLUMBIA UNIV TCHRS COL	-	-	-	1	1	-	-	PA UNIVERSITY OF SCRANTON	3	-	13	9	-	-
N Y CORNELL UNIV ALL CAMPUSES	-	-	-	2	1	-	-	PA WILKES COLLEGE	4	-	-	-	-	-
N Y DOHLING COLLEGE	17	4	-	-	-	-	-	R I RHODE ISLAND COLLEGE	-	-	-	-	-	-
N Y HOFSTRA UNIVERSITY	-	-	-	92	79	-	-	S C CLAMSON UNIV ALL CAMPUSES	19	21	-	-	3	-
N Y LG IS U UNIV CENTER	-	-	-	10	4	-	-	S C SOUTH CAROLINA ST COLLEGE	-	-	-	-	32	-
N Y NEW YORK UNIVERSITY	-	-	-	26	23	-	-	S O NORTHERN STATE COLLEGE	-	-	-	-	17	10
N Y ST JOHN'S UNIVERSITY	-	-	-	16	14	-	-	S D UNIVERSITY SOUTH DAKOTA	-	-	-	-	27	3
N Y SUNY ST U RUFLD MAIN CAM	-	-	-	11	19	-	-	S D YANKTON COLLEGE	1	-	-	-	9	1
N Y UNION COLLEGE	-	-	-	35	6	-	-	TEMN MEMPHIS STATE UNIVERSITY	43	106	6	14	-	-
N Y YFSRIVA UNIVERSITY	-	-	-	1	1	-	-	TEMN TENN AG & INDUS ST UNIV	-	-	-	-	6	1
N C DUKE UNIVERSITY	-	-	-	37	19	-	-	TEMN TREVCCA NAZARENE COLLEGE	1	-	-	-	-	-
N C EAST CAROLINA U ALL CAM	-	-	-	-	-	-	-	TEMN UNIV OF TENN ALL CAMPUSES	1	1	5	17	-	-
N C GREENSBORO COLLEGE	1	36	-	-	-	-	-	TEX ABILENE CHRISTIAN COLLEGE	-	-	-	-	-	-
N C N C AG & TECH STATE UNIV	-	-	-	1	2	-	-	TEX AUSTIN COLLEGE	-	-	-	-	-	-
N C N C COLLEGE AT DURHAM	-	-	-	1	4	-	-	TEX EAST TEXAS STATE UNIV	-	-	-	-	2	4
N C UNIV OF NC AT CHAPEL HILL	1	-	-	9	1	-	-	TEX HOWARD PAYNE COLLEGE	-	-	-	-	4	-
N C UNIV OF NC AT GREENSBORO	1	-	-	9	1	-	-	TEX INCARNATE WORD COLLEGE	-	-	-	-	5	4
N C WAKE FOREST UNIVERSITY	1	-	-	-	-	-	-	TEX MIDWESTERN UNIVERSITY	-	-	-	-	1	1
N D NORTH DAKOTA STATE UNIV	-	-	-	5	5	-	-	TEX NORTH TEXAS STATE UNIV	-	-	-	-	43	30
N D UNIV N DAK MAIN CAMPUS	-	-	-	2	-	-	-	TEX SOUTHERN METHODIST UNIV	-	-	-	-	1	4
OHIO BOWLING GRN ST U ALL CAM	-	-	-	1	-	-	-	TEX STEPHEN F AUSTIN ST COL	-	-	-	-	3	14
OHIO CEDARVILLE COLLEGE	1	-	-	-	-	-	-	TEX TEXAS CHRISTIAN UNIV	-	-	-	-	4	3
OHIO CENTRAL STATE UNIVERSITY	4	4	-	1	-	-	-	TEX TEXAS SOUTHERN UNIV	-	-	-	-	5	-
OHIO JOHN CARROLL UNIVERSITY	-	-	-	39	42	-	-	TEX TEXAS TECHNOLOGICAL COL	17	65	13	6	-	-
OHIO KENT ST UNIV MAIN CAMPUS	-	-	-	16	10	-	-	TEX TRINITY UNIVERSITY	7	11	1	1	-	-
OHIO MIAMI UNIV ALL CAMPUSES	-	-	-	11	7	-	-	TEX UNIVERSITY OF DALLAS	2	8	-	-	-	-
OHIO OHIO UNIV ALL CAMPUSES	-	-	-	17	9	-	-	TEX UNIV OF TEXAS AT EL PASO	-	-	-	-	2	5
OHIO UNIVERSITY OF AKRON	-	-	-	32	13	-	-	UTAH UNIV ST UNIV MAIN CAMPUS	-	-	-	-	12	2
OHIO UNIVERSITY OF DAYTON	3	16	15	22	15	-	1	VT GODDARD COLLEGE	-	-	-	-	1	-
OHIO UNIVERSITY OF TOLEDO	60	96	-	-	-	-	-	VT ST MICHAELS COLLEGE	-	-	-	-	19	2
OHIO WILBERFORCE UNIVERSITY	9	9	-	-	-	-	-	VA UNIV OF VT & ST AGRIC COL	18	40	-	-	-	-
OHIO WRIGHT STATE UNIVERSITY	3	-	-	2	3	-	-	VA HAMPTON INSTITUTE	-	-	-	-	8	10
OHIO XAVIER UNIVERSITY	-	-	-	1	1	-	-	VA LYNCHBURG COLLEGE	-	-	-	-	1	2
OKLA EAST CENTRAL STATE COL	5	18	-	-	-	-	-	VA VA STATE COL MAIN CAMPUS	-	-	-	-	2	1
OKLA OKLA ST UNIV MAIN CAMPUS	-	-	-	27	12	-	-	WASH CENTRAL WASHINGTON ST COL	2	1	-	-	-	-
OKLA PHILLIPS UNIVERSITY	4	-	-	12	10	-	1	WASH ST MARTINS COLLEGE	4	3	-	-	-	-
OKLA UNIVERSITY OF TULSA	27	55	-	-	-	-	-	WASH SEATTLE PACIFIC COLLEGE	-	-	-	-	3	1
OREG GEORGE FOX COLLEGE	6	2	-	-	-	-	-	WASH WESTERN WASHINGTON ST COL	-	-	-	-	1	-
OREG LEWIS & CLARK COLLEGE	2	-	-	-	-	-	-	W VA MARSHALL UNIV ALL CAMPUSES	-	-	-	-	3	2
OREG OREGON COLLEGE OF EDUC	19	12	-	-	-	-	-	W VA W VA UNIV ALL CAMPUSES	17	6	-	-	-	-
OREG WAMNER PACIFIC COLLEGE	-	-	-	-	-	-	-	WIS U OF WIS MILWAUKEE	10	12	-	-	-	-
PA ALLEGHENY COLLEGE	-	-	-	2	2	-	-	WIS HIS STATE UNIV EAU CLAIRE	-	-	-	-	4	3
PA DREXEL INST OF TECHNOLOGY	1	-	-	-	-	-	-	WYO UNIVERSITY OF WYOMING	-	-	-	-	8	6
PA DUQUESNE UNIVERSITY	1	-	-	9	18	-	-	P R CATHOLIC UNIV OF P R	21	60	-	-	-	-
PA LEHIGH UNIVERSITY	-	-	-	7	2	-	-	P R INTER AMER U PR ALL CAM	-	-	-	-	7	2
COMBINED ELEMENTARY AND SECONDARY EDUCATION														
									59	194	218	278		7

TABLE 4.--BACHELOR'S, MASTER'S, AND DOCTOR'S DEGREES CONFERRED IN INSTITUTIONS OF HIGHER EDUCATION, BY SEX OF STUDENT, FIELD OF STUDY, STATE OR OTHER AREA, AND INSTITUTION: AGGREGATE, UNITED STATES, 1968-69 --CONTINUED

FIELD OF STUDY, STATE OR OTHER AREA, AND INSTITUTION	BACHELOR'S DEGREES REQUIRING 4 OR 5 YEARS		MASTER'S DEGREES		DOCTOR'S DEGREES (PH.D., ED.D., ETC.)		BACHELOR'S DEGREES REQUIRING 4 OR 5 YEARS		MASTER'S DEGREES		DOCTOR'S DEGREES (PH.D., ED.D., ETC.)	
	2	3	4	5	6	7	2	3	4	5	6	7
	Men	Women	Men	Women	Men	Women	Men	Women	Men	Women	Men	Women
EDUCATION SPECIALIST	(CONTINUED)											
ILL WESTERN ILLINOIS UNIV	-	-	12	-	-	-	-	-	-	-	-	-
IND BALL STATE UNIVERSITY	-	-	7	1	-	-	-	-	-	-	12	1
IND BUTLER UNIVERSITY	-	-	1	2	-	-	-	-	6	-	3	-
IND INDIANA UNIV ALL CAMPUSES	-	-	30	9	-	-	-	-	30	8	-	-
IND PURDUE UNIV MAIN CAMPUS	-	-	2	-	-	-	-	-	19	-	23	2
IOWA DRAKE UNIVERSITY	-	-	12	-	-	-	-	-	-	-	-	-
IOWA UNIVERSITY OF IOWA	-	-	7	1	-	-	-	-	12	2	-	-
IOWA UNIV OF NORTHERN IOWA	-	-	4	2	-	-	-	-	6	6	-	-
KANS FORT HAYS STATE COL	-	-	3	-	-	-	-	-	36	14	-	-
KANS ST COL OF PITTSBURG	-	-	8	1	-	-	-	-	29	8	-	-
KANS KANS ST TCHRS COL ESPRIRA	-	-	19	6	-	-	-	-	18	5	-	-
LA LOUISIANA POLY INSTITUTE	-	-	1	-	-	-	-	-	33	5	-	-
LA LA ST U BAYLOR UNIV	-	-	1	1	-	-	-	-	1	1	5	-
LA MCNEESE STATE COLLEGE	-	-	1	4	-	-	-	-	2	18	-	-
LA NTHWESTN ST COL LOUISIANA	-	-	2	3	-	-	-	-	7	7	-	-
LA STHESTRN LOUISIANA COL	-	-	-	1	-	-	-	-	6	7	-	-
LA UNIV STMSTRN LOUISIANA	-	-	1	2	-	-	-	-	5	2	-	-
MASS SPRINGFIELD COLLEGE	-	-	9	2	-	-	-	-	48	4	20	1
MICH CENTRAL MICHIGAN UNIV	-	-	9	7	-	-	-	-	14	8	7	-
MICH EASTERN MICHIGAN UNIV	-	-	93	21	-	-	-	-	30	19	-	-
MICH MICH ST UNIV ALL CAMPUSES	-	-	29	14	-	-	-	-	6	1	6	-
MICH UNIVERSITY OF MICHIGAN	-	-	18	8	-	-	-	-	16	-	-	-
MICH WESTERN MICHIGAN UNIV	-	-	19	5	-	-	-	-	16	4	-	-
MO CENTRAL MO ST COL ALL CAMP	-	-	17	6	-	-	-	-	1	4	4	1
MO UNIV MISSOURI AT KANS CTY	-	-	2	-	-	-	-	-	28	42	11	1
NEBR UNIV NEBRASKA AT OMAHA	-	-	6	-	-	-	-	-	5	2	-	-
NEW UNIVERSITY OF NEVADA	-	-	2	-	-	-	-	-	17	10	-	-
N J RUTGERS THE ST U ALL CAMP	-	-	11	1	-	-	-	-	12	5	-	-
N M EASTERN NEW MEX U ALL CAMP	-	-	3	3	-	-	-	-	76	22	-	-
N M NEW MEX ST U ALL CAMPUSES	-	-	1	1	-	-	-	-	32	15	19	10
N C APPALACHIAN ST UNIVERSITY	-	-	5	1	-	-	-	-	19	5	17	1
N C EAST CAROLINA U ALL CAMP	-	-	6	1	-	-	-	-	16	3	-	-
N C WESTERN CAROLINA UNIV	-	-	9	-	-	-	-	-	14	-	-	-
OHIO BOWLING GRN ST U ALL CAMP	-	-	18	-	-	-	-	-	27	12	7	-
OHIO UNIVERSITY OF AKRON	-	-	1	1	-	-	-	-	19	12	-	-
OHIO UNIVERSITY OF TOLEDO	-	-	5	2	-	-	-	-	9	1	-	-
S D UNIVERSITY SOUTH DAKOTA	-	-	2	1	-	-	-	-	6	1	-	-
TENN GEORGE PEABODY COL TCHRS	-	-	19	18	-	-	-	-	25	1	9	-
TENN UNIV OF TENN ALL CAMPUSES	-	-	3	3	-	-	-	-	30	24	-	-
WIS STATE UNIV SUPERIOR	-	-	5	-	-	-	-	-	22	7	-	-
WYO UNIVERSITY OF WYOMING	-	-	-	1	-	-	-	-	19	33	2	-
EDUCATIONAL ADMIN, SUPER-VISION, FINANCE	7	6	5,818	1,782	824	93	-	-	5	2	-	-
ALA ALABAMA STATE COLLEGE	-	-	7	-	-	-	-	-	64	29	-	-
ALA AUBURN UNIV	-	-	6	3	-	-	-	-	1	11	-	-
ALA FLORENCE STATE COLLEGE	-	-	22	9	-	-	-	-	10	-	19	1
ALA LIVINGSTON UNIVERSITY	-	-	9	2	-	-	-	-	56	9	-	-
ALA SAMFORD UNIVERSITY	-	-	5	-	-	-	-	-	104	93	36	2
ALA TROY ST COL ALL CAMPUSES	-	-	9	5	-	-	-	-	6	-	-	-
ALA TUSKEGEE INSTITUTE	-	-	18	16	-	-	-	-	11	2	12	-
ALA UNIV ALABAMA MAIN CAMPUS	-	-	9	2	-	-	-	-	11	7	1	-
ALAS ALASKA METHODIST UNIV	4	-	30	3	14	2	-	-	2	7	1	-
ALAS U OF ALAS ALL CAMPUSES	-	-	1	-	-	-	-	-	52	25	19	1

TABLE 4.--BACHELOR'S, MASTER'S, AND DOCTOR'S DEGREES CONFERRED IN INSTITUTIONS OF HIGHER EDUCATION, BY SEX OF STUDENT, FIELD OF STUDY, STATE OR OTHER AREA, AND INSTITUTION: AGGREGATE UNITED STATES, 1968-69 --CONTINUED

FIELD OF STUDY, STATE OR OTHER AREA, AND INSTITUTION	BACHELOR'S DEGREES REQUIRING 4 OR 5 YEARS		MASTER'S DEGREES		DOCTOR'S DEGREES (PH.D., ED.D., ETC.)		BACHELOR'S DEGREES REQUIRING 4 OR 5 YEARS		MASTER'S DEGREES		DOCTOR'S DEGREES (PH.D., ED.D., ETC.)					
	1	2	3	4	5	6	7	2	3	4	5	6	7			
	MEN		WOMEN		MEN		WOMEN		MEN		WOMEN		MEN		WOMEN	
EDUCATIONAL ADMIN., SUPERVISION, FINANCE																
IOWA CLARKE COLLEGE																
IOWA DRAKE UNIVERSITY				29	26											
IOWA LORAS COLLEGE				5	5											
IOWA UNIVERSITY OF IOWA				19	23											
IOWA UNIV OF NORTHERN IOWA				31	1											
KANS FORT HAYS KANS STATE COL				29	1											
KANS KANS ST COL OF PITTSBURG				9	1											
KANS KANSAS ST U AG & APP SCI				2												
KANS ST MARY COLLEGE				10												
KANS UNIVERSITY OF KANSAS				16		14										
KANS WICHITA STATE UNIVERSITY				33	2											
KY CATHERINE SPALDING COL				2	17											
KY ESTN KENTUCKY UNIVERSITY				26	2											
KY GEORGETOWN COLLEGE				6												
KY UNIV KY MAIN CAMPUS				6	3	3										
KY UNIVERSITY OF LOUISVILLE				3	1											
KY WSTRN KENTUCKY UNIVERSITY				34	2											
LA FRANCIS T NICHOLLS ST COL				40	1											
LA LOUISIANA POLY INSTITUTE				3	1											
LA LA ST U BATON ROUGE				30	16	3										
LA LA ST U NEW ORLEANS				6	6											
LA LOYOLA UNIVERSITY				7	6											
LA MCNEESE STATE COLLEGE				28	10											
LA NTHEST LOUISIANA ST COL				25	5											
LA NTHSTRN ST COL LOUISIANA				11	4											
LA SOUTHERN LOUISIANA COL				34	11											
LA SOUTHERN UNIV E A S W COL				17	10											
LA UNIV SOUTHERN LOUISIANA				42	6											
LA XAVIER UNIVERSITY OHIO				31	12											
MA UNIV MAINE ALL CAMPUSES				20	11	9										
MA LOYOLA COLLEGE				4	3	2										
MA UNIV MAINE ALL CAMPUSES				31	12											
MA UNIV MO MAIN CAMPUS				20	11	9										
MA WESTERN MARYLAND COLLEGE				14	4											
MA BOSTON COLLEGE				4	3	2										
MA BOSTON UNIVERSITY				20	6											
MA HARVARD UNIVERSITY				1		18										
MA STATE COL AT FRAMINGHAM				1												
MA STATE COL AT SALEM				22	6											
MA SPRINGFIELD COLLEGE				2												
MICH ANDRP. UNIVERSITY				18												
MICH CENTRAL MICHIGAN UNIV				65	5											
MICH EASTERN MICHIGAN UNIV				129	12											
MICH HIGH ST UNIV ALL CAMPUSES				108	17	20										
MICH NORTHERN MICHIGAN UNIV				31	5											
MICH SIENA HEIGHTS COLLEGE				1												
MICH UNIVERSITY OF DETROIT				8	5											
MICH WAYNE STATE UNIVERSITY				1	1	23										
MICH WESTERN MICHIGAN UNIV				35	4	1										
MINN MINNEDI STATE COLLEGE				8	1											
MINN COLLEGE OF ST THOMAS				21	3											
MINN WANKATO STATE COLLEGE				43	5											
MINN WOODHEAD STATE COLLEGE				4	1											

TABLE 4.--BACHELOR'S, MASTER'S, AND DOCTOR'S DEGREES CONFERRED IN INSTITUTIONS OF HIGHER EDUCATION, BY SEX OF STUDENT, FIELD OF STUDY, STATE OR OTHER AREA, AND INSTITUTION: AGGREGATE UNITED STATES, 1968-69 --CONTINUED

FIELD OF STUDY, STATE OR OTHER AREA, AND INSTITUTION	BACHELOR'S DEGREES REQUIRING 4 OR 5 YEARS		MASTER'S DEGREES		DOCTOR'S DEGREES (PH.D., ED.D., ETC.)	
	2	3	4	5	6	7
	1	2	3	4	5	6
EDUCATIONAL ADMIN., SUPERVISION, FINANCE						
N Y SUNY COLLEGE OSWEGO			6			
N Y SUNY COLLEGE PLATTSBURGH			10	1		
N Y SUNY COLLEGE PLOSDEN			3			
N Y SYRACUSE U MAIN CAMPUS			10	3	4	
N Y UNIVERSITY OF ROCHESTER			6	3	9	1
N C APPALACHIAN ST UNIVERSITY			57	2		
N C DUKE UNIVERSITY			2	1	13	2
N C EAST CAROLINA U ALL CAM			33	4		
N C N C AG E TECH STATE UNIV			3			
N C UNIV OF NC AT CHAPFL HILL			5			
N C UNIV OF NC AT GREENSBORO			9	3	1	
N C WESTERN CAROLINA UNIV			79			
N D NORTH DAKOTA STATE UNIV			31	3		
N D UNIV N DAK MAIN CAMPUS			28		2	
OHIO BOHNING GRN ST U ALL CAM			41	5		
OHIO CENTRAL STATE UNIVERSITY			3			
OHIO KENT ST UNIV MAIN CAMPUS			63	23	1	
OHIO MIAMI UNIV ALL CAMPUSES			23			
OHIO OHIO UNIV ALL CAMPUSES			38	2	5	
OHIO UNIVERSITY OF AKRON			71	16	1	
OHIO U CINCINNATI MAIN CAMPUS			15	6		2
OHIO UNIVERSITY OF TOLEDO			11	3		
OHIO WRIGHT STATE UNIVERSITY			11			
OHIO XAVIER UNIVERSITY			190	25		
OKLA CENTRAL STATE COLLEGE			27	1		
OKLA OKLA ST UNIV MAIN CAMPUS						
OKLA UNIVERSITY OF TULSA			13	22	9	3
OREG OREGON STATE UNIVERSITY			4	2		
OREG UNIV OREGON MAIN CAMPUS			12	14	1	
PA OHIOESNE UNIVERSITY			10	1		
PA LEHIGH UNIVERSITY			23	3	12	
PA PENN ST UNIV ALL CAMPUSES			59	15	19	
PA TEMPLE UNIVERSITY			4		4	
PA UNIV OF PENNSYLVANIA			1	3	6	
PA UNIV PITTSBG ALL CAMPUSES						
PA UNIVERSITY OF SCRANTON			22	11		
PA VILLANOVA UNIVERSITY			58	6		
PA WESTMINSTER COLLEGE			14	7		
R I RHODE ISLAND COLLEGE			4			
S C UNIV S C ALL CAMPUSES			26	4		
S D NORTHERN STATE COLLEGE			2			
S D UNIVERSITY SOUTH DAKOTA			7	1		
TENN AUSTIN PEAY STATE UNIV			32	3		
TENN E TENN ST U ALL CAMPUSES			5	1		
TENN GEORGE PEABODY COL TECHS			54	30	7	1
TENN MEMPHIS STATE UNIVERSITY			40	4		
TENN MIDDLE TENNESSEE ST UNIV			11	2		
TENN TENN AG S INDUS ST UNIV			41	3	19	1
TENN TENN TECHNOLOGICAL UNIV			7	3		
TENN UNIV OF TENN ALL CAMPUSES			2			
TEX ARILENE CHRISTIAN COLLEGE						
TEX BAYLOR UNIV MAIN CAMPUS						

TABLE 4.--BACHELOR'S, MASTER'S, AND DOCTOR'S DEGREES CONFERRED IN INSTITUTIONS OF HIGHER EDUCATION, BY SEX OF STUDENT, FIELD OF STUDY, STATE OR OTHER AREA, AND INSTITUTION: AGGREGATE UNITED STATES, 1960-69 --CONTINUED

FIELD OF STUDY, STATE OR OTHER AREA, AND INSTITUTION	BACHELOR'S DEGREES REQUIRING 4 OR 5 YEARS		MASTER'S DEGREES		DOCTOR'S DEGREES (PH.D., ED.D., ETC.)		BACHELOR'S DEGREES REQUIRING 4 OR 5 YEARS		MASTER'S DEGREES		DOCTOR'S DEGREES (PH.D., ED.D., ETC.)				
	1	2	3	4	5	6	7	1	2	3	4	5	6	7	
	MEN		WOMEN		MEN		WOMEN		MEN		WOMEN		MEN		WOMEN
(CONTINUED)															
COUNSELING AND GUIDANCE															
ARIZ ARIZONA STATE UNIVERSITY				64	89	5									
ARIZ NORTHERN ARIZONA UNIV				22	27	1									
ARIZ UNIVERSITY OF ARIZONA				29	21										
ARK ARK ST UNIV ALL CAMPUSES				23	21										
ARK HENDERSON STATE COLLEGE				8	21										
ARK STATE COLLEGE OF ARK				26	16										
ARK UNIV ARK MATN CAMPUS				8	12										
CAL CALIF STATE COL FULLERTON				5	5										
CAL CALIF STATE COL LONG BEACH				4	6										
CAL CALIF STATE COL LOS ANGELES				26	15										
CAL SACRAMENTO STATE COLLEGE				23	15										
CAL CHAPMAN COLLEGE				4	3										
CAL CLAREMONT UNIV CENTER				2	8										
CAL LOMA LINDA UNIV ALL CAMPUSES				8	6										
CAL PASADENA COLLEGE				16	7										
CAL US INTERNAT-ONAL UNIV				13	6										
CAL UNIV OF CAL SANTA BARBARA				5	9										
CAL UNIV OF SAN FRANCISCO				13	11										
CAL UNIVERSITY OF SANTA CLARA				25	13										
CAL WHITTIER COLLEGE					1										
COLO COLORADO STATE COLLEGE				45	23	16	3								
COLD UNIVERSITY OF DENVER				8	18	1									
CONN CENTRAL CONN STATE COL				4	4										
CONN FAIRFIELD UNIVERSITY				17	11										
CONN SOUTHERN CONN STATE COL				12	12										
CONN UNIVERSITY OF BRIDGEPORT				16	16										
CONN UNIV CONN ALL CAMPUSES				16	25	2	1								
CONN UNIVERSITY OF HARTFORD				20	12										
DEL UNIVERSITY OF DELAWARE				17	10										
D C CATHOLIC UNIV OF AMERICA				11	13	6									
D C GEORGE WASHINGTON UNIV				9	22	2	1								
FLA BARRY COLLEGE				5	10										
FLA ROLLINS COL ALL CAMPUSES				5	16										
FLA FLORIDA A & M UNIVERSITY				19	23										
FLA FLORIDA ATLANTIC UNIV				53	47										
FLA FLORIDA STATE UNIVERSITY				7	11	10	2								
FLA UNIVERSITY OF FLORIDA				39	67	12	7								
FLA UNIV OF SOUTH FLORIDA				8	26										
GA ATLANTA UNIVERSITY				23	23	1									
GA FORT VALLEY STATE COLLEGE				6	7										
GA GEORGIA SOUTHERN COLLEGE				9	6										
GA GEORGIA STATE COLLEGE				7	15										
GA UNIVERSITY OF GEORGIA				42	39	5									
GA WEST GEORGIA COLLEGE				10	10										
IDA IDAHO STATE UNIVERSITY				14	7										
IDA UNIVERSITY OF IDAHO				2	2										
ILL PRADLEY UNIVERSITY				23	18										
ILL CHICAGO STATE COLLEGE				27	28										
ILL DEPAUL UNIVERSITY				5	5										
ILL EASTERN ILLINOIS UNIV				21	22										
ILL ILLINOIS STATE UNIVERSITY				27	20										
ILL LOYOLA UNIVERSITY				36	34	2									
ILL MILLIKIN UNIVERSITY				2	5										

TABLE 4.--BACHELOR'S, MASTER'S, AND DOCTOR'S DEGREES CONFERRED IN INSTITUTIONS OF HIGHER EDUCATION, BY SEX OF STUDENT, FIELD OF STUDY, STATE OR OTHER AREA, AND INSTITUTION: AGGREGATE UNITED STATES, 1968-69 --CONTINUED

FIELD OF STUDY, STATE OR OTHER AREA, AND INSTITUTION	BACHELOR'S DEGREES REQUIRING 4 OR 5 YEARS		MASTER'S DEGREES		DOCTOR'S DEGREES (PH.D., ED.D., ETC.)		BACHELOR'S DEGREES REQUIRING 4 OR 5 YEARS		MASTER'S DEGREES		DOCTOR'S DEGREES (PH.D., ED.D., ETC.)			
	1	2	3	4	5	6	7	1	2	3	4	5	6	7
	1	2	3	4	5	6	7	1	2	3	4	5	6	7
COUNSELING AND GUIDANCE														
MI CH CENTRAL MICHIGAN UNIV				20	10									
MI CH EASTERN MICHIGAN UNIV				110	65									
MI CH MICH ST UNIV ALL CAMPUSES				84	66	22	4							
MI CH NORTHERN MICHIGAN UNIV				12	6									
MI CH SIENA HEIGHTS COLLEGE														
MI CH UNIVERSITY OF DETROIT				24	28									
MI CH WAYNE STATE UNIVERSITY				56	61	2								
MI CH WESTERN MICHIGAN UNIV				46	47									
MINN BEMIDJI STATE COLLEGE				11	3									
MINN COLLEGE OF ST THOMAS				20	15									
MINN MANKATO STATE COLLEGE				25	7									
MINN MORHEAD STATE COLLEGE					1									
MINN ST CLOUD STATE COLLEGE				17	3									
MINN WINONA STATE COLLEGE				20	6									
MISS DELT... STATE COLLEGE				17	3									
MISS MISSISSIPPI COLLEGE				6	9									
MISS MISSISSIPPI STATE UNIV				29	21									
MISS UNIV MISS MAIN CAMPUS				17	20									
MISS UNIV OF STHRN MISSISSIPPI				22	12									
MO CENTRAL MO ST COL ALL CAM				13	12									
MO OKRURY COLLEGE					1									
MO NORTHEAST MISSOURI ST COL				29	13									
MO NORTHWEST MISSOURI ST COL				14	4									
MO SOUTHEAST MISSOURI ST COL				7	4									
MO SOUTHWEST MISSOURI ST COL				4	3									
MO UNIV MISSOURI AT COLUMBIA	2		1	64	40	11	1							
MO UNIV MISSOURI AT KANS CITY				22	30									
MO UNIV MISSOURI AT WARREN				2	2									
MONT EASTERN MONTANA COLLEGE				10	2									
MONT MONTANA STATE UNIVERSITY				10	10	2								
MONT UNIVERSITY OF MONTANA														
NEBR CHADRON STATE COLLEGE				6	1									
NEBR CRIEIGHTON UNIVERSITY				16	6									
NEBR KEARNEY STATE COLLEGE				12	2									
NEBR UNIV NEBRASKA AT OMAHA				10	7									
NEBR WAYNE STATE COLLEGE				6	1									
NEV NEVADA SOUTHERN UNIV				1	6									
NEV UNIVERSITY OF NEVADA				6	4									
N J GLASSBORO STATE COLLEGE				21	11									
N J JERSEY CITY STATE COLLEGE				4	4									
N J MONTCLAIR STATE COLLEGE				20	20									
N J NEWARK STATE COLLEGE				33	29									
N J PATERSON STATE COLLEGE				4	1									
N J RIDER COLLEGE				6	4									
N J RUTGERS THE ST U ALL CAM				16	25	6	1							
N J SETON HALL UNIVERSITY				34	22									
N J TRENTON STATE COLLEGE				12	10									
N M EASTERN NEW MEX U ALL CAM				4	3									
N M NEW MEX ST U ALL CAMPUSES				3	6	2								
N M UNIVERSITY OF NEW MEXICO				19	42	2	3							
N M WESTERN NEW MEXICO UNIV				9	3									
N Y ALFRED UNIV ALL CAMPUSES				11	5									
N Y BANK STREET COL OF EDUC				4	11									
N Y CUNY BROOKLYN COLLEGE				4	18									
N Y CUNY CITY COLLEGE				20	27									



TABLE 4.--BACHELOR'S, MASTER'S, AND DOCTOR'S DEGREES CONFERRED IN INSTITUTIONS OF HIGHER EDUCATION, BY SEX OF STUDENT, FIELD OF STUDY, STATE OR OTHER AREA, AND INSTITUTION: AGGREGATE UNITED STATES, 1968-69 --CONTINUED

FIELD OF STUDY, STATE OR OTHER AREA, AND INSTITUTION	BACHELOR'S DEGREES REQUIRING 4 OR 5 YEARS		MASTER'S DEGREES		DOCTOR'S DEGREES (PH.D., ED.D., ETC.)		BACHELOR'S DEGREES REQUIRING 4 OR 5 YEARS		MASTER'S DEGREES		DOCTOR'S DEGREES (PH.D., ED.D., ETC.)	
	2	3	4	5	6	7	2	3	4	5	6	7
	Men	Women	Men	Women	Men	Women	Men	Women	Men	Women	Men	Women
(CONTINUED)												
COUNSELING AND GUIDANCE												
OREG OREGON STATE UNIVERSITY	-	-	20	12	-	-	-	-	-	-	-	-
OREG UNIV OREGON MAIN CAMPUS	-	-	30	27	8	2	-	-	4	6	-	-
PA DUQUESNE UNIVERSITY	-	-	28	28	-	-	-	-	17	39	-	-
PA GANNON COLLEGE	-	-	15	13	-	-	-	-	7	14	-	-
PA INDIANA U OF PA ALL CAM	-	-	29	18	-	-	-	-	3	7	-	-
PA LEHIGH UNIVERSITY	-	-	15	11	-	-	-	-	5	12	-	-
PA MARYHDD COLLEGE	-	-	4	10	-	-	-	-	-	-	-	-
PA EDINBORO STATE COLLEGE	-	-	31	21	-	-	-	-	4	12	-	-
PA KUTZTOWN STATE COLLEGE	-	-	12	4	-	-	-	-	4	13	-	-
PA MILLERSVILLE STATE COL	-	-	12	13	-	-	-	-	45	57	-	-
PA SHEPPERSBURG STATE COL	-	-	71	31	-	-	-	-	4	13	-	-
PA SLEPPERY ROCK STATE COL	-	-	1	2	-	-	-	-	1	7	-	-
PA WEST CHESTER STATE COL	-	-	12	5	-	-	-	-	6	2	-	-
PA PENN ST UNIV ALL CAMPUSES	-	-	37	28	11	-	-	-	4	15	-	-
PA TEMPLE UNIVERSITY	-	-	40	62	3	2	-	-	1	1	-	-
PA UNIV OF PENNSYLVANIA	-	-	7	10	3	-	-	-	1	1	-	-
PA UNIV PITTSBG ALL CAMPUSES	-	-	61	47	2	1	-	-	22	11	-	-
PA UNIVERSITY OF SCRANTON	-	-	18	11	-	-	-	-	1	4	-	-
PA VILLANOVA UNIVERSITY	-	-	30	37	-	-	-	-	4	15	-	-
PA WESTMINSTER COLLEGE	-	-	48	19	-	-	-	-	1	1	-	-
RI RHODE ISLAND COLLEGE	-	-	15	17	-	-	-	-	1	1	-	-
S C WINTHROP COLLEGE	-	-	6	6	-	-	-	-	22	39	-	-
S D NORTHERN STATE COLLEGE	-	-	19	3	-	-	-	-	42	15	-	-
S D SOUTH DAKOTA STATE UNIV	-	-	34	13	-	-	-	-	16	17	-	-
S D UNIVERSITY SOUTH DAKOTA	-	-	20	9	-	-	-	-	9	8	-	-
TENN AUSTIN PEAY STATE UNIV	-	-	2	1	-	-	-	-	7	1	-	-
TENN E TENN ST U ALL CAMPUSES	-	-	11	37	-	-	-	-	24	9	-	-
TENN MEMPHIS STATE UNIVERSITY	-	-	11	13	-	-	-	-	8	7	-	-
TENN MIDDLE TENNESSEE ST UNIV	-	-	10	17	-	-	-	-	4	3	-	-
TENN TENN AG E INDUS ST UNIV	-	-	6	6	-	-	-	-	21	33	-	-
TENN TENN TECHNOLOGICAL UNIV	-	-	14	13	-	-	-	-	6	19	-	-
TENN UNIV OF TENN ALL CAMPUSES	-	-	3	4	-	-	-	-	319	275	-	-
TEX ABILENE CHRISTIAN COLLEGE	-	-	3	4	-	-	-	-	60	73	-	-
TEX AUSTIN COLLEGE	-	-	1	2	-	-	-	-	-	-	-	-
TEX EAST TEXAS STATE UNIV	-	-	34	26	7	1	-	-	-	-	-	-
TEX HARDIN SIMPSON UNIVERSITY	-	-	4	13	-	-	-	-	3	3	-	-
TEX MIDWESTERN UNIVERSITY	-	-	2	6	-	-	-	-	15	15	-	-
TEX NORTH TEXAS STATE UNIV	-	-	20	73	4	2	-	-	4	16	-	-
TEX OUR LADY OF THE LAKE COL	-	-	21	17	-	-	-	-	72	4	-	-
TEX ST MARYS UNIVERSITY	-	-	10	5	-	-	-	-	1	5	-	-
TEX SOUTHERN METHODIST UNIV	-	-	9	16	-	-	-	-	39	75	-	-
TEX SOUTHWEST TEXAS STATE COL	-	-	9	9	-	-	-	-	1	3	-	-
TEX STEPHEN F AUSTIN ST COL	-	-	17	12	-	-	-	-	17	7	-	-
TEX SUL ROSS STATE COLLEGE	-	-	3	4	-	-	-	-	5	9	-	-
TEX TEXAS A & M UNIVERSITY	-	-	7	8	-	-	-	-	6	4	-	-
TEX PRAIRIE VIEW A & M COL	-	-	19	18	-	-	-	-	8	9	-	-
TEX TEXAS CHRISTIAN UNIV	-	-	1	10	-	-	-	-	13	3	-	-
TEX TEXAS SOUTHERN UNIV	-	-	7	21	-	-	-	-	1	5	-	-
TEX TEXAS WOMANS UNIVERSITY	-	-	-	13	-	-	-	-	1	4	-	-
TEX UNIV OF TEXAS AT EL PASO	-	-	8	8	-	-	-	-	4	3	-	-
TEX WEST TEXAS STATE UNIV	-	-	5	10	-	-	-	-	7	6	-	-
UTAH BRIGHAM YOUNG UNIVERSITY	-	-	27	8	-	-	-	-	5	2	-	-
VT ST MICHAELS COLLEGE	-	-	1	1	-	-	-	-	10	10	-	-
VT UNIV NEW HAMPSHIRE COLLEGE	-	-	-	-	-	-	-	-	3	4	-	-
N Y HOFSTRA UNIVERSITY	-	-	-	-	-	-	-	-	3	6	-	-
N Y SUNY ST Y BUREAU NAT'L CAM	-	-	-	-	-	-	-	-	7	7	-	-

TABLE 4. BACHELOR'S, MASTER'S, AND DOCTOR'S DEGREES CONFERRED IN INSTITUTIONS OF HIGHER EDUCATION, BY SEX OF STUDENT, FIELD OF STUDY, STATE OR OTHER AREA, AND INSTITUTION: AGGREGATE UNITED STATES, 1948-59 -- CONTINUED

FIELD OF STUDY, STATE OR OTHER AREA, AND INSTITUTION	BACHELOR'S DEGREES REQUIRING 4 OR 5 YEARS		MASTER'S DEGREES		DOCTOR'S DEGREES (PH.D., ED.D., ETC.)	
	2	3	4	5	6	7
	MEN	WOMEN	MEN	WOMEN	MEN	WOMEN
REHABILITATION COUNSELOR TRAINING						
N Y SYRACUSE U MAIN CAMPUS	-	-	6	4	-	-
N C UNIV OF NC AT CHAPEL HILL	-	-	1	3	-	-
OHIO KENT ST UNIV MAIN CAMPUS	-	-	28	31	-	-
OHIO U CINCINNATI MAIN CAMPUS	-	-	-	-	-	-
PA PENN ST UNIV ALL CAMPUSES	28	36	-	-	-	-
PA UNIV PITTSBG ALL CAMPUSES	-	-	26	58	3	1
PA UNIVERSITY OF SCRANTON	-	-	18	1	-	-
TENN UNIV OF TENN ALL CAMPUSES	-	-	5	3	-	-
WASH EASTERN WASHINGTON ST COL	-	-	5	4	-	-
W VA MARSHALL UNIV ALL CAMPUSES	2	2	-	-	-	-
W VA W VA UNIV ALL CAMPUSES	-	-	15	5	-	-
WIS U OF WIS MADISON	-	-	1	1	1	1
WIS U OF WIS MILWAUKEE	-	-	8	3	-	-
WIS STOUT ST UNIV MAIN CAMPUS	-	-	16	1	-	-
HISTORY OF EDUC, ETC 2/	58	20	175	206	92	23
ARIZ ARIZONA STATE UNIVERSITY	-	-	-	-	1	2
ARIZ UNIVERSITY OF ARIZONA	-	-	1	-	2	2
CAL CLAREMONT UNIV CENTER	-	-	1	1	2	2
CAL DOMINICAN COL SAN RAFAEL	-	-	1	1	1	1
CONN UNIV CONN ALL CAMPUSES	-	-	-	-	1	1
D C CATHOLIC UNIV OF AMERICA	-	-	5	3	7	2
D C GEORGE WASHINGTON UNIV	-	-	3	3	8	3
FLA UNIVERSITY OF FLORIDA	-	-	9	15	3	2
HAWA CHURCH COLLEGE OF HAWAII	3	2	4	7	-	-
HAWA UNIV HAWAII MAIN CAMPUS	-	-	4	-	-	-
IDA UNIVERSITY OF IDAHO	13	1	-	-	-	-
ILL LOYOLA UNIVERSITY	-	-	4	4	-	-
ILL NORTHERN ILLINOIS UNIV	-	-	2	2	-	-
ILL UNIV OF ILL URBANA CAMPUS	-	-	1	1	2	2
IND INDIANA UNIV ALL CAMPUSES	-	-	4	1	1	1
IOWA UNIVERSITY OF IOWA	-	-	-	-	1	1
KANS UNIVERSITY OF KANSAS	-	-	1	1	5	1
KY UNIV KY MAIN CAMPUS	-	-	1	1	1	1
MD JOHN'S HOPKINS U ALL CAM	-	-	-	-	1	1
MD WESTERN MARYLAND COLLEGE	-	-	2	1	-	-
MASS BOSTON COLLEGE	-	-	-	-	3	-
MASS BOSTON UNIVERSITY	-	-	6	2	-	-
MICH EASTERN MICHIGAN UNIV	-	-	2	3	-	-
MICH MICH ST UNIV ALL CAMPUSES	-	-	7	1	7	2
MICH WAYNE STATE UNIVERSITY	-	-	-	-	1	1
MINN U OF MINN MPLS ST PAUL	-	-	1	-	-	-
NEBR UNIV NEBRASKA MAIN CAMPUS	-	-	1	1	-	-
N H FRANCONIA COLLEGE	1	-	-	-	-	-
N J NEWARK STATE COLLEGE	-	-	19	2	-	-
N J RUTGERS THE ST U ALL CAM	-	-	3	1	3	1
N Y COLUMBIA UNIV TCNRS COL	-	-	23	24	8	3
N Y CORNELL UNIV ALL CAMPUSES	-	-	10	10	8	3
N Y HOUSTON UNIVERSITY	-	-	2	1	-	-
N Y NEW YORK UNIVERSITY	-	-	11	43	6	-
N Y SUNY ST U BUPLD MAIN CAM	-	-	1	-	2	1
N Y SYRACUSE U MAIN CAMPUS	-	-	-	1	-	-

2/ INCLUDES HISTORY, PHILOSOPHY, OR THEORY OF EDUCATION; COMPARATIVE EDUCATION.



TABLE 4.---BACHELOR'S, MASTER'S, AND DOCTOR'S DEGREES CONFERRED IN INSTITUTIONS OF HIGHER EDUCATION, BY SEX OF STUDENT, FIELD OF STUDY, STATE OR OTHER AREA, AND INSTITUTION: AGGREGATE UNITED STATES, 1968-69 ---CONTINUED

FIELD OF STUDY, STATE OR OTHER AREA, AND INSTITUTION	BACHELOR'S DEGREES REQUIRING 4 OR 5 YEARS		MASTER'S DEGREES		DOCTOR'S DEGREES (PH.D., ED.D., ETC.)		BACHELOR'S DEGREES REQUIRING 4 OR 5 YEARS		MASTER'S DEGREES		DOCTOR'S DEGREES (PH.D., ED.D., ETC.)	
	2	3	4	5	6	7	2	3	4	5	6	7
	1	1	1	1	1	1	1	1	1	1	1	1
EDUCATION, GENERAL	(CONTINUED)											
IOVA IOWA ST U OF SCI & TECH				18								
KANS KANS ST TCHRS COL EMPORIA			44	134		20						
KANS UNIVERSITY OF KANSAS			160	16		7						
KY MURRAY STATE UNIVERSITY			114	104								
KY UNIVERSITY OF LOUISVILLE			5	9								
LA TULANE UNIV OF LOUISIANA			10	25								
ME UNIV MAINE ALL CAMPUSES			48	89								
MD JOHN'S HOPKINS U ALL CAM			9	37								
MD SALISBURY STATE COLLEGE			1	1								
MD TOWSON STATE COLLEGE			27	10								
MD UNIV MD MAIN CAMPUS					8	1						
MD WESTERN MARYLAND COLLEGE			1									
MASS BOSTON UNIVERSITY			3	8		45	23					
MASS EMMAUEL COLLEGE			1	3								
MASS HARVARD UNIVERSITY			52	38								
MASS STATE COL AT BOSTON			153	101								
MASS STATE COL AT BRIDGEWATER			30	11								
MASS STATE COL AT FITCHBURG			28	33								
MASS STATE COL AT FRAMINGHAM			15	4								
MASS STATE COL AT WESTFIELD			61	30								
MASS STATE COL AT WORCESTER			87	67								
MASS NORTHWESTERN UNIVERSITY			95	137								
MASS SIMMONS COLLEGE				16								
MASS SPRINGFIELD COLLEGE			2									
MASS SUFFOLK UNIV ALL CAMPUSES			25	15								
MICH ANDREWS UNIVERSITY			5	6								
MICH EASTERN MICHIGAN UNIV			46	92								
MICH MARYGROVE COLLEGE			3	74								
MICH SIENA HEIGHTS COLLEGE				5								
MICH UNIVERSITY OF DETROIT			27	54								
MICH UNIVERSITY OF MICHIGAN			173	392		70	17					
MICH WAYNE STATE UNIVERSITY			5	8								
MINN COLLEGE OF ST THOMAS			28	24								
MINN U OF MINN MAPLS ST PAUL			16	11		40	10					
MISS MISS STATE COL FOR WOMEN				6								
MO NORTHWEST MISSOURI ST COL				1								
MO ST LOUIS U ALL CAMPUSES			28	95		15	8					
MO UNIV MISSOURI AT KANS CITY						3						
MO UNIV MISSOURI AT ST LOUIS			40	28								
MO WASHINGTON UNIVERSITY			13	52		6	1					
MONT WESTERN MONTANA COLLEGE			17	14								
NEBR CONCORDIA TEACHERS COL			5	4								
N H RYAN COLLEGE			41	42								
N H UNIV OF NEW HAMPSHIRE												
N H UNIV OF N H KEENE ST COL			11	11								
N J FAIRLEIGH DICKSON U ALL CAM			15	29								
N J MONTCLAIR STATE COLLEGE			6	11								
N J SETON HALL UNIVERSITY			27	21								
N M EASTERN NEW MEX U ALL CAM			13	19								
N M NEW MEX ST U ALL CAMPUSES			3	6								
N M UNIV OF ALBUQUERQUE			2	5								
N Y CANISUS COLLEGE			79	48								
N Y COLUMBIA UNIV MAIN DIV						29	24					
N Y CORNELL UNIV ALL CAMPUSES			41	30		1						

TABLE 4.--BACHELOR'S, MASTER'S, AND DOCTOR'S DEGREES CONFERRED IN INSTITUTIONS OF HIGHER EDUCATION, BY SEX OF STUDENT, FIELD OF STUDY, STATE OR OTHER AREA, AND INSTITUTION: AGGREGATE UNITED STATES, 1968-69 --CONTINUED

FIELD OF STUDY, AREA, AND INSTITUTION	BACHELOR'S DEGREES REQUIRING 4 OR 5 YEARS		MASTER'S DEGREES		DOCTOR'S DEGREES (PH.D., ED.D., ETC.)		BACHELOR'S DEGREES REQUIRING 4 OR 5 YEARS		MASTER'S DEGREES		DOCTOR'S DEGREES (PH.D., ED.D., ETC.)				
	1	2	3	4	5	6	7	1	2	3	4	5	6	7	
	MEN		WOMEN		MEN		WOMEN		MEN		WOMEN		MEN		WOMEN
(CONTINUED)															
PHYSICAL EDUCATION--NONTEACHING															
ALA LIVINGSTON UNIVERSITY	10	1	3	1	1	1	1	1	1	1	1	1	1	1	1
ALA TROY ST COL ALL CAMPUSES	1	1	3	1	1	1	1	1	1	1	1	1	1	1	1
ARIZ ARIZONA STATE UNIVERSITY	9	4	4	1	1	1	1	1	1	1	1	1	1	1	1
ARIZ NORTHERN ARIZONA UNIV	10	9	1	1	1	1	1	1	1	1	1	1	1	1	1
ARK HARDING COL MAIN CAMPUS	2	1	1	1	1	1	1	1	1	1	1	1	1	1	1
ARK HENDERSON STATE COLLEGE	3	1	1	1	1	1	1	1	1	1	1	1	1	1	1
ARK QUACHITA BAPTIST UNIV	3	1	1	1	1	1	1	1	1	1	1	1	1	1	1
ARK PHILANDER SMITH COLLEGE	3	1	1	1	1	1	1	1	1	1	1	1	1	1	1
CAL BIGLA COLLEGE	6	1	1	1	1	1	1	1	1	1	1	1	1	1	1
CAL FRESNO ST COL MA IN CAMPUS	55	30	2	2	2	2	2	2	2	2	2	2	2	2	2
CAL HUMBOLDT STATE COLLEGE	19	12	1	1	1	1	1	1	1	1	1	1	1	1	1
CAL SONOMA STATE COLLEGE	7	6	1	1	1	1	1	1	1	1	1	1	1	1	1
CAL LOMA LINDA U ALL CAMPUSES	1	1	1	1	1	1	1	1	1	1	1	1	1	1	1
CAL OCCIDENTAL COLLEGE	5	1	1	1	1	1	1	1	1	1	1	1	1	1	1
CAL U OF CAL BERKELEY	12	18	4	3	3	3	3	3	3	3	3	3	3	3	3
CAL U OF CAL DAVIS	6	6	1	1	1	1	1	1	1	1	1	1	1	1	1
CAL U OF CAL LOS ANGELES	14	13	8	9	9	9	9	9	9	9	9	9	9	9	9
CAL U OF CAL SANTA BARRARA	17	21	2	3	3	3	3	3	3	3	3	3	3	3	3
COLO ADAMS STATE COLLEGE	9	17	1	1	1	1	1	1	1	1	1	1	1	1	1
CONN UNIV CONN ALL CAMPUSES	8	4	4	1	1	1	1	1	1	1	1	1	1	1	1
FLA ST LEO COLLEGE	1	1	1	1	1	1	1	1	1	1	1	1	1	1	1
FLA UNIVERSITY OF TAMPA	12	2	2	1	1	1	1	1	1	1	1	1	1	1	1
GA LA GRANGE COLLEGE	5	1	1	1	1	1	1	1	1	1	1	1	1	1	1
GA MORRIS BROWN COLLEGE	7	4	4	1	1	1	1	1	1	1	1	1	1	1	1
IDA NORTHWEST NAZARENE COL	1	1	1	1	1	1	1	1	1	1	1	1	1	1	1
ILL BRADLEY UNIVERSITY	4	1	1	1	1	1	1	1	1	1	1	1	1	1	1
ILL GEORGE WILLIAMS COLLEGE	8	2	2	1	1	1	1	1	1	1	1	1	1	1	1
ILL ILLINOIS WESLEYAN UNIV	11	1	1	1	1	1	1	1	1	1	1	1	1	1	1
ILL NORTHERN ILLINOIS UNIV	4	3	3	1	1	1	1	1	1	1	1	1	1	1	1
IND BUTLER UNIVERSITY	19	12	1	1	1	1	1	1	1	1	1	1	1	1	1
IND HANOVER COLLEGE	1	1	1	1	1	1	1	1	1	1	1	1	1	1	1
IND INDIANA STATE UNIVERSITY	1	1	1	1	1	1	1	1	1	1	1	1	1	1	1
IND INDIANA UNIV ALL CAMPUSES	1	1	1	1	1	1	1	1	1	1	1	1	1	1	1
IND MANCHESTER COLLEGE	3	3	1	1	1	1	1	1	1	1	1	1	1	1	1
IOWA BUENA VISTA COLLEGE	3	1	1	1	1	1	1	1	1	1	1	1	1	1	1
IOWA GRACELAND COLLEGE	1	1	1	1	1	1	1	1	1	1	1	1	1	1	1
IOWA Loras COLLEGE	4	1	1	1	1	1	1	1	1	1	1	1	1	1	1
IOWA MORNINGSTAR COLLEGE	3	1	1	1	1	1	1	1	1	1	1	1	1	1	1
IOWA SIMPSON COLLEGE	2	1	1	1	1	1	1	1	1	1	1	1	1	1	1
IOWA UNIV OF NORTHERN IOWA	3	1	1	1	1	1	1	1	1	1	1	1	1	1	1
IOWA UPPER IOWA UNIVERSITY	2	1	1	1	1	1	1	1	1	1	1	1	1	1	1
IOWA WILLIAM PENN COLLEGE	14	4	4	1	1	1	1	1	1	1	1	1	1	1	1
KANS KANSAS WESLEYAN UNIV	4	1	1	1	1	1	1	1	1	1	1	1	1	1	1
KANS OITAWA UNIVERSITY	18	7	7	1	1	1	1	1	1	1	1	1	1	1	1
KY ASBURY COLLEGE	1	4	4	1	1	1	1	1	1	1	1	1	1	1	1
KY ESTON KENTUCKY UNIVERSITY	21	3	3	1	1	1	1	1	1	1	1	1	1	1	1
KY MURRAY STATE UNIVERSITY	5	3	3	1	1	1	1	1	1	1	1	1	1	1	1
KY NAZARETH COL OF KENTUCKY	1	1	1	1	1	1	1	1	1	1	1	1	1	1	1
KY UNIVERSITY OF LOUISVILLE	3	1	1	1	1	1	1	1	1	1	1	1	1	1	1
LA DILLARD UNIVERSITY	7	5	5	1	1	1	1	1	1	1	1	1	1	1	1
LA LOUISIANA POLY INSTITUTE	4	1	1	1	1	1	1	1	1	1	1	1	1	1	1
LA SOUTHERN UNIV G R G M COL	16	16	7	6	7	7	7	7	7	7	7	7	7	7	7



TABLE 4.--BACHELOR'S, MASTER'S, AND DOCTOR'S DEGREES CONFERRED IN INSTITUTIONS OF HIGHER EDUCATION, BY SEX OF STUDENT, FIELD OF STUDY, STATE OR OTHER AREA, AND INSTITUTION: AGGREGATE UNITED STATES, 1968-69 --CONTINUED

FIELD OF STUDY, STATE OR OTHER AREA, AND INSTITUTION	BACHELOR'S DEGREES REQUIRING 4 OR 5 YEARS		MASTER'S DEGREES		DOCTOR'S DEGREES (PH.D., ED.D., ETC.)		BACHELOR'S DEGREES REQUIRING 4 OR 5 YEARS		MASTER'S DEGREES		DOCTOR'S DEGREES (PH.D., ED.D., ETC.)			
	1	2	3	4	5	6	7	1	2	3	4	5	6	7
	Men	Women	Men	Women	Men	Women	Men	Women	Men	Women	Men	Women	Men	Women
EDUCATION, ALL OTHER FIELDS														
PA BLOOMSBURG STATE COLLEGE			6											
PA CALIFORNIA STATE COLLEGE			37											
PA CLARION ST COL MAIN CAM			4											
PA EAST STRONDSBURG ST COL			10											
PA EDINBURG STATE COLLEGE			11											
PA MANSFIELD STATE COLLEGE			10											
PA MILLERSVILLE STATE COL			18											
PA SHIPPENSBURG STATE COL			9											
PA SLIPPERY ROCK STATE COL			11											
PA WEST CHESTER STATE COL			38											
PA TEMPLE UNIVERSITY				74										
PA UNIV OF PENNSYLVANIA					50									
PA UNIV PITTSBG ALL CAMPUSES					1									
S C CLEMSON UNIV ALL CAMPUSES				12										
TEX EAST TEXAS STATE UNIV				2										
TEX TEXAS A & M UNIVERSITY			20	59	41	17	2							
TEX UNIVERSITY OF HOUSTON				57	156	15	9							
WASH SEATTLE PACIFIC COLLEGE			1											
W VA W VA UNIV ALL CAMPUSES			10											
WIS MARQUETTE UNIV ALL CAMPUSES														
WIS UNIV OF WISCONSIN														
WIS STATE UNIV LA CROSSE			14	5										
ENGINEERING, TOTAL	41,240	313	15,130	113	3,365	12								
ALA AUBURN UNIV	539	3	51	1	15									
ALA SAMPSON UNIVERSITY	1													
ALA TUSKEGEE INSTITUTE	9		2											
ALA UNIV ALABAMA MAIN CAMPUS	192	1	27		18									
ALA UNIV OF ALA BIRMINGHAM	74	1	3											
ALA UNIV OF ALA MONTGOMERY	13		37											
ALA UNIV OF SOUTH ALABAMA	15		15											
ALAS U OF ALAS ALL CAMPUSES	39		163	1	23									
ARIZ ARIZONA STATE UNIVERSITY	208	5	163	1	23									
ARIZ UNIVERSITY OF ARIZONA	212	2	82	3	16									
ARK ARK ST UNIV ALL CAMPUSES	4													
ARK JOHN BROWN UNIVERSITY	8													
ARK LITTLE ROCK UNIVERSITY	1													
ARK UNIV ARK MAIN CAMPUS	191	2	26		4									
CAL CALIFORNIA INST OF TECH	45		93	1	59									
CAL CALIF STATE COL FULLERTON														
CAL CALIF STATE COL LONG BCH	202	3	59											
CAL CALIF STATE COL LOS ANGLS	156	2	21											
CAL CAL ST POLY COL POMONA	315													
CAL CAL STATE POLY SN LUIS NB	358													
CAL CHICO STATE COLLEGE	32													
CAL FRESNO ST COL MAIN CAMPUS	78	1												
CAL HUMBOLDT STATE COLLEGE	5													
CAL SACRAMENTO STATE COLLEGE	79		16											
CAL SAN DIEGO ST COL MAIN CAM	102	2	45											
CAL SAN FERNANDO VLY ST COL	54	1	4											
CAL SAN FRANCISCO STATE COL	21													
CAL SAN JOSE STATE COLLEGE	270	1	139											
CAL HARVEY MUDD COLLEGE	18													
CAL LOYOLA UNIV OF LOS ANG	33	1												
ENGINEERING, TOTAL	113	4	124											

TABLE 4.---BACHELOR'S, MASTER'S, AND DOCTOR'S DEGREES CONFERRED IN INSTITUTIONS OF HIGHER EDUCATION, BY SEX OF STUDENT, FIELD OF STUDY, STATE OR OTHER AREA, AND INSTITUTION: AGGREGATE UNITED STATES, 1968-69 ---CONTINUED

FIELD OF STUDY, STATE OR OTHER AREA, AND INSTITUTION	BACHELOR'S DEGREES REQUIRING 4 OR 5 YEARS		MASTER'S DEGREES		DOCTOR'S DEGREES (PH.D., ED.D., ETC.)		BACHELOR'S DEGREES REQUIRING 4 OR 5 YEARS		MASTER'S DEGREES		DOCTOR'S DEGREES (PH.D., ED.D., ETC.)			
	1	2	3	4	5	6	7	1	2	3	4	5	6	7
	1	2	3	4	5	6	7	1	2	3	4	5	6	7
ILL RONSEVELT UNIVERSITY		2												
ILL SOUTHERN ILL U MAIN CAMPUS		101		12									101	
ILL UNIV OF ILL URRANA CAMPUS	772	3		316		118	1							1
IND ILL CHICAGO CIRCLE	172			5										
IND INDIANA INST OF TECH	149													
IND PURDUE UNIV MAIN CAMPUS	869	5		343	2	123	1							1
IND PURDUE UNIV CALUMET CAMPUS	4													
IND PURDUE UNIV FT WAYNE	3			1										
IND PURDUE U INDPLS REG CAMPUS	4			26										
IND ROSE POLYTECHNIC INST	172			12										
IND TRI-STATE COLLEGE	197													
IND UNIV OF EVANSVILLE	30													
IND UNIVERSITY OF NOTRE DAME	221			44		24								
IOWA VALPARAISO UNIVERSITY	64													
IOWA IOWA ST U OF SCI & TECH	141			110		35								
IOWA UNIVERSITY OF IOWA	91			68		21								
KANS KANSAS ST U AG & APP SCI	218	1		90	1	13								1
KANS UNIVERSITY OF KANSAS	217	4		69	1	15								
KANS WICHITA STATE UNIVERSITY	76			27										
KY UNIV KY MAIN CAMPUS	178	1		46		2								
KY UNIVERSITY OF LOUISVILLE	99			14										
KY WESTN KENTUCKY UNIVERSITY	17													
LA LOUISIANA POLY INSTITUTE	167	1		24										
LA LA ST U BATON ROUGE	273			68		12								
LA LA ST U NEW ORLEANS	15													
LA MCNEESE STATE COLLEGE	27													
LA SOUTHERN UNIV & A & M COL	45													
LA TULANE UNIV OF LOUISIANA	64			16										
LA UNIV STRASHER LOUISIANA	74													
ME MAINE MARITIME ACADEMY	88													
ME UNIV MAINE ALL CAMPUSES	144	1		28		4								
MD JOHNS HOPKINS U ALL CAMP	198			38	1	28								
MD UNIV MD MAIN CAMPUS	347	4		80	2	39								
MASS AUGUSTINIAN COL MERRIMACK VLY	28													
MASS BOSTON UNIVERSITY	84			10										
MASS HARVARD UNIVERSITY	13			6		17								
MASS LOWELL TECHNOLOGICAL INST	200	2		12										
MASS MASS INST OF TECHNOLOGY	357	12		630	8	178								
MASS MASS MARITIME ACADEMY	62													
MASS NORTHEASTERN UNIVERSITY	660	7		339	1	9								
MASS SOUTHERN MASS TECH INST	98													
MASS TUFTS UNIVERSITY	136	3		31		7								
MASS UNIV MASS AMHERST CAMPUS	195	2		53										
MASS WESTERN NEW ENGLAND COL	55													
MASS WOODS HOLE INSTITUTE	269													
MICH WOODS HOLE UNIV	3													
MICH DETROIT INSTITUTE OF TECH	19													
MICH GENERAL MOTORS INSTITUTE	501													
MICH WESTERN NEW ENGLAND COL	84													
MICH WOODS HOLE UNIV	315	1		93		36								
MICH MICH TECH U MAIN CAMPUS	392	2		42		3								
MICH OAKLAND UNIVERSITY	35	1		3										
MICH UNIVERSITY OF DETROIT	226			44		4								

(CONTINUED)

ENGINEERING, TOTAL

(CONTINUED)

FIELD OF STUDY, STATE OR OTHER AREA, AND INSTITUTION	1	2	3	4	5	6	7
MICH UNIVERSITY OF MICHIGAN	64	10		384	3		
MICH WAYNE STATE UNIVERSITY	157	2		92	2		
MICH WESTERN MICHIGAN UNIV	25						
MINN ST CLOUD STATE COLLEGE	20						
MINN U OF MINN WYPLS ST PAUL	513			155			
MISS MISSISSIPPI STATE UNIV	235	4		68			
MISS UNIV MISS MAIN CAMPUS	46			15			
MO LINCOLN UNIVERSITY	8						
MO ROCKHURST COLLEGE	13						
MO ST LOUIS U ALL CAMPUSES	218			41			
MO UNIV MISSOURI AT COLUMBIA	338	2		180			
MO UNIV MISSOURI AT KANS CITY	6						
MO UNIV MISSOURI AT ROLLA	638	1		194			
MO WASHINGTON UNIVERSITY	68	1		54			
MOUNT MONT COL MINPL SCI & TECH	44			8			
MONT MONTANA STATE UNIVERSITY	148	1		45			
NEBR UNIV NEBRASKA MAIN CAMPUS	229			49			
NEBR UNIV NEBRASKA AT OMAHA	50			5	1		
NEV UNIVERSITY OF NEVADA	65			6			
N H BELKNAP COLLEGE	4						
N H DARTMOUTH COLLEGE	45			8			
N H NEW ENGLAND COLLEGE	21						
N H UNIV OF NEW HAMPSHIRE	112	1		43			
N J FAIR HIG DICKSON U ALL CAMP	164						
N J MONMOUTH COLLEGE	22						
N J NEWARK COL OF ENGINEERING	654	5		177	2		
N J PRINCETON UNIVERSITY	109			66			
N J RUTGERS THE ST U ALL CAMP	243	1		54			
N J STEVENS INSTITUTE OF TECH	189			173	1		
N M N MEX INST MINING & TECH	23						
N M NEW MEX ST U ALL CAMPUSES	174	1		44			
N M UNIVERSITY OF NEW MEXICO	137			83			
N Y ALBANY UNIV ALL CAMPUSES	63	1		15			
N Y SUNY CITY COLLEGE	479	5		106	1		
N Y SUNY GRADUATE CENTER							14
N Y SUNY RICHMOND COL	6						
N Y CLARKSON COL OF TECH	228	1		38			
N Y COLUMBIA UNIV MAIN RIV	146	2		193			
N Y COPER UNION	114	1		8			
N Y CORNELL UNIV ALL CAMPUSES	528	2		179	4		
N Y FOREST UNIVERSITY	60						
N Y LG IS U MERRIMANTHUR CAM	94			78			
N Y MANHATTAN COLLEGE	233			23			
N Y NEW YORK UNIVERSITY	277	4		360			
N Y POLYTECHNIC INST BROOKLYN	295	2		259	3		
N Y PRATT INSTITUTE	86	1		20			
N Y REGISLER POLY MAIN CAMP	442	7		188			
N Y REGISLER POLY U.S. CONN				93			
N Y ROCHESTER INST TECHNOLOGY	174	1		174			
N Y SUNY ST U MUELZ MAIN CAMP	208	2		92	1		
N Y SUNY ST U STONY BROK MAIN CAMP	66	2		27			
N Y SUNY COL FORESTRY MAIN CAMP	20						

TABLE 4.—BACHELOR'S, MASTER'S, AND DOCTOR'S DEGREES CONFERRED IN INSTITUTIONS OF HIGHER EDUCATION, BY SEX OF STUDENT, FIELD OF STUDY, STATE OR OTHER AREA, AND INSTITUTION: AGGREGATE UNITED STATES, 1969-70—CONTINUED

FIELD OF STUDY, STATE OR OTHER AREA, AND INSTITUTION	BACHELOR'S DEGREES REQUIRING 4 OR 5 YEARS		MASTER'S DEGREES		DOCTOR'S DEGREES (PH.D., ED.D., ETC.)		
	1	2	3	4	5	6	7
	1	2	3	4	5	6	7
ENGINEERING, TOTAL							
N Y SUNY MARITIME COLLEGE		57					
N Y SYRACUSE U MAIN CAMPUS		124	1	138	2	23	
N Y UNION COLLEGE		73		28			
N Y UNIVERSITY OF ROCHESTER		39	1	34	1	19	
N Y WEBB INST OF NAVAL ARCH		9					
N C DUKE UNIVERSITY		79		17		5	
N C N C AG & TECH STATE UNIV		32	1				
N C N C ST U RALEIGH MAIN CAM		573	1	134		42	
N C UNIV OF NC AT CHAPEL HILL				6			
N C UNIV OF N C AT CHARLOTTE		12	1				
N D NORTH DAKOTA STATE UNIV		161		64			
N D UNIV N DAK MAIN CAMPUS		91		12	1		
OHIO ANTIOCH COL MAIN CAMPUS		6					
OHIO CASE WESTERN RESERVE UNIV		205	1	56		49	
OHIO CLEVELAND STATE UNIV		203	1	4			
OHIO COLLEGE OF STEUBENVILLE		2					
OHIO OHIO NTHR N ALL CAMPUSES		54					
OHIO OHIO ST UNIV ALL CAMPUSES		353	3	196	1	84	1
OHIO OHIO UNIV ALL CAMPUSES		164		24			
OHIO UNIVERSITY OF AKRON		89		28			
OHIO U CINCINNATI MAIN CAMPUS		261	2	89	1	11	
OHIO UNIVERSITY OF DAYTON		133	1	20			
OHIO UNIVERSITY OF TOLEDO		145	2	72			
OHIO WRIGHT STATE UNIVERSITY		2					
OHIO YOUNGSTOWN ST UNIVERSITY		124					
OKLA OKLA ST UNIV MAIN CAMPUS		237	2	121		39	
OKLA UNIV OKLA ALL CAMPUSES		184	1	93		27	
OKLA UNIVERSITY OF TULSA		70	3	32			
OREG OREGON STATE UNIVERSITY		344	3	49	1	14	
OREG UNIVERSITY OF PORTLAND		26					
PA RUCKWELL UNIVERSITY		84	2	12			
PA CARNEGIE-MELLON UNIV		234	3	128	1	51	1
PA Drexel Inst of Technology		475		151	2	11	
PA GANNON COLLEGE		67					
PA GENEVA COLLEGE		25					
PA GROVE CITY COLLEGE		56					
PA Haverford College		2					
PA LAFAYETTE COLLEGE		159					
PA LEHIGH UNIVERSITY		342		95		29	
PA P M C COLLEGES		67		207	2	36	
PA PENN ST UNIV ALL CAMPUSES		747	8				
PA PHELA COL TEXTILES & SCI		17	1				
PA SWARTHMORE COLLEGE		10					
PA UNIV OF PENNSYLVANIA		93		160		85	
PA UNIV PITTSRG ALL CAMPUSES		307	5	106		23	
PA VILLANOVA UNIVERSITY		205	4	47			
RI BROWN UNIVERSITY		81	2	17		22	
RI UNIV R I ALL CAMPUSES		142	3	35		6	
S C CITADEL MILITARY COL S C		60					
S C CLEMSON UNIV ALL CAMPUSES		184		52	1	6	
S C UNIV S C ALL CAMPUSES		113	1	37		4	
S D DAK SCH MINES & TECH		169	1	36			
S D SOUTH DAKOTA STATE UNIV		89		24			

(CONTINUED)

ENGINEERING, TOTAL

FIELD OF STUDY, STATE OR OTHER AREA, AND INSTITUTION	1	2	3	4	5	6	7
S D UNIVERSITY SOUTH DAKOTA		4					
TENN CHRISTIAN PRITCHER COL		92					
TENN MEMPHIS STATE UNIVERSITY		29					
TENN TENN AG & INDUS ST UNIV		29					
TENN TENN TECHNOLOGICAL UNIV		144	2	30			
TENN UNIV OF TENN ALL CAMPUSES		374	6	154		33	
TENN VANDERBILT UNIVERSITY		184	6	23		10	
TEX LA MAR STATE COL TECH		131		4			
TEX LETOURNEAU COLLEGE		48	1				
TEX RICE UNIVERSITY		82	1	80		18	
TEX ST MARKS UNIVERSITY		3					
TEX SOUTHERN METHODIST UNIV		59	1	139		2	
TEX TEXAS A & I UNIVERSITY		42		4			
TEX PRATIE VIEW A & C COL		48	2				
TEX TEXAS A & M UNIVERSITY		340		144			
TEX TEXAS TECHNOLOGICAL COL		223	4	35		5	
TEX TRINITY UNIVERSITY		9		2			
TEX UNIVERSITY OF HOUSTON		164		74		15	
TEX UNIV OF TEX AT ARLINGTON		166	1	9			
TEX UNIV OF TEX AT AUSTIN		394	4	179		4	
TEX UNIV OF TEXAS AT EL PASO		68		32		1	
UTAH BRIGHAM YOUNG UNIVERSITY		102		59			
UTAH UNIV OF UTAH		164	3	79		1	34
UTAH UNIV OF UTAH MAIN CAMPUS		101	1	64		2	
VT MIDDLEBURY UNIVERSITY		59					
VT UNIV OF VT & ST AGRIC COL		58	2	11			
VA HAMPTON INSTITUTE		16					
VA INST TEXTILE TECHNOLOGY				6			
VA OLD DOMINION COLLEGE		49		15			
VA UNIV VIRGINIA MAIN CAMPUS		167		47		18	
VA VIRGINIA MILITARY INST		65					
VA VIRGINIA POLY INSTITUTE		585	4	78		1	32
VA WASHINGTON & LEE UNIV		4					
WASH GONZAGA UNIVERSITY		23					
WASH ST MARTINS COLLEGE		15					
WASH SEATTLE PACIFIC COLLEGE		5					
WASH SEATTLE UNIVERSITY		28		22			
WASH UNIVERSITY OF WASHINGTON		466	5	137		1	46
WASH WALLA WALLA COLLEGE		17					
WASH WASHINGTON STATE UNIV		195	1	23			3
W VA DAVIS & ELKINS COLLEGE		1					
W VA MARSHALL UNIV ALL CAMPUSES		11	1				
W VA W VIRGINIA INST OF TECH		87					
W VA W VA UNIV ALL CAMPUSES		219	3	104		1	14
WIS LAWRANCE U INST PAPER CHEM							2
WIS MARQUETTE U ALL CAMPUSES		237	1	31		1	2
WIS MILWAUKEE SCHOOL OF ENGRG		166		3			
WIS U OF WIS MADISON		448	2	216		4	48
WIS U OF WIS MILWAUKEE		48					
WIS WIS ST U PLATV MAIN CAM		64					
WIS WIS STATE UNIV RIVER FALLS		6					
WYO UNIVERSITY OF WYOMING		164	3	33			

157

TABLE 4.---BACHELOR'S, MASTER'S, AND DOCTOR'S DEGREES CONFERRED IN INSTITUTIONS OF HIGHER EDUCATION, BY SEX OF STUDENT, FIELD OF STUDY, STATE OR OTHER AREA, AND INSTITUTION: AGGREGATE UNITED STATES, 1968-69 ---CONTINUED

FIELD OF STUDY, STATE OR OTHER AREA, AND INSTITUTION	BACHELOR'S DEGREES REQUIRING 4 OR 5 YEARS		MASTER'S DEGREES		DOCTOR'S DEGREES (PH.D., ED.D., ETC.)		BACHELOR'S DEGREES REQUIRING 4 OR 5 YEARS		MASTER'S DEGREES		DOCTOR'S DEGREES (PH.D., ED.D., ETC.)			
	1	2	3	4	5	6	7	1	2	3	4	5	6	7
	MEN	WOMEN	MEN	WOMEN	MEN	WOMEN	MEN	MEN	WOMEN	MEN	WOMEN	MEN	WOMEN	MEN
(CONTINUED)														
ENGINEERING, TOTAL														
U S AIR FORCE INST TECH	45			216		4					13		3	
U S AIR FORCE ACADEMY	319										3		1	
U S MERCHANT MARINE ACAD	109													
U S NAVAL ACADEMY	52													
U S NAVAL POSTGRAD SCHOOL	79			141		2								
P R U PUERTO RICO ALL CPMPUSES	301	4		3										
AEROSPACE, AERONAUTICAL, ASTRONAUTICAL ENG.	2,606	19		828	7	207					13		3	
ALA AUBURN UNIV	700	1		7										
ALA UNIV ALABAMA MAIN CAMPUS	21													
ARIZ UNIV ARIZONA	29			10										
CAL CALIFORNIA INST OF TECH	29			21	1	11								
CAL CAL ST POLY COL POMONA	36													
CAL CAL STATE POLY SN LUIS RB	35													
CAL SAN DIEGO ST COL MAIN CAMP	44			6										
CAL SAN JOSE STATE COLLEGE	165													
CAL NORTHROP INST OF TECH				44										
CAL STANFORD UNIVERSITY						28								
CAL U OF CAL DAVIS	12													
CAL U OF CAL SAN DIEGO	10			6										
CAL UNIV OF STHRN CALIFORNIA	36	1		52	2	9								
COLD UNIV COLD ALL CAMPUSES	29			20		2								
CONN UNIV CONN ALL CAMPUSES				5		5								
D C CATHOLIC UNIV OF AMERICA				23	2	2								
FLA EMORY-RIDDLE AERO INST	36													
FLA FLORIDA INST OF TECH	21	1		10										
FLA UNIVERSITY OF FLORIDA	40			11		6								
FLA UNIVERSITY OF MIAMI	1													
GA INST TECH MAIN CAMPUS	83			21	1									
ILL AEROSPACE INST	15													
ILL ILLINOIS INST OF TECH				2										
ILL UNIV OF ILL URBANA CAMPUS	72	1		8		8								
ILL UNIV ILL CHICAGO CIRCLE	11													
IND INDIANA INSTITUTE OF TECH	14													
IND PURDUE UNIV MAIN CAMPUS	41			41		12								
IND PURDUE U INDIAN REG CAMPUS	1													
IND TRI-STATE COLLEGE	23													
IND UNIVERSITY OF NOTRE DAME	47			13		2								
IOWA IOWA ST U OF SCI & TECH	48			5		2								
KANS UNIVERSITY OF KANSAS	34													
KANS WICHITA STATE UNIVERSITY	18													
MD UNIV MD MAIN CAMPUS	41			6		1								
MASS BOSTON UNIVERSITY	20													
MASS MASS INST OF TECHNOLOGY	65			62		12								
MASS UNIV MASS AMHERST CAMPUS	35													
MICH UNIVERSITY OF MICHIGAN	90	2		48		14								
MINN U OF MINN MPLS ST PAUL	98			11		2								
MISS MISSISSIPPI STATE UNIV	34			7										
MO ST LOUIS U ALL CAMPUSES	154													
N J PRINCETON UNIVERSITY	33			27		26								
N Y CORNELL UNIV ALL CAMPUSES	45	2		18		5								
N Y NEW YORK UNIVERSITY	45			17		6								
N Y POLYTECHNIC INST BROOKLYN	41			17		14								

TABLE 4.--BACHELOR'S, MASTER'S, AND DOCTOR'S DEGREES CONFERRED IN INSTITUTIONS OF HIGHER EDUCATION, BY SEX OF STUDENT, FIELD OF STUDY, STATE OR OTHER AREA, AND INSTITUTION: AGGREGATE UNITED STATES, 1968-69 --CONTINUED

FIELD OF STUDY, STATE OR OTHER AREA, AND INSTITUTION	BACHELOR'S DEGREES REQUIRING 4 OR 5 YEARS		MASTER'S DEGREES		DOCTOR'S DEGREES (PH.D., ED.D., ETC.)		BACHELOR'S DEGREES REQUIRING 4 OR 5 YEARS		MASTER'S DEGREES		DOCTOR'S DEGREES (PH.D., ED.D., ETC.)	
	2	3	4	5	6	7	2	3	4	5	6	7
	Men	Women	Men	Women	Men	Women	Men	Women	Men	Women	Men	Women
(CONTINUED)												
AGRICULTURAL ENGINEERING												
MO. UNIV. MD. MAIN CAMPUS	8	-	1	-	1	-	-	-	-	-	-	-
MASS. UNIV. MASS. AMHERST CAMPUS	-	-	-	-	1	-	-	-	-	-	-	-
MICH. TECH. ST. UNIV. ALL CAMPUSES	8	-	7	-	4	-	-	-	-	-	-	-
MINN. U. OF MINN. WHPLES ST. PAUL	12	4	-	-	-	-	-	-	-	-	-	-
MISS. MISSISSIPPI STATE UNIV	3	-	-	-	-	-	-	-	-	-	-	-
MO. UNIV. MISSOURI AT COLUMBIA	23	9	9	2	2	-	-	-	-	-	-	-
MONT. MONTANA STATE UNIVERSITY	7	-	-	-	-	-	-	-	-	-	-	-
NEBR. UNIV. NEBRASKA MAIN CAMPUS	6	-	8	-	-	-	-	-	-	-	-	-
N. J. RUTGERS THE ST. U. ALL CAM.	-	-	3	-	-	-	-	-	-	-	-	-
N. M. NEW MEX. ST. U. ALL CAMPUSES	4	-	-	-	-	-	-	-	-	-	-	-
N. Y. CORNELL UNIV. ALL CAMPUSES	30	-	3	-	4	-	-	-	-	-	-	-
N. C. N. C. ST. U. RALEIGH MAIN CAM.	17	-	7	-	2	-	-	-	-	-	-	-
N. D. NORTH DAKOTA STATE UNIV	15	-	5	-	-	-	-	-	-	-	-	-
OHIO OHIO ST. UNIV. ALL CAMPUSES	6	1	3	-	5	-	-	-	-	-	-	-
OKLA. OKLA. ST. UNIV. MAIN CAMPUS	5	-	3	-	4	-	-	-	-	-	-	-
OREG. OREGON STATE UNIVERSITY	5	-	1	-	-	-	-	-	-	-	-	-
PA. PENN. ST. UNIV. ALL CAMPUSES	16	-	7	-	-	-	-	-	-	-	-	-
S. C. CLEMSON UNIV. ALL CAMPUSES	-	-	3	-	-	-	-	-	-	-	-	-
S. D. SOUTH DAKOTA STATE UNIV	12	-	-	-	-	-	-	-	-	-	-	-
TENN. UNIV. OF TENN. ALL CAMPUSES	2	-	5	-	-	-	-	-	-	-	-	-
TEX. PRATIE VIEH A. & M. COL.	1	-	-	-	-	-	-	-	-	-	-	-
TEX. TEXAS A. & M. UNIVERSITY	19	-	3	-	4	-	-	-	-	-	-	-
TEX. TEXAS TECHNOLOGICAL COL.	15	-	-	-	-	-	-	-	-	-	-	-
UTAH. UTAH ST. UNIV. MAIN CAMPUS	3	-	1	-	-	-	-	-	-	-	-	-
VA. VIRGINIA POLY INSTITUTE	6	-	2	-	-	-	-	-	-	-	-	-
WASH. WASHINGTON STATE UNIV	6	-	1	-	-	-	-	-	-	-	-	-
W. VA. W. VA. UNIV. ALL CAMPUSES	3	-	1	-	-	-	-	-	-	-	-	-
WIS. U. OF WIS. MADISON	8	-	5	-	-	-	-	-	-	-	-	-
WIS. STATE UNIV. RIVER FALLS	6	-	-	-	-	-	-	-	-	-	-	-
WYO. UNIVERSITY OF WYOMING	7	-	-	-	-	-	-	-	-	-	-	-
ARCHITECTURAL ENGINEERING												
CAL. CAL. STATE POLY. SN. LUIS OR	234	3	27	1	-	-	-	-	-	-	-	-
COLO. UNIV. COLO. ALL CAMPUSES	52	-	-	-	-	-	-	-	-	-	-	-
FLA. UNIVERSITY OF FLORIDA	12	-	-	-	-	-	-	-	-	-	-	-
FLA. UNIVERSITY OF MIAMI	18	1	3	-	-	-	-	-	-	-	-	-
ILL. CHICAGO TECHNICAL COLLEGE	25	-	-	-	-	-	-	-	-	-	-	-
ILL. UNIV. OF ILL. URBANA CAMPUS	14	-	11	-	-	-	-	-	-	-	-	-
IOWA. IOWA ST. U. OF SCI. & TECH.	6	-	1	-	-	-	-	-	-	-	-	-
KANS. UNIVERSITY OF KANSAS	4	1	-	-	-	-	-	-	-	-	-	-
N. C. N. C. AG. & TECH. STATE UNIV.	5	-	1	-	-	-	-	-	-	-	-	-
N. D. NORTH DAKOTA STATE UNIV	2	-	-	-	-	-	-	-	-	-	-	-
OKLA. OKLA. ST. UNIV. MAIN CAMPUS	5	-	-	-	-	-	-	-	-	-	-	-
PA. PENN. ST. UNIV. ALL CAMPUSES	16	-	4	-	-	-	-	-	-	-	-	-
TENN. TENN. AG. & INDUS. ST. UNIV.	4	-	-	-	-	-	-	-	-	-	-	-
TEX. PRATIE VIEH A. & M. COL.	12	1	-	-	-	-	-	-	-	-	-	-
TEX. UNIV. TEXAS AT AUSTIN	18	8	1	-	-	-	-	-	-	-	-	-
VA. VIRGINIA POLY INSTITUTE	3	-	-	-	-	-	-	-	-	-	-	-
WASH. WASHINGTON STATE UNIV	38	-	-	-	-	-	-	-	-	-	-	-
BIOMEDICAL ENGINEERING												
CAL. STANFORD UNIVERSITY	14	1	27	-	18	-	-	-	-	-	-	-
D. C. GEORGE WASHINGTON UNIV	-	-	-	-	-	-	-	-	-	-	-	-
BIOMEDICAL ENGINEERING (CONTINUED)												
ILL. ILLINOIS INST. OF TECH	1	-	-	-	-	-	-	-	-	-	-	-
ILL. NORTHWESTERN UNIVERSITY	-	-	-	-	3	-	-	-	-	-	-	-
MO. JOHNS HOPKINS U. ALL CAM.	-	-	2	-	-	-	-	-	-	-	-	-
MASS. WORCESTER POLY INSTITUTE	-	-	-	-	-	-	-	-	-	-	-	-
N. Y. RENESSELAER POLY. MAIN CAM.	11	1	7	-	-	-	-	-	-	-	-	-
OHIO. CASE WESTERN RESERVE UNIV.	-	-	-	-	-	-	-	-	-	-	-	-
PA. Drexel Inst. of Technology	-	-	11	-	-	-	-	-	-	-	-	-
PA. UNIV. OF PENNSYLVANIA	-	-	2	-	-	-	-	-	-	-	-	-
TENN. VANDERBILT UNIVERSITY	2	-	-	-	-	-	-	-	-	-	-	-
UTAH. UNIV. OF UTAH	-	-	-	-	-	-	-	-	-	-	-	-
VA. UNIV. VIRGINIA MAIN CAMPUS	-	-	-	-	-	-	-	-	-	-	-	-
WYO. UNIVERSITY OF WYOMING	-	-	2	-	-	-	-	-	-	-	-	-
CERAMIC ENGINEERING												
CAL. U. OF CAL. BERKELEY	189	2	49	-	-	-	-	-	-	-	-	-
CAL. U. OF CAL. BERKELEY	2	-	-	-	-	-	-	-	-	-	-	-
GA. GA. INST. TECH. MAIN CAMPUS	12	-	5	-	-	-	-	-	-	-	-	-
ILL. UNIV. OF ILL. URBANA CAMPUS	20	1	6	-	-	-	-	-	-	-	-	-
IOWA. IOWA ST. U. OF SCI. & TECH.	9	-	2	-	-	-	-	-	-	-	-	-
MISS. MISSISSIPPI STATE UNIV	3	-	2	-	-	-	-	-	-	-	-	-
MO. UNIV. MISSOURI AT ROLLA	10	-	2	-	-	-	-	-	-	-	-	-
N. J. RUTGERS THE ST. U. ALL CAM.	12	-	1	-	-	-	-	-	-	-	-	-
N. M. NEW MEX. INST. MINING & TECH.	1	-	-	-	-	-	-	-	-	-	-	-
N. Y. ALFRED UNIV. ALL CAMPUSES	63	1	15	-	-	-	-	-	-	-	-	-
N. C. N. C. ST. U. RALEIGH MAIN CAM.	8	-	1	-	-	-	-	-	-	-	-	-
OHIO. OHIO ST. UNIV. ALL CAMPUSES	17	-	5	-	-	-	-	-	-	-	-	-
S. C. CLEMSON UNIV. ALL CAMPUSES	18	-	10	-	-	-	-	-	-	-	-	-
UTAH. UNIV. OF UTAH	1	-	-	-	-	-	-	-	-	-	-	-
VA. VIRGINIA POLY INSTITUTE	4	-	-	-	-	-	-	-	-	-	-	-
WASH. UNIVERSITY OF WASHINGTON	9	-	-	-	-	-	-	-	-	-	-	-
CHEMICAL ENGR., PETROLEUM REFINING ENGR.												
CAL. STANFORD UNIV.	3,504	53	1,127	9	406	3	-	-	-	-	-	-
ALA. AUBURN UNIV.	34	1	5	-	-	-	-	-	-	-	-	-
ALA. UNIV. ALABAMA MAIN CAMPUS	25	-	1	-	-	-	-	-	-	-	-	-
ALA. UNIV. OF SOUTH ALABAMA	2	-	-	-	-	-	-	-	-	-	-	-
ARIZ. ARIZONA STATE UNIVERSITY	15	2	2	-	-	-	-	-	-	-	-	-
ARIZ. UNIVERSITY OF ARIZONA	18	-	9	-	-	-	-	-	-	-	-	-
ARK. UNIV. ARK. MAIN CAMPUS	21	1	1	-	-	-	-	-	-	-	-	-
CAL. CALIFORNIA INST. OF TECH.	2	-	3	-	-	-	-	-	-	-	-	-
CAL. CAL. ST. POLY. COL. POMPONA	18	-	-	-	-	-	-	-	-	-	-	-
CAL. SAN JOSE STATE COLLEGE	9	-	6	-	-	-	-	-	-	-	-	-
CAL. STANFORD UNIVERSITY	14	-	13	-	-	-	-	-	-	-	-	-
CAL. U. OF CAL. BERKELEY	45	-	27	2	10	-	-	-	-	-	-	-
CAL. U. OF CAL. DAVIS	16	-	4	-	-	-	-	-	-	-	-	-
CAL. U. OF CAL. SANTA BARBARA	10	3	3	-	-	-	-	-	-	-	-	-
CAL. UNIV. OF STANFORD CALIFORNIA	10	1	24	-	-	-	-	-	-	-	-	-
COLO. COLORADO SCHOOL OF MINES	38	-	11	-	-	-	-	-	-	-	-	-
COLO. UNIV. GOLD. ALL CAMPUSES	19	-	7	1	4	-	-	-	-	-	-	-
COLO. UNIVERSITY OF DENVER	9	-	3	-	-	-	-	-	-	-	-	-
CONN. UNIV. CONN. ALL CAMPUSES	17	3	10	-	-	-	-	-	-	-	-	-
DEL. UNIVERSITY OF DELAWARE	37	-	23	-	-	-	-	-	-	-	-	-
D. C. CATHOLIC UNIV. OF AMERICA	8	-	2	-	-	-	-	-	-	-	-	-
FLA. UNIVERSITY OF FLORIDA	24	-	23	-	4	-	-	-	-	-	-	-
GA. GA. INST. TECH. MAIN CAMPUS	60	-	17	-	4	-	-	-	-	-	-	-
IDA. UNIVERSITY OF IDAHO	12	-	5	-	2	-	-	-	-	-	-	-
ILL. ILLINOIS INST. OF TECH	38	-	12	-	7	-	-	-	-	-	-	-

TABLE 4.--BACHELOR'S, MASTER'S, AND DOCTOR'S DEGREES CONFERRED IN INSTITUTIONS OF HIGHER EDUCATION, BY SEX OF STUDENT, FIELD OF STUDY, STATE OR OTHER AREA, AND INSTITUTION: AGGREGATE UNITED STATES, 1968-69 --CONTINUED

FIELD OF STUDY, STATE OR OTHER AREA, AND INSTITUTION	BACHELOR'S DEGREES REQUIRING 4 OR 5 YEARS		MASTER'S DEGREES		DOCTOR'S DEGREES (PH.D., ED.D., ETC.)		BACHELOR'S DEGREES REQUIRING 4 OR 5 YEARS		MASTER'S DEGREES		DOCTOR'S DEGREES (PH.D., ED.D., ETC.)	
	MEN	WOMEN	MEN	WOMEN	MEN	WOMEN	MEN	WOMEN	MEN	WOMEN	MEN	WOMEN
CHEMICAL ENGR., PETROLEUM REFINING ENGR												
ILL NORTHWESTERN UNIVERSITY	16	-	18	-	7	-						
ILL UNIV OF ILL URBANA CAMPUS	26	-	24	-	8	-						
ILL UNIV ILL CHICAGO CIRCLE	3	-	-	-	-	-						
IND INDIANA INSTITUTE OF TECH	13	1	-	-	-	-						
IND PURDUE UNIV MAIN CAMPUS	73	-	17	-	6	-						
IND ROSE POLYTECHNIC INST	33	-	-	-	-	-						
IND TRI-STATE COLLEGE	10	-	-	-	-	-						
IND UNIVERSITY OF NOTRE DAME	35	-	5	-	4	-						
IOWA IOWA ST U OF SCI & TECH	56	-	19	-	4	-						
IOWA UNIVERSITY OF IOWA	17	-	6	-	2	-						
KANS KANSAS ST U AG & APP SCI	17	-	8	-	4	-						
KANS UNIVERSITY OF KANSAS	24	-	4	-	4	-						
KY UNIV KY MAIN CAMPUS	18	-	1	-	2	-						
KY UNIVERSITY OF LOUISVILLE	25	-	2	-	2	-						
LA LOUISIANA POLY INSTITUTE	35	-	16	-	8	-						
LA LA ST U BATON ROUGE	48	-	18	-	8	-						
LA MCNEESE STATE COLLEGE	5	-	-	-	-	-						
LA TULANE UNIV OF LOUISIANA	17	-	4	-	7	-						
LA UNIV STATE LN LOUISIANA	7	-	4	-	4	-						
ME UNIV MAINE ALL CAMPUSES	21	-	9	-	4	-						
MD JOHNS HOPKINS U ALL CAMP	15	-	4	-	4	-						
MD UNIV MD MAIN CAMPUS	35	2	13	-	15	-						
MASS LOWELL TECHNOLOGICAL INST	19	-	5	-	5	-						
MASS MASS INST OF TECHNOLOGY	22	2	35	-	16	-						
MASS NORTHEASTERN UNIVERSITY	64	3	5	-	1	-						
MASS TUFTS UNIVERSITY	11	-	7	-	1	-						
MASS UNIV MASS AMHERST CAMPUS	18	2	5	-	3	-						
MASS WORCESTER POLY INSTITUTE	44	-	9	-	1	-						
MICH MICH ST UNIV ALL CAMPUSES	37	-	12	-	1	-						
MICH MICH TECH U MAIN CAMPUS	39	-	4	-	4	-						
MICH UNIVERSITY OF DETROIT	19	-	-	-	-	-						
MICH UNIVERSITY OF MICHIGAN	68	1	20	1	13	-						
MICH WAYNE STATE UNIVERSITY	16	1	12	-	1	-						
MINN U OF MINN MPPLS ST PAUL	46	-	7	-	16	1						
MISS MISSISSIPPI STATE UNIV	24	2	3	-	-	-						
MISS UNIV MISS MAIN CAMPUS	13	-	-	-	-	-						
MO UNIV MISSOURI AT COLUMBIA	22	1	11	-	5	-						
MO UNIV MISSOURI AT ROLLA	55	-	15	-	3	-						
MO WASHINGTON UNIV BRISTOL	7	-	10	-	10	-						
MO UNIV MISSOURI STATE UNIV	28	-	12	-	1	-						
NEBR UNIV NEBRASKA MAIN CAMPUS	32	-	6	-	4	-						
NEV UNIVERSITY OF NEVADA	3	-	-	-	-	-						
NH UNIV OF NEW HAMPSHIRE	12	-	12	-	-	-						
NH NEWARK COL OF ENGINEERING	104	-	17	-	1	-						
NJ PRINCETON UNIVERSITY	12	-	11	-	14	-						
NJ RUTGERS THE ST U ALL CAMP	21	-	1	-	-	-						
NJ STEVENS INSTITUTE OF TECH	-	-	25	-	2	-						
NM NEW MEX ST U ALL CAMPUSES	12	-	4	-	-	-						
NM UNIVERSITY OF NEW MEXICO	16	-	1	-	-	-						
NY CUNY CITY COLLEGE	47	1	11	1	-	-						
NY CUNY GRADUATE CENTER	-	-	-	-	5	-						
NY CLARKSON COL OF TECH	40	-	4	-	1	-						

FIELD OF STUDY, STATE OR OTHER AREA, AND INSTITUTION	BACHELOR'S DEGREES REQUIRING 4 OR 5 YEARS		MASTER'S DEGREES		DOCTOR'S DEGREES (PH.D., ED.D., ETC.)		FIELD OF STUDY, STATE OR OTHER AREA, AND INSTITUTION	BACHELOR'S DEGREES REQUIRING 4 OR 5 YEARS		MASTER'S DEGREES		DOCTOR'S DEGREES (PH.D., ED.D., ETC.)	
	2	3	4	5	6	7		2	3	4	5	6	7
	1	1	1	1	1	1		1	1	1	1	1	1
CHEMICAL ENGR., PETROLEUM REFINING ENGR.	(CONTINUED)												
VA UNIV VIRGINIA MAIN CAMPUS	19	-	7	-	-	-	-	3	-	10	-	19	-
VA VIRGINIA POLY INSTITUTE	48	-	5	-	4	-	115	-	91	-	-	20	-
WASH GONZAGA UNIVERSITY	2	-	-	-	-	-	24	-	-	-	-	-	-
WASH UNIVERSITY OF WASHINGTON	35	3	11	-	7	-	74	-	-	-	-	-	-
WASH WASHINGTON STATE UNIV	19	-	4	-	-	-	99	1	75	2	-	13	-
W VA W VIRGINIA INST OF TECH	9	-	-	-	-	-	-	-	-	-	-	-	-
W VA W VA UNIV ALL CAMPUSES	18	-	10	-	1	-	40	-	-	-	-	-	-
WIS LAMARCE U INST PAPER CHEM	53	-	16	-	2	-	25	-	9	-	2	-	-
WIS U OF WIS MADISON	14	-	3	-	9	-	19	-	13	-	3	-	-
WYO UNIVERSITY OF WYOMING	13	2	-	-	-	-	67	-	13	-	-	-	-
WYO U PUERTO RICO ALL CAMPUSES	14	-	-	-	-	-	23	-	9	-	-	-	-
CIVIL, CONSTRUCTION, TRANSPORT ENGR	5,958	43	2,189	12	981	-	38	-	18	-	1	18	-
ALA AUBURN UNIV	56	-	5	-	-	-	35	1	35	-	9	-	-
ALA UNIV ALABAMA MAIN CAMPUS	17	1	4	-	-	-	59	1	16	-	4	-	-
ALAS U OF ALAS ALL CAMPUSES	25	-	13	-	-	-	10	-	6	-	-	-	-
ARIZ ARIZONA STATE UNIVERSITY	42	-	7	1	1	-	17	-	6	-	-	-	-
ARIZ UNIVERSITY OF ARIZONA	28	-	7	-	2	-	39	-	5	-	-	-	-
ARK UNIV ARK MAIN CAMPUS	-	-	-	-	-	-	3	-	3	-	-	-	-
CAL CALIFORNIA INST OF TECH	70	1	32	-	-	-	7	-	9	-	9	2	-
CAL CALIF STATE COL LONG BCH	-	-	-	-	-	-	11	-	14	-	-	-	-
CAL CALIF STATE COL LOS ANGLS	-	-	-	-	-	-	42	-	10	-	-	-	-
CAL CAL ST POLY COL POMONA	69	-	-	-	-	-	66	-	6	-	-	-	-
CAL CHICO STATE COLLEGE	14	-	-	-	-	-	21	-	-	-	-	-	-
CAL FRESNO ST COL MAIN CAMPUS	32	-	-	-	-	-	18	-	-	-	-	-	-
CAL HUMBOLDT STATE COLLEGE	5	-	-	-	-	-	18	-	63	-	15	-	-
CAL SACRAMENTO STATE COLLEGE	19	-	9	-	-	-	130	3	30	-	-	-	-
CAL SAN DIEGO ST COL MAIN CAM	-	-	3	-	-	-	49	3	-	-	-	-	-
CAL SAN JOSE STATE COLLEGE	45	-	34	-	-	-	40	-	10	-	-	-	-
CAL LOYOLA UNIV OF LOS ANG	6	-	-	-	-	-	40	-	14	-	2	-	-
CAL STANFORD UNIVERSITY	18	-	101	-	20	-	46	-	15	-	-	-	-
CAL U OF CAL BERKELEY	61	1	122	-	28	-	5	-	-	-	-	-	-
CAL U OF CAL DAVIS	30	1	5	-	4	-	2	-	13	-	6	-	-
CAL UNIVERSITY OF THE PACIFIC	12	-	-	-	-	-	60	1	-	-	-	-	-
CAL UNIVERSITY OF SANTA CLARA	12	-	-	-	-	-	102	-	6	-	-	-	-
CAL UNIV OF STERN CALIFORNIA	16	-	33	-	2	-	35	-	-	-	-	-	-
CALO COLORADO STATE UNIVERSITY	30	-	48	-	23	-	62	-	29	-	6	-	-
COLORADO STATE UNIVERSITY	33	-	11	-	9	-	21	-	17	-	-	-	-
COLORADO STATE UNIVERSITY	11	-	-	-	-	-	55	-	25	-	-	-	-
COLO UNIV COLO ALL CAMPUSES	11	-	6	-	8	-	31	1	16	-	-	-	-
CONN UNIV CONN ALL CAMPUSES	29	-	13	-	1	-	13	-	-	-	-	-	-
DEL UNIVERSITY OF DELAWARE	24	-	9	-	1	-	13	-	-	-	-	-	-
D C CATHOLIC UNIV OF AMERICA	5	-	18	-	2	-	13	-	-	-	-	-	-
D C GEORGE WASHINGTON UNIV	6	-	-	-	-	-	75	-	35	-	4	-	-
D C HOWARD UNIVERSITY	9	1	5	-	-	-	154	-	47	-	1	-	-
FLA UNIVERSITY OF FLORIDA	37	-	9	-	1	-	5	-	6	-	2	-	-
FLA UNIVERSITY OF MIAMI	13	-	6	-	-	-	26	-	8	-	1	-	-
GA INST TECH MAIN CAMPUS	96	-	51	1	3	-	50	-	13	-	-	-	-
GA SAVANNAH STATE COLLEGE	3	-	-	-	-	-	70	-	5	1	-	-	-
HAWAII UNIV HAWAII MAIN CAMPUS	33	1	9	-	-	-	19	-	2	-	-	-	-
IDA UNIVERSITY OF IDAHO	27	-	2	-	-	-	1	-	-	-	-	-	-
ILL BRADLEY UNIVERSITY	16	1	2	-	-	-	21	-	-	-	-	-	-
ILL CHICAGO TECHNICAL COLLEGE	25	-	3	-	-	-	26	-	5	-	-	-	-
ILL ILLINOIS INST OF TECH	30	-	3	-	4	-	26	-	5	-	-	-	-

185
195

TABLE 4.—BACHELOR'S, MASTER'S, AND DOCTOR'S DEGREES CONFERRED IN INSTITUTIONS OF HIGHER EDUCATION, BY SEX OF STUDENT, FIELD OF STUDY, STATE OR OTHER AREA, AND INSTITUTION: AGGREGATE UNITED STATES, 1968-69 --CONTINUED

FIELD OF STUDY, STATE OR OTHER AREA, AND INSTITUTION	BACHELOR'S DEGREES REQUIRING 4 OR 5 YEARS		MASTER'S DEGREES		DOCTOR'S DEGREES (PH.D., ED.D., ETC.)		BACHELOR'S DEGREES REQUIRING 4 OR 5 YEARS		MASTER'S DEGREES		DOCTOR'S DEGREES (PH.D., ED.D., ETC.)	
	2	3	4	5	6	7	2	3	4	5	6	7
	(CONTINUED)											
1												
CIVIL - CONSTRUCTION, TRANSPORT ENGR												
N J NEWARK COL OF ENGINEERING	104	1	12									
N J PRINCETON UNIVERSITY	8		16		5							
N J RUTGERS THE ST U ALL CAM	31		7		2							
N J STEVENS INSTITUTE OF TECH	45	1	15		4							
N M NEW MEX ST U ALL CAMPUSES	23		14		3							
N M UNIVERSITY OF NEW MEXICO	81		20									
N Y CUNY CITY COLLEGE												
N Y CUNY GRADUATE CENTER					2							
N Y CLARKSON COL OF TECH	56	1	10									
N Y COLUMBIA UNIV MAIN DIV	12		16		6							
N Y COOPER UNION	17		2									
N Y CORNELL UNIV ALL CAMPUSES	39		42	1	10							
N Y MANHATTAN COLLEGE	44	1										
N Y NEW YORK UNIVERSITY	29	1	47		5							
N Y POLYTECHNIC INST BROOKLYN	29		24		3							
N Y RENSSELAER POLY MAIN CAM	39		19		1							
N Y SUNY ST U RUFOLO MAIN CAM	40		7		3							
N Y SYRACUSE U MAIN CAMPUS	14		3	1								
N Y UNION COLLEGE	24											
N C DUKE UNIVERSITY	33		30		4							
N C N C ST U RALEIGH MAIN CAM	84		7		4							
N D NORTH DAKOTA STATE UNIV	26		19		4							
N D UNIV N DAK MAIN CAMPUS	20		1									
OHIO CASE WESTERN RESERVE UNIV	9		1									
OHIO CLEVELAND STATE UNIV	27	1	1		1							
OHIO OHIO NTHRN U ALL CAMPUSES	13		26		3							
OHIO OHIO ST UNIV ALL CAMPUSES	41		23		6							
OHIO OHIO UNIV ALL CAMPUSES	24		6									
OHIO UNIVERSITY OF AKRON	10		4									
OHIO U CINCINNATI MAIN CAMPUS	17		26		3							
OHIO UNIVERSITY OF DAYTON	14		2									
OHIO UNIVERSITY OF TOLEDO	24		2									
OHIO YOUNGSTOWN ST UNIVERSITY	17											
OKLA OKLA ST UNIV MAIN CAMPUS	27		22		10							
OKLA UNIV OKLA ALL CAMPUSES	14		21									
OREG OREGON STATE UNIVERSITY	66	1	16		1							
PA BUCKNELL UNIVERSITY	30	1	3		1							
PA CARNEGIE-MELLON UNIV	20		32	1	9							
PA Drexel Inst of Technology	82		13									
PA LAFAYETTE COLLEGE	22											
PA LEHIGH UNIVERSITY	39		18		2							
PA PENN ST UNIV ALL CAMPUSES	66	2	20		2							
PA SHANTON COLLEGE	3											
PA UNIV OF PENNSYLVANIA	12		9		4							
PA UNIV PITTSBG ALL CAMPUSES	32		22		1							
PA VILLANOVA UNIVERSITY	59		20		8							
R I BROWN UNIVERSITY	9		1									
R I UNIV R I ALL CAMPUSES	37		5									
S C CITADEL MILITARY COL S C	37											
S C CLEMSON UNIV ALL CAMPUSES	46		11									
S C UNIV S C ALL CAMPUSES	9	1										
S D S DAK SCH MINES & TECH	22		10									
(CONTINUED)												
CIVIL - CONSTRUCTION, TRANSPORT ENGR												
S D SOUTH DAKOTA STATE UNIV	33		9									
TENN CHRISTIAN BROTHRS COL	13											
TENN MEMPHIS STATE UNIVERSITY	5											
TENN TENN AC & INDUS ST UNIV	32		1									
TENN TENN TECHNOLOGICAL UNIV												
TENN UNIV OF TENN ALL CAMPUSES	43		12									
TENN VANDERBILT UNIVERSITY	55	2	3									
TEX LA PAR STATE COL TECH	13											
TEX RICE UNIVERSITY	3		8		1							
TEX SOUTHERN METHODIST UNIV	10		5									
TEX PRAIRIE VIEW A & M COL	6											
TEX TEXAS A & M UNIVERSITY	54		42		11							
TEX TEXAS TECHNOLOGICAL COL	27	2	5		1							
TEX UNIVERSITY OF HOUSTON	19		4									
TEX UNIV OF TEX AT ARLINGTON	17											
TEX UNIV TEXAS AT AUSTIN	44		20	1	21							
TEX UNIV OF TEXAS AT EL PASO	17		14									
UTAH BRIGHAM YOUNG UNIVERSITY	21		42									
UTAH UNIV OF UTAH	27	2	12									
UTAH UNIV ST UNIV MAIN CAMPUS	28	1	16		7							
VT NORWICH UNIVERSITY	25											
VT UNIV OF VT & ST AGRIC COL	22											
VA HAMPTON INSTITUTE	4											
VA OLD DOMINION COLLEGE	18											
VA UNIV VIRGINIA MAIN CAMPUS	23		2									
VA VIRGINIA MILITARY INST	48											
VA VIRGINIA POLY INSTITUTE	136	1	8		5							
WASH GONZAGA UNIVERSITY	6											
WASH ST MARTINS COLLEGE	15											
WASH SEATTLE UNIVERSITY	5											
WASH UNIVERSITY OF WASHINGTON	68	1	34		12							
WASH WALLA WALLA COLLEGE	7											
WASH WASHINGTON STATE UNIV	29		2									
W VA MARSHALL UNIV ALL CAMPUSES	4											
W VA W VIRGINIA INST OF TECH	35											
W VA W VA UNIV ALL CAMPUSES	35		27		6							
WIS MARQUETTE UNIV ALL CAMPUSES	45		4		1							
WIS UNIV OF WIS MADISON	81		37		2							
WIS UNIV OF WIS PLAINFIELD MAIN CAM	60		40									
WYO UNIV OF WYOMING	42	1	10		1							
U S U S AIR FORCE ACADEMY	47											
P R U PUERTO RICO UNIV ALL CAMPUSES	111	2										
ELECTRICAL ENGINEERING, ELECTRONICS	11,629	66	4,011	22	958	4						
ALA AUBURN UNIV	96	1	21	1	10							
ALA TUSKEGEE INSTITUTE	6											
ALA UNIV ALABAMA MAIN CAMPUS	38		8		3							
ALA UNIV OF SOUTH ALABAMA	10	1										
ALAS U OF ALAS ALL CAMPUSES	17		2									
ARIZ ARIZONA STATE UNIVERSITY	92	2	54		1							
ARIZ UNIVERSITY OF ARIZONA	42	1	21		5							
ARK JOHN BROWN UNIVERSITY	8											
ARK UNIV ARK MAIN CAMPUS	81		7									
CAL CALIFORNIA INST OF TECH			13									

TABLE 4. --BACHELOR'S, MASTER'S, AND DOCTOR'S DEGREES CONFERRED IN
 (AS STUDY, STATE OR OTHER AREA, AND INSTITUTION, BY SEX OF STUDENT, FIELD
 OF STUDY, STATE OR OTHER AREA, AND INSTITUTION: AGRICULTURE
 UNITED STATES, 1968-69 --CONTINUED

FIELD OF STUDY, STATE OR OTHER AREA, AND INSTITUTION	BACHELOR'S DEGREES REQUIRING 4 OR 5 YEARS		MASTER'S DEGREES		DOCTOR'S DEGREES (PH.D., ED.D., ETC.)		BACHELOR'S DEGREES REQUIRING 4 OR 5 YEARS		MASTER'S DEGREES		DOCTOR'S DEGREES (PH.D., ED.D., ETC.)			
	1	2	3	4	5	6	7	1	2	3	4	5	6	7
	MEN	WOMEN	MEN	WOMEN	MEN	WOMEN	MEN	MEN	WOMEN	MEN	WOMEN	MEN	WOMEN	MEN
ELECTRICAL ENGINEERING, ELECTRONICS														
CAL CALIF STATE COL FULLERTON				19										
CAL CALIF STATE COL LONG BEACH	95	1		18										
CAL CALIF STATE COL LOS ANGELES				14										
CAL CAL ST POLY COL POMONA	106													
CAL CAL STATE POLY SN LUIS OR	104													
CAL CHICO STATE COLLEGE	7													
CAL FRESNO ST COL MAIN CAMPUS	22													
CAL SACRAMENTO STATE COLLEGE	27													
CAL SAN DIEGO ST COL MAIN CAM				23										
CAL SAN JOSE STATE COLLEGE	85	1		74										
CAL LOYOLA UNIV OF LOS ANG	14													
CAL NORTHERN INST OF TECH	42													
CAL STANFORD UNIVERSITY	25	1		159	1	52								
CAL U OF CAL BERKELEY	132			141	3	36								
CAL U OF CAL DAVIS	45			20		2								
CAL U OF CAL SANTA BARBARA	42			29	1	1								
CAL UNIVERSITY OF THE PACIFIC	3													
CAL UNIVERSITY OF SANTA CLARA	28	1		40		1								
CAL UNIV OF STHRN CALIFORNIA	31			120		27								
CAL WEST CST UNIV MAIN CAMPUS	43													
CAL WST COAST U ORANGE CO QTR	33													
COLORADO STATE UNIVERSITY	50			28		2								
COLORADO STATE UNIV CAMPUSES	95	1		35		7								
COLORADO STATE UNIV DENVER	15			2										
COLORADO STATE UNIV FT COLL	17													
CONN BRIDGEPORT ENGR INSTITUTE														
CONN NEW HAVEN COLLEGE	41													
CONN UNIVERSITY OF BRIDGEPORT	32													
CONN UNIV CONN ALL CAMPUSES	56			34		4								
CONN UNIVERSITY OF HARTFORD	24	1												
CONN UNIVERSITY OF DELAWARE	31	1		2		3								
D C CATHOLIC UNIV OF AMERICA	7			10		1								
D C GEORGE WASHINGTON UNIV	24					1								
D C HOWARD UNIVERSITY	37	1		1		1								
FLA FLORIDA INST OF TECH	37			22										
FLA UNIVERSITY OF FLORIDA	95			37	1	9								
FLA UNIVERSITY OF MIAMI	42			7										
GA INST TECH MAIN CAMPUS	149	1		46		5								
GA SAVANNAH STATE COLLEGE	5													
HAWAII UNIV HAWAII MAIN CAMPUS	54	1		16	1	1								
IDA UNIVERSITY OF IDAHO	48			7										
ILL BRADLEY UNIVERSITY	22			5										
ILL CHICAGO TECHNICAL COLLEGE	44													
ILL ILLINOIS INST OF TECH	148	1		35	1	17								
ILL NORTHWESTERN UNIVERSITY	28			14		40								
ILL UNIV OF ILL URBANA CAMPUS	252			73										
ILL UNIV ILL CHICAGO CIRCLE	59													
IND INDIANA INSTITUTE OF TECH	36													
IND PURDUE UNIV MAIN CAMPUS	260	2		80		30								
IND PURDUE UNIV CALUMET CHRPUS	4													
IND PURDUE UNIV FT WAYNE	2													
IND PURDUE U INDPLS REG CMPUS	1			2										
IND PURDUE POLYTECHNIC INST	36			5										





TABLE 4.--BACHELOR'S, MASTER'S, AND DOCTOR'S DEGREES CONFERRED IN INSTITUTIONS OF HIGHER EDUCATION, BY SEX OF STUDENT, FIELD OF STUDY, STATE OR OTHER AREA, AND INSTITUTION: AGGREGATE UNITED STATES, 1968-69 --CONTINUED

FIELD OF STUDY, STATE OR OTHER AREA, AND INSTITUTION	BACHELOR'S DEGREES REQUIRING 4 OR 5 YEARS		MASTER'S DEGREES		DOCTOR'S DEGREES (PH.D., ED.D., ETC.)		BACHELOR'S DEGREES REQUIRING 4 OR 5 YEARS		MASTER'S DEGREES		DOCTOR'S DEGREES (PH.D., ED.D., ETC.)	
	2	3	4	5	6	7	2	3	4	5	6	7
	1	1	1	1	1	1	1	1	1	1	1	1
ELECTRICAL ENGINEERING, ELECTRONICS												
N J RUTGERS THE ST I ALL CAMP	65	-	19	-	3	-	92	2	35	-	6	-
N J STEVENS INSTITUTE OF TECH	-	-	45	-	4	-	65	2	7	-	-	-
N M NEW MEX ST U ALL CAMPUSES	62	-	8	-	2	-	37	1	9	-	5	-
N M UNIVERSITY OF NEW MEXICO	60	-	34	-	3	-	-	-	-	-	-	-
N Y CUNY CITY COLLEGE	233	3	25	-	-	-	39	1	7	-	4	-
N Y CUNY GRADUATE CFATER	-	-	-	-	3	-	41	-	7	-	-	-
N Y CLARKSON COL OF TECH	62	-	12	-	-	-	39	-	-	-	-	-
N Y COLUMBIA UNIV MAIN DIV	34	1	52	-	14	-	44	-	-	-	-	-
N Y COOPER UNION	17	-	3	-	1	-	39	-	7	-	-	-
N Y CORNELL UNIV ALL CAMPUSES	130	1	52	-	8	-	-	-	-	-	-	-
N Y HOFSTRA UNIVERSITY	22	-	-	-	-	-	20	-	7	-	-	-
N Y LG IS U MERRITWEATHER CAM	16	-	-	-	-	-	33	-	-	-	-	-
N Y MANHATTAN COLLEGE	93	-	-	-	-	-	15	-	1	-	-	-
N Y NEW YORK UNIVERSITY	104	-	146	-	19	-	15	-	1	-	-	-
N Y POLYTECHNIC INST BROOKLYN	103	-	69	-	17	-	37	-	1	-	-	-
N Y PRATT INSTITUTE	14	-	11	-	-	-	89	4	34	-	12	-
N Y RENNELAER INST MAIN CAM	128	-	73	-	17	-	36	1	3	-	3	-
N Y ROCHESTER INST TECHNOLOGY	60	-	2	-	-	-	34	-	-	-	-	-
N Y SUNY ST U BUFLD MAIN CAM	64	2	30	-	2	-	23	-	33	-	-	-
N Y SYRACUSE II MAIN CAMPUS	48	-	74	-	13	-	26	-	64	-	9	-
N Y UNION COLLEGE	23	-	10	-	-	-	-	-	-	-	-	-
N Y UNIVERSITY OF ROCHESTER	19	1	20	-	7	-	13	-	1	-	-	-
N C DUKE UNIVERSITY	28	-	5	-	1	-	20	-	7	-	-	-
N C N C AG C TECH STATE UNIV	9	-	-	-	-	-	60	-	-	-	2	-
N C N C ST U RALEIGH MAIN CAM	108	-	24	-	7	-	56	1	13	-	1	-
N C UNIV OF N C AT CHARLOTTE	5	-	-	-	-	-	58	-	18	-	4	-
N D NORTH DAKOTA STATE UNIV	59	-	15	-	-	-	68	-	2	-	-	-
N D UNIV N DAK MAIN CAMPUS	34	-	2	-	-	-	127	1	43	1	18	-
OHIO CASP WESTERN RESERVE UNIV	53	1	11	-	1	-	31	-	9	-	-	-
OHIO CLEVELAND STATE UNIV	62	-	2	-	-	-	45	-	6	-	-	-
OHIO OHIO NTHRN U ALL CAMPUSES	24	-	-	-	-	-	58	-	7	-	12	-
OHIO OHIO ST UNIV ALL CAMPUSES	63	-	54	-	-	-	34	-	22	1	1	-
OHIO OHIO UNIV ALL CAMPUSES	58	-	7	-	-	-	10	-	-	-	-	-
OHIO UNIVERSITY OF AKRON	38	-	8	-	20	-	13	1	5	-	-	-
OHIO U CINCINNATI MAIN CAMPUS	64	1	11	-	-	-	12	-	-	-	-	-
OHIO UNIVERSITY OF DAYTON	43	-	6	-	-	-	16	-	4	-	-	-
OHIO UNIVERSITY OF TOLEDO	30	1	5	-	-	-	45	-	9	-	2	-
OHIO YOUNGSTOWN ST UNIVERSITY	25	-	-	-	-	-	17	-	-	-	-	-
OKLA OKLA ST UNIV MAIN CAMPUS	65	1	22	-	7	-	11C	1	16	1	5	-
OKLA UNIV OKLA ALL CAMPUSES	44	-	19	-	-	-	6	-	-	-	-	-
OKLA UNIVERSITY OF TULSA	6	-	-	-	-	-	16	-	18	-	-	-
OREG OREGON STATE UNIVERSITY	105	-	15	-	9	-	146	-	31	1	6	-
PA BUCKNELL UNIVERSITY	18	-	33	-	-	-	7	-	5	-	-	-
PA CARNEGIE-MELLON UNIV	79	-	51	-	21	-	41	-	-	-	-	-
PA DREXEL INST OF TECHNOLOGY	161	-	51	-	1	-	20	-	5	-	-	-
PA GANNON COLLEGE	21	-	-	-	-	-	39	-	-	-	-	-
PA GROVE CITY COLLEGE	12	-	-	-	-	-	-	-	-	-	-	-
PA LAFAYETTE COLLEGE	37	-	-	-	-	-	117	-	12	-	1	-
PA LEHIGH UNIVERSITY	78	-	9	-	2	-	99	-	-	-	-	-
PA PENN ST UNIV ALL CAMPUSES	202	1	29	-	7	-	124	-	42	1	14	-
PA SKIPTHMORE COLLEGE	3	-	-	-	-	-	20	-	61	-	-	-
PA UNIV OF PENNSYLVANIA	36	-	95	-	41	-	9	-	-	-	-	-
							26	-	85	-	-	-
							85	-	1	-	-	-

TABLE 4.--BACHELOR'S, MASTER'S, AND DOCTOR'S DEGREES CONFERRED IN INSTITUTIONS OF HIGHER EDUCATION, BY SEX OF STUDENT, FIELD OF STUDY, STATE OR OTHER AREA, AND INSTITUTION: AGGREGATE UNITED STATES, 1968-69 --CONTINUED

FIELD OF STUDY, STATE OR OTHER AREA, AND INSTITUTION	BACHELOR'S DEGREES RECEIVING 4 OR 5 YEARS		MASTER'S DEGREES		DOCTOR'S DEGREES (Ph.D., Ed.D., Etc.)		FIELD OF STUDY, STATE OR OTHER AREA, AND INSTITUTION		BACHELOR'S DEGREES RECEIVING 4 OR 5 YEARS		MASTER'S DEGREES		DOCTOR'S DEGREES (Ph.D., Ed.D., Etc.)	
	Men	Women	Men	Women	Men	Women	Men	Women	Men	Women	Men	Women	Men	Women
	2	3	4	5	6	7	1	1	2	3	4	5	6	7
ENGR SCI, MECH, PHYSICS: SCI ENGR	955	16	604	16	210	-	ENGR SCI, MECH, PHYSICS: SCI ENGR	(CONTINUED)	2	3	4	5	6	7
ALA AUBURN UNIV	-	-	1	-	-	-	MO WASHINGTON UNIVERSITY		1	-	1	-	-	-
ALA SAMFORD UNIV	1	-	1	-	-	-	MONT MONT COL MINN SCI & TECH		11	-	1	-	-	-
ALA UNIV ALABAMA MAIN CAMPUS	8	-	10	-	8	-	MONT MONTANA STATE UNIV		1	-	-	-	-	-
ARIZ ARIZONA STATE UNIV	1	1	2	1	-	-	NEBR UNIV NEBRASKA MAIN CAMPUS		-	-	3	-	1	-
ARIZ UNIV OF ARIZONA	-	-	-	-	-	-	NEV UNIVERSITY OF NEVADA		3	-	-	-	-	-
ARK LITTLE ROCK UNIV	1	-	-	-	-	-	N H DARTMOUTH COLLEGE		28	-	-	-	-	-
CAL CALIFORNIA INST OF TECH	3	7	12	1	12	-	N H NEWARK COL OF ENGINEERING		3	-	3	2	3	-
CAL STANFORD UNIV	14	-	15	1	10	-	N J PUTTERS THE ST U ALL CAM		6	-	5	-	3	-
CAL U OF CAL BERKELEY	-	-	13	-	11	-	N Y CUNY RICHMOND COL		6	-	-	-	-	-
CAL U OF CAL DAVIS	-	-	-	-	-	-	N Y CLARKSON COL OF TECH		-	-	3	-	-	-
CAL U OF CAL SAN DIEGO	9	-	4	-	3	-	N Y COLUMBIA UNIV MAIN DIV		-	-	7	-	-	-
CAL UNIVERSITY OF REDLANDS	11	1	11	-	-	-	N Y CORNELL UNIV ALL CAMPUSES		48	-	6	1	-	-
CAL UNIVERSITY OF SANTA CLARA	4	-	1	-	1	-	N Y HOUSTON UNIV		33	-	-	-	-	-
COLO COLORADO SCHOL OF MINES	16	-	-	-	-	-	N Y LG IS U WETBRIEATHER CAM		4	-	6	-	-	-
COLO REGIS COLLEGE	21	-	21	1	14	-	N Y NEW YORK UNIV		3	-	-	-	-	-
CONN YALE UNIV	7	-	4	-	6	-	N Y RENSSELAER POLY INST CAM		3	-	4	-	-	-
D C CATHOLIC UNIV OF AMERICA	25	-	2	-	2	-	N Y RENSSELAER POLY INST CONN		8	-	2	-	1	-
FLA ROLLINS COL ALL CAMPUSES	-	-	-	-	-	-	N Y SUNY ST U BFIELD MAIN CAM		86	2	19	-	2	-
FLA FLORIDA STATE UNIV	-	-	9	1	-	-	N Y SUNY ST U STONY BROK MAIN		5	-	-	-	-	-
FLA UNIVERSITY OF FLORIDA	1	-	1	-	4	-	N C N C AG & TECH STATE UNIV		4	-	3	-	5	-
FLA UNIVERSITY OF MIAMI	4	-	15	-	5	-	N C N C ST U RALLEGH MAIN CAM		1	-	-	-	-	-
GA GA INST TECH MAIN CAMPUS	2	-	2	-	2	-	OHIO ARTICH COL MAIN CAMPUS		25	-	6	-	5	-
GA INST TECH NORTH CAMPUS	5	1	3	-	5	-	OHIO CASE WESTERN RESERVE UNIV		1	-	-	-	-	-
IDA NORTHWEST NAZARENE COL	10	2	19	-	16	-	OHIO CLEVELAND STATE UNIV		7	-	-	-	-	-
ILL READLEY UNIV	4	1	-	-	-	-	OHIO COLLEGE OF STEUBENVILLE		2	-	-	-	-	-
ILL ILLINOIS INST OF TECH	19	1	-	-	5	-	OHIO OHIO ST UNIV ALL CAMPUSES		1	-	7	-	1	-
ILL NORTHWESTERN UNIV	10	2	1	-	-	-	OHIO U CINCINNATI MAIN CAMPUSES		15	-	-	-	-	-
ILL ROOSEVELT UNIV	3	-	1	-	-	-	OHIO UNIV OF TOLEDO		19	4	24	-	-	-
ILL UNIV OF ILL URBANA CAMPUS	44	1	19	-	16	-	OHIO WRIGHT STATE UNIV		7	-	-	-	-	-
ILL UNIV OF ILL CHICAGO CIRCLE	7	-	-	-	-	-	OKLA UNIV OKLA ALL CAMPUSES		6	-	3	-	-	-
IND PURDUE UNIV MAIN CAMPUS	19	1	-	-	-	-	OKLA UNIVERSITY OF TULSA		3	-	-	-	-	-
IND UNIVERSITY OF NOTRE DAME	10	-	-	-	1	-	OREG OREGON STATE UNIV		7	-	-	-	-	-
IOWA IOWA ST U OF SCI & TECH	5	1	1	-	3	-	PA DREXEL INST OF TECHNOLOGY		2	-	2	-	3	-
IOWA UNIVERSITY OF IOWA	12	-	12	-	10	-	PA LEHIGH UNIV		18	4	4	-	6	-
KANS KANSAS ST U AG & APP SCI	-	-	2	-	1	-	PA PENN ST UNIV ALL CAMPUSES		24	1	49	-	6	-
KANS UNIVERSITY OF KANSAS	8	-	1	-	1	-	PA UNIV OF PENNSYLVANIA		-	-	3	-	5	-
KY UNIV KY MAIN CAMPUS	3	-	5	-	5	-	S C CLEMSON UNIV ALL CAMPUSES		-	-	2	-	-	-
KY WESTN KENTUCKY UNIV	6	1	1	-	2	-	S D SOUTH DAKOTA STATE UNIV		3	-	-	-	-	-
LA LA ST U BATON ROUGE	15	1	-	-	-	-	TENN TENN TECHNOL UNIV		35	-	12	-	4	-
LA LA ST U NEW ORLEANS	17	-	-	-	-	-	TENN UNIV OF TENN ALL CAMPUSES		3	-	5	-	4	-
ME UNIV MAINE ALL CAMPUSES	3	-	4	-	5	-	TEX SOUTHERN METHODIST UNIV		6	-	5	1	-	-
MD JOHNS HOPKINS U ALL CAM	12	-	10	-	5	-	TEX TEXAS TECHNOLOGICAL COL		9	-	2	-	-	-
MASS BOSTON UNIV	3	-	48	6	-	-	TEX TRINITY UNIV		7	-	7	-	-	-
MASS HARVARD UNIV	3	-	-	-	-	-	TEX UNIV OF TEX AT ARLINGTON		6	1	4	-	8	-
MICH ANDREWS UNIV	-	-	3	-	5	-	TEX UNIV OF TEX AT AUSTIN		6	-	-	-	-	-
MICH MICH ST UNIV ALL CAMPUSES	-	-	6	-	2	-	UTAH UNIV OF UTAH		-	-	2	-	-	-
MICH MICH TECH U MAIN CAMPUS	40	2	15	-	9	-	VA UNIV VIRGINIA MAIN CAMPUS		9	-	4	-	4	-
MICH UNIVERSITY OF DETROIT	-	-	10	-	2	-	VA VIRGINIA POLY INST		23	-	10	-	7	-
MICH UNIVERSITY OF MICHIGAN	-	-	10	-	1	-	VA WASHINGTON & LEE UNIV		4	-	-	-	-	-
MICH WAYNE STATE UNIV	-	-	5	-	3	-	WASH GONZAGA UNIV		2	-	-	-	-	-
MINN U OF MINN MNPLS ST PAUL	13	-	15	-	1	-	WASH SEATTLE PACIFIC COLLEGE		5	-	-	-	-	-
MISS UNIV MISS MAIN CAMPUS	-	-	6	-	-	-	WASH WASHINGTON STATE UNIV		-	-	-	-	3	-
MO ROCKHURST COLLEGE	-	-	-	-	-	-								
MO ST LOUIS U ALL CAMPUSES	-	-	-	-	-	-								
MO UNIV MISSOURI AT ROLLA	-	-	15	-	-	-								



TABLE 4.--BACHELOR'S, MASTER'S, AND DOCTOR'S DEGREES CONFERRED IN INSTITUTIONS OF HIGHER EDUCATION, BY SEX OF STUDENT, FIELD OF STUDY, STATE OR OTHER AREA, AND INSTITUTION: AGGREGATE UNITED STATES, 1968-69 ---CONTINUED

FIELD OF STUDY, STATE OR OTHER AREA, AND INSTITUTION	BACHELOR'S DEGREES REQUIRING 4 OR 5 YEARS		MASTER'S DEGREES		DOCTOR'S DEGREES (PH.D., ED.D., ETC.)		BACHELOR'S DEGREES REQUIRING 4 OR 5 YEARS		MASTER'S DEGREES		DOCTOR'S DEGREES (PH.D., ED.D., ETC.)	
	2	3	4	5	6	7	2	3	4	5	6	7
	(CONTINUED)						(CONTINUED)					
1	GENERAL ENGINEERING											
ENGR. SCI., MECH., PHYSICS; SCI. ENGR.												
WIS U OF WIS MADISON	7	-	5	-	3	-	16	1	-	-	-	-
WIS U OF WIS MILWAUKEE	9	-	-	-	-	-	31	-	9	-	-	-
U S S AIR FORCE ACADEMY	53	-	-	-	-	-	260	9	251	3	77	-
U S S NAVAL POSTGRAD SCHOOL	46	-	-	-	-	-	1	-	-	-	-	1
ENVIRONMENTAL HEALTH, SANITARY ENGR	43	1	190	7	33	1	13	-	-	-	-	-
ALA AUBURN UNIV MAIN CAMPUS	-	-	3	-	-	-	16	-	66	1	-	-
ALA U OF ALAS ALL CAMPUSES	-	-	1	-	-	-	16	-	28	-	-	-
CAL SAN JOSE STATE COLLEGE	4	-	-	-	-	-	2	-	-	-	-	-
CAL U OF CAL BERKELEY	-	-	12	-	4	-	9	-	-	-	-	-
FLA UNIVERSITY OF FLORIDA	-	-	7	-	1	4	101	1	12	-	-	-
GA INST TECH MAIN CAMPUS	-	-	4	-	1	-	57	-	-	-	-	-
ILL ILLINOIS INST OF TECH	-	-	11	-	-	-	12	-	-	-	-	-
ILL UNIV OF ILL URBANA CAMPUS	-	-	5	-	-	-	5	-	-	-	-	-
IOWA UNIVERSITY OF IOWA	-	-	4	-	3	-	8	-	-	-	-	-
KANS UNIVERSITY OF KANSAS	-	-	4	-	1	-	1	-	41	-	-	-
MO JOHN HOPKINS U ALL CAMPUS	-	-	4	-	1	2	6	-	-	-	-	-
MO UNIV MO MAIN CAMPUS	-	-	1	-	-	-	-	-	-	-	-	-
MASS UNIV MASS AMHERST CAMPUS	-	-	1	-	-	-	4	-	5	-	-	-
MICH MICH ST UNIV ALL CAMPUSES	-	-	9	-	-	-	16	-	3	-	-	-
MICH UNIVERSITY OF MICHIGAN	-	-	1	-	-	-	23	-	189	-	-	-
MINN U OF MINN MNPLS ST PAUL	-	-	5	-	5	-	4	-	-	-	-	-
MO WASHINGTON UNIVERSITY	28	1	2	-	3	1	44	1	-	-	-	-
N J FORT LEE STATE COLLEGE	-	-	12	-	-	-	6	-	-	-	-	-
N Y NEW YORK UNIVERSITY	-	-	4	-	-	-	64	-	-	-	-	-
N Y RENSSELAER POLY MAIN CAMPUS	8	-	8	-	3	-	5	-	-	-	-	-
N Y SYRACUSE U MAIN CAMPUS	-	-	2	-	-	-	72	-	25	-	30	-
N C UNIV OF NC AT CHAPEL HILL	-	-	6	-	-	-	-	-	9	-	-	-
OHIO U CINCINNATI MAIN CAMPUS	-	-	6	-	-	-	3	-	13	-	-	-
OKLA OKLA ST UNIV MAIN CAMPUS	-	-	1	-	1	-	1	-	1	-	18	-
PA DREXEL INST OF TECHNOLOGY	-	-	20	-	1	1	13	1	-	-	-	-
PA PENN ST UNIV ALL CAMPUSES	3	-	4	-	-	-	26	1	-	-	-	-
S C CLEMSON UNIV ALL CAMPUSES	-	-	5	-	-	-	9	-	-	-	-	-
TENN UNIV OF TENN ALL CAMPUSES	-	-	2	-	-	-	2	-	-	-	-	-
TENN VANDERBILT UNIVERSITY	-	-	5	-	-	-	67	-	-	-	-	-
TEX RICE UNIVERSITY	-	-	4	-	-	-	-	-	-	-	-	-
TEX UNIV TEXAS AT AUSTIN	-	-	14	-	-	-	-	-	19	-	-	-
VA VIRGINIA POLY INSTITUT F	-	-	6	-	-	-	9	-	-	-	-	-
WASH WASHINGTON STATE UNIV	-	-	6	-	-	-	2	-	-	-	-	-
WIS U OF WIS MADISON	-	-	16	-	1	-	67	-	-	-	-	-
GENERAL ENGINEERING	1,608	21	602	4	177	1	4	-	24	-	-	-
ALA UNIV OF ALA BIRMINGHAM	24	1	3	-	-	-	7	-	5	-	-	-
ALA UNIV OF ALA HUNTSVILLE	13	-	37	-	-	-	2	-	1	-	-	-
ARIZ ARIZONA STATE UNIVERSITY	-	-	16	-	23	-	2	-	1	-	-	-
ARK UNIV ARK MAIN CAMPUS	-	-	2	-	4	-	17	-	-	-	-	-
CAL CALIFORNIA INST OF TECH	43	-	-	-	-	-	12	-	12	-	-	-
CAL CALIF STATE COL LOS ANGLS	156	2	-	-	-	-	7	-	-	-	-	-
CAL SAN DIEGO ST COL MAIN CAMPUS	102	2	-	-	-	-	4	-	17	-	1	-
CAL SAN FERNANDO VALY ST COL	54	1	4	-	-	-	12	-	4	-	-	-
CAL SAN FRANCISCO STATE COL	21	1	-	-	-	-	15	-	-	-	-	-
CAL SAN JOSE STATE COLLEGE	8	-	-	-	-	-	134	1	41	1	11	-
CAL HARVEY MUDD COLLEGE	18	-	-	-	-	-	1	-	-	-	-	-
GEOLGICAL, GEOPHYS ENGR; MINING, GEOL												

TABLE 4.--BACHELOR'S, MASTER'S, AND DOCTOR'S DEGREES CONFERRED IN INSTITUTIONS OF HIGHER EDUCATION, BY SEX OF STUDENT, FIELD OF STUDY, STATE OR OTHER AREA, AND INSTITUTION: AGGREGATE UNITED STATES, 1968-69 --CONTINUED

FIELD OF STUDY, STATE OR OTHER AREA, AND INSTITUTION	BACHELOR'S DEGREES REQUIRING 4 OR 5 YEARS		MASTER'S DEGREES		DOCTOR'S DEGREES (PH.D., ED.D., ETC.)		BACHELOR'S DEGREES REQUIRING 4 OR 5 YEARS		MASTER'S DEGREES		DOCTOR'S DEGREES (PH.D., ED.D., ETC.)			
	1	2	3	4	5	6	7	1	2	3	4	5	6	7
	INDUSTRIAL OR MANAGEMENT ENGINEERING	AGGREGATE	AGGREGATE	AGGREGATE	AGGREGATE	AGGREGATE	AGGREGATE	AGGREGATE	AGGREGATE	AGGREGATE	AGGREGATE	AGGREGATE	AGGREGATE	AGGREGATE
ALAS U OF ALAS ALL CAMPUSES		1												
ARIZ UNIVERSITY OF ARIZONA		11		4	1									
CAL UNIV OF STHRN CALIFORNIA				2										
COLORADO SCHOOL OF MINES		56	1	20		7								
IDA UNIVERSITY OF IDAHO		2												
MICH MICH TECH U MAIN CAMPUS		10												
MINN U OF MINN MPLS ST PAUL		5												
MISS UNIV MISS MAIN CAMPUS		1												
MO ST LOUIS U ALL CAMPUSES		3		6										
MO UNIV MISSOURI AT ROLLA		3		3		2								
MO WASHINGTON UNIVERSITY		1												
MONT MONT COL MINRL SCI & TECH		7												
NEV UNIVERSITY OF NEVADA		3		2										
N C N C ST U RALEIGH MAIN CAM		6												
N D UNIV N DAK MAIN CAMPUS		2												
OKLA UNIV OKLA ALL CAMPUSES		4			3									
OKLA UNIVERSITY OF TULSA		7												
S D S DAK SCH MINES & TECH		8			1									
TEX TEXAS A & M UNIVERSITY		2												
UTAH UNIV OF UTAH		2				1								
INDUSTRIAL OR MANAGEMENT ENGINEERING	2,984	16	1,445	0	115									
ALA AUBURN UNIV	88			1										
ALA UNIV ALABAMA MAIN CAMPUS	18			2										
ALAS U OF ALAS ALL CAMPUSES				7										
ARIZ ARIZONA STATE UNIVERSITY	13	1	32											
ARK UNIV ARK MAIN CAMPUS	22	1	7											
CAL CAL ST POLY COL POMONA	25													
CAL CAL STATE POLY SN LUIS OB	31													
CAL FRESNO ST COL MAIN CAMPUS	5													
CAL SAN JOSE STATE COLLEGE	21		4											
CAL PEPPERDINE COLLEGE	4													
CAL STANFORD UNIVERSITY	17		57	1	10									
CAL U OF CAL BERKELEY	23		34		10									
CAL UNIV OF STHRN CALIFORNIA	6		20											
CONN NEW HAVEN COLLEGE	21													
CONN UNIVERSITY OF BRIDGEPORT	7													
DEL UNIVERSITY OF DELAWARE	22													
D C GEORGE WASHINGTON UNIV				79										
FLA FLORIDA INST OF TECH				4										
FLA UNIVERSITY OF FLORIDA	46		53	1										
FLA UNIVERSITY OF MIAMI	16		5											
GA GA INST TECH MAIN CAMPUS	155	1	14			3								
ILL BRADLEY UNIVERSITY	12		23											
ILL ILLINOIS INST OF TECH	21	1	37			3								
ILL MILLIKIN UNIVERSITY	20													
ILL NORTHWESTERN UNIVERSITY	37	1	14			11								
ILL UNIV OF ILL URBANA CAMPUS	30		5											
ILL UNIV ILL CHICAGO CIRCLE	6													
IND PURDUE UNIV MAIN CAMPUS	82		27			11								
IND UNIV OF EVANSVILLE	4													
IOWA ST U OF SCI & TECH	28		10			1								
IOWA UNIVERSITY OF IOWA	17		10			2								

201

TABLE 4.--BACHELOR'S, MASTER'S, AND DOCTOR'S DEGREES CONFERRED IN INSTITUTIONS OF HIGHER EDUCATION, BY SEX OF STUDENT, FIELD OF STUDY, STATE OR OTHER AREA, AND INSTITUTION: AGGREGATE UNITED STATES, 1968-69 --CONTINUED

FIELD OF STUDY, STATE OR OTHER AREA, AND INSTITUTION	BACHELOR'S DEGREES REQUIRING 4 OR 5 YEARS		MASTER'S DEGREES		DOCTOR'S DEGREES (PH.D., ED.D., ETC.)		BACHELOR'S DEGREES REQUIRING 4 OR 5 YEARS		MASTER'S DEGREES		DOCTOR'S DEGREES (PH.D., ED.D., ETC.)	
	2	3	4	5	6	7	2	3	4	5	6	7
	Men	Women	Men	Women	Men	Women	Men	Women	Men	Women	Men	Women
INDUSTRIAL OR MANAGEMENT ENGINEERING	(CONTINUED)											
1	MECHANICAL ENGINEERING											
PA GENEVA COLLEGE	16	-	-	-	-	-	13	1	-	-	-	-
PA LAFAYETTE COLLEGE	13	-	-	-	-	-	23	1	-	-	-	-
PA LEHIGH UNIVERSITY	52	-	16	-	-	-	14	-	67	-	12	-
PA PENN ST UNIV ALL CAMPUSES	89	-	10	-	-	-	83	-	71	-	36	-
PA UNIV PITTSBG ALL CAMPUSES	29	1	15	-	-	-	28	1	7	-	5	-
R I UNIV R I ALL CAMPUSES	19	1	-	-	-	-	-	-	-	-	-	-
S C CLIFSON UNIV ALL CAMPUSES	9	-	-	-	-	-	22	-	2	-	2	-
TENN TENN TECHNOLOGICAL UNIV	16	-	-	-	2	-	24	2	-	-	-	-
TENN UNIV OF TENN ALL CAMPUSES	73	-	7	-	-	-	23	-	101	-	5	-
TENN VANDERBILT UNIVERSITY	-	-	7	-	-	-	13	-	-	-	-	-
TEX LAMAR STATE COL TECH	17	-	-	-	-	-	13	-	-	-	-	-
TEX LETOURNEAU COLLEGE	15	1	-	-	-	-	36	1	7	-	-	-
TEX ST MARYS UNIVERSITY	3	-	-	-	-	-	42	-	4	-	-	-
TEX SOUTHERN METHODIST UNIV	3	1	41	1	-	-	8	-	4	-	-	-
TEX TEXAS A & M UNIVERSITY	16	-	29	-	-	-	17	-	-	-	-	-
TEX TEXAS TECHNOLOGICAL COL	33	-	7	-	-	-	46	-	-	-	-	-
TEX UNIVERSITY OF HOUSTON	14	-	16	-	-	-	25	-	6	-	-	-
TEX UNIV OF TEX AT ARLINGTON	12	-	-	-	-	-	36	-	35	-	4	-
TEX UNIV OF TEXAS AT AUSTIN	11	-	1	-	-	-	20	-	3	-	-	-
UTAH UNIV OF UTAH	11	-	40	-	-	-	53	-	20	-	2	-
VT MERRIMACK UNIVERSITY	9	-	-	-	-	-	14	1	5	-	-	-
VT UNIV OF VT & ST AGRIC COL	7	-	-	-	-	-	91	-	16	-	10	-
VA OLD DOMINION COLLEGE	6	-	-	-	-	-	20	-	4	-	-	-
VA VIRGINIA POLY INSTITUTE	83	-	6	-	-	-	31	-	9	-	-	-
WASH UNIVERSITY OF WASHINGTON	16	-	-	-	1	-	57	-	57	-	3	-
W VA W VA UNIV ALL CAMPUSES	25	-	20	1	-	-	91	2	18	1	3	-
WIS MILWAUKEE SCHOOL OF ENGRG	-	-	3	-	-	-	19	-	9	-	7	-
WIS U OF WIS MADISON	7	-	7	-	-	-	103	-	24	-	6	-
U S S AIR FORCE ACADEMY	84	-	-	-	-	-	38	-	5	-	-	-
U S U PUERTO RICO ALL CAMPUSES	42	-	-	-	-	-	58	-	-	-	-	-
MECHANICAL ENGINEERING	8,474	40	2,295	4	425	-	211	-	67	-	31	-
ALA AUBURN UNIV	54	-	6	-	-	-	1	-	-	-	-	-
ALA TUSKEGEE INSTITUTE	3	-	1	-	-	-	2	-	10	-	-	-
ALA UNIV ALABAMA MAIN CAMPUS	37	-	4	-	6	-	2	-	2	-	-	-
ALA UNIV OF SOUTH ALABAMA	3	-	-	-	-	-	79	-	2	-	-	-
ALAS U OF ALAS ALL CAMPUSES	1	-	-	-	-	-	8	-	-	-	-	-
ARIZ ARIZONA STATE UNIVERSITY	55	-	34	-	-	-	52	-	5	-	11	-
ARIZ UNIVERSITY OF ARIZONA	27	-	14	-	-	2	22	-	13	-	-	-
ARK JOHN BROWN UNIVERSITY	2	-	2	-	-	-	51	-	13	-	-	-
ARK UNIV ARK MAIN CAMPUS	33	-	-	-	-	-	17	-	13	-	-	-
CAL CALIFORNIA INST OF TECH	-	-	27	-	-	-	47	-	16	-	1	-
CAL CALIF STATE COL FULLERTON	-	-	2	-	-	-	44	-	-	-	-	-
CAL CALIF STATE COL LONG BEACH	35	1	8	-	-	-	21	-	11	-	-	-
CAL CALIF STATE COL LOS ANGLS	61	-	3	-	-	-	47	-	11	-	2	-
CAL CAL ST POLY COL POMONA	65	-	-	-	-	-	32	-	4	-	-	-
CAL CAL STATE POLY SA LUIS OR	-	-	-	-	-	-	46	-	5	-	-	-
CAL CHICO STATE COLLEGE	11	-	-	-	-	-	65	-	7	-	2	-
CAL FRESNO ST COL MAIN CAMPUS	18	1	7	-	-	-	10	-	-	-	-	-
CAL SACRAMENTO STATE COLLEGE	13	-	13	-	-	-	9	-	-	-	-	-
CAL SAN DIEGO ST COL MAIN CAMP	-	-	13	-	-	-	12	-	-	-	-	-
CAL SAN JOSE STATE COLLEGE	46	-	15	-	-	-	17	-	2	-	3	-

TABLE 4.--BACHELOR'S, MASTER'S, AND DOCTOR'S DEGREES CONFERRED IN INSTITUTIONS OF HIGHER EDUCATION, BY SEX OF STUDENT, FIELD OF STUDY, STATE OR OTHER AREA, AND INSTITUTION: AGGREGATE UNITED STATES, 1968-69 --CONTINUED

FIELD OF STUDY, STATE OR OTHER AREA, AND INSTITUTION	BACHELOR'S DEGREES REQUIRING 4 OR 5 YEARS		MASTER'S DEGREES		DOCTOR'S DEGREES (PH.D., ED.D., ETC.)		BACHELOR'S DEGREES REQUIRING 4 OR 5 YEARS		MASTER'S DEGREES		DOCTOR'S DEGREES (PH.D., ED.D., ETC.)			
	1	2	3	4	5	6	7	1	2	3	4	5	6	7
	Men	Women	Men	Women	Men	Women	Men	Women	Men	Women	Men	Women	Men	Women
MECHANICAL ENGINEERING (CONTINUED)														
LA UNIV STATE LN LOUISIANA	19	-	-	-	-	-	-	-	13	-	8	-	4	-
ME UNIV MAINE ALL CAMPUSES	26	-	-	2	-	-	-	-	31	-	5	-	-	-
MO JOHNS HOPKINS U ALL CAM	41	-	-	-	-	-	-	-	4	-	-	-	-	-
ND UNIV ND MAIN CAMPUS	60	-	-	12	-	7	-	-	8	-	36	-	12	-
MASS COMPELL TECHNOLOGICAL INST	37	1	-	-	-	-	-	-	37	1	-	-	-	-
MASS MASS INST OF TECHNOLOGY	40	-	-	126	1	37	-	-	20	-	19	-	-	-
MASS NORTHEASTERN UNIVERSITY	144	-	-	51	-	-	-	-	34	-	4	-	-	-
MASS STEARSON MASS TECH INST	27	-	-	-	-	-	-	-	55	-	-	-	-	-
MASS TUFTS UNIVERSITY	33	-	-	6	-	-	-	-	17	-	-	-	-	-
MASS UNIV MASS AMHERST CAMPUS	10	-	-	1	-	-	-	-	78	-	33	-	7	-
MASS WESTERN NEW ENGLAND COL	30	-	-	-	-	-	-	-	21	-	-	-	-	-
MASS WORCESTER POLY INSTITUTE	23	-	-	17	-	1	-	-	30	-	4	-	-	-
MICH DETROIT INSTITUTE OF TECH	7	-	-	-	-	-	-	-	81	1	19	1	4	-
MICH GENERAL MOTORS INSTITUTE	288	-	-	-	-	-	-	-	33	-	11	-	-	-
MICH LAWRENCE INST TECHNOLOGY	44	-	-	-	-	-	-	-	13	-	6	-	-	-
MICH MICH ST UNIV ALL CAMPUSES	104	-	-	21	-	4	-	-	37	-	9	-	-	-
MICH MICH TECH U MAIN CAMPUS	97	-	-	6	-	-	-	-	38	-	23	-	7	-
MICH UNIVERSITY OF DETROIT	100	-	-	-	-	-	-	-	70	-	-	-	-	-
MICH UNIVERSITY OF MICHIGAN	133	2	-	102	-	9	-	-	33	-	11	-	-	-
MICH WAYNE STATE UNIVERSITY	57	1	-	22	-	-	-	-	13	-	6	-	-	-
MINN UNIV OF MINN APPLS ST PAUL	133	-	-	19	-	5	-	-	18	-	7	-	1	-
MISS MISSISSIPPI STATE UNIV	31	-	-	6	-	1	-	-	74	1	16	-	6	-
MISS UNIV MISS MAIN CAMPUS	8	-	-	-	-	-	-	-	127	-	23	-	2	-
MO UNIV MISSOURI AT COLUMBIA	88	-	-	32	-	5	-	-	18	-	-	-	-	-
MO UNIV MISSOURI AT RELLA	185	-	-	27	-	3	-	-	23	-	-	-	-	-
MO WASHINGTON UNIVERSITY	11	-	-	7	-	-	-	-	43	-	5	-	-	-
MONT MONTANA STATE UNIVERSITY	30	-	-	6	-	-	-	-	69	-	13	-	-	-
NEBR UNIV NEBRASKA MAIN CAMPUS	43	-	-	6	-	-	-	-	114	2	18	-	4	-
NEV UNIVERSITY OF NEVADA	7	-	-	2	-	-	-	-	2	-	-	-	-	-
NH UNIV OF NEW HAMPSHIRE	29	1	-	6	-	-	-	-	21	-	19	-	2	-
NH FAIRLIGH DICKSON U ALL CAM	43	-	-	-	-	-	-	-	68	2	19	-	7	-
NJ NEWARK COL OF ENGINEERING	165	1	-	26	-	-	-	-	61	1	13	-	-	-
NJ RUTGERS THE ST U ALL CAM	30	-	-	13	-	5	-	-	8	1	3	-	-	-
NJ STEVENS INSTITUTE OF TECH	-	-	-	21	-	1	-	-	23	-	4	-	2	-
NM NEW MEX ST U ALL CAMPUSES	41	-	-	17	-	-	-	-	30	-	4	-	-	-
NM UNIVERSITY OF NEW MEXICO	38	-	-	25	-	2	-	-	51	-	4	-	-	-
NY CUNY CITY COLLEGE	118	1	-	42	-	-	-	-	21	-	8	-	-	-
NY CUNY GRADUATE CENTER	70	-	-	5	-	3	-	-	39	-	8	-	-	-
NY CLARKSON COL OF TECH	13	-	-	20	-	4	-	-	7	-	2	-	-	-
NY COLUMBIA UNIV MAIN DIV	16	-	-	2	-	-	-	-	5	-	7	-	-	-
NY COOPER UNION	16	-	-	-	-	-	-	-	38	1	7	-	-	-
NY CORNELL UNIV ALL CAMPUSES	81	-	-	19	-	4	-	-	60	-	37	-	1	-
NY LG IS U WERTHEIMER CAM	4	-	-	-	-	-	-	-	37	1	1	-	4	-
NY MANHATTAN COLLEGE	41	-	-	-	-	-	-	-	40	-	-	-	-	-
NY NEW YORK UNIVERSITY	32	1	-	15	-	4	-	-	20	-	-	-	-	-
NY POLYTECHNIC INST BROOKLYN	48	-	-	18	-	4	-	-	17	-	28	-	9	-
NY PRATT INSTITUTE	25	-	-	8	-	4	-	-	16	-	19	-	2	-
NY RENSSELAER POLY INST CAM	77	-	-	29	-	4	-	-	9	-	19	-	3	-
NY RENSSELAER POLY INST GOVN	-	-	-	45	-	-	-	-	71	-	19	-	3	-
NY ROCHESTER INST TECHNOLOGY	50	1	-	-	-	2	-	-	48	-	3	-	1	-
NY SUNY ST U RUFOLO MAIN CAM	28	-	-	15	-	-	-	-	41	-	14	-	9	-
NY SYRACUSE U MAIN CAMPUS	19	-	-	11	-	4	-	-	41	-	-	-	-	-
NY UNION COLLEGE	26	-	-	13	-	-	-	-	-	-	-	-	-	-



TABLE 4.--BACHELOR'S, MASTER'S, AND DOCTOR'S DEGREES CONFERRED IN INSTITUTIONS OF HIGHER EDUCATION, BY SEX OF STUDENT, FIELD OF STUDY, STATE OR OTHER AREA, AND INSTITUTION: AGGREGATE UNITED STATES, 1968-69 --CONTINUED

Table with columns for BACHELOR'S DEGREES, MASTER'S DEGREES, DOCTOR'S DEGREES, and FIELD OF STUDY. Rows include categories like MECHANICAL ENGINEERING, METALLURGICAL, etc., with sub-rows for various institutions and their respective degree counts by sex.

3/ INCLUDES METALLURGICAL, MATERIALS ENGINEERING, MATERIALS SCIENCE.



FIELD OF STUDY, STATE OR OTHER AREA, AND INSTITUTION

MINING, MINERAL ENGR: MINERAL DRESSING

FIELD OF STUDY, STATE OR OTHER AREA, AND INSTITUTION

NUCLEAR ENGINEERING

FIELD OF STUDY, STATE OR OTHER AREA, AND INSTITUTION	BACHELOR'S DEGREES REQUIRING 4 OR 5 YEARS		MASTER'S DEGREES		DOCTOR'S DEGREES (PH.D., ED.D., ETC.)	
	MEN	WOMEN	MEN	WOMEN	MEN	WOMEN
IDA UNIVERSITY OF IDAHO	3	-	1	-	-	-
ILL UNIV OF ILL URBANA CAMPUS	-	-	4	-	-	-
MICH HIGH TECH U MAIN CAMPUS	3	-	1	-	-	-
MINN U OF MINN MPLS ST PAUL	1	-	2	-	4	-
MO UNIV MISSOURI AT ROLLA	5	-	9	-	-	-
MONT COL MINRL SCI & TECH	7	-	4	-	-	-
NEV UNIVERSITY OF NEVADA	2	-	-	-	-	-
N M NEX INST MINING & TECH	6	-	-	-	-	-
N Y COLUMBIA UNIV MAIN DIV	3	-	8	-	2	-
OHIO OHIO ST UNIV ALL CAMPUSES	-	-	1	1	5	-
PA PENN ST UNIV ALL CAMPUSES	19	-	5	-	3	-
PA UNIV PITTSBG ALL CAMPUSES	1	-	1	-	-	-
S D S DAK SCH MINES & TECH	9	-	1	-	-	-
UTAH UNIV OF UTAH	6	1	3	1	2	-
VA VIRGINIA POLY INSTITUTE	17	-	-	-	-	-
WASH UNIVERSITY OF WASHINGTON	1	-	2	-	-	-
WASH WASHINGTON STATE UNIV	1	-	-	-	-	-
W VA W VA UNIV ALL CAMPUSES	6	-	2	-	-	-
WIS U OF WIS MADISON	6	-	1	-	-	-
WIS WIS ST U PLATV MAIN CAM	4	-	-	-	-	-
NAVAL ARCHITECTURE AND MARINE ENGINEERING	355	-	84	-	2	-
CAL U OF CAL BERKELEY	-	-	4	-	-	-
HAWAII UNIV HAWAII MAIN CAMPUS	-	-	5	-	-	-
ME MAINE MARITIME ACADEMY	89	-	-	-	-	-
MASS MASS INST OF TECHNOLOGY	7	-	68	-	1	-
MASS MASS MARITIME ACADEMY	42	-	-	-	-	-
MICH UNIVERSITY OF MICHIGAN	30	-	7	-	1	-
N Y SUNY MARITIME COLLEGE	57	-	-	-	-	-
N Y WEBB INST OF NAVAL ARCH	9	-	-	-	-	-
TEX TEXAS A & M UNIVERSITY	9	-	-	-	-	-
U S U S MERCHANT MARINE ACAD	109	-	-	-	-	-
U S U S NAVAL ACADEMY	4	-	-	-	-	-
NUCLEAR ENGINEERING	166	4	331	3	129	-
ARIZ UNIVERSITY OF ARIZONA	3	-	5	-	5	-
CAL U OF CAL BERKELEY	-	-	15	-	11	-
D C CATHOLIC UNIV OF AMERICA	-	-	-	-	1	-
FLA UNIVERSITY OF FLORIDA	12	-	11	-	4	-
GA GA INST TECH MAIN CAMPUS	-	-	25	-	2	-
IDA IDAHO STATE UNIVERSITY	-	-	1	-	-	-
ILL NORTHWESTERN UNIVERSITY	-	-	5	-	2	-
ILL UNIV OF ILL URBANA CAMPUS	-	-	22	-	7	-
IND PURDUE UNIV MAIN CAMPUS	-	-	12	-	5	-
IOWA IOWA ST U OF SCI & TECH	-	-	6	-	9	-
KANS KANSAS ST U AG & APP SCI	13	-	9	-	2	-
LA LA ST U BATON ROUGE	-	-	2	-	-	-
MD UNIV MD MAIN CAMPUS	17	1	3	-	4	-
MASS MASS INST OF TECHNOLOGY	-	-	40	1	14	-
MICH MICH TECH U MAIN CAMPUS	9	-	5	-	-	-
MISS UNIVERSITY OF MISSISSIPPI	8	1	4	-	10	-
MO UNIV MISSOURI AT COLUMBIA	2	-	15	-	-	-
MO UNIV MISSOURI AT ROLLA	-	-	8	-	-	-
IDA UNIVERSITY OF IDAHO	3	-	-	-	-	-
CAL CALIF STATE COL FULLERTON	-	-	8	-	-	-
CAL CALIF STATE COL LONG BCH	-	-	1	-	-	-
CAL CALIF STATE POLY SN LUIS OB	-	-	1	-	-	-
CAL STANFORD UNIVERSITY	-	-	18	-	2	-
ALL OTHER FIELDS	864	15	600	8	77	1
ARIZ UNIVERSITY OF ARIZONA	17	-	3	-	1	-
CAL CALIF STATE COL FULLERTON	-	-	2	-	1	-
CAL CALIF STATE COL LONG BCH	-	-	8	-	-	-
CAL CALIF STATE POLY SN LUIS OB	27	-	1	-	-	-
CAL STANFORD UNIVERSITY	-	-	18	-	2	-



TABLE 4.--BACHELOR'S, MASTER'S, AND DOCTOR'S DEGREES CONFERRED IN INSTITUTIONS OF HIGHER EDUCATION, BY SEX OF STUDENT, FIELD OF STUDY, STATE OR OTHER AREA, AND INSTITUTION: AGGREGATE UNITED STATES, 1968-69 --CONTINUED

FIELD OF STUDY, STATE OR OTHER AREA, AND INSTITUTION	BACHELOR'S DEGREES REQUIRING 4 OR 5 YEARS		MASTER'S DEGREES		DOCTOR'S DEGREES (PH.D., ED.D., ETC.)		BACHELOR'S DEGREES REQUIRING 4 OR 5 YEARS		MASTER'S DEGREES		DOCTOR'S DEGREES (PH.D., ED.D., ETC.)	
	2	3	4	5	6	7	2	3	4	5	6	7
	1	(CONTINUED)	1	(CONTINUED)	1	(CONTINUED)	1	(CONTINUED)	1	(CONTINUED)	1	(CONTINUED)
ENGINEERING, ALL OTHER FIELDS												
OHIO OHIO ST UNIV ALL CAMPUSES							20	1	4			
OKLA UNIV OKLA ALL CAMPUSES							1					
OKLA UNIV OKLA STATE UNIV							11	2				
OREG OREGON STATE UNIV							27		2			
PA CARNEGIE-MELLON UNIV									1			
PA P H C COLLEGE												
PA PENN ST UNIV ALL CAMPUSES							55		3			
PA PHILA COL TEXTILES & SCI							17	1				
PA UNIV OF PENNSYLVANIA									13			
R I UNIV R I ALL CAMPUSES							6	1	10			
S C CLENSON UNIV ALL CAMPUSES									1			
S C UNIV S C ALL CAMPUSES							9					
TENN TENN TECHNOLOGICAL UNIV									3			
TENN UNIV OF TENN ALL CAMPUSES									3			
TENN WARDHURST UNIV							9	1				
TEX LAMAR STATE COL TECH									7			
TEX LEITCHFIELD COLLEGE									7			
TEX SOUTHERN METHODIST UNIV							2		3			
TEX TEXAS A & M UNIV												
TEX TEXAS TECHNOLOGICAL COL							5	1				
TEX UNIV OF TEXAS AT EL PASO									1			
UTAH UNIV OF UTAH ALL CAMPUSES							18		10			
VA INST TEXTILE TECHNOLOGY									16			
VA OLD DOMINION COLLEGE									11			
VA UNIV VIRGINIA MAIN CAMPUS									2			
WASH WASHINGTON STATE UNIV									1			
W VA DAVIS & ELKINS COLLEGE							1					
W VA W VA UNIV ALL CAMPUSES									5			
WIS MILWAUKEE SCHOOL OF ENGRG							6					
WIS U OF WIS MADISON							12		2			
WIS U OF WIS MILWAUKEE							12					
WYO UNIV OF WYOMING									1			
U S AIR FORCE INST TECH									30			
U S U S NAVAL POSTGRAD SCHOOL									1			
ENGLISH AND JOURNALISM, TOT.							20,562	39,014	4,170	5,142	819	354
ALA ALABAMA A & M COLLEGE							2	23				
ALA ALABAMA COLLEGE							31					
ALA ALABAMA STATE COLLEGE							6	28	1	9		
ALA ATHENS COLLEGE							7					
ALA AUBURN UNIV							34	51	10	16	3	1
ALA BIRMINGHAM SOUTHERN COL							9	10				
ALA FLORENCE STATE COLLEGE							12	37				
ALA HUNTINGDON COLLEGE							2	17				
ALA JACKSONVILLE STATE UNIV							9	58	1	5		
ALA JOHNSON COLLEGE								7				
ALA LIVINGSTON UNIVERSITY							6	13				
ALA MILES COLLEGE							2	12				
ALA MOBILE COLLEGE							3	3				
ALA CARDOOD COLLEGE								2				
ALA ST PERNAUD COLLEGE							11	2				
ALA SAMFORD UNIVERSITY							13	15	3	5		

TABLE 4.--BACHELOR'S, MASTER'S, AND DOCTOR'S DEGREES CONFERRED IN INSTITUTIONS OF HIGHER EDUCATION, BY SEX OF STUDENT, FIELD OF STUDY, STATE OR OTHER AREA, AND INSTITUTION: AGGREGATE UNITED STATES, 1968-69 --CONTINUED

FIELD OF STUDY, STATE OR OTHER AREA, AND INSTITUTION	BACHELOR'S DEGREES REQUIRING 4 OR 5 YEARS		MASTER'S DEGREES		DOCTOR'S DEGREES (PH.D., ED.D., ETC.)		BACHELOR'S DEGREES REQUIRING 4 OR 5 YEARS		MASTER'S DEGREES		DOCTOR'S DEGREES (PH.D., ED.D., ETC.)			
	1	2	3	4	5	6	7	1	2	3	4	5	6	7
	MEN	WOMEN	MEN	WOMEN	MEN	WOMEN	MEN	MEN	WOMEN	MEN	WOMEN	MEN	WOMEN	MEN
(CONTINUED)														
ENGLISH AND JOURNALISM, TOT.														
ALA SPRING HILL COLLEGE	24	22	-	-	-	-	-	4	9	-	-	-	-	-
ALA STILLMAN COLLEGE	7	9	-	-	-	-	-	15	-	-	-	-	-	-
ALA TALLADEGA COLLEGE	11	44	-	-	-	-	-	-	-	-	-	-	-	-
ALA TRINITY COL ALL CAMPUSES	7	30	2	2	-	-	-	-	-	-	-	-	-	-
ALA TUSKEGEE INSTITUTE	29	116	15	15	4	2	-	-	-	-	-	-	-	-
ALA UNIV ALABAMA MAIN CAMPUS	2	29	-	-	-	-	-	-	-	-	-	-	-	-
ALA UNIV OF ALA MONTSVILLE	8	19	-	-	-	-	-	-	-	-	-	-	-	-
ALA UNIV OF SOUTH ALABAMA	5	2	-	-	-	-	-	-	-	-	-	-	-	-
ALA ALASKA METHODIST UNIV	7	7	2	3	-	-	-	-	-	-	-	-	-	-
ALAS U OF ALAS ALL CAMPUSES	1	1	-	-	-	-	-	-	-	-	-	-	-	-
ARIZ GRAND CANYON COLLEGE	73	124	22	44	4	4	1	2	41	10	2	4	4	4
ARIZ ARIZONA STATE UNIVERSITY	13	17	10	12	-	-	-	-	4	12	-	-	-	-
ARIZ NORTHERN ARIZONA UNIV	44	106	15	21	4	4	1	1	19	10	2	-	-	-
ARIZ UNIVERSITY OF ARIZONA	3	14	-	-	-	-	-	-	-	-	-	-	-	-
ARK ARKANSAS A & M COLLEGE	6	14	-	-	-	-	-	-	-	-	-	-	-	-
ARK ARKANSAS A & N COL	4	4	-	-	-	-	-	-	-	-	-	-	-	-
ARK ARKANSAS COLLEGE	8	22	-	-	-	-	-	-	-	-	-	-	-	-
ARK ARKANSAS POLYTECHNIC COL	9	69	2	8	-	-	-	-	-	-	-	-	-	-
ARK ARK ST UNIV ALL CAMPUSES	-	6	-	-	-	-	-	-	-	-	-	-	-	-
ARK COLLEGE OF THE OZARKS	4	11	4	11	-	-	-	-	-	-	-	-	-	-
ARK HARDING COL MAIN CAMPUS	4	22	2	11	-	-	-	-	-	-	-	-	-	-
ARK HENDERSON STATE COLLEGE	5	15	-	-	-	-	-	-	-	-	-	-	-	-
ARK HENDRIX COLLEGE	1	16	-	-	-	-	-	-	-	-	-	-	-	-
ARK JOHN BROWN UNIVERSITY	2	12	-	-	-	-	-	-	-	-	-	-	-	-
ARK LITTLE ROCK UNIVERSITY	4	14	-	-	-	-	-	-	-	-	-	-	-	-
ARK OKLAHOMA CHRISTIAN UNIV	3	12	-	-	-	-	-	-	-	-	-	-	-	-
ARK PHILANDER SMITH COLLEGE	3	12	-	-	-	-	-	-	-	-	-	-	-	-
ARK SOUTHERN STATE COLLEGE	5	35	-	-	-	-	-	-	-	-	-	-	-	-
ARK STATE COLLEGE OF ARK	25	74	20	25	2	2	-	2	113	44	27	5	27	5
ARK UNIV ARK MAIN CAMPUS	1	7	-	-	-	-	-	-	2	9	-	-	-	-
ARK AZUSA PACIFIC COLLEGE	2	12	-	-	-	-	-	-	123	50	59	3	21	3
CAL BYOLA COLLEGE	2	22	-	-	-	-	-	-	73	11	5	3	11	3
CAL CALIFORNIA BAPTIST COL	1	22	-	-	-	-	-	-	17	38	11	4	4	1
CAL CALIFORNIA INST OF TECH	3	16	-	-	-	-	-	-	109	40	45	10	10	9
CAL CALIFORNIA LUTHERAN COL	3	9	-	-	-	-	-	-	16	40	7	2	2	2
CAL CAL ST COL DOMINGUEZ HILLS	71	160	18	33	-	-	-	-	3	13	-	2	5	5
CAL CALIF STATE COL FULLERTON	23	46	7	18	33	-	-	-	60	123	18	9	9	9
CAL CALIFORNIA ST COL HARVARD	83	287	21	25	-	-	-	-	15	41	6	4	4	-
CAL CALIF STATE COL LONG BEACH	97	151	20	16	-	-	-	-	6	17	1	-	-	-
CAL CALIF STATE COL LOS ANGELES	7	26	-	-	-	-	-	-	10	37	7	7	1	1
CAL CAL ST COL SAN BERNARDINO	17	46	-	-	-	-	-	-	9	-	-	-	-	-
CAL CAL ST POLY COL POMONA	13	109	1	1	-	-	-	-	15	-	-	-	-	-
CAL CAL STATE POLY SN LUIS NB	29	88	10	3	-	-	-	-	40	63	4	3	-	-
CAL CHICO STATE COLLEGE	63	137	4	3	-	-	-	-	14	42	4	4	-	-
CAL FRESNO ST COL MAIN CAMPUS	17	22	4	3	-	-	-	-	47	81	15	14	15	4
CAL HUMBOLDT STATE COLLEGE	39	104	10	9	-	-	-	-	8	19	-	-	-	-
CAL SACRAMENTO STATE COLLEGE	95	217	8	14	-	-	-	-	9	23	-	-	-	-
CAL SAN DIEGO ST COL MAIN CAMPUS	78	174	11	16	-	-	-	-	3	3	-	-	-	-
CAL SAN FERNANDO VLY ST COL	140	201	88	64	-	-	-	-	8	14	1	2	2	2
CAL SAN FRANCISCO STATE COL	121	244	7	15	-	-	-	-	7	17	14	14	14	2
CAL SAN JOSE STATE COLLEGE	22	38	1	1	-	-	-	-	18	46	8	20	8	2
CAL SONOMA STATE COLLEGE	6	23	-	-	-	-	-	-	4	15	-	-	-	-
CAL STANISLAUS STATE COLLEGE	2	3	-	-	-	-	-	-	-	-	-	-	-	-



TABLE 4.--BACHELOR'S, MASTER'S, AND DOCTOR'S DEGREES CONFERRED IN INSTITUTIONS OF HIGHER EDUCATION, BY SEX OF STUDENT, FIELD OF STUDY, STATE OR OTHER AREA, AND INSTITUTION: AGGREGATE UNITED STATES, 1968-69 --CONTINUED

FIELD OF STUDY, STATE OR OTHER AREA, AND INSTITUTION	BACHELOR'S DEGREES REQUIRING 4 OR 5 YEARS		MASTER'S DEGREES		DOCTOR'S DEGREES (PH.D., ED.D., ETC.)		BACHELOR'S DEGREES REQUIRING 4 OR 5 YEARS		MASTER'S DEGREES		DOCTOR'S DEGREES (PH.D., ED.D., ETC.)			
	1	2	3	4	5	6	7	1	2	3	4	5	6	7
	MEN	WOMEN	MEN	WOMEN	MEN	WOMEN	MEN	MEN	WOMEN	MEN	WOMEN	MEN	WOMEN	MEN
(CONTINUED)														
ENGLISH AND JOURNALISM, TOT.														
ILL ELMHURST COLLEGE	15	30	-	-	-	-	-	20	56	9	16	-	-	-
ILL EUREKA COLLEGE	5	3	-	-	-	-	90	281	57	69	24	9	-	
ILL GREENVILLE COLLEGE	3	12	-	-	-	-	3	18	-	-	-	-	-	
ILL ILLINOIS COLLEGE	8	19	-	-	-	-	10	20	-	-	-	-	-	
ILL ILLINOIS INST OF TECH	9	2	5	-	-	-	4	15	-	-	-	-	-	
ILL ILLINOIS STATE UNIVERSITY	39	95	3	13	-	-	1	6	-	-	-	-	-	
ILL ILLINOIS WESTERN UNIV	6	15	-	-	-	-	32	107	14	31	4	-	-	
ILL KNOX COLLEGE	11	22	-	-	-	-	2	7	1	1	-	-	-	
ILL LAKE FOREST COLLEGE	17	25	-	-	-	-	4	11	9	14	-	-	-	
ILL LEWIS COLLEGE	21	-	-	-	-	-	4	2	2	5	-	-	-	
ILL LOYOLA UNIVERSITY	89	11	11	15	3	2	4	1	1	1	-	-	-	
ILL MACHURRAY COLLEGE	6	20	-	-	-	-	2	6	-	-	-	-	-	
ILL MARYKNOLL SEMINARY	3	-	-	-	-	-	-	3	-	-	-	-	-	
ILL MCKENDREE COLLEGE	4	1	-	-	-	-	-	-	-	-	-	-	-	
ILL MILLIKIN UNIVERSITY	-	11	-	-	-	-	13	11	-	-	-	-	-	
ILL MONMOUTH COLLEGE	9	16	-	-	-	-	13	2	-	-	-	-	-	
ILL MUNDWELN COLLEGE	-	45	-	-	-	-	1	5	-	-	-	-	-	
ILL NORTH CENTRAL COLLEGE	5	12	-	-	-	-	-	24	-	-	-	-	-	
ILL NORTHEASTERN ILL ST COL	36	46	9	15	-	-	-	14	-	-	-	-	-	
ILL NORTHERN ILLINOIS UNIV	105	116	16	13	1	-	13	11	-	-	-	-	-	
ILL NORTH PARK COL & THEO SEM	6	20	-	-	-	-	2	2	-	-	-	-	-	
ILL NORTHWESTERN UNIVERSITY	78	105	102	70	13	8	171	5	21	13	28	10	-	
ILL CLIVET NAZARENE COLLEGE	10	21	-	-	-	-	13	39	2	15	-	-	-	
ILL PRINCIPALIA COLLEGE	4	7	-	-	-	-	28	-	-	-	-	-	-	
ILL QUINCY COLLEGE	5	12	-	-	-	-	1	35	-	-	-	-	-	
ILL ROCKFORD COLLEGE	3	9	-	-	-	-	4	3	-	-	-	-	-	
ILL ROSARET UNIVERSITY	21	27	2	1	-	-	4	13	-	-	-	-	-	
ILL ROSARY COLLEGE	-	31	-	-	-	-	-	30	-	-	-	-	-	
ILL ST DOMINIC COLLEGE	-	6	-	-	-	-	-	-	-	-	-	-	-	
ILL ST PROCEPIUS COLLEGE	5	1	-	-	-	-	9	30	-	-	-	-	-	
ILL ST XAVIER COLLEGE	-	26	-	-	-	-	5	11	-	-	-	-	-	
ILL SHIMMER COLLEGE	14	11	-	-	-	-	5	5	-	-	-	-	-	
ILL SOUTHERN ILL UNIV MAIN CAMPUS	92	107	28	12	6	-	9	9	-	-	-	-	-	
ILL STERN ILL U EDMAROSVL CAM	13	11	10	8	-	-	71	53	1	5	-	-	-	
ILL TRINITY COLLEGE	6	6	-	-	-	-	2	5	-	-	-	-	-	
ILL UNIVERSITY OF CHICAGO	13	20	55	55	26	5	6	22	-	-	-	-	-	
ILL UNIV OF ILL URBANA CAMPUS	75	262	63	89	16	11	51	97	11	5	-	-	-	
ILL UNIV OF ILL CHICAGO CIRCLE	64	178	3	10	-	-	22	7	-	1	-	-	-	
ILL WESTERN ILLINOIS UNIV	15	44	15	10	-	-	17	34	-	-	-	-	-	
ILL WHEATON COLLEGE	14	50	-	-	-	-	4	13	-	-	-	-	-	
ILL ANDERSON COLLEGE	9	17	-	-	-	-	8	19	-	-	-	-	-	
ILL BALL STATE UNIVERSITY	30	119	25	43	1	-	1	10	-	-	-	-	-	
ILL BETHEL COLLEGE INC	3	5	-	-	-	-	1	9	-	-	-	-	-	
ILL BUTLER UNIVERSITY	7	23	-	-	6	-	1	9	-	-	-	-	-	
IND CONCORDIA SENIOR COLLEGE	27	-	-	-	-	-	18	7	-	-	-	-	-	
IND DEPAUM UNIVERSITY	26	44	1	-	-	-	8	10	-	-	-	-	-	
IND EARHAM COL ALL CAMPUSES	9	9	-	-	-	-	6	10	-	-	-	-	-	
IND FRANKLIN COL OF INDIANA	7	14	-	-	-	-	2	15	-	-	-	-	-	
IND GOSHEN COL & BIBLICAL SEM	5	5	-	-	-	-	70	148	108	49	13	4	-	
IND GRACE THEOL SEM & COL	6	8	-	-	-	-	23	65	8	4	-	-	-	
IND HANOVER COLLEGE	4	11	-	-	-	-	4	7	-	-	-	-	-	
IND HUNTINGTON COLLEGE	2	3	-	-	-	-	6	18	-	-	-	-	-	
IND INDIANA CENTRAL COLLEGE	2	18	-	-	1	-	10	5	-	-	-	-	-	



TABLE 4.---BACHELOR'S, MASTER'S, AND DOCTOR'S DEGREES CONFERRED IN INSTITUTIONS OF HIGHER EDUCATION, BY SEX OF STUDENT, FIELD OF STUDY, STATE OR OTHER AREA, AND INSTITUTION: AGGREGATE UNITED STATES, 1968-69 ---CONTINUED

FIELD OF STUDY, STATE OR OTHER AREA, AND INSTITUTION	BACHELOR'S DEGREES REQUIRING 4 OR 5 YEARS		MASTER'S DEGREES		DOCTOR'S DEGREES (PH.D., ED.D., ETC.)		BACHELOR'S DEGREES REQUIRING 4 OR 5 YEARS		MASTER'S DEGREES		DOCTOR'S DEGREES (PH.D., ED.D., ETC.)			
	1	2	3	4	5	6	7	1	2	3	4	5	6	7
	MEN	WOMEN	MEN	WOMEN	MEN	WOMEN	MEN	WOMEN	MEN	WOMEN	MEN	WOMEN	MEN	WOMEN
(CONTINUED)														
ENGLISH AND JOURNALISM, TOT.														
KANS BAKER UNIVERSITY	8	13	-	-	-	-	-	-	-	-	-	-	-	-
KANS RETHAN COLLEGE	4	6	-	-	-	-	-	-	-	-	-	-	-	-
KANS RETHEL COLLEGE	4	6	-	-	-	-	-	-	-	-	-	-	-	-
KANS COLLEGE OF EMPORIA	3	1	-	-	-	-	-	-	-	-	-	-	-	-
KANS FORT HAYS KANS STATE COL	7	23	3	5	3	-	-	-	-	-	-	-	-	-
KANS FRIENDS UNIVERSITY	3	2	-	-	-	-	-	-	-	-	-	-	-	-
KANS KANS ST COL OF PITTSBURG	13	28	7	9	9	-	-	-	-	-	-	-	-	-
KANS KANS ST TCHRS COL EMPORIA	12	52	9	10	10	-	-	-	-	-	-	-	-	-
KANS KANSAS ST U AG & APP SCI	54	34	16	6	6	2	2	-	-	-	-	-	-	-
KANS KANSAS WESLEYAN UNIV	5	5	-	-	-	-	-	-	-	-	-	-	-	-
KANS MARYMOUNT COLLEGE	2	9	-	-	-	-	-	-	-	-	-	-	-	-
KANS MCHESON COLLEGE	3	8	-	-	-	-	-	-	-	-	-	-	-	-
KANS MOUNT ST SCHREASTICA COL	13	13	-	-	-	-	-	-	-	-	-	-	-	-
KANS OTTAWA UNIVERSITY	4	9	-	-	-	-	-	-	-	-	-	-	-	-
KANS SACRED HEART COLLEGE	2	4	-	-	-	-	-	-	-	-	-	-	-	-
KANS ST BENEDICTS COLLEGE	19	7	-	-	-	-	-	-	-	-	-	-	-	-
KANS ST MARY COLLEGE	7	7	-	-	-	-	-	-	-	-	-	-	-	-
KANS ST MARY OF THE PLAINS COL	7	2	-	-	-	-	-	-	-	-	-	-	-	-
KANS SOUTHWESTERN COLLEGE	4	7	-	-	-	-	-	-	-	-	-	-	-	-
KANS STERLING COLLEGE	3	3	-	-	-	-	-	-	-	-	-	-	-	-
KANS UNIVERSITY OF KANSAS	137	83	25	28	28	5	5	-	-	-	-	-	-	-
KANS WASHINGTON UNIV OF PITTSBURG	19	21	-	-	-	-	-	-	-	-	-	-	-	-
KANS WICHITA STATE UNIVERSITY	27	39	2	9	9	-	-	-	-	-	-	-	-	-
KY ASBURY COLLEGE	6	11	-	-	-	-	-	-	-	-	-	-	-	-
KY BELLARMINUS UNIV ALL CAR	18	10	-	-	-	-	-	-	-	-	-	-	-	-
KY BELLA COLLEGE	9	23	-	-	-	-	-	-	-	-	-	-	-	-
KY BRESLEN COLLEGE	6	9	-	-	-	-	-	-	-	-	-	-	-	-
KY CAMPBELLVILLE COLLEGE	4	11	-	-	-	-	-	-	-	-	-	-	-	-
KY CATHERINE SPALDING COL	-	10	-	-	-	-	-	-	-	-	-	-	-	-
KY CENTRE COL OF KENTUCKY	8	19	-	-	-	-	-	-	-	-	-	-	-	-
KY CUMBERLAND COLLEGE	6	70	-	-	-	-	-	-	-	-	-	-	-	-
KY EASTERN KENTUCKY UNIVERSITY	12	64	6	4	4	-	-	-	-	-	-	-	-	-
KY GEORGETOWN COLLEGE	6	16	-	-	-	-	-	-	-	-	-	-	-	-
KY KENTUCKY SOUTHERN COLLEGE	4	6	-	-	-	-	-	-	-	-	-	-	-	-
KY KENTUCKY STATE COLLEGE	2	8	-	-	-	-	-	-	-	-	-	-	-	-
KY KENTUCKY WESLEYAN COLLEGE	5	16	-	-	-	-	-	-	-	-	-	-	-	-
KY MOREHEAD STATE UNIVERSITY	12	38	1	4	4	-	-	-	-	-	-	-	-	-
KY MURRAY STATE UNIVERSITY	47	90	2	2	2	-	-	-	-	-	-	-	-	-
KY NAZARETH COL OF KENTUCKY	-	4	-	-	-	-	-	-	-	-	-	-	-	-
KY PINEVILLE COLLEGE	7	12	-	-	-	-	-	-	-	-	-	-	-	-
KY THOMAS MORE COLLEGE	5	10	-	-	-	-	-	-	-	-	-	-	-	-
KY TRANSYLVANIA COLLEGE	2	9	-	-	-	-	-	-	-	-	-	-	-	-
KY UNION COLLEGE	3	8	-	-	-	-	-	-	-	-	-	-	-	-
KY UNIV KY MAIN CAMPUS	56	144	8	7	7	5	5	1	1	1	1	1	1	1
KY UNIVERSITY OF LOUISVILLE	17	26	4	4	4	7	7	1	1	1	1	1	1	1
KY WESTERN KENTUCKY UNIVERSITY	43	71	4	5	5	-	-	-	-	-	-	-	-	-
LA CENTINARA COLLEGE	4	7	-	-	-	-	-	-	-	-	-	-	-	-
LA DELLARO UNIVERSITY	2	4	-	-	-	-	-	-	-	-	-	-	-	-
LA FRANCIS T NICHOLLS ST COL	6	13	-	-	-	-	-	-	-	-	-	-	-	-
LA GRAMBLING COLLEGE	1	24	-	-	-	-	-	-	-	-	-	-	-	-
LA LOUISIANA COLLEGE	2	3	-	-	-	-	-	-	-	-	-	-	-	-
LA LOUISIANA POLY INSTITUTE	24	43	3	15	15	-	-	-	-	-	-	-	-	-
LA LA ST U HATON ROUGE	42	116	8	14	14	7	7	2	2	2	2	2	2	2

TABLE 4.--BACHELOR'S, MASTER'S, AND DOCTOR'S DEGREES CONFERRED IN INSTITUTIONS OF HIGHER EDUCATION, BY SEX OF STUDENT, FIELD OF STUDY, STATE OR OTHER AREA, AND INSTITUTION: AGGREGATE UNITED STATES, 1968-69 --CONTINUED

FIELD OF STUDY, STATE OR OTHER AREA, AND INSTITUTION	BACHELOR'S DEGREES REQUIRING 4 OR 5 YEARS		MASTER'S DEGREES		DOCTOR'S DEGREES (PH.D., ED.D., ETC.)		FIELD OF STUDY, STATE OR OTHER AREA, AND INSTITUTION		BACHELOR'S DEGREES PENDING 4 OR 5 YEARS		MASTER'S DEGREES		DOCTOR'S DEGREES (PH.D., ED.D., ETC.)	
	1	2	3	4	5	6	7	1	2	3	4	5	6	7
	MEN	WOMEN	WOMEN	MEN	WOMEN	MEN	WOMEN	1	MEN	WOMEN	MEN	WOMEN	MEN	WOMEN
(CONTINUED)														
ENGLISH AND JOURNALISM, TOT.														
MASS CLARK UNIVERSITY	10	20		2	3			MICH MICH ST UNIV ALL CAMPUSES	76	229	29	38	4	4
MASS COL OF THE HOLY CROSS	70							MICH MICH TEC U LK SHIP ST COL	8	7				
MASS COL OF OUR LADY OF ELMS		44						MICH NAZARETH COLLEGE		19				
MASS CURRY COLLEGE	7	7						MICH NORTHEN MICHIGAN UNIV	39	51	8	5		
MASS EASTERN NAZARENE COLLEGE	7	9						MICH OAKLAND UNIVERSITY	29	53	5	5		
MASS EMERSON COLLEGE	10	17						MICH OLIVET COLLEGE	7	5				
MASS EMMAUEL COLLEGE	10	75						MICH ONCOSO COLLEGE	1	5				
MASS GORDON COLLEGE	4	6						MICH SAGRED HEART SEMINARY						
MASS HARVARD UNIVERSITY	166	65		45	35	24	13	MICH SAGINAW VALLEY COLLEGE	20					
MASS NORTH ADAMS STATE COL	6	12						MICH STERNA HEIGHTS COLLEGE	4	8				
MASS STATE COL AT BOSTON	31	68		6	6			MICH SPRING ARBOR COLLEGE		45		1		
MASS STATE COL AT BRIDGEWATER	19	54						MICH UNIVERSITY OF DETROIT	13	39	8	13		
MASS STATE COL AT FITCHBURG	16	24						MICH UNIVERSITY OF MICHIGAN	144	473	48	94	6	10
MASS STATE COL AT FRAMINGHAM	5	15						MICH WAYNE STATE UNIVERSITY	113	127	24	37	6	3
MASS STATE COL AT LOWELL	11	18						MICH WESTERN MICHIGAN UNIV	74	75	11	12		
MASS STATE COL AT SALEM	23	66		16	5			MINN AUGSBURG COLLEGE	13	24				
MASS STATE COL AT WESTFIELD	11	36						MINN BEMIDJI STATE COLLEGE	18	39	2	4		
MASS STATE COL AT WORCESTER	16	28						MINN BETHEL COLLEGE & SEMINARY	4	9				
MASS MOUNT ALVERNIA COLLEGE		4						MINN CARLETON COLLEGE	21	32				
MASS MOUNT HOLYOKE COLLEGE								MINN COLLEGE OF ST BENEDICT		7				
MASS NEWTON COL SACRED HEART		68			6			MINN COLLEGE OF ST CATHERINE		23				
MASS NORTHWESTERN UNIVERSITY	80	65		19	24			MINN COLLEGE OF ST SCHOLASTICA		8				
MASS REGIS COLLEGE		71						MINN COLLEGE OF ST TERESA		14				
MASS SIMMONS COLLEGE		59			16			MINN COLLEGE OF ST THOMAS	11					
MASS SMITH COLLEGE		88						MINN CONCORDIA COL WOODHEAD	10	31				
MASS SOUTHERN MASS TECH INST	21	39						MINN GUSTAVUS ADOLPHUS COLLEGE	5	18				
MASS SPRINGFIELD COLLEGE	10	9		1	1			MINN HAMLINE UNIVERSITY	7	19				
MASS STONEHILL COLLEGE	18	25						MINN LEA COLLEGE						
MASS SUFFOLK UNIV ALL CAMPUSES	26	12						MINN MACALESTER COLLEGE	33	66				
MASS TUFTS UNIVERSITY	40	30		4	11	1		MINN MANKATO STATE COLLEGE	32	56	12	8		
MASS UNIV MASS AMHERST CAMPUS	108	225		20	16	6	1	MINN MICHIGAN STATE COLLEGE	21	57	3	7		
MASS UNIV MASS BOSTON CAMPUS	38	87						MINN ST CLOUD STATE COLLEGE	24	41	5	4		
MASS WELLESLEY COLLEGE	1	57						MINN ST JOHNS UNIVERSITY	17					
MASS WESTERN NEW ENGLAND COL	1	7						MINN ST MARYS COLLEGE	32	42	8			
MASS WHEATON COLLEGE		42						MINN U OF MINN DULUTH	21	54				
MASS WILLIAMS COLLEGE	25							MINN U OF MINN MNPLS ST PAUL	119	148	20	14	10	6
MICH ADRIAN COLLEGE	2	20						MINN U OF MINN MORRIS	14	15	6	5		
MICH ALBION COLLEGE	2	30						MINN MINNOMA STATE COLLEGE	1	20				
MICH ALMA COLLEGE	10	30						MISS ALCONA A & M COLLEGE		4				
MICH ANDREWS UNIVERSITY	6	10		4	9			MISS BELHAVEN COLLEGE						
MICH AQUINAS COLLEGE	7	17						MISS BLUE MOUNTAIN COLLEGE		7				
MICH CALVIN COLLEGE	37	36		20	8			MISS DELTA STATE COLLEGE	5	30	1	2		
MICH CENTRAL MICHIGAN UNIV	53	206		20	8			MISS JACKSON STATE COLLEGE	8	47				
MICH DETROIT INSTITUTE OF TECH	7	1						MISS MILLSAPS COLLEGE	4	9				
MICH EASTERN MICHIGAN UNIV	46	74		9	7			MISS MISSISSIPPI COLLEGE	7	23	4	10		
MICH GRAND VALLEY STATE COL	5	21						MISS MISSISSIPPI INDUS COLLEGE		4				
MICH HILLSDALE COLLEGE	9	12						MISS MISS STATE COL FOR WOMEN		4				
MICH HOPE COLLEGE	16	22						MISS MISS STATE COL FOR WOMEN	8	54	2	3		
MICH KALAMAZOO COLLEGE	7	11						MISS MISSISSIPPI STATE UNIV		28	4			
MICH MADONNA COLLEGE		13						MISS MISS VALLEY STATE COLLEGE		13				
MICH MARYGROVE COLLEGE		36						MISS MUST COLLEGE		13				
MICH MERCY COLLEGE OF DETROIT	2	33						MISS TOUGALOO COLLEGE	1	4				
MICH MICHIGAN LUTHERAN COLLEGE	2	1												

TABLE 4.--BACHELOR'S, MASTER'S, AND DOCTOR'S DEGREES CONFERRED IN INSTITUTIONS OF HIGHER EDUCATION, BY SEX OF STUDENT, FIELD OF STUDY, STATE OR OTHER AREA, AND INSTITUTION: AGGREGATE UNITED STATES, 1968-69 --CONTINUED

FIELD OF STUDY, STATE OR OTHER AREA, AND INSTITUTION	BACHELOR'S DEGREES REQUIRING 4 OR 5 YEARS		MASTER'S DEGREES		DOCTOR'S DEGREES (PH.D., ED.D., ETC.)		BACHELOR'S DEGREES REQUIRING 4 OR 5 YEARS		MASTER'S DEGREES		DOCTOR'S DEGREES (PH.D., ED.D., ETC.)			
	1	2	3	4	5	6	7	1	2	3	4	5	6	7
	MEN	WOMEN	MEN	WOMEN	MEN	WOMEN	MEN	MEN	WOMEN	MEN	WOMEN	MEN	WOMEN	MEN
(CONTINUED)														
ENGLISH AND JOURNALISM, TOT.														
MISS UNIV MISS MAIN CAMPUS	31	60	1	2	10	1	2	5	1	1	1	1	1	1
MISS UNIV OF ST HRN MISSISSIPPI	21	69	1	1	14	1	1	1	1	1	1	1	1	1
MISS WHITWORTH COLLEGE	1	1	1	1	1	1	1	1	1	1	1	1	1	1
MISS WILLIAM CAREY COLLEGE	2	8	1	1	1	1	1	1	1	1	1	1	1	1
MO AVILA COLLEGE	2	3	1	1	1	1	1	1	1	1	1	1	1	1
MO CENTRAL METHODIST COLLEGE	2	11	1	1	1	1	1	1	1	1	1	1	1	1
MO CENTRAL MO ST COL ALL CAM	17	42	1	1	5	1	1	1	1	1	1	1	1	1
MO CULVER STOCKTON COLLEGE	8	2	1	1	1	1	1	1	1	1	1	1	1	1
MO DRURY COLLEGE	11	18	1	1	1	1	1	1	1	1	1	1	1	1
MO EVANGEL COLLEGE	1	13	1	1	1	1	1	1	1	1	1	1	1	1
MO FORTNORNE COLLEGE	27	27	1	1	1	1	1	1	1	1	1	1	1	1
MO LINCOLN UNIVERSITY	3	4	1	1	1	1	1	1	1	1	1	1	1	1
MO LINDENWOOD COLLEGE	1	27	1	1	1	1	1	1	1	1	1	1	1	1
MO MARILLAC COLLEGE	1	17	1	1	1	1	1	1	1	1	1	1	1	1
MO MARYVILLE COL SACRED HEART	30	30	1	1	1	1	1	1	1	1	1	1	1	1
MO MISSOURI SOUTHERN COLLEGE	9	9	1	1	1	1	1	1	1	1	1	1	1	1
MO MISSOURI VALLEY COLLEGE	3	3	1	1	1	1	1	1	1	1	1	1	1	1
MO NORTHEAST MISSOURI ST COL	16	57	7	7	4	4	4	4	4	4	4	4	4	4
MO NORTHWEST MISSOURI ST COL	23	58	1	1	1	1	1	1	1	1	1	1	1	1
MO NOTRE DAME COLLEGE	10	10	1	1	1	1	1	1	1	1	1	1	1	1
MO PARK COLLEGE	3	7	1	1	1	1	1	1	1	1	1	1	1	1
MO ROCKHURST COLLEGE	17	17	1	1	1	1	1	1	1	1	1	1	1	1
MO ST LOUIS U ALL CAMPUSES	28	50	13	13	26	3	5	5	5	5	5	5	5	5
MO SCHOOL OF THE OZARKS	1	4	1	1	1	1	1	1	1	1	1	1	1	1
MO SOUTHEAST MISSOURI ST COL	21	60	1	1	3	1	1	1	1	1	1	1	1	1
MO SOUTHWEST BAPTIST COLLEGE	8	10	1	1	1	1	1	1	1	1	1	1	1	1
MO SOUTHWEST MISSOURI ST COL	9	48	2	2	4	4	4	4	4	4	4	4	4	4
MO ST PHENIX COLLEGE	11	11	1	1	1	1	1	1	1	1	1	1	1	1
MO TARKIO COLLEGE	5	3	1	1	1	1	1	1	1	1	1	1	1	1
MO UNIV MISSOURI AT COLUMBIA	240	205	83	83	53	9	3	3	3	3	3	3	3	3
MO UNIV MISSOURI AT KANS CITY	22	38	4	4	10	1	1	1	1	1	1	1	1	1
MO UNIV MISSOURI AT ROLA	4	2	1	1	1	1	1	1	1	1	1	1	1	1
MO UNIV MISSOURI AT ST LOUIS	27	52	2	2	1	1	1	1	1	1	1	1	1	1
MO WASHINGTON UNIVERSITY	32	70	8	8	20	5	2	2	2	2	2	2	2	2
MO WEBSTER COLLEGE	2	28	1	1	35	1	1	1	1	1	1	1	1	1
MO WESTMINSTER COLLEGE	7	7	1	1	1	1	1	1	1	1	1	1	1	1
MO WILLIAM JEWELL COLLEGE	4	4	1	1	1	1	1	1	1	1	1	1	1	1
MO WILLIAM WOODS COLLEGE	5	5	1	1	1	1	1	1	1	1	1	1	1	1
MONT CARROLL COLLEGE	7	7	1	1	1	1	1	1	1	1	1	1	1	1
MONT COLLEGE OF GREAT FALLS	4	12	1	1	1	1	1	1	1	1	1	1	1	1
MONT EASTERN MONTANA COLLEGE	17	30	1	1	1	1	1	1	1	1	1	1	1	1
MONT MONTANA STATE UNIVERSITY	11	17	2	2	1	1	1	1	1	1	1	1	1	1
MONT NORTHERN MONTANA COLLEGE	5	9	1	1	1	1	1	1	1	1	1	1	1	1
MONT ROCKY MOUNTAIN COLLEGE	5	2	1	1	1	1	1	1	1	1	1	1	1	1
MONT UNIVERSITY OF MONTANA	23	44	7	7	4	4	4	4	4	4	4	4	4	4
MONT WESTERN MONTANA COLLEGE	12	12	1	1	1	1	1	1	1	1	1	1	1	1
MONT WYOMING STATE COLLEGE	4	13	1	1	3	1	1	1	1	1	1	1	1	1
NEBR COLLEGE OF ST MARY	7	7	1	1	1	1	1	1	1	1	1	1	1	1
NEBR CONCORDIA TEACHERS COL	23	83	1	1	1	1	1	1	1	1	1	1	1	1
NEBR CREIGHTON UNIVERSITY	46	48	5	5	14	1	1	1	1	1	1	1	1	1
NEBR DANA COLLEGE	7	7	1	1	1	1	1	1	1	1	1	1	1	1
NEBR DOANE COLLEGE	5	2	1	1	1	1	1	1	1	1	1	1	1	1
NEBR HASTINGS COLLEGE	6	16	1	1	1	1	1	1	1	1	1	1	1	1

TABLE 4.--BACHELOR'S, MASTER'S, AND DOCTOR'S DEGREES CONFERRED IN INSTITUTIONS OF HIGHER EDUCATION, BY SEX OF STUDENT, FIELD OF STUDY, STATE OR OTHER AREA, AND INSTITUTION: AGGREGATE UNITED STATES, 1968-69 --CONTINUED

FIELD OF STUDY, STATE OR OTHER AREA, AND INSTITUTION	BACHELOR'S DEGREES REQUIRING 4 OR 5 YEARS		MASTER'S DEGREES		DOCTOR'S DEGREES (PH.D., ED.D., ETC.)		BACHELOR'S DEGREES REQUIRING 4 OR 5 YEARS		MASTER'S DEGREES		DOCTOR'S DEGREES (PH.D., ED.D., ETC.)	
	2	3	4	5	6	7	2	3	4	5	6	7
	MEN	WOMEN	MEN	WOMEN	MEN	WOMEN	MEN	WOMEN	MEN	WOMEN	MEN	WOMEN
(CONTINUED)												
ENGLISH AND JOURNALISM, TOT.												
N M NEW MEX ST U ALL CAMPUSES	13	34	2	6	-	-	-	-	-	-	-	-
N M UNIV OF ALBUQUERQUE	2	10	-	-	-	-	-	-	-	-	-	-
N M UNIVERSITY OF NEW MEXICO	49	109	10	13	13	3	-	-	-	-	-	-
N M WESTERN NEW MEXICO UNIV	2	6	1	1	-	-	-	-	-	-	-	-
N Y ADELPHI UNIVERSITY	21	39	12	25	-	-	-	-	-	-	-	-
N Y ALFRED UNIV ALL CAMPUSES	9	11	1	3	-	-	-	-	-	-	-	-
N Y BARD COLLEGE	15	12	-	-	-	-	-	-	-	-	-	-
N Y BRIARCLIFF COLLEGE	28	28	-	-	-	-	-	-	-	-	-	-
N Y CANTISLUS COLLEGE	62	11	3	3	-	-	-	-	-	-	-	-
N Y CATH COL IMMAC CONCEPTION	15	-	-	-	-	-	-	-	-	-	-	-
N Y CUNY BROOKLYN COLLEGE	59	156	7	26	-	-	-	-	-	-	-	-
N Y CUNY CITY COLLEGE	101	127	30	38	-	-	-	-	-	-	-	-
N Y CUNY GRADUATE CENTER	-	-	-	-	-	-	-	-	-	-	-	-
N Y CUNY HUNTER COLLEGE	21	167	14	36	1	6	-	-	-	-	-	-
N Y CUNY LEHMAN COLLEGE	21	146	1	2	-	-	-	-	-	-	-	-
N Y CUNY QUEENS COLLEGE	57	123	4	18	-	-	-	-	-	-	-	-
N Y CUNY RICHMOND COLLEGE	6	13	1	5	-	-	-	-	-	-	-	-
N Y COLGATE UNIVERSITY	61	1	16	7	-	-	-	-	-	-	-	-
N Y COL OF MOUNT ST VINCENT	-	81	-	-	-	-	-	-	-	-	-	-
N Y COLLEGE OF NEW ROCHELLE	-	54	-	-	-	-	-	-	-	-	-	-
N Y COL ST ROSE ALL CAMPUSES	1	42	2	10	-	-	-	-	-	-	-	-
N Y COLUMBIA UNIV MAIN CAMPUS	127	35	127	55	24	32	-	-	-	-	-	-
N Y COLUMBIA UNIV BARNARD COL	-	73	-	-	-	-	-	-	-	-	-	-
N Y COLUMBIA UNIV TCMS COL	-	-	27	85	3	-	-	-	-	-	-	-
N Y COPPELL UNIV ALL CAMPUSES	60	69	15	7	9	6	-	-	-	-	-	-
N Y DOMINICAN COL OF BLAUVELT	1	9	-	-	-	-	-	-	-	-	-	-
N Y DOWLING COLLEGE	15	14	-	-	-	-	-	-	-	-	-	-
N Y D'YOUVILLE COLLEGE	-	17	-	-	-	-	-	-	-	-	-	-
N Y ELMIRA COLLEGE	-	39	-	-	-	-	-	-	-	-	-	-
N Y FINCH COLLEGE	-	17	-	-	-	-	-	-	-	-	-	-
N Y FORDHAM UNIVERSITY	153	73	29	14	6	3	-	-	-	-	-	-
N Y GOOD CONSEL COLLEGE	30	46	-	-	-	-	-	-	-	-	-	-
N Y HARTLTON COLLEGE	13	32	-	-	-	-	-	-	-	-	-	-
N Y HOBART & WH SMITH COLLEGE	28	15	-	-	-	-	-	-	-	-	-	-
N Y HOUSTON UNIVERSITY	37	99	-	-	-	-	-	-	-	-	-	-
N Y HUGHTON COLLEGE	4	24	-	-	-	-	-	-	-	-	-	-
N Y IONA COLLEGE	50	-	-	-	-	-	-	-	-	-	-	-
N Y ITHACA COLLEGE	18	37	-	-	-	-	-	-	-	-	-	-
N Y KEOKA COLLEGE	-	12	-	-	-	-	-	-	-	-	-	-
N Y KINGS COLLEGE	1	10	-	-	-	-	-	-	-	-	-	-
N Y LADYCLIFF COLLEGE	17	30	-	-	-	-	-	-	-	-	-	-
N Y LE MOYNE COLLEGE	37	37	-	-	-	-	-	-	-	-	-	-
N Y LG IS U MERRIWEATHER CAM	32	50	11	12	-	-	-	-	-	-	-	-
N Y LG IS U SOUTHAMPTON COL	11	7	-	-	-	-	-	-	-	-	-	-
N Y LG IS U UNIV CENTER	45	25	3	2	-	-	-	-	-	-	-	-
N Y MANHATTAN COLLEGE	31	30	7	8	-	-	-	-	-	-	-	-
N Y MANHATTANVILLE COLLEGE	-	56	-	-	-	-	-	-	-	-	-	-
N Y MARIST COLLEGE	30	2	-	-	-	-	-	-	-	-	-	-
N Y MARYMOUNT COLLEGE	-	34	-	-	-	-	-	-	-	-	-	-
N Y MARYMOUNT MANHATTAN COL	-	13	-	-	-	-	-	-	-	-	-	-
N Y MEDAILE COLLEGE	-	3	-	-	-	-	-	-	-	-	-	-
N Y MERCY COLLEGE	-	32	-	-	-	-	-	-	-	-	-	-



TABLE 4.--BACHELOR'S, MASTER'S, AND DOCTOR'S DEGREES CONFERRED IN INSTITUTIONS OF HIGHER EDUCATION, BY SEX OF STUDENT, FIELD OF STUDY, STATE OR OTHER AREA, AND INSTITUTION: AGGREGATE UNITED STATES, 1968-69 --CONTINUED

FIELD OF STUDY, STATE OR OTHER AREA, AND INSTITUTION	BACHELOR'S DEGREES REQUIRING 4 OR 5 YEARS		MASTER'S DEGREES		DOCTOR'S DEGREES (PH.D., ED.D., ETC.)		BACHELOR'S DEGREES REQUIRING 4 OR 5 YEARS		MASTER'S DEGREES		DOCTOR'S DEGREES (PH.D., ED.D., ETC.)	
	2	3	4	5	6	7	2	3	4	5	6	7
	MEN	WOMEN	MEN	WOMEN	MEN	WOMEN	MEN	WOMEN	MEN	WOMEN	MEN	WOMEN
ENGLISH AND JOURNALISM, TOT.	(CONTINUED)											
OHIO CEDARVILLE COLLEGE	5	5	-	-	-	-	5	5	-	-	-	-
OHIO CENTRAL STATE UNIVERSITY	6	14	-	-	-	-	22	47	-	-	-	-
OHIO CLEVELAND STATE UNIV	-	-	24	30	14	2	-	-	-	-	-	-
OHIO COL. MT. ST. JOSEPH ON OHIO	15	74	3	3	-	-	-	-	-	-	-	-
OHIO COLLEGE OF STEUBENVILLE	11	19	-	-	-	-	3	9	-	-	-	-
OHIO COLLEGE OF WOODSTER	1	16	-	-	-	-	9	23	3	2	-	-
OHIO DEFLANCE COLLEGE	-	11	-	-	-	-	-	-	-	-	-	-
OHIO DENISON UNIVERSITY	12	14	-	-	-	-	1	6	-	-	-	-
OHIO FINDLAY COLLEGE	3	13	-	-	-	-	25	28	-	-	-	-
OHIO HEIDELBERG COLLEGE	3	16	-	-	-	-	8	11	-	-	-	-
OHIO HIRSH COLLEGE	10	13	-	-	-	-	7	18	-	-	-	-
OHIO JOHN CARROLL UNIVERSITY	3	10	-	-	-	-	7	26	-	-	-	-
OHIO KENT ST UNIV MAIN CAMPUS	13	17	-	-	-	-	53	11	9	9	-	-
OHIO KENYON COLLEGE	6	9	-	-	-	-	70	191	18	34	7	2
OHIO LAKE ERIE COLLEGE	3	24	-	-	-	-	29	-	-	-	-	-
OHIO MALINE COLLEGE	1	17	-	-	-	-	4	17	-	-	-	-
OHIO MARIETTA COLLEGE	10	25	-	-	-	-	5	41	-	-	-	-
OHIO MARY MANSE COLLEGE	6	18	-	-	-	-	5	4	-	-	-	-
OHIO MIAMI UNIV ALL CAMPUSES	4	24	1	3	1	1	94	145	8	3	-	-
OHIO MOUNT UNION COLLEGE	13	37	-	-	-	-	12	23	-	-	-	-
OHIO MUSKINGHAM COLLEGE	10	25	-	-	-	-	4	20	-	-	-	-
OHIO NOTRE DAME COLLEGE	2	11	-	-	-	-	-	18	-	-	-	-
OHIO OBERLIN COLLEGE	2	17	-	-	-	-	76	30	2	3	-	-
OHIO OHIO DOMINICAN COL	2	14	-	-	-	-	5	15	-	-	-	-
OHIO OHIO NTHRN U ALL CAMPUSES	23	35	-	-	-	-	110	222	35	23	9	2
OHIO OHIO ST UNIV ALL CAMPUSES	216	159	49	65	25	6	181	235	76	20	12	1
OHIO OHIO UNIV ALL CAMPUSES	14	45	-	-	-	-	45	58	-	-	-	-
OHIO OHIO WESTLERN UNIVERSITY	6	100	6	19	-	-	15	20	-	-	-	-
OHIO OTTERBEIN COLLEGE	22	28	2	4	-	-	-	-	-	-	-	-
OHIO OUR LADY OF CINCIN COL	1	7	-	-	-	-	6	4	-	-	-	-
OHIO RIO GRANDE COLLEGE	10	32	-	-	-	-	21	63	2	6	-	-
OHIO UNIVERSITY OF AKRON	3	7	-	-	-	-	37	50	4	11	1	2
OHIO U CINCINNATI MAIN CAMPUS	1	14	-	-	-	-	25	45	13	7	-	-
OHIO UNIVERSITY OF DAYTON	3	21	-	-	-	-	16	44	7	7	-	-
OHIO UNIVERSITY OF TOLEDO	2	2	-	-	-	-	5	4	-	-	-	-
OHIO URRANA COLLEGE	1	1	-	-	-	-	-	-	-	-	-	-
OHIO URSULINE COLLEGE	5	8	-	-	-	-	13	28	-	-	-	-
OHIO WALSH COLLEGE	5	18	-	-	-	-	-	-	-	-	-	-
OHIO WESTERN COLLEGE FOR WOMEN	8	22	4	2	-	-	-	-	-	-	-	-
OHIO WILBERFORCE UNIVERSITY	23	31	1	5	-	-	10	27	-	-	-	-
OHIO WILMINGTON COLLEGE	4	11	-	-	-	-	21	36	-	-	-	-
OHIO WITTENBERG UNIVERSITY	2	4	-	-	-	-	10	25	-	-	-	-
OHIO WRIGHT STATE UNIVERSITY	3	11	-	-	-	-	13	43	19	11	-	-
OHIO XAVIER UNIVERSITY	4	11	-	-	-	-	5	7	-	-	-	-
OHIO YOUNGSTOWN ST UNIVERSITY	17	22	-	-	-	-	31	58	9	13	-	-
OKLA BETHANY NAZARENE COLLEGE	17	14	-	-	-	-	2	12	-	-	-	-
OKLA CENTRAL STATE COLLEGE	17	15	-	-	-	-	9	25	-	-	-	-
OKLA EAST CENTRAL STATE COL	8	15	-	-	-	-	2	15	-	-	-	-
OKLA GESSNER COLLEGE	9	15	-	-	-	-	12	15	-	-	-	-
OKLA NORTHWESTERN STATE COL	11	16	-	-	-	-	14	17	-	-	-	-
OKLA NORTHWESTERN STATE COL	6	-	-	-	-	-	3	21	-	-	-	-
OKLA OKLAHOMA BAPTIST UNIV	121	90	11	9	0	2	14	17	3	1	-	-
OKLA OKLAHOMA BAPTIST UNIV	11	24	15	18	6	9	3	21	-	-	-	-

TABLE 4.--BACHELOR'S, MASTER'S, AND DOCTOR'S DEGREES CONFERRED IN INSTITUTIONS OF HIGHER EDUCATION, BY SEX OF STUDENT, FIELD OF STUDY, STATE OR OTHER AREA, AND INSTITUTION: AGGREGATE UNITED STATES, 1968-69 --CONTINUED

FIELD OF STUDY, STATE OR OTHER AREA, AND INSTITUTION	BACHELOR'S DEGREES REQUIRING 4 OR 5 YEARS		MASTER'S DEGREES		DOCTOR'S DEGREES (PH.D., ED.D., ETC.)		BACHELOR'S DEGREES REQUIRING 4 OR 5 YEARS		MASTER'S DEGREES		DOCTOR'S DEGREES (PH.D., ED.D., ETC.)			
	1	2	3	4	5	6	7	1	2	3	4	5	6	7
	MEN	WOMEN	MEN	WOMEN	MEN	WOMEN	MEN	MEN	WOMEN	MEN	WOMEN	MEN	WOMEN	MEN
ENGLISH AND JOURNALISM, TOT.	(CONTINUED)													
OKLA OKLAHOMA CHRISTIAN COL	4	11						PA	IMMACULATA COLLEGE		44			
OKLA OKLAHOMA CITY UNIVERSITY	13	12						PA	INDIANA U OF PA ALL CAM			8	7	
OKLA OKLA COL OF LIBERAL ARTS	1	9						PA	JUNIATA COLLEGE	21	94			
OKLA OKLA PANHANDLE STATE COL	1	7						PA	KINGS COLLEGE	46				
OKLA OKLA ST UNIV MAIN CAMPUS	40	68		4	6			PA	LAFAYETTE COLLEGE	31				
OKLA OKLA ROBERTS UNIVERSITY	1	2						PA	LA ROCHE COLLEGE		7			
OKLA PHILLIPS UNIVERSITY	3	3						PA	LA SALLE COLLEGE	85	1			
OKLA SOUTHEASTERN STATE COL	9	10		1	4			PA	LEBANON VALLEY COLLEGE	6	6			
OKLA SOUTHWESTERN STATE COL	6	67		2	4			PA	LEHIGH UNIVERSITY	28	11	5	2	
OKLA UNIV OKLA ALL CAMPUSES	77	98		21	21	6	2	PA	LINCOLN UNIVERSITY	8				
OKLA UNIVERSITY OF TULSA	33	19		4	3			PA	LYCOMING COLLEGE	10	21			
OKLA CASCADE COLLEGE	2	2						PA	MARYMOUNT COLLEGE					
OREG EASTERN OREGON COLLEGE		8		3				PA	MERCYHURST COLLEGE		31		6	
OREG LEWIS & CLARK COLLEGE	16	23						PA	MESSIAH COLLEGE	1	7			
OREG LINFIELD COLLEGE	6	2						PA	MORAVIAN COL MAIN CAMPUS	13	8			
OREG MARYHURST COLLEGE		11						PA	MOUNT MERCY COLLEGE		38			
OREG MOUNT ANGEL COLLEGE	3	1						PA	MUHLBERG COLLEGE	14	31			
OREG OREGON COLLEGE OF EDUC	9	28		1	2			PA	MUR LADY OF ANGELS COL	25	2			
OREG OREGON STATE UNIVERSITY	18	61						PA	N. H. C. COLLEGE	23	40	4	4	
OREG PACIFIC UNIVERSITY	4	7		1	1			PA	BLOOMSBURG STATE COLLEGE	30	49			
OREG PORTLAND STATE COLLEGE	17	50		4	11			PA	CALIFORNIA STATE COLLEGE					
OREG REED COLLEGE	14	14		9	16			PA	CHEWNEY STATE COLLEGE	3	24			
OREG SOUTHERN OREGON COLLEGE	3							PA	CLAYTON ST COL MAIN CAMPUS	16	52			
OREG UNIV OREGON MAIN CAMPUS	114	176		55	31		3	PA	EAST STRODSBURG ST COL	10	27			
OREG UNIVERSITY OF PORTLAND	7	6			3			PA	EDMUND STATE COLLEGE	17	37	10	7	
OREG WILLAMETTE UNIVERSITY	8	17						PA	KUTZTOWN STATE COLLEGE	19	40	1	9	
PA ALBRIGHT COLLEGE	7	14						PA	LOCK HAVEN STATE COLLEGE	4	17			
PA ALLEGHENY COLLEGE	26	36						PA	MANSFIELD STATE COLLEGE	11	10			
PA ALLENTOWN COL ST FR D SALS	6							PA	HILLERSVILLE STATE COL	20	48	1	2	
PA ALLIANCE COLLEGE	8	11						PA	SHIPPENSBURG STATE COL	29	49	15	12	
PA ALVERNIA COLLEGE		8						PA	SLIPPERY ROCK STATE COL	15	51	3	1	
PA BEAVER COLLEGE		35						PA	WEST CHESTER STATE COL	29	65	3	4	
PA BRYN MAWR COLLEGE		20		2	4		3	PA	PENN ST UNIV ALL CAMPUSES	154	255	17	18	6
PA BUCKNELL UNIVERSITY	28	40		3				PA	POINT PARK COLLEGE	24	9			
PA CARPENT COLLEGE		12						PA	ROSEMONT COLLEGE		41			
PA CARNegie-MELLON UNIV	10	40		7	16			PA	ST FRANCIS COLLEGE	15	13			
PA CEDAR CREST COLLEGE		51						PA	ST JOSEPH COLLEGE	87	9			
PA CHATHAM COLLEGE		26						PA	ST VINCENT COLLEGE	15				
PA CHESTNUT HILL COLLEGE		45						PA	SETON HILL COLLEGE		18			
PA COLLEGE MISERICORDIA		15						PA	SUSQUEHANNA UNIVERSITY	10	29			
PA DICKINSON COLLEGE	30	38						PA	SMARTHMORE COLLEGE	11	17			
PA Drexel INST OF TECHNOLOGY	5	7						PA	TEMPLE UNIVERSITY	108	197	34	30	4
PA DUQUESNE UNIVERSITY	65	67		6	10		2	PA	THIEL COLLEGE	5	8			
PA EASTERN BAPTIST COLLEGE	5	15						PA	UNIV OF PENNSYLVANIA	92	96	23	36	27
PA ELIZABETHTOWN COLLEGE	9	16						PA	UNIV PITTSBG ALL CAMPUSES	82	111	8	15	5
PA FRANKLIN & MARSHALL COL	40	1						PA	UNIVERSITY OF SCRANTON	58		10	7	
PA GANNON COLLEGE	17	4		3	4			PA	URSTNUS COLLEGE	8	18			
PA GENEVA COLLEGE	6	17						PA	VILLA MARIA COLLEGE		6			
PA GETTYSBURG COLLEGE	16	23						PA	VILLANOVA UNIVERSITY	46	6	10	19	
PA GROVE CITY COLLEGE	9	21						PA	WASHINGTON JEFFERSON COL	30				
PA GWYNEDD-MERCY COLLEGE		15						PA	WAYNESBURG COLLEGE	6	9			
PA HAVERFORD COLLEGE	19							PA	WESTMINSTER COLLEGE	4	16	2	7	

TABLE 4.--BACHELOR'S, MASTER'S, AND DOCTOR'S DEGREES CONFERRED IN INSTITUTIONS OF HIGHER EDUCATION, BY SEX OF STUDENT, FIELD OF STUDY, STATE OR OTHER AREA, AND INSTITUTION: AGGREGATE UNITED STATES, 1968-69--CONTINUED

FIELD OF STUDY, STATE OR OTHER AREA, AND INSTITUTION	BACHELOR'S DEGREES REQUIRING 4 OR 5 YEARS		MASTER'S DEGREES		DOCTOR'S DEGREES (PH.D., ED.D., ETC.)		BACHELOR'S DEGREES REQUIRING 4 OR 5 YEARS		MASTER'S DEGREES		DOCTOR'S DEGREES (PH.D., ED.D., ETC.)	
	2	3	4	5	6	7	2	3	4	5	6	7
	1	1	1	1	1	1	1	1	1	1	1	1
(CONTINUED)												
ENGLISH AND JOURNALISM, TOT.												
PA WILKES COLLEGE	9	49	-	-	-	-	-	-	-	-	-	-
PA WILSON COLLEGE	-	20	-	-	-	-	-	-	-	-	-	-
R I BARRINGTON COLLEGE	9	-	-	-	-	-	-	-	-	-	-	-
R I BROWN UNIVERSITY	81	39	13	25	7	1	-	-	-	-	-	-
R I MOUNT ST. JOSEPH COLLEGE	-	3	-	-	-	-	-	-	-	-	-	-
R I PROVIDENCE COLLEGE	56	-	3	-	-	-	-	-	-	-	-	-
R I RHODE ISLAND COLLEGE	25	54	12	5	-	-	-	-	-	-	-	-
R I SALVE REGINA COLLEGE	-	35	-	-	-	-	-	-	-	-	-	-
R I UNIV. R I ALL CAMPUSES	45	104	17	19	-	-	-	-	-	-	-	-
S C ALLEN UNIVERSITY	1	8	-	-	-	-	-	-	-	-	-	-
S C BENEDECT COLLEGE	1	6	-	-	-	-	-	-	-	-	-	-
S C BAPTIST COL OF CHARLESTON	4	4	-	-	-	-	-	-	-	-	-	-
S C CENTRAL WESLEYAN COLLEGE	3	-	-	-	-	-	-	-	-	-	-	-
S C CATHOLIC MILITARY COL S C	15	-	-	-	-	-	-	-	-	-	-	-
S C CLARIN COLLEGE	1	14	-	-	-	-	-	-	-	-	-	-
S C CLEMSON UNIV. ALL CAMPUSES	-	-	1	3	-	-	-	-	-	-	-	-
S C COCKER COLLEGE FOR WOMEN	4	4	-	-	-	-	-	-	-	-	-	-
S C COLLEGE OF CHARLESTON	7	12	-	-	-	-	-	-	-	-	-	-
S C COLUMBIA COLLEGE	42	-	-	-	-	-	-	-	-	-	-	-
S C CONVERSE COLLEGE	-	18	6	11	-	-	-	-	-	-	-	-
S C ERSKINE COLLEGE	5	7	-	-	-	-	-	-	-	-	-	-
S C FURMAN UNIVERSITY	5	15	-	-	-	-	-	-	-	-	-	-
S C LANDR COLLEGE	5	8	-	-	-	-	-	-	-	-	-	-
S C LIMESTONE COLLEGE	1	5	-	-	-	-	-	-	-	-	-	-
S C MORRIS COLLEGE	3	6	-	-	-	-	-	-	-	-	-	-
S C MEMPHRY COLLEGE	1	8	-	-	-	-	-	-	-	-	-	-
S C PRESBYTERIAN COLLEGE	8	8	-	-	-	-	-	-	-	-	-	-
S C SOUTH CAROLINA ST COLLEGE	1	10	-	-	-	-	-	-	-	-	-	-
S C UNIV. S C ALL CAMPUSES	86	105	14	6	8	3	-	-	-	-	-	-
S C VONARHEES COLLEGE	-	8	-	-	-	-	-	-	-	-	-	-
S C WINTHROP COLLEGE	-	68	-	-	-	-	-	-	-	-	-	-
S C WOFFORD COLLEGE	24	-	-	-	-	-	-	-	-	-	-	-
S D AUGUSTANA COLLEGE	16	30	-	-	-	-	-	-	-	-	-	-
S D BLACK HILLS STATE COLLEGE	16	9	-	-	-	-	-	-	-	-	-	-
S D DAKOTA WESLEYAN UNIV	3	9	-	-	-	-	-	-	-	-	-	-
S D GEN. BEARD STATE COLLEGE	4	4	-	-	-	-	-	-	-	-	-	-
S D HURON COLLEGE	3	2	-	-	-	-	-	-	-	-	-	-
S D MOUNT MARY COLLEGE	4	4	-	-	-	-	-	-	-	-	-	-
S D NORTHERN STATE COLLEGE	17	39	-	-	-	-	-	-	-	-	-	-
S D SIOUX FALLS COLLEGE	5	7	-	-	-	-	-	-	-	-	-	-
S D SOUTH DAKOTA STATE UNIV	16	26	3	3	-	-	-	-	-	-	-	-
S D SOUTHERN STATE COLLEGE	3	5	-	-	-	-	-	-	-	-	-	-
S D UNIVERSITY SOUTH DAKOTA	21	37	10	19	-	-	-	-	-	-	-	-
S D YANKTON COLLEGE	2	4	-	-	-	-	-	-	-	-	-	-
TENN AUSTIN PEAY STATE UNIV	9	22	2	5	-	-	-	-	-	-	-	-
TENN BELMONT COLLEGE	4	21	-	-	-	-	-	-	-	-	-	-
TENN BETHEL COLLEGE	4	10	-	-	-	-	-	-	-	-	-	-
TENN CAPSOM NEWMAN COLLEGE	4	28	-	-	-	-	-	-	-	-	-	-
TENN CHRISTIAN BR. OTHERS COL	8	-	-	-	-	-	-	-	-	-	-	-
TENN DAVID LIPSCOMB COLLEGE	5	17	-	-	-	-	-	-	-	-	-	-
TENN E. TENN. ST. U. ALL CAMPUSES	29	50	3	10	-	-	-	-	-	-	-	-
TENN FISK UNIVERSITY	2	16	-	-	-	-	-	-	-	-	-	-
TENN FREE WILL BAPT. BIRLF COL	1	1	-	-	-	-	-	-	-	-	-	-

TABLE 4.--BACHELOR'S, MASTER'S, AND DOCTOR'S DEGREES CONFERRED IN INSTITUTIONS OF HIGHER EDUCATION BY SEX OF STUDENT, FIELD OF STUDY, STATE OR OTHER AREA, AND INSTITUTION: AGGREGATE UNITED STATES, 1968-69 --CONTINUED

FIELD OF STUDY, STATE OR OTHER AREA, AND INSTITUTION	BACHELOR'S DEGREES REQUIRING 4 OR 5 YEARS		MASTER'S DEGREES		DOCTOR'S DEGREES (PH. D., ED. D., ETC.)		BACHELOR'S DEGREES REQUIRING 4 OR 5 YEARS		MASTER'S DEGREES		DOCTOR'S DEGREES (PH. D., ED. D., ETC.)	
	2	3	4	5	6	7	2	3	4	5	6	7
	MEN	WOMEN	MEN	WOMEN	MEN	WOMEN	MEN	WOMEN	MEN	WOMEN	MEN	WOMEN
(CONTINUED)												
TEX SAM HOUSTON STATE COL	20	49	6	12	-	-	-	49	1	6	-	-
TEX SOUTHERN METHODIST UNIV	21	50	2	11	-	-	7	17	2	3	-	-
TEX SOUTHWESTERN UNIVERSITY	2	12	4	14	-	-	3	38	2	3	-	-
TEX SOUTHWEST TEXAS STATE COL	14	33	4	14	-	-	-	11	-	-	-	-
TEX STEPHEN F. AUSTIN ST. COL	28	55	10	19	-	-	13	45	1	4	-	-
TEX SUL ROSS STATE COLLEGE	2	18	3	1	-	-	-	1CR	1	6	-	-
TEX TEXAS A & T UNIVERSITY	11	38	5	8	-	-	23	1	-	-	-	-
TEX PRAIRIE VIEW A & M COL	13	38	3	8	-	-	5	25	-	-	-	-
TEX TABLETOWN STATE COLLEGE	5	16	-	-	-	-	-	8	-	-	-	-
TEX TEXAS A & M UNIVERSITY	19	7	7	4	-	-	-	1	-	-	-	-
TEX TEXAS CHRISTIAN UNIV	21	44	7	12	3	1	-	6	-	-	-	-
TEX TEXAS COLLEGE	1	7	-	-	-	-	-	1	-	-	-	-
TEX TEXA LUTRI COL MAIN CAMPUS	3	4	-	-	-	-	-	-	-	-	-	-
TEX TEXAS SOUTHERN UNIV	-	22	-	2	-	-	-	-	-	-	-	-
TEX TEXAS TECHNOLOGICAL COL	50	118	14	19	1	1	-	13	-	-	-	-
TEX TEXAS WESLEYAN COLLEGE	2	12	-	-	-	-	25	27	7	3	-	-
TEX TEXAS WOMANS UNIVERSITY	-	32	-	8	-	-	-	70	-	-	-	-
TEX TRINITY UNIVERSITY	9	17	1	1	-	-	119	3	50	48	6	3
TEX UNIV OF CORPUS CHRISTI	4	4	-	-	-	-	7	20	-	-	-	-
TEX UNIVERSITY OF DALLAS	10	18	7	4	-	-	17	29	-	-	-	-
TEX UNIVERSITY OF HOUSTON	45	132	1	11	-	-	30	-	-	-	-	-
TEX UNIVERSITY OF ST. THOMAS	12	9	-	-	-	-	29	21	2	5	-	-
TEX UNIV OF TEA AT ARLINGTON	123	78	-	-	-	-	2	-	-	-	-	-
TEX UNIV TEXAS AT AUSTIN	130	332	36	38	18	9	-	14	-	2	-	-
TEX UNIV OF TEXAS AT EL PASO	48	114	5	32	-	-	2	16	-	-	-	-
TEX WAYLAND BAPTIST COLLEGE	13	51	8	11	-	-	4	7	-	-	-	-
TEX WEST TEXAS STATE UNIV	8	11	-	-	-	-	27	-	1	5	-	-
TEX WILEY COLLEGE	8	8	-	-	-	-	37	93	8	1	-	-
UTAH BRIGHAM YOUNG UNIVERSITY	49	125	17	7	-	-	22	80	8	1	-	-
UTAH COLLEGE OF SOUTHERN UTAH	3	6	-	-	-	-	-	13	-	-	-	-
UTAH UNIV OF UTAH	45	94	9	8	3	-	24	46	8	4	-	-
UTAH UNIV ST UNIV MAIN CAMPUS	16	47	4	5	-	-	9	18	-	-	-	-
UTAH WEBER STATE COLLEGE	12	27	-	-	-	-	8	5	-	-	-	-
UTAH WESTMINSTER COLLEGE	-	6	-	-	-	-	16	53	-	-	-	-
VT BENNINGTON COLLEGE	-	25	-	-	-	-	28	74	10	12	-	-
VT CASTLETON STATE COLLEGE	18	53	-	-	-	-	1	-	-	-	-	-
VT GODDARD COLLEGE	13	12	-	-	-	-	8	13	-	-	-	-
VT JOHNSON STATE COLLEGE	1	2	-	-	-	-	90	261	31	64	19	4
VT LYNDEN STATE COLLEGE	12	5	-	-	-	-	2	5	-	-	-	-
VT MARLBOROUGH COLLEGE	5	1	-	-	-	-	1	6	-	-	-	-
VT MIDDLEBURY COLLEGE	27	20	29	15	-	-	5	10	-	-	-	-
VT NORWICH UNIVERSITY	28	20	4	2	-	-	1	3	-	-	-	-
VT ST MICHAELS COLLEGE	44	4	4	2	-	-	6	14	-	-	-	-
VT TRINITY COLLEGE	-	28	-	-	-	-	10	11	-	-	-	-
VT UNIV OF VT & ST AGRIC COL	12	31	5	5	-	-	7	26	-	-	-	-
VT WINDHAM COLLEGE	11	12	-	-	-	-	3	11	-	-	-	-
VA BRIDGEWATER COLLEGE	5	14	-	-	-	-	16	55	3	16	-	-
VA COL WM & MARY MAIN CAMPUS	26	54	-	-	-	-	19	58	-	-	-	-
VA EASTERN Mennonite COLLEGE	8	9	-	-	-	-	9	4	-	-	-	-
VA EMORY & HENRY COLLEGE	20	43	-	-	-	-	4	14	-	-	-	-
VA HAMPTON SYDNEY COLLEGE	11	2	-	-	-	-	19	4	-	-	-	-
VA HAMPTON INSTITUTE	2	11	-	-	-	-	4	14	-	-	-	-
VA HOLLINS COLLEGE	-	45	2	1	-	-	19	29	-	-	-	-



TABLE 4.---BACHELOR'S, MASTER'S, AND DOCTOR'S DEGREES CONFERRED IN INSTITUTIONS OF HIGHER EDUCATION, BY SEX OF STUDENT, FIELD OF STUDY, STATE OR OTHER AREA, AND INSTITUTION: AGGREGATE UNITED STATES, 1968-69 ---CONTINUED

Table with columns for BACHELOR'S DEGREES REQUIRING 4 OR 5 YEARS (MEN, WOMEN), MASTER'S DEGREES (MEN, WOMEN), DOCTOR'S DEGREES (PH.D., ED.D., ETC.) (MEN, WOMEN), FIELD OF STUDY, STATE OR OTHER AREA, AND INSTITUTION, and BACHELOR'S DEGREES REQUIRING 4 OR 5 YEARS (MEN, WOMEN). Includes sub-sections for ENGLISH AND JOURNALISM, TOT. and ENGLISH AND LITERATURE.

TABLE 4. -- BACHELOR'S, MASTER'S, AND DOCTOR'S DEGREES CONFERRED IN INSTITUTIONS OF HIGHER EDUCATION, BY SEX OF STUDENT, FIELD OF STUDY, STATE OR OTHER AREA, AND INSTITUTION: AGGREGATE UNITED STATES, 1968-69 --CONTINUED

FIELD OF STUDY, STATE OR OTHER AREA, AND INSTITUTION	BACHELOR'S DEGREES REQUIRING 4 OR 5 YEARS		MASTER'S DEGREES		DOCTOR'S DEGREES (PH.D., ED.D., ETC.)		BACHELOR'S DEGREES REQUIRING 4 OR 5 YEARS		MASTER'S DEGREES		DOCTOR'S DEGREES (PH.D., ED.D., ETC.)	
	2	3	4	5	6	7	2	3	4	5	6	7
	1	1	1	1	1	1	1	1	1	1	1	1
ENGLISH AND LITERATURE												
CAL SACRAMENTO STATE COLLEGE	31	100	10	9			7	17				
CAL SAN DIEGO ST COL MAIN CAMP	75	200	8	14			23	46				
CAL SAN FERNANDO VLY ST COL	50	161	11	15			10	55				
CAL SAN FRANCISCO STATE COL	132	191	98	64			4	15				
CAL SAN JOSE STATE COLLEGE	39	214	7	15				35				
CAL SONOMA STATE COLLEGE	22	38	1					2				
CAL STANISLAUS STATE COLLEGE	6	23						3				
CAL CHAPMAN COLLEGE	4	9						20				
CAL CLAREMONT MENS COLLEGE	15						58	187				
CAL CLAREMONT UNIV CENTER			6	5			28	60				
CAL PITZER COLLEGE		18			3		6	14				
CAL PUMONA COLLEGE	9	25					4	24				
CAL SCRIPPS COLLEGE		21					35	71				
CAL COL OF THE HOLY NAMES		35	1	2								
CAL COLLEGE OF NOTRE DAME		25										
CAL DOMINICAN COL SAN RAFAEL		12		3								
CAL IMMACULATE HEART COLLEGE	2	41		4								
CAL LA VERNE COLLEGE	4	16										
CAL LOMA LINDA U ALL CAMPUSES	2	6	2	1								
CAL L.A. BAPT COL & THEOL SEM		3										
CAL LOYOLA UNIV OF LOS ANG	41	12	10	2								
CAL MARYMOUNT COLLEGE		22		4								
CAL MOUNT ST MARYS COLLEGE		36		1								
CAL OCCIDENTAL COLLEGE	17	24	7	4								
CAL PACIFIC COLLEGE	1	6										
CAL PACIFIC UNION COLLEGE	1	6										
CAL PASADENA COLLEGE	5	18										
CAL PEPPERDINE COLLEGE	5	12										
CAL RUSSELL COLLEGE		2										
CAL ST MARYS COL CALIFORNIA	11											
CAL SAN FRANCISCO COL WOMEN		18		2								
CAL SOUTHERN CALIFORNIA COL	1	9										
CAL STANFORD UNIVERSITY	90	100	22	18	21	5						
CAL US INTERNATIONAL UNIV	2	9										
CAL U OF CAL BERKELEY	120	290	42	50	21	8						
CAL U OF CAL DAVIS	23	106	11	5	3							
CAL U OF CAL IRVINE	17	38	11	4								
CAL U OF CAL LOS ANGELES	109	375	23	36	10	9						
CAL U OF CAL RIVERSIDE	16	40	7	7	2							
CAL U OF CAL SAN DIEGO	3	13			2							
CAL U OF CAL SANTA BARBARA	60	123	18	8								
CAL U OF CAL SANTA CRUZ	15	41		4								
CAL UNIVERSITY OF THE PACIFIC	6	17	1									
CAL UNIVRSITY OF REDLANDS	10	37	7	7	1							
CAL U SAN DIEGO COL FOR MEN	9											
CAL U SAN DIEGO COL FOR WOMEN		15										
CAL UNIV OF SAN FRANCISCO	40	63	4	3								
CAL UNIVERSITY OF SANTA CLARA	14	42	4	4								
CAL UNIV OF STHRN CALIFORNIA	40	66	13	14	15	4						
CAL WESTMONT COLLEGE	8	19										
CAL WHITTIER COLLEGE	8	23		1								
CAL ADAMS STATE COLLEGE	8	14	1	2								

TABLE 4.--BACHELOR'S, MASTER'S, AND DOCTOR'S DEGREES CONFERRED IN INSTITUTIONS OF HIGHER EDUCATION, BY SEX OF STUDENT, FIELD OF STUDY, STATE OR OTHER AREA, AND INSTITUTION: AGGREGATE UNITED STATES, 1968-69 --CONTINUED

FIELD OF STUDY, STATE OR OTHER AREA, AND INSTITUTION	BACHELOR'S DEGREES REQUIRING 4 OR 5 YEARS		MASTER'S DEGREES		DOCTOR'S DEGREES (PH.D., ED.D., ETC.)		BACHELOR'S DEGREES REQUIRING 4 OR 5 YEARS		MASTER'S DEGREES		DOCTOR'S DEGREES (PH.D., ED.D., ETC.)	
	2	3	4	5	6	7	2	3	4	5	6	7
	MEN	WOMEN	MEN	WOMEN	MEN	WOMEN	MEN	WOMEN	MEN	WOMEN	MEN	WOMEN
ENGLISH AND LITERATURE	(CONTINUED)											
FLA UNIVERSITY OF FLORIDA	75	151	17	30	9	3	5	1	30	27	3	7
FLA UNIV OF SOUTH FLORIDA	53	91	4	14	—	—	38	68	—	—	—	—
FLA UNIV OF WEST FLORIDA	12	31	—	—	—	—	10	54	3	9	—	—
FLA STETSON UNIVERSITY	9	35	—	—	—	—	—	—	—	—	—	—
FLA UNIVERSITY OF MIAMI	35	71	1	10	4	4	15	30	—	—	—	—
FLA UNIVERSITY OF TAMPA	2	6	—	—	—	—	5	3	—	—	—	—
GA AGNES SCOTT COLLEGE	—	33	—	—	—	—	—	—	—	—	—	—
GA ALABAMA STATE COLLEGE	1	7	—	—	—	—	—	—	—	—	—	—
GA ARMSTRONG STATE COLLEGE	5	12	—	—	—	—	—	—	—	—	—	—
GA ATLANTA UNIVERSITY	9	13	1	1	—	—	39	95	3	13	—	—
GA AUGUSTA COLLEGE	—	—	—	—	—	—	6	15	—	—	—	—
GA BERRY COLLEGE	11	19	—	—	—	—	11	22	—	—	—	—
GA BRENAU COLLEGE	1	12	—	—	—	—	17	25	—	—	—	—
GA CLARK COLLEGE	1	3	—	—	—	—	21	—	—	—	—	—
GA COVENANT COLLEGE	2	3	—	—	—	—	—	—	—	—	—	—
GA EMORY UNIV ALL CAMPUSES	17	37	8	6	4	6	61	89	11	15	3	2
GA FORT VALLEY STATE COLLEGE	1	21	—	—	—	—	3	20	—	—	—	—
GA GEORGIA COLLEGE	1	11	—	—	—	—	—	—	—	—	—	—
GA GEORGIA SOUTHERN COLLEGE	9	44	2	3	—	—	—	—	—	—	—	—
GA GEORGIA SOUTHWESTERN COL	4	14	—	—	—	—	—	—	—	—	—	—
GA GEORGIA STATE COLLEGE	23	74	9	16	—	—	83	95	16	13	1	—
GA LA GRANGE COLLEGE	8	7	—	—	—	—	6	20	—	—	—	—
GA MERCER UNIV ALL CAMPUSES	22	40	—	—	—	—	34	52	34	45	13	7
GA MOREHOUSE COLLEGE	6	8	—	—	—	—	10	21	—	—	—	—
GA MORRIS BROWN COLLEGE	3	8	—	—	—	—	16	21	—	—	—	—
GA NORTH GEORGIA COLLEGE	3	8	—	—	—	—	—	—	—	—	—	—
GA OGLETHORPE COLLEGE	1	7	—	—	—	—	5	12	—	—	—	—
GA PATINE COLLEGE	6	6	—	—	—	—	3	8	—	—	—	—
GA PIEDMONT COLLEGE	5	6	—	—	—	—	21	27	2	1	—	—
GA SAVANNAH STATE COLLEGE	2	9	—	—	—	—	—	—	—	—	—	—
GA SHORTER COLLEGE	3	12	—	—	—	—	5	6	—	—	—	—
GA SPELMAN COLLEGE	—	15	—	—	—	—	—	—	—	—	—	—
GA TIFT COLLEGE	11	11	—	—	—	—	—	—	—	—	—	—
GA UNIVERSITY OF GEORGIA	41	115	9	17	3	1	15	26	—	—	—	—
GA VALDIA STATE COLLEGE	4	30	—	—	—	—	42	87	26	12	2	—
GA WESLEYAN COLLEGE	—	16	—	—	—	—	11	10	10	8	—	—
GA WEST GEORGIA COLLEGE	7	30	1	5	—	—	6	6	—	—	—	—
HAWAII CHAMBERLAIN COLLEGE OF HONOLULU	1	6	—	—	—	—	—	—	—	—	—	—
HAWAII CHURCH COLLEGE OF HAWAII	1	1	—	—	—	—	—	—	—	—	—	—
HAWAII UNIV HAWAII MAIN CAMPUS	27	70	6	6	—	—	75	262	55	83	26	5
IDA BOYSE STATE COLLEGE	5	8	—	—	—	—	13	178	3	10	16	11
IDA COLLEGE OF IDAHO	4	6	—	—	—	—	13	44	15	10	—	—
IDA IDAHO STATE UNIVERSITY	14	21	2	6	—	—	14	50	—	—	—	—
IDA LEWIS-CLARK NORMAL SCHOOL	3	5	—	—	—	—	9	17	—	—	—	—
IDA NORTHWEST NAZARENE COL	9	16	—	—	—	—	20	107	21	41	1	—
IDA UNIVERSITY OF IDAHO	6	21	—	—	—	—	3	5	—	—	—	—
ILL AUGUSTANA COLLEGE	9	22	—	—	—	—	6	19	—	—	—	—
ILL AURORA COLLEGE	4	6	—	—	—	—	27	—	—	—	—	—
ILL BARAT COLLEGE OF SACRED HEART	—	—	—	—	—	—	9	17	—	—	—	—
ILL BLACKBURN COLLEGE	—	22	—	—	—	—	26	44	—	—	—	—
ILL BRADLEY UNIVERSITY	14	37	2	7	—	—	26	44	1	—	—	—
ILL CHICAGO STATE COLLEGE	16	34	6	12	—	—	9	17	—	—	—	—
ILL COLLEGE OF ST FRANCIS	—	12	—	—	—	—	3	11	—	—	—	—

TABLE 4.--BACHELOR'S, MASTER'S, AND DOCTOR'S DEGREES CONFERRED IN INSTITUTIONS OF HIGHER EDUCATION, BY SEX OF STUDENT, FIELD OF STUDY, STATE OR OTHER AREA, AND INSTITUTION: AGGREGATE UNITED STATES, 1968-69 --CONTINUED

FIELD OF STUDY, STATE OR OTHER AREA, AND INSTITUTION	BACHELOR'S DEGREES REQUIRING 4 OR 5 YEARS		MASTER'S DEGREES		DOCTOR'S DEGREES (PH.D., ED.D., ETC.)		BACHELOR'S DEGREES REQUIRING 4 OR 5 YEARS		MASTER'S DEGREES		DOCTOR'S DEGREES (PH.D., ED.D., ETC.)	
	2	3	4	5	6	7	2	3	4	5	6	7
	1	1	1	1	1	1	1	1	1	1	1	1
ENGLISH AND LITERATURE												
IND HANOVER COLLEGE	4	11	-	-	-	-	-	10	5	-	-	-
IND HUNTINGTON COLLEGE	2	3	-	-	-	-	-	5	12	-	-	-
IND INDIANA CENTRAL COLLEGE	12	16	9	16	-	-	-	4	6	-	-	-
IND INDIANA STATE UNIVERSITY	19	54	62	68	24	9	-	4	6	-	-	-
IND INDIANA UNIV ALL CAMPUSES	83	239	62	68	24	9	-	4	6	-	-	-
IND MANCHESTER COLLEGE	3	18	-	-	-	-	-	7	23	5	-	-
IND MARIAN COL INDIANAPOLIS	10	20	-	-	-	-	-	2	2	-	-	-
IND MARION COLLEGE MARION	4	15	-	-	-	-	-	12	28	7	9	-
IND OAKLAND CITY COLLEGE	1	6	-	-	-	-	-	12	52	9	10	-
IND PURDUE UNIV MAIN CAMPUS	28	98	14	31	4	-	-	27	16	6	2	2
IND PURDUE UNIV CALUMET CAMPUS	2	7	-	-	-	-	-	5	5	-	-	-
IND PURDUE UNIV FT WAYNE	4	1	1	-	-	-	-	2	9	-	-	-
IND PURDUE UNIV INDIANAPOLIS	2	5	-	-	-	-	-	3	8	-	-	-
IND ST BENEDICT COLLEGE	4	3	9	14	-	-	-	2	13	-	-	-
IND ST FRANCIS COLLEGE	4	11	-	-	-	-	-	4	9	-	-	-
IND ST JOSEPH COL MAIN CAMPUS	12	2	-	-	-	-	-	2	4	-	-	-
IND ST JOSEPH COL CALUMET CAMPUS	1	5	-	-	-	-	-	19	-	-	-	-
IND ST MARYS COLLEGE	1	22	-	-	-	-	-	7	7	-	-	-
IND ST MARY OF THE WOODS COL	-	8	-	-	-	-	-	4	2	-	-	-
IND ST HENRAD COL & SCH THEO	13	-	-	-	-	-	-	7	7	-	-	-
IND TAYLOR UNIVERSITY	2	11	-	-	-	-	-	3	3	-	-	-
IND UNIV OF EVANSVILLE	3	20	5	4	-	-	-	45	41	16	24	-
IND UNIVERSITY OF NOTRE DAME	120	1	5	13	10	-	-	19	21	6	5	-
IND WALPARAISO UNIVERSITY	13	39	2	15	-	-	-	17	38	2	9	-
IND WARASH COLLEGE	28	-	-	-	-	-	-	6	11	-	-	-
IOWA BIRAR CLIFF COLLEGE	1	35	-	-	-	-	-	18	10	-	-	-
IOWA BUENA VISTA COLLEGE	4	13	-	-	-	-	-	9	23	-	-	-
IOWA CENTRAL UNIV OF IOWA	-	13	-	-	-	-	-	6	9	-	-	-
IOWA CLARKE COLLEGE	9	30	-	-	-	-	-	4	11	-	-	-
IOWA COE COLLEGE	9	30	-	-	-	-	-	4	11	-	-	-
IOWA CORNELL COLLEGE	5	11	-	-	-	-	-	8	19	-	-	-
IOWA DIVINE WORD COLLEGE	5	-	-	-	-	-	-	6	20	-	-	-
IOWA DOROT COLLEGE	9	9	-	-	-	-	-	12	64	6	4	-
IOWA DRAKE UNIVERSITY	8	36	1	8	-	-	-	6	16	-	-	-
IOWA GRACELAND COLLEGE	2	5	-	-	-	-	-	4	8	-	-	-
IOWA GRINNELL COLLEGE	6	22	-	-	-	-	-	2	8	-	-	-
IOWA IOWA ST U OF SCI & TECH	26	69	1	5	-	-	-	5	16	1	4	-
IOWA IOWA WESLEYAN COLLEGE	3	7	1	1	-	-	-	12	38	1	4	-
IOWA LORAS COLLEGE	22	34	1	1	-	-	-	43	78	2	2	-
IOWA LUTHER COLLEGE	17	34	-	-	-	-	-	7	12	-	-	-
IOWA MARYCRESS COLLEGE	-	13	-	-	-	-	-	7	12	-	-	-
IOWA MIDWESTERN COLLEGE	4	4	-	-	-	-	-	5	10	-	-	-
IOWA MORNING IDE COLLEGE	8	19	-	-	-	-	-	2	9	-	-	-
IOWA MOUNT MERCY COLLEGE	10	10	-	-	-	-	-	3	9	7	2	-
IOWA NORTHWESTERN COLLEGE	1	9	-	-	-	-	-	41	132	8	26	1
IOWA PARSONS COLLEGE	18	7	-	-	-	-	-	17	26	4	7	-
IOWA ST AMBROSE COLLEGE	8	1	-	-	-	-	-	35	65	4	5	-
IOWA ST SIMPSON COLLEGE	6	10	-	-	-	-	-	4	7	-	-	-
IOWA UNIV DUBUQUE MAIN CAMPUS	2	15	-	-	-	-	-	2	4	-	-	-
IOWA UNIVERSITY OF IOWA	42	120	84	43	9	3	-	6	13	-	-	-
IOWA UNIV OF NORTHERN IOWA	23	65	8	4	-	-	-	1	24	-	-	-
IOWA UPPER IOWA UNIVERSITY	4	7	-	-	-	-	-	2	3	-	-	-
IOWA WARTBURG COLLEGE	13	18	-	-	-	-	-	20	39	3	15	-
IOWA WESTMAR COLLEGE	6	6	-	-	-	-	-	2	3	-	-	-

TABLE 4.--BACHELOR'S, MASTER'S, AND DOCTOR'S DEGREES CONFERRED IN INSTITUTIONS OF HIGHER EDUCATION, BY SEX OF STUDENT, FIELD OF STUDY, STATE OR OTHER AREA, AND INSTITUTION: AGGREGATE UNITED STATES, 1968-69 --CONTINUED

FIELD OF STUDY, STATE OR OTHER AREA, AND INSTITUTION	BACHELOR'S DEGREES REQUIRING 4 OR 5 YEARS		MASTER'S DEGREES		DOCTOR'S DEGREES (PH.D., ED.D., ETC.)		BACHELOR'S DEGREES REQUIRING 4 OR 5 YEARS		MASTER'S DEGREES		DOCTOR'S DEGREES (PH.D., ED.D., ETC.)			
	1	2	3	4	5	6	7	1	2	3	4	5	6	7
	ENGLISH AND LITERATURE	MEN	WOMEN	MEN	WOMEN	MEN	WOMEN	MEN	WOMEN	MEN	WOMEN	MEN	WOMEN	MEN
LA LA ST U BATON ROUGE	21	98	5	12	7	2	10	20	2	3				
LA LA ST U NEW ORLEANS	18	43	3	3			70							
LA LOYOLA UNIVERSITY	11	7					44							
LA MCNEESE STATE COLLEGE	2	18	2	2			7							
LA NORTH LOUISIANA ST COL	4	24		12			7							
LA NORTHWESTERN ST COL	8	17		5			9							
LA OUR LADY HOLY CROSS COL		3					10	17						
LA ST JOSEPH SEMINARY	12						4	6						
LA ST MARYS DOMINICAN COL		14					166	65	45	35			24	13
LA STEUBEN LOUISIANA COL	5	19		3			6	12						
LA SOUTHERN UNIV & A & M COL	2	43		22			31	68	6	6				
LA TULANE UNIV OF LOUISIANA	48	50	8	10	8	4	19	54						
LA UNIV STATESTRN LOUISIANA	12	43	3	5			16	24						
LA XAVIER UNIVERSITY OF LA	5		2				11	18						
ME RATES COLLEGE	12	18					23	66	16	5				
ME BOWDOIN COLLEGE	26	34					11	36						
ME COLBY COLLEGE	19	20					16	28						
ME MASSON COLLEGE							4	6						
ME RICKER COLLEGE	11	1												
ME ST FRANCIS COLLEGE	13													
ME ST JOSEPHS COLLEGE		10					80	65	19	24				
ME UNIV YALE ALL CAMPUSES	57	159	12	19				71						
MD BOWEN STATE COLLEGE		6						33						
MD COL OF NOTRE DAME OF MD		32						88						
MD COLLEGIATA UNION COLLEGE	2	5												
MD LYNDIA COLLEGE	29	8												
MD PROSPER STATE COLLEGE	5	14												
MD PROSPER STATE COLLEGE		25												
MD SOUTHERN COLLEGE	22													
MD THOMAS STATE COLLEGE	33	3	23	25	5	3		39	1	1				
MD JOHN HOPKINS U ALL C44	29	8						18						
MD MORGAN STATE COLLEGE	3	20	3	6				25						
MD MOUNT ST MARYS COLLEGE		11						11						
MD HOWARD COLLEGE		22						30	4	11				
MD JOHN HOPKINS U ALL C44	33	3	23	25	5	3		40	4	11				
MD MOUNT ST MARYS COLLEGE	29	12						220	20	16				
MD ST JOSEPH COLLEGE		13						87						
MD SALISBURY STATE COLLEGE	5	12						57						
MD TOMSON STATE COLLEGE	36	70						2						
MD UNIVERSITY OF BALTIMORE	16	4						42						
MD UNIV OF MARYLAND ST COL	108	213	22	42	5	2		20	16	6				
MD UNIV OF MARYLAND ST COL	1	3						97						
MD WASHINGTON COLLEGE	9	20						1						
MD WESTERN MARYLAND COLLEGE	6	18		4				20						
MASS AMERICAN INTERNATIONAL COL	17	23						6	4	9				
MASS AMHERST COLLEGE	29	21						7						
MASS ANNA MARIA COL FOR WOMEN		21						17						
MASS ASSUMPTION COLLEGE	19							36						
MASS ATLANTIC UNION COLLEGE	2	5						196	18	7				
MASS AUGUSTINIAN COL MERMAC VY	11	34						7						
MASS AMHERST COLLEGE	29	21						46	9	7				
MASS GRAND VALLEY STATE COL	5	21						5						
MASS HILLSDALE COLLEGE	9	12						9						
MASS HOPE COLLEGE	16	22						16						
MASS INDIANAPOLIS COLLEGE	7	11						7						
MASS MADONNA COLLEGE	1	11						1						
MASS MARYGROVE COLLEGE		33						21						
MASS MERCY COLLEGE OF DETROIT	2	31						33						
MASS MICHIGAN LUTHERAN COLLEGE	1	1						2						
MASS MICHIGAN STATE UNIV ALL CAMPUSES	55	204	23	33	6	1		55	23	33				4

TABLE 4.--BACHELOR'S, MASTER'S, AND DOCTOR'S DEGREES CONFERRED IN INSTITUTIONS OF HIGHER EDUCATION, BY SEX OF STUDENT, FIELD OF STUDY, STATE OR OTHER AREA, AND INSTITUTION: AGRICULTURE UNITED STATES, 1968-69 --CONTINUED

FIELD OF STUDY, STATE OR OTHER AREA, AND INSTITUTION	BACHELOR'S DEGREES REQUIRING 4 OR 5 YEARS		MASTER'S DEGREES		DOCTOR'S DEGREES (PH.D., ED.D., ETC.)		FIELD OF STUDY, STATE OR OTHER AREA, AND INSTITUTION	BACHELOR'S DEGREES REQUIRING 4 OR 5 YEARS		MASTER'S DEGREES		DOCTOR'S DEGREES (PH.D., ED.D., ETC.)	
	MEN	WOMEN	MEN	WOMEN	MEN	WOMEN		MEN	WOMEN	MEN	WOMEN	MEN	WOMEN
ENGLISH AND LITERATURE													
MICH MICH TEC U LK SUP ST COL	8	7	-	-	-	-							
MICH NAZARETH COLLEGE	19	19	8	5	-	-							
MICH NORTHERN MICHIGAN UNIV	39	51	8	5	-	-							
MICH OAKLAND UNIVERSITY	29	53	6	6	-	-							
MICH OLLIVET COLLEGE	7	5	-	-	-	-							
MICH ONCOSO COLLEGE	1	5	-	-	-	-							
MICH SACRED HEART SEMINARY	20	-	-	-	-	-							
MICH SAGINAW VALLEY COLLEGE	4	8	-	-	-	-							
MICH STERNA HEIGHTS COLLEGE	45	45	-	1	-	-							
MICH SPRING ARBOR COLLEGE	1	9	-	-	-	-							
MICH UNIVERSITY OF DETROIT	26	34	8	13	-	-							
MICH UNIVERSITY OF MICHIGAN	134	358	44	90	14	10							
MICH WAYNE STATE UNIVERSITY	74	115	24	37	6	3							
MICH WESTERN MICHIGAN UNIV	74	454	11	12	-	-							
MINN AUGSBURG COLLEGE	13	24	-	4	-	-							
MINN BEMIDJUI STATE COLLEGE	18	39	2	4	-	-							
MINN BETHEL COLLEGE & SEMINARY	4	8	-	-	-	-							
MINN CARLETON COLLEGE	21	32	-	-	-	-							
MINN COLLEGE OF ST BENEDICT	-	7	-	-	-	-							
MINN COLLEGE OF ST CATHERINE	-	23	-	-	-	-							
MINN COLLEGE OF ST SCHOLASTICA	-	8	-	-	-	-							
MINN COLLEGE OF ST TERESA	-	14	-	-	-	-							
MINN COLLEGE OF ST THOMAS	27	31	-	-	-	-							
MINN CONCORDIA COL MOORHEAD	19	18	-	-	-	-							
MINN GUSTAVUS ADOLPHUS COLLEGE	9	19	-	-	-	-							
MINN HAMLINE UNIVERSITY	7	18	-	-	-	-							
MINN LEA COLLEGE	1	-	-	-	-	-							
MINN MACALISTER COLLEGE	33	60	3	3	-	-							
MINN MANKATO STATE COLLEGE	32	56	12	8	-	-							
MINN MOORHEAD STATE COLLEGE	18	53	3	7	-	-							
MINN ST CLOUD STATE COLLEGE	22	41	5	4	-	-							
MINN ST JOHNS UNIVERSITY	37	-	-	-	-	-							
MINN ST MARYS COLLEGE	32	42	8	-	-	-							
MINN ST RUF COLLEGE	21	7	-	-	-	-							
MINN U OF MINN DULUTH	7	54	-	-	-	-							
MINN U OF MINN MPLS ST PAUL	57	92	20	14	10	6							
MINN U OF MINN MORRIS	-	9	-	-	-	-							
MINN WINDOM STATE COLLEGE	14	15	6	5	-	-							
MISS ALCONA A & H COLLEGE	1	20	-	-	-	-							
MISS BELHAVEN COLLEGE	-	4	-	-	-	-							
MISS BLUE MOUNTAIN COLLEGE	-	7	-	-	-	-							
MISS DELTA STATE COLLEGE	5	30	1	2	-	-							
MISS JACKSON STATE COLLEGE	8	47	-	-	-	-							
MISS MILLSAPS COLLEGE	4	9	-	-	-	-							
MISS MISSISSIPPI COLLEGE	7	23	4	10	-	-							
MISS MISSISSIPPI INDUS COLLEGE	-	4	-	-	-	-							
MISS MISS STATE COL FOR WOMEN	-	42	-	3	-	-							
MISS MISSISSIPPI STATE UNIV	8	28	2	4	-	-							
MISS MISS VALLEY STATE COLLEGE	-	18	-	-	-	-							
MISS RUST COLLEGE	1	4	-	-	-	-							
MISS TOUGALOO COLLEGE	1	4	-	-	-	-							
MISS STATE COL FOR WOMEN	24	56	6	10	1	2							
MISS UNIV OF STHRN MISSISSIPPI	17	63	3	14	-	-							

TABLE 4.--BACHELOR'S, MASTER'S, AND DOCTOR'S DEGREES CONFERRED IN INSTITUTIONS OF HIGHER EDUCATION BY SEX OF STUDENT, FIELD OF STUDY, STATE OR OTHER AREA, AND INSTITUTION: AGGREGATE UNITED STATES, 1968-69 --CONTINUED

FIELD OF STUDY, STATE OR OTHER AREA, AND INSTITUTION	BACHELOR'S DEGREES REQUIRING 4 OR 5 YEARS		MASTER'S DEGREES		DOCTOR'S DEGREES (PH.D., ED.D., ETC.)		BACHELOR'S DEGREES REQUIRING 4 OR 5 YEARS		MASTER'S DEGREES		DOCTOR'S DEGREES (PH.D., ED.D., ETC.)	
	2	3	4	5	6	7	2	3	4	5	6	7
	MEN	WOMEN	MEN	WOMEN	MEN	WOMEN	MEN	WOMEN	MEN	WOMEN	MEN	WOMEN
(CONTINUED)												
ENGLISH AND LITERATURE												
N Y NIAGARA UNIV ALL CAMPUSES	39	14	9	4	-	-	11	18	-	-	-	-
N Y NIAGARA UNIV STATE COL	-	20	-	-	-	-	1	16	-	-	-	-
N Y NYACK MISSIONARY COLLEGE	5	3	-	-	-	-	1	11	-	-	-	-
N Y PACE COLLEGE MAIN CAMPUS	23	32	-	-	-	-	12	14	-	-	-	-
N Y PACE COL WESTCHESTER CAMP	16	9	-	-	-	-	3	13	-	-	-	-
N Y RENSSAELER POLY MAIN CAMP	12	1	-	-	-	-	3	16	-	-	-	-
N Y ROBERTS WESLEYAN COLLEGE	11	23	-	-	-	-	10	13	-	-	-	-
N Y ROSARY HILL COLLEGE	-	28	-	-	-	-	13	17	-	-	-	-
N Y RUSSELL SAGE MAIN CAMPUS	1	28	-	-	-	-	-	9	-	-	-	-
N Y ST BONAVENTURE UNIVERSITY	24	40	1	6	-	-	6	18	-	-	-	-
N Y ST FRANCIS COLLEGE	39	6	-	-	-	-	3	25	-	-	-	-
N Y ST JOHN FISHER COL INC	41	-	-	-	-	-	4	37	1	3	-	-
N Y ST JOHNS UNIVERSITY	79	72	6	12	-	-	10	25	-	-	-	-
N Y ST JOSEPHS COL FOR WOMEN	-	31	-	-	-	-	6	9	-	-	-	-
N Y ST LAWRENCE UNIVERSITY	32	33	-	-	-	-	4	12	-	-	-	-
N Y ST THOMAS AQUINAS COLLEGE	-	15	-	-	-	-	13	18	-	-	-	-
N Y SARAH LAWRENCE COLLEGE	-	15	-	-	-	-	2	11	-	-	-	-
N Y SIENA COLLEGE	39	2	2	5	-	-	2	11	-	-	-	-
N Y SKIDMORE COL ALL CAMPUSES	-	44	-	-	-	-	-	17	-	-	-	-
N Y SUNY STATE UNIV ALBANY	56	173	17	18	-	-	4	12	-	-	-	-
N Y SUNY STATE UNIV BINGHAMTN	36	65	11	9	-	-	2	14	-	-	-	-
N Y SUNY ST U RUFLO MAIN CAMP	79	148	17	17	7	3	23	35	-	-	-	-
N Y SUNY ST U STONY BRK MAIN	29	68	10	9	-	-	177	150	41	61	23	6
N Y SUNY COLLEGE BROCKPORT	18	28	3	3	-	-	14	45	-	-	-	-
N Y SUNY COLLEGE BUFFALO	30	71	9	23	-	-	6	100	6	19	-	-
N Y SUNY COLLEGE CORTLAND	11	54	-	-	-	-	22	28	2	4	-	-
N Y SUNY COLLEGE FREDONIA	15	36	5	1	-	-	1	7	-	-	-	-
N Y SUNY COLLEGE GENESEE	28	72	5	4	-	-	9	30	-	-	-	-
N Y SUNY COLLEGE NEW PALTZ	44	67	7	12	-	-	3	21	-	-	-	-
N Y SUNY COLLEGE ONEONTA	24	53	4	-	-	-	2	2	-	-	-	-
N Y SUNY COLLEGE OSWEGO	18	47	3	5	-	-	1	1	-	-	-	-
N Y SUNY COLLEGE PLATTSBURGH	19	33	3	7	-	-	3	7	-	-	-	-
N Y SUNY COLLEGE POTSDAM	7	50	3	4	-	-	1	14	-	-	-	-
N Y SYRACUSE U MAIN CAMPUS	55	101	15	11	7	1	3	21	-	-	-	-
N Y SYRACUSE UNIV UTICA COL	12	50	-	-	-	-	2	2	-	-	-	-
N Y UNION COLLEGE	19	38	6	7	5	2	1	1	-	-	-	-
N Y UNIVERSITY OF ROCHESTER	25	38	6	7	-	-	5	8	-	-	-	-
N Y VASSAR COLLEGE	-	69	-	2	-	-	5	18	-	-	-	-
N Y WAGNER COLLEGE	7	18	-	-	-	-	8	22	4	2	-	-
N Y WELLS COLLEGE	-	18	-	-	-	-	19	27	1	5	-	-
N Y YESHIVA UNIVERSITY	20	20	-	-	-	-	4	11	-	-	-	-
N C APPALACHIAN ST UNIVERSITY	2	30	4	13	-	-	17	22	-	-	-	-
N C SHEVILLIE BILTMORE COL	-	3	-	-	-	-	17	14	-	-	-	-
N C ATLANTIC CHRISTIAN COL	4	19	-	-	-	-	8	15	-	-	-	-
N C BARRER-SCOTIA COLLEGE	-	8	-	-	-	-	9	15	-	-	-	-
N C BELMONT ABBEY COLLEGE	9	12	-	-	-	-	11	16	-	-	-	-
N C BENNETT COLLEGE	-	12	-	-	-	-	6	-	-	-	-	-
N C CAMPBELL COLLEGE	16	24	-	-	-	-	58	110	11	8	6	2
N C CATAWBA COLLEGE	-	13	-	-	-	-	11	18	-	-	-	-
N C DAVENSON COLLEGE	32	51	-	-	-	-	29	52	15	18	6	9
N C DUKE UNIVERSITY	15	74	3	3	14	2	5	16	-	-	-	-
N C EAST CAROLINA U ALL CAMP	-	24	-	-	-	-	6	15	-	-	-	-
N C ELIZABETH CITY STATE COL	3	11	-	-	-	-	22	47	-	-	-	-
N C OHIO COL MT ST JOSEPH ON OHIO	-	24	-	-	-	-	-	24	-	-	-	-
N C OHIO COLLEGE OF STEUBENVILLE	-	9	-	-	-	-	9	9	-	-	-	-
N C OHIO COLLEGE OF WOOSTER	-	23	-	-	-	-	3	23	3	2	-	-
N C OHIO DEFIANCE COLLEGE	-	1	-	-	-	-	1	6	-	-	-	-





FIELD OF STUDY,
 STATE OR OTHER AREA,
 AND INSTITUTION

FIELD OF STUDY,
 STATE OR OTHER AREA,
 AND INSTITUTION

FIELD OF STUDY,
 STATE OR OTHER AREA,
 AND INSTITUTION

	BACHELOR'S DEGREES REQUIRING 4 OR 5 YEARS		MASTER'S DEGREES		DOCTOR'S DEGREES (PH.D., ED.D., ETC.)		BACHELOR'S DEGREES REQUIRING 4 OR 5 YEARS		MASTER'S DEGREES		DOCTOR'S DEGREES (PH.D., ED.D., ETC.)	
	2	3	4	5	6	7	2	3	4	5	6	7
PA LEHIGH UNIVERSITY	25	-	11	5	2	-	1	6	-	-	-	-
PA LINCOLN UNIVERSITY	8	2	-	-	-	-	4	4	-	-	-	-
PA LYNNING COLLEGE	10	21	-	-	-	-	3	3	-	-	-	-
PA MARYWOOD COLLEGE	-	31	1	6	-	-	15	-	-	-	-	-
PA MERCYHURST COLLEGE	-	7	-	-	-	-	1	14	-	-	-	-
PA MESSIAH COLLEGE	1	8	-	-	-	-	-	-	1	3	-	-
PA MORAVIAN COL MAIN CAMPUS	13	26	-	-	-	-	-	-	-	-	-	-
PA MOUNT MERCY COLLEGE	31	38	-	-	-	-	7	12	-	-	-	-
PA MUILENBERG COLLEGE	14	31	-	-	-	-	-	42	-	-	-	-
PA OUR LADY OF ANGELS COL	-	29	-	-	-	-	-	18	6	11	-	-
PA P M C COLLEGES	25	2	-	-	-	-	5	7	-	-	-	-
PA PLOOMSBURG STATE COLLEGE	23	40	4	4	-	-	5	15	-	-	-	-
PA CALIFORNIA STATE COLLEGE	30	49	-	-	-	-	5	8	-	-	-	-
PA CHEVNEY STATE COLLEGE	3	24	-	-	-	-	1	5	-	-	-	-
PA CLAPION ST COL MAIN CAM	16	52	-	-	-	-	3	6	-	-	-	-
PA EAST STROUDSBURG ST COL	10	27	-	-	-	-	1	8	-	-	-	-
PA EDINBORG STATE COLLEGE	17	37	10	7	-	-	8	-	-	-	-	-
PA KUTZTOWN STATE COLLEGE	19	40	1	9	-	-	10	-	-	-	-	-
PA LOCK HAVEN STATE COLLEGE	4	17	-	-	-	-	59	86	10	4	8	3
PA MANSFIELD STATE COLLEGE	11	10	-	-	-	-	-	-	8	-	-	-
PA MILLERSVILLE STATE COL	20	48	1	2	-	-	-	68	-	-	-	-
PA SHIPPENSBURG STATE COL	29	49	15	12	-	-	24	-	-	-	-	-
PA SLIPPERY ROCK STATE COL	14	51	3	4	-	-	6	30	-	-	-	-
PA WEST CHESTER STATE COL	29	65	3	4	-	-	16	9	-	-	-	-
PA PENN ST UNIV ALL CAMPUSES	101	225	13	16	6	2	3	9	-	-	-	-
PA POINT PARK COLLEGE	4	6	-	-	-	-	4	4	-	-	-	-
PA ROSEMONT COLLEGE	-	41	-	-	-	-	3	2	-	-	-	-
PA ST FRANCIS COLLEGE	15	13	-	-	-	-	-	4	-	-	-	-
PA ST JOSEPH COLLEGE	87	9	-	-	-	-	17	39	-	-	-	-
PA ST VINCENT COLLEGE	15	-	-	-	-	-	5	7	-	-	-	-
PA SETON HILL COLLEGE	-	18	-	-	-	-	4	17	2	-	-	-
PA SUSQUEHANNA UNIVERSITY	10	29	-	-	-	-	3	5	-	-	-	-
PA SHARPTON COLLEGE	11	17	-	-	-	-	10	33	10	19	-	-
PA TEMPLE UNIVERSITY	72	165	33	30	4	-	2	4	2	5	-	-
PA THIEL COLLEGE	5	9	-	-	-	-	9	22	2	-	-	-
PA UNIV OF PENNSYLVANIA	92	96	23	36	27	7	-	21	-	-	-	-
PA UNIV PITTSBG ALL CAMPUSES	82	111	8	15	5	3	4	10	-	-	-	-
PA UNIVERSITY OF SCRANTON	58	-	10	7	-	-	4	28	-	-	-	-
PA URSDINUS COLLEGE	9	18	-	-	-	-	4	4	-	-	-	-
PA VILLA MARIA COLLEGE	6	6	-	-	-	-	5	17	-	-	-	-
PA VILLANOVA UNIVERSITY	46	6	10	19	-	-	29	50	3	10	-	-
PA WASHINGTON JEFFERSON COL	30	-	-	-	-	-	2	16	-	-	-	-
PA WAYNESBURG COLLEGE	6	9	2	7	-	-	3	30	12	10	2	1
PA WESTMINSTER COLLEGE	4	16	2	7	-	-	2	14	-	-	-	-
PA WILKES COLLEGE	4	49	-	-	-	-	-	3	-	-	-	-
PA WILSON COLLEGE	-	20	-	-	-	-	-	-	-	-	-	-
RI BARRINGTON COLLEGE	9	9	-	-	-	-	-	-	-	-	-	-
RI BROWN UNIVERSITY	81	39	13	25	7	1	3	5	-	-	-	-
RI MOUNT ST JOSEPH COLLEGE	-	3	-	-	-	-	3	18	-	-	-	-
RI PROVIDENCE COLLEGE	56	-	3	-	-	-	-	12	-	-	-	-
RI RHODE ISLAND COLLEGE	25	54	12	5	-	-	4	7	-	-	-	-
RI SALVE REGINA COLLEGE	-	35	-	-	-	-	-	-	-	-	-	-
RI UNIV RI ALL CAMPUSES	38	97	17	19	-	-	4	14	-	-	-	-
SC ALLEN UNIVERSITY	1	8	-	-	-	-	12	5	-	-	-	-

227

TABLE 4.--BACHELOR'S, MASTER'S, AND DOCTOR'S DEGREES CONFERRED IN INSTITUTIONS OF HIGHER EDUCATION, BY SEX OF STUDENT, FIELD OF STUDY, STATE OR OTHER AREA, AND INSTITUTION: AGGREGATE UNITED STATES, 1968-69--CONTINUED

Table with columns for Bachelor's, Master's, and Doctor's degrees (Men/Women) and rows for various institutions and fields of study. Includes sub-sections for 'English and Literature' and '(Continued)'. The table lists institutions such as Middle Tennessee State University, Southern Methodist University, and others, with corresponding degree counts.

TABLE 4.--BACHELOR'S, MASTER'S, AND DOCTOR'S DEGREES, COMPARED BY INSTITUTIONS OF HIGHER EDUCATION, BY SEX OF STUDENT, FIELD OF STUDY, STATE OR OTHER AREA, AND INSTITUTION: AGGREGATE UNITED STATES, 1968-69 --CONTINUED

FIELD OF STUDY, STATE OR OTHER AREA, AND INSTITUTION	BACHELOR'S DEGREES REQUIRING 4 OR 5 YEARS		MASTER'S DEGREES		DOCTOR'S DEGREES (PH.D., ED.D., ETC.)	
	2	3	4	5	6	7
	MEN	WOMEN	MEN	WOMEN	MEN	WOMEN
ENGLISH AND LITERATURE (CONTINUED)						
VA UNIVERSITY OF RICHMOND	23	20	7	3	-	-
VA UNIV OF VA MARY WASH COL	-	70	-	-	-	-
VA UNIV VIRGINIA MAIN CAMPUS	119	3	50	48	6	3
VA UNIV VA GED MASON COLLEGE	7	20	-	-	-	-
VA VA COMMONWLT UNIV ALL CAM	15	27	-	-	-	-
VA VIRGINIA MILITARY INST	30	-	-	-	-	-
VA VIRGINIA POLY INSTITUTE	29	21	2	5	-	-
VA VIRGINIA SEMINARY E COL	2	-	-	-	-	-
VA VA STATE COL MAIN CAMPUS	14	-	-	2	-	-
VA VA STATE COL NORFOLK DIV	16	-	-	-	-	-
VA VIRGINIA UNION UNIVERSITY	4	7	-	-	-	-
VA WASHINGTON & LEE UNIV	22	-	-	-	-	-
WASH CENTRAL WASHINGTON ST COL	37	83	1	5	-	-
WASH EASTERN WASHINGTON ST COL	16	77	8	1	-	-
WASH FT WRIGHT COL HOLY NAMES	-	13	-	-	-	-
WASH GONZAAGA UNIVERSITY	22	42	8	4	-	-
WASH PACIFIC LUTHERAN UNIV	9	18	-	-	-	-
WASH ST MARTIN'S COLLEGE	8	5	-	-	-	-
WASH SEATTLE PACIFIC COLLEGE	16	53	-	-	-	-
WASH SEATTLE UNIVERSITY	23	72	10	12	-	-
WASH SUIPACTIAN SEM OF THE NW	1	-	-	-	-	-
WASH UNIV OF PURET SOUND	8	13	-	-	-	-
WASH UNIVERSITY OF WASHINGTON	89	259	31	44	19	4
WASH WALLA WALLA COLLEGE	2	4	-	-	-	-
WASH WASHINGTON STATE UNIV	32	70	7	9	-	-
WASH WESTERN WASHINGTON ST COL	28	77	10	8	-	-
WASH WHITMAN COLLEGE	7	19	-	-	-	-
WASH WITWORTH COLLEGE	5	30	-	-	-	-
W VA ALDERSON BROADHUIS COLLEGE	1	6	-	-	-	-
W VA BETHANY COLLEGE	4	10	-	-	-	-
W VA BLUFFFIELD STATE COLLEGE	1	3	-	-	-	-
W VA CONCORD COLLEGE	6	14	-	-	-	-
W VA DAVIS & ELKINS COLLEGE	10	11	-	-	-	-
W VA FAIRMONT STATE COLLEGE	7	26	-	-	-	-
W VA GLENVILLE STATE COLLEGE	3	11	-	-	-	-
W VA MARSHALL UNIV ALL CAMPUS	13	46	1	15	-	-
W VA MORRIS HARVEY COLLEGE	19	58	-	-	-	-
W VA SALEN COLLEGE ALL CAMPUS	9	4	-	-	-	-
W VA SHEPHERD COLLEGE	4	14	-	-	-	-
W VA W LIBERTY ST COL ALL CAM	19	29	-	-	-	-
W VA W VIRGINIA INST OF TECH	6	6	-	-	-	-
W VA WEST VIRGINIA STATE COL	1	9	-	-	-	-
W VA W VA UNIV ALL CAMPUS	16	77	11	6	-	-
W VA W VIRGINIA WESLEYAN COL	5	14	-	-	-	-
W VA WHEELING COLLEGE	8	20	-	-	-	-
WIS ALVERNO COLLEGE	-	40	-	-	-	-
WIS BELMONT COLLEGE	5	24	-	-	-	-
WIS CARROLL COLLEGE	10	11	-	-	-	-
WIS CARROLL COLLEGE	3	11	-	-	-	-
WIS CARHAGE COLLEGE	3	11	-	-	-	-
WIS DOMINICAN COLLEGE RACINE	4	16	-	-	-	-
WIS EDGEWOOD COLLEGE	-	13	-	-	-	-
WIS HOLY FAMILY COLLEGE	-	19	-	-	-	-
ENGLISH AND LITERATURE (CONTINUED)						
WIS LAKELAND COLLEGE	4	10	-	-	-	-
WIS LAWRENCE UNIV MAIN CAMPUS	9	15	-	-	-	-
WIS MARIAN COL OF FOND DU LAC	-	9	-	-	-	-
WIS MARQUETTE U ALL CAMPUS	23	70	20	32	-	-
WIS MILTON COLLEGE	13	3	-	-	-	-
WIS MT MARY COLLEGE	7	23	-	-	-	-
WIS MOUNT ST PAUL COLLEGE	1	-	-	-	-	-
WIS MOUNT SERRAPIO COLLEGE	1	2	-	-	-	-
WIS NORTHLAND COLLEGE	8	5	-	-	-	-
WIS RIPON COLLEGE	1	5	-	-	-	-
WIS ST NORBERT COLLEGE	6	11	-	-	-	-
WIS U OF WIS MADISON	126	227	71	100	43	12
WIS U OF WIS MILWAUKEE	24	57	5	9	-	-
WIS VITERO COLLEGE	-	10	-	-	-	-
WIS WIS STATE UNIV EAU CLAIRE	11	53	5	5	-	-
WIS WIS STATE UNIV LA CROSSE	17	32	5	4	-	-
WIS WIS STATE UNIV OSHKOSH	35	60	1	-	-	-
WIS WIS ST U PLATYV MAIN CAM	15	29	1	3	-	-
WIS WIS STATE UNIV RIVER FALLS	17	23	4	-	-	-
WIS WIS STATE UNIV STEVENS PNT	16	31	2	1	-	-
WIS WIS STATE UNIV SUPERIOR	15	20	3	4	-	-
WIS WIS STATE UNIV WHT TEHATER	1	28	1	1	-	-
WYO UNIVERSITY OF WYCHING	20	37	7	6	-	-
U.S. U S NAVAL ACADEMY	2	-	-	-	-	-
GUAM COLLEGE OF GUAM	2	5	-	-	-	-
P R CATHOLIC UNIV OF P R	7	4	-	-	-	-
P R COL OF THE SACRED HEART	-	2	-	-	-	-
P R INTER AMER U PR ALL CAM	4	13	-	-	-	-
P R U PUERTO RICO ALL CAMPUS	7	36	1	2	-	-
JOURNALISM	3,003	2,194	553	232	20	2
ALA AUBURN UNIV	8	4	-	-	-	-
ALA SANFORD UNIVERSITY	2	5	-	-	-	-
ALA UNIV ALABAMA MAIN CAMPUS	6	17	7	4	-	-
ALAS U OF ALAS ALL CAMPUS	1	7	-	-	-	-
ARIZ ARIZONA STATE UNIVERSITY	12	7	-	-	-	-
ARIZ NORTHERN ARIZONA UNIV	5	3	-	-	-	-
ARIZ UNIVERSITY OF ARIZONA	9	8	-	-	-	-
ARK ARK ST UNIV ALL CAMPUS	7	3	-	-	-	-
ARK HARDING COL MAIN CAMPUS	2	2	-	-	-	-
ARK LITTLE ROCK UNIVERSITY	-	2	-	-	-	-
ARK QUACHITA BAPTIST UNIV	-	3	-	-	-	-
ARK STATE COLLEGE OF ARK	1	1	-	-	-	-
ARK UNIV ARK MAIN CAMPUS	3	11	-	-	-	-
CAL CALIF STATE COL FULLERTON	30	7	1	-	-	-
CAL CALIF STATE COL LONG BCH	10	8	-	-	-	-
CAL CALIF STATE COL LOS ANGLS	22	10	-	-	-	-
CAL CAL STATE POLY SN LUTS OB	4	4	-	-	-	-
CAL CHICO STATE COLLEGE	4	3	-	-	-	-
CAL FRESNO ST COL MAIN CAMPUS	14	12	-	-	-	-
CAL HUMBOLDT STATE COLLEGE	4	-	-	-	-	-
CAL SACRAMENTO STATE COLLEGE	8	4	-	-	-	-
CAL SAN DIEGO ST COL MAIN CAM	20	17	-	-	-	-
CAL SAN FERNANDO VLY ST COL	28	13	-	-	-	-



TABLE 4.—BACHELOR'S, MASTER'S, AND DOCTOR'S DEGREES CONFERRED IN INSTITUTIONS OF HIGHER EDUCATION, BY SEX OF STUDENT, FIELD OF STUDY, STATE OR OTHER AREA, AND INSTITUTION: AGGREGATE UNITED STATES, 1968-69 —CONTINUED

FIELD OF STUDY, STATE OR OTHER AREA, AND INSTITUTION	BACHELOR'S DEGREES REQUIRING 4 OR 5 YEARS				MASTER'S DEGREES				DOCTOR'S DEGREES (PH.D., ED.D., ETC.)			
	MEN		WOMEN		MEN		WOMEN		MEN		WOMEN	
	2	3	4	5	6	7	8	9	10	11	12	13
(CONTINUED)												
JOURNALISM												
CAL SAN FRANCISCO STATE COL	8	10	—	—	—	—	—	—	—	—	—	—
CAL SAN JOSE STATE COLLEGE	82	30	—	—	—	—	—	—	—	—	—	—
CAL PACIFIC UNION COLLEGE	1	1	—	—	—	—	—	—	—	—	—	—
CAL PEPPERDINE COLLEGE	4	2	—	—	—	—	—	—	—	—	—	—
CAL STANFORD UNIVERSITY	21	13	22	9	6	—	—	—	—	—	—	—
CAL U OF CAL BERKELEY	3	5	8	8	—	—	—	—	—	—	—	—
CAL U OF CAL LOS ANGELES	—	—	17	9	—	—	—	—	—	—	—	—
CAL UNIV OF STHRN CALIFORNIA	7	15	2	—	—	—	—	—	—	—	—	—
CAL WOODBURY COLLEGE	3	3	—	—	—	—	—	—	—	—	—	—
COLO COLORADO STATE UNIVERSITY	8	4	—	—	—	—	—	—	—	—	—	—
COLO UNIV COLO ALL CAMPUSES	30	24	8	3	—	—	—	—	—	—	—	—
CONN UNIVERSITY OF BRIDGEPORT	4	5	—	—	—	—	—	—	—	—	—	—
D C AMERICAN UNIVERSITY	8	12	3	3	—	—	—	—	—	—	—	—
D C GEORGE WASHINGTON UNIV	6	9	—	—	—	—	—	—	—	—	—	—
FLA FLORIDA SOUTHERN COLLEGE	7	4	—	—	—	—	—	—	—	—	—	—
FLA UNIVERSITY OF FLORIDA	195	98	14	3	—	—	—	—	—	—	—	—
FLA UNIV OF SOUTH FLORIDA	—	11	—	—	—	—	—	—	—	—	—	—
GA GEORGIA STATE COLLEGE	8	14	—	—	—	—	—	—	—	—	—	—
GA UNIVERSITY OF GEORGIA	134	119	13	2	—	—	—	—	—	—	—	—
HAWAII UNIV HAWAII MAIN CAMPUS	4	3	—	—	—	—	—	—	—	—	—	—
IDA IDAHO STATE UNIVERSITY	5	3	—	—	—	—	—	—	—	—	—	—
IDA UNIVERSITY OF IDAHO	1	3	—	—	—	—	—	—	—	—	—	—
ILL AUGUSTANA COLLEGE	—	1	—	—	—	—	—	—	—	—	—	—
ILL BRADLEY UNIVERSITY	9	8	—	—	—	—	—	—	—	—	—	—
ILL COLUMBIA COLLEGE	4	1	—	—	—	—	—	—	—	—	—	—
ILL ILLINOIS STATE UNIVERSITY	22	21	—	—	—	—	—	—	—	—	—	—
ILL NORTHERN ILLINOIS UNIV	4	—	—	—	—	—	—	—	—	—	—	—
ILL NORTHWESTERN UNIVERSITY	44	53	68	25	1	—	—	—	—	—	—	—
ILL SOUTHERN ILL U MAIN CAMPUS	50	20	2	—	—	—	—	—	—	—	—	—
ILL STHRN ILL U EDWARDSVILLE CAMPUS	2	1	—	—	—	—	—	—	—	—	—	—
ILL UNIV OF ILL IRRANA CAMPUS	—	—	8	6	—	—	—	—	—	—	—	—
IND BALL STATE UNIVERSITY	10	12	4	2	—	—	—	—	—	—	—	—
IND BUTLER UNIVERSITY	1	4	—	—	—	—	—	—	—	—	—	—
IND FRANKLIN COL OF INDIANA	4	3	—	—	—	—	—	—	—	—	—	—
IND INDIANA STATE UNIVERSITY	1	2	—	—	—	—	—	—	—	—	—	—
IND INDIANA UNIV ALL CAMPUSES	7	22	5	1	—	—	—	—	—	—	—	—
IND PURDUE UNIV MAIN CAMPUS	4	9	—	—	—	—	—	—	—	—	—	—
IND PURDUE U INDPLS REG CAMPUS	—	1	—	—	—	—	—	—	—	—	—	—
IND ST JOSEPH COL MAIN CAMPUS	1	—	—	—	—	—	—	—	—	—	—	—
IND ST MARYS COLLEGE	2	2	—	—	—	—	—	—	—	—	—	—
IND ST MARY OF THE WOODS COL	6	6	—	—	—	—	—	—	—	—	—	—
IND UNIV OF EVANSVILLE	2	1	—	—	—	—	—	—	—	—	—	—
IND UNIVERSITY OF NOTRE DAME	91	—	8	15	—	—	—	—	—	—	—	—
IOWA DRAKE UNIVERSITY	63	17	—	—	—	—	—	—	—	—	—	—
IOWA INWA ST U OF SCI & TECH	25	25	10	—	—	—	—	—	—	—	—	—
IOWA UNIVERSITY OF IOWA	28	28	24	6	4	1	—	—	—	—	—	—
KANS BAKER UNIVERSITY	3	1	—	—	—	—	—	—	—	—	—	—
KANS KANS ST COL OF PITTSBURG	1	—	—	—	—	—	—	—	—	—	—	—
KANS KANSAS ST U AG & APP SCI	27	18	10	1	—	—	—	—	—	—	—	—
KANS UNIVERSITY OF KANSAS	92	42	9	4	—	—	—	—	—	—	—	—
KANS MICHITA STATE UNIVERSITY	10	1	—	—	—	—	—	—	—	—	—	—
KY MURRAY STATE UNIVERSITY	15	12	—	—	—	—	—	—	—	—	—	—
KY UNIV KY MAIN CAMPUS	—	—	—	—	—	—	—	—	—	—	—	—
KY WESTERN KENTUCKY UNIVERSITY	9	6	—	—	—	—	—	—	—	—	—	—

(CONTINUED)

BACHELOR'S DEGREES REQUIRING 4 OR 5 YEARS

MASTER'S DEGREES

DOCTOR'S DEGREES (PH.D., ED.D., ETC.)

FIELD OF STUDY, STATE OR OTHER AREA, AND INSTITUTION

JOURNALISM

LA LOUISIANA POLY INSTITUTE
LA ST U BATON ROUGE
LA LIPOLA UNIVERSITY
LA NTHST LOUISIANA ST COL
LA NTHSTRN ST COL LOUISIANA
LA UNIV STRHSTRN LOUISIANA
ME UNIV MAINE ALL CAMPUSES
MD UNIV MD MAIN CAMPUS
MASS BOSTON UNIVERSITY
MASS SIMMONS COLLEGE
MASS SUFFOLK UNIV ALL CAMPUSES
MASS UNIV MASS AMHERST CAMPUS
MICH CENTRAL MICHIGAN UNIV
MICH MARYGROVE COLLEGE
MICH MICH ST UNIV ALL CAMPUSES
MICH UNIVERSITY OF DETROIT
MICH UNIVERSITY OF MICHIGAN
MICH WAYNE STATE UNIVERSITY
MINN COLLEGE OF ST THOMAS
MINN WOODHEAD STATE COLLEGE
MINN ST CLOUD STATE COLLEGE
MINN U OF MINN MNPLS ST PAUL
MISS MISS STATE COL FOR WOMEN
MISS UNIV MISS MAIN CAMPUS
MISS UNIV OF STHRN MISSISSIPPI
MO LINCOLN UNIVERSITY
MO NORTHWEST MISSOURI ST COL
MO UNIV MISSOURI AT COLUMBIA
MONT UNIVERSITY OF MONTANA
NEBR CO EIGHTON UNIVERSITY
NEBR HASTINGS COLLEGE
NEBR KEARNEY STATE COLLEGE
NEBR MIDLAND LUTHERAN COLLEGE
NEBR UNIV NEBRASKA MAIN CAMPUS
NEBR UNIV NEBRASKA AT OMAHA
NEV UNIVERSITY OF NEVADA
NH FRANKLIN COLLEGE
NH RIDGER COLLEGE
NJ RUTGERS THE ST U ALL CAM
NM EASTERN NEW MEX U ALL CAM
NM NEW MEXICO HIGHLANDS UNIV
NM NEW MEX ST U ALL CAMPUSES
NM UNIVERSITY OF NEW MEXICO
NY CUNY CITY COLLEGE
NY COLUMBIA UNIV MAIN DIV
NY DOMINICAN COL OF BLAUVELT
NY FRIEDMAN UNIVERSITY
NY GOOD WILLS COLLEGE
NY HOFSTRA UNIVERSITY
NY LG IS U UNIV CENTER
NY NEW YORK UNIVERSITY
NY PENNSYLVANIA POLY MAIN CAM
NY ST BONAVENTURE UNIVERSITY
NY SYRACUSE U MAIN CAMPUS

MEN 2 3 4 5 6 7

WOMEN 2 3 4 5 6 7

MEN 2 3 4 5 6 7

WOMEN 2 3 4 5 6 7

MEN 2 3 4 5 6 7

WOMEN 2 3 4 5 6 7

MEN 2 3 4 5 6 7

WOMEN 2 3 4 5 6 7

MEN 2 3 4 5 6 7

WOMEN 2 3 4 5 6 7

MEN 2 3 4 5 6 7

WOMEN 2 3 4 5 6 7

TABLE 4.--BACHELORS, MASTERS, AND DOCTOR'S DEGREES CONFERRED IN INSTITUTIONS OF HIGHER EDUCATION, BY SEX AND FIELD OF STUDY, STATE OR OTHER AREA, AND INSTITUTION: AGGREGATE UNITED STATES, 1968-69--CONTINUED

FIELD OF STUDY, STATE OR OTHER AREA, AND INSTITUTION	BACHELOR'S DEGREES REQUIRING 4 OR 5 YEARS		MASTER'S DEGREES		DOCTOR'S DEGREES (PH.D., ED.D., ETC.)		BACHELOR'S DEGREES REQUIRING 4 OR 5 YEARS		MASTER'S DEGREES		DOCTOR'S DEGREES (PH.D., ED.D., ETC.)		
	Men	Women	Men	Women	Men	Women	Men	Women	Men	Women	Men	Women	
	1	2	3	4	5	6	7	1	2	3	4	5	6
(CONTINUED)													
FINE AND APPLIED ARTS, TOTAL													
ARK COLLEGE OF THE DZARKS	3	4	-	-	-	-	-	12	24	13	5	-	-
ARK HARDING COL MAIN CAMPUS	4	7	-	-	-	-	-	-	-	19	15	-	-
ARK HENDERSON STATE COLLEGE	16	14	-	-	-	-	3	5	-	-	-	-	-
ARK HENDRIX COLLEGE	2	7	-	-	-	-	-	-	-	-	-	-	-
ARK JOHN BROWN UNIVERSITY	-	6	-	-	-	-	-	6	4	-	-	-	-
ARK LITTLE ROCK UNIVERSITY	6	3	-	-	-	-	-	4	5	-	-	-	-
ARK NIMACHITA BAPTIST UNIV	5	9	1	1	-	-	4	11	1	1	2	-	-
ARK PHILANDER SMITH COLLEGE	1	2	-	-	-	-	8	10	1	1	2	-	-
ARK SOUTHERN STATE COLLEGE	-	2	-	-	-	-	-	-	-	-	-	-	-
ARK UNIV ARK MAIN CAMPUS	21	53	17	10	-	-	1	1	-	-	-	-	-
CAL ART CENTER COL OF DESIGN	127	27	4	-	-	-	51	28	12	3	3	-	-
CAL AZUSA PACIFIC COLLEGE	5	10	-	-	-	-	20	2	-	-	-	-	-
CAL BETHANY BIBLE COLLEGE	1	4	-	-	-	-	9	7	-	-	-	-	-
CAL BIODA COLLEGE	1	3	-	-	-	-	-	-	-	-	-	-	-
CAL BROOKS INST PHOTOGRAPHY	19	-	-	-	-	-	12	39	14	19	5	-	-
CAL CALIFORNIA BAPTIST COL	2	1	-	-	-	-	-	-	-	-	-	-	-
CAL CALIF COL OF ARTS & CRAFT	64	53	19	8	-	-	6	10	-	-	-	-	-
CAL CALIF INST OF THE ARTS	44	36	-	-	-	-	70	244	48	47	1	-	-
CAL CALIFORNIA LUTHERAN COL	8	9	-	-	-	-	19	71	14	8	-	-	-
CAL CALIF STATE COL FULLERTON	59	96	19	19	-	-	13	51	79	65	5	-	-
CAL CALIFORNIA ST COL MAYHARD	51	61	3	1	-	-	10	25	-	-	-	-	-
CAL CALIF STATE COL LONG BCH	160	170	34	17	-	-	46	91	21	11	-	-	-
CAL CALIF STATE COL LOS ANGLS	88	144	41	21	-	-	-	-	-	-	-	-	-
CAL CAL ST COL SAN BERNARDINO	3	3	-	-	-	-	-	-	-	-	-	-	-
CAL CHICO STATE COLLEGE	33	66	4	6	-	-	-	-	-	-	-	-	-
CAL FRESNO ST COL MAIN CAMPUS	60	123	18	3	-	-	6	13	5	5	-	-	-
CAL HUMBOLDT STATE COLLEGE	30	79	14	2	-	-	22	10	12	15	-	-	-
CAL SACRAMENTO STATE COLLEGE	74	97	18	14	-	-	-	-	-	-	-	-	-
CAL SAN DIEGO ST COL MAIN CAM	122	138	25	16	-	-	-	-	-	-	-	-	-
CAL SAN FERNANDO VLY ST COL	90	114	13	21	-	-	-	-	-	-	-	-	-
CAL SAN FRANCISCO STATE COL	198	192	68	41	-	-	2	4	-	-	-	-	-
CAL SAN JOSE STATE COLLEGE	190	245	47	13	-	-	52	64	39	34	16	3	-
CAL SONOMA STATE COLLEGE	11	13	-	-	-	-	2	2	-	-	-	-	-
CAL STANISLAUS STATE COLLEGE	15	19	-	-	-	-	10	17	-	1	-	-	-
CAL CHAPMAN COLLEGE	7	13	-	-	-	-	-	-	-	-	-	-	-
CAL CLAREMONT WFNMS COLLEGE	1	-	-	-	-	-	31	55	-	-	-	-	-
CAL CLAREMONT UNIV CENTER	-	-	-	-	-	-	15	3	-	-	-	-	-
CAL PITZER COLLEGE	-	10	-	-	-	-	4	19	2	1	-	-	-
CAL POMONA COLLEGE	11	10	-	-	-	-	54	62	28	15	4	1	-
CAL SCRIPPS COLLEGE	-	28	-	-	-	-	31	67	1	1	-	-	-
CAL COL OF THE HOLY NAMES	-	14	1	2	-	-	3	2	-	-	-	-	-
CAL COLLEGE OF NOTRE DAME	-	8	-	-	-	-	-	-	-	-	-	-	-
CAL DOMINICAN COL SAN RAFAEL	-	17	-	-	-	-	21	40	-	-	-	-	-
CAL GOLDEN GATE BAPT THEOL SEM	2	2	1	1	-	-	-	99	-	-	-	-	-
CAL IMMACULATE HEART COLLEGE	4	36	-	-	-	-	43	144	48	21	2	1	-
CAL LA VERNE COLLEGE	2	8	-	-	-	-	20	63	27	29	9	2	-
CAL LOMA LINDA U ALL CAMPUSES	9	8	-	-	-	-	8	5	1	1	-	-	-
CAL L A BAPT COL & THEOL SEM	1	1	-	-	-	-	-	4	-	-	-	-	-
CAL LOYOLA UNIV OF LOS ANG	8	1	9	2	-	-	-	-	-	-	-	-	-
CAL MARYMOUNT COLLEGE	-	11	-	-	-	-	-	-	-	-	-	-	-
CAL MILLS COLLEGE	-	35	2	11	-	-	-	45	-	2	-	-	-
CAL MOUNT ST MARYS COLLEGE	1	23	1	-	-	-	12	1	-	-	-	-	-
CAL MOUNT ST MARYS COLLEGE	-	1	-	-	-	-	25	8	-	-	-	-	-
CAL MOUNT ST MARYS COLLEGE	-	1	-	-	-	-	14	34	10	9	-	-	-

TABLE 4. -- BACHELOR'S, MASTER'S, AND DOCTOR'S DEGREES CONFERRED IN THE FIELDS OF HIGHER EDUCATION, BY SEX OF STUDENT, FIELD OF STUDY, STATE OR OTHER AREA, AND INSTITUTION: AGGREGATE UNITED STATES, 1968-69 --CONTINUED

FIELD OF STUDY, STATE OR OTHER AREA, AND INSTITUTION	BACHELOR'S DEGREES REQUIRING 4 OR 5 YEARS		MASTER'S DEGREES		DOCTOR'S DEGREES (PH.D., ED.D., ETC.)		BACHELOR'S DEGREES REQUIRING 4 OR 5 YEARS		MASTER'S DEGREES		DOCTOR'S DEGREES (PH.D., ED.D., ETC.)				
	1	2	3	4	5	6	7	1	2	3	4	5	6	7	
	MEN		WOMEN		MEN		WOMEN		MEN		WOMEN		MEN		WOMEN
(CONTINUED)															
FINE AND APPLIED ARTS, TOTAL															
CONN UNIVERSITY OF HARTFORD	49	19	6	4	1	1	1	1	1	1	1	1	1	1	1
CONN WESLEYAN UNIVERSITY	19	3	4	4	1	1	1	1	1	1	1	1	1	1	1
CONN WESTERN CONN ST COLLEGE	1	3	106	48	13	4	4	4	4	4	4	4	4	4	4
CONN YALE UNIVERSITY	15	23	5	5	9	4	4	4	4	4	4	4	4	4	4
DEL UNIVERSITY OF DELAWARE	13	54	6	6	4	2	2	2	2	2	2	2	2	2	2
D C AMERICAN UNIVERSITY	11	32	2	2	6	2	2	2	2	2	2	2	2	2	2
D C CATHOLIC UNIV OF AMERICA	4	4	4	4	4	4	4	4	4	4	4	4	4	4	4
D C DONNARDON COTL HOLY CROSS	2	6	2	2	2	2	2	2	2	2	2	2	2	2	2
D C GALLAUDET COLLEGE	2	2	2	2	2	2	2	2	2	2	2	2	2	2	2
D C GEORGETOWN UNIVERSITY	2	2	2	2	2	2	2	2	2	2	2	2	2	2	2
D C GEORGE WASHINGTON UNIV	8	100	5	25	25	25	25	25	25	25	25	25	25	25	25
D C HOWARD UNIVERSITY	11	34	1	1	1	1	1	1	1	1	1	1	1	1	1
D C TRINITY COLLEGE	1	17	1	1	1	1	1	1	1	1	1	1	1	1	1
D C BARRY COLLEGE	3	4	3	4	4	4	4	4	4	4	4	4	4	4	4
FLA FLORIDA PRESBYTERIAN COL	7	7	7	7	7	7	7	7	7	7	7	7	7	7	7
FLA FLORIDA SOUTHERN COLLEGE	8	8	8	8	8	8	8	8	8	8	8	8	8	8	8
FLA JACKSONVILLE UNIVERSITY	1	1	1	1	1	1	1	1	1	1	1	1	1	1	1
FLA NEW COLLEGE	1	1	1	1	1	1	1	1	1	1	1	1	1	1	1
FLA ROLLINS COL ALL CAMPUSES	10	10	10	10	10	10	10	10	10	10	10	10	10	10	10
FLA ST LEO COLLEGE	2	2	2	2	2	2	2	2	2	2	2	2	2	2	2
FLA FLORIDA A & M UNIVERSITY	2	3	2	3	3	3	3	3	3	3	3	3	3	3	3
FLA FLORIDA ATLANTIC UNIV	24	23	24	23	23	23	23	23	23	23	23	23	23	23	23
FLA FLORIDA STATE UNIVERSITY	52	75	35	27	11	1	1	1	1	1	1	1	1	1	1
FLA UNIVERSITY OF FLORIDA	49	49	3	8	8	8	8	8	8	8	8	8	8	8	8
FLA UNIV OF SOUTH FLORIDA	44	38	10	7	7	7	7	7	7	7	7	7	7	7	7
FLA UNIV OF WEST FLORIDA	12	26	12	16	16	16	16	16	16	16	16	16	16	16	16
FLA STEYTON UNIVERSITY	11	10	11	10	10	10	10	10	10	10	10	10	10	10	10
FLA UNIVERSITY OF MIAMI	80	88	7	7	7	7	7	7	7	7	7	7	7	7	7
FLA UNIVERSITY OF TAMPA	5	4	5	4	4	4	4	4	4	4	4	4	4	4	4
GA AGNES SCOTT COLLEGE	1	17	1	1	1	1	1	1	1	1	1	1	1	1	1
GA ALBANY STATE COLLEGE	1	2	1	2	2	2	2	2	2	2	2	2	2	2	2
GA ATLANTA SCHOOL OF ART INC	13	8	13	8	8	8	8	8	8	8	8	8	8	8	8
GA AUGUSTA COLLEGE	3	3	3	3	3	3	3	3	3	3	3	3	3	3	3
GA PERRY COLLEGE	2	2	2	2	2	2	2	2	2	2	2	2	2	2	2
GA CLARK COLLEGE	1	2	1	2	2	2	2	2	2	2	2	2	2	2	2
GA COVENANT COLLEGE	2	2	2	2	2	2	2	2	2	2	2	2	2	2	2
GA EMORY UNIV ALL CAMPUSES	1	6	1	6	6	6	6	6	6	6	6	6	6	6	6
GA GEORGIA COLLEGE	5	5	5	5	5	5	5	5	5	5	5	5	5	5	5
GA GEORGIA SOUTHERN COLLEGE	4	4	4	4	4	4	4	4	4	4	4	4	4	4	4
GA GEORGIA SOUTHWESTERN COL	1	1	1	1	1	1	1	1	1	1	1	1	1	1	1
GA GEORGIA STATE COLLEGE	4	18	4	4	4	4	4	4	4	4	4	4	4	4	4
GA LA GRANGE COLLEGE	5	4	5	4	4	4	4	4	4	4	4	4	4	4	4
GA MERCER UNIV ALL CAMPUSES	8	6	8	6	6	6	6	6	6	6	6	6	6	6	6
GA MOREHOUSE COLLEGE	2	2	2	2	2	2	2	2	2	2	2	2	2	2	2
GA MORRIS BROWN COLLEGE	1	1	1	1	1	1	1	1	1	1	1	1	1	1	1
GA SHORTER COLLEGE	5	4	5	4	4	4	4	4	4	4	4	4	4	4	4
GA SPELMAN COLLEGE	12	12	12	12	12	12	12	12	12	12	12	12	12	12	12
GA TIFT COLLEGE	2	2	2	2	2	2	2	2	2	2	2	2	2	2	2
GA TORCOSA FALLS INSTITUTE	3	3	3	3	3	3	3	3	3	3	3	3	3	3	3
GA UNIVERSITY OF GEORGIA	28	72	31	9	9	9	9	9	9	9	9	9	9	9	9
GA VALDOSIA STATE COLLEGE	2	8	2	8	8	8	8	8	8	8	8	8	8	8	8
GA WESLEYAN COLLEGE	2	14	2	14	14	14	14	14	14	14	14	14	14	14	14



TABLE 4.--BACHELOR'S, MASTER'S, AND DOCTOR'S DEGREES CONFERRED IN INSTITUTIONS OF HIGHER EDUCATION BY SEX OF STUDENT, FIELD OF STUDY, STATE OR OTHER AREA, AND INSTITUTIONS AGGREGATE UNITED STATES, 1968-69 --CONTINUED

FIELD OF STUDY, STATE OR OTHER AREA, AND INSTITUTION	BACHELOR'S DEGREES REQUIRING 4 OR 5 YEARS		MASTER'S DEGREES		DOCTOR'S DEGREES (PH.D., ED.D., ETC.)		BACHELOR'S DEGREES REQUIRING 4 OR 5 YEARS		MASTER'S DEGREES		DOCTOR'S DEGREES (PH.D., ED.D., ETC.)			
	1	2	3	4	5	6	7	1	2	3	4	5	6	7
	MEN	WOMEN	MEN	WOMEN	MEN	WOMEN	MEN	MEN	WOMEN	MEN	WOMEN	MEN	WOMEN	MEN
FINE AND APPLIED ARTS, TOTAL (CONTINUED)														
ILL SCH OF ART EAST OF CHGO	34		34	20	9			1	5					
ILL SHERWOOD MUSIC SCHOOL	3		3	2				7						
ILL SOUTHERN ILL U MAIN CAMPUS	174		75	41	26		23	20	23					
ILL STHRN ILL U EDWARDSVIL CAM	15		10											
ILL TRINITY COLLEGE		1												
ILL UNIVERSITY OF CHICAGO	8	12	20	9	20			5	8					
ILL UNIV OF ILL URBANA CAMPUS	67	120	87	73	73			3	4					
ILL UNIV ILL CHICAGO CIRCLE	50	59						1	1					
ILL WESTERN ILLINOIS UNIV	21	16	7	5				6	1					
ILL WHEATON COLLEGE	9	13						1						
IND ANDERSON COLLEGE	7	3						11						
IND BALL STATE UNIVERSITY	29	32	2	2				1	3					
IND BUTLER UNIVERSITY	15	32	7	3				56	85		65		27	
IND COMMODIA SENIOR COLLEGE	3							45	17				7	
IND DEPAUL UNIVERSITY	18	18	1					3	5					
IND EARLHAM COL ALL CAMPUSES	2	9						6	3					
IND FORT WAYNE ART INST	1							7	4					
IND FORT WAYNE RIBLE COLLEGE	1	3						14	12					
IND FRANKLIN COL OF INDIANA	5	3						3	4					
IND GOSHEN COL & BIBLICAL SEM	1	2						3	4					
IND GRACI THEOL SEM & COL	1							3	4					
IND HANOVER COLLEGE	6	5						1						
IND HUNTINGTON COLLEGE	1							6	9					
IND INDIANA CENTRAL COLLEGE	2							3	3					
IND INDIANA STATE UNIVERSITY	64	35	12	12				17	13		15		11	
IND INDIANA UNIV ALL CAMPUSES	125	155	139	103	103	30	2	26	25	5	5	8	5	
IND MANCHESTER COLLEGE	4	9						15	31	9	9		8	
IND MARIAN COL INDIANAPOLIS	1	7						1	2					
IND MARION COLLEGE MARION	1	1						1	10					
IND PURDUE UNIV MAIN CAMPUS	20	42	11	18				1	1					
IND PURDUE UNIV CALUMET CAMPUS	1							10						
IND PURDUE UNIV FT WAYNE	2							5	7					
IND ST FRANCIS COLLEGE	1	2						2	3					
IND ST JOSEPH COL MAIN CAMPUS	13	7						2						
IND ST JOE COL CALUMET CAMPUS	4							3						
IND ST MARYS COLLEGE	21							7	7					
IND ST MARY OF THE HOLMS COL	10							1	1					
IND TAYLOR UNIVERSITY	8	9						2	2					
IND UNIV OF EVANSVILLE	6	5						1	2					
IND UNIVERSITY OF NOTRE DAME	19		14	14				49	72	19	23		3	1
IND VALPARAISO UNIVERSITY	15	20						4	11					
IND WARREN COLLEGE	4							17	23		8		6	
IOWA ARKANSAS COLLEGE	1	2						3	6					
IOWA BUENA VISTA COLLEGE	1	2						3	3					
IOWA CENTRAL UNIV OF IOWA	1	1						4	6					
IOWA CLARKE COLLEGE		44						2	4					
IOWA COLLEGE	2	9						11	17					
IOWA CORNELL COLLEGE	4	14						8	19					
IOWA DRAKE UNIVERSITY	31	36	7	4				2	5					
IOWA GRACELAND COLLEGE	2							1	1					
IOWA GRINNELL COLLEGE	6	13						6	15		3		1	
IOWA STATE UNIV OF SCI & TECH	27	65	1	3				22	15		15		2	3

TABLE 4.--BACHELOR'S, MASTER'S, AND DOCTOR'S DEGREES CONFERRED IN INSTITUTIONS OF HIGHER EDUCATION, BY SEX OF STUDENT, FIELD OF STUDY, STATE OR OTHER AREA, AND INSTITUTION: AGGREGATE UNITED STATES, 1986-87 --CONTINUED

FIELD OF STUDY, AREA, STATE OR OTHER AREA, AND INSTITUTION	BACHELOR'S DEGREES REQUIRING 4 OR 5 YEARS		MASTER'S DEGREES		DOCTOR'S DEGREES (PH.D., ED.D., ETC.)		BACHELOR'S DEGREES REQUIRING 4 OR 5 YEARS		MASTER'S DEGREES		DOCTOR'S DEGREES (PH.D., ED.D., ETC.)			
	1	2	3	4	5	6	7	1	2	3	4	5	6	7
	MEN	WOMEN	MEN	WOMEN	MEN	WOMEN	MEN	MEN	WOMEN	MEN	WOMEN	MEN	WOMEN	MEN
(CONTINUED)														
FINE AND APPLIED ARTS, TOTAL														
KY THOMAS MORE COLLEGE	3	7	-	-	-	-	-	4	9	-	-	-	-	-
KY TRANSYLVANIA COLLEGE	6	7	-	-	-	-	11	1	-	-	-	-	-	-
KY UNION COLLEGE	2	2	-	-	-	-	-	-	-	-	-	-	-	-
KY UNIV KY MAIN CAMPUS	29	32	10	7	-	-	34	40	17	10	-	-	-	-
KY UNIV KY LOUISVILLE	13	17	4	4	-	-	21	14	16	9	15	3	-	-
KY WSTN KENTUCKY UNIVERSITY	6	2	1	-	-	-	35	57	-	2	-	-	-	-
LA CENTINARY COLLEGE	8	12	-	-	-	-	15	28	27	28	-	-	-	-
LA GILLARD UNIVERSITY	1	1	-	-	-	-	13	5	-	-	-	-	-	-
LA FRANCIS T NICHOLLS ST COL	1	3	-	-	-	-	13	5	-	-	-	-	-	-
LA GRAPPLING COLLEGE	5	19	-	-	-	-	29	32	12	8	-	-	-	-
LA LOUISIANA COLLEGE	9	5	-	-	-	-	-	-	-	-	-	-	-	-
LA LOUISIANA POLY INSTITUTE	18	21	5	5	-	-	-	-	-	-	-	-	-	-
LA LA ST U BAYON ROUGE	23	39	21	17	1	1	20	20	2	1	-	-	-	-
LA LA ST U NEW ORLEANS	9	4	1	3	-	-	8	8	3	-	-	-	-	-
LA LOYOLA UNIVERSITY	7	4	1	3	-	-	20	17	2	1	-	-	-	-
LA MCFARSE STATE COLLEGE	5	11	-	-	-	-	12	7	-	-	-	-	-	-
LA NEW ORLEANS RAPT THEO SEM	1	1	-	-	-	-	65	8	3	-	-	-	-	-
LA NHE ST LOUISIANA ST COL	10	19	6	5	-	-	30	3	3	-	-	-	-	-
LA NTHSTRN ST COL LOUISIANA	8	13	2	1	-	-	12	7	-	-	-	-	-	-
LA ST MARYS DOMINICAN COL	4	18	-	-	-	-	14	17	5	14	-	-	-	-
LA STHESTRN LOUISIANA COL	7	22	-	-	-	-	26	53	16	16	-	-	-	-
LA SOUTHERN UNIV & A & H COL	6	39	11	7	3	1	24	66	-	-	-	-	-	-
LA TULANE UNIV OF LOUISIANA	30	25	-	-	-	-	4	4	-	-	-	-	-	-
LA UNIV STRNSTRN LOUISIANA	7	6	-	-	-	-	4	3	-	-	-	-	-	-
LA XAVIER UNIVERSITY OF LA	1	3	-	-	-	-	6	18	-	-	-	-	-	-
ME BATES COLLEGE	10	9	-	-	-	-	9	4	4	11	-	-	-	-
ME BOWDOLN COLLEGE	9	9	-	-	-	-	1	3	-	-	-	-	-	-
ME COLBY COLLEGE	3	4	-	-	-	-	15	20	-	-	-	-	-	-
ME UNIV MAINE ALL CAMPUSES	9	20	1	-	-	-	3	2	-	-	-	-	-	-
MD COL OF NOTRE DAME OF MD	-	20	-	-	-	-	5	1	32	13	-	-	-	-
MD COLUMBIA UNION COLLEGE	4	1	-	-	-	-	1	1	-	-	-	-	-	-
MD FROSTBURG STATE COLLEGE	4	4	-	-	-	-	8	1	-	-	-	-	-	-
MD GOUCHER COLLEGE	-	25	-	-	-	-	47	29	12	2	-	-	-	-
MD HOOO COLLEGE	-	25	-	-	-	-	7	13	-	-	-	-	-	-
MD JOHN HOPKINS U ALL CAM	-	2	-	-	-	-	10	20	-	-	-	-	-	-
MD LOYOLA COLLEGE	88	41	16	3	-	-	7	5	-	-	-	-	-	-
MD MARYLAND INST COL OF ART	3	4	-	-	-	-	7	13	-	-	-	-	-	-
MD MORGAN STATE COLLEGE	23	13	10	9	2	-	7	5	-	-	-	-	-	-
MD PEAROY CONS OF MUSIC	8	16	-	-	-	-	3	3	-	-	-	-	-	-
MD TOWSON STATE COLLEGE	36	85	22	14	-	-	2	7	-	-	-	-	-	-
MD UNIV MD MAIN CAMPUS	1	2	-	-	-	-	303	365	109	65	44	5	-	-
MD WASHINGTON COLLEGE	2	7	-	-	-	-	14	2	-	-	-	-	-	-
MD WESTERN MARYLAND COLLEGE	16	-	-	-	-	-	7	5	-	-	-	-	-	-
MASS AMHERST COLLEGE	-	20	-	-	-	-	2	4	-	-	-	-	-	-
MASS ANNA MARIA COL FOR WOMEN	-	-	-	-	-	-	4	-	-	-	-	-	-	-
MASS ASSUMPTION COLLEGE	1	2	-	-	-	-	1	18	-	-	-	-	-	-
MASS ATLANTIC UNION COLLEGE	6	11	-	-	-	-	1	4	-	-	-	-	-	-
MASS BOSTON COLLEGE	7	22	7	8	-	-	1	1	-	-	-	-	-	-
MASS BOSTON CONS OF MUSIC	124	210	31	41	11	1	-	-	-	-	-	-	-	-
MASS BOSTON UNIVERSITY	11	33	13	1	-	-	43	27	12	20	-	-	-	-



TABLE 4.--BACHELOR'S, MASTER'S, AND DOCTOR'S DEGREES CONFERRED IN INSTITUTIONS OF HIGHER EDUCATION BY SEX OF STUDENT, FIELD OF STUDY, STATE OR OTHER AREA, AND INSTITUTION: AGGREGATE UNITED STATES, 1968-69 --CONTINUED

FIELD OF STUDY, STATE OR OTHER AREA, AND INSTITUTION	BACHELOR'S DEGREES REQUIRING 4 OR 5 YEARS		MASTER'S DEGREES		DOCTOR'S DEGREES (PH.D., ED.D., ETC.)		FINE AND APPLIED ARTS, TOTAL	BACHELOR'S DEGREES REQUIRING 4 OR 5 YEARS		MASTER'S DEGREES		DOCTOR'S DEGREES (PH.D., ED.D., ETC.)	
	2	3	4	5	6	7		2	3	4	5	6	7
	1	1	1	1	1	1		1	1	1	1	1	1
MINN AUGSBURG COLLEGE	7	1	-	-	-	-	MO NORTHEAST MISSOURI ST COL	9	11	-	-	-	-
MINN BEMIDJI STATE COLLEGE	6	6	-	-	-	-	MO NORTHWEST MISSOURI ST COL	4	5	-	-	-	-
MINN BETHEL COLLEGE & SEMINARY	8	5	-	-	-	-	MO PARK COLLEGE	4	2	-	-	-	-
MINN CARLETON COLLEGE	6	4	-	-	-	-	MO ST LOUIS INST OF MUSIC	3	1	-	-	-	-
MINN COLLEGE OF ST BENEDICT	-	9	-	-	-	-	MO ST LOUIS U ALL CAMPUSES	4	9	2	10	-	-
MINN COLLEGE OF ST CATHERINE	-	24	-	-	-	-	MO SCHOOL OF THE OZARKS	7	7	-	-	-	-
MINN COLLEGE OF ST SCHOLASTICA	-	3	-	-	-	-	MO SOUTHEAST MISSOURI ST COL	7	5	-	-	-	-
MINN COLLEGE OF ST TERESA	-	10	-	-	-	-	MO SOUTHWEST BAPTIST COLLEGE	9	-	-	-	-	-
MINN COLLEGE OF ST THOMAS	5	-	-	-	-	-	MO SOUTHWEST MISSOURI ST COL	13	15	1	1	-	-
MINN CONCORDIA COL MOOREHEAD	4	10	-	-	-	-	MO STEPHENS COLLEGE	2	53	-	-	-	-
MINN GUSTAVUS ADOLPHUS COLLEGE	3	16	-	-	-	-	MO TARKIO COLLEGE	5	4	-	-	-	-
MINN HAMLINE UNIVERSITY	10	11	-	-	-	-	MO UNIV MISSOURI AT COLUMBIA	27	32	21	21	5	1
MINN LFA COLLEGE	1	23	-	-	-	-	MO UNIV MISSOURI AT KANSAS CITY	31	31	10	11	5	5
MINN MACALESTER COLLEGE	14	23	-	-	-	-	MO WASHINGTON UNIVERSITY	21	40	6	4	4	2
MINN HANKATO STATE COLLEGE	37	23	3	3	-	-	MO WEBSTER COLLEGE	13	34	-	-	-	-
MINN MINNEAPOLIS SCHOOL OF ART	29	27	-	-	-	-	MO WESTMINSTER COLLEGE	2	-	-	-	-	-
MINN MINN BIBLE COLLEGE	1	1	-	-	-	-	MO WILLIAM JEHELL COLLEGE	5	6	-	-	-	-
MINN MOOREHEAD STATE COLLEGE	11	12	1	1	-	-	MO WILLIAM MOORE COLLEGE	-	5	-	-	-	-
MINN NORTH CENTRAL BIBLE COL	1	-	-	-	-	-	MONT CARROLL COLLEGE	3	1	-	-	-	-
MINN ST CLOUD STATE COLLEGE	23	10	11	1	-	-	MONT COLLEGE OF GREAT FALLS	1	-	-	-	-	-
MINN ST JOHNS UNIVERSITY	9	-	-	-	-	-	MONT MONTANA STATE UNIVERSITY	25	12	6	2	-	-
MINN ST MARYS COLLEGE	2	-	-	-	-	-	MONT RICKY MOUNTAIN COLLEGE	2	2	-	-	-	-
MINN ST OLAF COLLEGE	19	23	-	-	-	-	MONT UNIVERSITY OF MONTANA	18	15	10	7	-	-
MINN U OF MINN DULUTH	21	21	-	-	-	-	NERR CHADRON STATE COLLEGE	3	4	-	-	-	-
MINN U OF MINN NPOLS ST PAUL	53	82	51	29	31	4	NERR COLLEGE OF ST MARY	13	29	-	-	-	-
MINN U OF MINN MORRIS	10	2	-	-	-	-	NERR CONCORDIA TEACHERS COL	6	6	-	-	-	-
MINN WYONA STATE COLLEGE	4	5	2	1	-	-	NERR CREIGHTON UNIVERSITY	3	1	-	-	-	-
MISS BELMONT COLLEGE	1	7	-	-	-	-	NERR DOANE COLLEGE	4	3	-	-	-	-
MISS DELTA STATE COLLEGE	13	5	-	-	-	-	NERR HASTINGS COLLEGE	5	6	-	-	-	-
MISS JACKSON STATE COLLEGE	-	11	-	-	-	-	NERR HIRAM SCOTT COLLEGE	1	-	-	-	-	-
MISS MILLSAPS COLLEGE	2	5	-	-	-	-	NERR JOHN F KENNEDY COLLEGE	5	1	-	-	-	-
MISS MISSISSIPPI COLLEGE	11	13	-	-	-	-	NERR KFARNEY STATE COLLEGE	6	5	-	-	-	-
MISS MISS STATE COL FOR WOMEN	5	36	-	-	-	-	NERR MIDLAND LUTHERAN COLLEGE	3	9	-	-	-	-
MISS MISSISSIPPI STAFF UNIV	5	11	1	1	-	-	NERR NEBRASKA WESLEYAN UNIV	4	5	-	-	-	-
MISS TOULGOLOO COLLEGE	2	2	-	-	-	-	NERR PERU STATE COLLEGE	3	2	-	-	-	-
MISS UNIV MISS MAIN CAMPUS	13	22	6	5	-	-	NERR UNIV NEBRASKA MAIN CAMPUS	11	31	31	23	-	-
MISS UNIV OF STAN MISSISSIPPI	28	22	3	4	-	-	NERR UNIV NEBRASKA AT OMAHA	24	26	-	-	-	-
MISS WILLIAM CASEY COLLEGE	11	4	-	-	-	-	NERR UNIV NEBRASKA STATE COLLEGE	5	5	-	-	-	-
MO AVILA COLLEGE	-	6	-	-	-	-	NEV HAYNE STATE COLLEGE	5	5	-	-	-	-
MO CENTRAL BIBLE COLLEGE	1	2	-	-	-	-	NEV NEVADA SOUTHERN UNIV	3	3	-	-	-	-
MO CENTRAL METHODIST COLLEGE	4	4	-	-	-	-	NEV UNIVERSITY OF NEVADA	18	11	-	-	-	-
MO CENTRAL MO ST COL ALL CAM	52	20	8	4	-	-	NH DARTMOUTH COLLEGE	39	-	-	-	-	-
MO CULVER STOCKTON COLLEGE	5	5	-	-	-	-	NH FRANKLIN COLLEGE	-	1	-	-	-	-
MO DRURY COLLEGE	2	5	-	-	-	-	NH FRANKLIN PIERCE COLLEGE	2	-	-	-	-	-
MO EVANGEL COLLEGE	3	-	-	-	-	-	NH HATHIEL HATHORN COL	6	5	-	-	-	-
MO FORTYONE COLLEGE	-	9	-	-	-	-	NH MADRE DAME COLLEGE	-	5	-	-	-	-
MO KANSAS CITY ART INSTITUTE	70	19	-	-	-	-	NH RIVIER COLLEGE	-	10	-	-	-	-
MO LINCOLN UNIVERSITY	-	1	-	-	-	-	NH ST ANSELMS COLLEGE	1	1	-	-	-	-
MO LINDEWOOD COLLEGE	-	21	-	-	-	-	NH UNIV OF NEW HAMPSHIRE	19	32	-	-	-	-
MO MARYVILLE COL SACRED HEART	-	19	-	-	-	-	NH UNIV N H PLYMOUTH ST COL	1	-	-	-	-	-
MO MISSOURI SOUTHERN COLLEGE	2	3	-	-	-	-	N J CALDWELL COL FOR WOMEN	-	5	-	-	-	-
MO MISSOURI VALLEY COLLEGE	6	3	-	-	-	-	N J COLLEGE OF ST ELIZABETH	-	10	-	-	-	-
							N J DREW UNIVERSITY	2	10	-	-	-	-

TABLE 4.--BACHELOR'S, MASTER'S, AND DOCTOR'S DEGREES CONFERRED IN INSTITUTIONS OF HIGHER EDUCATION, BY SEX OF STUDENT, FIELD OF STUDY, STATE OR OTHER AREA, AND INSTITUTION: AGGREGATE UNITED STATES, 1968-69 --CONTINUED

FIELD OF STUDY, STATE OR OTHER AREA, AND INSTITUTION	BACHELOR'S DEGREES REQUIRING 4 OR 5 YEARS		MASTER'S DEGREES		DOCTOR'S DEGREES (PH.D., ED.D., ETC.)		BACHELOR'S DEGREES REQUIRING 4 OR 5 YEARS		MASTER'S DEGREES		DOCTOR'S DEGREES (PH.D., ED.D., ETC.)	
	MEN	WOMEN	MEN	WOMEN	MEN	WOMEN	MEN	WOMEN	MEN	WOMEN	MEN	WOMEN
	2	3	4	5	6	7	2	3	4	5	6	7
FINE AND APPLIED ARTS, TOTAL												
N J FAIRLGH DICKSN U ALL CAM	5	10	—	—	—	—	—	—	—	—	—	—
N J GEORGIAN COURT COLLEGE	—	8	—	—	—	—	—	—	—	—	—	—
N J MONMOUTH COLLEGE	10	9	—	—	—	—	—	—	—	—	—	—
N J MONTCLAIR STATE COLLEGE	4	16	1	4	—	—	—	—	—	—	—	—
N J NEWARK STATE COLLEGE	—	—	3	11	—	—	—	—	—	—	—	—
N J NORTHEASTERN COL BIBLE INST	2	2	—	—	—	—	—	—	—	—	—	—
N J PATERSON STATE COLLEGE	2	12	—	—	—	—	—	—	—	—	—	—
N J PRINCETON UNIVERSITY	18	—	16	2	7	—	—	—	—	—	—	—
N J RIDER COLLEGE	3	3	—	—	—	—	—	—	—	—	—	—
N J RUTGERS THE ST U ALL CAM	32	64	15	7	—	—	—	—	—	—	—	—
N J ST PETERS COLLEGE	1	—	—	—	—	—	—	—	—	—	—	—
N J SHELTON COLLEGE	—	1	—	—	—	—	—	—	—	—	—	—
N J TRENTON STATE COLLEGE	—	27	—	—	—	—	—	—	—	—	—	—
N J UPSALA COLLEGE	3	13	—	—	—	—	—	—	—	—	—	—
N J WESTMINSTER COLLEGE	21	26	—	—	—	—	—	—	—	—	—	—
N M EASTERN NEW MEX U ALL CAM	8	1	2	4	—	—	—	—	—	—	—	—
N M NEW MEXICO HIGHLANDS UNIV	5	2	—	—	—	—	—	—	—	—	—	—
N M NEW MEX ST U ALL CAMPUSES	5	4	3	1	—	—	—	—	—	—	—	—
N M UNIV OF ALBUQUERQUE	6	7	—	—	—	—	—	—	—	—	—	—
N M UNIVERSITY OF NEW MEXICO	29	49	25	16	—	—	—	—	—	—	—	—
N M WESTERN NEW MEXICO UNIV	1	1	—	—	—	—	—	—	—	—	—	—
N Y ADELPHI UNIVERSITY	21	54	19	22	—	—	—	—	—	—	—	—
N Y ALFRED UNIV ALL CAMPUSES	7	25	8	2	—	—	—	—	—	—	—	—
N Y BARD COLLEGE	7	23	—	—	—	—	—	—	—	—	—	—
N Y CUNY BROOKLYN COLLEGE	49	132	27	13	—	—	—	—	—	—	—	—
N Y CUNY CITY COLLEGE	64	62	5	10	—	—	—	—	—	—	—	—
N Y CUNY GRADUATE CENTER	14	1	—	—	—	—	—	—	—	—	—	—
N Y CUNY HUNTER COLLEGE	30	175	22	43	—	—	—	—	—	—	—	—
N Y CUNY LEHMAN COLLEGE	26	128	—	—	—	—	—	—	—	—	—	—
N Y CUNY DUFFES COLLEGE	58	135	9	6	—	—	—	—	—	—	—	—
N Y CUNY RICHMOND COL	68	4	—	—	—	—	—	—	—	—	—	—
N Y COLGATE UNIVERSITY	14	1	—	—	—	—	—	—	—	—	—	—
N Y COL OF MOUNT ST VINCENT	—	7	—	—	—	—	—	—	—	—	—	—
N Y COLLEGE OF NEW ROCHELLE	—	20	—	—	—	—	—	—	—	—	—	—
N Y COLUMBIA UNIV MAIN DIV	39	25	45	42	15	11	—	—	—	—	—	—
N Y COLUMBIA UNIV BARNARD COL	—	55	—	—	—	—	—	—	—	—	—	—
N Y COLUMBIA UNIV TCHRS COL	—	—	3	7	—	—	—	—	—	—	—	—
N Y COPPER UNION	31	23	—	—	—	—	—	—	—	—	—	—
N Y CORNELL UNIV ALL CAMPUSES	30	37	10	6	2	—	—	—	—	—	—	—
N Y DOWLING COLLEGE	—	1	—	—	—	—	—	—	—	—	—	—
N Y D YONVILLE COLLEGE	—	3	—	—	—	—	—	—	—	—	—	—
N Y ELMIRA COLLEGE	—	11	—	—	—	—	—	—	—	—	—	—
N Y FINCH COLLEGE	—	25	—	—	—	—	—	—	—	—	—	—
N Y FORDHAM UNIVERSITY	5	6	—	—	—	—	—	—	—	—	—	—
N Y HAMILTON COLLEGE	2	6	—	—	—	—	—	—	—	—	—	—
N Y HARTWICK COLLEGE	—	1	—	—	—	—	—	—	—	—	—	—
N Y HOBART & WM SMITH COLLEGE	6	1	—	—	—	—	—	—	—	—	—	—
N Y HOFSTRA UNIVERSITY	47	115	5	6	—	—	—	—	—	—	—	—
N Y HOUGHTON COLLEGE	3	5	—	—	—	—	—	—	—	—	—	—
N Y ITHACA COLLEGE	59	24	3	3	—	—	—	—	—	—	—	—
N Y JEWISH THEOL SEM OF AMER	2	—	—	1	—	—	—	—	—	—	—	—
N Y JUILLIARD SCHOOL OF MUSIC	63	43	48	32	1	—	—	—	—	—	—	—

TABLE 4.--BACHELOR'S, MASTER'S, AND DOCTOR'S DEGREES CONFERRED IN INSTITUTIONS OF HIGHER EDUCATION, BY SEX OF STUDENT, FIELD OF STUDY, STATE OR OTHER AREA, AND INSTITUTION: AGGREGATE UNITED STATES, 1968-69 --CONTINUED

FIELD OF STUDY, STATE OR OTHER AREA, AND INSTITUTION	BACHELOR'S DEGREES REQUIRING 4 OR 5 YEARS		MASTER'S DEGREES		DOCTOR'S DEGREES (PH.D., ED.D., ETC.)		BACHELOR'S DEGREES REQUIRING 4 OR 5 YEARS	MASTER'S DEGREES		DOCTOR'S DEGREES (PH.D., ED.D., ETC.)	
	MEN	WOMEN	MEN	WOMEN	MEN	WOMEN		MEN	WOMEN	MEN	WOMEN
FINE AND APPLIED ARTS, TOTAL (CONTINUED)											
N C ATLANTIC CHRISTIAN COL	4	4	-	-	-	-	6	-	-	-	-
N C CAMPBELL COLLEGE	2	3	-	-	-	-	6	-	-	-	-
N C CATAWBA COLLEGE	3	3	-	-	-	-	-	-	-	-	-
N C DAVIDSON COLLEGE	2	2	-	-	-	-	11	19	-	-	-
N C DUKE UNIVERSITY	4	20	-	-	-	-	37	46	15	5	-
N C EAST CAROLINA U ALL CAMPUSES	14	21	2	7	-	-	2	5	-	-	-
N C GREENSBORO COLLEGE	4	8	-	-	-	-	11	5	-	-	-
N C HIGH POINT COLLEGE	1	7	-	-	-	-	-	-	-	-	-
N C MARS HILL COLLEGE	4	9	-	-	-	-	-	-	-	-	-
N C MEREDITH COLLEGE	4	8	-	-	-	-	-	-	-	-	-
N C N C AG & TECH STATE UNIV	1	1	-	-	-	-	3	3	-	-	-
N C N C COLLEGE AT DURHAM	4	3	-	-	-	-	36	45	4	5	-
N C N C SCHOOL OF THE ARTS	15	12	-	-	-	-	8	13	-	-	-
N C N C WESLEYAN COLLEGE	1	1	-	-	-	-	87	152	47	51	19
N C PENNSYLVANIA STATE COL	3	-	-	-	-	-	129	113	45	8	2
N C PEPPER COLLEGE	4	2	-	-	-	-	23	38	-	-	-
N C QUEENS COLLEGE	-	22	-	-	-	-	8	12	-	-	-
N C ST ANDREW'S PRESBY COL	5	10	-	-	-	-	2	22	-	-	-
N C SALISBURY COLLEGE	19	19	-	-	-	-	4	-	-	-	-
N C UNIV OF NC AT CHAPEL HILL	20	28	19	12	3	2	16	5	4	7	-
N C UNIV OF N C AT GREENSBORO	7	35	9	18	-	-	107	115	22	18	5
N C WAKE FOREST UNIVERSITY	13	10	-	-	-	-	30	28	-	-	-
N C WESTERN CAROLINA UNIV	8	4	-	-	-	-	6	10	-	-	-
N D DICKINSON STATE COLLEGE	4	8	-	-	-	-	-	-	-	-	-
N D JAMESTOWN COLLEGE	2	4	-	-	-	-	-	-	-	-	-
N D MINDOT STATE COLLEGE	2	-	-	-	-	-	-	-	-	-	-
N D NORTH DAKOTA STATE UNIV	3	6	5	1	-	-	14	13	3	1	-
N D UNIV N DAK MAIN CAMPUS	16	9	3	2	-	-	1	15	-	-	-
OHIO ANTIPOCH COL MAIN CAMPUS	20	28	-	-	-	-	19	6	2	2	-
OHIO ASHLAND COLLEGE	6	6	-	-	-	-	8	1	-	-	-
OHIO BALDWIN-WALLACE COLLEGE	20	14	-	-	-	-	4	2	-	-	-
OHIO BLUFFTON COLLEGE	1	3	-	-	-	-	4	2	-	-	-
OHIO BURLINGTON COLLEGE	36	35	24	17	1	-	25	10	2	5	-
OHIO CAPITAL UNIVERSITY	15	14	-	-	-	-	9	6	-	-	-
OHIO CASE WESTERN RESERVE UNIV	9	20	5	14	-	-	1	1	-	-	-
OHIO CEDARVILLE COLLEGE	6	4	-	-	-	-	1	10	-	-	-
OHIO CINCINNATI SYRLE SEM	3	3	-	-	-	-	3	3	-	-	-
OHIO CLEVELAND INST OF ART	29	14	-	-	-	-	13	7	-	-	-
OHIO CLEVELAND INST OF MUSIC	7	11	6	7	-	-	18	3	-	-	-
OHIO CLEVELAND STATE UNIV	3	2	-	-	-	-	8	1	-	-	-
OHIO COL MT ST JOSEPH ON OHIO	-	8	-	-	-	-	3	2	-	-	-
OHIO COLLEGE OF STEUBENVILLE	1	1	-	-	-	-	14	16	-	-	-
OHIO COLLEGE OF WOOSTER	7	19	-	-	-	-	5	1	-	-	-
OHIO COLUMBUS COL ART & DESIGN	24	24	-	-	-	-	26	20	-	-	-
OHIO DEFIANCE COLLEGE	9	7	-	-	-	-	4	4	-	-	-
OHIO DENISON UNIVERSITY	20	20	-	-	-	-	4	3	-	-	-
OHIO EINSLAY COLLEGE	5	4	-	-	-	-	7	4	-	-	-
OHIO HERPER UNION COL ALL CAMPUSES	2	5	-	-	-	-	15	11	1	1	-
OHIO HETHELBERG COLLEGE	5	25	-	-	-	-	42	75	29	19	-
OHIO HIPAWA COLLEGE	5	25	-	-	-	-	12	32	14	5	-
OHIO JOHN CARROLL UNIVERSITY	22	3	-	-	-	-	2	1	-	-	-
OHIO MENT ST UNIV MAIN CAMPUS	86	73	32	26	-	-	9	9	1	1	-
OHIO MENT ST UNIV ALL CAMPUSES	-	-	-	-	-	-	4	4	3	3	-
OHIO MOUNT ANGELO COLLEGE	-	-	-	-	-	-	7	5	-	-	-

TABLE 4. BACHELOR'S, MASTER'S, AND DOCTOR'S DEGREES CONFERRED IN INSTITUTIONS OF HIGHER EDUCATION, BY SEX OF STUDENT, FIELD OF STUDY, STATE OR OTHER AREA, AND INSTITUTION: AGGREGATE UNITED STATES, 1968-69 --CONTINUED

FIELD OF STUDY, STATE OR OTHER AREA, AND INSTITUTION	BACHELOR'S DEGREES REQUIRING 4 OR 5 YEARS		MASTER'S DEGREES		DOCTOR'S DEGREES (PH.D., ED.D., ETC.)		BACHELOR'S DEGREES REQUIRING 4 OR 5 YEARS		MASTER'S DEGREES		DOCTOR'S DEGREES (PH.D., ED.D., ETC.)	
	2	3	4	5	6	7	2	3	4	5	6	7
	1	1	1	1	1	1	1	1	1	1	1	1
FINE AND APPLIED ARTS, TOTAL (CONTINUED)												
OREG MUSIUM ART SCHOOL	2	-	-	-	-	-	-	1	-	-	-	-
OREG OREGON STATE UNIVERSITY	6	16	-	-	-	-	10	11	-	-	-	-
OREG PACIFIC UNIVERSITY	4	4	-	-	-	-	4	10	-	-	-	-
OREG PORTLAND STATE COLLEGE	25	31	3	1	-	-	1	1	-	-	-	-
OREG REED COLLEGE	3	3	-	1	-	-	1	1	-	-	-	-
OREG SOUTHERN OREGON COLLEGE	-	1	-	-	-	-	-	-	-	-	-	-
OREG UNIV OREGON MAIN CAMPUS	63	68	57	33	14	2	33	33	5	5	5	5
OREG UNIVERSITY OF PORTLAND	14	5	5	3	-	-	3	3	-	-	-	-
OREG WILLAMETTE UNIVERSITY	6	9	-	-	-	-	-	-	-	-	-	-
PA ALLEGHENY COLLEGE	4	10	-	-	-	-	-	-	-	-	-	-
PA BAPTIST BIBLE SEMINARY	3	3	-	-	-	-	-	-	-	-	-	-
PA BEAVER COLLEGE	-	12	-	-	-	-	-	-	-	-	-	-
PA BRYN MAWR COLLEGE	19	19	1	3	-	4	3	3	-	-	-	-
PA BUCKNELL UNIVERSITY	3	3	-	-	-	-	-	-	-	-	-	-
PA CARNEGIE-MELLON UNIV	60	51	20	4	1	-	4	11	34	6	12	1
PA CEDAR CREST COLLEGE	-	3	-	-	-	-	-	-	-	-	-	-
PA CHATHAM COLLEGE	19	19	-	-	-	-	-	-	-	-	-	-
PA CHESTNUT HILL COLLEGE	-	21	-	-	-	-	-	-	-	-	-	-
PA COLLEGE MISERICORDIA	3	3	-	-	-	-	-	-	-	-	-	-
PA DICKINSON COLLEGE	7	11	-	-	-	-	-	-	-	-	-	-
PA DREXEL INST OF TECHNOLOGY	-	16	-	-	-	-	-	-	-	-	-	-
PA DUCQUESNE UNIVERSITY	6	1	3	6	-	-	6	2	2	2	1	-
PA EASTERN PILGRIM COLLEGE	1	1	-	-	-	-	-	-	-	-	-	-
PA FRANKLIN & MARSHALL COL	2	-	-	-	-	-	-	-	-	-	-	-
PA GANNON COLLEGE	1	-	-	-	-	-	-	-	-	-	-	-
PA GENEVA COLLEGE	3	3	-	-	-	-	-	-	-	-	-	-
PA GETTYSBURG COLLEGE	1	7	-	-	-	-	-	-	-	-	-	-
PA GROVE CITY COLLEGE	4	-	-	-	-	-	-	-	-	-	-	-
PA HAVERFORD COLLEGE	4	-	-	-	-	-	-	-	-	-	-	-
PA HOLY FAMILY COLLEGE	-	1	-	-	-	-	-	-	-	-	-	-
PA INMACULATA COLLEGE	1	1	-	-	-	-	-	-	-	-	-	-
PA INDIANA U OF PA ALL CAM	3	3	-	-	-	-	-	-	-	-	-	-
PA JUNIATA COLLEGE	1	2	-	-	-	-	-	-	-	-	-	-
PA LEBANON VALLEY COLLEGE	1	1	-	-	-	-	-	-	-	-	-	-
PA LEHIGH UNIVERSITY	3	-	-	-	-	-	-	-	-	-	-	-
PA LINCOLN UNIVERSITY	2	-	-	-	-	-	-	-	-	-	-	-
PA LYCOMING COLLEGE	7	8	-	-	-	-	-	-	-	-	-	-
PA MARYWOOD COLLEGE	8	8	-	-	-	-	-	-	-	-	-	-
PA MERCYHURST COLLEGE	1	10	-	-	-	-	-	-	-	-	-	-
PA MESSIAH COLLEGE	1	4	-	-	-	-	-	-	-	-	-	-
PA MOORE COLLEGE OF ART	-	91	-	-	-	-	-	-	-	-	-	-
PA MORAVIAN COL MAIN CAMPUS	-	3	-	-	-	-	-	-	-	-	-	-
PA MOUNT MERCY COLLEGE	4	10	-	-	-	-	-	-	-	-	-	-
PA BLOOMSBURG STATE COLLEGE	4	-	-	-	-	-	-	-	-	-	-	-
PA CALIFORNIA STATE COLLEGE	5	3	-	-	-	-	-	-	-	-	-	-
PA CLARION ST COL MAIN CAM	10	8	-	-	-	-	-	-	-	-	-	-
PA EAST STRONGBURG ST COL	2	5	-	-	-	-	-	-	-	-	-	-
PA KUTZTOWN STATE COLLEGE	4	11	-	-	-	-	-	-	-	-	-	-
PA LITZBERG ROCK STATE COL	4	15	-	-	-	-	-	-	-	-	-	-
PA WEST CHESTER STATE COL	2	-	-	-	-	-	-	-	-	-	-	-
PA PENN ST UNIV ALL CAMPUSES	59	69	23	19	6	2	19	23	6	2	11	-
PA PHILA COLLEGE OF ART	93	68	-	-	-	-	-	-	-	-	-	-



TABLE 4.--BACHELOR'S, MASTER'S, AND DOCTOR'S DEGREES CONFERRED IN INSTITUTIONS OF HIGHER EDUCATION, BY SEX OF STUDENT, FIELD OF STUDY, STATE OR OTHER AREA, AND INSTITUTION: AGGREGATE UNITED STATES, 1968-69 --CONTINUED

FIELD OF STUDY, STATE OR OTHER AREA, AND INSTITUTION	BACHELOR'S DEGREES REQUIRING 4 OR 5 YEARS		MASTER'S DEGREES		DOCTOR'S DEGREES (PH.D., ED.D., ETC.)		BACHELOR'S DEGREES REQUIRING 4 OR 5 YEARS		MASTER'S DEGREES		DOCTOR'S DEGREES (PH.D., ED.D., ETC.)			
	1	2	3	4	5	6	7	1	2	3	4	5	6	7
	1	2	3	4	5	6	7	1	2	3	4	5	6	7
TEX KNOXVILLE COLLEGE		1							2					
TENN LAMBUTH COLLEGE		2							4					
TENN LANE COLLEGE		4							42					
TENN MARYVILLE COLLEGE		7							57					
TENN MEMPHIS ACADEMY OF ARTS		15							2					
TENN MEMPHIS STATE UNIVERSITY		53		17	11				115	2		27	21	7
TENN MIDDLE TENNESSEE ST UNIV		11							28	184				1
TENN MILLIGAN COLLEGE INC		3							2	50				
TENN SOUTHERN MISSIONARY COL		1							18	2		6		
TENN SOUTHWESTERN AT MEMPHIS		2							2	19		4		
TENN TENN AG & INDUS ST UNIV		3		1					87			25		
TENN TENNESSEE TEMPLE COLLEGE		8		2					7	121		6		
TENN TENN WESLEYAN COLLEGE		2							37	4		12	4	1
TENN TRUYEVCCA NAZARENE COLLEGE		1							33	67		10	4	
TENN TUSCULUM COLLEGE		2							13	29		20	7	
TENN UNION UNIVERSITY		2							3	12				
TENN UNIV OF TENN ALL CAMPUSES		13		8					5	5				
TENN VANDERBILT UNIVERSITY		20		4					13	33		2		
TEX ABILENE CHRISTIAN COLLEGE		9							13	16				
TEX ANGELO STATE COLLEGE		2							9	1				
TEX AUSTIN COLLEGE		6							9	5				
TEX BAYLOR UNIV MAIN CAMPUS		25		3					2	8				
TEX DOMINICAN COLLEGE		3		4					7	19		3	2	
TEX EAST TEXAS BAPTIST COL		2							7	5				
TEX EAST TEXAS STATE UNIV		41		29	4				11	20				
TEX GULF COAST BIBLE COLLEGE		1							4	7				
TEX HAPDIN SIMMONS UNIVERSITY		7								48				
TEX HOUSTON BAPTIST COLLEGE		3		1						8				
TEX HOWARD PAYNE COLLEGE		3		3					5	11				
TEX INCARNATE WORD COLLEGE		2							1	5				
TEX LAMAR STATE COL TECH		19		3					4	7				
TEX MARY HADIN BAYLOR COL		4												
TEX MCJURRY COLLEGE		2							1	9			1	
TEX MIDWESTERN UNIVERSITY		5		11					1	25				
TEX NORTH TEXAS STATE UNIV		79		76	25	10	3		6	2				
TEX OUR LADY OF THE LAKE COL		2							6	4				
TEX PACIFIC SOUTHERN COLLEGE		6							4	4				
TEX STATE UNIVERSITY		4		7					23	10				
TEX ST MARYS UNIVERSITY		4							7	11				
TEX SAP HOUSTON STATE COL		44		32					7	11				
TEX SOUTHERN METHUEN UNIV		15		53	16	10			27	50				
TEX SOUTHWESTERN UNIVERSITY		4		6					67	110		5	4	
TEX SOUTHWEST TEXAS STATE COL		23		20					2	2				
TEX STEPHEN F. AUSTIN ST COL		21		38					2	2				
TEX SUL ROSS STATE COLLEGE		13		9					2	2				
TEX TEXAS A & I UNIVERSITY		8		23					2	2				
TEX TEXAS CHRISTIAN UNIV		30		46	12	8			6	6				
TEX TEX LUTHER COL MAIN CAMPUS		11		5					17	18		9	3	
TEX TEXAS TECHNOLOGICAL COL		25		97					29	38		6	2	
TEX TEXAS WESLEYAN COLLEGE		1		4					1	17		1	3	
TEX TEXAS WOMANS UNIVERSITY		20		19					3	12				
TEX TRINITY UNIVERSITY		9		1					18	4				
TEX WASHINGTON & LEE UNIV									1	1				
TEX CENTRAL WASHINGTON ST COL									8	12				
TEX EASTERN WASHINGTON ST COL									5	9				
TEX FT WRIGHT COL HOLY NAMES									8	12				
TEX GONZAGA UNIVERSITY									9	9				
TEX LUTHERAN UNIV									5	9				
TEX MARTINS COLLEGE									1	1				
TEX PACIFIC COLLEGE									8	12				
TEX SEATTLE PACIFIC COLLEGE									5	9				
TEX SEATTLE UNIVERSITY									9	9				

(CONTINUED)

FINE AND APPLIED ARTS, TOTAL

CHRISTIANITY, TOTAL

EDUCATION, TOTAL

LIBERAL ARTS, TOTAL

SCIENCE, TOTAL

TECHNICAL, TOTAL

INSTITUTIONS OF HIGHER EDUCATION, BY SEX OF STUDENT, FIELD OF STUDY, STATE OR OTHER AREA, AND INSTITUTION: AGGREGATE UNITED STATES, 1968-69 --CONTINUED

FIELD OF STUDY, STATE OR OTHER AREA, AND INSTITUTION	BACHELOR'S DEGREES REQUIRING 4 OR 5 YEARS		MASTER'S DEGREES		DOCTOR'S DEGREES (PH.D., ED.D., ETC.)		BACHELOR'S DEGREES REQUIRING 4 OR 5 YEARS		MASTER'S DEGREES		DOCTOR'S DEGREES (PH.D., ED.D., ETC.)			
	MFN	WOMEN	MFN	WOMEN	MFN	WOMEN	MFN	WOMEN	MFN	WOMEN	MFN	WOMEN		
	1	2	3	4	5	6	7	1	2	3	4	5	6	7
FINE AND APPLIED ARTS, TOTAL (CONTINUED)														
WASH UNIV OF PUGET SOUND	10	18		1										
WASH UNIV OF WASHINGTON	67	164		27	31	15	2							
WASH WALLA WALLA COLLEGE	4	4												
WASH WASHINGTON STATE UNIV	22	45		24	12									
WASH WESTERN WASHINGTON ST COL	12	29		4	1									
WASH WHITMAN COLLEGE	7	15												
WASH WHITWORTH COLLEGE	6	19												
W VA BETHANY COLLEGE	1	4												
W VA BLUEFIELD STATE COLLEGE	1	1												
W VA CONCORD COLLEGE	7													
W VA DAVIS & ELKINS COLLEGE	1	2												
W VA FAIRMONT STATE COLLEGE	3	6												
W VA GLENVILLE STATE COLLEGE	3	4												
W VA MARSHALL UNIV ALL CAMPUSES	4	13		5	6									
W VA MORRIS HARVEY COLLEGE	10	14												
W VA SALEM COLLEGE ALL CAMPUSES	5	4												
W VA SHEPHERD COLLEGE	4	3												
W VA WEST VIRGINIA STATE COL	1	4												
W VA W VA UNIV ALL CAMPUSES	33	35		22	10	1								
W VA W VIRGINIA WESLEYAN COL	5	7												
WIS ALVERNO COLLEGE		21												
WIS BELoit COLLEGE	12	17												
WIS CARDINAL STRITCH COLLEGE	4	4												
WIS CARROLL COLLEGE	3	5												
WIS GARTHAGE COLLEGE	4	6												
WIS DOMINICAN COLLEGE RACINE	1	1												
WIS EDGEWOOD COLLEGE	1	6												
WIS LAKELAND COLLEGE	1	1												
WIS LAWRENCE UNIV MAIN CAMPUS	17	18												
WIS LAYTON SCHOOL OF ART	20	3												
WIS MARQUETTE U ALL CAMPUSES	17	11		7	6									
WIS MILTON COLLEGE	3	3												
WIS MT MARY COLLEGE	3	11												
WIS NDORHLAND COLLEGE	3	2												
WIS RIPON COLLEGE	6	6												
WIS ST NORBERT COLLEGE	2	16												
WIS U OF WIS MADISON	96	159		40	71	8	4							
WIS U OF WIS MILWAUKEE	40	46		10	1									
WIS VITERBO COLLEGE	1	1												
WIS WIS COLLEGE CONSERVATORY		3												
WIS ST JOHNS UNIV MAIN CAMPUS	2	18												
WIS ST STATE UNIV EAU CLAIRE	22	18			2									
WIS ST STATE UNIV LA CROSSE	9	11												
WIS ST STATE UNIV OSHKOSH	18	21												
WIS ST U PLATVU MAIN CAMP	10	10		1	2									
WIS STATE UNIV RIVER FALLS	5	7												
WIS STATE UNIV STEVENS PNT	15	8			2									
WIS STATE UNIV SUPERIOR	10	5												
WIS STATE UNIV WHITEMATER	15	9												
WYO UNIVERSITY OF WYOMING	9	14		19	14									
GUAM COLLEGE OF GUAM		2		1										
P R CATHOLIC UNIV OF P R	1	3												

TABLE 4.--BACHELOR'S DEGREES, MASTER'S DEGREES, AND DOCTOR'S DEGREES AWARDED BY INSTITUTIONS OF HIGHER EDUCATION, BY SEX OF STUDENT, FIELD OF STUDY, STATE OR OTHER AREA, AND INSTITUTION: AGGREGATE UNITED STATES, 1968-69 --CONTINUED

FIELD OF STUDY, STATE OR OTHER AREA, AND INSTITUTION	BACHELOR'S DEGREES REQUIRING 4 OR 5 YEARS		MASTER'S DEGREES		DOCTOR'S DEGREES (PH.D., ED.D., ETC.)		BACHELOR'S DEGREES REQUIRING 4 OR 5 YEARS		MASTER'S DEGREES		DOCTOR'S DEGREES (PH.D., ED.D., ETC.)	
	2	3	4	5	6	7	3	4	5	6	7	
	2	3	4	5	6	7	2	3	4	5	6	7
ART, GENERAL	(CONTINUED)											
ILL NORTHERN ILLINOIS UNIV	10	3	13	4	-	-	-	-	-	-	-	-
ILL NORTH PARK COL & THEO SEM	2	16	-	-	-	-	-	-	-	-	-	-
ILL NORTHWESTERN UNIVERSITY	4	39	2	4	-	-	-	-	-	-	-	-
ILL QUINCY COLLEGE	-	2	-	-	-	-	-	-	-	-	-	-
ILL ROCKFORD COLLEGE	2	5	-	-	-	-	-	-	-	-	-	-
ILL ROOSEVELT UNIVERSITY	3	8	-	-	-	-	-	-	-	-	-	-
ILL ROSARY COLLEGE	-	9	4	17	-	-	-	-	-	-	-	-
ILL ST DOMINIC COLLEGE	-	2	-	-	-	-	-	-	-	-	-	-
ILL ST XAVIER COLLEGE	-	8	-	-	-	-	-	-	-	-	-	-
ILL SOUTHERN ILL U MAIN CAMPUS	39	26	10	5	-	-	-	-	-	-	-	-
ILL STRN ILL U FORWARDSVL CAMP	10	3	-	-	-	-	-	-	-	-	-	-
ILL UNIV-ASTY OF CHICAGO	3	4	5	15	3	-	-	-	-	-	-	-
ILL WESTERN ILLINOIS UNIV	9	4	-	-	-	-	-	-	-	-	-	-
ILL WHEATON COLLEGE	1	1	-	-	-	-	-	-	-	-	-	-
IND ANDERSON COLLEGE	2	1	-	-	-	-	-	-	-	-	-	-
IND BALL STATE UNIVERSITY	5	3	-	-	-	-	-	-	-	-	-	-
IND DE PAUL UNIVERSITY	7	7	-	-	-	-	-	-	-	-	-	-
IND EARLHAM COL ALL CAMPUSES	-	1	-	-	-	-	-	-	-	-	-	-
IND FORT WAYNE ART INST	-	1	-	-	-	-	-	-	-	-	-	-
IND FRANKLIN COL OF INDIANA	3	1	-	-	-	-	-	-	-	-	-	-
IND GOSHEN COL & BIBLICAL SEM	-	1	-	-	-	-	-	-	-	-	-	-
IND HANOVER COLLEGE	1	1	-	-	-	-	-	-	-	-	-	-
IND INDIANA CENTRAL COLLEGE	2	-	-	-	-	-	-	-	-	-	-	-
IND INDIANA STATE UNIVERSITY	10	12	-	-	-	-	-	-	-	-	-	-
IND INDIANA UNIV ALL CAMPUSES	12	22	37	23	1	-	-	-	-	-	-	-
IND MARIAN COL INDIANAPOLIS	1	2	-	-	-	-	-	-	-	-	-	-
IND PURDUE UNIV MAIN CAMPUS	1	4	-	-	-	-	-	-	-	-	-	-
IND ST FRANCIS COLLEGE	1	2	-	-	-	-	-	-	-	-	-	-
IND ST JOSEPH COL CALUMET CAMPUS	1	1	-	-	-	-	-	-	-	-	-	-
IND ST MARYS COLLEGE	-	13	-	-	-	-	-	-	-	-	-	-
IND ST MARYS OF THE WOODS COL	-	5	-	-	-	-	-	-	-	-	-	-
IND TAYLOR UNIVERSITY	1	3	-	-	-	-	-	-	-	-	-	-
IND UNIV OF EVANSVILLE	1	1	-	-	-	-	-	-	-	-	-	-
IND UNIVERSITY OF NOTRE DAME	1	-	7	33	-	-	-	-	-	-	-	-
IND VALPARAISO UNIVERSITY	8	11	-	-	-	-	-	-	-	-	-	-
IOWA BRIAR CLIFF COLLEGE	1	2	-	-	-	-	-	-	-	-	-	-
IOWA CLARKE COLLEGE	-	13	-	-	-	-	-	-	-	-	-	-
IOWA COE COLLEGE	3	5	-	-	-	-	-	-	-	-	-	-
IOWA CORNELL COLLEGE	3	7	-	-	-	-	-	-	-	-	-	-
IOWA DRAKE UNIVERSITY	18	18	5	2	-	-	-	-	-	-	-	-
IOWA GRACELAND COLLEGE	1	-	-	-	-	-	-	-	-	-	-	-
IOWA GRINNELL COLLEGE	2	6	-	-	-	-	-	-	-	-	-	-
IOWA IOWA ST U OF SCI & TECH	21	64	1	3	-	-	-	-	-	-	-	-
IOWA IOWA WESLEYAN COLLEGE	3	2	-	-	-	-	-	-	-	-	-	-
IOWA Loras COLLEGE	3	5	-	-	-	-	-	-	-	-	-	-
IOWA LUTHER COLLEGE	4	5	-	-	-	-	-	-	-	-	-	-
IOWA MARYCREST COLLEGE	-	4	-	-	-	-	-	-	-	-	-	-
IOWA MORNINGSIDES COLLEGE	-	2	-	-	-	-	-	-	-	-	-	-
IOWA PARSONS COLLEGE	6	1	-	-	-	-	-	-	-	-	-	-
IOWA ST AMBROSE COLLEGE	7	-	-	-	-	-	-	-	-	-	-	-
IOWA UNIVERSITY OF IOWA	18	48	43	24	2	-	-	-	-	-	-	-
IOWA UNIV OF NORTHERN IOWA	27	28	3	3	-	-	-	-	-	-	-	-
IOWA UPPER IOWA UNIVERSITY	1	3	-	-	-	-	-	-	-	-	-	-

TABLE 4.--BACHELOR'S, MASTER'S, AND DOCTOR'S DEGREES CONFERRED IN INSTITUTIONS OF HIGHER EDUCATION, BY SEX OF STUDENT, FIELD OF STUDY, STATE OR OTHER AREA, AND INSTITUTION: AGGREGATE UNITED STATES, 1968-69 --CONTINUED

Table with columns for BACHELOR'S DEGREES (MEN, WOMEN), MASTER'S DEGREES (MEN, WOMEN), DOCTOR'S DEGREES (MEN, WOMEN), FIELD OF STUDY, STATE OR OTHER AREA, AND INSTITUTION, and DOCTOR'S DEGREES (PH.D., ED.D., ETC.). Rows list institutions such as MASS AMHERST COLLEGE, MASS ANNA MARIA COL FOR WOMEN, MASS ATLANTIC UNION COLLEGE, etc.

TABLE 4.--BACHELOR'S, MASTER'S, AND DOCTOR'S DEGREES CONFERRED IN INSTITUTIONS OF HIGHER EDUCATION, BY SEX OF STUDENT, FIELD OF STUDY, STATE OR OTHER AREA, AND INSTITUTION: AGGREGATE UNITED STATES, 1968-69 --CONTINUED

FIELD OF STUDY, STATE OR OTHER AREA, AND INSTITUTION	BACHELOR'S DEGREES REQUIRING 4 OR 5 YEARS		MASTER'S DEGREES		DOCTOR'S DEGREES (PH.D., ED.D., ETC.)		BACHELOR'S DEGREES REQUIRING 4 OR 5 YEARS		MASTER'S DEGREES		DOCTOR'S DEGREES (PH.D., ED.D., ETC.)					
	1	2	3	4	5	6	7	1	2	3	4	5	6	7		
	MEN		WOMEN		MEN		WOMEN		MEN		WOMEN		MEN		WOMEN	
ART, GENERAL	(CONTINUED)															
N H ST ANSELMS COLLEGE	1	1														
N H UNIV OF NEW HAMPSHIRE	4	15														
N J CALDWELL COL FOR WOMEN		5														
N J COLLEGE OF ST ELIZABETH		8														
N J ORIN UNIVERSITY		7														
N J FAIRLIGH DICKSON U ALL CAM	5	10														
N J GEORGIAN COURT COLLEGE		3														
N J WINDMOUTH COLLEGE	6	5														
N J NEWARK STATE COLLEGE				3	11											
N J PRINCETON UNIVERSITY	13			12		2										
N J ROGERS THE ST U ALL CAM	27	40		1	5											
N J UPSALA COLLEGE	3	8														
N H EASTERN NEW MEX U ALL CAM		1														
N H NEW MEXICO HIGHLANDS UNIV		2		2												
N H NEW MEX ST U ALL CAMPUSES	4	3		3												
N H UNIV OF ALBUQUERQUE	4	4														
N H UNIVERSITY OF NEW MEXICO	14	26		16	8											
N H WESTERN NEW MEXICO UNIV	1	1														
N Y ADELPHI UNIVERSITY	12	32		10	10											
N Y ALFRED UNIV ALL CAMPUSES		3														
N Y CUNY BROOKLYN COLLEGE	11	44														
N Y CUNY CITY COLLEGE	38	38		2	4											
N Y CUNY HUNTER COLLEGE	10	78		10	22											
N Y CUNY LEHMAN COLLEGE	6	26														
N Y CUNY QUEENS COLLEGE	14	66														
N Y CUNY RICHMOND COL	3	2														
N Y COL OF MOUNT ST VINCENT	2	7														
N Y COLLEGE OF NEW ROCHELLE		20														
N Y COOPER UNION	31	23														
N Y DOBBS BERKELEY COLLEGE		1														
N Y ELMIRA COLLEGE	4	5														
N Y FORDHAM UNIVERSITY	2	1														
N Y HAMILTON COLLEGE	2															
N Y HOBART & W SMITH COLLEGE																
N Y Hofstra University	23	41														
N Y KEUKA COLLEGE		6														
N Y LADYGLIFF COLLEGE		16														
N Y LG 15 U HERRIWEATHER CAM	7	11														
N Y LG 15 U SOUTHAMPTON COL	4	9														
N Y MARYMOUNT MANHATTAN COL		7														
N Y NAZARETH COL OF ROCHESTER		4														
N Y NEW YORK UNIVERSITY	6	17														
N Y ROSARY HILL COLLEGE		17														
N Y SKIDMORE COL ALL CAMPUSES		33														
N Y SUNY STATE UNIV ALBANY	4	13														
N Y SUNY STATE UNIV BINGHAMTON	4	7														
N Y SUNY ST U RUFLO MAIN CAM	11	21														
N Y SUNY ST U STONY BRK MAIN	3	22														
N Y SUNY COL EGE BROCKPORT	1															
N Y SUNY COLLEGE BUFFALO	2	12														
N Y SUNY COLLEGE CORTLAND		4														
N Y SUNY COLLEGE FREDONIA	3	6														
N Y SUNY COLLEGE ONEONTA	3	4														

TABLE 4.--BACHELOR'S, MASTER'S, AND DOCTOR'S DEGREES CONFERRED IN INSTITUTIONS OF HIGHER EDUCATION, BY SEX OF STUDENT, FIELD OF STUDY, STATE OR OTHER AREA, AND INSTITUTION: AGGREGATE UNITED STATES, 1968-69 --CONTINUED

FIELD OF STUDY, STATE OR OTHER AREA, AND INSTITUTION	BACHELOR'S DEGREES REQUIRING 4 OR 5 YEARS		MASTER'S DEGREES		DOCTOR'S DEGREES (PH.D., ED.D., ETC.)		BACHELOR'S DEGREES REQUIRING 4 OR 5 YEARS		MASTER'S DEGREES		DOCTOR'S DEGREES (PH.D., ED.D., ETC.)			
	1	2	3	4	5	6	7	1	2	3	4	5	6	7
	Men	Women	Men	Women	Men	Women	Men	Women	Men	Women	Men	Women	Men	Women
ART, GENERAL														
TEX LUTHERAN COL MAIN CAMPUS	1	1	1	1	1	1	1	1	1	1	1	1	1	1
TEX TEXAS TECHNOLOGICAL COL	28	2	2	2	2	2	2	2	2	2	2	2	2	2
TEX TEXAS MESSEYAN COLLEGE	4	10	10	10	10	10	10	10	10	10	10	10	10	10
TEX TRINITY UNIVERSITY	3	5	5	5	5	5	5	5	5	5	5	5	5	5
TEX UNIVERSITY OF DALLAS	7	30	30	30	30	30	30	30	30	30	30	30	30	30
TEX UNIVERSITY OF HOUSTON	60	96	96	96	96	96	96	96	96	96	96	96	96	96
TEX UNIV TEXAS AT AUSTIN	13	13	13	13	13	13	13	13	13	13	13	13	13	13
TEX UNIV OF TEXAS AT EL PASO	2	2	2	2	2	2	2	2	2	2	2	2	2	2
TEX WEST TEXAS STATE UNIV	33	37	37	37	37	37	37	37	37	37	37	37	37	37
UTAH BRIGHAM YOUNG UNIVERSITY	1	1	1	1	1	1	1	1	1	1	1	1	1	1
UTAH COLLEGE OF SOUTHERN UTAH	9	13	13	13	13	13	13	13	13	13	13	13	13	13
UTAH UNIV OF UTAH	14	18	18	18	18	18	18	18	18	18	18	18	18	18
UTAH UNIV ST UNIV MAIN CAMPUS	3	2	2	2	2	2	2	2	2	2	2	2	2	2
UTAH WEBER STATE COLLEGE	2	1	1	1	1	1	1	1	1	1	1	1	1	1
UTAH WESTMINSTER COLLEGE	6	8	8	8	8	8	8	8	8	8	8	8	8	8
VT GODDARD COLLEGE	1	1	1	1	1	1	1	1	1	1	1	1	1	1
VT JOHNSON STATE COLLEGE	1	1	1	1	1	1	1	1	1	1	1	1	1	1
VT WARREN COLLEGE	1	1	1	1	1	1	1	1	1	1	1	1	1	1
VT UNIV OF VT & ST AGRIC COL	1	1	1	1	1	1	1	1	1	1	1	1	1	1
VT WINDHAM COLLEGE	7	4	4	4	4	4	4	4	4	4	4	4	4	4
VA COL WM & MARY MAIN CAMPUS	6	17	17	17	17	17	17	17	17	17	17	17	17	17
VA HAPPTON INSTITUTE	3	6	6	6	6	6	6	6	6	6	6	6	6	6
VA HOLLINS COLLEGE	31	8	8	8	8	8	8	8	8	8	8	8	8	8
VA LONGWOOD COLLEGE	1	2	2	2	2	2	2	2	2	2	2	2	2	2
VA LYNCHBURG COLLEGE	1	1	1	1	1	1	1	1	1	1	1	1	1	1
VA MADISON COLLEGE	1	2	2	2	2	2	2	2	2	2	2	2	2	2
VA MARY HALEM COLLEGE	7	7	7	7	7	7	7	7	7	7	7	7	7	7
VA OLD DOMINION COLLEGE	3	5	5	5	5	5	5	5	5	5	5	5	5	5
VA RANDOLPH MACON COLLEGE	1	1	1	1	1	1	1	1	1	1	1	1	1	1
VA RANDOLPH MACON WOMANS COL	20	20	20	20	20	20	20	20	20	20	20	20	20	20
VA STRATFORD COLLEGE	1	1	1	1	1	1	1	1	1	1	1	1	1	1
VA SWEET SPRING COLLEGE	16	16	16	16	16	16	16	16	16	16	16	16	16	16
VA UNIV OF VA MARY WASH COL	27	27	27	27	27	27	27	27	27	27	27	27	27	27
VA UNIV VIRGINIA MAIN CAMPUS	7	7	7	7	7	7	7	7	7	7	7	7	7	7
VA VIRGINIA POLY INSTITUTE	2	2	2	2	2	2	2	2	2	2	2	2	2	2
VA VA STATE COL NORFOLK DIV	1	1	1	1	1	1	1	1	1	1	1	1	1	1
VA WASHINGTON & LEE UNIV	6	6	6	6	6	6	6	6	6	6	6	6	6	6
WASH CENTRAL WASHINGTON ST COL	7	9	9	9	9	9	9	9	9	9	9	9	9	9
WASH EASTERN WASHINGTON ST COL	12	12	12	12	12	12	12	12	12	12	12	12	12	12
WASH FT WRIGHT COL HOLY NAMES	5	5	5	5	5	5	5	5	5	5	5	5	5	5
WASH GONZAGA UNIVERSITY	7	7	7	7	7	7	7	7	7	7	7	7	7	7
WASH PACIFIC LUTHERAN UNIV	3	3	3	3	3	3	3	3	3	3	3	3	3	3
WASH ST MARTIN'S COLLEGE	3	2	2	2	2	2	2	2	2	2	2	2	2	2
WASH SEATTLE PACIFIC COLLEGE	5	9	9	9	9	9	9	9	9	9	9	9	9	9
WASH SEATTLE UNIVERSITY	11	36	36	36	36	36	36	36	36	36	36	36	36	36
WASH UNIV OF PUGET SOUND	4	4	4	4	4	4	4	4	4	4	4	4	4	4
WASH UNIVERSITY OF WASHINGTON	2	2	2	2	2	2	2	2	2	2	2	2	2	2
WASH WESTERN WASHINGTON ST COL	1	1	1	1	1	1	1	1	1	1	1	1	1	1
WASH WHITMAN COLLEGE	2	2	2	2	2	2	2	2	2	2	2	2	2	2
WASH WHITWORTH COLLEGE	1	1	1	1	1	1	1	1	1	1	1	1	1	1
W VA BETHANY COLLEGE	1	1	1	1	1	1	1	1	1	1	1	1	1	1
W VA BLUEFIELD STATE COLLEGE	3	3	3	3	3	3	3	3	3	3	3	3	3	3
W VA CONCORD COLLEGE	1	1	1	1	1	1	1	1	1	1	1	1	1	1

TABLE 4.--BACHELOR'S, MASTER'S, AND DOCTOR'S DEGREES CONFERRED IN INSTITUTIONS OF HIGHER EDUCATION, BY SEX OF STUDENT, FIELD OF STUDY, STATE OR OTHER AREA, AND INSTITUTION: AGGREGATE UNITED STATES, 1968-69 --CONTINUED

FIELD OF STUDY, STATE OR OTHER AREA, AND INSTITUTION	BACHELOR'S DEGREES REQUIRING 4 OR 5 YEARS		MASTER'S DEGREES		DOCTOR'S DEGREES (PH.D., ED.D., ETC.)	
	1	2	4	5	6	7
	2	3	MEN	WOMEN	MEN	WOMEN
MUSIC, SACRED MUSIC	(CONTINUED)					
ARTZ GRANT CANYON COLLEGE	1					
ARTZ ARIZONA STATE UNIVERSITY	7	12				
ARTZ UNIVERSITY OF ARIZONA	3		5	1	2	
ARK ARKANSAS POLYTECHNIC COL	1	1				
ARK HENDERSON STATE COLLEGE	1	4				
ARK HENRIK COLLEGE	1	2				
ARK JOHN BROWN UNIVERSITY	6					
ARK LITTLE ROCK UNIVERSITY	1					
ARK QUACHITA BAPTIST UNIV	1		1	1		
ARK UNIV ARK MAIN CAMPUS	11		3	3		
CAL AZUSA PACIFIC COLLEGE	4	10				
CAL BEHANY BIBLE COLLEGE	1	4				
CAL BFLA COLLEGE	2	2				
CAL CALIFORNIA BAPTIST COL	2	1				
CAL CALIF INST OF THE ARTS	4	3				
CAL CALIFORNIA LUTHERAN COL	2	3				
CAL CALIF STATE COL FULLERTON	14	14				
CAL CALIFORNIA ST COL HAYWARD	7	11				
CAL CALIF STATE COL LONG BEACH	26	26				
CAL CALIF STATE COL LOS ANGLS	23	31				
CAL CAL ST COL SAN BERNARDINO	3	3				
CAL FRESNO ST COL MAIN CAMPUS	14	17				
CAL HUMBOLDT STATE COLLEGE	4	6				
CAL SACRAMENTO STATE COLLEGE	8	7				
CAL SAN DIEGO ST COL MAIN CAMPUS	11	11				
CAL SAN FERNANDO VLY ST COL	12	12				
CAL SAN FRANCISCO STATE COL	25	27				
CAL SAN JOSE STATE COLLEGE	24	34				
CAL SONOMA STATE COLLEGE	1	2				
CAL STANISLAUS STATE COLLEGE	2	4				
CAL CHAPMAN COLLEGE	4	2				
CAL CLAREMONT UNIV CENTER	4	2				
CAL PITZER COLLEGE	1	1				
CAL POMONA COLLEGE	3	1				
CAL SCRIPTS COLLEGE	1	1				
CAL COL OF THE HOLY NAMES	6	6				
CAL COLLEGE OF NITRE NAME	2	2				
CAL AMERICAN COL SAN RAFAEL	1	2				
CAL GOLDEN GATE BAPT THEOL SEM	2	1				
CAL INMACULATE HEART COLLEGE	3	11				
CAL LA VERNE COLLEGE	2	4				
CAL LOMA LINDA U ALL CAMPUSES	2	4				
CAL LA HABRA COL & THIFUL SFM	1	1				
CAL MILLS COLLEGE	7	7				
CAL MOUNT ST MARYS COLLEGE	1	9				
CAL OCCIDENTAL COLLEGE	5	11				
CAL PACIFIC COLLEGE	2	4				
CAL PACIFIC UNION COLLEGE	1	1				
CAL PEPPERDINE COLLEGE	3	3				
CAL SAN FRANCISCO COL WOMEN	9	7				
CAL SAN FRANCISCO GMS MUSIC	1	1				
CAL SIMPSON P RLE COLLEGE	1	1				
CAL STANFORD UNIVERSITY	2	10	5	7	3	4
MUSIC, SACRED MUSIC	(CONTINUED)					
CAL US INTERNATIONAL UNIV						
CAL U OF CAL BERKELEY	1					
CAL U OF CAL DAVIS	9	23				
CAL U OF CAL IRVINE	3					
CAL U OF CAL LOS ANGELES	2	4				
CAL U OF CAL LOS ANGELES	33	25				
CAL U OF CAL RIVERSIDE	2					
CAL U OF CAL SAN DIEGO	3					
CAL U OF CAL SANTA BARBARA	1					
CAL UNIVERSITY OF THE PACIFIC	6	6				
CAL UNIVERSITY OF REDLANDS	4	1				
CAL UNIVERSITY OF REDLANDS	9	4				
CAL U SAN DIEGO COL FOR WOMEN	2					
CAL UNIV OF SAN FRANCISCO	1					
CAL UNIV OF STHRN CALIFORNIA	15	17				
CAL WSTRN BAPT COL & THEN SFM	2	2				
CAL WESTMONT COLLEGE	1	1				
CAL WHITTIER COLLEGE	5	9				
CAL ADAMS STATE COLLEGE	3	2				
CAL COLORADO COLLEGE	1	6				
CAL COLORADO STATE COLLEGE	4	3				
CAL COLORADO STATE UNIVERSITY	3	1				
CAL FORT LEWIS COLLEGE	1	1				
CAL LORFOTO HEIGHTS COLLEGE	4					
CAL SOUTHERN COLORADO ST COL	6	2				
CAL TEMPLE RUFFL COLLEGE	1	1				
CAL UNIV GOLD ALL CAMPUSES	20	28				
CAL UNIVERSITY OF NEWER CONN CONNECTICUT COLLEGE	2	7				
CAL TRINITY COLLEGE	1	7				
CAL UNIVERSITY OF BRIDGEPORT	1					
CAL UNIV CONN ALL CAMPUSES	2	5				
CAL WESLEYAN UNIVERSITY	5					
CAL WESTERN CONN ST COLLEGE	1	3				
CAL YALE UNIVERSITY	11	3				
DEL UNIVERSITY OF DELAWARE	3	3				
D C AMERICAN UNIVERSITY	2	6				
D C CATHOLIC UNIV OF AMERICA	4	12				
D C DUMMARION COL HOLY CROSS	1	1				
D C GEORGE WASHINGTON UNIV	1	1				
D C HOWARD UNIVERSITY	3	7				
FLA BARRY COLLEGE	1	1				
FLA FLORIDA PRESBYTERIAN COL	1					
FLA JACKSONVILLE UNIVERSITY	4	3				
FLA ROLLINS COL ALL CAMPUSES	2	2				
FLA FLORIDA ATLANTIC UNIV	1	2				
FLA FLORIDA STATE UNIVERSITY	14	14				
FLA UNIVERSITY OF FLORIDA	1	2				
FLA UNIV OF SOUTH FLORIDA	4	3				
FLA UNIV OF WEST FLORIDA	2	2				
FLA STETSON UNIVERSITY	9	4				
FLA UNIVERSITY OF MIAMI	12	9				
FLA UNIVERSITY OF TAMPA	1	2				
GA AGNES SCOTT COLLEGE	1	2				
GA ALBANY STATE COLLEGE	1	2				
GA AUGUSTA COLLEGE	3	3				

TABLE 4.—BACHELOR'S, MASTER'S, AND DOCTOR'S DEGREES CONFERRED IN INSTITUTIONS OF HIGHER EDUCATION, BY SEX OF STUDENT, FIELD OF STUDY, STATE OR OTHER AREA, AND INSTITUTIONS: AGGREGATE UNITED STATES, 1968-69 --CONTINUED

FIELD OF STUDY, STATE OR OTHER AREA, AND INSTITUTION	BACHELOR'S DEGREES REQUIRING 4 OR 5 YEARS				MASTER'S DEGREES				DOCTOR'S DEGREES (PH.D., ED.D., ETC.)			
	MEN		WOMEN		MEN		WOMEN		MEN		WOMEN	
	2	3	4	5	6	7	8	9	10	11	12	13
MUSIC, SACRED MUSIC	(CONTINUED)											
GA PERRY COLLEGE	2	2	—	—	—	—	—	—	—	—	—	—
GA GOVERNMENT COLLEGE	—	—	—	—	—	—	—	—	—	—	—	—
GA FLOYD UNIV ALL CAMPUSES	2	2	—	—	—	—	—	—	—	—	—	—
GA GEORGIA COLLEGE	2	2	—	—	—	—	—	—	—	—	—	—
GA GEORGIA SOUTHERN COLLEGE	1	1	—	—	—	—	—	—	—	—	—	—
GA GEORGIA STATE COLLEGE	2	2	—	—	—	—	—	—	—	—	—	—
GA MERCER UNIV ALL CAMPUSES	2	—	—	—	—	—	—	—	—	—	—	—
GA MOREHOUSE COLLEGE	1	—	—	—	—	—	—	—	—	—	—	—
GA SHORTELL COLLEGE	3	1	—	—	—	—	—	—	—	—	—	—
GA SPELMAN COLLEGE	4	—	—	—	—	—	—	—	—	—	—	—
GA TIFT COLLEGE	—	1	—	—	—	—	—	—	—	—	—	—
GA TOCCOA FALLS INSTITUTE	3	—	—	—	—	—	—	—	—	—	—	—
GA UNIVERSITY OF GEORGIA	4	—	3	—	—	—	—	—	—	—	—	—
GA VALDOSTA STATE COLLEGE	2	—	—	—	—	—	—	—	—	—	—	—
GA WESLEYAN COLLEGE	5	—	—	—	—	—	—	—	—	—	—	—
HAWAII CAMPUS COLLEGE OF HAWAII	—	1	—	—	—	—	—	—	—	—	—	—
HAWAII UNIV HAWAII MAIN CAMPUS	6	—	2	—	9	—	—	—	—	—	—	—
IDA POLSE STATE COLLEGE	1	—	—	—	—	—	—	—	—	—	—	—
IDA TARRANT STATE UNIVERSITY	2	—	—	—	—	—	—	—	—	—	—	—
IDA WORTHWEST NAZARENE COL	1	—	—	—	—	—	—	—	—	—	—	—
ILL AMERICAN CONS. OF MUSIC	13	14	6	5	1	—	—	—	—	—	—	—
ILL AUGUSTANA COLLEGE	2	1	—	—	—	—	—	—	—	—	—	—
ILL ARDRA COLLEGE	1	—	—	—	—	—	—	—	—	—	—	—
ILL RAPAT COL OF SACRED HEART	1	—	—	—	—	—	—	—	—	—	—	—
ILL BRADLEY UNIVERSITY	1	—	—	—	—	—	—	—	—	—	—	—
ILL CHICAGO CONSERVATORY COL	5	—	1	—	—	—	—	—	—	—	—	—
ILL COLLEGE OF ST FRANCIS	3	—	—	—	—	—	—	—	—	—	—	—
ILL DEPAUL UNIVERSITY	3	4	2	—	6	—	—	—	—	—	—	—
ILL EASTERN ILLINOIS UNIV	1	—	2	—	1	—	—	—	—	—	—	—
ILL ELMHURST COLLEGE	1	—	—	—	—	—	—	—	—	—	—	—
ILL GRAPPIVILL COLLEGE	1	—	—	—	—	—	—	—	—	—	—	—
ILL ILLINOIS WESLEYAN UNIV	3	5	1	—	—	—	—	—	—	—	—	—
ILL KNOX COLLEGE	1	1	—	—	—	—	—	—	—	—	—	—
ILL LAKE FOREST COLLEGE	1	—	—	—	—	—	—	—	—	—	—	—
ILL LINCOLN CHRISTIAN COLLEGE	3	1	—	—	—	—	—	—	—	—	—	—
ILL MCKENDREE COLLEGE	1	—	—	—	—	—	—	—	—	—	—	—
ILL MOODY GIRL INSTITUTE	—	1	—	—	—	—	—	—	—	—	—	—
ILL MUNDLEIN COLLEGE	—	7	—	—	—	—	—	—	—	—	—	—
ILL NORTH CENTRAL COLLEGE	1	1	—	—	—	—	—	—	—	—	—	—
ILL NORTHEASTERN ILL ST COL	2	1	—	—	—	—	—	—	—	—	—	—
ILL NORTHERN ILLINOIS UNIV	1	2	7	1	—	—	—	—	—	—	—	—
ILL NORTH PARK COL & THEO SEM	—	2	—	—	—	—	—	—	—	—	—	—
ILL NORTHWESTERN UNIVERSITY	10	8	49	39	11	1	—	—	—	—	—	—
ILL OLIVET NAZARENE COLLEGE	1	—	—	—	—	—	—	—	—	—	—	—
ILL PRINCIPALIA COLLEGE	3	4	—	—	—	—	—	—	—	—	—	—
ILL ROOSEVELT UNIVERSITY	6	4	4	—	4	—	—	—	—	—	—	—
ILL ROSARY COLLEGE	—	1	—	—	4	—	—	—	—	—	—	—
ILL ST PROCOPIUS COLLEGE	1	1	—	—	—	—	—	—	—	—	—	—
ILL ST XAVIER COLLEGE	—	3	—	—	—	—	—	—	—	—	—	—
ILL SHERMANN MUSIC SCHOOL	3	3	—	—	2	—	—	—	—	—	—	—
ILL SOUTHERN ILL UNIV MAIN CAMPUS	13	19	10	10	—	—	—	—	—	—	—	—
ILL TRINITY COLLEGE	—	1	—	—	—	—	—	—	—	—	—	—
ILL UNIVERSITY OF CHICAGO	5	2	2	—	1	—	—	—	—	—	—	—

249



TABLE 4.--BACHELOR'S, MASTER'S, AND DOCTOR'S DEGREES CONFERRED IN INSTITUTIONS OF HIGHER EDUCATION, BY SEX OF STUDENT, FIELD OF STUDY, STATE OR OTHER AREA, AND INSTITUTION: AGGREGATE UNITED STATES, 1968-69 --CONTINUED

FIELD OF STUDY, STATE OR OTHER AREA, AND INSTITUTION	BACHELOR'S DEGREES REQUIRING 4 OR 5 YEARS		MASTER'S DEGREES		DOCTOR'S DEGREES (PH.D., ED.D., ETC.)		BACHELOR'S DEGREES REQUIRING 4 OR 5 YEARS		MASTER'S DEGREES		DOCTOR'S DEGREES (PH.D., ED.D., ETC.)		
	1	2	3	4	5	6	7	MEN	WOMEN	MEN	WOMEN	MEN	WOMEN
	(CONTINUED)												
MUSIC, SACRED MUSIC	(CONTINUED)												
MO UNIV MISSOURI AT KANS CITY	3	12	8	5	5	5	1	1	1	1	1	1	
MO WASHINGTON UNIVERSITY	4	4	2	2	4	2	1	1	1	1	1	1	
MO WEBSTER COLLEGE	4	3	1	1	1	1	1	1	1	1	1	1	
MO WESTMINSTER COLLEGE	1	1	1	1	1	1	1	1	1	1	1	1	
MO WILLIAM WOODS COLLEGE	1	1	1	1	1	1	1	1	1	1	1	1	
MONT ROCKY MOUNTAIN COLLEGE	1	1	1	1	1	1	1	1	1	1	1	1	
MONT UNIVERSITY OF MONTANA	3	5	1	1	1	1	1	1	1	1	1	1	
NEBR CONCORDIA TEACHERS COL	6	20	1	1	1	1	1	1	1	1	1	1	
NEBR DRAME COLLEGE	1	1	1	1	1	1	1	1	1	1	1	1	
NEBR HASTINGS COLLEGE	2	3	1	1	1	1	1	1	1	1	1	1	
NEBR MIDLAND LUTHERAN COLLEGE	1	1	1	1	1	1	1	1	1	1	1	1	
NEBR NEBRASKA LUTHERAN UNIV	1	1	1	1	1	1	1	1	1	1	1	1	
NEBR UNIV NEBRASKA MAIN CAMPUS	10	6	1	1	1	1	1	1	1	1	1	1	
NEBR UNIV NEBRASKA AT OMAHA	1	6	1	1	1	1	1	1	1	1	1	1	
NEV NEVADA SOUTHERN UNIV	2	1	1	1	1	1	1	1	1	1	1	1	
NEV UNIVERSITY OF NEVADA	6	6	1	1	1	1	1	1	1	1	1	1	
NH DARTMOUTH COLLEGE	9	6	1	1	1	1	1	1	1	1	1	1	
NH RYDER COLLEGE	1	6	1	1	1	1	1	1	1	1	1	1	
NH UNIV OF NEW HAMPSHIRE	3	5	1	1	1	1	1	1	1	1	1	1	
NH UNIV N H PLIMOUTH ST COL	1	2	1	1	1	1	1	1	1	1	1	1	
NJ COLLEGE OF ST FLIZARETH	2	3	1	1	1	1	1	1	1	1	1	1	
NJ DREW UNIVERSITY	1	5	1	1	1	1	1	1	1	1	1	1	
NJ GEORGIN COURT COLLEGE	1	1	1	1	1	1	1	1	1	1	1	1	
NJ MTWATERN COL RISLE INST	2	2	1	1	1	1	1	1	1	1	1	1	
NJ PRINCETON UNIVERSITY	5	15	4	2	5	5	1	1	1	1	1	1	
NJ RUTGERS THE ST U ALL CAM	1	1	1	1	1	1	1	1	1	1	1	1	
NJ ST PETERS COLLEGE	1	1	1	1	1	1	1	1	1	1	1	1	
NJ SHELTON COLLEGE	1	1	1	1	1	1	1	1	1	1	1	1	
NJ TRENTON STATE COLLEGE	15	15	1	1	1	1	1	1	1	1	1	1	
NJ UPSALA COLLEGE	5	5	1	1	1	1	1	1	1	1	1	1	
NJ WESTMINSTER CHOIR COLLEGE	21	26	1	1	1	1	1	1	1	1	1	1	
NM EASTERN NEW MEX U ALL CAM	1	1	1	1	1	1	1	1	1	1	1	1	
NM NEW MEX ST U ALL CAMPUSES	1	1	1	1	1	1	1	1	1	1	1	1	
NM UNIV OF ALBUQUERQUE	1	1	1	1	1	1	1	1	1	1	1	1	
NM UNIVERSITY OF NEW MEXICO	3	5	2	2	2	2	1	1	1	1	1	1	
NY ADELPHI UNIVERSITY	2	1	1	1	1	1	1	1	1	1	1	1	
NY ALFRED UNIV ALL CAMPUSES	1	2	1	1	1	1	1	1	1	1	1	1	
NY BARD COLLEGE	3	7	1	1	1	1	1	1	1	1	1	1	
NY CUNY BROOKLYN COLLEGE	4	3	4	2	4	2	1	1	1	1	1	1	
NY CUNY CITY COLLEGE	11	8	2	2	4	4	1	1	1	1	1	1	
NY CUNY HUNTER COLLEGE	7	23	4	4	4	4	1	1	1	1	1	1	
NY CUNY LEHMAN COLLEGE	8	17	7	7	7	7	1	1	1	1	1	1	
NY CUNY QUEENS COLLEGE	14	9	1	1	1	1	1	1	1	1	1	1	
NY COLUMBIA UNIV MAIN DIV	13	2	4	5	3	3	4	4	4	4	4	4	
NY COLUMBIA UNIV BARNARD COL	11	11	1	1	1	1	1	1	1	1	1	1	
NY CORNELL UNIV ALL CAMPUSES	4	1	1	1	1	1	1	1	1	1	1	1	
NY ELMIRA COLLEGE	1	1	1	1	1	1	1	1	1	1	1	1	
NY HOBART & WM SMITH COLLEGE	5	1	1	1	1	1	1	1	1	1	1	1	
NY HOFSTRA UNIVERSITY	4	5	1	1	1	1	1	1	1	1	1	1	
NY HOUGHTON COLLEGE	3	5	1	1	1	1	1	1	1	1	1	1	
NY ITHACA COLLEGE	6	9	3	3	3	3	1	1	1	1	1	1	
NY JFWISH THEOL SEM OF AMER	2	1	1	1	1	1	1	1	1	1	1	1	
NY JUILLIARD SCHOOL OF MUSIC	62	39	48	37	37	37	1	1	1	1	1	1	



TABLE 4.--BACHELOR'S, MASTER'S, AND DOCTOR'S DEGREES CONFERRED IN INSTITUTIONS OF HIGHER EDUCATION, BY SEX OF STUDENT, FIELD OF STUDY, STATE OR OTHER AREA, AND INSTITUTION: AGGREGATE UNITED STATES, 1968-69 --CONTINUED

FIELD OF STUDY, STATE OR OTHER AREA, AND INSTITUTION	BACHELOR'S DEGREES REQUIRING 4 OR 5 YEARS		MASTER'S DEGREES		DOCTOR'S DEGREES (PH.D., ED.D., ETC.)		BACHELOR'S DEGREES REQUIRING 4 OR 5 YEARS		MASTER'S DEGREES		DOCTOR'S DEGREES (PH.D., ED.D., ETC.)			
	1	2	3	4	5	6	7	1	2	3	4	5	6	7
	MEN	WOMEN	MEN	WOMEN	MEN	WOMEN	MEN	MEN	WOMEN	MEN	WOMEN	MEN	WOMEN	MEN
MUSIC, SACRED MUSIC														
OHIO COLLEGE OF WOOSTER	2	5								5				
OHIO DENISON UNIVERSITY	2	7							1	1				
OHIO FINDLAY COLLEGE	2	1												
OHIO HEBREW UNION COL ALL CAM	2	4							6	1	3	6		
OHIO HIRAM COLLEGE	2	4								4				
OHIO KENT ST UNIV MAIN CAMPUS	4	3							4					
OHIO LAXF ERIE COLLEGE	1	1							2	1				
OHIO MALONE COLLEGE	1	2							1	2				
OHIO MARIETTA COLLEGE	2	2							1	1				
OHIO MIAMI UNIV ALL CAMPUSES	6	6							1	2				
OHIO MOUNT UNION COLLEGE	2	2							1					
OHIO OBERLIN COLLEGE	29	33							1					
OHIO OHIO NTHRN U ALL CAMPUSES	7	9												
OHIO OHIO ST UNIV ALL CAMPUSES	7	6							15	16	3			
OHIO OHIO UNIV ALL CAMPUSES	3	8							5	1				
OHIO OHIO WESLEYAN UNIVERSITY	3	9												
OHIO OTTERRA IN COLLEGE	1	1												
OHIO OUR LADY OF CINCINN COL	1	1												
OHIO UNIVERSITY OF AKRON	1	2												
OHIO U CINCINNATI MAIN CAMPUS	23	36							6	8	5	2		
OHIO UNIVERSITY OF DAYTON	2	3												
OHIO URSULINE COLLEGE	1	3												
OHIO WESTERN COLLEGE FOR WOMEN	2	2												
OHIO KITTIFRAG UNIVERSITY	2	2							3	1				
OHIO WRIGHT STATE UNIVERSITY	4	4												
OKLA BETHANY NAZARENE COLLEGE														
OKLA CENTRAL STATE COLLEGE	1	1												
OKLA LANGSTON UNIVERSITY	1	1												
OKLA NORTHWESTERN STATE COL	1	1												
OKLA OKLAHOMA BAPTIST UNIV	11	1												
OKLA OKLAHOMA CITY UNIVERSITY	1	1												
OKLA OKLA COL OF LIBERAL ARTS	2	3												
OKLA OKLA ST UNIV MAIN CAMPUS	1	1												
OKLA ORAL ROBERTS UNIVERSITY	1	1												
OKLA PHILLIPS UNIVERSITY	1	1												
OKLA SOUTHWESTERN STATE COL	1	1												
OKLA UNIV OKLA ALL CAMPUSES	12	16							8	9				
OKLA UNIVERSITY OF TULSA	4	6							5	1				
OREG CASCADE COLLEGE	2	1												
OREG LEWIS & CLARK COLLEGE	2	4							1	1				
OREG MARYLHURST COLLEGE	1	1												
OREG OREGON STATE UNIVERSITY	1	6												
OREG PORTLAND STATE COLLEGE	1	1												
OREG REED COLLEGE	1	1												
OREG UNIV OREGON MAIN CAMPUS	19	19							21	8	2			
OREG UNIVERSITY OF OREGON	1	1							1	2				
OREG WILLAMETTE UNIVERSITY	1	5												
PA ALLEGHENY COLLEGE	1	2												
PA BAPTIST BIBLE SEMINARY	1	3												
PA REAVER COLLEGE	1	1												
PA BRYN MAWR COLLEGE	1	2												
PA RICKWELL UNIVERSITY	1	1												
PA CARNEGIE-MELLON UNIV	11	12							4	3				

(CONTINUED)

MUSIC, SACRED MUSIC

MUSIC, SACRED MUSIC

(CONTINUED)

MUSIC, SACRED MUSIC

TABLE 4.--BACHELOR'S, MASTER'S, AND DOCTOR'S DEGREES CONFERRED IN INSTITUTIONS OF HIGHER EDUCATION, BY SEX OF STUDENT, FIELD OF STUDY, STATE OR OTHER AREA, AND INSTITUTION: AGGREGATE UNITED STATES, 1968-69 --CONTINUED

FIELD OF STUDY, STATE OR OTHER AREA, AND INSTITUTION	BACHELOR'S DEGREES REQUIRING 4 OR 5 YEARS		MASTER'S DEGREES		DOCTOR'S DEGREES (PH.D., ED.D., ETC.)		
	1	2	3	4	5	6	7
	1	2	3	4	5	6	7
MUSIC, SACRED MUSIC							
TENN FISK UNIVERSITY	1	2					
TENN FREE WILL BAPT BIBLE COL	1	1					
TENN GEORGE PEABODY COL TCHRS	2	2					
TENN LANE COLLEGE	2	4					
TENN MARYVILLE COLLEGE	2	4					
TENN MEMPHIS STATE UNIVERSITY	6	7	2	4			
TENN MIDDLE TENNESSEE ST UNIV	1	2					
TENN HILLIGAN COLLEGE INC.	1	2					
TENN SOUTHERN MISSIONARY COL	1	2					
TENN SOUTHWESTERN AT MEMPHIS	1	3					
TENN TENNESSEE TEMPLE COLLEGE	8	5					
TENN TENN WESLEYAN COLLEGE	1	1					
TENN TREVECCA NAZARENE COLLEGE	1	6					
TENN UNION UNIVERSITY	6	9	2	2			
TENN UNIV OF TENN ALL CAMPUSES	1	1					
TEX AUSTIN COLLEGE	1	1					
TEX BAYLOR UNIV MAIN CAMPUS	8	5	3	4			
TEX DOMINICAN COLLEGE	2	2					
TEX EAST TEXAS BAPTIST COL	3	3					
TEX EAST TEXAS STATE UNIV	5	6	3	2			
TEX GULF COAST BIBLE COLLEGE	1	1					
TEX HARDIN SIMMONS UNIVERSITY	2	1					
TEX HOUSTON BAPTIST COLLEGE	1	1					
TEX INCARNATE WORD COLLEGE	1	1					
TEX MIDWESTERN UNIVERSITY	1	1					
TEX NORTH TEXAS STATE UNIV	27	6	6	3			
TEX SOUTHERN METHODIST UNIV	1	11	3	7			
TEX SOUTHWESTERN UNIVERSITY	2	3					
TEX TEXAS A & I UNIVERSITY	1	1					
TEX TEXAS CHRISTIAN UNIV	4	9	2	1			
TEX TEX TECH UNIV MAIN CAMPUS	1	1					
TEX TEXAS TECHNOLOGICAL COL	3	4					
TEX TEXAS WOMANS UNIVERSITY	8	7	6	5			
TEX UNIVERSITY OF HOUSTON	1	1					
TEX UNIVERSITY OF ST THOMAS	1	1					
UTAH BRIGHAM YOUNG UNIVERSITY	19	33	12	5	6	1	
UTAH COLLEGE OF TEXAS AT EL PASO	1	6					
UTAH WEST TEXAS STATE UNIV	2	4	4	3			
UTAH WILEY COLLEGE	2	2					
UTAH BRIGHAM YOUNG UNIVERSITY	20	32	5	1			
UTAH COLLEGE OF SOUTHERN UTAH	1	4					
UTAH UNIV OF UTAH	4	4	3	2			
UTAH UNIV OF UTAH MAIN CAMPUS	9	2	5	1			
UTAH WEBER STATE COLLEGE	3	2					
UTAH WESTMINSTER COLLEGE	2	2					
VT BONDARD COLLEGE	1	7					
VT GONDARD COLLEGE	1	1					
VT MARLBORO COLLEGE	3	2					
VT MIDDLEBURY COLLEGE	1	1					
VT UNIV OF VT & ST ABRIC COL	1	3	2	2			
VT WINDHAM COLLEGE	1	1					
VA COL WM & MARY MAIN CAMPUS	1	1					
VA HOLLINS COLLEGE	5	5					
VA LYNCHBURG COLLEGE	4	4					

TABLE 4.--BACHELOR'S, MASTER'S, AND DOCTOR'S DEGREES CONFERRED IN INSTITUTIONS OF HIGHER EDUCATION, BY SEX OF STUDENT, FIELD OF STUDY, STATE OR OTHER AREA, AND INSTITUTION: AGGREGATE UNITED STATES, 1968-69 --CONTINUED

FIELD OF STUDY, STATE OR OTHER AREA, AND INSTITUTION	BACHELOR'S DEGREES REQUIRING 4 OR 5 YEARS		MASTER'S DEGREES		DOCTOR'S DEGREES (PH.D., ED.D., ETC.)		BACHELOR'S DEGREES REQUIRING 4 OR 5 YEARS		MASTER'S DEGREES		DOCTOR'S DEGREES (PH.D., ED.D., ETC.)			
	1	2	3	4	5	6	7	1	2	3	4	5	6	7
	Men	Women	Men	Women	Men	Women	Men	Women	Men	Women	Men	Women	Men	Women
(CONTINUED)														
SPEECH AND DRAMATIC ARTS														
ALAS ALASKA METHODIST UNIV	1	4	-	-	-	-	-	7	11	-	-	-	2	1
ALAS U OF ALAS ALL CAMPUSES	19	30	-	-	-	-	6	11	-	-	-	-	-	-
ARIZ ARIZONA STATE UNIVERSITY	1	6	-	-	-	-	9	40	5	7	-	-	-	-
ARIZ NORTHERN ARIZONA UNIV	17	38	-	-	-	-	-	-	4	4	-	-	-	-
ARIZ UNIVERSITY OF ARIZONA	3	1	-	-	-	-	9	11	11	13	-	-	-	-
ARK ARKANSAS A & M COLLEGE	1	3	-	-	-	-	-	1	-	-	-	-	-	-
ARK ARKANSAS A & M COL	1	3	-	-	-	-	-	3	3	-	-	-	-	-
ARK ARKANSAS COLLEGE	1	3	-	-	-	-	4	17	6	4	-	-	3	-
ARK ARK ST UNIV ALL CAMPUSES	3	3	-	-	-	-	4	1	1	-	-	-	-	-
ARK COLLEGE OF THE OZARKS	-	2	-	-	-	-	4	5	-	1	-	-	-	-
ARK HARDING COL MAIN CAMPUS	1	3	-	-	-	-	7	-	-	1	-	-	-	-
ARK HENDERSON STATE COLLEGE	12	10	-	-	-	-	4	4	4	4	-	-	-	-
ARK HENDRIX COLLEGE	2	2	-	-	-	-	4	4	4	4	-	-	-	-
ARK LITTLE ROCK UNIVERSITY	2	2	-	-	-	-	4	5	-	1	-	-	-	-
ARK NUACHITA BAPTIST UNIV	2	3	-	-	-	-	7	-	-	1	-	-	-	-
ARK SOUTHERN STATE COLLEGE	-	2	-	-	-	-	20	24	7	5	-	-	-	-
ARK UNIV ARK MAIN CAMPUS	10	21	-	-	-	-	6	16	1	1	-	-	-	-
CAL AZUSA PACIFIC COLLEGE	1	1	-	-	-	-	-	3	3	-	-	-	-	-
CAL RYLA COLLEGE	4	3	-	-	-	-	-	8	5	-	-	-	-	-
CAL CALIFORNIA LUTHERAN COL	24	24	-	-	-	-	2	21	8	10	-	-	2	1
CAL CALIF STATE CCL FULLERTON	55	70	-	-	-	-	7	15	17	24	-	-	9	2
CAL CALIFORNIA ST COL HAYWARD	50	62	-	-	-	-	1	1	1	1	-	-	-	-
CAL CALIF STATE COL LONG BEACH	18	41	-	-	-	-	-	3	-	-	-	-	-	-
CAL CALIF STATE COL LOS ANGLS	16	19	-	-	-	-	-	3	-	-	-	-	-	-
CAL CHICO STATE COLLEGE	23	51	-	-	-	-	8	5	-	-	-	-	-	-
CAL FRESNO ST COL MAIN CAMPUS	16	12	-	-	-	-	2	2	2	2	-	-	-	-
CAL HUMBOLDT STATE COLLEGE	35	41	-	-	-	-	7	7	7	7	-	-	-	-
CAL SACRAMENTO STATE COLLEGE	27	55	-	-	-	-	1	1	1	1	-	-	-	-
CAL SAN DIEGO ST COL MAIN CAM	32	44	-	-	-	-	9	9	9	9	-	-	-	-
CAL SAN FERNANDO VLY ST COL	41	48	-	-	-	-	4	4	4	4	-	-	-	-
CAL SAN FRANCISCO STATE COL	25	27	-	-	-	-	6	6	6	6	-	-	-	-
CAL SAN JOSE STATE COLLEGE	7	7	-	-	-	-	7	7	7	7	-	-	-	-
CAL STANTISLAUS STATE COLLEGE	1	2	-	-	-	-	6	6	6	6	-	-	-	-
CAL CHAPMAN COLLEGE	-	1	-	-	-	-	13	13	13	13	-	-	-	-
CAL PITZER COLLEGE	5	3	-	-	-	-	1	1	1	1	-	-	-	-
CAL POMONA COLLEGE	-	1	-	-	-	-	4	4	4	4	-	-	-	-
CAL SCRIPPS COLLEGE	-	3	-	-	-	-	2	2	2	2	-	-	-	-
CAL DOMINICAN COL SAN RAFAEL	-	3	-	-	-	-	4	4	4	4	-	-	-	-
CAL IMMACULATE HEART COLLEGE	-	4	-	-	-	-	2	2	2	2	-	-	-	-
CAL LA VERNE COLLEGE	4	4	-	-	-	-	3	3	3	3	-	-	-	-
CAL LOHA LINDA U ALL CAMPUSES	4	3	-	-	-	-	29	29	29	29	-	-	-	-
CAL MARYMOUNT COLLEGE	4	3	-	-	-	-	9	9	9	9	-	-	-	-
CAL OCCIDENTAL COLLEGE	4	3	-	-	-	-	2	2	2	2	-	-	-	-
CAL PACIFIC COLLEGE	4	1	-	-	-	-	13	13	13	13	-	-	-	-
CAL PACIFIC UNION COLLEGE	2	1	-	-	-	-	2	2	2	2	-	-	-	-
CAL PASADENA COLLEGE	3	4	-	-	-	-	4	4	4	4	-	-	-	-
CAL PASADENA PLAYERS COL THR ART	6	11	-	-	-	-	3	3	3	3	-	-	-	-
CAL PEPPERDINE COLLEGE	4	4	-	-	-	-	2	2	2	2	-	-	-	-
CAL SAN FRANCISCO COL WOMEN	-	3	-	-	-	-	2	2	2	2	-	-	-	-
CAL STANFORD UNIVERSITY	4	6	-	-	-	-	4	4	4	4	-	-	-	-
CAL US INTERNATIONAL UNIV	6	4	-	-	-	-	9	9	9	9	-	-	-	-
CAL U OF CAL BERKELEY	23	27	-	-	-	-	10	10	10	10	-	-	-	-
CAL U OF CAL DAVIS	4	16	-	-	-	-	3	3	3	3	-	-	-	-

TABLE 4.--BACHELOR'S, MASTER'S, AND DOCTOR'S DEGREES CONFERRED IN INSTITUTIONS OF HIGHER EDUCATION, BY SEX OF STUDENT, FIELD OF STUDY, STATE OR OTHER AREA, AND INSTITUTION: AGGREGATE UNITED STATES, 1968-69 --CONTINUED

FIELD OF STUDY, STATE OR OTHER AREA, AND INSTITUTION	BACHELOR'S DEGREES REQUIRING 4 OR 5 YEARS		MASTER'S DEGREES		DOCTOR'S DEGREES (PH.D., ED.D., ETC.)		BACHELOR'S DEGREES REQUIRING 4 OR 5 YEARS		MASTER'S DEGREES		DOCTOR'S DEGREES (PH.D., ED.D., ETC.)				
	1	2	3	4	5	6	7	1	2	3	4	5	6	7	
	MEN		WOMEN		MEN		WOMEN		MEN		WOMEN		MEN		WOMEN
(CONTINUED)															
SPEECH AND DRAMATIC ARTS															
GA WESLEYAN COLLEGE		2													
HAIA HAWAII COLLEGE OF HONOLULU		1													
HAWAII CHURCH COLLEGE OF HAWAII		2													
HAWAII UNIV HAWAII MAIN CAMPUS	10	34		10	14										
IDA ROISE STATE COLLEGE	2														
IDA IDAHO STATE UNIVERSITY	13	4			1										
IDA LEWIS-CLARK NORMAL SCHOOL	1														
IDA UNIVERSITY OF IDAHO	4														
ILL AUGUSTANA COLLEGE	6	8													
ILL SARAT COL OF SACRO HEART		7													
ILL BRADLEY UNIVERSITY	17	10		3	5										
ILL COLLEGE OF ST FRANCIS		9													
ILL COLUMBIA COLLEGE	6	1													
ILL DEPAUL UNIVERSITY	3														
ILL EASTERN ILLINOIS UNIV	11	15		3	1										
ILL ELMHURST COLLEGE	5	3													
ILL GREENVILLE COLLEGE		1													
ILL ILLINOIS COLLEGE	1	2													
ILL ILLINOIS STATE UNIVERSITY	24	19		8	2										
ILL ILLINOIS WESLEYAN UNIV	11	15													
ILL KNOX COLLEGE	7	1													
ILL LLOYOLA UNIVERSITY	10	4													
ILL MACMURRAY COLLEGE	1	2													
ILL MCKENDREE COLLEGE	1	1													
ILL MILLIKIN UNIVERSITY	2	1													
ILL MONMOUTH COLLEGE	8	8													
ILL MUNDELEIN COLLEGE	3														
ILL NORTH CENTRAL COLLEGE	12	3													
ILL NORTHEASTERN ILL ST COL	4	16			3										
ILL NORTHERN ILLINOIS UNIV	19	23		13	10										
ILL NORTH PARK COL & THEO SEM	4	3													
ILL NORTHWESTERN UNIVERSITY	50	59		27	89		19								
ILL OLIVET NAZARENE COLLEGE	1														
ILL PRINCIPALIA COLLEGE	2	3													
ILL QUINCY COLLEGE	2	3													
ILL ROCKFORD COLLEGE	1														
ILL ROOSEVELT UNIVERSITY	1	2													
ILL ROSARY COLLEGE		7													
ILL ST XAVIER COLLEGE		2													
ILL SOUTHERN ILL U MAIN CAMPUS	24	22		17	11		23								
ILL SOUTHERN ILL U EDWARDSVILLE CAMPUS	5	7													
ILL UNIV OF ILL URBANA CAMPUS	7	35		24	36		12								
ILL UNIV OF ILL CHICAGO CAMPUS	17	24													
ILL WESTERN ILLINOIS UNIV	11	11		4	2										
ILL WHEATON COLLEGE	3	5													
ILL WOODSON COLLEGE	4	2													
IND BALL STATE UNIVERSITY	15	16		1											
IND BUTLER UNIVERSITY	4	14													
IND DEPAUL UNIVERSITY	5	8													
IND EARLHAM COL ALL CAMPUSES	2	2													
IND FRANKLIN COL OF INDIANA	2	1													
IND GRACE THEOLOG SEM & COL	1														
IND HANOVER COLLEGE	3	4													
IND HUNTINGTON COLLEGE	1														

TABLE 4.--BACHELOR'S, MASTER'S, AND DOCTOR'S DEGREES CONFERRED IN INSTITUTIONS OF HIGHER EDUCATION, BY SEX OF STUDENT, FIELD OF STUDY, STATE OR OTHER AREA, AND INSTITUTION: AGGREGATE UNITED STATES, 1968-69 --CONTINUED

FIELD OF STUDY, STATE OR OTHER AREA, AND INSTITUTION	BACHELOR'S DEGREES REQUIRING 4 OR 5 YEARS		MASTER'S DEGREES		DOCTOR'S DEGREES (PH.D., ED.D., ETC.)		BACHELOR'S DEGREES REQUIRING 4 OR 5 YEARS		MASTER'S DEGREES		DOCTOR'S DEGREES (PH.D., ED.D., ETC.)	
	2	3	4	5	6	7	2	3	4	5	6	7
	MEN	WOMEN	MEN	WOMEN	MEN	WOMEN	MEN	WOMEN	MEN	WOMEN	MEN	WOMEN
(CONTINUED)												
SPEECH AND DRAMATIC ARTS												
MISS WILLIAM CARY COLLEGE	1	2	-	-	-	-	-	9	-	-	-	-
MO AVILA COLLEGE	-	1	-	-	-	-	12	-	-	-	-	-
MO CENTRAL METHODIST COLLEGE	3	3	-	-	-	-	-	-	-	-	-	-
MO CENTRAL MO ST COL ALL CAMPUSES	41	12	5	3	-	-	6	-	1	2	-	-
MO CULVER STOCKTON COLLEGE	2	1	-	-	-	-	5	1	-	-	-	-
MO DRURY COLLEGE	1	4	-	-	-	-	2	1	-	-	-	-
MO EVANGEL COLLEGE	3	-	-	-	-	-	14	5	4	-	-	-
MO FONTRONNE COLLEGE	-	5	-	-	-	-	9	9	12	-	-	-
MO LINCOLN UNIVERSITY	-	1	-	-	-	-	1	1	-	-	-	-
MO LINDENWOOD COLLEGE	-	6	-	-	-	-	34	85	17	9	-	-
MO MARYVILLE COL SACRED HEART	1	2	-	-	-	-	15	16	4	-	-	-
MO MISSOURI SOUTHERN COLLEGE	1	3	-	-	-	-	7	9	9	12	-	-
MO MISSOURI VALLEY COLLEGE	6	3	-	-	-	-	2	1	-	-	-	-
MO NORTHWEST MISSOURI ST COL	8	11	-	-	-	-	3	11	-	-	-	-
MO NORTHWEST MISSOURI ST COL	4	3	-	-	-	-	13	68	8	17	2	-
MO PARK COLLEGE	-	1	-	-	-	-	10	83	2	5	-	-
MO ST LOUIS U ALL CAMPUSES	4	9	10	10	-	-	65	2	-	-	-	-
MO SCHOOL OF THE OZARKS	3	1	-	-	-	-	2	2	6	5	-	-
MO SOUTHEAST MISSOURI ST COL	6	1	-	-	-	-	4	4	1	1	1	2
MO SOUTHWEST BAPTIST COLLEGE	7	1	-	-	-	-	4	4	1	1	1	1
MO SOUTHWEST MISSOURI ST COL	6	10	1	1	-	-	-	5	-	-	-	-
MO STEPHENS COLLEGE	2	7	-	-	-	-	3	5	-	-	-	-
MO TARKenton COLLEGE	3	2	-	-	-	-	20	69	5	6	-	-
MO UNIV MISSOURI AT COLUMBIA	10	9	10	10	5	1	11	9	5	6	-	-
MO UNIV MISSOURI AT KANSAS CITY	19	11	2	6	-	-	4	10	1	-	-	-
MO WASHINGTON UNIVERSITY	3	1	-	-	-	-	16	11	-	-	-	-
MO WENSTER COLLEGE	4	6	-	-	-	-	7	7	-	-	-	-
MO WESTMINSTER COLLEGE	1	-	-	-	-	-	15	15	-	-	-	-
MO WILLIAM JEWELL COLLEGE	5	6	-	-	-	-	19	19	-	-	-	-
MO WILLIAM WOODS COLLEGE	-	1	-	-	-	-	3	18	6	14	2	1
MONT MONTANA STATE UNIVERSITY	-	1	-	-	-	-	7	5	-	-	-	-
MONT UNIVERSITY OF MONTANA	3	3	6	2	-	-	4	4	-	-	-	-
NEBR CHADRON STATE COLLEGE	3	4	-	-	-	-	3	5	-	-	-	-
NEBR COLLEGE OF ST MARY	5	5	-	-	-	-	12	16	-	-	-	-
NEBR CREIGHTON UNIVERSITY	5	5	-	-	-	-	1	1	-	-	-	-
NEBR DANA COLLEGE	-	1	-	-	-	-	5	5	-	-	-	-
NEBR DRANE COLLEGE	-	1	-	-	-	-	7	7	-	-	-	-
NEBR HASTINGS COLLEGE	2	3	-	-	-	-	10	7	1	1	-	-
NEBR HIRSH SCOTT COLLEGE	1	-	-	-	-	-	4	3	-	-	-	-
NEBR KEARNEY STATE COLLEGE	6	4	-	-	-	-	11	22	-	-	-	-
NEBR MIDLAND LUTHERAN COLLEGE	2	4	-	-	-	-	1	6	-	-	-	-
NEBR NEBRASKA WESLEYAN UNIV	2	4	-	-	-	-	3	6	-	-	-	-
NEBR PERU STATE COLLEGE	3	2	-	-	-	-	2	4	-	1	-	-
NEBR UNIV NEBRASKA MAIN CAMPUS	4	19	13	14	-	-	4	8	-	-	-	-
NEBR UNIV NEBRASKA AT OMAHA	11	6	-	-	-	-	10	10	5	5	-	-
NEBR WAYNE STATE COLLEGE	5	5	-	-	-	-	3	3	-	-	-	-
NEV UNIVERSITY OF NEVADA	7	1	-	-	-	-	1	4	-	-	-	-
N H DARTMOUTH COLLEGE	10	-	-	-	-	-	1	4	-	-	-	-
N H NATHANIEL HAWTHORNE COL	1	1	-	-	-	-	17	16	9	1	-	-
N H UNIV OF NEW HAMPSHIRE	6	7	-	-	-	-	3	15	-	-	-	-
N J MONMOUTH COLLEGE	4	4	-	-	-	-	3	-	-	-	-	-
N J MONTCLAIR STATE COLLEGE	4	16	1	4	-	-	-	-	-	-	-	-
N J PATTERSON STATE COLLEGE	2	12	-	-	-	-	4	2	-	-	-	-

TABLE 4.---BACHELOR'S, MASTER'S, AND DOCTOR'S DEGREES CONFERRED IN INSTITUTIONS OF HIGHER EDUCATION, BY SEX OF STUDENT, FIELD OF STUDY, STATE OR OTHER AREA, AND INSTITUTION: AGGREGATE UNITED STATES, 1968-69 ---CONTINUED

FIELD OF STUDY, STATE OR OTHER AREA, AND INSTITUTION	BACHELOR'S DEGREES REQUIRING 4 OR 5 YEARS		MASTER'S DEGREES		DOCTOR'S DEGREES (PH.D., ED.D., ETC.)		BACHELOR'S DEGREES REQUIRING 4 OR 5 YEARS		MASTER'S DEGREES		DOCTOR'S DEGREES (PH.D., ED.D., ETC.)			
	1	2	3	4	5	6	7	1	2	3	4	5	6	7
	MEN	WOMEN	MEN	WOMEN	MEN	WOMEN	MEN	MEN	WOMEN	MEN	WOMEN	MEN	WOMEN	MEN
(CONTINUED)														
SPEECH AND DRAMATIC ARTS														
NC ASHEVILLE RILTMORE COL	1	-	-	-	-	-	-	-	-	-	-	-	-	-
NC CATAWBA COLLEGE	2	3	-	-	-	-	-	-	-	-	-	-	-	-
NC EAST CAROLINA U ALL CAM	4	5	-	-	-	-	-	-	-	-	-	-	-	-
NC MARYS HILL COLLEGE	2	-	-	-	-	-	-	-	-	-	-	-	-	-
NC NC COLLEGE AT DURHAM	2	2	-	-	-	-	-	-	-	-	-	-	-	-
NC NC SCHOOL OF THE ARTS	1	1	-	-	-	-	-	-	-	-	-	-	-	-
NC NC WESLEYAN COLLEGE	1	3	-	-	-	-	-	-	-	-	-	-	-	-
NC ST ANDREWS PRESBY COL	1	4	-	-	-	-	-	-	-	-	-	-	-	-
NC UNIV OF NC AT CHAPEL HILL	2	7	-	-	-	-	-	-	-	-	-	-	-	-
NC UNIV OF NC AT GREENSBORO	2	11	-	-	-	-	-	-	-	-	-	-	-	-
NC WAKE FOREST UNIVERSITY	11	5	-	-	-	-	-	-	-	-	-	-	-	-
NC WESTERN CAROLINA UNIV	1	-	-	-	-	-	-	-	-	-	-	-	-	-
NC DICKINSON STATE COLLEGE	2	8	-	-	-	-	-	-	-	-	-	-	-	-
ND JAMESTOWN COLLEGE	1	-	-	-	-	-	-	-	-	-	-	-	-	-
ND MINOT STATE COLLEGE	2	-	-	-	-	-	-	-	-	-	-	-	-	-
ND NORTH DAKOTA STATE UNIV	2	-	-	-	-	-	-	-	-	-	-	-	-	-
ND UNIV N DAK MAIN CAMPUS	8	5	-	-	-	-	-	-	-	-	-	-	-	-
OHIO ANTIPOCH COL MAIN CAMPUS	7	7	-	-	-	-	-	-	-	-	-	-	-	-
OHIO ASHLAND COLLEGE	6	6	-	-	-	-	-	-	-	-	-	-	-	-
OHIO BALDWIN-WALLACE COLLEGE	13	2	-	-	-	-	-	-	-	-	-	-	-	-
OHIO BIRLING GRN ST U ALL CAM	30	21	-	-	-	-	-	-	-	-	-	-	-	-
OHIO CAPITAL UNIVERSITY	12	8	-	-	-	-	-	-	-	-	-	-	-	-
OHIO CASP WESTERN RESERVE UNIV	3	5	-	-	-	-	-	-	-	-	-	-	-	-
OHIO CEDARVILLE COLLEGE	4	4	-	-	-	-	-	-	-	-	-	-	-	-
OHIO CLEVELAND STATE UNIV	3	2	-	-	-	-	-	-	-	-	-	-	-	-
OHIO COL WT ST JOSEPH ON OHIO	1	6	-	-	-	-	-	-	-	-	-	-	-	-
OHIO COLLEGE OF STUBENVILLE	1	-	-	-	-	-	-	-	-	-	-	-	-	-
OHIO COLLEGE OF WORSTER	3	9	-	-	-	-	-	-	-	-	-	-	-	-
OHIO DEFIANCE COLLEGE	5	3	-	-	-	-	-	-	-	-	-	-	-	-
OHIO DENISON UNIVERSITY	13	3	-	-	-	-	-	-	-	-	-	-	-	-
OHIO FINDLAY COLLEGE	5	3	-	-	-	-	-	-	-	-	-	-	-	-
OHIO MIDDELBERG COLLEGE	-	5	-	-	-	-	-	-	-	-	-	-	-	-
OHIO HIRSH COLLEGE	3	4	-	-	-	-	-	-	-	-	-	-	-	-
OHIO JOHN CARROLL UNIVERSITY	27	3	-	-	-	-	-	-	-	-	-	-	-	-
OHIO KENT ST UNIV MAIN CAMPUS	9	36	-	-	-	-	-	-	-	-	-	-	-	-
OHIO KENYON COLLEGE	2	2	-	-	-	-	-	-	-	-	-	-	-	-
OHIO LAKE ERIT COLLEGE	5	3	-	-	-	-	-	-	-	-	-	-	-	-
OHIO MALONE COLLEGE	6	9	-	-	-	-	-	-	-	-	-	-	-	-
OHIO MARIETTA COLLEGE	6	9	-	-	-	-	-	-	-	-	-	-	-	-
OHIO MIAMI UNIV ALL CAMPUSES	13	18	-	-	-	-	-	-	-	-	-	-	-	-
OHIO MOUNT UNION COLLEGE	2	2	-	-	-	-	-	-	-	-	-	-	-	-
OHIO MUSKINGUM COLLEGE	8	3	-	-	-	-	-	-	-	-	-	-	-	-
OHIO NOTRE DAME COLLEGE	2	3	-	-	-	-	-	-	-	-	-	-	-	-
OHIO OHIO DOMINICAN COL	-	-	-	-	-	-	-	-	-	-	-	-	-	-
OHIO OHIO NTHRN U ALL CAMPUSES	-	2	-	-	-	-	-	-	-	-	-	-	-	-
OHIO OHIO ST UNIV ALL CAMPUSES	30	21	-	-	-	-	-	-	-	-	-	-	-	-
OHIO OHIO UNIV ALL CAMPUSES	13	28	-	-	-	-	-	-	-	-	-	-	-	-
OHIO OHIO WESLYAN UNIVERSITY	6	8	-	-	-	-	-	-	-	-	-	-	-	-
OHIO OTTERBEIN COLLEGE	7	9	-	-	-	-	-	-	-	-	-	-	-	-
OHIO OUR LADY OF CINCINN COL	-	3	-	-	-	-	-	-	-	-	-	-	-	-
OHIO RHO GRANDE COLLEGE	4	-	-	-	-	-	-	-	-	-	-	-	-	-
OHIO UNIVERSITY OF AKRON	21	13	-	-	-	-	-	-	-	-	-	-	-	-
OHIO U CINCINNATI MAIN CAMPUS	5	6	-	-	-	-	-	-	-	-	-	-	-	-
OHIO UNIVERSITY OF DAYTON	22	16	-	-	-	-	-	-	-	-	-	-	-	-

TABLE 4.--BACHELOR'S, MASTER'S, AND DOCTOR'S DEGREES CONFERRED IN INSTITUTIONS OF HIGHER EDUCATION, BY SEX OF STUDENT, FIELD OF STUDY, STATE OR OTHER AREA, AND INSTITUTION: AGGREGATE UNITED STATES, 1968-69 --CONTINUED

FIELD OF STUDY, STATE OR OTHER AREA, AND INSTITUTION	BACHELOR'S DEGREES REQUIRING 4 OR 5 YEARS		MASTER'S DEGREES		DOCTOR'S DEGREES (PH.D., ED.D., ETC.)		BACHELOR'S DEGREES REQUIRING 4 OR 5 YEARS		MASTER'S DEGREES		DOCTOR'S DEGREES (PH.D., ED.D., ETC.)				
	1	2	3	4	5	6	7	1	2	3	4	5	6	7	
	MEN		WOMEN		MEN		WOMEN		MEN		WOMEN		MEN		WOMEN
SPEECH AND DRAMATIC ARTS															
PA PENN ST UNIV ALL CAMPUSES	22	20	1	8	8	6	2	2	2	2	3	3	3	3	3
PA POINT PARK COLLEGE	1	1													
PA SETON HILL COLLEGE		4													
PA SUSQUEHANNA UNIVERSITY		1													
PA TEMPLE UNIVERSITY	10	31	3	30	39	9	1								
PA UNIV PITTSBG ALL CAMPUSES	5	9		5	4										
PA VILLANVA UNIVERSITY				4											
PA WESTMINSTER COLLEGE	1	8													
RI UNIV R I ALL CAMPUSES		3													
S C COLUMBIA COLLEGE	1														
S C FIRMAN UNIVERSITY	2														
S C UNIV S C ALL CAMPUSES		2													
S C WINTHRUP COLLEGE		1													
S D AUGUSTANA COLLEGE	1	4													
S D BLACK HILLS STATE COLLEGE	1	2													
S D DAKOTA WESLEYAN UNIV	3	2													
S D GEN READLE STATE COLLEGE		3													
S D HURON COLLEGE	1	2													
S D MOUNT MARY COLLEGE	1	4													
S D NORTHERN STATE COLLEGE	1	2													
S D SIOUX FALLS COLLEGE	3	3													
S D SOUTH DAKOTA STATE UNIV	1	2		1											
S D UNIVERSITY SOUTH DAKOTA	8	8		17	5										
S D YANKTON COLLEGE	3	2													
TENN AUSTIN PEAY STATE UNIV	6	1													
TENN CARSON NEWMAN COLLEGE	1	1													
TENN DAVID LIPSOMB COLLEGE	12	14													
TENN E TENN ST U ALL CAMPUSES	6	2													
TENN FISK UNIVERSITY		5													
TENN KNOXVILLE COLLEGE		1													
TENN LAMAR COLLEGE	1														
TENN MEMPHIS STATE UNIV/EL-SITY	14	18		9	3										
TENN MIDDLE TENNESSEE ST UNIV	5	6													
TENN WILLIAMS COLLEGE INC		1													
TENN TENN AG F INDUS ST UNIV	3	8		1	2										
TENN TUSCULUM COLLEGE	2	1													
TENN UNIV OF TENN ALL CAMPUSES	1	8		2											
TENN VANDERBILT UNIVERSITY	3	6													
TEX ABILENE CHRISTIAN COLLEGE	8	10													
TEX ANGEL STATE COLLEGE	2	2													
TEX AUSTIN COLLEGE	2	1													
TEX RAYLOR UNIV MAIN CAMPUS	5	1													
TEX EAST TEXAS BAPTIST COL	16	8		1	2										
TEX EAST TEXAS STATE UNIV	5	6													
TEX HARDIN SIMMONS UNIVERSITY	1	1													
TEX HOUSTON BAPTIST COLLEGE	2	3													
TEX HOWARD PAYNE COLLEGE		2													
TEX INCARNATE WORD COLLEGE		2													
TEX LAMAR STATE COL TECH	7	15			1										
TEX MARY HARDIN BAYLOR COL		2													
TEX MCMURRY COLLEGE	1	2													
TEX MIDWESTERN UNIVERSITY	3	4													
TEX NORTH TEXAS STATE UNIV	23	26		6	4										

TABLE 4.--BACHELOR'S, MASTER'S, AND DOCTOR'S DEGREES CONFERRED IN INSTITUTIONS OF HIGHER EDUCATION, BY SEX OF STUDENT, FIELD OF STUDY, STATE OR OTHER AREA, AND INSTITUTION: AGGREGATE UNITED STATES, 1968-69 --CONTINUED

FIELD OF STUDY, STATE OR OTHER AREA, AND INSTITUTION	BACHELOR'S DEGREES REQUIRING 4 OR 5 YEARS		MASTER'S DEGREES		DOCTOR'S DEGREES (PH.D., ED.D., ETC.)		BACHELOR'S DEGREES REQUIRING 4 OR 5 YEARS		MASTER'S DEGREES		DOCTOR'S DEGREES (PH.D., ED.D., ETC.)	
	2	3	4	5	6	7	2	3	4	5	6	7
	MEN	WOMEN	MEN	WOMEN	MEN	WOMEN	MEN	WOMEN	MEN	WOMEN	MEN	WOMEN
FINE AND APPLIED ARTS, ALL OTHER FIELDS												
1												
WASH WASHINGTON STATE UNIV	8	21	10	8			4	2				
WASH WESTERN WASHINGTON ST COL	6	21						2				
WASH WHITTAM COLLEGE	3	9					32	1				
WASH WHITWORTH COLLEGE	3	10					13	1				
W VA CONCORD COLLEGE	1											
W VA FAIRMONT STATE COLLEGE		4					85	37	10	4		
W VA GLENVILLE STATE COLLEGE	3	4					71	45				
W VA MARSHALL UNIV ALL CAMPUSES	3	12	3	5			1	2				
W VA MORRIS HARVEY COLLEGE	7	7					1					
W VA SALEM COLLEGE ALL CAMPUSES	5	4							12	11		
W VA SHEPHERD COLLEGE	3	2						6				
W VA WEST VIRGINIA STATE COL		3										
W VA W UNIV ALL CAMPUSES	20	20	7	4			3	3				
W VA W VIRGINIA HESLEYAN COL	2						8	9	2			
WIS ALVERNO COLLEGE		5										
WIS BELoit COLLEGE	5	4						3				
WIS CARROLL COLLEGE	2	3						3				
WIS CARTHAGE COLLEGE	2	5						7	8			
WIS LAKELAND COLLEGE	1	1						19	15			
WIS LAWRENCE UNIV MAIN CAMPUS	8	5					51	28	17	3		
WIS MARQUETTE U ALL CAMPUSES	17	11	7	6				10				
WIS MILTON COLLEGE	1	2						2				
WIS MT JERRY COLLEGE	4	4						8	30			
WIS RIPON COLLEGE	2	3						13				
WIS U OF WIS MADISON	41	44	22	21	5	3	73	54	44	21	3	2
WIS STATE UNIV EAU CLAIRE	7	6						11				
WIS STATE UNIV LA CROSSE	8	9						1				
WIS STATE UNIV OSHKOSH	12	11						2	13	3		
WIS ST U PLATV MAIN CAM	2	4	1	2			31	55				
WIS STATE UNIV RIVER FALLS	3	4						2				
WIS STATE UNIV STEVENS PNT	9	6						1				
WIS STATE UNIV SUPERIOR	4	4						2				
WIS STATE UNIV WHITEWATER	10	6						2	13	3		
WYO UNIVERSITY OF WYOMING	2	3	4	3				9	7			
GUAM COLLEGE OF CHAM		1						11	46	2		
P R U PUERTO RICO ALL CAMPUSES	2	9						11				
FINE AND APPLIED ARTS, ALL OTHER FIELDS	4,150	4,323	975	615	81	28	39	5	39	8	3	2
ALA AUBURN UNIV	37	24	2									
ALA JUDSON COLLEGE		3										
ALA UNIV ALABAMA MAIN CAMPUS	6	3	4					3		2		
ALA UNIV OF SOUTH ALABAMA	1							5				
ARIZ ARIZONA STATE UNIVERSITY	28	9						69	4	23		
ARIZ NORTHERN ARIZONA UNIV	7	8						6				
ARIZ UNIVERSITY OF ARIZONA	25	62	4	5				2				
ARK ARKANSAS POLYTECHNIC COL	9							18				
ARK ARK ST UNIV ALL CAMPUSES	4							9				
ARK CHICATA BAPTIST UNIV	7	5						22	1	1		
CAL ART CENTER COL OF DESIGN	127	27	4					24				
CAL BONNKS INST PHOTOGRAPHY	19							8				
CAL CALIF COL OF ARTS & CRAFT	56	42	19	8				4				
CAL CALIF INST OF THE ARTS	40	33						1				
CAL CALIF STATE COL LONG BCH	48	30						4				
CAL CHICO STATE COLLEGE		9						1				

TABLE 4.--BACHELOR'S, MASTER'S, AND DOCTOR'S DEGREES CONFERRED IN INSTITUTIONS OF HIGHER EDUCATION, BY SEX OF STUDENT, FIELD OF STUDY, STATE OR OTHER AREA, AND INSTITUTION: AGGREGATE UNITED STATES, 1968-69 --(CONTINUED)

STATE	FIELD OF STUDY, STATE OR OTHER AREA, AND INSTITUTION	BACHELOR'S DEGREES REQUIRING 4 OR 5 YEARS		MASTER'S DEGREES (PH.D., ED.D., ETC.)		DOCTOR'S DEGREES (PH.D., ED.D., ETC.)	
		2	3	4	5	6	7
		1	FINE AND APPLIED ARTS, ALL OTHER FIELDS				
GA	UNIVERSITY OF GEORGIA	2	3	-	-	-	-
HA	HAWAII UNIV HAWAII MAIN CAMPUS	18	24	-	-	-	-
IA	IOA STATE COLLEGE	1	1	-	-	-	-
IA	UNIVERSITY OF IOWA	5	5	-	-	-	-
IL	CHICAGO ACAD OF FINE ARTS	17	1	-	-	-	-
IL	COLUMBIA COLLEGE	31	1	-	-	-	-
IL	ILLINOIS INST OF TECH	21	4	14	3	-	-
IL	LANK PIERCE COLLEGE	2	9	-	-	-	-
IL	NORFOLK COLLEGE	7	-	-	-	-	-
IL	NORFOLK COLLEGE	3	-	-	-	-	-
IL	NORTHEASTERN ILL ST COL	12	5	5	1	-	-
IL	NORTHERN ILLINOIS UNIV	7	15	-	-	-	-
IL	PRINCETIA COLLEGE	3	3	-	-	-	-
IL	ROOSEVELT UNIVERSITY	34	34	20	9	-	-
IL	SCH OF ART TRN OF CHGO	100	6	4	2	-	-
IL	SOUTHWESTERN ILL UNIV	4	6	2	5	-	-
IL	UNIVERSITY OF CHICAGO	49	71	45	7	-	-
IL	UNIV OF ILL URBANA CAMPUS	32	31	-	-	-	-
IL	UNIV OF ILL CHICAGO CAMPUS	1	1	-	-	-	-
IL	UNIV OF ILL SPRINGFIELD	1	1	-	-	-	-
IND	BALL STATE UNIVERSITY	8	15	-	-	-	-
IND	RUTLER UNIVERSITY	2	6	-	-	-	-
IND	EARLHAM COL ALL CAMPUSES	1	1	-	-	-	-
IND	FORT WAYNE ART INST	1	1	-	-	-	-
IND	INDIANA STATE UNIVERSITY	1	1	-	-	-	-
IND	INDIANA UNIV ALL CAMPUSES	68	45	34	8	-	-
IND	PURDUE UNIV ALL CAMPUSES	6	26	-	-	-	-
IND	PURDUE UNIV MAIN CAMPUS	1	1	-	-	-	-
IND	PURDUE UNIV CALUMET CAMPUS	1	1	-	-	-	-
IND	ST FRANCIS COLLEGE	1	1	-	-	-	-
IND	ST MARYS COLLEGE	3	3	-	-	-	-
IND	UNIV OF EVANSVILLE	1	1	-	-	-	-
IND	UNIVERSITY OF NOTRE DAME	12	7	7	5	-	-
IOWA	MORNINGSTAR COLLEGE	1	1	-	-	-	-
KANSAS	ST BENEDICTS COLLEGE	1	1	-	-	-	-
KANSAS	UNIVERSITY OF KANSAS	34	49	13	7	-	-
KANSAS	WICHITA STATE UNIVERSITY	3	3	5	1	-	-
KY	BELLARMINI-ORSHOLIN ALL CAMPUSES	1	1	-	-	-	-
KY	MOREHEAD STATE UNIVERSITY	1	1	-	-	-	-
KY	UNIV KY MAIN CAMPUS	7	8	1	1	-	-
LA	CENTENARY COLLEGE	1	3	-	-	-	-
LA	LOUISIANA COLLEGE	5	3	-	-	-	-
LA	LA ST U BATON ROUGE	6	13	6	3	-	-
LA	LOYOLA UNIVERSITY	5	5	-	-	-	-
LA	MCNEESE STATE COLLEGE	1	1	-	-	-	-
LA	NORTH LOUISIANA ST COL	3	2	-	-	-	-
LA	NORTHWESTERN ST COL LOUISIANA	2	1	-	-	-	-
LA	TULANE UNIV OF LOUISIANA	2	12	-	-	-	-
LA	UNIV STRMSTRN LOUISIANA	14	9	-	-	-	-
ME	UNIV MAINE ALL CAMPUSES	5	5	-	-	-	-
MD	GODDARD COLLEGE	16	7	-	-	-	-
MD	HOOD COLLEGE	1	1	-	-	-	-
MD	JOHNS HOPKINS U ALL CAMP	41	16	3	1	2	1
MD	MARYLAND INST COL OF ART	8	41	16	3	1	2
MD	UNIV MD MAIN CAMPUS	8	24	5	3	-	-

TABLE 4.--BACHELOR'S, MASTER'S, AND DOCTOR'S DEGREES CONFERRED IN INSTITUTIONS OF HIGHER EDUCATION, BY SEX OF STUDENT, FIELD OF STUDY, STATE OR OTHER AREA, AND INSTITUTION: AGGREGATE UNITED STATES, 1968-69 --CONTINUED

FIELD OF STUDY, STATE OR OTHER AREA, AND INSTITUTION	BACHELOR'S DEGREES REQUIRING 4 OR 5 YEARS		MASTER'S DEGREES		DOCTOR'S DEGREES (PH.D., ED.D., ETC.)	
	2	3	4	5	6	7
	1	1	1	1	1	1
(CONTINUED)						
FINE AND APPLIED ARTS, ALL OTHER FIELDS						
N Y HARTWICK COLLEGE	-	1	-	-	-	-
N Y ITHACA COLLEGE	42	6	-	-	-	-
N Y JULLIARD SCHOOL OF MUSIC	1	4	-	-	-	-
N Y LG IS U HERRIWEATHER CAM	2	3	-	-	-	-
N Y MANHATTAN COLLEGE	1	19	-	-	-	-
N Y MARYMOUNT COLLEGE	-	29	-	-	-	-
N Y NY INST TECH ALL CAMPUSES	98	16	-	-	-	-
N Y NEW YORK UNIVERSITY	51	66	56	54	3	4
N Y PRATT INSTITUTE	118	121	27	28	4	4
N Y ROCHESTER INST TECHNOLOGY	105	33	20	2	-	-
N Y RUSSELL SAGE MAIN CAMPUS	-	14	-	-	-	-
N Y ST LAWRENCE UNIVERSITY	4	5	-	-	-	-
N Y SARAH LAWRENCE COLLEGE	-	14	2	6	-	-
N Y SKIDMORE COL ALL CAMPUSES	-	14	-	-	-	-
N Y SUNY STATE UNIV ALBANY	-	2	-	-	-	-
N Y SUNY STATE UNIV BINGHAMTON	3	10	1	3	-	-
N Y SUNY ST U BUFLO MAIN CAM	5	6	-	-	-	-
N Y SUNY COLLEGE BUFFALO	3	1	-	-	-	-
N Y SUNY COLLEGE FREDONIA	1	5	-	-	-	-
N Y SUNY COLLEGE ONESEN	5	5	-	-	-	-
N Y SUNY COLLEGE NEW PALTZ	2	3	-	-	-	-
N Y SUNY COLLEGE POTSDAM	4	10	-	-	-	-
N Y SYRACUSE U MAIN CAMPUS	106	86	48	12	-	-
N Y UNIV COLLEGE	5	1	-	-	-	-
N Y UNIVERSITY OF ROCHESTER	7	14	-	-	-	-
N Y WELLS COLLEGE	-	12	-	-	-	-
N C FAST CAROLINA U ALL CAM	4	12	-	-	-	-
N C N C AG & TECH STATE UNIV	1	1	-	-	-	-
N C N C SCHOOL OF THE ARTS	3	4	-	-	-	-
N C UNIV OF NC AT CHAPEL HILL	5	11	2	3	-	1
N C UNIV OF NC AT GREENSBORO	2	11	-	6	-	-
N D NORTH DAKOTA STATE UNIV	-	6	-	-	-	-
N D UNIV N DAK MAIN CAMPUS	4	1	-	-	-	-
DHIO BOHLING GRN ST U ALL CAM	3	10	-	-	-	-
DHIO CASE WESTERN RESERVE UNIV	3	13	-	2	-	-
OHIO CEDARVILLE COLLEGE	2	-	-	-	-	-
OHIO CLEVELAND INST OF ART	29	14	-	-	-	-
OHIO COLUMBUS COL ART & DESIGN	36	26	-	-	-	-
OHIO Hiram COLLEGE	2	2	-	-	-	-
OHIO KENT ST UNIV MAIN CAMPUS	62	26	5	1	-	-
OHIO LAKE ERIE COLLEGE	7	7	-	-	-	-
OHIO MIAMI UNIV ALL CAMPUSES	2	2	-	-	-	-
OHIO OHERLIN COLLEGE	1	-	-	-	-	-
OHIO OHIO ST UNIV ALL CAMPUSES	58	116	6	8	5	1
OHIO OHIO UNIV ALL CAMPUSES	108	65	3	2	1	-
OHIO SCHOOL OF DAYTON ART INST	16	5	-	-	-	-
OHIO U CINCINNATI MAIN CAMPUS	71	45	6	7	-	-
OHIO UNIVERSITY OF DAYTON	6	10	-	-	-	-
OHIO UNIVERSITY OF TOLEDO	21	1	-	-	-	-
OKLA OKLA ST UNIV MAIN CAMPUS	9	14	7	5	-	-
OKLA UNIV OKLA ALL CAMPUSES	3	20	6	3	-	-
OKLA UNIVERSITY OF TULSA	-	-	-	-	-	-
(CONTINUED)						
FINE AND APPLIED ARTS, ALL OTHER FIELDS						
OREG LINCOLN COLLEGE	-	1	-	-	-	-
OREG MOUNT ANGEL COLLEGE	5	-	-	-	-	-
OREG MUSEUM ART SCHOOL	2	-	-	-	-	-
OREG PACIFIC UNIVERSITY	1	2	-	-	-	-
OREG UNIV OREGON MAIN CAMPUS	24	19	24	24	6	6
OREG UNIVERSITY OF PORTLAND	12	1	2	2	-	-
PA ARYN MAJOR COLLEGE	17	1	1	1	2	3
PA CARNEGIE-MELLON UNIV	30	28	2	2	-	-
PA CEDAR CREST COLLEGE	-	2	-	-	-	-
PA CHESTNUT HILL COLLEGE	-	9	-	-	-	-
PA DREXEL INST OF TECHNOLOGY	-	16	-	-	-	-
PA FRANKLIN & MARS HALL COL	2	-	-	-	-	-
PA MOORE COLLEGE OF ART	91	-	-	-	-	-
PA KUIZTOWN STATE COLLEGE	3	8	-	-	-	-
PA PENN ST UNIV ALL CAMPUSES	25	36	5	5	2	2
PA PHILA COLLEGE OF ART	70	52	-	-	-	-
PA PHILA COL TEXTILES & SCI	10	11	-	-	-	-
PA ROSEMONT COLLEGE	-	14	-	-	-	-
PA SMARTHURST COLLEGE	4	11	-	-	-	-
PA TEMPLE UNIVERSITY	58	30	16	16	9	9
PA UNIV OF PENNSYLVANIA	12	47	11	11	8	8
PA UNIV PITTSBG ALL CAMPUSES	3	23	-	-	-	-
R I BROWN UNIVERSITY	2	4	4	4	2	2
R I SCHOOL OF DESIGN	73	83	9	9	4	4
R I UNIV R I ALL CAMPUSES	5	8	-	-	-	-
S C CONVERSE COLLEGE	-	7	-	-	-	-
S C PRESBYTERIAN COLLEGE	1	1	-	-	-	-
S C UNIV S C ALL CAMPUSES	-	6	-	-	-	-
S C WINTHROP COLLEGE	-	4	-	-	-	-
TENN CARSON NEWMAN COLLEGE	-	3	-	-	-	-
TENN MEMPHIS ACADEMY OF ARTS	12	15	-	-	-	-
TENN MEMPHIS STATE UNIVERSITY	-	-	-	6	4	4
TENN TENN WESLEYAN COLLEGE	-	1	-	-	-	-
TENN UNIV OF TENN ALL CAMPUSES	4	15	-	-	-	-
TENN VANDERBILT UNIVERSITY	5	20	-	-	-	-
TEX BAYLOR UNIV MAIN CAMPUS	9	18	-	-	-	-
TEX EAST TEXAS STATE UNIV	6	2	-	-	-	-
TEX RICP UNIVERSITY	4	7	-	-	-	-
TEX SAM HOUSTON STATE COL	24	3	-	-	-	-
TEX SOUTHERN METHODIST UNIV	13	29	3	3	3	3
TEX SOUTHWEST TEXAS STATE COL	10	5	-	-	-	-
TEX TEXAS CHRISTIAN UNIV	20	13	-	-	-	-
TEX TEXAS TECHNOLOGICAL COL	13	29	-	-	-	-
TEX TEXAS WOMANS UNIVERSITY	-	14	-	-	-	-
TEX UNIVERSITY OF HOUSTON	16	2	-	-	-	-
TEX UNIVERSITY OF ST THOMAS	1	1	-	-	-	-
TEX UNIV TEXAS AT AUSTIN	25	11	5	5	4	4
TEX UNIV OF TEXAS AT EL PASO	11	-	-	-	-	-
UTAH BRIGHAM YOUNG UNIVERSITY	-	9	-	-	-	-
UTAH COLLEGE OF SOUTHERN UTAH	1	-	-	-	-	-
UTAH UNIV OF UTAH	3	29	3	3	5	5
UTAH WYOMING STATE COLLEGE	4	2	-	-	-	-
VT BENNINGTON COLLEGE	2	20	-	-	-	-

TABLE 4. INSTITUTIONS OF HIGHER EDUCATION, BY SEX OF STUDENT, FIELD OF STUDY, STATE OR OTHER AREA, AND INSTITUTION: AGGREGATE UNITED STATES, 1964-69 --CONTINUED

FIELD OF STUDY, STATE OR OTHER AREA, AND INSTITUTION	BACHELOR'S DEGREES REQUIRING 4 OR 5 YEARS		MASTER'S DEGREES (PH.D., ED.D., ETC.)		DOCTOR'S DEGREES (PH.D., ED.D., ETC.)	
	MEN	WOMEN	MEN	WOMEN	MEN	WOMEN
	1	2	3	4	5	6
VT GODDARD COLLEGE	6	6	-	-	-	-
VT MARLBORO COLLEGE	1	2	-	-	-	-
VT MIDDLEBURY COLLEGE	2	7	-	-	-	-
VA OLD DOMINION COLLEGE	1	2	-	-	-	-
VA RANDOLPH MACON WOMANS COL	2	2	-	-	-	-
VA RYAN COLLEGE	2	2	-	-	-	-
VA STRATFORD COLLEGE	1	5	-	-	-	-
VA UNIVERSITY OF RICHMOND	1	1	-	-	-	-
VA UNIV OF VA MARY WASH COL	4	4	-	-	-	-
VA VA COMMONWEALTH UNIV ALL CAM	55	100	-	-	-	-
VA VA STATE COL MIRFOLK DIV	1	1	-	-	-	-
WASH CENTRAL WASHINGTON ST COL	1	3	-	-	-	-
WASH EASTERN WASHINGTON ST COL	14	2	-	-	-	-
WASH FT WRIGHT COL HOLY NAMES	2	1	-	-	-	-
WASH UNIVERSITY OF WASHINGTON	29	39	-	-	-	-
WASH WASHINGTON STATE UNIV	8	17	-	-	-	-
W VA BETHANY COLLEGE	1	1	-	-	-	-
W VA MARSHALL UNIV ALL CHPISES	-	-	-	-	-	-
WIS LAYTON SCHOL OF ART	20	3	-	-	-	-
WIS U OF WIS MADISON	21	48	-	-	-	-
WIS U OF WIS MILWAUKEE	9	7	-	-	-	-
WYO UNIVERSITY OF WYOMING	1	4	-	-	-	-
P R U PUERTO RICO ALL CAMPUSES	1	4	-	-	-	-
FOKLORF	4	2	15	17	9	3
CAL U OF CAL BERKLEY	-	-	1	1	-	-
CAL U OF CAL LOS ANGELES	-	-	2	2	-	-
IND INDIANA UNIV ALL CAMPUSES	2	1	6	6	5	1
MASS HARVARD UNIVERSITY	2	1	-	-	-	-
N Y CUNY RICHMOND COL	2	1	-	-	-	-
N Y SUNY COLLEGE ONEONTA	-	-	2	1	4	2
PA UNIV OF PENNSYLVANIA	-	-	4	7	-	-
FOREIGN LANG. AND LIT., TOTAL	5,915	16,070	2,130	2,920	492	257
ALA ALABAMA COLLEGE	1	6	-	-	-	-
ALA ATHENS COLLEGE	5	19	-	-	-	-
ALA AUBURN UNIV	8	8	-	-	-	-
ALA BIRMINGHAM SOUTHERN COL	2	9	-	-	-	-
ALA HUNTINGDON COLLEGE	1	8	-	-	-	-
ALA JACKSONVILLE STATE UNIV	-	-	-	-	-	-
ALA JURDSON COLLEGE	1	1	-	-	-	-
ALA MOBILE COLLEGE	3	9	-	-	-	-
ALA SANFORD UNIVERSITY	4	2	-	-	-	-
ALA SPRING HILL COLLEGE	2	3	-	-	-	-
ALA STILLMAN COLLEGE	2	3	-	-	-	-
ALA TALLADEGA COLLEGE	5	20	-	-	-	-
ALA UNIV ALABAMA MAIN CAMPUS	2	4	-	-	-	-
ALA UNIV OF SOUTH ALABAMA	2	2	-	-	-	-
ALA ALASKA METHODIST UNIV	1	1	-	-	-	-
ALAS U OF ALAS ALL CAMPUSES	3	1	-	-	-	-
ARIZ ARIZONA STATE UNIVERSITY	41	36	-	-	-	-
ARIZ NORTHERN ARIZONA UNIV	16	9	-	-	-	-
ARIZ UNIVERSITY OF ARIZONA	37	73	-	-	-	-
ARK ARKANSAS A & M COLLEGE	-	2	-	-	-	-
ARK ARKANSAS A & N COL	-	7	-	-	-	-
ARK ARKANSAS POLYTECHNIC COL	1	1	-	-	-	-
ARK ARK ST UNIV ALL CAMPUSES	3	6	-	-	-	-
ARK HEMPHRSON STATE COLLEGE	1	3	-	-	-	-
ARK HENRIKX COLLEGE	2	7	-	-	-	-
ARK LITTLE ROCK UNIVERSITY	1	2	-	-	-	-
ARK OUACHITA BAPTIST UNIV	4	4	-	-	-	-
ARK PHILANDER SMITH COLLEGE	1	3	-	-	-	-
ARK SOUTHERN STATE COLLEGE	3	3	-	-	-	-
ARK STATE COLLEGE OF APK	1	4	-	-	-	-
ARK UNIV ARK MAIN CAMPUS	4	18	-	-	-	-
CAL AZUSA PACIFIC COLLEGE	2	2	-	-	-	-
CAL BIOLA COLLEGE	4	4	-	-	-	-
CAL CALIFORNIA BAPTIST COL	4	1	-	-	-	-
CAL CALIFORNIA LUTHERAN COL	2	11	-	-	-	-
CAL CAL ST COL DOMINGUEZ HILLS	1	1	-	-	-	-
CAL CALIF STATE COL FULLERTON	22	42	-	-	-	-
CAL CALIFORNIA ST COL HAYWARD	10	31	-	-	-	-
CAL CALIF STATE COL LONG BEACH	27	46	-	-	-	-
CAL CALIF STATE COL LOS ANGLS	22	53	-	-	-	-
CAL CAL ST COL SAN BERNARDINO	7	5	-	-	-	-
CAL CHICO STATE COLLEGE	10	28	-	-	-	-
CAL FRESNO ST COL MAIN CAMPUS	20	46	-	-	-	-
CAL HUMPHRDT STATE COLLEGE	6	12	-	-	-	-
CAL SACRAMENTO STATE COLLEGE	9	28	-	-	-	-
CAL SAN DIEGO ST COL MAIN CAMP	41	72	-	-	-	-
CAL SAN FERNANDO VLY ST COL	27	55	-	-	-	-
CAL SAN FRANCISCO STATE COL	32	53	-	-	-	-
CAL SAN JOSE STATE COLLEGE	29	54	-	-	-	-
CAL SONOMA STATE COLLEGE	4	8	-	-	-	-
CAL STANISLAUS STATE COLLEGE	4	4	-	-	-	-
CAL CHAPMAN COLLEGE	3	1	-	-	-	-
CAL CLAREMONT MENS COLLEGE	3	1	-	-	-	-
CAL CLAREMONT UNIV CENTER	-	-	-	-	-	-
CAL PITZER COLLEGE	-	11	-	-	-	-
CAL POMONA COLLEGE	2	22	-	-	-	-
CAL SCRIPPS COLLEGE	8	8	-	-	-	-
CAL COL OF THE HOLY NAMES	-	23	-	-	-	-
CAL COLLEGE OF NOTRE DAME	21	21	-	-	-	-
CAL DOMINICAN COL SAN PABLO	-	9	-	-	-	-
CAL IMMACULATE HEART COLLEGE	2	22	-	-	-	-
CAL LOHA LNDA U ALL CAMPUSES	5	15	-	-	-	-
CAL LOYOLA UNIV OF LOS ANG	3	7	-	-	-	-
CAL MARYMOUNT COLLEGE	-	6	-	-	-	-
CAL MILLS COLLEGE	-	16	-	-	-	-
CAL MONTGOMERY INST FORIGN STU	9	13	-	-	-	-
CAL MOUNT ST MARYS COLLEGE	5	28	-	-	-	-
CAL OCCIDENTAL COLLEGE	1	21	-	-	-	-



TABLE 4.--BACHELOR'S, MASTER'S, AND DOCTOR'S DEGREES CONFERRED IN INSTITUTIONS OF HIGHER EDUCATION, BY SEX OF STUDENT, FIELD OF STUDY, STATE OR OTHER AREA, AND INSTITUTION: AGGREGATE UNITED STATES, 1968-69 --CONTINUED

FIELD OF STUDY, STATE OR OTHER AREA, AND INSTITUTION	BACHELOR'S DEGREES REQUIRING 4 OR 5 YEARS		MASTER'S DEGREES		DOCTOR'S DEGREES (PH.D., ED.D., ETC.)		BACHELOR'S DEGREES REQUIRING 4 OR 5 YEARS		MASTER'S DEGREES		DOCTOR'S DEGREES (PH.D., ED.D., ETC.)		
	1	2	3	4	5	6	7	2	3	4	5	6	7
	MEN	WOMEN	MEN	WOMEN	MEN	WOMEN	MEN	MEN	WOMEN	MEN	WOMEN	MEN	WOMEN
FOREIGN LANG. AND LIT., TOTAL (CONTINUED)													
CAL PACIFIC COLLEGE	1												
CAL PACIFIC UNION COLLEGE	3	8											
CAL PASADENA COLLEGE	2	5											
CAL PEPPERDINE COLLEGE		6											
CAL RUSSFLL COLLEGE		1											
CAL ST MARYS COL CALIFORNIA	4												
CAL SAN FRANCISCO COL WOMEN		17											
CAL STANFORD UNIVERSITY	21	39											
CAL US INTERNATIONAL UNIV	1	4											
CAL U OF CAL BERKELEY	72	193											
CAL U OF CAL DAVIS	10	76											
CAL U OF CAL IRVINE	10	44											
CAL U OF CAL LOS ANGELES	57	193											
CAL U OF CAL RIVERSIDE	17	31											
CAL U OF CAL SAN DIEGO		4											
CAL U OF CAL SANTA BARBARA	24	99											
CAL U OF CAL SANTA CRUZ	2	2											
CAL UNIVERSITY OF JUDASIM	3	13											
CAL UNIVERSITY OF THE PACIFIC	4	12											
CAL UNIVERSITY OF REDLANDS	1	15											
CAL U SAN DIEGO COL FOR MEN	6												
CAL U SAN DIEGO COL FOR WOMEN		6											
CAL UNIV OF SAN FRANCISCO	8	18											
CAL UNIVERSITY OF SANTA CLARA	6	28											
CAL UNIV OF STIRN CALIFORNIA	9	33											
CAL WHITTIER COLLEGE		7											
COLO ADAMS STATE COLLEGE	14	10											
COLO COLORADO COLLEGE	1	16											
COLO COLORADO STATE COLLEGE	6	21											
COLO COLORADO STATE UNIVERSITY	8	35											
COLO LORETTO HIGHTS COLLEGE		6											
COLO SOUTHERN COLORADO ST COL	5	12											
COLO TEMPLE BUELL COLLEGE		8											
COLO UNIV COLN ALL CAMPUSES	52	116											
COLO UNIVERSITY OF DENVER	3	28											
COLO WSTON STATE COL COLORADO	1												
CONN ALBERTUS MAGNUS COLLEGE		37											
CONN ANHURST COLLEGE		9											
CONN CENTRAL CONN STATE COL	4	32											
CONN CONNECTICUT COLLEGE	14	34											
CONN FAIRFIELD UNIVERSITY	14												
CONN HARTFORD SEM FOUNDATION													
CONN ST BASILS COLLEGE	2	11											
CONN ST JOSEPH COLLEGE	11	36											
CONN SOUTHERN CONN STATE COL	14												
CONN TRINITY COLLEGE	3	8											
CONN UNIVERSITY OF BRIDGEPORT													
CONN UNIV CONN ALL CAMPUSES	15	48											
CONN UNIVERSITY OF HARTFORD	4	4											
CONN WESLEYAN UNIVERSITY	33	3											
CONN YALE UNIVERSITY	45												
DEL UNIVERSITY OF DELAWARE	9	33											



TABLE 4.---BACHELOR'S, MASTER'S, AND DOCTOR'S DEGREES CONFERRED IN INSTITUTIONS OF HIGHER EDUCATION, BY SEX OF STUDENT, FIELD OF STUDY, STATE OR OTHER AREA, AND INSTITUTION: AGGREGATE UNITED STATES, 1968-69 --CONTINUED

FIELD OF STUDY, STATE OR OTHER AREA, AND INSTITUTION	BACHELOR'S DEGREES REQUIRING 4 OR 5 YEARS		MASTER'S DEGREES		DOCTOR'S DEGREES (PH.D., ED.D., ETC.)		DOCTOR'S DEGREES (PH.D., ED.D., ETC.)
	MEN		MEN		MEN		
	2	3	4	5	6	7	
(CONTINUED)							
IDA IDAHO STATE UNIVERSITY	5	6	-	-	-	-	-
IDA UNIVERSITY OF IDAHO	2	6	-	-	-	-	-
ILL AUGUSTANA COLLEGE	3	11	-	-	-	-	-
ILL AUDRA COLLEGE	-	1	-	-	-	-	-
ILL BAPT COL OF SACRED HEART	-	11	-	-	-	-	-
ILL BLACKBURN COLLEGE	1	7	-	-	-	-	-
ILL BRADLEY UNIVERSITY	4	17	-	-	-	-	-
ILL COLLEGE OF JEWISH STUDIES	6	2	-	-	-	-	16
ILL COLLEGE OF ST FRANCIS	-	8	-	-	-	-	94
ILL DEPAUL UNIVERSITY	5	13	4	1	-	-	-
ILL EASTERN ILLINOIS UNIV	1	16	-	-	-	-	-
ILL ELMHURST COLLEGE	8	8	-	-	-	-	-
ILL GREENWILF COLLEGE	-	5	-	-	-	-	-
ILL ILLINOIS COLLEGE	1	1	-	-	-	-	-
ILL ILLINOIS INST OF TECH	3	-	14	12	-	-	1
ILL ILLINOIS STATE UNIVERSITY	22	52	-	-	-	-	9
ILL ILLINOIS WESLEYAN UNIV	3	6	-	-	-	-	24
ILL KNOX COLLEGE	2	25	-	-	-	-	-
ILL LAKE FOREST COLLEGE	6	16	-	-	-	-	-
ILL LEWIS COLLEGE	3	-	-	-	-	-	-
ILL LOYOLA UNIVERSITY	16	30	11	22	-	-	-
ILL MACMURRAY COLLEGE	3	11	-	-	-	-	-
ILL MILLIKEN UNIVERSITY	-	5	-	-	-	-	-
ILL MONMOUTH COLLEGE	4	12	-	-	-	-	-
ILL MUNDLEIN COLLEGE	-	23	-	-	-	-	-
ILL NORTH CENTRAL COLLEGE	-	11	-	-	-	-	-
ILL NORTHEASTERN ILL ST COL	9	59	2	11	-	-	-
ILL NORTH ILLINOIS UNIV	18	49	-	-	-	-	-
ILL NORTH PARK COL & THEO SEM	2	6	-	-	-	-	-
ILL NORTHWESTERN UNIVERSITY	3	46	15	30	7	3	-
ILL OLIVE BRUNNEN COLLEGE	1	2	-	-	-	-	-
ILL CLIVET NAZARENE COLLEGE	1	2	-	-	-	-	-
ILL PRINCIPIA COLLEGE	-	11	-	-	-	-	-
ILL QUINCY COLLEGE	-	4	-	-	-	-	-
ILL ROCKFORD COLLEGE	4	6	-	-	-	-	-
ILL ROOSEVELT UNIVERSITY	4	18	8	18	-	-	-
ILL ROSARY COLLEGE	-	44	-	-	-	-	-
ILL ST DOMINIC COLLEGE	-	3	-	-	-	-	-
ILL ST XAVIER COLLEGE	-	19	-	-	-	-	-
ILL SOUTHERN ILL U MAIN CAMPUS	15	28	6	5	-	-	-
ILL STRN ILL U EDWARDSVL CAM	3	11	-	-	-	-	-
ILL TRINITY COLLEGE	1	1	-	-	-	-	-
ILL UNIVERSITY OF CHICAGO	12	11	29	40	6	3	-
ILL UNIV OF ILL URBANA CAMPUS	30	156	37	56	15	6	-
ILL UNIV ILL CHICAGO CIRCLE	19	71	1	1	-	-	-
ILL WESTERN ILLINOIS UNIV	11	28	-	-	-	-	-
ILL WHEATON COLLEGE	1	14	-	-	-	-	-
IND ANDERSON COLLEGE	2	9	-	-	-	-	-
IND BALL STATE UNIVERSITY	7	31	3	16	-	-	-
IND BUTLER UNIVERSITY	1	15	-	-	-	-	-
IND CONCORDIA SENIOR COLLEGE	41	-	-	-	-	-	-
IND DEPAUL UNIVERSITY	7	28	-	-	-	-	-
IND EARLHAM COL ALL CAMPUSES	4	16	-	-	-	-	-
(CONTINUED)							
IND FRANKLIN COL OF INDIANA	1	10	-	-	-	-	-
IND GOSHEN COL & BIBLICAL SEM	-	7	-	-	-	-	-
IND GRACE THEOL SEM & COL	3	-	-	-	-	-	-
IND HANOVER COLLEGE	1	16	-	-	-	-	-
IND INDIANA CENTRAL COLLEGE	2	2	-	-	-	-	-
IND INDIANA STATE UNIVERSITY	12	25	4	16	-	-	-
IND INDIANA UNIV ALL CAMPUSES	59	192	95	94	-	-	14
IND MANCHESTER COLLEGE	1	3	-	-	-	-	-
IND MARTIN COL INDIANAPOLIS	4	7	-	-	-	-	-
IND PURDUE UNIV MAIN CAMPUS	8	75	7	25	-	-	-
IND PURDUE UNIV CALUMET CMPUS	-	1	-	-	-	-	-
IND ST FRANCIS COLLEGE	1	4	1	6	-	-	-
IND ST MARYS COLLEGE	1	13	-	-	-	-	-
IND ST MARY OF THE WOODS COL	-	6	-	-	-	-	-
IND ST MEINRAD COL & SCH THEO	16	-	-	-	-	-	-
IND UNIV OF EVANSVILLE	-	8	-	-	-	-	1
IND UNIVERSITY OF NOTRE DAME	18	-	9	24	-	-	-
IND VALPARAISO UNIVERSITY	10	31	-	-	-	-	-
IND WADASH COLLEGE	13	-	-	-	-	-	-
IOWA BRITAIN CLIFF COLLEGE	2	8	-	-	-	-	-
IOWA RUENA VISTA COLLEGE	1	6	-	-	-	-	-
IOWA CENTRAL UNIV OF IOWA	2	22	-	-	-	-	-
IOWA CLARKE COLLEGE	-	17	-	-	-	-	-
IOWA CDE COLLEGE	1	9	-	-	-	-	-
IOWA CORNELL COLLEGE	2	5	-	-	-	-	-
IOWA DODD COLLEGE	11	1	-	-	-	-	-
IOWA DRAKE UNIVERSITY	3	11	-	-	-	-	-
IOWA GRACELAND COLLEGE	-	3	-	-	-	-	-
IOWA GRINNELL COLLEGE	6	16	-	-	-	-	-
IOWA IOWA ST U OF SCI & TECH	7	28	-	-	-	-	-
IOWA IOWA WESLEYAN COLLEGE	1	6	-	-	-	-	-
IOWA Loras COLLEGE	9	-	-	-	-	-	-
IOWA LUTHER COLLEGE	7	20	-	-	-	-	-
IOWA MARYCROST COLLEGE	5	17	-	-	-	-	-
IOWA MORNINGSTAR COLLEGE	-	7	-	-	-	-	-
IOWA MOUNT MERCY COLLEGE	-	2	-	-	-	-	-
IOWA NORTHWESTERN COLLEGE	1	2	-	-	-	-	-
IOWA PARSONS COLLEGE	2	5	-	-	-	-	-
IOWA ST AMBROSE COLLEGE	2	5	-	-	-	-	-
IOWA SIMPSON COLLEGE	2	1	-	-	-	-	-
IOWA UNIV DUBUQUE MAIN CAMPUS	2	1	-	-	-	-	-
IOWA UNIVERSITY OF IOWA	14	51	24	29	-	-	5
IOWA UNIV OF NORTHERN IOWA	5	28	-	-	-	-	-
IOWA UPPER IOWA UNIVERSITY	1	4	-	-	-	-	-
IOWA WARTRUB COLLEGE	4	2	-	-	-	-	-
IOWA WESTMAR COLLEGE	1	2	-	-	-	-	-
KANS BAKER UNIVERSITY	3	3	-	-	-	-	-
KANS BETHANY COLLEGE	1	2	-	-	-	-	-
KANS BETHEL COLLEGE	1	1	-	-	-	-	-
KANS COLLEGE OF EMPORIA	1	1	-	-	-	-	-
KANS FORT HAYS KANS STATE COL	2	9	5	1	-	-	-
KANS FRIENDS UNIVERSITY	1	1	-	-	-	-	-
KANS KANS ST COL OF PITTSBURG	3	5	-	-	-	-	-

FIELD OF STUDY, STATE OR OTHER AREA, AND INSTITUTION	BACHELOR'S DEGREES REQUIRING 4 OR 5 YEARS		MASTER'S DEGREES		DOCTOR'S DEGREES (PH.D., ED.D., ETC.)		BACHELOR'S DEGREES REQUIRING 4 OR 5 YEARS	MASTER'S DEGREES		DOCTOR'S DEGREES (PH.D., ED.D., ETC.)					
	1	2	3	4	5	6		7	1	2	3	4	5	6	7
	Men	Women	Men	Women	Men	Women		Men	Women	Men	Women	Men	Women	Men	Women
FOREIGN LANG. AND LIT., TOTAL															
MASS SMITH COLLEGE	3	38	5	5	1	1	1	1	1	1	1	1	1	1	
MASS SOUTHERN MASS TECH INST	11	11	1	1	1	1	1	1	1	1	1	1	1	1	
MASS STONEHILL COLLEGE	7	5	1	1	1	1	1	1	1	1	1	1	1	1	
MASS SUFFOLK UNIV ALL CAMPUSES	7	7	1	1	1	1	1	1	1	1	1	1	1	1	
MASS TUFTS UNIVERSITY	16	58	9	20	1	1	1	1	1	1	1	1	1	1	
MASS UNIV MASS AMHERST CAMPUS	18	56	11	11	1	1	1	1	1	1	1	1	1	1	
MASS UNIV MASS WORSTON CAMPUS	19	26	1	1	1	1	1	1	1	1	1	1	1	1	
MASS WELLESLEY COLLEGE	26	26	1	1	1	1	1	1	1	1	1	1	1	1	
MASS WHEATON COLLEGE	26	26	1	1	1	1	1	1	1	1	1	1	1	1	
MASS WILLIAMS COLLEGE	7	7	1	1	1	1	1	1	1	1	1	1	1	1	
RICH ADRIAN COLLEGE	1	5	1	1	1	1	1	1	1	1	1	1	1	1	
RICH ALBION COLLEGE	6	26	1	1	1	1	1	1	1	1	1	1	1	1	
RICH ALMA COLLEGE	2	12	1	1	1	1	1	1	1	1	1	1	1	1	
RICH ANDREWS UNIVERSITY	1	8	1	1	1	1	1	1	1	1	1	1	1	1	
RICH ANDREWS COLLEGE	2	9	1	1	1	1	1	1	1	1	1	1	1	1	
RICH CALVIN COLLEGE	16	4	1	1	1	1	1	1	1	1	1	1	1	1	
RICH CENTRAL MICHIGAN UNIV	1	28	1	1	1	1	1	1	1	1	1	1	1	1	
RICH EASTERN MICHIGAN UNIV	2	11	1	1	1	1	1	1	1	1	1	1	1	1	
RICH GRAND VALLEY STATE COL	7	15	1	1	1	1	1	1	1	1	1	1	1	1	
RICH HILLSDALE COLLEGE	4	8	1	1	1	1	1	1	1	1	1	1	1	1	
RICH HOPE COLLEGE	8	8	1	1	1	1	1	1	1	1	1	1	1	1	
RICH KALAMAZOO COLLEGE	9	30	1	1	1	1	1	1	1	1	1	1	1	1	
RICH MARYGROVE COLLEGE	9	9	1	1	1	1	1	1	1	1	1	1	1	1	
RICH MERCY COLLEGE OF DETROIT	6	6	1	1	1	1	1	1	1	1	1	1	1	1	
RICH MICH ST UNIV ALL CAMPUSES	21	89	22	22	3	3	1	1	1	1	1	1	1	1	
RICH NAZARETH COLLEGE	1	11	1	1	1	1	1	1	1	1	1	1	1	1	
RICH NORTHERN MICHIGAN UNIV	1	7	1	1	1	1	1	1	1	1	1	1	1	1	
RICH OAKLAND UNIVERSITY	16	33	1	1	1	1	1	1	1	1	1	1	1	1	
RICH OLIVET COLLEGE	4	4	1	1	1	1	1	1	1	1	1	1	1	1	
RICH SIENA HEIGHTS COLLEGE	11	11	1	1	1	1	1	1	1	1	1	1	1	1	
RICH SPRING ARBOR COLLEGE	1	1	1	1	1	1	1	1	1	1	1	1	1	1	
RICH UNIVERSITY OF DETROIT	6	18	1	1	1	1	1	1	1	1	1	1	1	1	
RICH UNIVERSITY OF MICHIGAN	24	161	47	79	20	20	4	4	4	4	4	4	4	4	
RICH WAYNE STATE UNIVERSITY	18	55	12	23	1	1	2	2	2	2	2	2	2	2	
RICH WESTERN MICHIGAN UNIV	9	46	2	6	1	1	1	1	1	1	1	1	1	1	
RICH AUGSBURG COLLEGE	5	9	1	1	1	1	1	1	1	1	1	1	1	1	
RICH BEMIDJUI STATE COLLEGE	6	6	1	1	1	1	1	1	1	1	1	1	1	1	
RICH CARLETON COLLEGE	3	6	1	1	1	1	1	1	1	1	1	1	1	1	
RICH COLLEGE OF ST BENEDICT	8	8	1	1	1	1	1	1	1	1	1	1	1	1	
RICH COLLEGE OF ST CATHERINE	23	23	1	1	1	1	1	1	1	1	1	1	1	1	
RICH COLLEGE OF ST SCHOLASTICA	2	2	1	1	1	1	1	1	1	1	1	1	1	1	
RICH COLLEGE OF ST TERESA	19	19	1	1	1	1	1	1	1	1	1	1	1	1	
RICH COLLEGE OF ST THOMAS	8	8	1	1	1	1	1	1	1	1	1	1	1	1	
RICH CONCORDIA COL MOORHEAD	2	19	1	1	1	1	1	1	1	1	1	1	1	1	
RICH GUSTAVUS ADOLPHUS COLLEGE	4	14	1	1	1	1	1	1	1	1	1	1	1	1	
RICH HAMLINE UNIVERSITY	5	16	1	1	1	1	1	1	1	1	1	1	1	1	
RICH MACALESTER COLLEGE	9	36	1	1	1	1	1	1	1	1	1	1	1	1	
RICH MANKATO STATE COLLEGE	15	29	1	1	1	1	1	1	1	1	1	1	1	1	
RICH MOORHEAD STATE COLLEGE	6	13	1	1	1	1	1	1	1	1	1	1	1	1	
RICH ST CLOUD STATE COLLEGE	3	14	1	1	1	1	1	1	1	1	1	1	1	1	
RICH ST JOHNS UNIVERSITY	12	12	1	1	1	1	1	1	1	1	1	1	1	1	
RICH ST MARYS COLLEGE	8	8	1	1	1	1	1	1	1	1	1	1	1	1	

TABLE 4. BACHELOR'S, MASTER'S, AND DOCTOR'S DEGREE CONFERRED IN INSTITUTIONS OF HIGHER EDUCATION, BY SEX OF STUDENT, FIELD OF STUDY, STATE OR OTHER AREA, AND INSTITUTION: AGGREGATE UNITED STATES, 1968-69 --CONTINUED

FIELD OF STUDY, STATE OR OTHER AREA, AND INSTITUTION	BACHELOR'S DEGREES REQUIRING 4 OR 5 YEARS				MASTER'S DEGREES				DOCTOR'S DEGREES (PH.D., ED.D., ETC.)				
	MEN		WOMEN		MEN		WOMEN		MEN		WOMEN		
	2	3	4	5	6	7	8	9	10	11	12		
(CONTINUED)													
FOREIGN LANG. AND LIT., TOTAL													
N Y ST JOHNS UNIVERSITY	12	30	12	4	1	1							
N Y ST JOSEPHS COL FOR WOMEN	-	6	-	-	-	-							
N Y ST LAWRENCE UNIVERSITY	7	34	-	-	-	-							
N Y ST THOMAS AQUINAS COLLEGE	5	2	-	-	-	-							
N Y STIRNA COLLEGE	-	14	-	-	-	-							
N Y SKIDMORE COL ALL CAMPUSES	25	121	12	13	-	-							
N Y SUNY STATE UNIV ALBANY	4	30	3	3	-	-							
N Y SUNY STATE UNIV BINGHAMTON	21	71	15	25	2	-							
N Y SUNY ST U BURLINGAME CAM	9	56	-	-	-	-							
N Y SUNY ST U STONY BROK MAIN	5	19	-	-	-	-							
N Y SUNY COLLEGE BROCKPORT	4	22	-	-	-	-							
N Y SUNY COLLEGE BUFFALO	-	14	-	-	-	-							
N Y SUNY COLLEGE COPLAND	6	19	-	-	-	-							
N Y SUNY COLLEGE FREDONIA	1	9	-	-	-	-							
N Y SUNY COLLEGE GRIFFIN	9	25	3	5	-	-							
N Y SUNY COLLEGE NEW PALTZ	3	10	-	-	-	-							
N Y SUNY COLLEGE ONEONTA	10	52	-	-	-	-							
N Y SUNY COLLEGE OSWEGO	4	31	3	10	-	-							
N Y SUNY COLLEGE PLATTSBURGH	27	34	10	5	1	2							
N Y SUNY COLLEGE POTSDAM	1	9	-	-	-	-							
N Y SYRACUSE U MAIN CAMPUS	8	34	16	10	5	4							
N Y SYRACUSE U MAIN CAMPUS	7	14	2	1	-	-							
N Y SYRACUSE UNIV IUTICA COL	-	24	1	1	-	-							
N Y UNION COLLEGE	54	36	17	1	2	-							
N Y UNIVERSITY OF ROCHESTER	6	20	6	12	-	-							
N Y VASSAR COLLEGE	1	1	-	-	-	-							
N Y WAGNER COLLEGE	7	14	2	1	-	-							
N Y WELLS COLLEGE	-	24	1	1	-	-							
N Y YESHIVA UNIVERSITY	1	5	-	-	-	-							
N C APPALACHIAN ST UNIVERSITY	1	5	-	-	-	-							
N C ATLANTIC CHRISTIAN COL	1	5	-	-	-	-							
N C BENNETT COLLEGE	1	5	-	-	-	-							
N C CAMPBELL COLLEGE	1	5	-	-	-	-							
N C CATAWBA COLLEGE	-	3	-	-	-	-							
N C DANFORD COLLEGE	16	8	-	-	-	-							
N C DUKE UNIVERSITY	37	25	7	17	1	1							
N C EAST CAROLINA U ALL CAM	5	25	-	-	-	-							
N C FLORENCE COLLEGE	2	11	-	-	-	-							
N C GREENSBORO COLLEGE	1	5	-	-	-	-							
N C GUILFORD COLLEGE	4	7	-	-	-	-							
N C HIGH POINT COLLEGE	2	7	-	-	-	-							
N C JOHNSON C SMITH UNIV	1	12	-	-	-	-							
N C LEWIS-CLAY COLLEGE	3	1	-	-	-	-							
N C LIVINGSTONE COLLEGE	-	4	-	-	-	-							
N C MARS HILL COLLEGE	5	6	-	-	-	-							
N C MEREDITH COLLEGE	-	8	-	-	-	-							
N C METHODIST COLLEGE	2	9	-	-	-	-							
N C N C AG & TECH STATE UNIV	3	5	1	-	-	-							
N C N C COLLEGE AT DURHAM	5	14	2	-	-	-							
N C N C WESLEYAN COLLEGE	2	7	-	-	-	-							
N C PEABROKE STATE COL	2	1	-	-	-	-							
N C PEPPER COLLEGE	3	3	-	-	-	-							
N C QUEENS COLLEGE	-	11	-	-	-	-							

INSTITUTIONS OF HIGHER EDUCATION, BY SEX OF STUDENT, FIELD OF STUDY, STATE OR OTHER AREA, AND INSTITUTION: AGGREGATE UNITED STATES, 1968-69 --CONTINUED

FIELD OF STUDY, STATE OR OTHER AREA, AND INSTITUTION	BACHELOR'S DEGREES REQUIRING 4 OR 5 YEARS		MASTER'S DEGREES		DOCTOR'S DEGREES (PH.D., ED.D., ETC.)		BACHELOR'S DEGREES REQUIRING 4 OR 5 YEARS		MASTER'S DEGREES		DOCTOR'S DEGREES (PH.D., ED.D., ETC.)	
	MFN	WFN	MFN	WFN	MFN	WFN	MFN	WFN	MFN	WFN	MFN	WFN
	2	3	4	5	6	7	2	3	4	5	6	7
I												
FOREIGN LANG. AND LIT., TOTAL	(CONTINUED)											
PA THEIL COLLEGE	6	14	-	-	-	-	-	1	2	-	-	-
PA UNIV OF PENNSYLVANIA	20	40	20	33	15	2	2	1	2	-	-	-
PA UNIV PITTSBG ALL CAMPUSES	10	34	13	8	1	1	9	1	1	-	-	-
PA UNIVERSITY OF SCRANTON	14	-	-	-	-	-	28	3	4	-	-	-
PA URSDIUS COLLEGE	1	17	-	-	-	-	2	3	-	-	-	-
PA WILLA MARIA COLLEGE	-	3	-	-	-	-	-	-	-	-	-	-
PA WILLAMVA UNIVERSITY	10	1	8	7	-	-	-	-	-	-	-	-
PA WASHINGTON JEFFERSON COL	6	-	-	-	-	-	-	-	-	-	-	-
PA WAYNESBURG COLLEGE	2	6	-	-	-	-	-	-	-	-	-	-
PA WESTMINSTER COLLEGE	1	14	-	-	-	-	-	-	-	-	-	-
PA WILKES COLLEGE	3	12	-	-	-	-	-	-	-	-	-	-
PA WILSON COLLEGE	-	20	-	-	-	-	-	-	-	-	-	-
RI BARRINGTON COLLEGE	1	2	14	36	5	1	1	1	1	10	6	-
RI BROWN UNIVERSITY	22	34	-	-	-	-	-	-	-	-	-	-
RI PROVIDENCE COLLEGE	36	-	-	-	-	-	-	-	-	-	-	-
RI RHODE ISLAND COLLEGE	9	23	-	-	-	-	2	3	3	1	1	-
RI SALVE REGINA COLLEGE	-	21	-	-	-	-	-	-	-	-	-	-
RI UNIV R I ALL CAMPUSES	9	13	1	3	-	-	3	3	3	8	20	4
SC BENEDICT COLLEGE	1	3	-	-	-	-	-	-	-	-	-	-
SC BAPTIST COL OF CHARLESTON	1	-	-	-	-	-	-	-	-	-	-	-
SC CITADEL MILITARY COL S C	4	-	-	-	-	-	-	2	2	-	-	-
SC CONER COLLEGE FOR WOMEN	-	3	-	-	-	-	-	-	-	-	-	-
SC COLLEGE OF CHARLESTON	1	5	-	-	-	-	-	7	20	-	-	-
SC COLUMBIA COLLEGE	1	5	-	-	-	-	-	1	1	-	-	-
SC CONVERSE COLLEGE	-	12	-	-	-	-	-	6	17	-	-	-
SC ERSKINE COLLEGE	1	3	-	-	-	-	-	2	3	-	-	-
SC FURMAN UNIVERSITY	2	5	-	-	-	-	-	2	3	-	-	-
SC MEMBERRY COLLEGE	6	2	-	-	-	-	-	2	3	-	-	-
SC SOUTH CAROLINA ST COLLEGE	1	4	-	-	-	-	-	5	1	1	1	-
SC UNIV S C ALL CAMPUSES	15	39	-	-	-	-	-	2	3	-	-	-
SC WINTHROP COLLEGE	-	41	-	-	-	-	-	1	9	-	-	-
SC WOFFORD COLLEGE	12	-	-	-	-	-	-	5	5	-	-	-
SD AUGUSTANA COLLEGE	3	12	-	-	-	-	-	1	3	-	-	-
SD BLACK HILLS STATE COLLEGE	-	1	-	-	-	-	-	1	2	-	-	-
SD DAKOTA WESLEYAN UNIV	1	1	-	-	-	-	-	10	34	1	-	-
SD HURON COLLEGE	1	1	-	-	-	-	-	-	-	-	-	-
SD MOUNT MARTY COLLEGE	1	1	-	-	-	-	-	-	-	-	-	-
SD NORTHERN STATE COLLEGE	2	3	-	-	-	-	-	5	7	-	-	-
SD SIOUX FALLS COLLEGE	3	3	-	-	-	-	-	4	15	1	2	4
SD SOUTH DAKOTA STATE UNIV	3	16	-	-	-	-	-	5	7	-	-	-
SD UNIVERSITY SOUTH DAKOTA	6	17	4	3	-	-	4	5	1	-	-	-
SD YANKTON COLLEGE	1	2	-	-	-	-	-	5	28	-	1	-
TENN AUSTIN PEAY STATE UNIV	1	4	-	-	-	-	-	11	19	-	-	-
TENN BELMONT COLLEGE	2	2	-	-	-	-	-	4	4	-	-	-
TENN CARSON NEWMAN COLLEGE	2	4	-	-	-	-	-	22	6	7	-	-
TENN DAVID LIPSICOMP COLLEGE	1	1	-	-	-	-	-	4	4	-	-	-
TENN E TENN ST U ALL CAMPUSES	-	8	-	-	-	-	-	12	16	4	-	-
TENN FISK UNIVERSITY	-	10	-	-	-	-	-	2	1	-	-	-
TENN GEORGE PEABODY COL TCHRS	-	4	-	-	-	-	-	2	1	-	-	-
TENN KING COLLEGE	-	4	-	-	-	-	-	6	2	-	-	-
TENN KNOXVILLE COLLEGE	-	1	-	-	-	-	-	4	21	-	-	-
TENN LAMARUTH COLLEGE	1	1	-	-	-	-	-	1	2	-	-	-
TENN LUTHER COL MAIN CAMPUS	-	1	-	-	-	-	-	1	2	-	-	-
TENN TEXAS SOUTHWEST UNIV	-	12	-	-	-	-	-	3	12	-	-	-
TENN TEXAS TECHNOLOGICAL COL	-	1	-	-	-	-	-	13	46	4	7	-



TABLE 4.--BACHELOR'S, MASTER'S, AND DOCTOR'S DEGREES CONFERRED IN INSTITUTIONS OF HIGHER EDUCATION, BY SEX OF STUDENT, FIELD OF STUDY, STATE OR OTHER AREA, AND INSTITUTION: AGGREGATE UNITED STATES, 1968-69 --CONTINUED

FIELD OF STUDY, AREA, AND INSTITUTION	BACHELOR'S DEGREES REQUIRING 4 OR 5 YEARS		MASTER'S DEGREES		DOCTOR'S DEGREES (PH.D., ED.D., ETC.)		BACHELOR'S DEGREES REQUIRING 4 OR 5 YEARS		MASTER'S DEGREES		DOCTOR'S DEGREES (PH.D., ED.D., ETC.)	
	2	3	4	5	6	7	2	3	4	5	6	7
	MEN	WOMEN	MEN	WOMEN	MEN	WOMEN	MEN	WOMEN	MEN	WOMEN	MEN	WOMEN
(CONTINUED)												
TEX TEXAS WESLEYAN COLLEGE	-	1	-	-	-	-	-	3	-	-	-	-
TEX TEXAS WOMANS UNIVERSITY	-	7	-	1	-	-	1	-	-	-	-	-
TEX TRINITY UNIVERSITY	3	7	-	-	-	-	22	-	-	-	-	-
TEX UNIV OF CORPUS CHRISTI	-	2	-	-	-	-	5	-	-	-	-	-
TEX UNIVERSITY OF DALLAS	-	7	-	-	-	-	13	-	-	-	-	-
TEX UNIVERSITY OF HOUSTON	8	44	-	4	-	-	27	1	2	-	-	-
TEX UNIVERSITY OF ST THOMAS	3	2	-	-	-	-	-	-	-	-	-	-
TEX UNIV OF TEX AT ARLINGTON	11	31	-	-	-	-	5	-	-	-	-	-
TEX UNIV TEXAS AT AUSTIN	57	179	22	31	17	5	6	4	-	-	-	-
TEX UNIV OF TEXAS AT EL PASO	16	49	14	5	-	-	7	-	-	-	-	-
TEX WAYLAND BAPTIST COLLEGE	-	3	-	-	-	-	6	9	-	-	-	-
TEX WEST TEXAS STATE UNIV	4	9	-	1	-	-	7	-	-	-	-	-
UTAH ARIZONA YOUNG UNIVERSITY	131	77	12	4	-	1	13	-	-	-	-	-
UTAH COLLEGE OF SOUTHERN UTAH	4	1	-	-	-	-	56	37	39	8	4	-
UTAH UNIV OF UTAH	31	24	6	4	1	-	5	1	-	-	-	-
UTAH UNIV ST UNIV MAIN CAMPUS	13	7	-	-	-	-	3	33	1	2	-	-
UTAH WEBER STATE COLLEGE	11	2	-	-	-	-	8	37	-	-	-	-
UTAH WESTMINSTER COLLEGE	-	2	-	-	-	-	3	4	-	-	-	-
VT BENNINGTON COLLEGE	-	3	-	-	-	-	1	1	-	-	-	-
VT CASTLETON STATE COLLEGE	1	4	-	-	-	-	1	4	-	-	-	-
VT GODDARD COLLEGE	1	1	-	-	-	-	1	2	-	-	-	-
VT MARLBORO COLLEGE	1	-	-	-	-	-	1	7	-	-	-	-
VT MIDDLEBURY COLLEGE	13	20	118	223	1	-	-	-	-	-	-	-
VT NORWICH UNIVERSITY	3	3	3	8	-	-	3	4	-	-	-	-
VT ST MICHAELS COLLEGE	2	7	-	-	-	-	1	18	-	-	-	-
VT TRINITY COLLEGE	-	7	-	-	-	-	-	7	-	-	-	-
VT UNIV OF VT & ST AGRIC COL	11	18	-	-	-	-	-	1	-	-	-	-
VT WINDHAM COLLEGE	2	9	-	-	-	-	2	1	-	-	-	-
VA BRIDGEWATER COLLEGE	3	17	-	-	-	-	1	6	-	-	-	-
VA COL WM & MARY MAIN CAMPUS	8	28	-	-	-	-	10	38	7	8	-	-
VA EASTERN Mennonite COLLEGE	3	3	-	-	-	-	2	1	-	-	-	-
VA EMORY & HENRY COLLEGE	5	9	-	-	-	-	-	6	-	-	-	-
VA HAMPTON COLLEGE	7	-	-	-	-	-	4	28	-	-	-	-
VA HAMPTON INSTITUTE	4	7	-	-	-	-	1	8	-	-	-	-
VA HOLLINS COLLEGE	-	15	-	-	-	-	4	10	-	-	-	-
VA LONGWOOD COLLEGE	-	17	-	-	-	-	4	2	-	-	-	-
VA LYNCHBURG COLLEGE	3	5	-	-	-	-	-	2	-	-	-	-
VA MADISON COLLEGE	2	23	-	-	-	-	-	5	-	-	-	-
VA MARY BALDWIN COLLEGE	-	24	-	-	-	-	10	17	-	-	-	-
VA OLD DOMINION COLLEGE	6	19	-	-	-	-	10	42	7	6	-	-
VA RADFORD COLLEGE	-	26	-	-	-	-	10	2	-	-	-	-
VA RANDOLPH MAGON COLLEGE	9	-	-	-	-	-	2	-	-	-	-	-
VA RANDOLPH MAGON WOMANS COL	-	20	-	-	-	-	-	8	-	-	-	-
VA ROANOK COLLEGE	3	3	-	-	-	-	-	2	-	-	-	-
VA STRATFORD COLLEGE	-	7	-	-	-	-	8	19	-	-	-	-
VA SWEET BRIAR COLLEGE	-	25	-	-	-	-	4	17	-	-	-	-
VA UNIVERSITY OF RICHMOND	8	13	-	-	-	-	39	206	56	110	17	7
VA UNIV OF VA MARY WASH COL	-	48	-	-	-	-	19	36	4	12	-	-
VA UNIV VIRGINIA MAIN CAMPUS	27	3	10	22	2	-	6	23	1	-	-	-
VA VIRGINIA MILITARY INST	4	-	-	-	-	-	3	78	-	-	-	-
VA VIRGINIA POLY INSTITUTE	2	4	-	-	-	-	1	5	-	-	-	-
VA VA STATE COL MAIN CAMPUS	-	4	-	-	-	-	7	4	-	-	-	-

TABLE 4.--BACHELOR'S, MASTER'S, AND DOCTOR'S DEGREES CONFERRED IN INSTITUTIONS OF HIGHER EDUCATION, BY SEX OF STUDENT, FIELD OF STUDY, STATE OR OTHER AREA, AND INSTITUTION--AGGREGATE UNITED STATES, 1968-69 --CONTINUED

FIELD OF STUDY, STATE OR OTHER AREA, AND INSTITUTION	BACHELOR'S DEGREES (EQUIV. 4 OR 5 YEARS)		MASTER'S DEGREES		DOCTOR'S DEGREES (PH.D., ED.D., ETC.)		BACHELOR'S DEGREES (EQUIV. 4 OR 5 YEARS)		MASTER'S DEGREES		DOCTOR'S DEGREES (PH.D., ED.D., ETC.)	
	Men	Women	Men	Women	Men	Women	Men	Women	Men	Women	Men	Women
	2	3	4	5	6	7	2	3	4	5	6	7
FOREIGN LANG. AND LIT., TOTAL												
WIS STATE UNIV SUPERIOR	3	3	-	1	-	-	-	-	-	-	-	-
WIS STATE UNIV WHITEWATER	8	18	-	-	-	-	-	-	-	-	-	-
WYO UNIV OF WYOMING	7	15	2	1	-	-	-	-	-	-	-	-
U S S NAVAL ACADEMY	16	8	-	-	-	-	-	-	-	-	-	-
P R CATHOLIC UNIV OF P R	1	8	-	-	-	-	-	-	-	-	-	-
P R COL OF THE SACRED HEART	1	10	-	-	-	-	-	-	-	-	-	-
P R INTER AMER U PR ALL CAMP	19	50	-	-	-	-	-	-	-	-	-	-
P R U PUERTO RICO ALL CAMPUSES	42	170	8	8	-	-	-	-	-	-	-	-
LINGUISTICS	75	117	186	157	68	22	-	-	-	-	-	-
CAL FRESNO ST COL MAIN CAMPUS	-	-	2	1	-	-	-	-	-	-	-	-
CAL PITZER COLLEGE	-	-	1	-	-	-	-	-	-	-	-	-
CAL OCCIDENTAL COLLEGE	-	2	1	-	-	-	-	-	-	-	-	-
CAL STANFORD UNIVERSITY	-	-	1	2	2	-	-	-	-	-	-	-
CAL U OF CAL BERKELEY	3	11	4	1	2	2	-	-	-	-	-	-
CAL U OF CAL DAVIS	1	7	-	3	-	-	-	-	-	-	-	-
CAL U OF CAL LOS ANGELES	1	4	18	2	2	1	-	-	-	-	-	-
CAL U OF CAL RIVERSIDE	1	-	-	-	-	-	-	-	-	-	-	-
CAL U OF CAL SAN DIEGO	1	4	-	2	-	-	-	-	-	-	-	-
CAL U OF CAL SANTA CRUZ	1	-	-	-	-	-	-	-	-	-	-	-
CAL UNIV OF STHRN CALIFORNIA	-	-	1	1	1	1	-	-	-	-	-	-
CAL UNIV COLO ALL CAMPUSES	-	-	1	1	-	-	-	-	-	-	-	-
CAL UNIV COLO SAN RAFAEL	-	-	2	2	1	-	-	-	-	-	-	-
CONN HARTFORD SEM FOUNDATION	1	-	3	-	1	-	-	-	-	-	-	-
CONN YALE UNIVERSITY	1	-	2	-	1	-	-	-	-	-	-	-
D C AMERICAN UNIVERSITY	-	-	2	8	-	-	-	-	-	-	-	-
D C GEORGETOWN UNIVERSITY	5	2	23	20	7	3	-	-	-	-	-	-
FLA FLORIDA ATLANTIC UNIV	4	-	-	-	-	-	-	-	-	-	-	-
HAWA UNIV HAWAII MAIN CAMPUS	1	-	17	8	-	-	-	-	-	-	-	-
ILL ILLINOIS INST OF TECH	1	-	1	-	-	-	-	-	-	-	-	-
ILL NORTHEASTERN ILL ST COL	4	20	2	11	-	-	-	-	-	-	-	-
ILL NORTHWESTERN UNIVERSITY	-	-	2	5	-	-	-	-	-	-	-	-
ILL UNIVERSITY OF CHICAGO	2	1	4	2	3	1	-	-	-	-	-	-
ILL UNIV OF ILL URBANA CAMPUS	5	3	5	2	3	-	-	-	-	-	-	-
IND INDIANA UNIV ALL CAMPUSES	5	3	27	10	7	3	-	-	-	-	-	-
IOWA UNIVERSITY OF IOWA	-	-	1	1	-	-	-	-	-	-	-	-
KANS UNIVERSITY OF KANSAS	-	-	2	1	-	-	-	-	-	-	-	-
LA LA ST U BATON ROUGE	-	-	-	1	-	-	-	-	-	-	-	-
MASS HARVARD UNIVERSITY	2	-	-	3	2	1	-	-	-	-	-	-
MASS MASS INST OF TECHNOLOGY	-	-	-	-	3	-	-	-	-	-	-	-
MICH MICH ST UNIV ALL CAMPUSES	-	-	3	-	-	-	-	-	-	-	-	-
MICH UNIV OF MICHIGAN	11	11	16	28	7	2	-	-	-	-	-	-
MINN U OF MINN MNPLS ST PAUL	1	1	3	1	-	-	-	-	-	-	-	-
MO UNIV MISSOURI S COLUMBIA	1	-	1	1	-	-	-	-	-	-	-	-
N J PRINCETON UNIVERSITY	-	-	1	-	1	-	-	-	-	-	-	-
N Y SUNY CITY COLLEGE	-	1	-	-	-	-	-	-	-	-	-	-
N Y SUNY HUNTER COLLEGE	-	-	-	2	-	-	-	-	-	-	-	-
N Y SUNY QUEENS COLLEGE	2	7	-	-	-	-	-	-	-	-	-	-
N Y COLUMBIA UNIV MAIN DIV	3	3	2	4	1	1	-	-	-	-	-	-
N Y COLUMBIA UNIV BARNARD COL	-	3	-	-	-	-	-	-	-	-	-	-
N Y CORNELL UNIV ALL CAMPUSES	-	1	10	3	4	1	-	-	-	-	-	-
N Y NEW YORK UNIVERSITY	2	-	1	-	1	-	-	-	-	-	-	-
N Y SUNY STATE UNIV BINGHAMTON	-	2	-	-	-	-	-	-	-	-	-	-



TABLE 4.—BACHELOR'S, MASTER'S, AND DOCTOR'S DEGREES CONFERRED IN
 INSTITUTIONS OF HIGHER EDUCATION, BY SEX OF STUDENT, FIELD
 OF STUDY, STATE OR OTHER AREA, AND INSTITUTION: AGGREGATE
 UNITED STATES, 1968-69 — CONTINUED

FIELD OF STUDY, STATE OR OTHER AREA, AND INSTITUTION	BACHELOR'S DEGREES REQUIRING 4 OR 5 YEARS		MASTER'S DEGREES		DOCTOR'S DEGREES (PH.D., ED.D., ETC.)		BACHELOR'S DEGREES REQUIRING 4 OR 5 YEARS		MASTER'S DEGREES		DOCTOR'S DEGREES (PH.D., ED.D., ETC.)	
	MEN	WOMEN	MEN	WOMEN	MEN	WOMEN	MEN	WOMEN	MEN	WOMEN	MEN	WOMEN
(CONTINUED)												
LATIN, CLASSICAL GREEK												
ND WASHINGTON UNIVERSITY	3	2	1	2	—	—						
ND MILLER JEWELL COLLEGE	—	2	—	—	—	—						
ND MONT CARROLL COLLEGE	1	—	—	—	—	—						
ND MONT UNIVERSITY OF MONTANA	1	2	—	—	—	—						
ND MONT UNIVERSITY	1	3	1	4	—	—						
ND NEBR UNIV NEBRASKA MAIN CAMPUS	—	2	—	—	—	—						
ND NEB BARTHOLOM COLLEGE	4	—	—	—	—	—						
ND NEB MTRF DAME COLLEGE	—	2	—	—	—	—						
ND ST ANSELMS COLLEGE	3	—	—	—	—	—						
ND UNIV OF NEW HAMPSHIRE	4	5	—	—	—	—						
ND COLLEGE OF ST ELIZABETH	—	3	—	—	—	—						
ND DREW UNIVERSITY	—	1	—	—	—	—						
ND MONTCLAIR STATE COLLEGE	2	12	—	—	—	—						
ND PRINCETON UNIVERSITY	7	—	17	—	—	—						
ND RUTGERS THE ST U ALL CAM	4	8	—	—	—	—						
ND ST PETERS COLLEGE	5	—	—	—	—	—						
ND SETON HALL UNIVERSITY	33	4	—	—	—	—						
ND UPSALA COLLEGE	—	1	—	—	—	—						
NY ADELPHI UNIVERSITY	4	1	—	—	—	—						
NY CANISUS COLLEGE	—	4	—	—	—	—						
NY CATH COL IMMAC CONCEPTION	2	—	—	—	—	—						
NY CUNY BROOKLYN COLLEGE	5	13	—	—	—	—						
NY CUNY CITY COLLEGE	4	4	—	—	—	—						
NY CUNY HUNTER COLLEGE	3	7	4	1	—	—						
NY CUNY LEHMAN COLLEGE	—	1	—	—	—	—						
NY CUNY QUEENS COLLEGE	2	8	—	—	—	—						
NY COLGATE UNIVERSITY	1	—	1	—	—	—						
NY COL OF MOUNT ST VINCENT	—	1	—	—	—	—						
NY COLLEGE OF NEW ROCHELLE	—	6	—	—	—	—						
NY COL ST ROSE ALL CAMPUSES	—	3	—	—	—	—						
NY COLUMBIA UNIV MAIN DIV	10	3	4	8	—	—						
NY COLUMBIA UNIV BARBARA COL	—	6	—	—	—	—						
NY CORNELL UNIV ALL CAMPUSES	3	2	—	—	—	—						
NY FLORIDA COLLEGE	—	5	—	—	—	—						
NY FORDHAM UNIVERSITY	18	2	7	4	—	—						
NY HAMILTON COLLEGE	1	—	—	—	—	—						
NY HARVARD UNIV ALL CAMPUSES	4	4	—	—	—	—						
NY HAWTHORN COLLEGE	—	4	—	—	—	—						
NY IONA COLLEGE	5	—	—	—	—	—						
NY LE MOYNE COLLEGE	1	1	1	—	—	—						
NY MANHATTAN COLLEGE	—	4	—	—	—	—						
NY MANHATTANVILLE COLLEGE	1	—	—	—	—	—						
NY MARIST COLLEGE	—	4	—	—	—	—						
NY MERRILL COLLEGE	—	—	—	—	—	—						
NY NAZARETH COL OF ROCHESTER	—	1	—	—	—	—						
NY NEW YORK UNIVERSITY	—	3	—	—	—	—						
NY NIAGARA UNIV ALL CAMPUSES	3	—	—	—	—	—						
NY ST BONAVENTURE UNIVERSITY	—	—	2	2	—	—						
NY ST JOHNS UNIVERSITY	—	4	1	—	—	—						
NY SIENA COLLEGE	2	—	—	—	—	—						
NY SUNY STATE UNIV ALBANY	1	8	—	—	—	—						
NY SUNY STATE UNIV RINGHAMTN	1	—	—	—	—	—						
NY SUNY ST U BURLO MAIN CAM	1	2	5	1	—	—						

TABLE 4.—BACHELOR'S, MASTER'S, AND DOCTOR'S DEGREES CONFERRED IN INSTITUTIONS OF HIGHER EDUCATION, BY SEX OF STUDENT, FIELD OF STUDY, STATE OR OTHER AREA, AND INSTITUTION: AGGREGATE UNITED STATES, 1968-69 —CONTINUED

FIELD OF STUDY, STATE OR OTHER AREA, AND INSTITUTION	BACHELOR'S DEGREES REQUIRING 4 OR 5 YEARS		MASTER'S DEGREES		DOCTOR'S DEGREES (PH.D., ED.D., ETC.)		BACHELOR'S DEGREES REQUIRING 4 OR 5 YEARS		MASTER'S DEGREES		DOCTOR'S DEGREES (PH.D., ED.D., ETC.)	
	2	3	4	5	6	7	2	3	4	5	6	7
	MEN	WOMEN	MEN	WOMEN	MEN	WOMEN	MEN	WOMEN	MEN	WOMEN	MEN	WOMEN
LATIN, CLASSICAL GREEK	(CONTINUED)											
PA LEHIGH UNIVERSITY	1	-	-	-	-	-	-	-	-	-	-	-
PA MARYMOUNT COLLEGE	-	3	-	-	-	-	-	7	3	8	4	-
PA MOUNT MERCY COLLEGE	-	3	-	-	-	-	-	5	-	-	-	-
PA MUEHLBERG COLLEGE	1	1	-	-	-	-	-	1	4	-	-	-
PA MILLERSVILLE STATE COL	1	1	-	-	-	-	-	-	-	-	-	-
PA WEST CHESTER STATE COL	1	1	-	-	-	-	-	-	-	-	-	-
PA PENN ST UNIV ALL CAMPUSES	-	3	-	-	-	-	-	-	-	-	-	-
PA ST YVES COLLEGE	1	-	-	-	-	-	-	-	-	-	-	-
PA SETON HILL COLLEGE	-	4	-	-	-	-	-	-	-	-	-	-
PA SUSQUEHANNA UNIVERSITY	4	1	-	-	-	-	-	-	-	-	-	-
PA SWARTHMORE COLLEGE	1	1	-	-	-	-	-	-	-	-	-	-
PA THIEL COLLEGE	1	-	-	-	-	-	-	-	-	-	-	-
PA UNIV OF PENNSYLVANIA	5	6	-	-	-	-	-	3	3	-	-	-
PA UNIV PITTSBG ALL CAMPUSES	1	1	-	-	-	-	-	2	5	0	4	-
PA UNIVERSITY OF SCANTON	1	1	-	-	-	-	-	1	3	-	-	-
PA VILLANOVA UNIVERSITY	1	1	-	-	-	-	-	1	1	-	-	-
PA WESTMINSTER COLLEGE	1	-	-	-	-	-	-	-	-	-	-	-
PA WILSON COLLEGE	1	3	-	-	-	-	-	-	-	-	-	-
RI BROWN UNIVERSITY	7	8	2	7	1	1	-	1	7	-	-	-
S C CONVERSE COLLEGE	-	1	-	-	-	-	-	-	-	-	-	-
S C UNIV S C ALL CAMPUSES	-	1	-	-	-	-	-	-	-	-	-	-
S C WINTHROP COLLEGE	-	4	-	-	-	-	-	-	-	-	-	-
SD UNIVERSITY SOUTH DAKOTA	2	2	1	1	-	-	-	1	1	-	-	-
TENN MEMPHIS STATE UNIVERSITY	4	6	-	-	-	-	-	2	5	-	-	-
TENN SOUTHWESTERN AT MEMPHIS	1	1	-	-	-	-	-	2	9	-	-	-
TENN UNIV OF TENN ALL CAMPUSES	2	1	-	-	-	-	-	-	8	-	-	-
TENN VANDERBILT UNIVERSITY	2	4	1	1	-	-	-	-	2	2	-	-
TENN WM JENNINGS RYAN COLLEGE	4	1	-	-	-	-	-	-	-	-	-	-
TEX ABILENE CHRISTIAN COLLEGE	3	1	1	1	-	-	-	4	-	-	-	-
TEX AUSTIN COLLEGE	1	2	-	-	-	-	-	1	17	-	-	-
TEX RAYLOR UNIV MAIN CAMPUS	3	5	-	-	-	-	-	7	7	-	-	-
TEX HOWARD PAINE COLLEGE	1	1	-	-	-	-	-	-	-	-	-	-
TEX TEXAS TECHNOLOGICAL COL	1	8	-	-	-	-	-	-	-	-	-	-
TEX UNIVERSITY OF ST THOMAS	6	14	3	4	2	2	-	10	30	1	-	-
TEX UNIV TEXAS AT AUSTIN	1	2	-	-	-	-	-	2	1	-	-	-
UTAH BRIGHAM YOUNG UNIVERSITY	2	3	-	-	-	-	-	-	-	-	-	-
UTAH UNIV OF UTAH	1	1	-	-	-	-	-	-	-	-	-	-
VT WARREN COLLEGE	1	1	-	-	-	-	-	-	-	-	-	-
VT MIDDLEBURY COLLEGE	1	1	-	-	-	-	-	-	-	-	-	-
VT ST MICHAEL'S COLLEGE	-	1	-	-	-	-	-	-	-	-	-	-
VT UNIV OF VT & ST AGRIC COL	4	5	-	-	-	-	-	-	-	-	-	-
VA COL WM & MARY MAIN CAMPUS	2	6	-	-	-	-	-	2	1	-	-	-
VA FREDY & HENRY COLLEGE	2	2	-	-	-	-	-	2	-	-	-	-
VA HAMPTON COLLEGE	5	1	-	-	-	-	-	13	73	-	-	-
VA MANTON COLLEGE	1	1	-	-	-	-	-	-	-	-	-	-
VA RADFORD COLLEGE	-	2	-	-	-	-	-	26	-	-	-	-
VA RANDOLPH MACON COLLEGE	2	2	-	-	-	-	-	-	-	-	-	-
VA RANDOLPH MACON WOMANS COL	2	2	-	-	-	-	-	1	2	-	-	-
VA UNIVERSITY OF RICHMOND	4	3	-	-	-	-	-	-	3	-	-	-
VA UNIV OF VA MARY WASH COL	4	6	-	-	-	-	-	-	-	-	-	-
VA UNIV VIRGINIA MAIN CAMPUS	3	3	-	-	-	-	-	4	4	-	-	-
VA WASHINGTON & LEE UNIV	3	3	-	-	-	-	-	-	-	-	-	-
WASH GONZAGA UNIVERSITY	2	-	-	-	-	-	-	-	-	-	-	-
MO ROCKHURST COLLEGE	1	1	-	-	-	-	-	1	1	-	-	-
N H ST ANSELMS COLLEGE	6	6	-	-	-	-	-	6	6	-	-	-
N H NEW MEXICO HIGHLANDS UNIV	4	4	-	-	-	-	-	4	4	-	-	-

TABLE 4.---BACHELOR'S, MASTER'S, AND DOCTOR'S DEGREES CONFERRED IN INSTITUTIONS OF HIGHER EDUCATION, BY SEX OF STUDENT, FIELD OF STUDY, STATE OR OTHER AREA, AND INSTITUTION: AGGREGATE UNITED STATES, 1968-69 --CONTINUED

FIELD OF STUDY, STATE OR OTHER AREA, AND INSTITUTION	BACHELOR'S DEGREES REQUIRING 4 OR 5 YEARS		MASTER'S DEGREES		DOCTOR'S DEGREES (PH.D., ED.D., ETC.)		FIELD OF STUDY, STATE OR OTHER AREA, AND INSTITUTION	BACHELOR'S DEGREES REQUIRING 4 OR 5 YEARS		MASTER'S DEGREES		DOCTOR'S DEGREES (PH.D., ED.D., ETC.)	
	2	3	4	5	6	7		2	3	4	5	6	7
	1	1	1	1	1	1		1	1	1	1	1	1
MODERN LANGUAGES (MORE THAN TWO)	(CONTINUED)												
N Y CUNY LEHMAN COLLEGE	-	3	-	-	-	-	FR PNCH	-	3	-	-	-	
N Y FORDHAM UNIVERSITY	6	5	-	-	-	-	ARK HENDRYX COLLEGE	-	2	-	-	-	
N Y HAMILTON COLLEGE	2	1	-	-	-	-	ARK STATE COLLEGE OF ARK	1	2	-	-	-	
N Y KINGS COLLEGE	8	8	-	-	-	-	ARK UNIV ARK MAIN CAMPUS	1	2	1	4	-	
N Y LE MOYNE COLLEGE	4	4	-	-	-	-	CAL CALIFORNIA LUTHERAN COL	-	5	-	-	-	
N Y LG IS U UNIV CENTER	4	3	-	-	-	-	CAL CALIF STATE COL FULLERTON	3	11	1	2	-	
N Y SYRACUSE UNIV JITICA COL	-	2	-	-	-	-	CAL CALIFORNIA ST COL HAYWARD	1	9	-	-	-	
OHIO ANTIOCH COL MAIN CAMPUS	-	1	-	-	-	-	CAL CALIF STATE COL LONG BCH	3	16	3	2	-	
OHIO KENT ST UNIV MAIN CAMPUS	-	1	-	-	-	-	CAL CALIF STATE COL LOS ANGLS	4	14	1	2	-	
OHIO U CINCINNATI MAIN CAMPUS	-	1	-	-	-	-	CAL CAL ST COL SAN BERNARDINO	1	1	-	-	-	
OKLA OKLA ST UNIV MAIN CAMPUS	1	4	-	-	-	-	CAL CHICO STATE COLLEGE	2	6	-	-	-	
OREG PORTLAND STATE COLLEGE	1	1	-	-	-	-	CAL FRESNO ST COL MAIN CAMPUS	3	8	-	-	-	
OREG PORTLAND STATE COLLEGE	1	1	-	-	-	-	CAL HUMBOLDT STATE COLLEGE	3	2	-	-	-	
PREG UNIVERSITY OF PORTLAND	-	2	-	-	-	-	CAL SACRAMENTO STATE COLLEGE	2	8	2	4	-	
PA LEBANON VALLEY COLLEGE	-	1	-	-	-	-	CAL SAN DIEGO ST COL MAIN CAM	4	25	5	-	-	
PA CHEYNEY STATE COLLEGE	-	3	-	-	-	-	CAL SAN FERNANDO VLY ST COL	6	14	-	-	-	
PA WEST CHESTER STATE COL	2	-	-	-	-	-	CAL SAN FRANCISCO STATE COL	6	20	3	10	-	
PA POINT PARK COLLEGE	-	1	-	-	-	-	CAL SAN JOSE STATE COLLEGE	4	17	2	4	-	
S C COMBEE COLLEGE	-	2	-	-	-	-	CAL SONOMA STATE COLLEGE	1	1	-	-	-	
S C FERRIS COLLEGE	-	1	-	-	-	-	CAL CHAPMAN COLLEGE	-	1	-	-	-	
S C WOFFORD COLLEGE	12	-	-	-	-	-	CAL CLAREMONT UNIV CENTER	-	2	-	-	-	
S D BLACK HILLS STATE COLLEGE	-	1	-	-	-	-	CAL PITZER COLLEGE	-	8	-	-	-	
TENN TENN STATE ALL CAMPUSES	-	1	-	-	-	-	CAL POMONA COLLEGE	-	13	-	-	-	
TENN TENN STATE ALL CAMPUSES	-	10	-	-	-	-	CAL SCRIPPS COLLEGE	-	4	-	-	-	
TENN TENN STATE ALL CAMPUSES	-	1	-	-	-	-	CAL COL OF THE HOLY NAMES	-	4	-	-	-	
TEN TEXAS A & M UNIVERSITY	6	2	-	-	-	-	CAL COLLEGE OF NOTRE DAME	-	10	-	-	-	
VT NORWICH UNIVERSITY	2	-	-	-	-	-	CAL DOMINICAN COL SAN RAFAEL	1	1	1	2	-	
VA SWFET BRUAR COLLEGE	-	3	-	-	-	-	CAL IMMACULATE HEART COLLEGE	2	10	-	-	-	
VA VIRGINIA POLY INSTITUTE	2	4	-	-	-	-	CAL LOMA LINDA U ALL CAMPUSES	1	7	2	1	-	
WASH SEATTLE UNIVERSITY	2	7	-	-	-	-	CAL MARYMOUNT COLLEGE	-	4	-	-	-	
FRENCH	1,367	6,543	420	979	72	62	CAL HILLS COLLEGE	-	6	-	-	-	
ALA ALABAMA COLLEGE	-	3	-	-	-	-	CAL MONTREY INST FOREIGN STU	3	6	1	1	-	
ALA ATHENS COLLEGE	-	1	-	-	-	-	CAL MOUNT ST MARYS COLLEGE	-	2	-	-	-	
ALA AUBURN UNIV I	1	4	-	-	-	-	CAL OCCIDENTAL COLLEGE	-	9	1	-	-	
ALA BIRMINGHAM SOUTHERN COL	1	5	-	-	-	-	CAL PACIFIC UNION COLLEGE	1	1	-	-	-	
ALA HUNTINGDON COLLEGE	1	1	-	-	-	-	CAL ST MARYS COL CALIFORNIA	1	-	-	-	-	
ALA JACKSONVILLE STATE UNIV	1	6	-	-	-	-	CAL SAN FRANCISCO COL WOMEN	3	14	2	3	4	
ALA JUDSON COLLEGE	-	1	-	-	-	-	CAL STANFORD UNIVERSITY	17	76	4	11	2	
ALA MORILE COLLEGE	-	1	-	-	-	-	CAL U OF CAL BAKELLY	1	32	-	4	1	
ALA SAMPFORD UNIVERSITY	2	1	-	-	-	-	CAL U OF CAL DAVIS	1	22	2	3	-	
ALA STILLMAN COLLEGE	-	2	-	-	-	-	CAL U OF CAL IRVINE	9	49	9	12	2	
ALA TALLADEGA COLLEGE	2	3	-	-	-	-	CAL U OF CAL LOS ANGELES	4	7	1	-	-	
ALA UNIV ALABAMA MAIN CAMPUS	-	4	-	-	-	-	CAL U OF CAL RIVERSIDE	5	50	8	7	1	
ALA UNIV OF SOUTH ALABAMA	1	3	-	-	-	-	CAL U OF CAL SANTA BARBARA	1	-	-	-	-	
ALAS ALASKA METHODIST UNIV	1	1	-	-	-	-	CAL U OF CAL SANTA CRUZ	1	-	-	-	-	
ALAS U OF ALAS ALL CAMPUSES	1	1	-	-	-	-	CAL UNIVERSITY OF REDLANDS	1	5	-	-	-	
ARIZ ARIZONA STATE UNIVERSITY	8	5	-	-	-	-	CAL U SAN DIEGO COL FOR WOMEN	2	17	-	-	-	
ARIZ NORTHERN ARIZONA UNIV	1	1	-	-	-	-	CAL UNIV OF STHRN CALIFORNIA	1	9	-	2	1	
ARIZ UNIVERSITY OF ARIZONA	2	2	-	-	-	-	CAL WHITTIER COLLEGE	-	3	-	-	-	
ARK ARKANSAS A & M COLLEGE	1	1	-	-	-	-	COLOR ADAMS STATE COLLEGE	1	2	-	-	-	
ARK ARKANSAS POLYTECHNIC COL	1	1	-	-	-	-	COLOR COLORADO COLLEGE	1	7	-	-	-	
ARK ARK ST UNIV ALL CAMPUSES	1	2	-	-	-	-	COLOR COLORADO STATE COLLEGE	1	1	-	-	-	
ARK ARK ST UNIV ALL CAMPUSES	1	2	-	-	-	-	COLOR COLORADO STATE UNIVERSITY	1	16	-	-	-	

277



TABLE 4.--BACHELOR'S, MASTER'S, AND DOCTOR'S DEGREES CONFERRED IN INSTITUTIONS OF HIGHER EDUCATION, BY SEX OF STUDENT, FIELD OF STUDY, STATE OR OTHER AREA, AND INSTITUTION: AGGREGATE UNITED STATES, 1968-69 --CONTINUED

FIELD OF STUDY, STATE OR OTHER AREA, AND INSTITUTION	BACHELOR'S DEGREES REQUIRING 4 OR 5 YEARS		MASTER'S DEGREES		DOCTOR'S DEGREES (PH.D., ED.D., ETC.)		BACHELOR'S DEGREES REQUIRING 5 OR 5 YEARS	MASTER'S DEGREES		DOCTOR'S DEGREES (PH.D., ED.D., ETC.)			
	1	2	3	4	5	6		7	3	4	5	6	7
	1	2	3	4	5	6		7	3	4	5	6	7
(CONTINUED)													
FRENCH													
GA L ORETO HEIGHTS COLLEGE			4										
GA SOUTHERN COLORADO ST COL		8											
GA UNIV GOLD ALL CAMPUSES	4	51	1	3	11	2	1						
COLO UNIV OF DENVER	1	15											
CONN ALBERTUS MAGNUS COLLEGE			12										
CONN ANNHURST COLLEGE			5										
CONN CENTRAL CONN STATE COL	2	19		1	2								
CONN CONNECTICUT COLLEGE		15											
CONN FAIRFIELD UNIVERSITY	7												
CONN ST JOSEPH COLLEGE		4											
CONN SOUTHERN CONN STATE COL	3	13		1	2								
CONN TRINITY COLLEGE	1	3		3	2								
UNIVERSITY OF BRIDGEPORT	1	4		1									
CONN UNIV CONN ALL CAMPUSES	1	4		1									
CONN UNIVERSITY OF HARTFORD	3	3		1	9	2							
CONN WESLEYAN UNIVERSITY	12			2	7								
CONN YALE UNIVERSITY	22			10	17		5						
DEL UNIVERSITY OF DELAWARE	3	14		3	3								
D C AMERICAN UNIVERSITY		20			4								
D C CATHOLIC UNIV OF AMERICA	5	2		1	3		1						
D C D C TEACHERS COLLEGE	1	4											
D C DUNBAR COL HOLY CROSS		7											
D C GEORGETOWN UNIVERSITY	18	24		3	11		1						
D C GEORGE WASHINGTON UNIV	4	27		4			2						
D C HOWARD UNIVERSITY	4	10											
D C TRINITY COLLEGE		11											
FLA BARRY COLLEGE		1											
FLA BETHUNE COOKMAN COLLEGE	2	3											
FLA FLORIDA PRESBYTERIAN COL	1	1		6									
FLA FLORIDA SOUTHERN COLLEGE		7											
FLA JACKSONVILLE UNIVERSITY	15												
FLA NEW COLLEGE		1											
FLA ROLLINS COL ALL CAMPUSES	2	4											
FLA ST LEON COLLEGE		2											
FLA FLORIDA A & M UNIVERSITY	1	4											
FLA FLORIDA ATLANTIC UNIV	1	3											
FLA FLORIDA STATE UNIVERSITY	1	11		2	9		1						
FLA UNIVERSITY OF FLORIDA	1	19		3			1						
FLA UNIV OF SOUTH FLORIDA	2	13		1	3								
FLA UNIV OF WEST FLORIDA		5											
FLA STETSON UNIVERSITY	1	12											
FLA UNIVERSITY OF MIAMI	1	11		1	4								
FLA UNIVERSITY OF TAMPA	1	1											
GA ARCHES SCOTT COLLEGE	1	7											
GA ALBANY STATE COLLEGE		8											
GA ATLANTA UNIVERSITY		1		1	2								
GA CLARK COLLEGE		6											
GA EMORY UNIV ALL CAMPUSES	1	11		1	7								
GA FORT VALLEY STATE COLLEGE		6											
GA GEORGIA COLLEGE	1	4		1	1								
GA GEORGIA SOUTHERN COLLEGE		4											
GA GEORGIA SOUTHWESTERN COL	1	1											
GA GEORGIA STATE COLLEGE		7											

TABLE 4.--BACHELOR'S, MASTER'S, AND DOCTOR'S DEGREES CONFERRED IN
 THE STUDY OF HIGHER EDUCATION, BY SEX OF STUDENT, FIELD
 OF STUDY, STATE OR OTHER AREA, AND INSTITUTION: AGGREGATE
 UNITED STATES: 1966-69 --- CONTINUED

FIELD OF STUDY, STATE OR OTHER AREA, AND INSTITUTION	BACHELOR'S DEGREES REQUIRING 4 OR 5 YEARS		MASTER'S DEGREES		DOCTOR'S DEGREES (PH.D., ED.D., ETC.)		BACHELOR'S DEGREES REQUIRING 4 OR 5 YEARS		MASTER'S DEGREES		DOCTOR'S DEGREES (PH.D., ED.D., ETC.)				
	1	2	3	4	5	6	7	1	2	3	4	5	6	7	
	MEN		WOMEN		MEN		WOMEN		MEN		WOMEN		MEN		WOMEN
(CONTINUED)															
FRENCH															
ILL UNIV ILL CHICAGO CIRCLE		4	30												
ILL WESTERN ILLINDIS UNIV		6	8												
ILL WHEATON COLLEGE		1	4												
IND ANDERSON COLLEGE		2	4												
IND BALL STATE UNIVERSITY		2	11	6											
IND BUTLER UNIVERSITY		2	4												
IND DEPAUL UNIVERSITY		2	4												
IND EARHAM COL ALL CAMPUSES		1	5												
IND FRANKLIN COL OF INDIANA		1	5												
IND GOSHEN COL & BIBLICAL SEM		1	2												
IND HANOVER COLLEGE		1	2												
IND INDIANA CENTRAL COLLEGE		1	2												
IND INDIANA STATE UNIVERSITY		13	77	3	30	4	3								
IND INDIANA UNIV ALL CAMPUSES		7	77		16	4	3								
IND IOWA UNIV INDIANAPOLIS		1	3												
IND PURDUE UNIV MAIN CAMPUS		2	38												
IND ST FRANCIS COLLEGE		1	2												
IND ST MARYS COLLEGE		1	10												
IND ST MARY OF THE WOODS COL		1	4												
IND ST WEINRAD COL & SCH THED		3	1												
IND UNIV OF EVANSVILLE		4	1		4	14									
IND UNIV OF NOTRE DAME		4	10												
IND VALPARAISO UNIVERSITY		1	1												
IND WARREN COLLEGE		1	1												
IOWA BRIAR CLIFF COLLEGE		1	1												
IOWA BUENA VISTA COLLEGE		2	2												
IOWA CENTRAL UNIV OF IOWA		1	10												
IOWA CLARKE COLLEGE		5	7												
IOWA COE COLLEGE		1	1												
IOWA CORNELL COLLEGE		2	2												
IOWA DRAKE UNIVERSITY		3	8												
IOWA GRINNELL COLLEGE		1	7												
IOWA IOWA WESLEYAN COLLEGE		1	3												
IOWA LORAS COLLEGE		3	1												
IOWA LUTHER COLLEGE		1	8												
IOWA MARYCREST COLLEGE		1	4												
IOWA MORNINGSTAR COLLEGE		1	4												
IOWA MOUNT MERCY COLLEGE		1	1												
IOWA NORTHWESTERN COLLEGE		1	1												
IOWA ST AMBROSIO COLLEGE		2	1												
IOWA SIMPSON COLLEGE		1	3												
IOWA UNIV DUBUQUE MAIN CAMPUS		1	1												
IOWA UNIVERSITY OF IOWA		3	24		11	12	2								
IOWA UNIV OF NORTHERN IOWA		1	9												
IOWA UPPER IOWA UNIVERSITY		1	1												
IOWA WARBURG COLLEGE		1	1												
KANS BAKER UNIVERSITY		1	1												
KANS COLLEGE OF EMPORIA		1	1												
KANS FORT HAYS KANS STATE COL		1	1												
KANS KANS ST COL OF PITTSBURG		1	1												
KANS KANS ST TECH COL EMPORIA		1	2												
KANS KANS WESLEYAN UNIV		1	1												
KANS MARYMOUNT COLLEGE		1	2												
KANS MOUNT ST SCHOLASTICA COL		1	4												



TABLE 4.—BACHELOR'S, MASTER'S, AND DOCTOR'S DEGREES CONFERRED IN INSTITUTIONS OF HIGHER EDUCATION, BY SEX OF STUDENT, FIELD OF STUDY, STATE OR OTHER AREA, AND INSTITUTION: AGGREGATE UNITED STATES, 1968-69 --CONTINUED

FIELD OF STUDY, STATE OR OTHER AREA, AND INSTITUTION	BACHELOR'S DEGREES REQUIRING 4 OR 5 YEARS		MASTER'S DEGREES		DOCTOR'S DEGREES (PH.D., ED.D., ETC.)		BACHELOR'S DEGREES REQUIRING 3 OR 5 YEARS		MASTER'S DEGREES		DOCTOR'S DEGREES (PH.D., ED.D., ETC.)	
	Men	Women	Men	Women	Men	Women	Men	Women	Men	Women	Men	Women
	2	3	4	5	6	7	2	3	4	5	6	7
(CONTINUED)												
FRENCH												
MD HOOD COLLEGE	2	16	3	8	4	4	5	1	3	1	17	1
MD JOHNS HOPKINS U ALL CAM	1	14	4	5	6	7	3	4	2	3	12	1
MD LOYOLA COLLEGE	1	4	2	3	3	3	1	1	1	1	1	1
MD MORGAN STATE COLLEGE	1	5	2	3	3	3	1	1	1	1	1	1
MD MOUNT ST AGNES COLLEGE	1	5	2	3	3	3	1	1	1	1	1	1
MD ST JOSEPH COLLEGE	1	5	2	3	3	3	1	1	1	1	1	1
MD TOMSON STATE COLLEGE	1	5	2	3	3	3	1	1	1	1	1	1
MD UNIV MD MAIN CAMPUS	1	5	2	3	3	3	1	1	1	1	1	1
MD WASHINGTON COLLEGE	1	5	2	3	3	3	1	1	1	1	1	1
MD WESTERN MARYLAND COLLEGE	1	5	2	3	3	3	1	1	1	1	1	1
MD WESTERN MARYLAND COLLEGE	1	5	2	3	3	3	1	1	1	1	1	1
MASS AMHERST COLLEGE	1	5	2	3	3	3	1	1	1	1	1	1
MASS AMHERST COLLEGE	1	5	2	3	3	3	1	1	1	1	1	1
MASS ANNA MARIA COL FOR WOMEN	1	5	2	3	3	3	1	1	1	1	1	1
MASS ASSUMPTION COLLEGE	1	5	2	3	3	3	1	1	1	1	1	1
MASS ATLANTIC UNION COLLEGE	1	5	2	3	3	3	1	1	1	1	1	1
MASS AUGUSTINIAN COL MERMAC VLY	1	5	2	3	3	3	1	1	1	1	1	1
MASS BOSTON COLLEGE	1	5	2	3	3	3	1	1	1	1	1	1
MASS BRANDEIS UNIVERSITY	1	5	2	3	3	3	1	1	1	1	1	1
MASS CARDINAL CUSHING COL INC	1	5	2	3	3	3	1	1	1	1	1	1
MASS CLARK UNIVERSITY	1	5	2	3	3	3	1	1	1	1	1	1
MASS COL OF OUR LADY OF ELMS	1	5	2	3	3	3	1	1	1	1	1	1
MASS CURRY COLLEGE	1	5	2	3	3	3	1	1	1	1	1	1
MASS EMANUEL COLLEGE	1	5	2	3	3	3	1	1	1	1	1	1
MASS HARVARD UNIVERSITY	1	5	2	3	3	3	1	1	1	1	1	1
MASS STATE COL AT BOSTON	1	5	2	3	3	3	1	1	1	1	1	1
MASS STATE COL AT BRIDGEWATER	1	5	2	3	3	3	1	1	1	1	1	1
MASS STATE COL AT WESTFIELD	1	5	2	3	3	3	1	1	1	1	1	1
MASS STATE COL AT WORCESTER	1	5	2	3	3	3	1	1	1	1	1	1
MASS MOUNT HOLYOKE COLLEGE	1	5	2	3	3	3	1	1	1	1	1	1
MASS NEWTON COL SACRED HEART	1	5	2	3	3	3	1	1	1	1	1	1
MASS NORTHWESTERN UNIVERSITY	1	5	2	3	3	3	1	1	1	1	1	1
MASS REGIS COLLEGE	1	5	2	3	3	3	1	1	1	1	1	1
MASS SIMMONS COLLEGE	1	5	2	3	3	3	1	1	1	1	1	1
MASS SMITH COLLEGE	1	5	2	3	3	3	1	1	1	1	1	1
MASS STEVENSON MASS TECH INST	1	5	2	3	3	3	1	1	1	1	1	1
MASS STONEHILL COLLEGE	1	5	2	3	3	3	1	1	1	1	1	1
MASS SUFFOLK UNIV ALL CAMPUSES	1	5	2	3	3	3	1	1	1	1	1	1
MASS TUFTS UNIVERSITY	1	5	2	3	3	3	1	1	1	1	1	1
MASS UNIV MASS AMHERST CAMPUS	1	5	2	3	3	3	1	1	1	1	1	1
MASS UNIV MASS BOSTON CAMPUS	1	5	2	3	3	3	1	1	1	1	1	1
MASS WELLESLEY COLLEGE	1	5	2	3	3	3	1	1	1	1	1	1
MASS WHEATON COLLEGE	1	5	2	3	3	3	1	1	1	1	1	1
MASS WILLIAMS COLLEGE	1	5	2	3	3	3	1	1	1	1	1	1
MASS ADRIAN COLLEGE	1	5	2	3	3	3	1	1	1	1	1	1
MASS ALBION COLLEGE	1	5	2	3	3	3	1	1	1	1	1	1
MASS ALMA COLLEGE	1	5	2	3	3	3	1	1	1	1	1	1
MASS ANDREWS UNIVERSITY	1	5	2	3	3	3	1	1	1	1	1	1
MASS AQUINAS COLLEGE	1	5	2	3	3	3	1	1	1	1	1	1
MASS CALVIN COLLEGE	1	5	2	3	3	3	1	1	1	1	1	1
MASS CENTRAL MICHIGAN UNIV	1	5	2	3	3	3	1	1	1	1	1	1
MASS EASTERN MICHIGAN UNIV	1	5	2	3	3	3	1	1	1	1	1	1
MASS GRAND VALLEY STATE COL	1	5	2	3	3	3	1	1	1	1	1	1
MASS HILLSDALE COLLEGE	1	5	2	3	3	3	1	1	1	1	1	1

TABLE 4.--BACHELORS, MASTERS, AND DOCTOR'S DEGREES CONFERRED IN INSTITUTIONS OF HIGHER EDUCATION, BY SEX OF STUDENT, FIELD OF STUDY, STATE OR OTHER AREA, AND INSTITUTION: AGGREGATE UNITED STATES, 1968-69 --CONTINUED

FIELD OF STUDY, STATE OR OTHER AREA, AND INSTITUTION	BACHELOR'S DEGREES REQUIRING 4 OR 5 YEARS		MASTER'S DEGREES		DOCTOR'S DEGREES (PH.D., ED.D., ETC.)		BACHELOR'S DEGREES REQUIRING 4 OR 5 YEARS		MASTER'S DEGREES		DOCTOR'S DEGREES (PH.D., ED.D., ETC.)			
	1	2	3	4	5	6	7	1	2	3	4	5	6	7
	MEN	WOMEN	MEN	WOMEN	MEN	WOMEN	MEN	MEN	WOMEN	MEN	WOMEN	MEN	WOMEN	MEN
(CONTINUED)														
FRENCH														
MO ST LOUIS U ALL CAMPUSES	1	8	1	4	1	4	1	14	48	19	5	8	1	1
MO SOUTHEAST MISSOURI ST COL	1	5	1	4	1	4	13	19	5	8	5	8	1	1
MO SOUTHWEST MISSOURI ST COL	1	6	1	4	1	4	7	34	2	14	2	14	1	1
MO STEPHENS COLLEGE	2	1	1	1	1	1	3	20	64	5	10	1	1	1
MO TASKIO COLLEGE	2	1	1	1	1	1	16	7	7	3	2	1	1	1
MO UNIV MISSOURI AT COLUMBIA	4	15	7	5	2	3	6	1	1	1	3	2	1	1
MO UNIV MISSOURI AT ST LOUIS	1	9	2	4	1	4	1	18	10	4	1	4	1	1
MO WASHINGTON UNIVERSITY	2	7	2	4	1	4	1	9	9	5	24	15	8	8
MO WEBSTER COLLEGE	1	5	1	1	1	1	13	9	5	24	15	8	1	1
MO WILLIAM JEWELL COLLEGE	1	5	1	1	1	1	1	20	20	1	1	1	1	1
MO WILLIAM WOODS COLLEGE	4	4	1	1	1	1	1	1	1	1	1	1	1	1
MONT CARROLL COLLEGE	1	4	1	1	1	1	1	1	1	1	1	1	1	1
MONT MARYMOUNT STATE UNIVERSITY	1	4	1	1	1	1	1	1	1	1	1	1	1	1
MONT ROCKY MOUNTAIN COLLEGE	1	2	1	1	1	1	1	1	1	1	1	1	1	1
MONT UNIVERSITY OF MONTANA	2	16	1	1	1	1	6	11	4	8	1	1	1	1
NEBR COLLEGE OF ST MARY	1	3	1	1	1	1	1	1	1	1	1	1	1	1
NEBR CREIGHTON UNIVERSITY	1	2	1	1	1	1	1	1	1	1	1	1	1	1
NEBR DANA COLLEGE	2	2	1	1	1	1	1	1	1	1	1	1	1	1
NEBR KEARNEY STATE COLLEGE	2	3	1	1	1	1	1	1	1	1	1	1	1	1
NEBR MIDLAND LUTHERAN COLLEGE	1	2	1	1	1	1	1	1	1	1	1	1	1	1
NEBR PERU STATE COLLEGE	1	1	1	1	1	1	1	1	1	1	1	1	1	1
NEBR UNIV NEBRASKA MAIN CAMPUS	16	16	1	2	1	2	1	12	12	1	1	1	1	1
NEBR UNIV NEBRASKA AT OMAHA	3	3	1	1	1	1	10	10	10	10	10	10	10	10
NEBR WAYNE STATE COLLEGE	1	2	1	1	1	1	1	11	11	11	11	11	11	11
NEV NEVADA SOUTHERN UNIV	1	1	1	1	1	1	1	2	2	2	2	2	2	2
NEV UNIVERSITY OF NEVADA	1	3	1	1	1	1	1	10	10	10	10	10	10	10
NH BELKNAP COLLEGE	1	1	1	1	1	1	1	1	1	1	1	1	1	1
NH DARTMOUTH COLLEGE	12	1	1	1	1	1	1	1	1	1	1	1	1	1
NH MOUNT ST MARY COLLEGE	2	2	1	1	1	1	1	1	1	1	1	1	1	1
NH NOTRE DAME COLLEGE	1	7	1	1	1	1	1	13	13	13	13	13	13	13
NH RIVIER COLLEGE	1	17	1	8	1	8	6	6	6	6	6	6	6	6
NH UNIV OF NEW HAMPSHIRE	17	17	1	1	1	1	1	1	1	1	1	1	1	1
NH UNIV N H PLYMOUTH ST COL	1	1	1	1	1	1	1	1	1	1	1	1	1	1
NJ BLOOMFIELD COLLEGE	2	1	1	1	1	1	1	1	1	1	1	1	1	1
NJ CALDWELL COL FOR WOMEN	1	9	1	1	1	1	1	1	1	1	1	1	1	1
NJ COLLEGE OF ST ELIZABETH	2	2	1	1	1	1	1	1	1	1	1	1	1	1
NJ DREW UNIVERSITY	10	10	1	1	1	1	1	1	1	1	1	1	1	1
NJ FAIRHURGH DICKINSON U ALL CAM	5	15	1	1	1	1	1	1	1	1	1	1	1	1
NJ GEORGIAN COURT COLLEGE	12	12	1	1	1	1	1	1	1	1	1	1	1	1
NJ MONTCLAIR STATE COLLEGE	5	51	1	1	1	1	1	1	1	1	1	1	1	1
NJ RIDER COLLEGE	1	1	1	1	1	1	1	1	1	1	1	1	1	1
NJ RUTGERS THE ST U ALL CAM	10	79	1	10	1	10	1	1	1	1	1	1	1	1
NJ ST PETERS COLLEGE	3	3	1	1	1	1	1	1	1	1	1	1	1	1
NJ SEYDIN HALL UNIVERSITY	7	4	1	5	1	5	1	1	1	1	1	1	1	1
NJ UP-VILLA COLLEGE	1	8	1	1	1	1	1	1	1	1	1	1	1	1
NM EASTERN NEW MEX U ALL CAM	2	2	1	1	1	1	1	1	1	1	1	1	1	1
NM NEW MEXICO HIGHLANDS UNIV	1	1	1	1	1	1	1	1	1	1	1	1	1	1
NM UNIV OF ALBUQUERQUE	2	2	1	1	1	1	1	1	1	1	1	1	1	1
NM UNIVERSITY OF NEW MEXICO	2	11	1	3	1	3	1	1	1	1	1	1	1	1
NY ADELPHI UNIVERSITY	1	7	1	2	1	2	1	1	1	1	1	1	1	1
NY ALFRED UNIV ALL CAMPUSES	1	8	1	1	1	1	1	1	1	1	1	1	1	1
NY BRIARCLIFF COLLEGE	1	8	1	1	1	1	1	1	1	1	1	1	1	1
NY CANISTOTUS COLLEGE	2	2	1	1	1	1	1	1	1	1	1	1	1	1



TABLE 4.—BACHELOR'S, MASTER'S, AND DOCTOR'S DEGREES CONFERRED IN INSTITUTIONS OF HIGHER EDUCATION BY SEX OF STUDENT, FIELD OF STUDY, STATE OR OTHER AREA, AND INSTITUTION—AGGREGATE UNITED STATES, 1968-69—CONTINUED

FIELD OF STUDY, STATE OR OTHER AREA, AND INSTITUTION	BACHELOR'S DEGREES REQUIRING 4 OR 5 YEARS		MASTER'S DEGREES		DOCTOR'S DEGREES (PH.D., ED.D., ETC.)		BACHELOR'S DEGREES REQUIRING 4 OR 5 YEARS		MASTER'S DEGREES		DOCTOR'S DEGREES (PH.D., ED.D., ETC.)	
	2	3	4	5	6	7	2	3	4	5	6	7
	Men	Women	Men	Women	Men	Women	Men	Women	Men	Women	Men	Women
(CONTINUED)												
FRENCH												
N Y SUNY COLLEGE BROCKPORT	2	15										
N Y SUNY COLLEGE BUFFALO	3	14										
N Y SUNY COLLEGE CORIAND		11										
N Y SUNY COLLEGE FREDONIA	2	12										
N Y SUNY COLLEGE GENESEO	3	5										
N Y SUNY COLLEGE NEW PALTZ	3	12	2	2								
N Y SUNY COLLEGE ONEONTA	1	4										
N Y SUNY COLLEGE OSWEGO	4	27										
N Y SUNY COLLEGE PLATTSBURGH		1										
N Y SUNY COLLEGE POTSDAM	1	27	3	1								
N Y SYRACUSE U MAIN CAMPUS		9	1	2								
N Y SYRACUSE UNIV UTICA COL	1	7										
N Y UNION COLLEGE	7											
N Y UNIVERSITY OF ROCHESTER	2	16	15	2	1	2						
N Y VASSAR COLLEGE		20										
N Y WAGNER COLLEGE		2										
N Y WELLS COLLEGE		12										
N Y YESHIVA UNIVERSITY		10										
N C APPALACHIAN ST UNIVERSITY	3	14	4	8								
N C ATLANTIC CHRISTIAN COL	1	1										
N C CAMPBELL COLLEGE	1	5										
N C CATAMRA COLLEGE	1	1										
N C DAVIDSON COLLEGE	8											
N C DUKE UNIVERSITY		19	4	11		1						
N C EAST CAROLINA U ALL CAM	2	14										
N C ELON COLLEGE		6										
N C GREENSBORO COLLEGE	1	4										
N C GUILDFORD COLLEGE	3	4										
N C HIGH POINT COLLEGE		2										
N C JOHNSON C SMITH UNIV	1	12										
N C LIVINGSTONE COLLEGE	2	4										
N C MARS HILL COLLEGE	3	3										
N C MERRITT COLLEGE		4										
N C METHODIST COLLEGE		3										
N C N C AG & TECH STATE UNIV	3	9	1									
N C N C COLLEGE AT DURHAM	4	7	2									
N C N C WESLEYAN COLLEGE	1	3										
N C PEMBROKE STATE COL	1											
N C PEPPER COLLEGE		3										
N C DUPENS COLLEGE		7										
N C ST ANDREWS PRESBY COL	1	5										
N C ST AUGUSTINES COL	1	5										
N C SALEM COLLEGE		12										
N C SHAW UNIVERSITY		1										
N C UNIV OF NC AT CHAPEL HILL	14	33	3	10								
N C UNIV OF NC AT CHARLOTTE	1	3										
N C UNIV OF NC AT GREENSBORO		10										
N C WAKE FOREST UNIVERSITY		11										
N C WESTERN CAROLINA UNIV	3	1										
N C WILMINGTON COLLEGE	2	4										
N D UNIV N DAK MAIN CAMPUS	2	10										
OHIO ANTIOCH COL MAIN CAMPUS	3	3										
OHIO ASHLAND COLLEGE	5	3										
OHIO BALDWIN-WALLACE COLLEGE		9										

TABLE 4.--BACHELOR'S, MASTER'S, AND DOCTOR'S DEGREES CONFERRED IN INSTITUTIONS OF HIGHER EDUCATION, BY SEX OF STUDENT, FIELD OF STUDY, STATE OR OTHER AREA, AND INSTITUTION: AGGREGATE UNITED STATES, 1968-69 --CONTINUED

FIELD OF STUDY, STATE OR OTHER AREA, AND INSTITUTION	BACHELOR'S DEGREES REQUIRING 4 OR 5 YEARS		MASTER'S DEGREES		DOCTOR'S DEGREES (PH.D., ED.D., ETC.)		BACHELOR'S DEGREES REQUIRING 4 OR 5 YEARS		MASTER'S DEGREES		DOCTOR'S DEGREES (PH.D., ED.D., ETC.)	
	2	3	4	5	6	7	2	3	4	5	6	7
	1	1	1	1	1	1	1	1	1	1	1	1
FRENCH	(CONTINUED)											
OKLA UNIVERSITY OF TULSA	2	3	-	-	-	-	1	2	-	-	-	-
OREG LEAH'S & CLARK COLLEGE	2	11	-	-	-	-	1	14	-	-	-	-
OREG LINFIELD COLLEGE	-	1	-	-	-	-	2	2	-	-	-	-
OREG MARYL HURST COLLEGE	-	4	-	-	-	-	1	10	1	1	-	-
OREG OREGON STATE UNIVERSITY	-	1	-	-	-	-	1	7	-	-	-	-
OREG PACIFIC UNIVERSITY	1	1	-	-	-	-	2	1	-	-	-	-
OREG PORTLAND STATE COLLEGE	2	10	-	-	-	-	1	17	-	-	-	-
OREG REED COLLEGE	2	2	-	-	-	-	2	1	-	-	-	-
OREG UNIVERSITY OF PORTLAND	-	5	-	-	-	-	4	13	-	-	-	-
OREG WILLAMETTE UNIVERSITY	-	5	-	-	-	-	4	22	-	-	-	-
PA ALLEGHANY COLLEGE	1	4	-	-	-	-	6	50	15	2	-	-
PA ALLEGHANY COLLEGE	1	10	-	-	-	-	1	1	1	4	-	-
PA ALLENTOWN COL ST FR D SALS	6	-	-	-	-	-	1	7	-	-	-	-
PA ALVERNIA COLLEGE	2	6	-	-	-	-	1	4	-	-	-	-
PA BEAVER COLLEGE	2	6	-	-	-	-	1	4	-	-	-	-
PA BRYN MAWR COLLEGE	15	7	-	-	-	-	1	13	-	-	-	-
PA ROCKWELL UNIVERSITY	7	-	-	-	-	-	1	7	-	-	-	-
PA CARNEGIE-MELLON UNIV	-	3	-	-	-	-	1	7	-	-	-	-
PA CEDAR CREST COLLEGE	10	-	-	-	-	-	21	18	5	4	-	-
PA CHATHAM COLLEGE	7	-	-	-	-	-	1	7	-	-	-	-
PA CHESTNUT HILL COLLEGE	11	-	-	-	-	-	5	17	6	17	-	-
PA COLLEGE MISERICORDIA	4	4	-	-	-	-	1	15	-	-	-	-
PA DICKINSON COLLEGE	2	9	-	-	-	-	2	-	-	-	-	-
PA DUQUESNE UNIVERSITY	2	9	-	-	-	-	1	7	-	-	-	-
PA EASTERN BAPTIST COLLEGE	1	1	-	-	-	-	2	-	-	-	-	-
PA ELIZABETHTOWN COLLEGE	-	3	-	-	-	-	5	2	-	-	-	-
PA FRANKLIN & MARSHALL COL	8	-	-	-	-	-	3	-	-	-	-	-
PA GANNON COLLEGE	2	2	-	-	-	-	1	4	-	-	-	-
PA GENEVA COLLEGE	-	3	-	-	-	-	1	6	-	-	-	-
PA GETTYSBURG COLLEGE	3	3	-	-	-	-	2	7	-	-	-	-
PA GROVE CITY COLLEGE	1	12	-	-	-	-	1	4	-	-	-	-
PA GWYNEDD-MERCY COLLEGE	1	4	-	-	-	-	1	2	-	-	-	-
PA HAVERFORD COLLEGE	3	-	-	-	-	-	6	11	5	11	-	-
PA HOLY FAMILY COLLEGE	-	3	-	-	-	-	1	3	-	-	-	-
PA IMMACULATE COLLEGE	6	-	-	-	-	-	20	-	-	-	-	-
PA INDIANA U OF PA ALL CAM	5	10	-	-	-	-	9	22	-	-	-	-
PA JUNIATA COLLEGE	2	11	-	-	-	-	3	5	1	3	-	-
PA KINGS COLLEGE	10	-	-	-	-	-	1	3	-	-	-	-
PA LAFAYETTE COLLEGE	1	-	-	-	-	-	1	3	-	-	-	-
PA LA SALLE COLLEGE	12	-	-	-	-	-	1	3	-	-	-	-
PA LEBANON VALLEY COLLEGE	1	2	-	-	-	-	1	4	-	-	-	-
PA LEHIGH UNIVERSITY	1	-	-	-	-	-	1	9	-	-	-	-
PA LINCOLN UNIVERSITY	1	-	-	-	-	-	1	2	-	-	-	-
PA LYCOMING COLLEGE	2	5	-	-	-	-	1	2	-	-	-	-
PA MARYWOOD COLLEGE	11	-	-	-	-	-	1	1	-	-	-	-
PA MERCYHURST COLLEGE	1	1	-	-	-	-	1	3	-	-	-	-
PA MORAVIAN COL MAIN CAMPUS	-	4	-	-	-	-	7	25	-	-	-	-
PA MOUNT MERCY COLLEGE	-	3	-	-	-	-	1	2	-	-	-	-
PA MUILENBERG COLLEGE	2	5	-	-	-	-	1	2	-	-	-	-
PA OUR LADY OF ANGELS COL	1	3	-	-	-	-	1	3	-	-	-	-
PA P M C COLLEGES	1	1	-	-	-	-	1	28	-	-	-	-
PA BLOOMSBURG STATF COLLEGE	4	9	-	-	-	-	1	1	-	-	-	-
PA CALIFORNIA STATE COLLEGE	1	10	-	-	-	-	1	1	-	-	-	-



TABLE 4.--BACHELOR'S, MASTER'S, AND DOCTOR'S DEGREES CONFERRED IN INSTITUTIONS OF HIGHER EDUCATION, BY SEX OF STUDENT, FIELD OF STUDY, STATE OR OTHER AREA, AND INSTITUTION: AGGREGATE UNITED STATES, 1968-69 --CONTINUED

FIELD OF STUDY, STATE OR OTHER AREA, AND INSTITUTION	BACHELOR'S DEGREES REQUIRING 4 OR 5 YEARS		MASTER'S DEGREES		DOCTOR'S DEGREES (PH.D., ED.D., ETC.)		BACHELOR'S DEGREES REQUIRING 4 OR 5 YEARS		MASTER'S DEGREES		DOCTOR'S DEGREES (PH.D., ED.D., ETC.)	
	MEN	WOMEN	MEN	WOMEN	MEN	WOMEN	MEN	WOMEN	MEN	WOMEN	MEN	WOMEN
(CONTINUED)												
FRENCH												
SD UNIVERSITY SOUTH DAKOTA		4	1	2			1	3				
SD YANKTON COLLEGE		1				1	1					
TENN AUSTIN PEAY STATE UNIV		1				19	27					
TENN BELMONT COLLEGE		4				8	14					
TENN CARSON NEWMAN COLLEGE		1				2	4					
TENN E TENN ST U ALL CAMPUSES		4				1	3					
TENN GEORGE PEABODY COL TCHRS		1					4					
TENN KING COLLEGE		1				1	1					
TENN KNOXVILLE COLLEGE		4				5	9					
TENN LAMBETH COLLEGE		1				1						
TENN LITTLE ROCK COLLEGE		1				2						
TENN MARYVILLE COLLEGE		5										
TENN MEMPHIS STATE UNIVERSITY		3				1	1					
TENN MIDDLE TENNESSEE ST UNIV		11				34	84					
TENN SOUTHWESTERN AT MEMPHIS		7										
TENN TENN AG & INDUS ST UNIV		3										
TENN TENN TECHNOLOGICAL UNIV		3										
TENN UNION UNIVERSITY		2				2	6					
TENN UNIVERSITY OF THE SOUTH		1				3	9					
TENN UNIV OF TENN ALL CAMPUSES		15				4	10					
TENN VANDERBILT UNIVERSITY		1				3	5					
TENN ABILENE CHRISTIAN COLLEGE		1				2	5					
TEX AUSTIN COLLEGE		2					14					
TEX BAYLOR UNIV MAIN CAMPUS		3					6					
TEX DOMINICAN COLLEGE		3					1					
TEX EAST TEXAS STATE UNIV		2				4	1					
TEX HOUSTON BAPTIST COLLEGE		1										
TEX HOUSTON TILLYSON COLLEGE		1										
TEX LAMAR STATE COL TECH		2										
TEX MIDWESTERN UNIVERSITY		1										
TEX NORTH TEXAS STATE UNIV		2										
TEX OUR LADY OF THE LAKE COL		2										
TEX RICE UNIVERSITY		1				2	8					
TEX ST EDWARDS UNIVERSITY		2				20	20					
TEX ST MARYS UNIVERSITY		1				2	5					
TEX SAN HOUSTON STATE COL		1					23					
TEX SOUTHERN METHODIST UNIV		2				16						
TEX SOUTHWESTERN UNIVERSITY		10				4	10					
TEX SOUTHWEST TEXAS STATE COL		1				1						
TEX STEPHEN F. AUSTIN ST COL		1				2	2					
TEX TEXAS A & T UNIVERSITY		1				1	2					
TEX PATRIE VIEW A & M COL		1										
TEX TARBLETON STATE COLLEGE		1										
TEX TEXAS CHRISTIAN UNIV		1				2	39					
TEX TEXAS SOUTHERN UNIV		7				1	2					
TEX TEXAS TECHNOLOGICAL COL		2				1	16					
TEX TEXAS WOMANS UNIVERSITY		2				1	2					
TEX TRINITY UNIVERSITY		1					3					
TEX UNIVERSITY OF DALLAS		4					5					
TEX UNIVERSITY OF HOUSTON		1					1					
TEX UNIVERSITY OF ST THOMAS		1					1					
TEX UNIV OF TEX AT ARLINGTON		3					10					
TEX UNIV TEXAS AT AUSTIN		5					9					

TABLE 4. --BACHELOR'S, MASTER'S, AND DOCTOR'S DEGREES CONFERRED IN INSTITUTIONS OF HIGHER EDUCATION, BY SEX OF STUDENT, FIELD OF STUDY, STATE OR OTHER AREA, AND INSTITUTION: AGGREGATE UNITED STATES, 1968-69 --CONTINUED

FIELD OF STUDY, STATE OR OTHER AREA, AND INSTITUTION	BACHELOR'S DEGREES REQUIRING 4 OR 5 YEARS		MASTER'S DEGREES		DOCTOR'S DEGREES (PH.D., ED.D., ETC.)		BACHELOR'S DEGREES REQUIRING 4 OR 5 YEARS		MASTER'S DEGREES		DOCTOR'S DEGREES (PH.D., ED.D., ETC.)	
	2	3	4	5	6	7	2	3	4	5	6	7
	1	1	1	1	1	1	1	1	1	1	1	1
(CONTINUED)												
FRENCH												
W VA GLENVILLE STATE COLLEGE	1	1	-	-	-	-	-	-	-	-	-	-
W VA MARSHALL UNIV ALL CAMPUSES	-	3	-	-	-	-	-	-	-	-	-	-
W VA MOPRIS HARVEY COLLEGE	-	8	-	-	-	-	-	-	-	-	-	-
W VA SHEPHERD COLLEGE	-	1	-	-	-	-	-	-	-	-	-	-
W VA W LIBERTY ST COL ALL CAM	1	4	-	-	-	-	-	-	-	-	-	-
W VA WEST VIRGINIA STATE COL	1	4	-	-	-	-	-	-	-	-	-	-
W VA W VA UNIV ALL CAMPUSES	1	21	2	4	-	-	-	-	-	-	-	-
W VA W VIRGINIA WESLEYAN COL	1	1	-	-	-	-	-	-	-	-	-	-
WIS ALVERNO COLLEGE	-	4	-	-	-	-	-	-	-	-	-	-
WIS BELLOIT COLLEGE	1	9	-	-	-	-	-	-	-	-	-	-
WIS CARDINAL STRITCH COLLEGE	-	6	-	-	-	-	-	-	-	-	-	-
WIS CARROLL COLLEGE	-	8	-	-	-	-	-	-	-	-	-	-
WIS CARTHAGE COLLEGE	1	5	-	-	-	-	-	-	-	-	-	-
WIS EDGEWOOD COLLEGE	-	3	-	-	-	-	-	-	-	-	-	-
WIS HOLY FAMILY COLLEGE	-	1	-	-	-	-	-	-	-	-	-	-
WIS LAWRENCE UNIV MAIN CAMPUS	2	8	-	-	-	-	-	-	-	-	-	-
WIS MARQUETTE U ALL CAMPUSES	3	15	-	2	-	-	-	-	-	-	-	-
WIS HILTON COLLEGE	1	1	-	-	-	-	-	-	-	-	-	-
WIS MT MARY COLLEGE	-	3	-	-	-	-	-	-	-	-	-	-
WIS NORTHLAND COLLEGE	-	1	-	-	-	-	-	-	-	-	-	-
WIS RIPON COLLEGE	3	10	-	-	-	-	-	-	-	-	-	-
WIS ST NORBERT COLLEGE	-	9	-	-	-	-	-	-	-	-	-	-
WIS U OF WIS MADISON	7	104	11	59	4	4	-	-	-	-	-	-
WIS U OF WIS MILWAUKEE	1	10	1	7	-	-	-	-	-	-	-	-
WIS STATE UNIV FAU CLAIRE	-	7	1	1	-	-	-	-	-	-	-	-
WIS STATE UNIV LA CROSSE	-	3	-	-	-	-	-	-	-	-	-	-
WIS STATE UNIV OSHKOSH	1	15	-	-	-	-	-	-	-	-	-	-
WIS ST U PLATV MAIN CAM	1	3	-	-	-	-	-	-	-	-	-	-
WIS STATE UNIV RIVER FALLS	-	2	-	-	-	-	-	-	-	-	-	-
WIS STATE UNIV STEVENS PNT	1	2	-	-	-	-	-	-	-	-	-	-
WIS STATE UNIV SUPERIOR	-	2	-	-	-	-	-	-	-	-	-	-
WIS STATE UNIV WHITEWATER	3	7	-	-	-	-	-	-	-	-	-	-
WYO UNIVERSITY OF WYOMING	4	4	1	1	-	-	-	-	-	-	-	-
U S U S NAVAL ACADEMY	5	5	-	-	-	-	-	-	-	-	-	-
P R CATHOLIC UNIV OF P R	-	4	-	-	-	-	-	-	-	-	-	-
P R COL OF THE SACRED HEART	-	6	-	-	-	-	-	-	-	-	-	-
P R U PUERTO RICO ALL CAMPUSES	1	8	-	-	-	-	-	-	-	-	-	-
ITALIAN												
55	129	57	44	5	6	-	-	-	-	-	-	-
CAL SAN FRANCISCO STATE COL	1	2	2	-	-	-	-	-	-	-	-	-
CAL COL OF THE HOLY NAMES	-	2	-	-	-	-	-	-	-	-	-	-
CAL DOMINICAN COL SAN RAFAEL	-	2	-	-	-	-	-	-	-	-	-	-
CAL SAN FRANCISCO COL WOMEN	-	1	-	-	-	-	-	-	-	-	-	-
CAL U OF CAL RPKFLEY	2	12	1	6	-	-	-	-	-	-	-	-
CAL U OF CAL LOS ANGELES	-	16	1	2	-	-	-	-	-	-	-	-
CAL U OF CAL SANTA BARBARA	-	1	-	-	-	-	-	-	-	-	-	-
CAL U SAN DIEGO COL FOR WOMEN	-	1	-	-	-	-	-	-	-	-	-	-
CAL UNIV OF STAN CALIFORNIA	-	1	-	-	-	-	-	-	-	-	-	-
COLORADO UNIV COLD ALL CAMPUSES	1	-	4	3	-	-	-	-	-	-	-	-
CONN ALBERTUS MAGNUS COLLEGE	-	4	-	-	-	-	-	-	-	-	-	-
CONN SOUTHERN CONN STATE COL	-	1	-	-	-	-	-	-	-	-	-	-
CONN TRINITY COLLEGE	1	1	-	-	-	-	-	-	-	-	-	-
CONN UNIV CONN ALL CAMPUSES	1	1	-	-	-	-	-	-	-	-	-	-
CONN YALE UNIVERSITY	1	1	9	1	-	-	-	-	-	-	-	-

TABLE 4.--BACHELOR'S, MASTER'S, AND DOCTOR'S DEGREES CONFERRED IN INSTITUTIONS OF HIGHER EDUCATION, BY SEX OF STUDENT, FIELD OF STUDY, STATE OR OTHER AREA, AND INSTITUTION: AGGREGATE UNITED STATES, 1968-69 --CONTINUED

Table with columns for BACHELOR'S DEGREES (MEN, WOMEN), MASTER'S DEGREES (MEN, WOMEN), DOCTOR'S DEGREES (MEN, WOMEN), FIELD OF STUDY, STATE OR OTHER AREA, AND INSTITUTION, and BACHELOR'S DEGREES REQUIRING 4 OR 5 YEARS (MEN, WOMEN). Rows are categorized by language: ITALIAN, PORTUGUESE, SPANISH, and SPANISH (CONTINUED).

TABLE 4.--BACHELOR'S, MASTER'S, AND DOCTOR'S DEGREES CONFERRED IN INSTITUTIONS OF HIGHER EDUCATION, BY SEX OF STUDENT, FIELD OF STUDY, STATE OR OTHER AREA, AND INSTITUTION: AGGREGATE UNITED STATES, 1968-69 --CONTINUED

FIELD OF STUDY, STATE OR OTHER AREA, AND INSTITUTION	BACHELOR'S DEGREES REQUIRING 4 OR 5 YEARS		MASTER'S DEGREES		DOCTOR'S DEGREES (PH.D., ED.D., ETC.)		BACHELOR'S DEGREES REQUIRING 4 OR 5 YEARS		MASTER'S DEGREES		DOCTOR'S DEGREES (PH.D., ED.D., ETC.)			
	1	2	3	4	5	6	7	1	2	3	4	5	6	7
	MEN	WOMEN	MEN	WOMEN	MEN	WOMEN	MEN	MEN	WOMEN	MEN	WOMEN	MEN	WOMEN	MEN
(CONTINUED)														
SPANISH														
GA LORETO HEIGHTS COLLEGE	2	-	-	-	-	-	-	7	15	1	3	-	-	-
GA VALDOSTA STATE COLLEGE	4	7	5	1	1	-	-	-	-	-	-	-	-	-
GA VALDOSTA STATE COLLEGE	44	7	5	1	1	-	-	-	-	-	-	-	-	-
GA WESLEYAN COLLEGE	1	-	-	-	-	-	-	-	-	-	-	-	-	-
GA WEST GEORGIA COLLEGE	1	-	-	-	-	-	-	-	-	-	-	-	-	-
HAMA CHAMINADE COL OF HONDOLULU	-	-	-	-	-	-	-	3	5	1	1	-	-	-
HAMA UNIV HAWAII MAIN CAMPUS	8	-	-	-	-	-	-	2	2	-	-	-	-	-
IDA IDAHO STATE UNIVERSITY	2	12	2	-	-	-	-	1	1	-	-	-	-	-
IDA UNIVERSITY OF IDAHO	6	-	-	-	-	-	-	2	1	-	-	-	-	-
ILL AUGUSTANA COLLEGE	3	-	-	-	-	-	-	1	1	-	-	-	-	-
ILL BARAT COL OF SAGREED HEART	5	-	-	-	-	-	-	1	2	-	-	-	-	-
ILL BLACKBURN COLLEGE	20	1	-	-	-	-	-	-	-	-	-	-	-	-
ILL COLLEGE OF ST FRANCIS	4	3	3	3	3	3	3	-	3	-	-	-	-	-
ILL DEPAUL UNIVERSITY	4	4	4	4	4	4	4	-	3	-	-	-	-	-
ILL EASTERN ILLINOIS UNIV	16	2	2	2	2	2	2	-	8	-	-	-	-	-
ILL ELMHURST COLLEGE	1	1	1	1	1	1	1	-	2	-	-	-	-	-
ILL GREENVILLE COLLEGE	1	1	1	1	1	1	1	-	3	-	-	-	-	-
ILL ILLINOIS STATE UNIVERSITY	2	-	-	-	-	-	-	7	19	6	7	-	-	-
ILL ILLINOIS WESLEYAN UNIV	3	1	1	1	1	1	1	2	6	-	-	-	-	-
ILL KNOX COLLEGE	13	1	1	1	1	1	1	2	6	-	-	-	-	-
ILL LAKE FOREST COLLEGE	4	16	3	3	3	3	3	2	6	-	-	-	-	-
ILL LEWIS COLLEGE	5	3	3	4	4	4	4	1	-	-	-	-	-	-
ILL LLOYLA UNIVERSITY	8	-	-	-	-	-	-	5	10	5	10	-	-	-
ILL M/CURRAY COLLEGE	11	1	1	1	1	1	1	1	8	-	-	-	-	-
ILL MILLIKIN UNIVERSITY	4	3	3	3	3	3	3	2	8	-	-	-	-	-
ILL MONMOUTH COLLEGE	1	14	1	1	1	1	1	2	2	-	-	-	-	-
ILL MUNDELEIN COLLEGE	1	-	-	-	-	-	-	-	5	-	-	-	-	-
ILL NORTH CENTRAL COLLEGE	1	8	8	8	8	8	8	-	4	-	-	-	-	-
ILL NORTH EASTERN ILL ST COL	1	4	4	4	4	4	4	-	2	-	-	-	-	-
ILL NORTH ILLINOIS UNIV	3	3	3	3	3	3	3	-	29	-	-	-	-	-
ILL NORTH PARK COL & THEO SEM	9	-	-	-	-	-	-	1	21	-	-	-	-	-
ILL NORTHWESTERN UNIVERSITY	1	1	1	1	1	1	1	-	13	2	7	-	-	-
ILL PRINCIPLE COLLEGE	1	3	3	3	3	3	3	-	4	-	-	-	-	-
ILL QUINCY COLLEGE	2	2	2	2	2	2	2	-	2	-	-	-	-	-
ILL ROCKFORD COLLEGE	3	3	3	3	3	3	3	-	2	-	-	-	-	-
ILL ROOSEVELT UNIVERSITY	3	3	3	3	3	3	3	-	6	6	15	-	-	-
ILL RISBY COLLEGE	6	28	8	8	8	8	8	-	15	-	-	-	-	-
ILL ST DOMINIC COLLEGE	22	1	1	1	1	1	1	-	1	-	-	-	-	-
ILL ST XAVIER COLLEGE	6	6	6	6	6	6	6	-	3	-	-	-	-	-
ILL SOUTHERN ILL UNIV MAIN CAMPUS	8	8	8	8	8	8	8	-	12	4	3	-	-	-
ILL SOUTHERN ILL UNIV EDWARDSVILLE CAMPUS	1	7	7	7	7	7	7	-	2	-	-	-	-	-
ILL TRINITY COLLEGE	17	4	4	4	4	4	4	-	1	-	-	-	-	-
ILL UNIVERSITY OF CHICAGO	8	1	1	1	1	1	1	-	1	1	6	-	-	-
ILL UNIV OF ILL IRRANA CAMPUS	1	1	1	1	1	1	1	-	8	9	23	-	-	-
ILL UNIV ILL CHICAGO CIRCLE	1	1	1	1	1	1	1	-	3	27	6	2	-	-
ILL WESTERN ILLINOIS UNIV	4	4	4	4	4	4	4	-	16	-	-	-	-	-
ILL WHEATON COLLEGE	1	4	4	4	4	4	4	-	1	2	-	-	-	-
IND ANDERS ON COLLEGE	5	1	1	1	1	1	1	-	5	-	-	-	-	-
IND BALL STATE UNIVERSITY	9	1	1	1	1	1	1	-	5	17	6	-	-	-
IND BUTLER UNIVERSITY	1	1	1	1	1	1	1	-	1	8	-	-	-	-
IND DEPAUL UNIVERSITY	3	1	1	1	1	1	1	-	4	13	-	-	-	-
IND FAIRHAM COL ALL CAMPUSES	1	1	1	1	1	1	1	-	3	4	-	-	-	-
IND FRANKLIN COL OF INDIANA	5	2	2	2	2	2	2	-	5	-	-	-	-	-
IND GOSHEN COL & BIBLICAL SEM	4	4	4	4	4	4	4	-	1	-	-	-	-	-

TABLE 4.--BACHELOR'S, MASTER'S, AND DOCTOR'S DEGREES CONFERRED IN INSTITUTIONS OF HIGHER EDUCATION, BY SEX OF STUDENT, FIELD OF STUDY, STATE OR OTHER AREA, AND INSTITUTION: AGGREGATE UNITED STATES, 1968-69 --CONTINUED

FIELD OF STUDY, STATE OR OTHER AREA, AND INSTITUTION	BACHELOR'S DEGREES REQUIRING 4 OR 5 YEARS		MASTER'S DEGREES		DOCTOR'S DEGREES (PH.D., ED.D., ETC.)		BACHELOR'S DEGREES REQUIRING 4 OR 5 YEARS		MASTER'S DEGREES		DOCTOR'S DEGREES (PH.D., ED.D., ETC.)			
	1	2	3	4	5	6	7	1	2	3	4	5	6	7
	1	2	3	4	5	6	7	1	2	3	4	5	6	7
SPANISH														
IND HANOVER COLLEGE	1	6												
IND INDIANA STATE UNIVERSITY	6	6		4	8									
IND INDIANA UNIV ALL CAMPUSES	17	48		11	19	2	3							
IND MANCHESTER COLLEGE			1											
IND MARIAN COL INDIANAPOLIS			1											
IND PURDUE UNIV MAIN CAMPUS	2	29												
IND ST FRANCIS COLLEGE	1	2		1	5									
IND ST MARYS COLLEGE			1											
IND ST MARY OF THE WOODS COL		2												
IND UNIV OF EVANSVILLE		6												
IND UNIVERSITY OF NOTRE DAME	7	7		2	5									
IND VALPARAISO UNIVERSITY	1	9												
IND WARASH COLLEGE	3													
IOWA BRIAR CLIFF COLLEGE	1	6												
IOWA RUENA VISTA COLLEGE	1	1												
IOWA CENTRAL UNIV OF IOWA	1	9												
IOWA CLARKE COLLEGE		12												
IOWA COE COLLEGE		2												
IOWA CORNELL COLLEGE	1	1												
IOWA DRAKE UNIVERSITY	1	3												
IOWA GRACELAND COLLEGE	2	5												
IOWA GRINNELL COLLEGE	1	1												
IOWA IOWA WESLEYAN COLLEGE		3												
IOWA LOPAS COLLEGE	3													
IOWA LUTHER COLLEGE		4												
IOWA MARYCREST COLLEGE		3												
IOWA MORNINGSIDEL COLLEGE		5												
IOWA MOUNT MERCY COLLEGE		3												
IOWA SIMPSON COLLEGE	1	1												
IOWA UNIV BURBONNE MAIN CAMPUS	1	1												
IOWA UNIVERSITY OF IOWA	5	17		4	10									
IOWA UNIV OF NORTHERN IOWA	2	14												
IOWA WESTMAR COLLEGE	1	2												
KANS BAKER UNIVERSITY		2												
KANS FORT HAYS KANS STATE COL	1	7		5	1									
KANS KANS ST COL OF PITTSBURG	1	1												
KANS MCPHERSON COLLEGE		2												
KANS MOUNT ST SCHOLASTICA COL		6												
KANS ST MARY COLLEGE		2												
KANS ST MARY OF THE PLAINS COL		1												
KANS SOUTHWESTERN COLLEGE	1	1												
KANS UNIVERSITY OF KANSAS	8	33		4	8	2								
KANS WASHBURN UNIV OF TOPEKA	4	2												
KANS WICHITA STATE UNIVERSITY	5	7		3	2									
KY ASHURY COLLEGE	1	1												
KY BEREA COLLEGE	1	2												
KY BRESCIA COLLEGE		1												
KY CENTRE COL OF KENTUCKY		4												
KY EASTERN KENTUCKY UNIVERSITY		5												
KY GEORGETOWN COLLEGE	1	2												
KY KENTUCKY SOUTHERN COLLEGE	1	1												
KY KENTUCKY STATE COLLEGE		1												
KY KENTUCKY WESLEYAN COLLEGE		3												

(CONTINUED)

SPANISH

(CONTINUED)

TABLE 4.—BACHELOR'S, MASTER'S, AND DOCTOR'S DEGREES CONFERRED IN INSTITUTIONS OF HIGHER EDUCATION, BY SEX OF STUDENT, FIELD OF STUDY, STATE OR OTHER AREA, AND INSTITUTION: AGRICULTURE, UNITED STATES, 1968-69 —(CONTINUED)

FIELD OF STUDY, STATE OR OTHER AREA, AND INSTITUTION	BACHELOR'S DEGREES REQUIRING 4 OR 5 YEARS		MASTER'S DEGREES		DOCTOR'S DEGREES (PH.D., ED.D., ETC.)	
	2	3	4	5	6	7
	MEN	WOMEN	MEN	WOMEN	MEN	WOMEN
SPANISH	(CONTINUED)					
MASS SIMMONS COLLEGE	—	5	—	—	—	—
MASS SMITH COLLEGE	—	7	—	—	—	—
MASS SOUTHERN MASS TECH INST	—	4	—	—	—	—
MASS SUFFOLK UNIV ALL CAMPUSES	1	2	—	—	—	—
MASS TUFTS UNIVERSITY	—	11	1	1	—	—
MASS UNIV MASS AMHERST CAMPUS	—	—	2	2	—	—
MASS UNIV MASS BOSTON CAMPUS	6	9	—	—	—	—
MASS WELLESLEY COLLEGE	—	3	—	—	—	—
MASS WHEATON COLLEGE	—	4	—	—	—	—
MASS WILLIAMS COLLEGE	1	—	—	—	—	—
MICH ADRIAN COLLEGE	—	1	—	—	—	—
MICH ALBION COLLEGE	2	11	—	—	—	—
MICH ALMA COLLEGE	1	4	—	—	—	—
MICH ANDREWS UNIVERSITY	—	3	—	—	—	—
MICH AQUINAS COLLEGE	—	2	—	—	—	—
MICH CALVIN COLLEGE	—	1	—	—	—	—
MICH CENTRAL MICHIGAN UNIV	—	11	—	—	—	—
MICH EASTERN MICHIGAN UNIV	—	3	—	—	—	—
MICH GRAND VALLEY STATE COL	2	5	—	—	—	—
MICH HILLSDALE COLLEGE	—	2	—	—	—	—
MICH HOPE COLLEGE	2	2	—	—	—	—
MICH KALAMAZOO COLLEGE	1	5	—	—	—	—
MICH MARYGROVE COLLEGE	—	5	—	—	—	—
MICH MERCY COLLEGE OF DETROIT	—	1	—	—	—	—
MICH MICH ST UNIV ALL CAMPUSES	7	28	5	5	1	—
MICH NAZARETH COLLEGE	—	3	—	—	—	—
MICH NORTHERN MICHIGAN UNIV	—	2	—	—	—	—
MICH OAKLAND UNIVERSITY	4	10	—	—	—	—
MICH OLIVET COLLEGE	1	2	—	—	—	—
MICH STEPA HEIGHTS COLLEGE	—	6	—	—	—	—
MICH SPRING ARBOR COLLEGE	—	1	—	—	—	—
MICH UNIVERSITY OF DETROIT	1	6	—	—	—	—
MICH UNIVERSITY OF MICHIGAN	4	30	1	10	1	—
MICH WAYNE STATE UNIVERSITY	4	18	2	2	—	—
MICH WESTERN MICHIGAN UNIV	3	21	—	—	—	—
MINN AUGSBURG COLLEGE	1	3	—	—	—	—
MINN-BENEDICTI STATE COLLEGE	—	1	—	—	—	—
MINN COLLEGE OF ST BENEDICT	—	2	—	—	—	—
MINN COLLEGE OF ST CATHERINE	—	4	—	—	—	—
MINN COLLEGE OF ST SCHOLASTICA	—	1	—	—	—	—
MINN COLLEGE OF ST TERESA	—	6	—	—	—	—
MINN COLLEGE OF ST THOMAS	3	7	—	—	—	—
MINN CONCORDIA COL MOORHEAD	—	7	—	—	—	—
MINN GUSTAVUS ADOLPHUS COLLEGE	—	4	—	—	—	—
MINN HARLINE UNIVERSITY	1	4	—	—	—	—
MINN MACALESTER COLLEGE	2	12	—	—	—	—
MINN MANWATO STATE COLLEGE	5	15	—	—	—	—
MINN MOORHEAD STATE COLLEGE	3	4	—	—	—	—
MINN ST CLOUD STATE COLLEGE	1	4	—	—	—	—
MINN ST JOHNS UNIVERSITY	2	—	—	—	—	—
MINN ST MARY'S COLLEGE	—	—	1	5	—	—
MINN ST OLAF COLLEGE	—	2	—	—	—	—
MINN U OF MINN DULUTH	—	10	—	—	—	—
MINN U OF MINN MNPLS ST PAUL	7	18	—	—	—	—
MISS BELHAVEN COLLEGE	1	—	—	—	—	—
MISS BLUE MOUNTAIN COLLEGE	—	3	—	—	—	—
MISS DELTA STATE COLLEGE	1	—	—	—	—	—
MISS JACKSON STATE COLLEGE	1	—	—	—	—	—
MISS WILLIAMS COLLEGE	1	4	—	—	—	—
MISS MISSISSIPPI COLLEGE	1	—	—	—	—	—
MISS MISS STATE COL FOR WOMEN	—	3	—	—	—	—
MISS UNIV MISS MAIN CAMPUS	1	4	—	—	—	—
MISS UNIV OF STERN MISSISSIPPI	2	7	—	—	—	—
MISS WILLIAM CAREY COLLEGE	—	2	—	—	—	—
MID CENTRAL METHODIST COLLEGE	—	3	—	—	—	—
MO CENTRAL MO ST COL ALL CAMP	1	9	—	—	—	—
MO CUIVER STOCKTON COLLEGE	—	2	—	—	—	—
MO DRURY COLLEGE	—	4	—	—	—	—
MO EVANGEL COLLEGE	—	1	—	—	—	—
MO FONTECNE COLLEGE	—	7	—	—	—	—
MO LINDENWOOD COLLEGE	—	2	—	—	—	—
MO MARISSAC COLLEGE	—	1	—	—	—	—
MO MISSOURI VALLEY COLLEGE	—	1	—	—	—	—
MO NORTHEAST MISSOURI ST COL	2	12	—	—	—	—
MO NORTHWEST MISSOURI ST COL	1	2	—	—	—	—
MO NOTRE DAME COLLEGE	—	3	—	—	—	—
MO PARK COLLEGE	2	1	—	—	—	—
MO ST LOUIS U ALL CAMPUSES	6	11	1	1	—	—
MO SCHOOL OF THE OZARKS	2	2	—	—	—	—
MO SOUTHEAST MISSOURI ST COL	—	4	—	—	—	—
MO SOUTHWEST MISSOURI ST COL	3	9	—	—	—	—
MO TARKIO COLLEGE	2	2	—	—	—	—
MO UNIV MISSOURI AT COLUMBIA	6	22	7	7	3	—
MO UNIV MISSOURI AT ST LOUIS	3	15	—	—	—	—
MO WASHINGTON UNIVERSITY	—	5	—	—	—	—
MO WEBSTER COLLEGE	—	6	—	—	—	—
MO WESTMINSTER COLLEGE	1	—	—	—	—	—
MO WILLIAM WARD COLLEGE	—	4	—	—	—	—
MONT CARROLL COLLEGE	1	4	—	—	—	—
MONT COLLEGE OF GREAT FALLS	—	2	—	—	—	—
MONT MONTANA STATE UNIVERSITY	4	2	—	—	—	—
MONT UNIVERSITY OF MONTANA	8	8	—	—	—	—
NEBR CHADRON STATE COLLEGE	4	—	—	—	—	—
NEBR COLLEGE OF ST MARY	—	1	—	—	—	—
NEBR FREIGHTON UNIVERSITY	1	5	—	—	—	—
NEBR DANA COLLEGE	1	—	—	—	—	—
NEBR EASTINGS COLLEGE	—	1	—	—	—	—
NEBR KEARNEY STATE COLLEGE	—	1	—	—	—	—
NEBR MIDLAND LUTHERAN COLLEGE	—	1	—	—	—	—
NEBR NEBRASKA WESLEYAN UNIV	—	2	—	—	—	—
NEBR PERU STATE COLLEGE	—	1	—	—	—	—
NEBR UNION COLLEGE	1	—	—	—	—	—
NEBR UNIV NEBRASKA MAIN CAMPUS	3	17	3	3	—	—
NEBR UNIV NEBRASKA AT OMAHA	1	7	—	—	—	—
NEBR WAYNE STATE COLLEGE	1	1	—	—	—	—
NEV UNIVERSITY OF NEVADA	4	4	—	—	—	—

TABLE 4.--BACHELOR'S, MASTER'S, AND DOCTOR'S DEGREES CONFERRED IN INSTITUTIONS OF HIGHER EDUCATION, BY SEX OF STUDENT, FIELD OF STUDY, STATE OR OTHER AREA, AND INSTITUTION: AGGREGATE UNITED STATES, 1968-69 --CONTINUED

Table with columns for BACHELOR'S DEGREES, MASTER'S DEGREES, and DOCTOR'S DEGREES, categorized by sex (MEN, WOMEN) and field of study (SPANISH). Includes sub-headers for 'REQUIRING 4 OR 5 YEARS' and '(CONTINUED)'. Lists various institutions like BELKNAP COLLEGE, MOUNT ST MARY COLLEGE, etc.

TABLE 4.--BACHELOR'S, MASTER'S, AND DOCTOR'S DEGREES CONFERRED IN INSTITUTIONS OF HIGHER EDUCATION, BY SEX OF STUDENT, FIELD OF STUDY, STATE OR OTHER AREA, AND INSTITUTION: AGGREGATE UNITED STATES, 1968-69 --CONTINUED

FIELD OF STUDY, STATE OR OTHER AREA, AND INSTITUTION	BACHELOR'S DEGREES REQUIRING 4 OR 5 YEARS		MASTER'S DEGREES		DOCTOR'S DEGREES (PH.D., ED.D., ETC.)		BACHELOR'S DEGREES REQUIRING 4 OR 5 YEARS		MASTER'S DEGREES		DOCTOR'S DEGREES (PH.D., ED.D., ETC.)			
	1	2	3	4	5	6	7	1	2	3	4	5	6	7
	MEN	WOMEN	MEN	WOMEN	MEN	WOMEN	MEN	WOMEN	MEN	WOMEN	MEN	WOMEN	MEN	WOMEN
SPANISH														
N C PENNROCK STATE COL	1	1												
N C QUEENS COLLEGE	3	3												
N C ST ANDREWS PRESBY COL	2	2												
N C SALEM COLLEGE	2	2												
N C UNIV OF NC AT CHAPEL HILL	10	12		3	9		1							
N C UNIV OF N C AT CHARLOTTE	3	3												
N C UNIV OF N C AT GREENSBORO	11	11												
N C WAKE FOREST UNIVERSITY	3	6												
N C WESTERN CAROLINA UNIV	2	2												
N C WILMINGTON COLLEGE	2	2												
N D JAMESTOWN COLLEGE	1	1												
N D NORTH DAKOTA STATE UNIV	1	1												
N D UNIV N DAK MAIN CAMPUS	3	5												
OHIO ANTIPOCH COL MAIN CAMPUS	1	1												
OHIO ASHLAND COLLEGE	5	6												
OHIO BALDWIN-WALLACE COLLEGE	2	8												
OHIO BLUFFTON COLLEGE	1	1												
OHIO BOWLING GRN ST U ALL CAMPUS	15	15												
OHIO CAPITAL UNIVERSITY	1	1												
OHIO CASE WESTERN RESERVE UNIV	11	8												
OHIO CENTRAL STATE UNIVERSITY	2	2												
OHIO CLEVELAND STATE UNIV	6	6												
OHIO COL NT ST JOSEPH ON OHIO	5	5												
OHIO COLLEGE OF WOOSTER	1	4												
OHIO DEFIANCE COLLEGE	1	2												
OHIO DENISON UNIVERSITY	1	4												
OHIO FINDLAY COLLEGE	4	4												
OHIO HEIDELBERG COLLEGE	1	2												
OHIO Hiram COLLEGE	2	4												
OHIO JOHN CARROLL UNIVERSITY	6	5												
OHIO KENT ST UNIV MAIN CAMPUS	14	29		4	3									
OHIO LAKFRIE COLLEGE	7	7												
OHIO MALONE COLLEGE	2	2												
OHIO MARIETTA COLLEGE	1	13												
OHIO MARY MANSE COLLEGE	1	1												
OHIO MIAMI UNIV ALL CAMPUSES	25	25												
OHIO MOUNT UNION COLLEGE	2	2												
OHIO MUSKINGUM COLLEGE	1	2												
OHIO NOTRE DAME COLLEGE	1	1												
OHIO OBERLIN COLLEGE	4	4												
OHIO OHIO DOMINICAN COL	1	5												
OHIO PHILIP NETHR N J ALL CAMPUSES	10	38												
OHIO ST UNIV ALL CAMPUSES	2	15												
OHIO UNIV ALL CAMPUSES	1	1												
OHIO UNIV WESLEYAN UNIVERSITY	1	3												
OHIO OTTERBEIN COLLEGE	1	6												
OHIO OUR LADY OF CHICAGO COL	1	4												
OHIO UNIVERSITY OF AKRON	1	4												
OHIO U CINCINNATI MAIN CAMPUS	3	5												
OHIO UNIVERSITY OF DAYTON	1	3												
OHIO UNIVERSITY OF TOLEDO	1	8												
OHIO URSAULINE COLLEGE	1	3												
OHIO WALSH COLLEGE	3	3												

291

TABLE 4.--BACHELOR'S, MASTER'S, AND DOCTOR'S DEGREES CONFERRED IN INSTITUTIONS OF HIGHER EDUCATION, BY SEX OF STUDENT, FIELD OF STUDY, STATE OR OTHER AREA, AND INSTITUTION: AGGREGATE UNITED STATES, 1968-69 --CONTINUED

Table with columns for Bachelor's, Master's, and Doctor's degrees (Men/Women) and rows for various institutions in Spanish. Includes sub-headers for 'BACHELOR'S DEGREES REQUIRING 4 OR 5 YEARS' and '(CONTINUED)'.

TABLE 4.--BACHELOR'S, MASTER'S, AND DOCTOR'S DEGREES CONFERRED IN INSTITUTIONS OF HIGHER EDUCATION, BY SEX OF STUDENT, FIELD OF STUDY, STATE OR OTHER AREA, AND INSTITUTION: AGGREGATE UNITED STATES, 1968-69 --CONTINUED

FIELD OF STUDY, STATE OR OTHER AREA, AND INSTITUTION	BACHELOR'S DEGREES REQUIRING 4 OR 5 YEARS		MASTER'S DEGREES		DOCTOR'S DEGREES (PH.D., ED.D., ETC.)		BACHELOR'S DEGREES REQUIRING 4 OR 5 YEARS		MASTER'S DEGREES		DOCTOR'S DEGREES (PH.D., ED.D., ETC.)			
	1	2	3	4	5	6	7	1	2	3	4	5	6	7
	MEN	WOMEN	MEN	WOMEN	MEN	WOMEN	MEN	MEN	WOMEN	MEN	WOMEN	MEN	WOMEN	MEN
(CONTINUED)														
SPANISH														
VA VIRGINIA MILITARY INST	1							1						
VA VA STATE COL NORFOLK DIV		3						3						
VA WASHINGTON & LEE UNIV		4						4						
WASH CENTRAL WASHINGTON ST COL		5						5						
WASH EASTERN WASHINGTON ST COL		11						11						
WASH FT WRIGHT COL HOLY NAMES		3						3						
WASH GONZAGA UNIVERSITY		4						4						
WASH SEATTLE PACIFIC COLLEGE		3						3						
WASH UNIV OF PUGET SOUND		5						5						
WASH UNIVERSITY OF WASHINGTON		8						8						
WASH WALLA WALLA COLLEGE		2						2						
WASH WESTERN WASHINGTON ST COL		11						11						
WASH WHITWORTH COLLEGE		1						1						
W VA BETHANY COLLEGE		1						1						
W VA CONCORD COLLEGE		1						1						
W VA DAVIS & ELKINS COLLEGE		1						1						
W VA MARSHALL UNIV ALL CMPUSES		5						5						
W VA MORRIS HARVEY COLLEGE		4						4						
W VA HENRIETY ST COL ALL CAM		1						1						
W VA WEST VIRGINIA STATE COL		2						2						
W VA W VA UNIV ALL CMPUSES		8						8						
W VA W VIRGINIA WESLEYAN COL		1						1						
WIS ALVERNO COLLEGE		2						2						
WIS BELLOIT COLLEGE		12						12						
WIS CARROLL COLLEGE		1						1						
WIS CARROLL COLLEGE		3						3						
WIS DOMINICAN COLLEGE RACINE		1						1						
WIS EDMOND COLLEGE		2						2						
WIS LAMARCE UNIV MAIN CAMPUS		2						2						
WIS MARQUETTE U ALL CMPUSES		19						19						
WIS MILTON COLLEGE		1						1						
WIS MT MARY COLLEGE		3						3						
WIS RIPON COLLEGE		3						3						
WIS ST NORBERT COLLEGE		4						4						
WIS U OF WIS MADISON		5						5				14		21
WIS U OF WIS MILWAUKEE		5						5				13		2
WIS WIS STATE UNIV EAU CLAIRE		3						3				2		
WIS WIS STATE UNIV LA CROSSE		4						4						
WIS WIS STATE UNIV OSHKOSH		9						9						
WIS WIS ST U PLATVU MAIN CAM		1						1						
WIS WIS STATE UNIV STEVENS PNT		4						4						
WIS WIS STATE UNIV SUPERIOR		1						1						
WIS WIS STATE UNIV WHITWATER		3						3						
WYO UNIVERSITY OF WYOMING		6						6				1		1
U S U S NAVAL ACADEMY		4						4						
P P CATHOLIC UNIV OF P R		1						1				4		
P R COL OF THE SACRED HEART		4						4				4		
P R UNIV AMER U PR ALL CAM		16						16				50		
P R U PUERTO RICO ALL CMPUSES		41						41				162		8
PHILOLOGY AND LITERATURE OF ROMANCE L LANGUAGES		56						56				159		49
												76		
ALA UNIV ALABAMA MAIN CAMPUS														1
CAL U OF CAL BERKELEY														2



TABLE 4.--BACHELOR'S, MASTER'S, AND DOCTOR'S DEGREES CONFERRED IN INSTITUTIONS OF HIGHER EDUCATION BY SEX OF STUDENT, FIELD OF STUDY, STATE OR OTHER AREA, AND INSTITUTION: AGGREGATE UNITED STATES, 1968-69 --CONTINUED

Table with columns for Field of Study, State or Other Area, and Institution; Bachelor's Degrees (Men/Women); Master's Degrees (Men/Women); Doctor's Degrees (Men/Women); and Total Degrees (Men/Women). Rows include various institutions like CAL SAN FRANCISCO STATE COL, CAL SAN JOSE STATE COL, etc.

TABLE 4.--BACHELOR'S, MASTER'S, AND DOCTOR'S DEGREES CONFERRED IN INSTITUTIONS OF HIGHER EDUCATION, BY SEX OF STUDENT, FIELD OF STUDY, STATE OR OTHER AREA, AND INSTITUTION: AGGREGATE UNITED STATES, 1968-69 --CONTINUED

FIELD OF STUDY, STATE OR OTHER AREA, AND INSTITUTION	BACHELOR'S DEGREES REQUIRING 4 OR 5 YEARS		MASTER'S DEGREES		DOCTOR'S DEGREES (PH.D., ED.D., ETC.)		BACHELOR'S DEGREES REQUIRING 4 OR 5 YEARS		MASTER'S DEGREES		DOCTOR'S DEGREES (PH.D., ED.D., ETC.)				
	1	2	3	4	5	6	7	1	2	3	4	5	6	7	
	MEN	WOMEN	MEN	WOMEN	MEN	WOMEN	MEN	MEN	WOMEN	MEN	WOMEN	MEN	WOMEN	MEN	WOMEN
GERMAN	(CONTINUED)							(CONTINUED)							
IND UNIV OF SOUTH FLORIDA	1	2	1	1	1	1	1	IND MARIAN COL INDIANAPOLIS	2	3	1	1	1	1	1
FLA STEVENSON UNIVERSITY	3	3	3	3	3	3	3	IND PURDUE UNIV MAIN CAMPUS	4	7	1	1	1	1	1
FLA UNIVERSITY OF MIAMI	6	6	6	6	6	6	6	IND PURDUE UNIV CALUMET CMPUS	1	1	1	1	1	1	1
GA BONES SCOTT COLLEGE	1	1	1	1	1	1	1	IND ST MARY'S COLLEGE	1	1	1	1	1	1	1
GA EMORY UNIV ALL CAMPUSES	2	2	2	2	2	2	2	IND UNIV OF EVANSVILLE	4	4	1	1	1	1	1
GA GEORGIA SOUTHERN COLLEGE	1	1	1	1	1	1	1	IND UNIVERSITY OF NOTRE DAME	6	9	1	1	1	1	1
GA GEORGIA STATE COLLEGE	2	2	2	2	2	2	2	IND VALPARAISO UNIVERSITY	4	4	1	1	1	1	1
GA MOREHOUSE COLLEGE	1	1	1	1	1	1	1	IND WARASH COLLEGE	4	4	1	1	1	1	1
GA SPELMAN COLLEGE	1	1	1	1	1	1	1	IOWA BRIAR CLIFF COLLEGE	1	1	1	1	1	1	1
GA UNIVERSITY OF GEORGIA	4	4	4	4	4	4	4	IOWA BUENA VISTA COLLEGE	3	3	1	1	1	1	1
GA VALDOSTA STATE COLLEGE	1	1	1	1	1	1	1	IOWA CENTRAL UNIV CF IOWA	3	3	1	1	1	1	1
HAWAII UNIV HAWAII MAIN CAMPUS	1	1	1	1	1	1	1	IOWA COE COLLEGE	1	1	1	1	1	1	1
IDA IDAHO STATE UNIVERSITY	1	1	1	1	1	1	1	IOWA CORNELL COLLEGE	1	1	1	1	1	1	1
IDA UNIVERSITY OF IDAHO	2	2	2	2	2	2	2	IOWA DODD COLLEGE	6	6	1	1	1	1	1
IOWA AUGUSTANA COLLEGE	2	2	2	2	2	2	2	IOWA GRACELAND COLLEGE	1	1	1	1	1	1	1
ILL DEPAUL UNIVERSITY	1	1	1	1	1	1	1	IOWA LUTHER COLLEGE	2	3	1	1	1	1	1
ILL EASTERN ILLINOIS UNIV	1	1	1	1	1	1	1	IOWA MORNINGSIDE COLLEGE	3	6	1	1	1	1	1
ILL ELMHURST COLLEGE	7	7	7	7	7	7	7	IOWA SIMPSON COLLEGE	1	1	1	1	1	1	1
ILL ILLINOIS COLLEGE	1	1	1	1	1	1	1	IOWA UNIV DUNQUH MAIN CAMPUS	2	2	1	1	1	1	1
ILL ILLINOIS INST OF TECH	5	5	5	5	5	5	5	IOWA UNIVERSITY OF IOWA	4	4	1	1	1	1	1
ILL ILLINOIS STATE UNIVERSITY	1	1	1	1	1	1	1	IOWA UNIV OF NORTHERN IOWA	2	5	1	1	1	1	1
ILL ILLINOIS MESLEAY UNIV	1	1	1	1	1	1	1	IOWA WARTOURG COLLEGE	3	3	1	1	1	1	1
ILL KNOX COLLEGE	1	1	1	1	1	1	1	KANS BETHANY COLLEGE	1	1	1	1	1	1	1
ILL LAKE FOREST COLLEGE	1	1	1	1	1	1	1	KANS BETHEL COLLEGE	2	2	1	1	1	1	1
ILL LOYOLA UNIVERSITY	4	4	4	4	4	4	4	KANS FORT HAYS KANS STATE COL	1	1	1	1	1	1	1
ILL MACMURRAY COLLEGE	1	1	1	1	1	1	1	KANS FRIENDS UNIVERSITY	1	1	1	1	1	1	1
ILL MONMOUTH COLLEGE	1	1	1	1	1	1	1	KANS MARYMOUNT COLLEGE	1	1	1	1	1	1	1
ILL MURDOCK COLLEGE	2	2	2	2	2	2	2	KANS OITAMA UNIVERSITY	1	1	1	1	1	1	1
ILL NORTH CENTRAL COLLEGE	5	5	5	5	5	5	5	KANS TADOR COLLEGE	1	2	1	1	1	1	1
ILL NORTHERN ILLINOIS UNIV	1	1	1	1	1	1	1	KANS UNIV CITY OF KANSAS	2	20	11	11	1	1	1
ILL NORTH PARK COL & THEN SEM	1	1	1	1	1	1	1	KANS WASHINGTON UNIV OF TOPEKA	1	1	1	1	1	1	1
ILL NORTHWESTERN UNIVERSITY	9	9	9	9	9	9	9	KANS WIGHTA STATE UNIVERSITY	2	2	1	1	1	1	1
ILL ROCKFORD COLLEGE	2	2	2	2	2	2	2	KY BEEBA COLLEGE	3	3	1	1	1	1	1
ILL ROSARY COLLEGE	1	1	1	1	1	1	1	KY CENTRE COL OF KENTUCKY	1	1	1	1	1	1	1
ILL ST XAVIER COLLEGE	1	1	1	1	1	1	1	KY ESTERN KENTUCKY UNIVERSITY	1	2	1	1	1	1	1
ILL SOUTHERN ILL U MAIN CAMPUS	2	2	2	2	2	2	2	KY GEORGETOWN COLLEGE	2	2	1	1	1	1	1
ILL STERN ILL U EDWARDSVL CAM	4	4	4	4	4	4	4	KY KENTUCKY SOUTHERN COLLEGE	1	1	1	1	1	1	1
ILL UNIVERSITY OF CHICAGO	1	1	1	1	1	1	1	KY KENTUCKY MESLEAY COLLEGE	1	1	1	1	1	1	1
ILL UNIV OF ILL URBANA CAMPUS	9	9	9	9	9	9	9	KY MURRAY STATE UNIVERSITY	1	1	1	1	1	1	1
ILL UNIV ILL CHICAGO CIRCLE	7	7	7	7	7	7	7	KY UNION COLLEGE	2	2	1	1	1	1	1
ILL WESTERN ILLINOIS UNIV	2	2	2	2	2	2	2	KY UNIV KY MAIN CAMPUS	3	9	1	1	1	1	1
ILL WHEATON COLLEGE	3	3	3	3	3	3	3	KY UNIVERSITY OF LOUISVILLE	1	1	1	1	1	1	1
IND ANDERSON COLLEGE	1	1	1	1	1	1	1	KY WESTERN KENTUCKY UNIVERSITY	2	3	2	2	1	1	1
IND BALL STATE UNIVERSITY	4	4	4	4	4	4	4	LA LA ST U BATON ROUGE	2	2	1	1	1	1	1
IND BUTLER UNIVERSITY	1	1	1	1	1	1	1	LA LA ST U NEW ORLEANS	2	2	1	1	1	1	1
IND CONCORDIA SENIOR COLLEGE	6	6	6	6	6	6	6	LA LOYOLA UNIVERSITY	1	1	1	1	1	1	1
IND FADHAM COL ALL CAMPUSES	1	1	1	1	1	1	1	LA MTHWSTERN ST COL LOUISIANA	2	2	2	2	2	2	2
IND GOS-FN COL & ATHLETICAL SPM	1	1	1	1	1	1	1	LA TULANE UNIV OF LOUISIANA	5	5	2	2	3	3	3
IND HANOVER COLLEGE	5	5	5	5	5	5	5	ME BATES COLLEGE	1	1	1	1	1	1	1
IND INDIANA CENTRAL COLLEGE	1	1	1	1	1	1	1	ME BOWDOIN COLLEGE	1	1	1	1	1	1	1
IND INDIANA STATE UNIVERSITY	2	2	2	2	2	2	2	ME COLBY COLLEGE	1	1	1	1	1	1	1
IND INDIANA UNIV ALL CAMPUSES	11	11	11	11	11	11	11	ME UNIV MAINE ALL CAMPUSES	2	2	1	1	1	1	1
IND MANCHESTER COLLEGE	1	1	1	1	1	1	1	MD DOUGHER COLLEGE	3	3	1	1	1	1	1



TABLE 4.--BACHELOR'S, MASTER'S, AND DOCTOR'S DEGREES CONFERRED IN INSTITUTIONS OF HIGHER EDUCATION, BY SEX OF STUDENT, FIELD OF STUDY, STATE OR OTHER AREA, AND INSTITUTION: AGGREGATE UNITED STATES, 1968-69 --CONTINUED

FIELD OF STUDY, STATE OR OTHER AREA, AND INSTITUTION	BACHELOR'S DEGREES REQUIRING 4 OR 5 YEARS		MASTER'S DEGREES		DOCTOR'S DEGREES (PH.D., ED.D., ETC.)		BACHELOR'S DEGREES REQUIRING 4 OR 5 YEARS		MASTER'S DEGREES		DOCTOR'S DEGREES (PH.D., ED.D., ETC.)			
	1	2	3	4	5	6	7	1	2	3	4	5	6	7
	MEN	WOMEN	MEN	WOMEN	MEN	WOMEN	MEN	WOMEN	MEN	WOMEN	MEN	WOMEN	MEN	WOMEN
GERMAN														
MD JOHN HOPKINS U ALL CAMP	1	1	1	4	2	4	4							
MD TOWSON STATE COLLEGE	1	1	1	2	2	2	2							
MD UNIV MD MAIN CAMPUS	8	8	8	1	8	1	1							
MD WASHINGTON COLLEGE	1	1	1	1	1	1	1							
MD WESTERN MARYLAND COLLEGE	2	2	2	1	1	1	1							
MASS AMERICAN INTENATL COL	1	1	1	1	1	1	1							
MASS AMHERST COLLEGE	1	1	1	1	1	1	1							
MASS BOSTON COLLEGE	5	5	5	1	1	1	1							
MASS BRANDEIS UNIVERSITY	1	1	1	1	1	1	1							
MASS CLARK UNIVERSITY	2	2	2	1	1	1	1							
MASS EMANUEL COLLEGE	5	5	5	3	4	3	1							
MASS HARVARD UNIVERSITY	1	1	1	1	1	1	1							
MASS STATE COL AT BOSTON	3	3	3	1	1	1	1							
MASS MOUNT HOLYOKE COLLEGE	6	6	6	1	1	1	1							
MASS NEWTON COL SACRED HEART	1	1	1	1	1	1	1							
MASS NORTHEASTERN UNIVERSITY	3	3	3	1	1	1	1							
MASS REGIS COLLEGE	6	6	6	1	1	1	1							
MASS SMITH COLLEGE	6	6	6	2	2	2	2							
MASS SOUTHWESTERN MASS TECH INST	1	1	1	1	1	1	1							
MASS SUFFOLK UNIV ALL CAMPUSES	1	1	1	1	1	1	1							
MASS TUFTS UNIVERSITY	3	3	3	5	7	3	2							
MASS UNIV MASS AMHERST CAMPUS	3	3	3	1	1	1	1							
MASS UNIV MASS BOSTON CAMPUS	3	3	3	1	1	1	1							
MASS WELLESLEY COLLEGE	1	1	1	1	1	1	1							
MASS WHEATON COLLEGE	1	1	1	1	1	1	1							
MICH ADRIAN COLLEGE	2	2	2	1	1	1	1							
MICH ALMA COLLEGE	1	1	1	1	1	1	1							
MICH ANDREWS UNIVERSITY	1	1	1	1	1	1	1							
MICH AQUINAS COLLEGE	1	1	1	1	1	1	1							
MICH CALVIN COLLEGE	4	4	4	1	1	1	1							
MICH CENTRAL MICHIGAN UNIV	1	1	1	1	1	1	1							
MICH EASTERN MICHIGAN UNIV	1	1	1	1	1	1	1							
MICH GRAND VALLEY STATE COL	3	3	3	1	1	1	1							
MICH HILLDALE COLLEGE	1	1	1	1	1	1	1							
MICH HOPE COLLEGE	1	1	1	1	1	1	1							
MICH KILMAZEO COLLEGE	5	5	5	1	1	1	1							
MICH MERCY COLLEGE OF DETROIT	1	1	1	1	1	1	1							
MICH ST UNIV ALL CAMPUSES	4	4	4	4	3	2	1							
MICH OKLAND UNIVERSITY	2	2	2	1	1	1	1							
MICH UNIVERSITY OF DETROIT	1	1	1	1	1	1	1							
MICH UNIVERSITY OF MICHIGAN	6	6	6	12	11	4	4							
MICH WAYNE STATE UNIVERSITY	3	3	3	7	8	4	1							
MICH WESTERN MICHIGAN UNIV	4	4	4	1	1	1	1							
MICH WESTERN MICHIGAN UNIV	2	2	2	1	1	1	1							
MICH AUSTIN COLLEGE	3	3	3	1	1	1	1							
MICH BELMONT STATE COLLEGE	2	2	2	1	1	1	1							
MICH CARLETON COLLEGE	2	2	2	1	1	1	1							
MICH COLLEGE OF ST BENEDICT	1	1	1	1	1	1	1							
MICH COLLEGE OF ST CATHERINE	2	2	2	6	6	4	4							
MICH CONCORDIA COL MOORHEAD	3	3	3	4	4	4	4							
MICH STAVROS ADDLPHUS COLLEGE	4	4	4	5	5	5	5							
MICH HAMLINE UNIVERSITY	2	2	2	1	1	1	1							
MICH MACALESTER COLLEGE	2	2	2	1	1	1	1							

TABLE 4.--BACHELOR'S, MASTER'S, AND DOCTOR'S DEGREES CONFERRED IN INSTITUTIONS OF HIGHER EDUCATION, BY SEX OF STUDENT, FIELD OF STUDY, STATE OR OTHER AREA, AND INSTITUTION: AGGREGATE UNITED STATES, 1968-69 --CONTINUED

FIELD OF STUDY, STATE OR OTHER AREA, AND INSTITUTION	BACHELOR'S DEGREES REQUIRING 4 OR 5 YEARS		MASTER'S DEGREES		DOCTOR'S DEGREES (PH.D., ED.D., ETC.)		BACHELOR'S DEGREES REQUIRING 4 OR 5 YEARS		MASTER'S DEGREES		DOCTOR'S DEGREES (PH.D., ED.D., ETC.)				
	1	2	3	4	5	6	7	1	2	3	4	5	6	7	
	MEN		WOMEN		MEN		WOMEN		MEN		WOMEN		MEN		WOMEN
GERMAN	(CONTINUED)														
N Y CUNY BROOKLYN COLLEGE	1														
N Y CUNY CITY COLLEGE	11	5													
N Y CUNY HUNTER COLLEGE	1				3										
N Y CUNY LEHMAN COLLEGE	5														
N Y CUNY QUEENS COLLEGE	3	10													
N Y COLGATE UNIVERSITY	2														
N Y COL OF MOUNT ST VINCENT	5														
N Y COLUMBIA UNIV MAIN DIV	10	6													
N Y COLUMBIA UNIV BARNARD COL	6														
N Y COLUMBIA UNIV TCHECH COK	1														
N Y CORNELL UNIV ALL CAMPUSES	2	1			2										
N Y ELMIRA COLLEGE	1														
N Y FORDHAM UNIVERSITY	4	1													
N Y HAMILTON COLLEGE	2														
N Y HARTWICK COLLEGE	2														
N Y HOBART & Wm SMITH COLLEGE	1														
N Y HOUSTON UNIVERSITY	3	7													
N Y ITHACA COLLEGE	4	6													
N Y ITHACA COLLEGE	3														
N Y KFUKA COLLEGE	3														
N Y LG IS U MERRITWEATHER CAM	2														
N Y LG IS U UNIV CENTER	3	1													
N Y MANHATTAN COLLEGE	1														
N Y MANHATTANVILLE COLLEGE	1														
N Y MARYMOUNT COLLEGE	7														
N Y MARYMOUNT COLLEGE	4	5													
N Y NEW YORK UNIVERSITY	3	1													
N Y NIAGARA UNIV ALL CAMPUSES	3	2													
N Y ROSARY HILL COLLEGE	1														
N Y ST JOHNS UNIVERSITY	3	3													
N Y ST LAWRENCE UNIVERSITY	3	11													
N Y SKIDMORE COL ALL CAMPUSES	1														
N Y SUNY COLLEGE ONEONTA	2														
N Y SUNY COLLEGE OSWEGO	1	4													
N Y SYRACUSE U MAIN CAMPUS	1	6													
N Y UNION COLLEGE	1	1													
N Y UNIVERSITY OF ROCHESTER	1	1			2										
N Y VASSAR COLLEGE	2														
N Y WAGNER COLLEGE	4	4													
N Y WELLS COLLEGE	3	3													
N C CATARA COLLEGE	1														
N C DAVIDSON COLLEGE	8														
N C DUKE UNIVERSITY	3	4			5										
N C EAST CAROLINA U ALL CAM	1														
N C LEHIGH COLLEGE	1														
N C LEHIGH COLLEGE	1														
N C N.C. COLLEGE AT DURHAM	6	1			3										
N C UNIV OF NC AT CHAPEL HILL	1	1													
N C UNIV OF NC AT GREENSBORO	7	1													
N C WAKE FOREST UNIVERSITY	5														



TABLE 4.--BACHELOR'S, MASTER'S, AND DOCTOR'S DEGREES CONFERRED IN INSTITUTIONS OF HIGHER EDUCATION, BY SEX OF STUDENT, FIELD OF STUDY, STATE OR OTHER AREA, AND INSTITUTION: AGGREGATE UNITED STATES, 1968-69 --CONTINUED

FIELD OF STUDY, STATE OR OTHER AREA, AND INSTITUTION	BACHELOR'S DEGREES REQUIRING 4 OR 5 YEARS		MASTER'S DEGREES		DOCTOR'S DEGREES (PH.D., ED.D., ETC.)		BACHELOR'S DEGREES REQUIRING 4 OR 5 YEARS		MASTER'S DEGREES		DOCTOR'S DEGREES (PH.D., ED.D., ETC.)			
	1	2	3	4	5	6	7	1	2	3	4	5	6	7
	Men	Women	Men	Women	Men	Women	Men	Women	Men	Women	Men	Women	Men	Women
GERMAN	(CONTINUED)													
PA BRYN MAWR COLLEGE	5	1	1	1	1	1	1	2	2	1	1	1	1	1
PA ROCKWELL UNIVERSITY	1	2	1	1	1	1	1	1	1	1	1	1	1	1
PA CARNegie-MELLON UNIV	4	4	4	4	4	4	4	4	4	4	4	4	4	4
PA CEDAR CREST COLLEGE	6	6	6	6	6	6	6	6	6	6	6	6	6	6
PA CHATHAM COLLEGE	2	2	2	2	2	2	2	2	2	2	2	2	2	2
PA DICKINSON COLLEGE	9	9	9	9	9	9	9	9	9	9	9	9	9	9
PA DUQUESNE UNIVERSITY	3	3	3	3	3	3	3	3	3	3	3	3	3	3
PA ELIZABETHTOWN COLLEGE	1	1	1	1	1	1	1	1	1	1	1	1	1	1
PA FRANKLIN & MARSHALL COL	5	5	5	5	5	5	5	5	5	5	5	5	5	5
PA GENEVA COLLEGE	2	2	2	2	2	2	2	2	2	2	2	2	2	2
PA GROVE CITY COLLEGE	2	2	2	2	2	2	2	2	2	2	2	2	2	2
PA INDIANA U OF PA ALL CAM	3	3	3	3	3	3	3	3	3	3	3	3	3	3
PA JIU-TATA COLLEGE	2	2	2	2	2	2	2	2	2	2	2	2	2	2
PA KIP-SS COLLEGE	1	1	1	1	1	1	1	1	1	1	1	1	1	1
PA LAFAYETTE COLLEGE	1	1	1	1	1	1	1	1	1	1	1	1	1	1
PA I.A. SALLE COLLEGE	1	1	1	1	1	1	1	1	1	1	1	1	1	1
PA LERANON VALLEY COLLEGE	1	1	1	1	1	1	1	1	1	1	1	1	1	1
PA LYCOMING COLLEGE	1	1	1	1	1	1	1	1	1	1	1	1	1	1
PA MARYWOOD COLLEGE	1	1	1	1	1	1	1	1	1	1	1	1	1	1
PA MORAVIAN COL MAIN CAMPUS	1	1	1	1	1	1	1	1	1	1	1	1	1	1
PA MOUNT MERCY COLLEGE	3	3	3	3	3	3	3	3	3	3	3	3	3	3
PA MUILENBERG COLLEGE	1	1	1	1	1	1	1	1	1	1	1	1	1	1
PA P M C COLLEGES	1	1	1	1	1	1	1	1	1	1	1	1	1	1
PA BLOOMSBURG STATE COLLEGE	1	1	1	1	1	1	1	1	1	1	1	1	1	1
PA CALIFORNIA STATE COLLEGE	3	3	3	3	3	3	3	3	3	3	3	3	3	3
PA CLARION ST COL MAIN CAM	1	1	1	1	1	1	1	1	1	1	1	1	1	1
PA EAST STROUDSBURG ST COL	2	2	2	2	2	2	2	2	2	2	2	2	2	2
PA KUTZTOWN STATE COLLEGE	7	7	7	7	7	7	7	7	7	7	7	7	7	7
PA MANSFIELD STATE COLLEGE	2	2	2	2	2	2	2	2	2	2	2	2	2	2
PA MILLERSVILLE STATE COL	3	3	3	3	3	3	3	3	3	3	3	3	3	3
PA SHIPPENSBURG STATE COL	3	3	3	3	3	3	3	3	3	3	3	3	3	3
PA SLIPPERY ROCK STATE COL	1	1	1	1	1	1	1	1	1	1	1	1	1	1
PA WEST CHESTER STATE COL	3	3	3	3	3	3	3	3	3	3	3	3	3	3
PA PENN ST UNIV ALL CAMPUSES	11	11	11	11	11	11	11	11	11	11	11	11	11	11
PA ROSEMONT COLLEGE	3	3	3	3	3	3	3	3	3	3	3	3	3	3
PA ST FRANCIS COLLEGE	1	1	1	1	1	1	1	1	1	1	1	1	1	1
PA ST JOSEPH COLLEGE	3	3	3	3	3	3	3	3	3	3	3	3	3	3
PA SETON HILL COLLEGE	1	1	1	1	1	1	1	1	1	1	1	1	1	1
PA SUSQUEHANNA UNIVERSITY	1	1	1	1	1	1	1	1	1	1	1	1	1	1
PA SWARTHMORE COLLEGE	1	1	1	1	1	1	1	1	1	1	1	1	1	1
PA TEMPLE UNIVERSITY	9	9	9	9	9	9	9	9	9	9	9	9	9	9
PA THIEL COLLEGE	1	1	1	1	1	1	1	1	1	1	1	1	1	1
PA UNIV OF PENNSYLVANIA	6	6	6	6	6	6	6	6	6	6	6	6	6	6
PA UNIV PITTSBG ALL CAMPUSES	5	5	5	5	5	5	5	5	5	5	5	5	5	5
PA UNIVERSITY OF SCRANTON	4	4	4	4	4	4	4	4	4	4	4	4	4	4
PA URSLINUS COLLEGE	2	2	2	2	2	2	2	2	2	2	2	2	2	2
PA VILLANOVA UNIVERSITY	1	1	1	1	1	1	1	1	1	1	1	1	1	1
PA WESTMINSTER COLLEGE	5	5	5	5	5	5	5	5	5	5	5	5	5	5
PA WILKES COLLEGE	2	2	2	2	2	2	2	2	2	2	2	2	2	2
PA WILSON COLLEGE	9	9	9	9	9	9	9	9	9	9	9	9	9	9
RI BROWN UNIVERSITY	1	1	1	1	1	1	1	1	1	1	1	1	1	1
RI PROVIDENCE COLLEGE	5	5	5	5	5	5	5	5	5	5	5	5	5	5
RI UNIV RI ALL CAMPUSES	1	1	1	1	1	1	1	1	1	1	1	1	1	1
SC COLLEGE OF CHARLESTON	1	1	1	1	1	1	1	1	1	1	1	1	1	1

FIELD OF STUDY, STATE OR OTHER AREA, AND INSTITUTION	BACHELOR'S DEGREES REQUIRING 4 OR 5 YEARS		MASTERS DEGREES		DOCTOR'S DEGREES (PH.D., ED.D., ETC.)		BACHELOR'S DEGREES REQUIRING 4 OR 5 YEARS		MASTERS DEGREES		DOCTOR'S DEGREES (PH.D., ED.D., ETC.)	
	MF	WF	MEN	WOMEN	MEN	WOMEN	MEN	WOMEN	MEN	WOMEN	MEN	WOMEN
	2	3	4	5	6	7	2	3	4	4	6	7
GERMAN	(CONTINUED)											
VA RANDOLPH MACON WOMANS COL	-	4	-	-	-	-	-	-	-	-	-	-
VA UNIV OF VA MARY WASH COL	-	3	-	-	-	-	-	-	-	-	-	-
VA UNIV VIRGINIA MAIN CAMPUS	2	-	-	-	-	-	-	-	-	-	-	-
VA VIRGINIA MILITARY INST	2	-	-	-	-	-	-	-	-	-	-	-
VA WASHINGTON & LEE UNIV	6	-	-	-	-	-	-	-	-	-	-	-
WASH CENTRAL WASHINGTON ST COL	2	2	-	-	-	-	-	-	-	-	-	-
WASH EASTERN WASHINGTON ST COL	3	5	-	-	-	-	-	-	-	-	-	-
WASH GUINZA UNIVERSITY	-	2	-	-	-	-	-	-	-	-	-	-
WASH PACIFIC LUTHERAN UNIV	4	5	-	-	-	-	-	-	-	-	-	-
WASH SEATTLE PACIFIC COLLEGE	3	3	-	-	-	-	-	-	-	-	-	-
WASH UNIV OF PUGET SOUND	4	-	-	-	-	-	-	-	-	-	-	-
WASH UNIVERSITY OF WASHINGTON	8	29	14	13	3	3	-	-	-	-	-	-
WASH WALLA WALLA COLLEGE	1	-	-	-	-	-	-	-	-	-	-	-
WASH WESTERN WASHINGTON ST COL	4	2	-	-	-	-	-	-	-	-	-	-
WASH WHITMAN COLLEGE	2	8	-	-	-	-	-	-	-	-	-	-
W VA DAVIS & ELKINS COLLEGE	1	1	-	-	-	-	-	-	-	-	-	-
W VA MARSHALL UNIV ALL CMPSSES	1	-	-	-	-	-	-	-	-	-	-	-
W VA W VA UNIV ALL CAMPUSES	2	2	2	3	-	-	-	-	-	-	-	-
W VA W VIRGINIA WESLEYAN COL	1	-	-	-	-	-	-	-	-	-	-	-
WIS RELOIT COLLEGE	1	5	-	-	-	-	-	-	-	-	-	-
WIS CARTHAGE COLLEGE	2	2	-	-	-	-	-	-	-	-	-	-
WIS LAWRENCE UNIV MAIN CAMPUS	2	1	-	-	-	-	-	-	-	-	-	-
WIS MARQUETTE U ALL CAMPUSES	1	6	2	2	1	1	-	-	-	-	-	-
WIS NORTHLAND COLLEGE	1	1	-	-	-	-	-	-	-	-	-	-
WIS RIPON COLLEGE	3	2	-	-	-	-	-	-	-	-	-	-
WIS ST NORBERT COLLEGE	2	2	-	-	-	-	-	-	-	-	-	-
WIS U OF WIS MADISON	9	22	6	14	1	2	-	-	-	-	-	-
WIS U OF WIS MILWAUKEE	10	6	2	3	-	-	-	-	-	-	-	-
WIS WIS STATE UNIV EAU CLAIRE	3	3	-	-	-	-	-	-	-	-	-	-
WIS WIS STATE UNIV OSHKOSH	1	2	-	-	-	-	-	-	-	-	-	-
WIS WIS ST U PLATV MAIN CAM	-	1	-	-	-	-	-	-	-	-	-	-
WIS WIS STATE UNIV RIVER FALLS	-	2	-	-	-	-	-	-	-	-	-	-
WIS WIS STATE UNIV STEVENS PNT	2	1	-	-	-	-	-	-	-	-	-	-
WIS WIS STATE UNIV SUPERIOR	2	1	-	-	-	-	-	-	-	-	-	-
WIS WIS STATE UNIV WHTWATER	2	1	-	-	-	-	-	-	-	-	-	-
WYO UNIVERSITY OF WYOMING	-	4	-	-	-	-	-	-	-	-	-	-
U S U S NAVAL ACADEMY	4	-	-	-	-	-	-	-	-	-	-	-
OTHER GERMANIC LANGUAGES	21	33	18	27	3	3	-	-	-	-	-	-
CAL U OF CAL BERKELEY	2	2	1	1	-	-	-	-	-	-	-	-
CAL U OF CAL LOS ANGELES	1	1	-	-	-	-	-	-	-	-	-	-
ILL UNIVERSITY OF CHICAGO	5	13	9	19	2	2	-	-	-	-	-	-
IND INDIANA UNIV ALL CAMPUSES	1	3	-	-	-	-	-	-	-	-	-	-
IOWA LUTHER COLLEGE	1	-	-	-	-	-	-	-	-	-	-	-
MASS HARVARD UNIVERSITY	1	-	-	-	-	-	-	-	-	-	-	-
MITH CALVIN COLLEGE	1	1	-	-	-	-	-	-	-	-	-	-
MINN AUGSBURG COLLEGE	1	2	-	-	-	-	-	-	-	-	-	-
MINN ST OLAF COLLEGE	2	1	2	2	-	-	-	-	-	-	-	-
MINN U OF MINN MNPLS ST PAUL	7	10	6	4	-	-	-	-	-	-	-	-
WASH UNIVERSITY OF WASHINGTON	10	12	2	4	6	4	-	-	-	-	-	-
PHILOLOGY AND LITERATURE OF GERMANIC LANGUAGES	4	11	-	-	2	2	-	-	-	-	-	-
CAL U OF CAL LOS ANGELES	6	1	-	-	-	-	-	-	-	-	-	-
MASS BOSTON UNIVERSITY	-	-	-	-	-	-	-	-	-	-	-	-
MASS HARVARD UNIVERSITY	-	-	-	-	-	-	-	-	-	-	-	-

TABLE 4.--BACHELOR'S, MASTER'S, AND DOCTOR'S DEGREES CONFERRED IN INSTITUTIONS OF HIGHER EDUCATION, BY SEX OF STUDENT, FIELD OF STUDY, STATE OR OTHER AREA, AND INSTITUTION: AGGREGATE UNITED STATES, 1968-69 --CONTINUED

FIELD OF STUDY, STATE OR OTHER AREA, AND INSTITUTION	BACHELOR'S DEGREES REQUIRING 4 OR 5 YEARS		MASTER'S DEGREES		DOCTOR'S DEGREES (PH.D., ED.D., ETC.)		BACHELOR'S DEGREES REQUIRING 4 OR 5 YEARS		MASTER'S DEGREES		DOCTOR'S DEGREES (PH.D., ED.D., ETC.)			
	1	2	3	4	5	6	7	1	2	3	4	5	6	7
	MEN	WOMEN	MEN	WOMEN	MEN	WOMEN	MEN	MEN	WOMEN	MEN	WOMEN	MEN	WOMEN	MEN
(CONTINUED)														
RUSSIAN														
MASS UNIV MASS AMHERST CAMPUS	5	2	1	1	1	1	1	1	1	1	1	1	1	1
MASS WHEATON COLLEGE	4	4	1	1	1	1	1	1	1	1	1	1	1	1
MICH MICH ST UNIV ALL CAMPUSES	3	5	1	1	1	1	1	1	1	1	1	1	1	1
MICH OAKLAND UNIVERSITY	1	2	1	1	1	1	1	1	1	1	1	1	1	1
MICH UNIVERSITY OF MICHIGAN	2	6	1	1	1	1	1	1	1	1	1	1	1	1
MICH WAYNE STATE UNIVERSITY	3	3	1	1	1	1	1	1	1	1	1	1	1	1
MINN BEMIDJI STATE COLLEGE	2	3	1	1	1	1	1	1	1	1	1	1	1	1
MINN COLLEGE OF ST CATHERINE	1	1	1	1	1	1	1	1	1	1	1	1	1	1
MINN MACALESTER COLLEGE	2	1	1	1	1	1	1	1	1	1	1	1	1	1
MINN MANKATO STATE COLLEGE	2	1	1	1	1	1	1	1	1	1	1	1	1	1
MINN ST OLAF COLLEGE	1	1	1	1	1	1	1	1	1	1	1	1	1	1
MINN U OF MINN CAMPUS ST PAUL	3	5	1	1	1	1	1	1	1	1	1	1	1	1
MO CENTRAL MO ST COL ALL CAM	1	1	1	1	1	1	1	1	1	1	1	1	1	1
MO ST LOUIS U ALL CAMPUSES	1	1	1	1	1	1	1	1	1	1	1	1	1	1
MO UNIV MISSOURI AT COLUMBIA	1	1	1	1	1	1	1	1	1	1	1	1	1	1
MO WASHINGTON UNIVERSITY	3	3	1	1	1	1	1	1	1	1	1	1	1	1
MO MONTANA STATE UNIVERSITY	2	2	1	1	1	1	1	1	1	1	1	1	1	1
MO MONTANA STATE UNIVERSITY	1	1	1	1	1	1	1	1	1	1	1	1	1	1
NEBR UNIV NEBRASKA MAIN CAMPUS	1	2	1	1	1	1	1	1	1	1	1	1	1	1
NH DARTMOUTH COLLEGE	1	1	1	1	1	1	1	1	1	1	1	1	1	1
NH UNIV NEW HAMPSHIRE	2	7	1	1	1	1	1	1	1	1	1	1	1	1
N J RUTGERS THE ST U ALL CAM	4	4	1	1	1	1	1	1	1	1	1	1	1	1
N J RUTGERS THE ST U ALL CAMPUSES	1	1	1	1	1	1	1	1	1	1	1	1	1	1
N Y ALFRED UNIV ALL CAMPUSES	2	8	1	1	1	1	1	1	1	1	1	1	1	1
N Y CUNY BROOKLYN COLLEGE	4	4	1	1	1	1	1	1	1	1	1	1	1	1
N Y CUNY CITY COLLEGE	1	11	1	1	1	1	1	1	1	1	1	1	1	1
N Y CUNY HUNTER COLLEGE	1	1	1	1	1	1	1	1	1	1	1	1	1	1
N Y CUNY LEHMAN COLLEGE	2	5	1	1	1	1	1	1	1	1	1	1	1	1
N Y CUNY QUEENS COLLEGE	2	3	1	1	1	1	1	1	1	1	1	1	1	1
N Y COLGATE UNIVERSITY	7	1	1	1	1	1	1	1	1	1	1	1	1	1
N Y COLUMBIA UNIV MAIN DIV	2	3	1	1	1	1	1	1	1	1	1	1	1	1
N Y COLUMBIA UNIV BARNARD COL	11	11	1	1	1	1	1	1	1	1	1	1	1	1
N Y COLUMBIA UNIV TORRES COL	2	2	1	1	1	1	1	1	1	1	1	1	1	1
N Y CORNELL UNIV ALL CAMPUSES	2	2	1	1	1	1	1	1	1	1	1	1	1	1
N Y FLMIRA COLLEGE	1	1	1	1	1	1	1	1	1	1	1	1	1	1
N Y FORDHAM UNIVERSITY	8	3	3	3	6	6	6	6	6	6	6	6	6	6
N Y HARTWICK COLLEGE	1	2	1	1	2	2	2	2	2	2	2	2	2	2
N Y HOUSTON UNIVERSITY	2	2	1	1	2	2	2	2	2	2	2	2	2	2
N Y MANHATTAN COLLEGE	4	1	1	1	1	1	1	1	1	1	1	1	1	1
N Y MANHATTAN COLLEGE	4	1	1	1	1	1	1	1	1	1	1	1	1	1
N Y MAHATTANVILLE COLLEGE	6	6	1	1	1	1	1	1	1	1	1	1	1	1
N Y NEW YORK UNIVERSITY	2	5	8	11	3	3	3	3	3	3	3	3	3	3
N Y SUNY STATE UNIV ALBANY	4	9	3	6	6	6	6	6	6	6	6	6	6	6
N Y SUNY COLLEGE OSWEGO	2	2	1	1	1	1	1	1	1	1	1	1	1	1
N Y SYRACUSE U MAIN CAMPUS	23	12	3	3	3	3	3	3	3	3	3	3	3	3
N Y UNIVERSITY OF ROCHESTER	2	6	1	1	1	1	1	1	1	1	1	1	1	1
N Y VASSAR COLLEGE	2	2	1	1	1	1	1	1	1	1	1	1	1	1
N C DUKE UNIVERSITY	2	1	1	1	1	1	1	1	1	1	1	1	1	1
N C QUEENS COLLEGE	1	1	1	1	1	1	1	1	1	1	1	1	1	1
N C UNIV OF NC AT CHAPFL HILL	3	1	1	1	1	1	1	1	1	1	1	1	1	1
OHIO CASE WESTERN RESERVE UNIV	2	3	1	1	1	1	1	1	1	1	1	1	1	1
OHIO DENISON UNIVERSITY	1	1	1	1	1	1	1	1	1	1	1	1	1	1
OHIO HIRAM COLLEGE	2	2	1	1	1	1	1	1	1	1	1	1	1	1
OHIO KENT ST UNIV MAIN CAMPUS	2	1	1	1	1	1	1	1	1	1	1	1	1	1
OHIO MIAMI UNIV ALL CAMPUSES	1	2	1	1	1	1	1	1	1	1	1	1	1	1

TABLE 4. --BACHELOR'S, MASTER'S, AND DOCTOR'S DEGREES CONFERRED IN INSTITUTIONS OF HIGHER EDUCATION, BY SEX OF STUDENT, FIELD OF STUDY, STATE OR OTHER AREA, AND INSTITUTION: AGGREGATE UNITED STATES, 1963-69 --CONTINUED

FIELD OF STUDY, STATE OR OTHER AREA, AND INSTITUTION	BACHELOR'S DEGREES REQUIRING 4 OR 5 YEARS		MASTER'S DEGREES		DOCTOR'S DEGREES (PH.D., ED.D., ETC.)		BACHELOR'S DEGREES REQUIRING 4 OR 5 YEARS		MASTER'S DEGREES		DOCTOR'S DEGREES (PH.D., ED.D., ETC.)				
	1	2	3	4	5	6	7	1	2	3	4	5	6	7	
	MEN	WOMEN	MEN	WOMEN	MEN	WOMEN	MEN	MEN	WOMEN	MEN	WOMEN	MEN	WOMEN	MEN	WOMEN
OTHER SLAVIC LANGUAGES															
CONN ST BASILS COLLEGE															
CONN YALE UNIVERSITY															
ILL UNIVERSITY OF CHICAGO															
LA TULANE UNIV OF LOUISIANA															
MASS BOSTON COLLEGE															
MASS BOSTON UNIVERSITY															
MICH WAYNE STATE UNIVERSITY															
N Y COLUMBIA UNIV MAIN DIV															
N Y SUNY STATE UNIV BINGHAMT															
N Y SUNY ST U RUFLO MAIN CAM															
N Y SYRACUSE U MAIN CAMPUS															
OHIO CASE WESTERN RESERVE UNIV															
OHIO OHIO ST UNIV ALL CAMPUSES															
PA ALLIANCE COLLEGE															
PA PENN ST UNIV ALL CAMPUSES															
TEX UNIV TEXAS AT AUSTIN															
WIS U OF WIS MADISON															
FOREIGN LANG AND LIT, ALL OTHER FIELDS	157	323		103	173	35	14								
ALA AUBURN UNIV	1	4													
ARIZ UNIVERSITY OF ARIZONA															
CAL CHICO STATE COLLEGE															
CAL FRESNO ST COL MAIN CAMPUS															
CAL PACIFIC UNION COLLEGE															
CAL U OF CAL BERKELEY	6	10													
CAL U OF CAL LOS ANGELES	3	3													
COLORADO STATE COLLEGE															
COLORADO STATE UNIVERSITY															
CONN WESLEYAN UNIVERSITY	12														
D C CATHOLIC UNIV OF AMERICA															
FLA FLORIDA STATE UNIVERSITY															
FLA UNIVERSITY OF FLORIDA	2	10													
GA GEORGIA STATE COLLEGE	1	10													
ILL AUGUSTANA COLLEGE															
IND INDIANA UNIV ALL CAMPUSES	16	20													
IND PURDUE UNIV MAIN CAMPUS															
IND UNIVERSITY OF NOTRE DAME															
KANS KANS ST COL OF PITTSBURG															
KANS KANS ST CHR'S COL EMPORIA	6	19													
KANS UNIVERSITY OF KANSAS															
KY ESTERN KENTUCKY UNIVERSITY	1	1													
LA TULANE UNIV OF LOUISIANA															
MAE UNIV MAINE ALL CAMPUSES	5														
MASS ASSUMPTION COLLEGE															
MASS BOSTON UNIVERSITY	1	7													
MASS GORDON COLLEGE															
MASS HARVARD UNIVERSITY	8	3													
MICH NORTHERN MICHIGAN UNIV															
MICH UNIVERSITY OF MICHIGAN															
MICH WAYNE STATE UNIVERSITY															
MICH WESTERN MICHIGAN UNIV															
MISS MISSISSIPPI STATE UNIV	1	14													
MO UNIV MISSOURI AT KANS CTY	9	11													
N H FRANKLIN PIERCE COLLEGE	3	2													
N H UNIV OF N H KEENE ST COL															
FOREIGN LANG AND LIT, ALL OTHER FIELDS	1,909	12		368	6										
ALA AUBURN UNIV	19														
ARI Z NORTHERN ARIZONA UNIV	21														
ARK ARKANSAS A & M COLLEGE	15														
CAL HUMBOLDT STATE COLLEGE	60														
CAL U OF CAL BERKELEY	29														
CALO COLORADO STATE UNIVERSITY	100														
CONN UNIV CONN ALL CAMPUSES	8														
CONN YALE UNIVERSITY															
FLA UNIVERSITY OF FLORIDA	30														
GA UNIVERSITY OF GEORGIA	84	2													
IDA UNIVERSITY OF IDAHO	34														
ILL SOUTHERN ILL U MAIN CAMPUS	30														
ILL UNIV OF ILL URBANA CAMPUS	30														
IND PURDUE UNIV MAIN CAMPUS	41														
IOWA IOWA ST U OF SCI & TECH	40														
LA LOUISIANA POLY INSTITUTE	20														
LA LA ST U BATON ROUGE	23														
LA MCNEESE STATE COLLEGE	8														

TABLE 4.—BACHELOR'S, MASTER'S, AND DOCTOR'S DEGREES CONFERRED IN INSTITUTIONS OF HIGHER EDUCATION, BY SEX OF STUDENT, FIELD OF STUDY, STATE OR OTHER AREA, AND INSTITUTION: AGGREGATE UNITED STATES, 1968-69 --CONTINUED

FIELD OF STUDY, STATE OR OTHER AREA, AND INSTITUTION	BACHELOR'S DEGREES REQUIRING 4 OR 5 YEARS		MASTER'S DEGREES		DOCTOR'S DEGREES (PH.D., ED.D., ETC.)		BACHELOR'S DEGREES REQUIRING 4 OR 5 YEARS		MASTER'S DEGREES		DOCTOR'S DEGREES (PH.D., ED.D., ETC.)			
	1	2	3	4	5	6	7	1	2	3	4	5	6	7
	MEN	WOMEN	MEN	WOMEN	MEN	WOMEN	MEN	MEN	WOMEN	MEN	WOMEN	MEN	WOMEN	MEN
(CONTINUED)														
FORESTRY														
ME UNIV MAINE ALL CAMPUSES	34			6						3				
MASS HARVARD UNIVERSITY				1										
MASS NICHOLS COL OF BUS ADM	16								14	3	2			
MASS UNIV MASS AMHERST CAMPUS	26			6					54	12	9	1		
HIGH MICH ST UNIV ALL CAMPUSES	195			27					31	15	9			
MICH TECH U MAIN CAMPUS	34			1					24	6				
MICH UNIVERSITY OF MICHIGAN	16			14					11	4				
MINN U OF MINN MNPUS ST PAUL	95			12					18	15	6	1	6	
MISS MISSISSIPPI STATE UNIV	27								10	13	3	1		
MO UNIV MISSOURI AT COLUMBIA	22			13					1	1				
MONT UNIVERSITY OF MONTANA	59			10					51	44	17	5	10	
NEV UNIVERSITY OF NEVADA	4								4	3	2			
N H UNIV OF NEW HAMPSHIRE	19			1					29	6				
N Y SUNY COL FORSTRY MAIN CAM	98			14					1					
N C DRIKE UNIVERSITY	2			16					8	2				
N C N C ST U RAL FIGH MAIN CAM	80			9					16	6	8	1	1	
OHIO KENT ST UNIV MAIN CAMPUS	1								4	2				
OHIO OHIO ST UNIV ALL CAMPUSES	11			2					3					
OKLA OKLA ST UNIV MAIN CAMPUS	33			18					2	2				
OREG OREGON STATE UNIVERSITY	71								9					
PA JUNIATA COLLEGE	1								2					
PA PENN ST UNIV ALL CAMPUSES	83			15					1	1				
S C CLEMSON UNIV ALL CAMPUSES	18			2					3					
TENN UNIVERSITY OF THE SOUTH	5								2					
TENN UNIV OF TENN ALL CAMPUSES	37			6					4	2	2	1	1	
TEX RAYLOR UNIV MAIN CAMPUS	1								4					
TEX STEPHEN F AUSTIN ST COL	43			16					11	7	2			
UTAH UNIV ST UNIV MAIN CAMPUS	51			11					4	2	2	1	2	
VT MARLBORO COLLEGE	1								11	2				
VT UNIV OF VT COL AGRIC COL	21			1					1					
VA VIRGINIA POLY INSTITUTE	43			6					11	1				
WASH UNIVERSITY OF WASHINGTON	47			10					6	7				
WASH WASHINGTON STATE UNIV	25			2					40	5	5	1	2	
W VA DAVIS & ELKINS COLLEGE	1								8	4	6	2		
W VA W VA UNIV ALL CAMPUSES	83			4					4	1	1			
WIS U OF WIS MADISON	75			2					5	1				
WIS WIS STATE UNIV STEWIS PNT	75								4	1				
GEOGRAPHY	2,611	722	468	95	120	4								
ALA ANDRUS UNIV	10	3												
ALA UNIV ALABAMA MAIN CAMPUS	5			4										
ALAS U OF ALAS ALL CAMPUSES	1													
ARIZ ARIZONA STATE UNIVERSITY	12	4	8	2										
ARIZ UNIVERSITY OF ARIZONA	10	4		3	1									
ARK ARK ST UNIV ALL CAMPUSES	1													
ARK STATE COLLEGE OF ARK	5													
ARK UNIV ARK MAIN CAMPUS	22	16												
CAL CALIF STATE COL FULLERTON	8	1												
CAL CALIFORNIA ST COL HAYWARD	45	28		1										
CAL CALIF STATE COL LONG BCH	39	27		3										
CAL CALIF STATE COL LOS ANGLS	19	2												
CAL CHICO STATE COLLEGE	25	5		1										
CAL FRESNO ST COL MAIN CAMPUS														



TABLE 4.--BACHELOR'S, MASTER'S, AND DOCTOR'S DEGREES CONFERRED IN INSTITUTIONS OF HIGHER EDUCATION, BY SEX OF STUDENT, FIELD OF STUDY, STATE OR OTHER AREA, AND INSTITUTION: AGGREGATE UNITED STATES, 1968-69--CONTINUED

FIELD OF STUDY, STATE OR OTHER AREA, AND INSTITUTION	BACHELOR'S DEGREES REQUIRING 4 OR 5 YEARS		MASTER'S DEGREES		DOCTOR'S DEGREES (PH.D., ED.D., ETC.)		BACHELOR'S DEGREES REQUIRING 4 OR 5 YEARS		MASTER'S DEGREES		DOCTOR'S DEGREES (PH.D., ED.D., ETC.)	
	2	3	4	5	6	7	2	3	4	5	6	7
	1	1	1	1	1	1	1	1	1	1	1	1
(CONTINUED)												
IND DEPAUL UNIVERSITY	1	-	-	-	-	-	-	3	-	-	-	-
IND INDIANA STATE UNIVERSITY	6	-	15	2	-	-	-	12	1	-	-	-
IND INDIANA STATE UNIV ALL CAMPUSES	7	-	12	2	-	-	-	5	1	-	-	-
IND VALPARAISO UNIVERSITY	21	9	4	3	-	-	-	1	1	-	-	-
IOWA CENTRAL UNIV OF IOWA	8	1	-	-	-	-	-	1	1	-	-	-
IOWA DRAKE UNIVERSITY	4	-	-	-	-	-	-	8	12	4	5	-
IOWA UNIVERSITY OF IOWA	6	1	4	-	-	-	-	5	-	-	-	-
IOWA UNIV OF NORTHERN IOWA	5	2	1	-	-	-	-	7	1	7	-	-
KANS KANS ST COL OF PITTSBURG	2	1	-	-	-	-	-	4	1	1	-	-
KANS KANSAS ST U AG & APP SCI	8	1	2	1	-	-	-	8	1	1	-	-
KANS UNIVERSITY OF KANSAS	12	5	2	1	-	-	-	3	3	-	-	-
KY ESTN KENTUCKY UNIVERSITY	2	1	1	1	-	-	-	2	2	-	-	-
KY MOREHEAD STATE UNIVERSITY	25	1	-	-	-	-	-	2	-	-	-	-
KY WIPPIWAY STATE UNIVERSITY	11	1	-	-	-	-	-	3	-	-	-	-
KY WELSH KENTUCKY UNIVERSITY	5	4	4	2	-	-	-	6	1	-	-	-
LA GRABLING COLLEGE	11	2	-	-	-	-	-	2	-	-	-	-
LA LOUISIANA POLY INSTITUTE	3	1	-	-	-	-	-	3	3	9	3	-
LA LR ST U BAYLOR ROUSE	9	1	4	-	-	-	-	2	-	7	-	-
LA NTHWEST LOUISIANA ST COL	3	-	-	-	-	-	-	4	-	-	-	-
LA NTHWEST LOUISIANA ST COL LOUISIANA	2	-	-	-	-	-	-	4	-	-	-	-
LA SOUTHERN MISSISSIPPIAN COL	2	-	-	-	-	-	-	24	-	-	-	-
LA SOUTHERN UNIV & A&M COL	1	3	-	-	-	-	-	28	-	-	-	-
LA UNIV STATEM N LOUISIANA	8	2	3	7	-	-	-	4	2	-	-	-
MD FROSTBURG STATE COLLEGE	8	2	-	-	-	-	-	10	1	4	3	-
MD JOHNS HOPKINS U ALL CAMP	1	1	-	-	-	-	-	4	4	-	-	-
MD MORGAN STATE COLLEGE	6	1	-	-	-	-	-	3	-	-	-	-
MD SALISBURY STATE COLLEGE	4	4	-	-	-	-	-	11	3	-	-	-
MD TOMSON STATE COLLEGE	15	2	-	-	-	-	-	8	-	-	-	-
MD UNIV MD MAIN CAMPUS	30	6	1	-	-	-	-	2	1	-	-	-
MASS BOSTON UNIVERSITY	7	3	1	-	-	-	-	5	14	-	-	-
MASS CLARK UNIVERSITY	4	5	1	-	-	-	-	9	3	-	-	-
MASS STATE COL AT BOSTON	15	9	7	-	-	-	-	5	2	-	-	-
MASS STATE COL AT BRIDGEWATER	4	1	-	-	-	-	-	3	-	-	-	-
MASS STATE COL AT FITCHBURG	5	-	-	-	-	-	-	5	-	-	-	-
MASS STATE COL AT SALEM	6	3	-	-	-	-	-	2	-	-	-	-
MASS MOUNT HOLYOKE COLLEGE	1	1	-	-	-	-	-	5	2	-	-	-
MASS UNIV MASS AMHERST CAMPUS	-	1	-	-	-	-	-	3	-	-	-	-
MICH CENTRAL MICHIGAN UNIV	18	4	1	-	-	-	-	5	2	-	-	-
MICH EASTERN MICHIGAN UNIV	4	4	2	1	-	-	-	3	1	1	1	-
MICH MICH ST UNIV ALL CAMPUSES	28	3	9	1	-	-	-	35	6	1	-	-
MICH NORTHERN MICHIGAN UNIV	31	2	11	3	5	-	-	1	2	-	-	-
MICH UNIVERSITY OF DETROIT	1	1	-	-	-	-	-	7	1	-	-	-
MICH UNIVERSITY OF MICHIGAN	10	7	6	4	2	-	-	3	1	-	-	-
MICH WAYNE STATE UNIVERSITY	11	4	3	1	-	-	-	6	1	-	-	-
MICH WESTERN MICHIGAN UNIV	31	11	8	1	-	-	-	1	-	-	-	-
MINN GUSTAVUS ADOLPHUS COLLEGE	1	1	-	-	-	-	-	2	-	-	-	-
MINN MACALESTER COLLEGE	7	6	-	-	-	-	-	21	2	13	1	2
MINN MANKATO STATE COLLEGE	43	2	3	-	-	-	-	2	2	-	-	-
MINN MOOREHEAD STATE COLLEGE	12	-	-	-	-	-	-	12	2	2	-	-
MINN ST CLOUD STATE COLLEGE	19	6	2	-	-	-	-	57	3	2	-	-
MINN U OF MINN DULUTH	25	2	-	-	-	-	-	10	1	1	3	-
MINN U OF MINN MPLS ST PAUL	36	8	16	2	-	-	-	4	-	-	-	-
N C UNIV OF N C AT GREENSBORO	-	-	-	-	-	-	-	-	-	-	-	-

TABLE 4.--BACHELOR'S, MASTER'S, AND DOCTOR'S DEGREES CONFERRED IN INSTITUTIONS OF HIGHER EDUCATION, BY SEX OF STUDENT, FIELD OF STUDY, STATE OR OTHER AREA, AND INSTITUTION: AGGREGATE UNITED STATES, 1968-69 --CONTINUED

GEOGRAPHY	BACHELOR'S DEGREES REQUIRING 4 OR 5 YEARS		MASTER'S DEGREES		DOCTOR'S DEGREES (PH.D., ED.D., ETC.)		FIELD OF STUDY, STATE OR OTHER AREA, AND INSTITUTION	BACHELOR'S DEGREES REQUIRING 4 OR 5 YEARS		MASTER'S DEGREES		DOCTOR'S DEGREES (PH.D., ED.D., ETC.)	
	MEN	WOMEN	MEN	WOMEN	MEN	WOMEN		MEN	WOMEN	MEN	WOMEN	MEN	WOMEN
(CONTINUED)	2	3	4	5	6	7	1	2	3	4	5	6	7
N D UNIV N DAK MAIN CAMPUS	6	1	3	-	-	-	TEX SAM HOUSTON STATE COL	6	4	-	-	-	-
N D VALLEY CITY STATE COLLEGE	8	1	-	-	-	-	TEX SOUTHERN METHODIST UNIV	1	2	-	-	-	-
OHIO ANTIPOCH COL MAIN CAMPUS	4	-	-	-	-	-	TEX SOUTHWEST TEXAS STATE COL	1	-	-	-	-	-
OHIO ASHLAND COLLEGE	2	-	-	-	-	-	TEX STEPHEN F AUSTIN ST COL	10	8	1	-	-	-
OHIO BOWLING GRN ST U ALL CAM	18	5	1	1	-	-	TEX TEXAS A & T UNIVERSITY	8	2	-	-	-	-
OHIO CASP WESTERN RESERVE UNIV	1	2	2	-	-	-	TEX TEXAS CHRISTIAN UNIV	5	-	-	-	-	-
OHIO KENT ST UNIV MAIN CAMPUS	20	10	9	1	-	-	TEX TEXAS TECHNOLOGICAL COL	4	1	-	-	-	-
OHIO MIAMI UNIV ALL CAMPUSES	9	2	9	1	-	-	TEX UNIVERSITY OF HOUSTON	1	1	-	-	-	-
OHIO MUSKINGUM COLLEGE	1	-	-	-	-	-	TEX UNIV TEXAS AT AUSTIN	7	6	2	-	-	-
OHIO OHIO ST UNIV ALL CAMPUSES	2	4	-	-	3	-	TEX WEST TEXAS STATE UNIV	5	1	-	-	-	-
OHIO OHIO UNIV ALL CAMPUSES	1	1	-	-	-	-	UTAH BRIGHAM YOUNG UNIVERSITY	26	3	5	-	-	-
OHIO OHIO WESLEYAN UNIVERSITY	7	1	-	-	-	-	UTAH UNIV OF UTAH	13	1	6	1	-	-
OHIO UNIVERSITY OF AKRON	3	-	-	-	-	-	UTAH WEBER STATE COLLEGE	10	1	-	-	-	-
OHIO U CINCINNATI MAIN CAMPUS	8	4	5	1	2	-	VT MIDDLEBURY COLLEGE	12	7	-	-	-	-
OHIO UNIVERSITY OF TOLEDO	2	-	-	-	-	-	VT UNIV OF VT & ST AGRIC COL	4	4	-	-	-	-
OHIO WITTENBERG UNIVERSITY	4	2	-	-	-	-	VA LONGWOOD COLLEGE	-	4	-	-	-	-
OHIO YOUNGSTOWN ST UNIVERSITY	3	1	-	-	-	-	VA RADFORD COLLEGE	-	12	-	-	-	-
OKLA CENTRAL STATE COLLEGE	2	1	-	-	-	-	VA UNIV OF VA MARY WASH COL	-	12	-	-	-	-
OKLA EAST CENTRAL STATE COL	4	1	-	-	-	-	VA UNIV VIRGINIA MAIN CAMPUS	7	4	-	-	-	-
OKLA NORTHWESTERN STATE COL	3	1	-	-	-	-	WASH CENTRAL WASHINGTON ST COL	18	4	-	-	-	-
OKLA NORTHWESTERN STATE COL	2	-	-	-	-	-	WASH EASTERN WASHINGTON ST COL	11	1	-	-	-	-
OKLA OKLA ST UNIV MAIN CAMPUS	6	2	-	-	-	-	WASH UNIVERSITY OF WASHINGTON	34	19	10	1	-	-
OKLA UNIV OKLA ALL CAMPUSES	8	3	7	1	1	-	WASH WASHINGTON STATE UNIV	7	7	6	-	-	-
OREG OREGON STATE UNIVERSITY	5	1	4	1	-	-	WASH WESTERN WASHINGTON ST COL	15	7	4	-	-	-
OREG PORTLAND STATE COLLEGE	13	1	1	3	2	1	W VA MARSHALL UNIV ALL CAMPUSES	2	-	6	-	-	-
OREG UNIV OREGON MAIN CAMPUS	18	3	3	4	-	-	W VA MORRIS HARVEY COLLEGE	4	-	-	-	-	-
PA INDIANA U OF PA ALL CAM	27	4	4	-	-	-	WIS BELMONT COLLEGE	1	-	-	-	-	-
PA BLOOMSBURG STATE COLLEGE	15	2	1	-	-	-	WIS CARROLL COLLEGE	9	-	-	-	-	-
PA CALIFORNIA STATE COLLEGE	14	1	-	-	-	-	WIS NORTHLAND COLLEGE	2	-	-	-	-	-
PA CLARION ST COL MAIN CAM	25	4	-	-	-	-	WIS U OF WIS MADISON	33	5	6	4	2	-
PA EAST STROUDSBURG ST COL	6	1	-	-	-	-	WIS U OF WIS MILWAUKEE	16	1	3	1	-	-
PA EDINBORO STATE COLLEGE	14	1	-	-	-	-	WIS STATE UNIV EDU CLATRE	19	2	-	-	-	-
PA KUTZTOWN STATE COLLEGE	4	2	-	-	-	-	WIS STATE UNIV LA CROSSE	8	5	-	-	-	-
PA PENNSYLVANIA STATE COLLEGE	19	2	-	-	-	-	WIS STATE UNIV OSHKOSH	12	-	-	-	-	-
PA MILLERSVILLE STATE COL	70	1	-	-	-	-	WIS ST U PLATVLR MAIN CAM	-	-	-	-	-	-
PA SHIPPENSBURG STATE COL	4	2	-	-	-	-	WIS STATE UNIV RIVER FALLS	5	-	-	-	-	-
PA SLIPPERY ROCK STATE COL	6	2	-	-	-	-	WIS STATE UNIV STEVENS PNJ	23	2	-	-	-	-
PA WEST CHESTER STATE COL	15	2	12	1	-	-	WIS STATE UNIV SUPERIOR	11	4	-	-	-	-
PA PENN ST UNIV ALL CAMPUSES	13	2	11	4	5	-	WIS STATE UNIV WHITEMATER	25	1	-	-	-	-
PA TEMPLE UNIVERSITY	5	5	-	-	-	-	WYO UNIVERSITY OF WYOMING	5	1	-	1	-	-
PA UNIV PITTSRG ALL CAMPUSES	22	1	-	-	-	-	U S U S AIR FORCE ACADEMY	14	-	-	-	-	-
PA VILLANOVA UNIVERSITY	1	1	1	1	-	-	U S INTER AMER U PR ALL CAM	2	-	-	-	-	-
PA UNIV R I ALL CAMPUSES	5	1	1	3	-	-	U PUERTO RICO ALL CAMPUSES	2	1	-	-	-	-
S C UNIV S C ALL CAMPUSES	4	1	-	-	-	-	HEALTH PROFESSIONS, TOTAL	4,433	15,571	2,031	2,085	247	36
TENN AUSTIN PEAY STATE UNIV	10	-	-	-	-	-	ALA ALABAMA COLLEGE	2	2	-	-	-	-
TENN E TENN ST U ALL CAMPUSES	27	2	2	-	-	-	ALA AUBURN UNIV MAIN CAMPUS	57	21	5	1	-	-
TENN GEORGE PEABODY COL TCHR	1	1	-	-	-	-	ALA SAMFORD UNIVERSITY	72	2	-	-	-	-
TENN MEMPHIS STATE UNIVERSITY	12	7	1	1	-	-	ALA TROY ST COL ALL CAMPUSES	5	4	-	-	-	-
TENN MIDDLE TENNESSEE ST UNIV	7	2	-	-	-	-	ALA TUSKEGEE INSTITUTE	-	54	-	-	-	-
TENN TENN TECHNOLOGICAL UNIV	1	-	-	-	-	-	ALA UNIV ALABAMA MAIN CAMPUS	-	5	-	-	-	-
TENN UNIV OF TENN ALL CAMPUSES	8	2	4	-	-	-							
TEX EAST TEXAS STATE UNIV	6	1	1	-	-	-							
TEX NORTH TEXAS STATE UNIV	12	-	-	-	-	-							




TABLE 4.--BACHELOR'S, MASTER'S, AND DOCTOR'S DEGREES CONFERRED IN INSTITUTIONS OF HIGHER EDUCATION, BY SEX OF STUDENT, FIELD OF STUDY, STATE OR OTHER AREA, AND INSTITUTION: AGGREGATE UNITED STATES, 1968-69 --CONTINUED

FIELD OF STUDY, STATE OR OTHER AREA, AND INSTITUTION	BACHELOR'S DEGREES REQUIRING 4 OR 5 YEARS			MASTER'S DEGREES			DOCTOR'S DEGREES (PH.D., ED.D., ETC.)			
	2	3	4	4	5	6	7	6	7	
	2	3	4	4	5	6	7	6	7	
HEALTH PROFESSIONS, TOTAL	(CONTINUED)	(CONTINUED)	(CONTINUED)	(CONTINUED)	(CONTINUED)	(CONTINUED)	(CONTINUED)	(CONTINUED)	(CONTINUED)	
ALA UNIV OF ALA BIRMINGHAM	1	65	12	24	—	—	—	3	46	7
ALA U OF ALA ALL CAMPUSES	3	100	—	—	—	—	—	8	—	—
ARIZ ARIZONA STATE UNIVERSITY	39	61	1	1	—	—	—	25	—	—
ARIZ UNIVERSITY OF ARIZONA	—	—	—	—	—	—	—	—	—	—
ARK ARKANSAS A & M COLLEGE	—	1	—	—	—	—	—	3	—	—
ARK ARKANSAS POLYTECHNIC COL	—	1	—	—	—	—	—	3	—	—
ARK COLLEGE OF THE OZARKS	—	1	—	—	—	—	—	3	—	—
ARK LITTLE ROCK UNIVERSITY	—	4	—	—	—	—	—	31	—	—
ARK DUNWIGHT BAPTIST UNIV	—	4	—	—	—	—	—	79	—	—
ARK SOUTHERN STATE COLLEGE	—	3	—	—	—	—	—	47	166	3
ARK STATE COLLEGE OF ARK	—	29	—	—	—	—	—	3	4	48
ARK UNIV ARK MCGALN	46	42	—	—	—	—	—	41	—	—
CAL CALIFORNIA PODIATRY COL	4	1	4	—	—	—	—	15	—	—
CAL CALIF STATE COL LONG BCH	5	49	—	—	—	—	—	5	—	—
CAL CALIF STATE COL LOS ANGLS	14	111	—	—	—	—	—	35	7	46
CAL CALIF STATE COL FULL	2	54	—	—	—	—	—	2	—	—
CAL CALIF STATE COL MARI CAMPUS	14	43	—	—	—	—	—	2	—	—
CAL HUMBOLDT STATE COLLEGE	10	10	—	—	—	—	—	10	10	—
CAL SACRAMENTO STATE COLLEGE	9	47	—	—	—	—	—	73	1	6
CAL SAN DIEGO ST COL MAIN CAM	—	46	—	—	—	—	—	15	—	—
CAL SAN FERNANDO VALY ST COL	18	16	—	—	—	—	—	9	6	—
CAL SAN FRANCISCO STATE COL	14	70	—	—	—	—	—	1	—	—
CAL SAN JOSE STATE COLLEGE	14	125	—	—	—	—	—	1	—	—
CAL SAN LUIS VALY ALL CAMPUSES	26	136	21	20	—	—	—	26	—	—
CAL MOUNT ST MARYS COLLEGE	—	37	—	—	—	—	—	1	—	—
CAL PACIFIC UNION COLLEGE	1	—	—	—	—	—	—	1	—	—
CAL PASADENA COLLEGE	1	1	—	—	—	—	—	2	—	—
CAL STANFORD UNIVERSITY	1	25	1	4	—	—	—	1	—	—
CAL U OF CAL BERKELEY	1	—	92	56	11	—	—	1	—	—
CAL U OF CAL DAVIS	—	—	10	—	—	—	—	3	—	—
CAL U OF CAL LOS ANGELES	10	63	64	—	—	—	—	3	—	—
CAL U OF CAL SAN FRANCISCO	13	154	2	146	12	5	—	3	3	23
CAL UNIVERSITY OF THE PACIFIC	50	22	5	—	—	—	—	6	—	—
CAL U SAN DIEGO COL FOR WOMEN	—	2	—	—	—	—	—	1	—	—
CAL UNIV OF SAN FRANCISCO	—	70	—	—	—	—	—	34	—	—
CAL UNIV OF STARN CALIFORNIA	4	65	14	27	—	—	—	10	—	—
COLD ADAMS STATE COLLEGE	1	1	—	—	—	—	—	43	—	—
COLD COLORADO STATE COLLEGE	—	39	—	—	—	—	—	6	—	—
COLD COLORADO STATE COLLEGE	2	48	13	2	4	—	—	8	9	7
COLD LORETTA HEIGHTS COLLEGE	1	43	—	—	—	—	—	18	—	—
COLD SOUTHERN COLORADO ST COL	4	6	—	—	—	—	—	18	—	—
COLD TEMPLE BUFFL COLLEGE	5	5	—	—	—	—	—	13	19	1
COLD UNIV CALD ALL CAMPUSES	28	169	1	62	—	—	—	6	—	—
CONN QUINNIPIAC COLLEGE	6	7	—	—	—	—	—	5	—	—
CONN UNIVERSITY OF BRIDGEPORT	—	66	—	—	—	—	—	38	—	8
CONN UNIV CONN ALL CAMPUSES	65	177	2	—	—	—	—	3	—	—
CONN WESTERN CONN ST COLLEGE	1	5	—	—	—	—	—	1	—	—
CONN YALE UNIVERSITY	—	—	30	38	2	—	—	45	—	—
DEL UNIVERSITY OF DELAWARE	—	40	—	—	—	—	—	—	11	17
D C AMERICAN UNIVERSITY	—	14	—	—	—	—	—	—	15	5
D C CATHOLIC UNIV OF AMERICA	—	44	—	—	—	—	—	6	—	—
D C GEORGE TOWN UNIVERSITY	—	64	9	53	—	—	—	43	—	—

TABLE 4.--BACHELOR'S, MASTER'S, AND DOCTOR'S DEGREES CONFERRED IN INSTITUTIONS OF HIGHER EDUCATION, BY SEX OF STUDENT, FIELD OF STUDY, STATE OR OTHER AREA, AND INSTITUTION: AGGREGATE UNITED STATES, 1968-69 --CONTINUED

FIELD OF STUDY, STATE OR OTHER AREA, AND INSTITUTION	BACHELOR'S DEGREES REQUIRING 4 OR 5 YEARS		MASTER'S DEGREES		DOCTOR'S DEGREES (PH.D., ED.D., ETC.)		BACHELOR'S DEGREES REQUIRING 4 OR 5 YEARS		MASTER'S DEGREES		DOCTOR'S DEGREES (PH.D., ED.D., ETC.)			
	1	2	3	4	5	6	7	1	2	3	4	5	6	7
	MEN	WOMEN	MEN	WOMEN	MEN	WOMEN	MEN	MEN	WOMEN	MEN	WOMEN	MEN	WOMEN	MEN
HEALTH PROFESSIONS, TOTAL	(CONTINUED)													
IND RUTLER UNIVERSITY	24	7		3				1		14				
IND DEPAUL UNIVERSITY		15												
IND GOSHEN COL & BIBLICAL SEM	2	46												
IND GRACE THEOL SEM & COL														
IND INDIANA STATE UNIVERSITY	1	21												
IND INDIANA UNIV ALL CAMPUSES	15	263		28										
IND PURDUE UNIV MAIN CAMPUS	76	42		15										
IND ST FRANCIS COLLEGE		1												
IND ST MARYS COLLEGE		6												
IND UNIV OF EVANSVILLE														
IOWA IOWA CLIFF COLLEGE		3												
IOWA DRAKE UNIVERSITY	50	5												
IOWA IOWA ST U OF SCI & TECH		5												
IOWA MARYCREST COLLEGE		36		3										
IOWA MOUNT MERCY COLLEGE		6												
IOWA SIMPSON COLLEGE	41	208		51										
IOWA UNIVERSITY OF IOWA		1												
KANS BETHANY COLLEGE		3												
KANS BETHEL COLLEGE		2												
KANS COLLEGE OF EMPORIA		3												
KANS KANS ST COL OF PITTSBURG		3												
KANS KANS ST U AG & APP SCI	2	26		2										
KANS MARYMOUNT COLLEGE		22												
KANS SACRED HEART COLLEGE	1	1												
KANS ST MARY OF THE PLAINS COL		16												
KANS Tabor COLLEGE		1												
KANS UNIVERSITY OF KANSAS	51	88												
KANS WASHINGTON UNIV OF TOPPANA	1	4												
KANS WICHITA STATE UNIVERSITY	3	5												
KY BELLARMIN-URSULTIN ALL CAM		4												
KY BEPRA COLLEGE		25												
KY CATHERINE SPALDING COL		75												
KY CUMBERLAND COLLEGE	1													
KY ESTN KENTUCKY UNIVERSITY		5												
KY GEORGETOWN COLLEGE		7												
KY MOREHEAD STATE UNIVERSITY		4												
KY MURRAY STATE UNIVERSITY	1	36												
KY HAZARETH COL OF KENTUCKY		2												
KY PIKEVILLE COLLEGE	1	4												
KY UNIVERSITY OF LOUISVILLE	47	93		2										
KY WESTN KENTUCKY UNIVERSITY		24												
LA DILLARD UNIVERSITY		4												
LA LOUISIANA COLLEGE	2	26												
LA LOUISIANA POLY INSTITUTE	1	13												
LA LA ST U RATON RUFF	1	15												
LA LA ST U WFD CTR N OPLANS		28												
LA LA ST U NEW ORLEANS		5												
LA LOUISIANA UNIVERSITY	2	34												
LA MCNEESE STATE COLLEGE	6	20												
LA NORTHEAST LOUISIANA ST COL	117	34		1										
LA RICHMOND ST COL LOUISIANA	1	73												
LA ST MARYS DOMINICAN COL		1												

TABLE 4. -- BACHELOR'S, MASTER'S, AND DOCTOR'S DEGREES CONFERRED IN INSTITUTIONS OF HIGHER EDUCATION, BY SEX OF STUDENT, FIELD OF STUDY, STATE OR OTHER AREA, AND INSTITUTION: AGGREGATE UNITED STATES, 1968-69 -- CONTINUED

FIELD OF STUDY, STATE OR OTHER AREA, AND INSTITUTION	BACHELOR'S DEGREES REQUIRING 4 OR 5 YEARS		MASTER'S DEGREES		DOCTOR'S DEGREES (PH.D., ED.D., ETC.)		BACHELOR'S DEGREES REQUIRING 4 OR 5 YEARS		MASTER'S DEGREES		DOCTOR'S DEGREES (PH.D., ED.D., ETC.)			
	1	2	3	4	5	6	7	1	2	3	4	5	6	7
	1	2	3	4	5	6	7	1	2	3	4	5	6	7
HEALTH PROFESSIONS, TOTAL	(CONTINUED)							(CONTINUED)						
N C LENOIR-RHYME COLLEGE			12							11	9			
N C PARS HILL COLLEGE		1	1											
N C N C AG & TECH STATE UNIV		1	28								2			
N C N C COLLEGE AT DURHAM			6							2				
N C QUINN'S COLLEGE			4							2				
N C ST ANDREWS PRESBY COL			5							109				
N C SALEM COLLEGE			2							12				
N C UNIV OF NC AT CHAPEL HILL		73	126							6				
N C UNIV OF NC AT CHARLOTTE			13		111		66	11	2					
N C UNIV OF N C AT GREENSBORO			5											
N C MAKE FOREST UNIVERSITY		2	2											
N C WESTERN CAROLINA UNIV		1	2							1				
N C WINSTON-SALEM STATE COL		15								13				
N D JAMESTOWN COLLEGE		1	12							31	89			
N D MARY COLLEGE			13								32			
N D MOUNT STATE COLLEGE		2	6							2				
N D NORTH DAKOTA STATE UNIV		50	17		6	3								
N D UNIV N DAK MAIN CAMPUS		42	91											
N D UNIV N DAK MAIN CAMPUS			36											
N D CAPITAL UNIVERSITY		17	74				33							
OHIO CASE WESTERN RESERVE UNIV			1											
OHIO CEDARVILLE COLLEGE			1											
OHIO CENTRAL STATE UNIVERSITY			3											
OHIO COL MT ST JOSEPH ON OHIO			34											
OHIO COLLEGE OF STEUBENVILLE			6											
OHIO KENT ST UNIV MAIN CAMPUS		2	22											
OHIO MARY WANSE COLLEGE			11											
OHIO MOUNT UNION COLLEGE			2											
OHIO OHIO OHIO UNIV COL			3											
OHIO OHIO NITHRN U ALL CAMPUSES		29	2											
OHIO OHIO ST UNIV ALL CAMPUSES		43	217		50	34		11						
OHIO OHIO WESLEYAN UNIVERSITY			1											
OHIO OUR LADY OF CINCINNATI COL			5											
OHIO ST JOHN COL OF CLEVELAND			61											
OHIO UNIVERSITY OF AKRON		7	23											
OHIO U CINCINNATI MAIN CAMPUS		37	64		16	10								
OHIO UNIVERSITY OF DAYTON			79											
OHIO UNIVERSITY OF TOLEDO		23	8											
OHIO WITTENBERG UNIVERSITY		1	6											
OHIO XAVIER UNIVERSITY					31	15								
OHIO YOUNGSTOWN ST UNIVERSITY		1	10											
OKLA CENTRAL STATE COLLEGE		3	6											
OKLA EAST CENTRAL STATE COL		1	3											
OKLA OKLAHOMA BAPTIST UNIV		17	19											
OKLA OKLA ST UNIV MAIN CAMPUS														
OKLA SOUTHWESTERN STATE COL		87	16											
OKLA UNIV OKLA ALL CAMPUSES		68	69		53	8		4						
OKLA UNIVERSITY OF TULSA		1	12											
OREG GEORGE FOX COLLEGE			1											
OREG LEWIS & CLARK COLLEGE			3											
OREG LINFIELD COLLEGE			3											
OREG MARYLURST COLLEGE			7											
OREG MOUNT ANGEL COLLEGE			1											
OREG OREGON STATE UNIVERSITY		40	31		4			1						

TABLE 4.--BACHELOR'S, MASTER'S, AND DOCTOR'S DEGREES CONFERRED IN INSTITUTIONS OF HIGHER EDUCATION, BY SEX OF STUDENT, FIELD OF STUDY, STATE OR OTHER AREA, AND INSTITUTION: AGGREGATE UNITED STATES, 1968-69 --CONTINUED

FIELD OF STUDY, STATE OR OTHER AREA, AND INSTITUTION	BACHELOR'S DEGREES REQUIRING 4 OR 5 YEARS		MASTER'S DEGREES		DOCTOR'S DEGREES (PH.D., ED.D., ETC.)		BACHELOR'S DEGREES REQUIRING 4 OR 5 YEARS		MASTER'S DEGREES		DOCTOR'S DEGREES (PH.D., ED.D., ETC.)	
	2	1	4	5	6	7	2	3	4	5	6	7
	MEN	WOMEN	MEN	WOMEN	MEN	WOMEN	MEN	WOMEN	MEN	WOMEN	MEN	WOMEN
(CONTINUED)												
HEALTH PROFESSIONS, TOTAL												
S D YANKTON COLLEGE	1	1	-	-	-	-	2	31	-	-	-	-
TENN CARSON NEWMAN COLLEGE	4	4	-	-	-	-	-	1	-	-	-	-
TENN DAVID LIPSCOMB COLLEGE	3	3	-	-	-	-	-	3	-	-	-	-
TENN TENN ST U ALL CAMPUSES	14	18	-	-	-	-	53	170	28	2	1	-
TENN MARYVILLE COLLEGE	-	1	-	-	-	-	2	7	-	-	-	-
TENN MEMPHIS STATE UNIVERSITY	-	4	-	-	-	-	-	1	42	-	-	-
TENN MIDLE TENNESSEE ST UNIV	-	6	-	-	-	-	-	1	25	-	-	-
TENN SIENA COLLEGE	-	3	-	-	-	-	-	1	56	-	-	-
TENN SOUTHERN MISSIONARY COL	3	30	-	-	-	-	45	219	23	82	1	-
TENN TENN AG & INDUS ST UNIV	1	4	-	-	-	-	9	62	-	-	-	-
TENN TENN WESLEYAN COLLEGE	-	1	-	-	-	-	21	8	9	-	7	-
TENN UNIV OF TENN ALL CAMPUSES	80	85	10	2	-	-	3	16	-	-	-	-
TENN VANDERBILT UNIVERSITY	-	40	3	-	-	-	1	2	-	-	-	-
TEX ABILENE CHRISTIAN COLLEGE	-	1	-	-	-	-	1	2	-	-	-	-
TEX ANGELO STATE COLLEGE	2	2	-	-	-	-	2	7	-	-	-	-
TEX BAYLOR UNIV MAIN CAMPUS	1	59	52	6	-	-	3	8	-	-	-	-
TEX BAYLOR UNIV COL DENTISTRY	-	35	15	-	-	-	41	91	1	-	-	-
TEX DOMINICAN COLLEGE	-	17	-	-	-	-	-	13	-	-	-	-
TEX EAST TEXAS BAPTIST COL	-	1	-	-	-	-	-	66	-	-	-	-
TEX INCARNATE WORD COLLEGE	1	67	-	-	-	-	7	141	16	-	-	-
TEX LAMAR STATE COL TECH	1	8	-	-	-	-	-	19	-	-	-	-
TEX MIDWESTERN UNIVERSITY	-	1	-	-	-	-	-	30	-	-	-	-
TEX NORTH TEXAS STATE UNIV	29	12	-	-	-	-	-	66	-	-	-	-
TEX PAN AMERICAN COLLEGE	1	1	-	-	-	-	1	5	-	-	-	-
TEX PRAIRIE VIEW A & M COL	-	17	-	-	-	-	1	3	-	-	-	-
TEX TEXAS A & M UNIVERSITY	-	58	11	1	2	-	1	8	-	-	-	-
TEX TEXAS CHRISTIAN UNIV	1	1	-	-	-	-	1	3	-	-	-	-
TEX TEXAS SOUTHERN UNIV	29	19	-	-	-	-	7	141	16	-	-	-
TEX TEXAS TECHNOLOGICAL COL	2	2	-	-	-	-	-	19	-	-	-	-
TEX TEXAS WESLEYAN COLLEGE	-	7	-	-	-	-	-	8	-	-	-	-
TEX TEXAS WOMANS UNIVERSITY	-	182	-	-	-	-	116	222	22	10	10	1
TEX TRINITY UNIVERSITY	67	16	15	14	-	-	6	114	-	-	-	-
TEX UNIVERSITY OF HOUSTON	5	5	5	1	-	-	-	4	-	-	-	-
TEX UNIV OF TEX AT ARLINGTON	-	123	-	-	-	-	2	70	-	-	-	-
TEX UNIV TEXAS AT AUSTIN	40	40	6	1	3	-	2	10	-	-	-	-
TEX UNIV TEX DENTAL BR HOUSTN	-	-	19	1	-	-	2	14	-	-	-	-
TEX U TEX GRAD SCH-RIOMED SCI	-	-	8	6	7	1	1	11	-	-	-	-
TEX UNIV TEX MED SCH DALLAS	-	-	-	-	-	-	2	-	-	-	-	-
TEX UNIV TEX MED BR GALVESTON	6	24	-	-	-	-	-	2	-	-	-	-
TEX U TEX NURSING SCHOOL	3	98	1	1	1	-	-	2	-	-	-	-
TEX U TEX SCH OF PUB HEALTH	-	-	-	-	-	-	-	9	-	-	-	-
UTAH BRIGHAM YOUNG UNIVERSITY	-	60	-	-	-	-	16	63	-	-	-	-
UTAH UNIV OF UTAH	53	45	1	15	-	-	1	29	-	-	-	-
UTAH UNIV ST UNIV MAIN CAMPUS	4	4	-	-	-	-	19	130	30	19	-	-
UTAH WEGNER STATE COLLEGE	3	3	-	-	-	-	49	1	-	-	-	-
VT TRINITY COLLEGE	6	6	-	-	-	-	49	1	-	-	-	-
VT UNIV OF VT & ST AGRIC COL	2	52	2	2	-	-	-	-	-	-	-	-
VT VERMONT COLLEGE	7	7	-	-	-	-	2	427	6	23	-	-
VA FASTEPH MENNONITE COLLEGE	-	21	-	-	-	-	-	-	-	-	-	-
VA HAMPTON INSTITUTE	-	22	-	-	-	-	-	-	6	1	-	-
VA LYNCHBURG COLLEGE	-	1	-	-	-	-	-	-	-	-	-	-
VA MADISON COLLEGE	-	3	-	-	-	-	-	-	-	-	-	-
VA MARY RALPH COLLEGE	-	1	-	-	-	-	-	-	-	-	-	-

TABLE 4. BACHELOR'S, MASTER'S, AND DOCTOR'S DEGREES CONFERRED IN INSTITUTIONS OF HIGHER EDUCATION, BY SEX OF STUDENT, FIELD OF STUDY, STATE OR OTHER AREA, AND INSTITUTION AGGREGATE UNITED STATES, 1968-69 --CONTINUED

FIELD OF STUDY, STATE OR OTHER AREA, AND INSTITUTION	BACHELOR'S DEGREES REQUIRING 4 OR 5 YEARS		MASTER'S DEGREES		DOCTOR'S DEGREES (PH.D., ED.D., ETC.)		BACHELOR'S DEGREES REQUIRING 4 OR 5 YEARS		MASTER'S DEGREES		DOCTOR'S DEGREES (PH.D., ED.D., ETC.)	
	MFN	WFNEN	MEN	WOMEN	MEN	WOMEN	MEN	WOMEN	MEN	WOMEN	MEN	WOMEN
	2	3	4	5	6	7	2	3	4	5	6	7
DENTAL HYGIENE	(CONTINUED)											
GA MEDICAL COL OF GEORGIA	-	7	-	-	-	-	-	-	-	-	-	-
IDA IDAHO STATE UNIVERSITY	-	5	-	-	-	-	-	-	-	-	-	-
ILL BRADLEY UNIVERSITY	2	-	-	-	-	-	-	-	-	-	-	-
IND INDIANA UNIV ALL CAMPUSES	-	32	-	-	-	-	-	-	-	-	-	-
IOWA UNIVERSITY OF IOWA	-	2	-	1	-	-	-	-	-	-	-	-
KY UNIV KY MAIN CAMPUS	-	12	-	-	-	-	-	-	-	-	-	-
KY UNIVERSITY OF LOUISVILLE	-	6	-	-	-	-	-	-	-	-	-	-
LA LOUISIANA UNIVERSITY	-	9	-	-	-	-	-	-	-	-	-	-
MICH UNIVERSITY OF DETROIT	-	3	-	-	-	-	-	-	-	-	-	-
MICH UNIVERSITY OF MICHIGAN	-	35	-	3	-	-	-	-	-	-	-	-
MO UNIV MISSOURI AT KANS CITY	-	34	-	-	-	-	-	-	-	-	-	-
NEBR UNIV NEBRASKA MAIN CAMPUS	-	14	-	-	-	-	-	-	-	-	-	-
N J FAIRLEIGH DICKERSON UNIV ALL CAM	-	5	-	-	-	-	-	-	-	-	-	-
N Y COLUMBIA UNIV MAIN DIV	-	22	-	19	-	-	-	-	-	-	-	-
N Y NEW YORK UNIVERSITY	-	5	-	-	-	-	-	-	-	-	-	-
N C UNIV OF NC AT CHAPEL HILL	-	5	-	-	-	-	-	-	-	-	-	-
OHIO OHIO ST UNIV ALL CAMPUSES	-	21	-	-	-	-	-	-	-	-	-	-
TEX RAYLOR UNIV COL DENTISTRY	-	35	-	-	-	-	-	-	-	-	-	-
WASH UNIVERSITY OF WASHINGTON	-	23	-	-	-	-	-	-	-	-	-	-
W VA W LIBERTY ST COL ALL CAM	-	12	-	-	-	-	-	-	-	-	-	-
W VA W VA UNIV ALL CAMPUSES	-	18	-	-	-	-	-	-	-	-	-	-
WIS WISCONSIN STATE UNIV ALL CAMPUSES	-	11	-	-	-	-	-	-	-	-	-	-
HOSPITAL ADMINISTRATION	34	3	344	59	1	1	-	-	-	-	-	-
ALA UNIV OF ALA BIRMINGHAM	-	-	5	7	-	-	-	-	-	-	-	-
D C GEORGE WASHINGTON UNIV	5	-	46	7	-	-	-	-	-	-	-	-
GA GEORGIA STATE COLLEGE	-	-	10	-	-	-	-	-	-	-	-	-
ILL UNIVERSITY OF CHICAGO	-	-	11	-	-	-	-	-	-	-	-	-
IOWA UNIVERSITY OF IOWA	-	-	10	-	-	-	-	-	-	-	-	-
MICH MICH ST UNIV ALL CAMPUSES	6	-	-	-	-	-	-	-	-	-	-	-
MICH UNIVERSITY OF MICHIGAN	-	-	11	-	-	-	-	-	-	-	-	-
MINN CONCORDIA COL WOODBRIDGE	6	-	-	-	-	-	-	-	-	-	-	-
MINN U OF MINN MNPLS ST PAUL	-	-	30	3	-	-	-	-	-	-	-	-
MO ST LOUIS U ALL CAMPUSES	-	-	10	15	-	-	-	-	-	-	-	-
MO WASHINGTON UNIVERSITY	-	-	22	2	-	-	-	-	-	-	-	-
N Y COLUMBIA UNIV MAIN DIV	-	-	10	2	-	-	-	-	-	-	-	-
N Y CORNELL UNIV ALL CAMPUSES	-	-	19	2	-	-	-	-	-	-	-	-
N Y WAGNER COLLEGE	-	-	17	-	-	-	-	-	-	-	-	-
N C DUKE UNIVERSITY	-	-	17	-	-	-	-	-	-	-	-	-
OHIO XAVIER UNIVERSITY	-	-	31	15	-	-	-	-	-	-	-	-
OKLA OKLAHOMA BAPTIST UNIV	17	-	-	-	-	-	-	-	-	-	-	-
S C LANDER COLLEGE	-	3	-	-	-	-	-	-	-	-	-	-
TEX RAYLOR UNIV MAIN CAMPUS	-	-	51	6	-	-	-	-	-	-	-	-
TEX TRINITY UNIVERSITY	-	-	15	-	-	-	-	-	-	-	-	-
VA VA COMMONWEALTH UNIV ALL CAM	-	-	26	2	-	-	-	-	-	-	-	-
P R U PUERTO RICO ALL CPMPUSES	-	-	14	7	-	-	-	-	-	-	-	-
MEDICAL TECHNOLOGY	295	21551	5	23	-	-	-	-	-	-	-	-
ALA ALABAMA COLLEGE	2	-	-	-	-	-	-	-	-	-	-	-
ALA AUBURN UNIV	-	12	-	-	-	-	-	-	-	-	-	-
ALA SAMPSON UNIVERSITY	-	1	-	-	-	-	-	-	-	-	-	-
ALA TRPV ST COL ALL CAMPUSES	-	4	-	-	-	-	-	-	-	-	-	-
ALAS U OF ALAS ALL CAMPUSES	1	-	-	-	-	-	-	-	-	-	-	-

TABLE 4. BACHELOR'S, MASTER'S, AND DOCTOR'S DEGREES CONFERRED IN INSTITUTIONS OF HIGHER EDUCATION, BY SEX OF STUDENT, FIELD OF STUDY, STATE OR OTHER AREA, AND INSTITUTION: AGGREGATE UNITED STATES, 1968-69 --CONTINUED

FIELD OF STUDY, STATE OR OTHER AREA, AND INSTITUTION	BACHELOR'S DEGREES REQUIRING 4 OR 5 YEARS		MASTER'S DEGREES		DOCTOR'S DEGREES (PH.D., ED.D., ETC.)		BACHELOR'S DEGREES REQUIRING 4 OR 5 YEARS (CONTINUED)		MASTER'S DEGREES		DOCTOR'S DEGREES (PH.D., ED.D., ETC.)	
	MFN	WMEN	MFN	WMEN	MFN	WMEN	MFN	WMEN	MFN	WMEN	MFN	WMEN
	2	3	4	5	6	7	2	3	4	5	6	7
MEDICAL TECHNOLOGY												
MO MISSOURI VALLEY COLLEGE	-	2	-	-	-	-	-	-	-	-	-	-
MO NORTHWEST MISSOURI ST COL	-	1	-	-	-	-	-	-	-	-	-	-
MO ST LOUIS U ALL CAMPUSES	-	11	-	-	-	-	-	-	-	-	-	-
MO SOUTHEAST MISSOURI ST COL	-	1	-	-	-	-	-	-	-	-	-	-
MO SOUTHWEST BAPTIST COLLEGE	1	-	-	-	-	-	-	-	-	-	-	-
MO SOUTHWEST MISSOURI ST COL	-	3	-	-	-	-	-	-	-	-	-	-
MO UNIV MISSOURI AT COLUMBIA	-	3	1	-	-	-	-	-	-	-	-	-
MO UNIV MISSOURI AT KANS CITY	1	4	-	-	-	-	-	-	-	-	-	-
MONT CARROLL COLLEGE	1	5	-	-	-	-	-	-	-	-	-	-
MONT MONTANA STATE UNIVERSITY	3	19	-	-	-	-	-	-	-	-	-	-
NEBR UNIVERSITY OF MONTANA	3	2	-	-	-	-	-	-	-	-	-	-
NEBR CHADRON STATE COLLEGE	1	6	-	-	-	-	-	-	-	-	-	-
NEBR COLLEGE OF ST MARY	1	2	-	-	-	-	-	-	-	-	-	-
NEBR CREIGHTON UNIVERSITY	1	15	-	-	-	-	-	-	-	-	-	-
NEBR HASTINGS COLLEGE	-	4	-	-	-	-	-	-	-	-	-	-
NEBR KEARNEY STATE COLLEGE	1	3	-	-	-	-	-	-	-	-	-	-
NEBR UNION COLLEGE	4	2	-	-	-	-	-	-	-	-	-	-
NEBR UNIV NEBRASKA MAIN CAMPUS	2	40	-	-	-	-	-	-	-	-	-	-
NEBR WAYNE STATE COLLEGE	-	3	-	-	-	-	-	-	-	-	-	-
NEV UNIVERSITY OF NEVADA	-	1	-	-	-	-	-	-	-	-	-	-
NH BELKNAP COLLEGE	-	1	-	-	-	-	-	-	-	-	-	-
NH COLBY JR COL FOR WOMEN	-	19	-	-	-	-	-	-	-	-	-	-
NH NOTRE DAME COLLEGE	-	2	-	-	-	-	-	-	-	-	-	-
NH UNIV OF NEW HAMPSHIRE	-	13	-	-	-	-	-	-	-	-	-	-
R J CENTENARY COL FOR WOMEN	-	1	-	-	-	-	-	-	-	-	-	-
N J FAIRLEIGH DICKINSON U ALL CAM	3	25	-	-	-	-	-	-	-	-	-	-
N J RUTGERS THE ST U ALL CAM	-	13	-	-	-	-	-	-	-	-	-	-
N M EASTERN NEW MEX U ALL CAM	1	1	-	-	-	-	-	-	-	-	-	-
N M NEW MEX ST U ALL CAMPUSES	1	1	-	-	-	-	-	-	-	-	-	-
N M UNIV OF ALBUQUERQUE	1	1	-	-	-	-	-	-	-	-	-	-
N M UNIVERSITY OF NEW MEXICO	1	3	-	-	-	-	-	-	-	-	-	-
N Y CUNY RICHMOND COL	7	8	-	-	-	-	-	-	-	-	-	-
N Y D YONVILLE COLLEGE	-	9	-	-	-	-	-	-	-	-	-	-
N Y HARTWICK COLLEGE	-	15	-	-	-	-	-	-	-	-	-	-
N Y LG TS U WEATHERS CAM	2	11	-	-	-	-	-	-	-	-	-	-
N Y LS U UNIV CFNTR	1	2	-	-	-	-	-	-	-	-	-	-
N Y SUNY COLLEGE MAIN CAMPUS	1	6	-	-	-	-	-	-	-	-	-	-
N Y ROCHESTER INST TECHNOLOGY	-	6	-	-	-	-	-	-	-	-	-	-
N Y POSARY HILL COLLEGE	-	13	-	-	-	-	-	-	-	-	-	-
N Y ST JOHNS UNIVERSITY	2	19	-	-	-	-	-	-	-	-	-	-
N Y SUNY STATE UNIV ALBANY	1	1	-	-	-	-	-	-	-	-	-	-
N Y SUNY HEALTH SCI CTR BUFO	4	36	-	-	-	-	-	-	-	-	-	-
N Y SUNY UPSTATE MED CTR	1	5	-	-	-	-	-	-	-	-	-	-
N Y SYRACUSE UNIV UTICA COL	1	5	-	-	-	-	-	-	-	-	-	-
N Y ALBANY COL OF PHARMACY	1	19	-	-	-	-	-	-	-	-	-	-
N C ATLANTIC CHRISTIAN COL	-	2	-	-	-	-	-	-	-	-	-	-
N C BELMONT ARBEE COLLEGE	-	2	-	-	-	-	-	-	-	-	-	-
N C BENNETT COLLEGE	-	3	-	-	-	-	-	-	-	-	-	-
N C CAMPBELL COLLEGE	-	4	-	-	-	-	-	-	-	-	-	-
N C CATAMBA COLLEGE	-	1	-	-	-	-	-	-	-	-	-	-
N C EAST CAROLINA U ALL CAM	-	12	-	-	-	-	-	-	-	-	-	-
N C LEHIGH-RHYNE COLLEGE	-	1	-	-	-	-	-	-	-	-	-	-
N C ST ANDREWS PRESSBY COL	-	3	-	-	-	-	-	-	-	-	-	-



TABLE 4. BACHELOR'S, MASTER'S, AND DOCTOR'S DEGREES CONFERRED IN INSTITUTIONS OF HIGHER EDUCATION, BY SEX OF STUDENT, FIELD OF STUDY, STATE OR OTHER AREA, AND INSTITUTION: AGGREGATE UNITED STATES, 1968-69 --CONTINUED

Table with columns for Bachelor's, Master's, and Doctor's degrees (Men and Women) and rows for various states and institutions. The table is split into two columns for readability, with a central column for 'FIELD OF STUDY, STATE OR OTHER AREA, AND INSTITUTION'. The left column contains 'BACHELOR'S DEGREES REQUIRING 4 OR 5 YEARS' and the right column contains 'DOCTOR'S DEGREES (PH.D., ED.D., ETC.)'.

TABLE 4. --BACHELOR'S, MASTER'S, AND DOCTOR'S DEGREES CONFERRED IN INSTITUTIONS OF HIGHER EDUCATION, BY SEX OF STUDENT, FIELD OF STUDY, STATE OR OTHER AREA, AND INSTITUTION: AGGREGATE UNITED STATES, 1968-69 --CONTINUED

FIELD OF STUDY, STATE OR OTHER AREA, AND INSTITUTION	BACHELOR'S DEGREES REQUIRING 4 OR 5 YEARS		MASTER'S DEGREES		DOCTOR'S DEGREES (PH.D., ED.D., ETC.)	
	2	3	4	5	6	7
	MEN	WOMEN	MEN	WOMEN	MEN	WOMEN
	(CONTINUED)					
NURSING, PUBLIC HEALTH						
IND GRACE THEOL SEM & COL		5				
IND INDIANA STATE UNIVERSITY		18				
IND INDIANA UNIV ALL CAMPUSES	1	196				17
IND UNIV OF EVANSVILLE						
IOWA MARYCRST COLLEGE		52				
IOWA UNIVERSITY OF IOWA		31				
KANS BETHANY COLLEGE		126				21
KANS BETHL COLLEGE		3				
KANS MARYMOUNT COLLEGE		2				
KANS ST MARY OF THE PLAINS COL		22				
KANS UNIVERSITY OF KANSAS		15				
KY BEREA COLLEGE		19				
KY CATHERINE SPALDING COL		25				
KY MURPAY STATE UNIVERSITY		69				
KY UNIV KY MAIN CAMPUS		32				
LA DILLARD UNIVERSITY		49				
LA LA ST U MED CTR N ORLEANS		26				
LA MCNEESE STATE COLLEGE	5	15				
LA NTHWEST LOUISIANA ST COL		15				
LA NTHSTRN ST COL LOUISIANA	1	70				
LA STHESTRN LOUISIANA COL		6				
LA UNIV STHRSTRN LOUISIANA	2	40				
ME UNIV MAINE ALL CAMPUSES		30				
MD COLUMBIA UNION COLLEGE		40				
MD JOHNS HOPKINS U ALL CAM		14				
MD ST JOSEPH COLLEGE		39				
MD UNIV MD MAIN CAMPUS	1	233	2			87
MASS BOSTON COLLEGE	1	118				43
MASS BOSTON UNIVERSITY		176	1			181
MASS STATE COL AT FITCHBURG		33				
MASS SIMMONS COLLEGE		18				
MASS UNIV MASS AMHERST CAMPUS		50				
MICH CENTRAL MICHIGAN UNIV		1				
MICH MICHIGNA COLLEGE		20				
MICH MERCY COLLEGE OF DETROIT		60				
MICH WICH ST UNIV ALL CAMPUSES	3	65				
MICH UNIVERSITY OF MICHIGAN	1	176				15
MICH WAYNE STATE UNIVERSITY	2	105				73
MINN COLLEGE OF ST CATHARINE		47				
MINN COLLEGE OF ST SCHOLASTICA		31				
MINN COLLEGE OF ST TERESA		64				
MINN GUSTAVUS ADOLPHUS COLLEGE		34				
MINN MANKATO STATE COLLEGE	2	29				
MINN ST OLAF COLLEGE		42				
MINN U OF MINN MNPLS ST PAUL		46				7
MINN WINDOMIA STATE COLLEGE		13				
MISS UNIV MISS MEDICAL CTR		20				
MISS UNIV OF STERN MISSISSIPPI		5				
MO AVILA COLLEGE		12				
MO CENTRAL MO ST COL ALL CAM		10				
MO DRURY COLLEGE	1	22				
MO LINDENWOOD COLLEGE		10				
MO MARILLAC COLLEGE		22				
CAL HUMBOLDT STATE COLLEGE		10				
CAL SACRAMENTO STATE COLLEGE		38				
CAL SAN DIEGO ST COL MAIN CAM		46				
CAL SAN FRANCISCO STATE COL	3	52				
CAL SAN JOSE STATE COLLEGE	1	36				
CAL LOMA LINDA U ALL CAMPUSES		66				
CAL MOUNT ST MARYS COLLEGE		37		16		
CAL PASADENA COLLEGE		1				
CAL STANFORD UNIVERSITY		18				
CAL U OF CAL LOS ANGELES		51		73		
CAL U OF CAL SAN FRANCISCO		65		146		
CAL U SAN DIEGO COL FOR WOMEN		7			1	
CAL UNIV OF SAN FRANCISCO		70				
CCO COLORADO STATE COLLEGE		33				
COLD LORRETT HEIGHTS COLLEGE	1	43				
COLD UNIV COLD ALL CAMPUSES	1	122		62		
CONN UNIVERSITY OF BRIDGEPORT		45				
CONN UNIV CONN ALL CAMPUSES	1	102				
CONN YALE UNIVERSITY		1				
DEL UNIVERSITY OF DELAWARE		31		16		
D C AMERICAN UNIVERSITY		11				
D C CATHOLIC UNIV OF AMERICA		44		53		
D C GORGETOWN UNIVERSITY		64				
FLA HARRY COLLEGE		22				
FLA FLORIDA A & M UNIVERSITY	1	25				
FLA FLORIDA STATE UNIVERSITY	5	70				
FLA UNIVERSITY OF FLORIDA		82		49		
FLA UNIVERSITY OF MIAMI	1	37				
GA ALBANY STATE COLLEGE		15				
GA CIVILIAN COLLEGE		5				
GA EMORY UNIV ALL CAMPUSES		35	1	46		
GA MEDICAL COL OF GEORGIA		48		3		
HAWA UNIV HAWAII MAIN CAMPUS		2		5		
IDA IDAHO STATE UNIVERSITY	1	15				
IDA NORTHWEST NAZARENE COL		1				
ILL AURORA COLLEGE		1				
ILL BRADLEY UNIVERSITY		5				
ILL DEPAUL UNIVERSITY	3	43	2	12		
ILL ELMHURST COLLEGE		1				
ILL ILLINOIS WESLEYAN UNIV	1	34				
ILL LOYOLA COLLEGE		83				
ILL MILLIKIN UNIVERSITY		13				
ILL NORTHEN ILLINOIS UNIV		51		2		
ILL NORTH PARK COL & THEO SEM		16				
ILL ST XAVIER COLLEGE		38			8	
ILL STERN ILL U EDWARDSVL CAM		45				
ILL UNIV ILL MED CTR CHICAGO	1	90	1	15		
ILL WHEATON COLLEGE		6				
IND BALL STATE UNIVERSITY	1	34				
IND BETHL COLLEGE INC		2				
IND DEPAUL UNIVERSITY		15				
IND GOSHEN COL & BIBLICAL SEM	2	46				

TABLE 4.--BACHELOR'S, MASTER'S, AND DOCTOR'S DEGREES CONFERRED IN INSTITUTIONS OF HIGHER EDUCATION, BY SEX OF STUDENT, FIELD OF STUDY, STATE OR OTHER AREA, AND INSTITUTION: AGGREGATE UNITED STATES, 1968-69 --CONTINUED

FIELD OF STUDY, STATE OR OTHER AREA, AND INSTITUTION	BACHELOR'S DEGREES REQUIRING 4 OR 5 YEARS				MASTER'S DEGREES				DOCTOR'S DEGREES (PH.D., ED.D., ETC.)			
	MEN		WOMEN		MEN		WOMEN		MEN		WOMEN	
	2	3	4	5	6	7	2	3	4	5	6	7
(CONTINUED)												
NURSING, PUBLIC HEALTH												
TEX TEXAS CHRISTIAN UNIV	1	54										
TEX TEXAS WESLEYAN COLLEGE		7										
TEX TEXAS WOMANS UNIVERSITY		157		14								
TEX U TEX NURSING SCHOOL	3	98	1	1								
UTAH UTORIAN YOUNG UNIVERSITY		60										
UTAH UNIV OF UTAH		34		15								
UTAH UNIV OF UTAH MAIN CAMPUS		1										
VT UNIV OF VT & ST JERIC COL		37										
VA EASTERN MEMPONITE COLLEGE		21										
VA HAMPTON INSTITUTE		22										
VA OLD DOMINION COLLEGE	1	20										
VA UNIV VIRGINIA MAIN CAMPUS	1	90										
VA VA COMMONWLT UNIV ALL CAMP		90										
WASH PACIFIC LUTHERAN UNIV		38										
WASH SEATTLE PACIFIC COLLEGE		23										
WASH SEATTLE UNIVERSITY		51										
WASH UNIVERSITY OF WASHINGTON	2	134		78								
WASH WALLA WALLA COLLEGE	4	72										
WASH WHITWORTH COLLEGE		1										
W VA ALDERSON BROADDUS COLLEGE		15										
W VA W VA UNIV ALL CAMPUSES		30										
W VA W VIRGINIA WESLEYAN COL		13										
WIS ALVERNO COLLEGE		54										
WIS MARIAN COL OF FOND DU LAC		30										
WIS MARQUETTE U ALL CAMPUSES	2	71										
WIS U OF WIS MADISON		115		4								
WIS U OF WIS MILWAUKEE	2	46										
WIS WIS STATE UNIV EAU CLAIRE	1	48										
WYO UNIVERSITY OF WYOMING	1	24										
P R CATHOLIC UNIV OF P R	1	24										
P R U PUERTO RICO ALL CAMPUSES		27		5								
OCCUPATIONAL THERAPY												
CAL SAN JOSE STATE COLLEGE	25	541	2	41								
CAL LOMA LINDA U ALL CAMPUSES	2	46		1								
CAL UNIV OF STERN CALIFORNIA	3	6	1									
COLO COLORADO STATE UNIVERSITY	2	33	1	20								
FLA UNIVERSITY OF FLORIDA	1	27										
ILL UNIV ILL MED CTR CHICAGO	1	16										
IND INDIANA UNIV ALL CAMPUSES	1	13										
IOWA UNIVERSITY OF IOWA	1	1										
KANS UNIVERSITY OF KANSAS	1	17										
MASS BOSTON UNIVERSITY	1	21		6								
MASS TUFTS UNIVERSITY		25										
MICH EASTERN MICHIGAN UNIV	2	22										
MICH WESTERN MICHIGAN UNIV		12										
MICH WESTERN MICHIGAN UNIV	2	36		4								
MINN COLLEGE OF ST CATHERINE		24										
MINN U OF MINN MNPLS ST PAUL	1	15										
MO WASHINGTON UNIVERSITY	1	13										
NEBR UNIV NEBRASKA MAIN CAMPUS		1										
NEBR UNIV OF NEBR HAMPSHIRE	1	9		2								
N Y COLUMBIA UNIV MAIN DIV		13										





FIELD OF STUDY, STATE OR OTHER AREA, AND INSTITUTION	BACHELOR'S DEGREES REQUIRING 4 OR 5 YEARS		MASTER'S DEGREES		DOCTOR'S DEGREES (PH.D., ED.D., ETC.)		BACHELOR'S DEGREES REQUIRING 4 OR 5 YEARS		MASTER'S DEGREES		DOCTOR'S DEGREES (PH.D., ED.D., ETC.)			
	1	2	3	4	5	6	7	1	2	3	4	5	6	7
PUBLIC HEALTH														
CONN YALE UNIVERSITY	-	-	-	30	22	2	-	-	-	-	12	-	-	-
HAWAII UNIV HAWAII MAIN CAMPUS	-	-	-	29	21	-	-	-	-	-	4	-	-	-
IND INDIANA UNIV ALL CAMPUSES	-	-	2	-	-	-	-	-	-	-	4	-	-	-
KY UNIV KY MAIN CAMPUS	4	1	2	2	2	-	-	-	-	-	11	2	-	-
LA TULANE UNIV OF LOUISIANA	-	-	-	29	12	4	-	-	-	-	9	-	-	-
MD JOHNS HOPKINS U ALL CAMP	-	-	-	78	25	11	2	-	-	-	5	-	-	-
MASS HARVARD UNIVERSITY	-	-	-	60	22	8	3	-	-	-	21	1	-	-
MASS UNIV MASS AMHERST CAMPUS	7	4	4	1	1	-	-	-	-	-	2	-	-	-
MICH UNIVERSITY OF MICHIGAN	-	-	-	102	79	11	1	-	-	-	2	-	-	-
MICH WAYNE STATE UNIVERSITY	-	-	-	5	1	-	-	-	-	-	5	-	-	-
MINN U OF MINN MNPLS ST PAUL	-	-	-	44	21	2	-	-	-	-	8	-	-	-
N Y CUNY BROOKLYN COLLEGE	5	6	-	-	-	-	-	-	-	-	1	-	-	-
N Y COLUMBIA UNIV MAIN DIV	-	-	-	25	14	-	-	-	-	-	15	-	-	-
N C UNIV OF NC AT CHAPEL HILL	-	-	-	100	59	10	2	-	-	-	19	1	-	-
OHIO U CINCINNATI MAIN CAMPUS	-	-	-	13	-	-	-	-	-	-	13	2	-	-
OKLA UNIV OKLA ALL CAMPUSES	-	-	-	19	3	4	-	-	-	-	13	-	-	-
PA PENN ST UNIV ALL CAMPUSES	-	-	-	-	1	-	-	-	-	-	109	22	8	-
PA UNIV PITTSRG ALL CAMPUSES	-	-	-	53	15	6	1	-	-	-	1	-	-	-
TEX BAYLOR UNIV MAIN DIV	-	-	-	-	-	1	-	-	-	-	4	-	-	-
TEX UNIV TEX SCH OF PUB HEALTH	1	-	-	-	-	-	-	-	-	-	1	-	-	-
UTAH UTAH ST UNIV MAIN CAMPUS	-	-	-	-	-	-	-	-	-	-	11	2	-	-
VA MADISON COLLEGE	1	2	-	-	-	-	-	-	-	-	1	-	-	-
WASH SEATTLE PACIFIC COLLEGE	1	-	-	7	4	-	-	-	-	-	1	-	-	-
W VA ALDERSON BROODINS COLLEGE	-	-	-	-	-	-	-	-	-	-	1	-	-	-
RADIOLOGIC TECHNOLOGY														
ARIZ ARIZONA STATE UNIVERSITY	12	11	5	3	3	3	-	-	-	-	4	-	-	-
CAL U OF CAL LOS ANGELES	1	2	-	1	1	3	-	-	-	-	5	1	-	-
CAL MEDICAL COL OF GEORGIA	-	-	1	-	-	-	-	-	-	-	4	-	-	-
MICH WAYNE STATE UNIVERSITY	-	-	1	-	-	-	-	-	-	-	1	-	-	-
MO ST LOUIS U ALL CAMPUSES	2	2	-	1	-	-	-	-	-	-	5	-	-	-
MO UNIV MISSOURI AT COLUMBIA	2	1	-	-	-	-	-	-	-	-	13	4	-	-
NEBR CORTICHTON UNIVERSITY	4	4	-	3	2	-	-	-	-	-	20	3	-	-
N Y COLUMBIA UNIV MAIN DIV	-	-	-	-	-	-	-	-	-	-	1	-	-	-
TEX INCAPRAT WIKO COLLEGE	-	-	1	-	-	-	-	-	-	-	1	-	-	-
W VA ALDERSON BROODINS COLLEGE	3	-	-	-	-	-	-	-	-	-	1	-	-	-
CLINICAL DENTAL SCIENCES														
CAL LOMA LOMA U ALL CAMPUSES	-	-	-	330	7	4	-	-	-	-	10	-	-	-
CAL U OF CAL SAN FRANCISCO	-	-	-	16	-	-	-	-	-	-	3	-	-	-
CAL U OF PE ST-BEN CALIFORNIA	-	-	-	12	-	-	-	-	-	-	2	-	-	-
D C GEORGETOWN UNIVERSITY	-	-	-	8	-	-	-	-	-	-	3	-	-	-
GA FORDY UNIV ALL CAMPUSES	-	-	-	6	-	-	-	-	-	-	2	-	-	-
ILL NORTHWESTERN UNIVERSITY	-	-	-	14	-	-	-	-	-	-	80	3	34	2
ILL UNIV ILL MED CTR CHICAGO	-	-	-	20	-	-	-	-	-	-	2	-	-	-
IND INDIANA UNIV ALL CAMPUSES	-	-	-	16	1	-	-	-	-	-	10	-	-	-
IND UNIVERSITY OF INDIANA	-	-	-	5	-	-	-	-	-	-	2	-	-	-
MASS TUFTS UNIVERSITY	-	-	-	19	-	-	-	-	-	-	5	-	-	-
MICH UNIVERSITY OF MICHIGAN	-	-	-	17	-	-	-	-	-	-	2	-	-	-
MINN U OF MINN MNPLS ST PAUL	-	-	-	11	-	-	-	-	-	-	1	-	-	-
MO ST LOUIS U ALL CAMPUSES	-	-	-	15	-	-	-	-	-	-	2	-	-	-
MO UNIV MISSOURI AT KANSAS CITY	-	-	-	5	-	-	-	-	-	-	1	-	-	-
MO WASHINGTON UNIVERSITY	-	-	-	13	-	-	-	-	-	-	6	-	-	-
NEBR UNIV NEBRASKA MAIN CAMPUS	-	-	-	-	-	-	-	-	-	-	2	-	-	-
NEBR UNIV NEBRASKA MAIN CAMPUS	-	-	-	13	-	-	-	-	-	-	14	-	-	1

TABLE 4.---BACHELOR'S, MASTER'S, AND DOCTOR'S DEGREES CONFERRED IN INSTITUTIONS OF HIGHER EDUCATION, BY SEX OF STUDENT, FIELD OF STUDY, STATE OR OTHER AREA, AND INSTITUTION: AGGREGATE UNITED STATES, 1968-69--CONTINUED

FIELD OF STUDY, STATE OR OTHER AREA, AND INSTITUTION	BACHELOR'S DEGREES PROFESSING 4 OR 5 YEARS		MASTER'S DEGREES		DOCTOR'S DEGREES (PH.D., ED.D., ETC.)		BACHELOR'S DEGREES REQUIRING 4 OR 5 YEARS		MASTER'S DEGREES		DOCTOR'S DEGREES (PH.D., ED.D., ETC.)	
	Men	Women	Men	Women	Men	Women	Men	Women	Men	Women	Men	Women
(CONTINUED)	2	3	4	5	6	7	2	3	4	5	6	7
HOME ECONOMICS, TOTAL												
COLO ADAMS STATE COLLEGE	1							9				
COLO COLORADO STATE COLLEGE	5							5				
COLO COLORADO STATE UNIVERSITY	1	72		21								
CONN CONNECTICUT COLLEGE		13										
CONN ST JOSEPH COLLEGE		6						1				
CONN UNIV CONN ALL CAMPUSES		132	7	10			1	49	6	17	3	1
DEL UNIVERSITY OF DELAWARE		55		2				7				
D C GALLAUDET COLLEGE		4										
D C HARVARD UNIVERSITY	1	45						3				
FLA BAPRY COLLEGE		3										
FLA FLORIDA STATE UNIVERSITY	1	99						1				
FLA UNIVERSITY OF FLORIDA	2	1	2		2	8						
GA BERRY COLLEGE		3										
GA ARDENHART COLLEGE		2										
GA CLARK COLLEGE		7										
GA FORT VALLEY STATE COLLEGE		17						5	120	18	1	3
GA GEORGIA COLLEGE		20						1				
GA GEORGIA SOUTHERN COLLEGE		12		4								
GA MORRIS HOWN COLLEGE	2	5										
GA NORTH GEORGIA COLLEGE		3										
GA SAVANNAH STATE COLLEGE		5										
GA SPELMAN COLLEGE		9							1	6		
GA UNIVERSITY OF GEORGIA	1	69		7								
HAWA UNIV IIAHAI MAIN CAMPUS		51										
IDA NORTHWEST NAZARENE COL		3										
IDA UNIVERSITY OF IDAHO		40										
ILL BARAT COL OF SACRED HEART		7										
ILL BRADLEY UNIVERSITY		20										
ILL EASTERN ILLINOIS UNIV		9										
ILL ILLINOIS STATE UNIVERSITY		3										
ILL MONTELEONE COLLEGE		17										
ILL NORTHERN ILLINOIS UNIV		36										
ILL NORTHWESTERN UNIVERSITY		1										
ILL ROSARY COLLEGE		11										
ILL ST DOMINIC COLLEGE		3										
ILL ST XAVIER COLLEGE		7										
ILL SOUTHERN ILL U MAIN CAMPUS	9	124	2	16								
ILL UNIV OF ILL URBANA CAMPUS		99	2	20								
ILL WESTERN ILLINOIS UNIV		2										
IND BALL STATE UNIVERSITY		7										
IND RUTLER UNIVERSITY		18										
IND EARLEMAN COL ALL CAMPUSES		2										
IND GOSHEN COL & BIBLICAL SEM		8										
IND INDIANA STATE UNIVERSITY	1	37										
IND INDIANA STATE ALL CAMPUSES		35										
IND MARIAN COL INDIANAPOLIS		5										
IND PURDUE UNIV MAIN CAMPUS	8	99	5	29								
IND ST FRANCIS COLLEGE		2										
IND ST MARY OF THE WOODS COL		6										
IND VALPARAISO UNIVERSITY		11										
IOWA CENTRAL UNIV OF IOWA		6										
IOWA CLARKE COLLEGE		6										
IOWA IOWA ST U OF SCI & TECH	8	201	1	35		2						

TABLE 4.--BACHELOR'S, MASTER'S, AND DOCTOR'S DEGREES CONFERRED IN INSTITUTIONS OF HIGHER EDUCATION, BY SEX OF STUDENT, FIELD OF STUDY, STATE OR OTHER AREA, AND INSTITUTION: AGGREGATE UNITED STATES, 1969-69 --CONTINUED

FIELD OF STUDY, STATE OR OTHER AREA, AND INSTITUTION	BACHELOR'S DEGREES REQUIRING 4 OR 5 YEARS		MASTER'S DEGREES		DOCTOR'S DEGREES (PH.D., ED. D., ETC.)		BACHELOR'S DEGREES REQUIRING 4 OR 5 YEARS		MASTER'S DEGREES		DOCTOR'S DEGREES (PH.D., ED. D., ETC.)					
	1	2	3	4	5	6	7	1	2	3	4	5	6	7		
	MEN		WOMEN		MEN		WOMEN		MEN		WOMEN		MEN		WOMEN	
HOME ECONOMICS, TOTAL	(CONTINUED)												(CONTINUED)			
N J RUTGERS THE ST U ALL CAM																
N M EASTERN NEW MEX U ALL CAM																
N M NEW MEX ST U ALL CAMPUSES																
N M UNIVERSITY OF NEW MEXICO																
N W WESTERN NEW MEXICO UNIV																
N Y CUNY BROOKLYN COLLEGE																
N Y CUNY HUNTER COLLEGE																
N Y GUNY LEHMAN COLLEGE																
N Y GUNY QUEENS COLLEGE																
N Y CORNELL UNIV ALL CAMPUSES																
N Y MARYMOUNT COLLEGE																
N Y MARYMOUNT MANHATTAN COL																
N Y NEW YORK UNIVERSITY																
N Y PRATT INSTITUTE																
N Y ROCHESTER INST TECHNOLOGY																
N Y SUNY COLLEGE BUFFALO																
N Y SUNY COLLEGE PLATTSBURGH																
N Y SYRACUSE U MAIN CAMPUS																
N C APPALACHIAN ST UNIVERSITY																
N C BARBER-SCOTTA COLLEGE																
N C BENNETT COLLEGE																
N C CAMOBELL COLLEGE																
N C CATAWBA COLLEGE																
N C EAST CAROLINA U ALL CAM																
N C WARS HILL COLLEGE																
N C MEREDITH COLLEGE																
N C N C AG & TECH STATE UNIV																
N C N C COLLEGE AT DURHAM																
N C PEWABROKE STATE COL																
N C SALFM COLLEGE																
N C UNIV OF R C AT GREENSBORO																
N C WESTERN CAROLINA UNIV																
N D NORTH DAKOTA STATE UNIV																
N D UNIV N DAK MATH CAMPUS																
N D UNIV N DAK WATH CAMPUS																
N D ASHLAND COLLEGE																
N D BALDWIN-WALLACE COLLEGE																
N D BLUFFTON COLLEGE																
N D DANFLEM GRN ST U ALL CAM																
N D CASE WESTERN RESERVE UNIV																
N D CENTRAL STATE UNIVERSITY																
N D COL AT ST JOSEPH OH OHIO																
N D DELAWARE COLLEGE																
N D KENT ST UNIV MAIN CAMPUS																
N D MARJETTA COLLEGE																
N D MIAMI UNIV ALL CAMPUSES																
N D NOTRE DAME COLLEGE																
N D OHIO DOMINICAN COL																
N D OHIO ST UNIV ALL CAMPUSES																
N D OHIO UNIV ALL CAMPUSES																
N D OHIO WESLEYAN UNIVERSITY																
N D OUR LADY OF LACIN C.V.L																
N D UNIVERSITY OF AKRON																

TABLE 4.--BACHELOR'S, MASTER'S, AND DOCTOR'S DEGREES CONFERRED IN INSTITUTIONS OF HIGHER EDUCATION, BY SEX OF STUDENT, FIELD OF STUDY, STATE OR OTHER AREA, AND INSTITUTION: AGGREGATE UNITED STATES, 1968-69 --CONTINUED

FIELD OF STUDY, STATE OR OTHER AREA, AND INSTITUTION	BACHELOR'S DEGREES REQUIRING 4 OR 5 YEARS		MASTER'S DEGREES		DOCTOR'S DEGREES (PH.D., ED. D., ETC.)		BACHELOR'S DEGREES REQUIRING 4 OR 5 YEARS		MASTER'S DEGREES		DOCTOR'S DEGREES (PH.D., ED. D., ETC.)	
	2	3	4	5	6	7	2	3	4	5	6	7
	1	1	1	1	1	1	1	1	1	1	1	1
HOME ECONOMICS, TOTAL	(CONTINUED)	(CONTINUED)	(CONTINUED)	(CONTINUED)	(CONTINUED)	(CONTINUED)	(CONTINUED)	(CONTINUED)	(CONTINUED)	(CONTINUED)	(CONTINUED)	(CONTINUED)
OHIO U. CINCINNATI MAIN CAMPUS		27		2								
OHIO UNIVERSITY OF DAYTON		29										
OHIO UPSALINE COLLEGE		10										
OHIO WESTERN COLLEGE FOR WOMEN		9										
OHIO YOUNGSTOWN ST. UNIVERSITY		1										
OKLA EAST CENTRAL STATE COL		1										
OKLA LANGSTON UNIVERSITY		3										
OKLA NORTHEASTERN STATE COL		32										
OKLA NORTHWESTERN STATE COL		2										
OKLA OKLAHOMA BAPTIST UNIV		4										
OKLA COL OF LIBERAL ARTS		18										
OKLA OKLA ST. UNIV MAIN CAMPUS		120		22								
OKLA SOUTHEASTERN STATE COL		1										
OKLA UNIV OKLA ALL CAMPUSES		39		3								
OKLA UNIVERSITY OF TULSA		11										
OREG GEORGE FOX COLLEGE		1										
OREG LIMELEIC COLLEGE		29										
OREG MARYHURST COLLEGE		8										
OREG OREGON STATE UNIVERSITY		107		20		1						
PA ALBRIGHT COLLEGE		13										
PA CARNegie-MELLON UNIV		16										
PA COLLEGE WISCONSINIA		24										
PA Drexel INST OF TECHNOLOGY		84		39								
PA THACALATA COLLEGE		16										
PA INDIANA U OF PA ALL CAM		17										
PA JUNIATA COLLEGE		10										
PA MARYHURST COLLEGE		23										
PA MERCYHURST COLLEGE		9										
PA PENN'S UNIV ALL CAMPUSES		25	148	10	40	5	6					
PA SETON HILL COLLEGE		10										
PA VILLA MARIA COLLEGE		22										
RI SALLE REGINA COLLEGE		15										
R I SALV R		71		4								
S C FRANKLIN COLLEGE		8										
S C LANDER COLLEGE		8										
S C LIMESTONE COLLEGE		6										
S C SOUTH CAROLINA ST COLLEGE		6										
S C WINTHROP COLLEGE		57										
S D MOUNT MARY COLLEGE		18										
S D SOUTH DAKOTA STATE UNIV		2										
TENN AUSTIN PEAY STATE UNIV		5										
TENN REYMONT COLLEGE		8										
TENN CARSON COLLEGE		12										
TENN DAVID L. LEITCH COLLEGE		38										
TENN E TENN ST U ALL CAMPUSES		4										
TENN MIDDLE TENNESSEE ST UNIV		3										
TENN SOUTHERN MISSIONARY COL		6										
TENN TENN AG & INDUS ST UNIV		19										
TENN TENN TECHNOLOGICAL UNIV		27										
TENN UNIV OF TENN ALL CAMPUSES		101		2	36							
TEX ABILENE CHRISTIAN COLLEGE		4										
TEX BAYLOR UNIV MAIN CAMPUS		31										
TEX EAST TEXAS STATE UNIV		9										
TEX HUNTLEY COLLEGE		12										
TEX WEST VIRGINIA STATE COL		1										
VA VA UNIV AL CAMPUSES		114										
VA VA VIRGINIA WESLEYAN COL		26										
WIS ALVERNI COLLEGE		10										
WIS CARDINAL STRITCH COLLEGE		5										

TABLE 4.—BACHELOR'S, MASTER'S, AND DOCTOR'S DEGREES CONFERRED IN INSTITUTIONS OF HIGHER EDUCATION, BY SEX OF STUDENT, FIELD OF STUDY, STATE OR OTHER AREA, AND INSTITUTION: AGGREGATE UNITED STATES, 1968-69 ---CONTINUED

FIELD OF STUDY, STATE OR OTHER AREA, AND INSTITUTION	BACHELOR'S DEGREES REQUIRING 4 OR 5 YEARS		MASTER'S DEGREES		DOCTOR'S DEGREES (PH.D., ED.D., ETC.)		BACHELOR'S DEGREES REQUIRING 4 OR 5 YEARS		MASTER'S DEGREES		DOCTOR'S DEGREES (PH.D., ED.D., ETC.)			
	1	2	3	4	5	6	7	1	2	3	4	5	6	7
	MEN	WOMEN	MEN	WOMEN	MEN	WOMEN	MEN	MEN	WOMEN	MEN	WOMEN	MEN	WOMEN	MEN
HOME ECONOMICS, TOTAL	29	4,541	11	414	1	9	—	—	—	—	—	—	—	—
WIS HOLY FAMILY COLLEGE	—	3	—	—	—	—	—	—	—	—	—	—	—	—
WIS MT MARY COLLEGE	—	20	—	—	—	—	—	—	—	—	—	—	—	—
WIS U OF WIS MADISON	1	105	—	13	—	—	—	—	—	—	—	—	—	—
WIS VITERBO COLLEGE	—	7	—	—	—	—	—	—	—	—	—	—	—	—
WIS STOUT ST UNIV MAIN CAMPUS	1	42	—	10	—	—	—	—	—	—	—	—	—	—
WIS WIS STATE UNIV STEVENS PNT	—	6	—	—	—	—	—	—	—	—	—	—	—	—
WYO UNIVERSITY OF WYOMING	—	18	—	—	—	—	—	—	—	—	—	—	—	—
P R INTER AMER U PR ALL CAMP	—	25	—	2	—	—	—	—	—	—	—	—	—	—
P R U PIERTO RICO ALL CAMPUSES	1	70	—	—	—	—	—	—	—	—	—	—	—	—
HOME ECONOMICS, GENERAL	29	4,541	11	414	1	9	—	—	—	—	—	—	—	—
ALA FLORENCE STATE COLLEGE	—	2	—	—	—	—	—	—	—	—	—	—	—	—
ALA HUNTINGDON COLLEGE	—	4	—	—	—	—	—	—	—	—	—	—	—	—
ALA DRWOOD COLLEGE	—	3	—	—	—	—	—	—	—	—	—	—	—	—
ALA SAMFORD UNIVERSITY	—	3	—	—	—	—	—	—	—	—	—	—	—	—
ALA UNIV ALABAMA MAIN CAMPUS	—	16	—	3	—	—	—	—	—	—	—	—	—	—
ALAS U OF ALAS ALL CAMPUSES	—	8	—	—	—	—	—	—	—	—	—	—	—	—
ARIZ ARIZONA STATE UNIVERSITY	—	18	—	—	—	—	—	—	—	—	—	—	—	—
ARIZ NORTHERN ARIZONA UNIV	—	10	—	—	—	—	—	—	—	—	—	—	—	—
ARIZ UNIVERSITY OF ARIZONA	—	5	—	—	—	—	—	—	—	—	—	—	—	—
ARK HARDING COL MAIN CAMPUS	—	10	—	—	—	—	—	—	—	—	—	—	—	—
ARK HENDERSON STATE COLLEGE	—	4	—	—	—	—	—	—	—	—	—	—	—	—
ARK JOHN ROKON UNIVERSITY	—	4	—	—	—	—	—	—	—	—	—	—	—	—
ARK QUACHITA BAPTIST UNIV	—	6	—	—	—	—	—	—	—	—	—	—	—	—
ARK PHILANDER SMITH COLLEGE	—	5	—	—	—	—	—	—	—	—	—	—	—	—
ARK UNIV ARK MAIN CAMPUS	—	3	2	8	—	—	—	—	—	—	—	—	—	—
CAL CALIF STATE COL LONG BCH	1	76	—	10	—	—	—	—	—	—	—	—	—	—
CAL CALIF STATE COL LOS ANGLS	3	51	—	—	—	—	—	—	—	—	—	—	—	—
CAL CAL STATE POLY SN LUIS DB	—	133	—	—	—	—	—	—	—	—	—	—	—	—
CAL CHICO STATE COLLEGE	—	35	—	—	—	—	—	—	—	—	—	—	—	—
CAL FRESNO ST COL MAIN CAMPUS	—	71	—	1	—	—	—	—	—	—	—	—	—	—
CAL HUMBOLDT STATE COLLEGE	—	9	—	—	—	—	—	—	—	—	—	—	—	—
CAL SACRAMENTO STATE COLLEGE	—	61	—	—	—	—	—	—	—	—	—	—	—	—
CAL SAN DIEGO ST COL MAIN CAMP	1	84	—	2	—	—	—	—	—	—	—	—	—	—
CAL SAN FERNANDO VLY ST COL	—	30	—	—	—	—	—	—	—	—	—	—	—	—
CAL SAN FRANCISCO STATE COL	—	34	—	5	—	—	—	—	—	—	—	—	—	—
CAL SAN JOSE STATE COLLEGE	—	94	—	18	—	—	—	—	—	—	—	—	—	—
CAL CHAPMAN COLLEGE	—	11	—	—	—	—	—	—	—	—	—	—	—	—
CAL COLLEGE OF NOTRE DAM	—	4	—	—	—	—	—	—	—	—	—	—	—	—
CAL IMMACULATE HEART COLLEGE	—	1	—	—	—	—	—	—	—	—	—	—	—	—
CAL LA VERNE COLLEGE	—	3	—	—	—	—	—	—	—	—	—	—	—	—
CAL LOMA LINDA U ALL CAMPUSES	—	7	—	1	—	—	—	—	—	—	—	—	—	—
CAL PACIFIC UNION COLLEGE	—	15	—	2	—	—	—	—	—	—	—	—	—	—
CAL PEPPERDINE COLLEGE	—	34	—	—	—	—	—	—	—	—	—	—	—	—
CAL U OF CAL DAVIS	—	25	—	7	—	—	—	—	—	—	—	—	—	—
CAL U OF CAL SANTA BARBARA	—	—	—	—	—	—	—	—	—	—	—	—	—	—
CAL UNIVERSITY OF THE PACIFIC	—	13	—	—	—	—	—	—	—	—	—	—	—	—
CAL WHITTIER COLLEGE	—	—	—	—	—	—	—	—	—	—	—	—	—	—
COLO ADAMS STATE COLLEGE	—	1	—	—	—	—	—	—	—	—	—	—	—	—
COLO COLORADO STATE UNIVERSITY	—	5	—	—	—	—	—	—	—	—	—	—	—	—
CONN ST JOSEPH COLLEGE	—	6	—	—	—	—	—	—	—	—	—	—	—	—
CONN UNIV CONN ALL CAMPUSES	—	8	—	—	—	—	—	—	—	—	—	—	—	—
DEL UNIVERSITY OF DELAWARE	—	4	—	—	—	—	—	—	—	—	—	—	—	—

FIELD OF STUDY, STATE OR OTHER AREA, AND INSTITUTION	BACHELOR'S DEGREES REQUIRING 4 OR 5 YEARS				MASTER'S DEGREES				DOCTOR'S DEGREES (PH.D., ED.D., ETC.)			
	MEN		WOMEN		MEN		WOMEN		MEN		WOMEN	
	2	3	4	5	6	7	2	3	4	5	6	7
HOME ECONOMICS, GENERAL	(CONTINUED)											
KANS MARYMOUNT COLLEGE	1											
KANS MCPHERSON COLLEGE	3											
KANS MOUNT ST SCHOLASTICA COL	5											
KANS OTTAWA UNIVERSITY	7											
KANS ST MARY COLLEGE	4											
KANS WASHBURN UNIV OF TOPEKA	9											
KY CATHERINE SPALDING COL	9											
KY ESTN KENTUCKY UNIVERSITY	8											
KY GEORGETOWN COLLEGE	7											
KY NAZARETH COL OF KENTUCKY	2											
KY UNION COLLEGE	3											
KY UNIVERSITY OF LOUISVILLE	6											
LA FRANCIS T NICHOLLS ST COL	8											
LA LOUISIANA POLY INSTITUTE	6											
LA LA ST U BATON ROUGE	78											
LA NTHST LOUISIANA ST COL	4											
LA NTHSTRN ST COL LOUISIANA	18											
LA ST MARYS DOMINICAN COL	17											
LA STHESTRN LOUISIANA COL	3											
LA UNIV STMSTRN LOUISIANA	8											
ME UNIV MAINE ALL CAMPUSES	39											
MD COLUMBIA UNION COLLEGE	4											
MD HOOD COLLEGE	16											
MD MORGAN STAFF COLLEGE	15											
MD ST JOSEPH COLLEGE	12											
MD UNIV MD MAIN CAMPUS	26											
MASS ATLANTIC UNION COLLEGE	5											
MASS SIMMONS COLLEGE	7											
MASS UNIV MASS AMHERST CAMPUS	1											
MICH ADRIAN COLLEGE	10											
MICH ALBION COLLEGE	7											
MICH ANDREWS UNIVERSITY	15											
MICH CENTRAL MICHIGAN UNIV	6											
MICH EASTERN MICHIGAN UNIV	8											
MICH MADONNA COLLEGE	1											
MICH MARYGROVE COLLEGE	3											
MICH MERCY COLLEGE OF DETROIT	15											
MICH MICH ST UNIV ALL CAMPUSES	20											
MICH NAZARETH COLLEGE	2											
MICH STENA HEIGHTS COLLEGE	7											
MICH WAYNE STATE UNIVERSITY	1											
MICH WESTERN MICHIGAN UNIV	10											
MINN COLLEGE OF ST BENEDICT	2											
MINN COLLEGE OF ST CATHERINE	6											
MINN COLLEGE OF ST SCHOLASTICA	6											
MINN WAYNE STATE UNIVERSITY	35											
MICH WESTERN MICHIGAN UNIV	10											
MINN COLLEGE OF ST BENEDICT	1											
MINN COLLEGE OF ST CATHERINE	2											
MINN COLLEGE OF ST SCHOLASTICA	6											
MINN MANKATO STATE COLLEGE	7											
MINN ST OLAF COLLEGE	1											
MINN U OF MINN DULUTH	29											
MINN U OF MINN MPLS ST PAUL	14											
MISS ALCONA G M COLLEGE	7											
MISS BELHAVEN COLLEGE	7											
MISS BLUE MOUNTAIN COLLEGE	4											
MISS DELTA STATE COLLEGE	13											
MISS MISSISSIPPI INDUS COLLEGE	1											

TABLE 4.—BACHELOR'S, MASTER'S, AND DOCTOR'S DEGREES CONFERRED IN INSTITUTIONS OF HIGHER EDUCATION, BY SEX OF STUDENT, FIELD OF STUDY, STATE OR OTHER AREA, AND INSTITUTION: AGGREGATE UNITED STATES, 1968-69 —CONTINUED

FIELD OF STUDY, STATE OR OTHER AREA, AND INSTITUTION	BACHELOR'S DEGREES REQUIRING 4 OR 5 YEARS		MASTER'S DEGREES		DOCTOR'S DEGREES (PH.D., ED.D., ETC.)	
	Men	Women	Men	Women	Men	Women
HOPE ECONOMICS, GENERAL						
WYO UNIVERSITY OF WYOMING	—	18	—	2	—	—
P R INTER AMER U PR ALL CAMP	—	25	—	—	—	—
P R U PUERTO RICO ALL CAMPUSES	—	26	—	—	—	—
CHILD DEVELOPMENT, FAMILY RELATIONS						
ALA AUBURN UNIV	22	1,134	39	198	21	16
ALA UNIV ALABAMA MAIN CAMPUS	—	25	—	5	—	—
ARIZ UNIVERSITY OF ARIZONA	1	9	—	—	—	—
ARK UNIV ARK MAIN CAMPUS	—	14	—	—	—	—
CAL SAN JOSE STATE COL MAIN CAMP	1	—	—	—	—	—
CAL SAN JOSE STATE COLLEGE	—	5	—	—	—	—
CAL PACIFIC OAKS COLLEGE	2	12	—	—	—	—
CAL U OF CAL BERKELEY	—	1	—	—	—	—
CAL U OF CAL DAVIS	—	11	—	—	—	—
COLO COLORADO STATE UNIVERSITY	—	10	—	4	—	—
CONN CONNECTICUT COLLEGE	—	13	—	—	—	—
CONN UNIV CONN ALL CAMPUSES	—	80	7	5	—	—
DEL UNIVERSITY OF DELAWARE	—	17	—	1	—	—
D C HOWARD UNIVERSITY	—	2	—	—	—	—
FLA FLORIDA STATE UNIVERSITY	—	15	—	6	2	3
GA UNIVERSITY OF GEORGIA	—	22	—	—	—	—
HAWA UNIV HAWAII MAIN CAMPUS	—	7	—	—	—	—
IDA UNIVERSITY OF IDAHO	—	1	—	—	—	—
ILL EASTERN ILLINOIS UNIV	—	1	—	—	—	—
IND EARLHAM COL ALL CAMPUSES	—	2	—	—	—	—
IND INDIANA STATE UNIVERSITY	—	—	—	4	—	—
IND PURDUE UNIV MAIN CAMPUS	—	6	4	—	—	—
IOWA IOWA ST U OF SCI & TECH	—	53	—	12	2	1
IOWA UNIVERSITY OF IOWA	—	1	4	7	3	1
KANS KANSAS ST U AG & APP SCI	—	—	2	8	—	—
KANS UNIVERSITY OF KANSAS	1	15	1	6	—	—
KY UNIV KY MAIN CAMPUS	—	2	—	—	—	—
LA LA ST U BATON ROUGE	—	10	—	—	—	—
LA SOUTHERN UNIV & A & M COL	—	2	—	—	—	—
MASS SIMMONS COLLEGE	—	10	—	—	—	—
MICH CENTRAL MICHIGAN UNIV	—	1	—	—	—	—
MICH HIGH ST UNIV ALL CAMPUSES	—	—	1	—	—	—
MINN U OF MINN MNPLS ST PAUL	—	9	1	30	4	1
MISS UNIV OF MISSISSIPPI	—	6	—	—	—	—
MO UNIV MISSOURI AT COLUMBIA	—	7	—	6	—	—
MONT MONTANA STATE UNIVERSITY	—	6	—	3	—	—
NEBR UNIV NEBRASKA MAIN CAMPUS	—	16	—	3	—	—
NEV UNIVERSITY OF NEVADA	2	—	—	—	—	—
N Y CORNELL UNIV ALL CAMPUSES	—	81	1	9	4	1
N Y SUNY COLLEGE PLATTSBURGH	—	12	—	—	—	—
N Y SYRACUSE U MAIN CAMPUS	—	24	—	2	—	—
N C UNIV OF N C AT GREENSBORO	—	13	—	—	—	—
N D NORTH DAKOTA STATE UNIV	—	4	—	2	—	—
OHIO OHIO ST UNIV ALL CAMPUSES	—	27	—	—	—	—
OHIO OHIO UNIV ALL CAMPUSES	—	9	—	—	—	—
OHIO U CINCINNATI MAIN CAMPUS	—	5	—	—	—	—
OKLA OKLA ST UNIV MAIN CAMPUS	—	48	—	10	—	—
OREG OREGON STATE UNIVERSITY	—	9	1	4	1	1
PA PENN ST UNIV ALL CAMPUSES	61	—	4	11	4	—

327

TABLE 4. BACHELOR'S, MASTER'S, AND DOCTOR'S DEGREES CONFERRED IN INSTITUTIONS OF HIGHER EDUCATION, BY SEX OF STUDENT, FIELD OF STUDY, STATE OR OTHER AREA, AND INSTITUTION: AGGREGATE UNITED STATES, 1968-69 --CONTINUED

FIELD OF STUDY, STATE OR OTHER AREA, AND INSTITUTION	BACHELOR'S DEGREES REQUIRING 4 OR 5 YEARS		MASTER'S DEGREES		DOCTOR'S DEGREES (PH.D., ED.D., ETC.)		BACHELOR'S DEGREES REQUIRING 4 OR 5 YEARS		MASTER'S DEGREES		DOCTOR'S DEGREES (PH.D., ED.D., ETC.)		
	2	3	4	5	6	7	2	3	4	5	6	7	
	1	2	3	4	5	6	7	1	2	3	4	5	6
(CONTINUED)													
CLOTHING, TEXTILES													
MINN U OF MINN MPLS ST PAUL		19											
MISS STATE COL FOR WOMEN		1											
MISS UNIV OF MISS MISSISSIPPI		11											
MO CENTRAL MO ST COL ALL CAM		4											
MO FONTAINE COLLEGE		4											
MO UNIV MISSOURI AT COLUMBIA		37		11									
MONT MONTANA STATE UNIVERSITY		5											
NEBR UNIV NEBRASKA MAIN CAMPUS		5											
N Y CORNELL UNIV ALL CAMPUSES		27		7									
N Y SYRACUSE U MAIN CAMPUS		7		1									
N C APPALACHIAN ST UNIVERSITY		5											
N C BENNETT COLLEGE		9											
N C N C AG & TECH STATE UNIV		8											
N C N C COLLEGE AT DURHAM		3											
N C UNIV OF N C AT GREENSBORO		18		4									
N D NORTH DAKOTA STATE UNIV		10											
OHIO DELORM-HALLACE COLLEGE		2											
OHIO KENT ST UNIV MAIN CAMPUS		11											
OHIO OHIO ST UNIV ALL CAMPUSES		47											
OHIO U CINCINNATI MAIN CAMPUS		6											
OKLA OKLA ST UNIV MAIN CAMPUS		39		4									
OREG OREGON STATE UNIVERSITY		38		2									
PA CARNEGIE-MELLON UNIV		11											
PA Drexel Inst of Technology		40		11									
PA IMMACULATE COLLEGE		5											
PA PENN ST UNIV ALL CAMPUSES		1		1									
PA SETON HILL COLLEGE		5											
R I UNIV R I ALL CAMPUSES		20		1									
S D SOUTH DAKOTA STATE UNIV		5		1									
TENN TENN AG & INDUS ST UNIV		4											
TENN UNIV OF TENN ALL CAMPUSES		44		11									
TEX NORTH TEXAS STATE UNIV		13											
TEX PRAIRIE VIEW A & M COL		5											
TEX TEXAS TECHNOLOGICAL COL		59		13									
TEX TEXAS WOMANS UNIVERSITY		6		7									
TEX UNIV TEXAS AT AUSTIN		42											
UTAH BRIGHAM YOUNG UNIVERSITY		27											
UTAH UNIV OF UTAH		5											
UTAH UNIV OF UTAH		6											
UTAH UNIV OF UTAH		6											
VT UNIV OF VT & ST AGRIC COL		7											
VA VIRGINIA POLY INSTITUTE		18		2									
VA VA STATE COL MAIN CAMPUS		5											
WASH UNIVERSITY OF WASHINGTON		12											
WIS MT MARY COLLEGE		1											
WIS U DE WIS MADISON		10		3									
WIS STOUT ST UNIV MAIN CAMPUS		5		7									
FOODS AND NUTRITION	30	846	18	187	10	18							
ALA AUBURN UNIV		10		6									
ALA TUSKEGEE INSTITUTE		1		9									
ALA UNIV ALABAMA MAIN CAMPUS		14											
ARIZ UNIVERSITY OF ARIZONA		10											
ARK ARKANSAS A & N COL		16											
ARK CENTRAL MO ST COL ALL CAM		6											
ARK FONTAINE COLLEGE		9											
ARK ST LOUIS U ALL CAMPUSES		9											
ARK UNIV MISSOURI AT COLUMBIA		17		7									

TABLE 4.--BACHELOR'S, MASTER'S, AND DOCTOR'S DEGREES CONFERRED IN INSTITUTIONS OF HIGHER EDUCATION, BY SEX OF STUDENT, FIELD OF STUDY, STATE OR OTHER AREA, AND INSTITUTION: AGGREGATE UNITED STATES, 1968-69 --CONTINUED

FIELD OF STUDY, STATE OR OTHER AREA, AND INSTITUTION	BACHELOR'S DEGREES REQUIRING 4 OR 5 YEARS		MASTER'S DEGREES		DOCTOR'S DEGREES (PH.D., ED.D., ETC.)		BACHELOR'S DEGREES REQUIRING 4 OR 5 YEARS		MASTER'S DEGREES		DOCTOR'S DEGREES (PH.D., ED.D., ETC.)	
	2	3	4	5	6	7	2	3	4	5	6	7
	1	(CONTINUED)	1	(CONTINUED)	1	(CONTINUED)	1	(CONTINUED)	1	(CONTINUED)	1	(CONTINUED)
FOODS AND NUTRITION												
MONT MONTANA STATE UNIVERSITY		6		2				13	1			
NERR UNIV NEBRASKA MAIN CAMPUS		11		2				11				
NEBR UNIV NEBRASKA AT OMAHA		3						4				
NEV UNIVERSITY OF NEVADA		15						7				
N J COLLEGE OF ST ELIZARETH								3				
N H UNIVERSITY OF NEW MEXICO								8				
N Y CUNY HUNTER COLLEGE				4				6				
N Y CORNELL UNIV ALL CAMPUSES		19		8				2				
N Y MARYMONT COLLEGE		2						1				
N Y NEW YORK UNIVERSITY		1		20				1				
N Y SUNY COLLEGE BUFFALO		5						4				
N Y SUNY COLLEGE PLATTSBURGH		7						16				
N Y SYRACUSE U MAIN CAMPUS		10		2				8				
N C APPALACHIAN ST UNIVERSITY		2						9				
N C N C AG & TECH STATE UNIV		3						22				
N C N C COLLEGE AT DURHAM												
N C UNIV OF N C AT GREENSBORO		1		2				235	8	11		
N D NORTH DAKOTA STATE UNIV		1		6								
N D UNIV N DAK MAIN CAMPUS		2						2				
OHIO BALDWIN-WALLACE COLLEGE		3						34				
OHIO CASE WESTERN RESERVE UNIV								1				
OHIO CENTRAL STATE UNIVERSITY								25				
OHIO COL MT ST JOSEPH ON OHIO		3						1				
OHIO KENT ST UNIV MAIN CAMPUS		1						5				
OHIO NOTRE DAME COLLEGE		8						7				
OHIO OHIO ST UNIV ALL CAMPUSES		3						6	1	2		
OHIO OHIO UNIV ALL CAMPUSES		5						17	2	2		
OHIO OUR LADY OF CINCIN COL		2										
OHIO U CINCINNATI MAIN CAMPUS		1						8	1			
OHIO URSULINE COLLEGE		5						6	1			
OKLA OKLA ST UNIV MAIN CAMPUS								1				
OREG OREGON STATE UNIVERSITY		6		4				10				
PA CARNEGIE-MELLON UNIV		5						4				
PA Drexel Inst of Technology		3		20				1	1	4		
PA IMPACULATA COLLEGE		11						1				
PA MARYWOOD COLLEGE		13						10				
PA PENN ST UNIV ALL CAMPUSES		2		4				1				
PA SETON HILL COLLEGE		5										
PA VILIA MARIA COLLEGE		11						4				
R I SALVE REGINA COLLEGE		6						6				
R I UNIV R I ALL CAMPUSES		5		1				2				
S C SOUTH CAROLINA ST COLLEGE		1						5		1		
TENN MIDDLE TENNESSEE ST UNIV		2						10	3	1		
TENN SOUTHERN MISSIONARY COL		3						16				
TENN TENN AG & INDUS ST UNIV		1		2				13				
TENN UNIV OF TENN ALL CAMPUSES		1						1				
TEX NORTH TEXAS STATE UNIV		5						1				
TEX SOUTHWESTERN UNIV COL		1						4				
TEX PRAIRIE VIEW A & M COL		11						6				
TEX TEXAS SOUTHERN UNIV		2						2				
TEX TEXAS TECHNOLOGICAL COL		21						5		1		
TEX TEXAS WOMANS UNIVERSITY		3						1				
TEX UNIV TEXAS AT AUSTIN		14		6				870	21	81	2	9
ALL OTHER FIELDS								49	870	21	81	2
ALA AUBURN UNIV												
ALA UNIV ALABAMA MAIN CAMPUS												



TABLE 4.--BACHELOR'S, MASTER'S, AND DOCTOR'S DEGREES CONFERRED IN INSTITUTIONS OF HIGHER EDUCATION, BY SEX OF STUDENT, FIELD OF STUDY, STATE OR OTHER AREA, AND INSTITUTION: AGGREGATE UNITED STATES, 1968-69 --CONTINUED

FIELD OF STUDY, STATE OR OTHER AREA, AND INSTITUTION	BACHELOR'S DEGREES REQUIRING 4 OR 5 YEARS		MASTER'S DEGREES		DOCTOR'S DEGREES (PH.D., ED.D., ETC.)		BACHELOR'S DEGREES REQUIRING 4 OR 5 YEARS		MASTER'S DEGREES		DOCTOR'S DEGREES (PH.D., ED.D., ETC.)			
	1	2	3	4	5	6	7	1	2	3	4	5	6	7
	Men	Women	Men	Women	Men	Women	Men	Women	Men	Women	Men	Women	Men	Women
HOME ECONOMICS, ALL OTHER FIELDS														
ARTZ UNIV OF ARIZONA			27											
ARK UNIV ARK MAIN CAMPUS			27											
CAL U OF CAL DAVIS			25											
COLD COLORADO STATE COLLEGE			3											
COLO COLORADO STATE UNIV			9											
CCNN UNIV CONN ALL CAMPUSES			5											
FLA FLORIDA STATE UNIV			25											
GA MORRIS BROWN COLLEGE			1											
GA UNIV OF GEORGIA			1											
IDA UNIV OF IDAHO			6											
IND GOSHEN COL & BIBLICAL SEM			2											
IND INDIANA STATE UNIV			31											
IND INDIANA UNIV ALL CAMPUSES			15											
IND PURDUE UNIV MAIN CAMPUS			23											
IOWA IOWA ST U OF SCI & TECH			5											
KANS KANSAS ST U AG & APP SCI			29											
KY UNIV KY MAIN CAMPUS			9											
LA FRANCIS T NICHOLLS ST COL			1											
LA MCNEESE STATE COLLEGE			7											
LA SOUTHERN UNIV & A & M COL			1											
LA UNIV STHMSTRN LOUISIANA			4											
MD UNIV MD MAIN CAMPUS			7											
MICH MICH ST UNIV ALL CAMPUSES			3											
MICH WESTERN MICHIGAN UNIV			7											
MINN U OF MINN MNPUS ST PAUL			20											
MISS MISS STATE COL FOR WCHEN			2											
MISS UNIV OF STHRN MISSISSIPPI			1											
MO CENTRAL MO ST COL ALL CAMP			11											
MO UNIV MISSOURI AT COLUMBIA			26											
NEBR UNIV NEBRASKA MAIN CAMPUS			28											
NEV UNIV OF NEVADA			5											
N M UNIVERSITY OF NEW MEXICO			2											
N Y CORNELL UNIV ALL CAMPUSES			31											
N Y NEW YORK UNIV			1											
N Y SYRACUSE UNIV MAIN CAMPUS			31											
N C UNIV OF N C AT GREENSBORO			30											
OHIO OHIO ST UNIV ALL CAMPUSES			16											
OKLA OKLA ST UNIV MAIN CAMPUS			22											
OREG OREGON STATE UNIV			9											
PA DREXFL INST OF TECHNOLOGY			2											
PA PENN ST UNIV ALL CAMPUSES			17											
PA PENN ST UNIV ALL CAMPUSES			74											
R I UNIV P I ALL CAMPUSES			2											
TEX UNIV OF TEXAS ALL CAMPUSES			26											
TEX TEXAS WOMANS UNIV			12											
TEX UNIV TEXAS AT AUSTIN			43											
VA RALPHD COLLEGE			1											
VA RALPHD COLLEGE			13											
WASH UNIV OF WASHINGTON			1											
WASH WASHINGTON STATE UNIV			11											
W VA W VA UNIV ALL CAMPUSES			1											
WIS UNIV OF WIS MADISON			56											
WIS STODT ST UNIV MAIN CAMPUS			1											

TABLE 4.--BACHELOR'S, MASTER'S, AND DOCTOR'S DEGREES CONFERRED IN INSTITUTIONS OF HIGHER EDUCATION, BY SEX OF STUDENT, FIELD OF STUDY, STATE OR OTHER AREA, AND INSTITUTION: AGGREGATE UNITED STATES: 1968-69 --CONTINUED

FIELD OF STUDY, STATE OR OTHER AREA, AND INSTITUTION	BACHELOR'S DEGREES REQUIRING 4 OR 5 YEARS		MASTER'S DEGREES		DOCTOR'S DEGREES (PH.D., ED.D., ETC.)		BACHELOR'S DEGREES REQUIRING 4 OR 5 YEARS		MASTER'S DEGREES		DOCTOR'S DEGREES (PH.D., ED.D., ETC.)			
	1	2	3	4	5	6	7	1	2	3	4	5	6	7
	MEN	WOMEN	MEN	WOMEN	MEN	WOMEN	MEN	MEN	WOMEN	MEN	WOMEN	MEN	WOMEN	MEN
LAW														
N Y COLUMBIA UNIV MAIN DIV	-	-	-	31	4	1	-	-	-	-	-	-	-	-
N Y CORNELL UNIV ALL CAMPUSES	-	-	-	-	-	-	-	-	-	-	-	-	-	-
N Y NEW YORK UNIV	-	-	-	2	9	1	-	-	-	-	-	-	-	-
N Y ST JOHN'S UNIV	5	-	-	-	-	-	-	-	-	-	-	-	-	-
N C DUKE UNIV	-	-	-	2	-	-	-	-	-	-	-	-	-	-
N C UNIV OF NC AT CHAPEL HILL	8	1	-	-	-	-	-	-	-	-	-	-	-	-
OHIO CASE WESTERN RESERVE UNIV	-	-	-	-	-	-	-	-	-	-	-	-	-	-
OHIO CLEVELAND MARSHALL LAW SCH	-	-	-	3	-	-	-	-	-	-	-	-	-	-
OHIO KENT ST UNIV MAIN CAMPUS	5	2	-	-	-	-	-	-	-	-	-	-	-	-
OHIO UNIV OF TOLEDO	1	-	-	-	-	-	-	-	-	-	-	-	-	-
OKLA OKLA ST UNIV MAIN CAMPUS	3	-	-	-	-	-	-	-	-	-	-	-	-	-
OREG LEWIS & CLARK COLLEGE	1	1	-	-	-	-	-	-	-	-	-	-	-	-
OREG UNIV OREGON MAIN CAMPUS	8	1	-	-	-	-	-	-	-	-	-	-	-	-
PA CREXEL INST OF TECHNOLOGY	3	-	-	-	-	-	-	-	-	-	-	-	-	-
PA LA SALLE COLLEGE	34	-	-	-	-	-	-	-	-	-	-	-	-	-
PA PENN ST UNIV ALL CAMPUSES	35	1	-	-	-	-	-	-	-	-	-	-	-	-
PA UNIV OF PENNSYLVANIA	2	-	-	9	1	-	-	-	-	-	-	-	-	-
TENN MIDDLE TENNESSEE ST UNIV	2	-	-	-	-	-	-	-	-	-	-	-	-	-
TEX BAYLOR UNIV MAIN CAMPUS	5	1	-	-	-	-	-	-	-	-	-	-	-	-
TEX SOUTHERN METHODIST UNIV	5	1	-	22	5	-	-	-	-	-	-	-	-	-
TEX TEXAS CHRISTIAN UNIV	1	-	-	-	-	-	-	-	-	-	-	-	-	-
TEX TEXAS SOUTHERN UNIV	1	1	-	-	-	-	-	-	-	-	-	-	-	-
TEX UNIVERSITY OF HOUSTON	6	2	-	-	-	-	-	-	-	-	-	-	-	-
TEX UNIVERSITY OF ST THOMAS	2	-	-	-	-	-	-	-	-	-	-	-	-	-
TEX UNIV TEXAS AT AUSTIN	6	-	-	1	-	-	-	-	-	-	-	-	-	-
TEX WEST TEXAS STATE UNIV	1	-	-	-	-	-	-	-	-	-	-	-	-	-
VA COL WM & MARY MAIN CAMPUS	2	-	-	5	-	-	-	-	-	-	-	-	-	-
VA MADISON COLLEGE	2	-	-	-	-	-	-	-	-	-	-	-	-	-
VA OLD DOMINION COLLEGE	1	-	-	-	-	-	-	-	-	-	-	-	-	-
VA UNIV VIRGINIA MAIN CAMPUS	1	-	-	11	2	-	-	-	-	-	-	-	-	-
WASH GONZAGA UNIVERSITY	1	-	-	-	-	-	-	-	-	-	-	-	-	-
WASH UNIVERSITY OF WASHINGTON	1	-	-	2	-	-	-	-	-	-	-	-	-	-
W VA W VA UNIV ALL CAMPUSES	1	-	-	-	-	-	-	-	-	-	-	-	-	-
WIS MARQUETTE U ALL CAMPUSES	6	-	-	-	-	-	-	-	-	-	-	-	-	-
WIS U OF WIS MADISON	-	-	-	2	-	1	-	-	-	-	-	-	-	-
LIBRARY SCIENCE														
ALA UNIV ALABAMA MAIN CAMPUS	64	936	1,136	4,796	12	5	-	-	-	-	-	-	-	-
ARIZ ARIZONA STATE UNIVERSITY	-	23	-	1	16	-	-	-	-	-	-	-	-	-
ARIZ UNIVERSITY OF ARIZONA	-	-	-	2	6	-	-	-	-	-	-	-	-	-
ARK UNIV ARK MAIN CAMPUS	-	3	-	2	11	-	-	-	-	-	-	-	-	-
CAL SAN JOSE STATE COLLEGE	-	-	-	14	46	-	-	-	-	-	-	-	-	-
CAL IMMACULATE HEART COLLEGE	-	-	-	7	35	-	-	-	-	-	-	-	-	-
CAL U OF CAL BERKELEY	-	-	-	24	129	1	-	-	-	-	-	-	-	-
CAL U OF CAL LOS ANGELES	-	-	-	13	107	-	-	-	-	-	-	-	-	-
CAL UNIV OF STERN CALIFORNIA	-	-	-	19	111	-	-	-	-	-	-	-	-	-
COLO UNIVERSITY OF DENVER	-	-	-	31	122	-	-	-	-	-	-	-	-	-
CONN SOUTHERN CONN STATE COL	-	16	-	9	25	-	-	-	-	-	-	-	-	-
D C CATHOLIC UNIV OF AMERICA	3	9	-	35	82	-	-	-	-	-	-	-	-	-
D C GALLAUDET COLLEGE	-	-	-	-	-	-	-	-	-	-	-	-	-	-
FLA FLORIDA A & M UNIVERSITY	-	21	-	-	-	-	-	-	-	-	-	-	-	-
FLA FLORIDA STATE UNIVERSITY	2	29	-	22	88	-	-	-	-	-	-	-	-	-

(CONTINUED)

LIBRARY SCIENCE

(CONTINUED)



TABLE 4.--BACHELOR'S, MASTER'S, AND DOCTOR'S DEGREES CONFERRED IN INSTITUTIONS OF HIGHER EDUCATION, BY SEX OF STUDENT, FIELD OF STUDY, STATE OR OTHER AREA, AND INSTITUTION: AGGREGATE UNITED STATES, 1968-69 --CONTINUED

FIELD OF STUDY, STATE OR OTHER AREA, AND INSTITUTION	BACHELOR'S DEGREES REQUIRING 4 OR 5 YEARS		MASTER'S DEGREES		DOCTOR'S DEGREES (PH.D., ED.D., ETC.)		BACHELOR'S DEGREES REQUIRING 4 OR 5 YEARS		MASTER'S DEGREES		DOCTOR'S DEGREES (PH.D., ED.D., ETC.)	
	2	3	4	5	6	7	2	3	4	5	6	7
	1	1	1	1	1	1	1	1	1	1	1	1
(CONTINUED)												
LIBRARY SCIENCE												
N J GLASSBORO STATE COLLEGE			24	5	1							
N J PUTNEPS THE ST U ALL CAM			147		1							
N Y COLUMBIA UNIV MAIN DIV			8	103								
N Y CG SUNY STATE UNIV ALBANY			52	161	3							
N Y LG SUNY COLLEGE GENESEE			24	108								
N Y PRATT INSTITUTE			23	127								
N Y ST JOHNS UNIVERSITY			3	14								
N Y SUNY STATE UNIV ALBANY			17	89								
N Y SUNY ST U BUILT MAIN CAM			1	21								
N Y SUNY COLLEGE GENESEE		34	13	45								
N Y SYRACUSE UNIV MAIN CAMPUS			15	85								
N C APPALACHIAN ST UNIVERSITY			4	21								
N C EAST CAROLINA UNIV ALL CAM			1	8								
N C NC COLLEGE AT DURHAM			20	14								
N C UNIV OF NC AT CHARL HILL			17	69								
N C UNIV OF NC AT GREENSBORGH			1	5								
N D UNIV N DAK MAIN CAMPUS			1	10								
OHIO BOULING BRN ST U ALL CAM			22	89								
OHIO CASE WESTERN RESERVE UNIV			1	1								
OHIO CENTRAL STATE UNIVERSITY			4	26								
OHIO KENT ST UNIV MAIN CAMPUS			2	9								
OHIO U CINCINNATI MAIN CAMPUS			1	1								
OHIO UNIVERSITY OF TOLEDO			34	60								
OKLA UNIVERSITY OF TULSA			18	58								
OKLA NORTHWESTERN STATE COL			2	13								
OKLA NORTHWESTERN STATE COL			37	158								
OKLA OKLA ST UNIV MAIN CAMPUS			1	6								
OKLA UNIV OKLA ALL CAMPUSES			7	34								
OREG UNIV OREGON MAIN CAMPUS			3	18								
OREG UNIVERSITY OF PORTLAND			2	13								
PA DREXEL INST OF TECHNOLOGY			1	6								
PA DUQUESNE UNIVERSITY			1	9								
PA MARYBIRD COLLEGE			1	1								
PA CLARION ST COL MAIN CAM			27	11								
PA EDINBORO STATE COLLEGE			3	11								
PA KUTZTOWN STATE COLLEGE			3	12								
PA MANSFIELD STATE COLLEGE			3	12								
PA WILFREDSVILLE STATE COL			5	53								
PA SHIPPENSBURG STATE COL			19	19								
PA SLOPEY ROCK STATE COL			2	7								
PA UNIV PITTSBG ALL CAMPUSES			50	124								
PA VILLANOVA UNIVERSITY			17	70								
R I UNIV R I ALL CAMPUSES			28	64								
S C COLUMBIA COLLEGE			22	22								
S C SOUTH CAROLINA ST COLLEGE			6	7								
S C UNIV S C ALL CAMPUSES			7	7								
S C WENTWORTH COLLEGE			1	5								
S D UNIVERSITY SOUTH DAKOTA			1	5								
TENN E TENN ST U ALL CAMPUSES			23	61								
TENN GEORGE PEABODY COL TCHRS			6	5								
TENN UNIV OF TENN ALL CAMPUSES			18	10								

TABLE 4. --BACHELOR'S, MASTER'S, AND DOCTOR'S DEGREES CONFERRED IN INSTITUTIONS OF HIGHER EDUCATION, BY SEX OF STUDENT, FIELD OF STUDY, STATE OR OTHER AREA, AND INSTITUTION: AGGREGATE UNITED STATES, 1968-69 --CONTINUED

FIELD OF STUDY, STATE OR OTHER AREA, AND INSTITUTION	BACHELOR'S DEGREES REQUIRING 4 OR 5 YEARS		MASTER'S DEGREES		DOCTOR'S DEGREES (PH.D., ED.D., ETC.)		BACHELOR'S DEGREES REQUIRING 4 OR 5 YEARS		MASTER'S DEGREES		DOCTOR'S DEGREES (PH.D., ED.D., ETC.)		
	1	2	3	4	5	6	7	MEN	WOMEN	MEN	WOMEN	MEN	WOMEN
	(CONTINUED)												
MATHEMATICAL SCIENCES, TOTAL													
ALA UNIV OF SOUTH ALABAMA		8	5										
ALA ALASKA METHODIST UNIV		3	3										
ALAS U OF ALAS ALL CAMPUSES		4		2	1								
ARIZ ARIZONA STATE UNIVERSITY		41	20	16	6	5	2						
ARIZ NORTHERN ARIZONA UNIV		17	5	3	3								
ARIZ UNIVERSITY OF ARIZONA		25	18	25	9	1							
ARK ARKANSAS A & M COLLEGE		4	3										
ARK ARKANSAS A & N COL		25	12										
ARK ARKANSAS COLLEGE		3											
ARK ARKANSAS POLYTECHNIC COL		18	4										
ARK ARK ST UNIV ALL CAMPUSES		27	9	8	2								
ARK COLLEGE OF THE OZARKS		4	1										
ARK HARDING COL MAIN CAMPUS		4	5										
ARK HENDERSON STATE COLLEGE		13	8	2									
ARK HENDRIX COLLEGE		11	1										
ARK JOHN ARON UNIVERSITY		2	1										
ARK LITTLE ROCK UNIVERSITY		5	3										
ARK DIACHITA BAPTIST UNIV		9	2										
ARK PHILANDER SMITH COLLEGE		2	3										
ARK SOUTHERN STATE COLLEGE		4	3										
ARK STATE COLLEGE OF ARK		22	8	3									
ARK UNIV ARK MAIN CAMPUS		18	15	23	6	5	1						
CAL BUTLA COLLEGE		1											
CAL CALIFORNIA BAPTIST COL		1	1										
CAL CALIFORNIA INST OF TECH		22			5	1	9						
CAL CALIFORNIA LUTHERAN COL		6											
CAL CAL ST COL DOMINGUEZ HILLS		2											
CAL CALIF STATE COL FULLERTON		18	4										
CAL CALIFORNIA ST COL HAYWARD		38	11	19	3								
CAL CALIF STATE COL LONG BCH		53	23	7									
CAL CALIF STATE COL LOS ANGLS		60	18	10	4								
CAL CAL ST COL SAN BERNARDINO		4	2										
CAL CAL ST POLY COL POMONA		37	5										
CAL CAL STATE POLY SN LUIS OB		75	19	9	1								
CAL CAL STATE COL SAN JOSE		13	9										
CAL CAL STATE COL SAN JOSE		19	4	1	1								
CAL CAL STATE COL SAN JOSE		6	3										
CAL CAL STATE COL SAN JOSE		29	5	2									
CAL CAL STATE COL SAN JOSE		91	32	22	1								
CAL CAL STATE COL SAN JOSE		59	9	2									
CAL CAL STATE COL SAN JOSE		22	15	2									
CAL CAL STATE COL SAN JOSE		83	28	8	3								
CAL CAL STATE COL SAN JOSE		8	4	3									
CAL CAL STATE COL SAN JOSE		3	5										
CAL CAL STATE COL SAN JOSE		1	1										
CAL CAL STATE COL SAN JOSE		5											
CAL CAL STATE COL SAN JOSE		16	1										
CAL CAL STATE COL SAN JOSE		14	3										
CAL CAL STATE COL SAN JOSE		6	4										
CAL CAL STATE COL SAN JOSE		1	1										



TABLE 4.--BACHELORS, MASTERS, AND DOCTOR'S DEGREES CONFERRED IN INSTITUTIONS OF HIGHER EDUCATION, BY SEX OF STUDENT, FIELD OF STUDY, STATE OR OTHER AREA, AND INSTITUTION: AGGREGATE UNITED STATES, 1968-69 --CONTINUED

FIELD OF STUDY, STATE OR OTHER AREA, AND INSTITUTION	BACHELOR'S DEGREES REQUIRING 4 OR 5 YEARS		MASTER'S DEGREES		DOCTOR'S DEGREES (PH.D., ED.D., ETC.)		BACHELOR'S DEGREES REQUIRING 4 OR 5 YEARS		MASTER'S DEGREES		DOCTOR'S DEGREES (PH.D., ED.D., ETC.)	
	2	3	4	5	6	7	2	3	4	5	6	7
	MEN	WOMEN	MEN	WOMEN	MEN	WOMEN	MEN	WOMEN	MEN	WOMEN	MEN	WOMEN
(CONTINUED)												
MATHEMATICAL SCIENCES, TOTAL												
CONN NEW HAVEN COLLEGE	4	-	-	-	-	-	-	22	29	5	4	-
CONN SACRED HEART UNIVERSITY	10	3	-	-	-	-	5	3	23	8	2	-
CONN ST. JOSEPH COLLEGE	-	6	1	4	-	-	28	7	4	-	-	-
CONN SOUTHERN CONN STATE COL	19	4	6	2	-	-	7	4	-	-	-	-
CONN TRINITY COLLEGE	15	4	2	2	-	-	13	-	-	-	-	-
CONN UNIVERSITY OF BRIDGEPORT	8	11	2	2	-	-	4	6	-	-	-	-
CONN UNIV CONN ALL CAMPUSES	50	27	4	2	7	-	6	2	-	-	-	-
CONN UNIVERSITY OF HARTFORD	15	3	1	1	-	-	4	6	-	-	-	-
CONN WESTERN UNIVERSITY	15	7	24	10	4	-	7	16	-	-	-	-
CONN WESTERN CONN ST COLLEGE	11	7	-	-	-	-	1	1	-	-	-	-
CONN YALE UNIVERSITY	16	1	14	1	9	-	5	5	-	-	-	-
DEL DELAWARE STATE COLLEGE	8	1	-	-	-	-	-	7	-	-	-	-
DEL UNIVERSITY OF DELAWARE	24	25	13	3	2	-	4	4	-	-	-	-
D C AMERICAN UNIVERSITY	12	2	5	2	2	-	7	16	-	-	-	-
D C CATHOLIC UNIV OF AMERICA	5	3	3	6	5	1	-	1	-	-	-	-
D C TEACHERS COLLEGE	6	2	2	2	2	-	4	7	-	-	-	-
D C DUMFRIES COL HOLY CROSS	9	-	-	-	-	-	3	2	-	-	-	-
D C GALLAUDET COLLEGE	7	6	-	-	-	-	45	64	11	12	8	1
D C GEORGETOWN UNIVERSITY	8	-	1	-	2	-	11	13	-	-	-	-
D C GEORGE WASHINGTON UNIV	11	9	7	2	2	-	4	7	-	-	-	-
D C HOWARD UNIVERSITY	12	8	4	1	-	-	4	7	-	-	-	-
D C TRINITY COLLEGE	-	21	-	-	-	-	3	2	-	-	-	-
FLA BARRY COLLEGE	-	2	-	-	-	-	8	1	-	-	-	-
FLA BETHUNE-COOKMAN COLLEGE	3	3	-	-	-	-	30	40	5	-	-	-
FLA RISKYVALE COLLEGE INC	3	-	-	-	-	-	7	7	-	-	-	-
FLA FLORIDA INST OF TECH	11	1	9	-	-	-	9	2	-	-	-	-
FLA FLORIDA PRESBYTERIAN COL	4	3	-	-	-	-	17	5	2	-	-	-
FLA FLORIDA SOUTHERN COLLEGE	21	9	-	-	-	-	2	-	-	-	-	-
FLA JACKSONVILLE UNIVERSITY	16	2	6	1	-	-	11	4	2	-	-	-
FLA ROLLINS COL ALL CAMPUSES	2	2	6	1	-	-	21	4	2	-	-	-
FLA ST LEO COLLEGE	1	1	-	-	-	-	19	5	-	-	-	-
FLA FLORIDA A & M UNIVERSITY	38	9	-	-	-	-	3	1	-	-	-	-
FLA FLORIDA ATLANTIC UNIV	19	12	-	-	-	-	-	4	-	-	-	-
FLA FLORIDA STATE UNIVERSITY	48	52	32	6	18	1	11	3	-	-	-	-
FLA UNIVERSITY OF FLORIDA	11	47	8	7	3	-	22	6	-	-	-	-
FLA UNIV OF SOUTH FLORIDA	34	35	1	1	-	-	14	13	4	4	-	-
FLA UNIV OF WEST FLORIDA	13	7	-	-	-	-	-	17	-	-	-	-
FLA STIFTON UNIVERSITY	9	7	2	1	1	-	30	7	8	-	-	-
FLA UNIVERSITY OF MIAMI	27	11	10	3	1	-	36	19	9	4	-	-
FLA UNIVERSITY OF TAMPA	6	1	-	-	-	-	7	1	-	-	-	-
GA AGNES SCOTT COLLEGE	-	13	-	-	-	-	6	1	-	-	-	-
GA ALBANY STATE COLLEGE	3	2	-	-	-	-	4	1	-	-	-	-
GA ARMSTRONG STATE COLLEGE	2	4	-	-	-	-	7	2	-	-	-	-
GA ATLANTA UNIVERSITY	17	4	8	7	-	-	9	7	-	-	-	-
GA AUGUSTA COLLEGE	6	5	-	-	-	-	36	19	9	4	-	-
GA BERRY COLLEGE	5	4	-	-	-	-	7	1	-	-	-	-
GA CLARK COLLEGE	5	4	-	-	-	-	6	1	-	-	-	-
GA COVINGTON COLLEGE	1	1	-	-	-	-	7	2	-	-	-	-
GA EMORY UNIV ALL CAMPUSES	13	15	4	4	3	3	7	7	-	-	-	-
GA FORT VALLEY STATE COLLEGE	13	10	1	1	-	-	12	16	3	3	-	-
GA GEORGIA COLLEGE	2	11	-	-	-	-	5	5	-	-	-	-
GA GA INST TECH MAIN CAMPUS	23	3	5	2	1	-	4	3	-	-	-	-
ILL MONMOUTH COLLEGE	-	-	-	-	-	-	1	3	-	-	-	-
ILL *UNDELFIN COLLEGE	-	-	-	-	-	-	20	20	-	-	-	-

INSTITUTIONS OF HIGHER EDUCATION, BY SEX OF STUDENT, FIELD OF STUDY, STATE OR OTHER AREA, AND INSTITUTION: AGGREGATE UNITED STATES, 1968-69 --CONTINUED

FIELD OF STUDY, STATE OR OTHER AREA, AND INSTITUTION	BACHELOR'S DEGREES REQUIRING 4 OR 5 YEARS		MASTER'S DEGREES		DOCTOR'S DEGREES (PH.D., ED.D., ETC.)		BACHELOR'S DEGREES REQUIRING 4 OR 5 YEARS		MASTER'S DEGREES		DOCTOR'S DEGREES (PH.D., ED.D., ETC.)			
	1	2	3	4	5	6	7	1	2	3	4	5	6	7
	MEN	WOMEN	MEN	WOMEN	MEN	WOMEN	MEN	WOMEN	MEN	WOMEN	MEN	WOMEN	MEN	WOMEN
MATHEMATICAL SCIENCES, TOTAL (CONTINUED)														
ILL NORTH CENTRAL COLLEGE	4	6		16	23									
ILL NORTHEASTERN ILL ST COL	16	25												
ILL NORTHERN ILLINDIS UNIV	70	35		12	4									
ILL NORTH PARK COL & THEO SEM	18	7		29	20	2								
ILL NORTHWESTERN UNIVERSITY	16	16												
ILL CLIVET NAZARENE COLLEGE	4	7												
ILL PRINCETIA COLLEGE	7	3												
ILL QUINCY COLLEGE	6	1												
ILL ROCKFORD COLLEGE	3	1												
ILL ROOSEVELT UNIVERSITY	28	10												
ILL ROSARY COLLEGE		19												
ILL ST DOMINIC COLLEGE		3												
ILL ST PROCRAPTUS COLLEGE	16	1												
ILL ST XAVIER COLLEGE		17												
ILL SMITHSON ILL U MAIN CAMPUS	65	18		6	2	1								
ILL STHRN ILL U FORWARDSVL CAM	36	3		6	1									
ILL TRINITY COLLEGE	2													
ILL UNIVERSITY OF CHICAGO	28	10		66	9	17								
ILL UNIV OF ILL URBANA CAMPUS	92	83		89	64	23								
ILL UNIV ILL CHICAGO CIRCLE	46	42		12	3									
ILL WESTERN ILLINOIS UNIV	34	23		6	1									
ILL WHEATON COLLEGE	11	9												
IND ANDERSON COLLEGE	10	5												
IND BALL STATE UNIVERSITY	19	24		15	6									
IND BUTLER UNIVERSITY	6	6												
IND DEPAUL UNIVERSITY	18	9		5	2									
IND EARHAM COL ALL CAMPUSES	2			1										
IND FRANKLIN COL OF INDIANA	3	1												
IND GOSHEN COL & BIRLICAL SEM	8	3												
IND GRACE THEOL SEM & COL	3													
IND HANOVER COLLEGE	8	9												
IND HUNTINGTON COLLEGE	3													
IND INDIANA CENTRAL COLLEGE	15	2												
IND INDIANA INSTITUTE OF TECH	12													
IND INDIANA STATE UNIVERSITY	41	19		19	4									
IND INDIANA UNIV ALL CAMPUSES	62	39		27	11	6								
IND MANCHESTER COLLEGE	14	6												
IND MARIAN COL INDIANAPOLIS	5	4												
IND MARIAN COLLEGE MARION	3													
IND OAKLAND CITY COLLEGE	6	1												
IND PURDUE UNIV MAIN CAMPUS	91	62		64	21	18								
IND PURDUE UNIV CALUMET CAMPUS	4	2		10	4									
IND PURDUE UNIV FT WAYNE	2			2	3									
IND PURDUE UNIV INDIANAPOLIS REG CAMPUS		1												
IND RUSE POLYTECHNIC INST	21	4		3										
IND ST BENEDICT COLLEGE	1													
IND ST FRANCIS COLLEGE	7	2		20	12									
IND ST JOSEPH COL MAIN CAMPUS	19	1												
IND ST JOS COL CALUMET CAMPUS	10	1												
IND ST MARYS COLLEGE		10												
IND ST MARY OF THE WOODS COL		11												
IND TAYLOR UNIVERSITY	10	4												

TABLE 6. --BACHELOR'S, MASTER'S, AND DOCTOR'S DEGREES CONFERRED IN INSTITUTIONS OF HIGHER EDUCATION, BY SEX OF STUDENT, FIELD OF STUDY, STATE OR OTHER AREA, AND INSTITUTION: AGGREGATE UNITED STATES, 1968-69 --CONTINUED

FIELD OF STUDY, STATE OR OTHER AREA, AND INSTITUTION	BACHELOR'S DEGREES REQUIRING 4 OR 5 YEARS		MASTER'S DEGREES		DOCTOR'S DEGREES (PH.D., ED.D., ETC.)		BACHELOR'S DEGREES REQUIRING 4 OR 5 YEARS		MASTER'S DEGREES		DOCTOR'S DEGREES (PH.D., ED.D., ETC.)	
	2	3	4	5	6	7	2	3	4	5	6	7
	MEN		WOMEN		MEN		WOMEN		MEN		WOMEN	
(CONTINUED)												
MATHEMATICAL SCIENCES, TOTAL												
MASS SPRINGFIELD COLLEGE	7	12	-	-	-	-	-	-	-	-	-	-
MASS STONEHILL COLLEGE	5	-	-	-	-	-	-	-	-	-	-	-
MASS SUFFOLK UNIV ALL CAMPUSES	5	-	-	-	-	-	-	-	-	-	-	-
MASS TUFTS UNIVERSITY	18	12	2	-	-	-	-	-	12	2	-	-
MASS UNIV MASS AMHERST CAMPUS	42	35	11	4	6	-	-	-	32	14	-	-
MASS UNIV MASS BOSTON CAMPUS	23	7	-	-	-	-	-	-	5	-	-	-
MASS WELLESLEY COLLEGE	-	11	-	-	-	-	-	-	-	-	-	-
MASS WESTERN NEW ENGLAND COL	5	7	-	-	-	-	-	-	1	1	-	-
MASS WHEATON COLLEGE	-	6	-	-	-	-	-	-	-	-	-	-
MASS WILLIAMS COLLEGE	6	-	-	-	-	-	-	-	-	-	-	-
MASS WORCESTER POLY INSTITUTE	27	6	-	-	-	-	-	-	100	26	11	2
MICH ADRIAN COLLEGE	6	2	-	-	-	-	-	-	14	3	-	-
MICH ALBION COLLEGE	7	6	-	-	-	-	-	-	29	7	-	-
MICH ALMA COLLEGE	5	2	-	-	-	-	-	-	5	8	-	-
MICH ANDREWS UNIVERSITY	4	4	2	-	-	-	-	-	12	6	-	-
MICH AQUINAS COLLEGE	4	3	-	-	-	-	-	-	12	5	4	-
MICH CALVIN COLLEGE	30	5	-	-	-	-	-	-	1	1	-	-
MICH CENTRAL MICHIGAN UNIV	67	44	26	5	-	-	-	-	21	7	1	-
MICH DETROIT INSTITUTE OF TECH	14	14	-	-	-	-	-	-	12	5	-	-
MICH EASTERN MICHIGAN UNIV	40	15	11	1	-	-	-	-	7	6	-	-
MICH FERRIS STATE COLLEGE	16	3	-	-	-	-	-	-	12	5	4	-
MICH GRAND VALLEY STATE COL	12	9	-	-	-	-	-	-	1	2	-	-
MICH HILLSDALE COLLEGE	4	2	-	-	-	-	-	-	21	7	1	-
MICH HOPE COLLEGE	8	8	-	-	-	-	-	-	12	5	-	-
MICH KALAMAZOO COLLEGE	7	4	-	-	-	-	-	-	12	6	-	-
MICH MADONNA COLLEGE	5	5	-	-	-	-	-	-	12	5	4	-
MICH MARYGROVE COLLEGE	-	24	-	-	-	-	-	-	1	2	-	-
MICH MERCY COLLEGE OF DETROIT	112	3	-	-	-	-	-	-	28	24	-	-
MICH MICH ST UNIV ALL CAMPUSES	20	10	3	1	-	-	-	-	1	2	-	-
MICH MICH TECH U MAIN CAMPUS	6	6	-	-	-	-	-	-	4	4	-	-
MICH NAZARETH COLLEGE	29	23	11	4	-	-	-	-	7	11	-	-
MICH NORTHERN MICHIGAN UNIV	21	10	9	-	-	-	-	-	33	26	9	1
MICH OAKLAND UNIVERSITY	2	1	-	-	-	-	-	-	36	20	7	-
MICH OLIVET COLLEGE	3	1	-	-	-	-	-	-	1	1	-	-
MICH SAGINAW VALLEY COLLEGE	11	11	-	-	-	-	-	-	6	6	-	-
MICH SIENA HEIGHTS COLLEGE	7	2	-	-	-	-	-	-	31	-	-	-
MICH SPRING ARBOR COLLEGE	23	2	-	-	-	-	-	-	4	-	-	-
MICH UNIVERSITY OF DETROIT	23	25	16	21	-	-	-	-	4	5	-	-
MICH UNIVERSITY OF MICHIGAN	114	70	66	25	26	-	-	-	-	-	-	-
MICH WAYNE STATE UNIVERSITY	55	30	49	12	3	-	-	-	8	2	-	-
MICH WESTERN MICHIGAN UNIV	44	33	54	11	-	-	-	-	10	16	2	-
MINN AUGSBURG COLLEGE	14	2	-	-	-	-	-	-	29	16	7	-
MINN BEMIDJI STATE COLLEGE	24	7	3	-	-	-	-	-	18	7	-	-
MINN BETHEL COLLEGE % SEMINARY	9	1	-	-	-	-	-	-	5	5	-	-
MINN CARLETON COLLEGE	15	4	-	-	-	-	-	-	9	-	-	-
MINN COLLEGE OF ST CATHERINE	-	5	-	-	-	-	-	-	-	-	-	-
MINN COLLEGE OF ST TERESA	-	8	-	-	-	-	-	-	8	8	-	-
MINN COLLEGE OF ST THOMAS	20	5	-	-	-	-	-	-	37	17	3	-
MINN CONCORDIA COL MORRHEAD	17	5	-	-	-	-	-	-	-	2	-	-
MINN GUSTAVUS ADOLPHUS COLLEGE	11	9	-	-	-	-	-	-	29	22	-	-
MINN HAMLINE UNIVERSITY	6	4	-	-	-	-	-	-	2	3	-	-
MO SOUTHWEST MISSOURI ST COL	29	11	-	-	-	-	-	-	11	11	2	-
MO TARKIO COLLEGE	6	1	-	-	-	-	-	-	6	1	-	-
MO UNIV MISSOURI AT COLUMBIA	61	32	-	-	-	-	-	-	61	32	8	-

TABLE 4.--BACHELOR'S, MASTER'S, AND DOCTOR'S DEGREES CONFERRED IN INSTITUTIONS OF HIGHER EDUCATION, BY SEX OF STUDENT, FIELD OF STUDY, STATE OR OTHER AREA, AND INSTITUTION: AGGREGATE UNITED STATES, 1968-69 --CONTINUED

FIELD OF STUDY, STATE OR OTHER AREA, AND INSTITUTION	BACHELOR'S DEGREES REQUIRING 4 OR 5 YEARS		MASTER'S DEGREES		DOCTOR'S DEGREES (PH.D., ED.D., ETC.)		BACHELOR'S DEGREES REQUIRING 4 OR 5 YEARS		MASTER'S DEGREES		DOCTOR'S DEGREES (PH.D., ED.D., ETC.)			
	1	2	3	4	5	6	7	1	2	3	4	5	6	7
	MEN	WOMEN	MEN	WOMEN	MEN	WOMEN	MEN	WOMEN	MEN	WOMEN	MEN	WOMEN	MEN	WOMEN
MATHEMATICAL SCIENCES, TOTAL (CONTINUED)														
MO UNIV MISSOURI AT KANS CITY	17	9	2	1	1	1	1	2	3	3	3	3	3	1
MO UNIV MISSOURI AT ROLLA	16	2	7	7	7	7	7	37	48	48	5	5	7	7
MO UNIV MISSOURI AT ST LOUIS	10	14	4	4	4	4	4	17	33	33	7	7	6	6
MO WASHINGTON UNIVERSITY	32	10	4	4	4	4	4	3	21	21	16	16	9	9
MO WEBSTER COLLEGE	2	8	12	12	12	12	12	3	3	3	3	3	3	3
MO WESTMINSTER COLLEGE	2	2	2	2	2	2	2	3	3	3	3	3	3	3
MO WILLIAM JEWELL COLLEGE	7	1	1	1	1	1	1	54	86	86	46	46	18	18
MO WILLIAM WOODS COLLEGE	4	1	1	1	1	1	1	38	2	2	5	5	2	2
MO CARROLL COLLEGE	4	1	1	1	1	1	1	30	6	6	1	1	1	1
MO COLLEGE OF GREAT FALLS	5	1	1	1	1	1	1	3	3	3	3	3	3	3
MO EASTERN MONTANA COLLEGE	7	2	2	2	2	2	2	15	16	16	4	4	4	4
MO MONTANA STATE UNIVERSITY	26	14	7	7	7	7	7	9	7	7	7	7	7	7
MO MONTANA STATE UNIVERSITY	4	1	1	1	1	1	1	3	1	1	1	1	1	1
MO NORTHERN MONTANA COLLEGE	1	1	1	1	1	1	1	1	1	1	1	1	1	1
MO ROCKY MOUNTAIN COLLEGE	12	9	13	13	13	13	13	23	4	4	6	6	1	1
MO UNIV OF MONTANA	7	9	7	7	7	7	7	10	8	8	3	3	1	1
MO WESTERN MONTANA COLLEGE	14	5	7	7	7	7	7	19	6	6	10	10	9	9
NEBR CHADRON STATE COLLEGE	19	23	3	3	3	3	3	6	2	2	2	2	2	2
NEBR COLLEGE OF ST MARY	18	6	4	4	4	4	4	14	8	8	17	17	3	3
NEBR CONCORDIA TEACHERS COL	2	4	4	4	4	4	4	3	3	3	3	3	3	3
NEBR CREIGHTON UNIVERSITY	8	4	4	4	4	4	4	14	8	8	17	17	3	3
NEBR DANA COLLEGE	10	3	3	3	3	3	3	11	7	7	3	3	3	3
NEBR DOANE COLLEGE	10	3	3	3	3	3	3	8	8	8	8	8	8	8
NEBR HASTINGS COLLEGE	3	3	3	3	3	3	3	18	4	4	11	11	11	11
NEBR HIRSH SCOTT COLLEGE	3	3	3	3	3	3	3	110	50	50	9	9	19	19
NEBR JOHN F KENNEDY COLLEGE	3	3	3	3	3	3	3	138	33	33	30	30	5	5
NEBR KEARNEY STATE COLLEGE	8	12	2	2	2	2	2	17	17	17	35	35	23	23
NEBR MIDLAND LUTHERAN COLLEGE	10	3	3	3	3	3	3	11	7	7	3	3	3	3
NEBR NEBRASKA WESTERN UNIV	6	5	5	5	5	5	5	4	4	4	11	11	11	11
NEBR PERU STATE COLLEGE	7	2	2	2	2	2	2	4	4	4	10	10	10	10
NEBR UNION COLLEGE	4	2	2	2	2	2	2	56	31	31	10	10	17	17
NEBR UNIV NEBRASKA MAIN CAMPUS	46	28	12	12	12	12	12	4	4	4	5	5	2	2
NEBR UNIV NEBRASKA AT OMAHA	12	3	3	3	3	3	3	19	6	6	6	6	6	6
NEBR UNIV NEBRASKA AT OMAHA	21	3	3	3	3	3	3	20	17	17	1	1	1	1
NEV HAYNE STATE COLLEGE	7	7	4	4	4	4	4	32	21	21	18	18	12	12
NEV NEVADA SOUTHERN UNIV	13	4	4	4	4	4	4	17	17	17	3	3	3	3
NEV UNIVERSITY OF NEVADA	16	1	1	1	1	1	1	2	2	2	2	2	2	2
NH BELKNAP COLLEGE	45	1	1	1	1	1	1	3	3	3	3	3	3	3
NH DARTMOUTH COLLEGE	2	5	5	5	5	5	5	17	17	17	1	1	1	1
NH NEW ENGLAND COLLEGE	11	12	5	5	5	5	5	14	14	14	11	11	11	11
NH NOTRE DAME COLLEGE	9	9	9	9	9	9	9	6	6	6	6	6	6	6
NH RIVER FALLS COLLEGE	16	24	21	21	21	21	21	34	14	14	11	11	11	11
NH ST ANSELMS COLLEGE	24	5	5	5	5	5	5	6	6	6	10	10	10	10
NH UNIV OF NEW HAMPSHIRE	9	11	11	11	11	11	11	37	29	29	18	18	10	10
NH UNIV OF N H KEENE ST COL	11	12	5	5	5	5	5	11	11	11	31	31	7	7
NH UNIV N H PLYMOUTH ST COL	4	22	22	22	22	22	22	6	6	6	1	1	1	1
NH BLOOMFIELD COLLEGE	3	3	3	3	3	3	3	14	14	14	14	14	14	14
NH CALDWELL COL FOR WOMEN	3	3	3	3	3	3	3	11	11	11	11	11	11	11
NH COLLEGE OF ST ELIZABETH	3	3	3	3	3	3	3	9	9	9	9	9	9	9
NH DREW UNIVERSITY	50	22	22	22	22	22	22	6	6	6	7	7	7	7
NH FAIRBANK DICKSON U ALL CAM	7	14	14	14	14	14	14	17	10	10	3	3	3	3
NH GEORGIAN COURT COLLEGE	7	14	14	14	14	14	14	17	10	10	3	3	3	3
NH GLASSBORO STATE COLLEGE	30	15	15	15	15	15	15	10	10	10	10	10	10	10
NH JERSEY CITY STATE COLLEGE	15	15	15	15	15	15	15	19	19	19	19	19	19	19

TABLE 4. ---BACHELOR'S, MASTER'S, AND DOCTOR'S DEGREES CONFERRED IN INSTITUTIONS OF HIGHER EDUCATION, BY SEX OF STUDENT, FIELD OF STUDY, STATE OR OTHER AREA, AND INSTITUTION: AGGREGATE UNITED STATES, 1968-69 --CONTINUED

FIELD OF STUDY, STATE OR OTHER AREA, AND INSTITUTION	BACHELOR'S DEGREES REQUIRING 4 OR 5 YEARS		MASTER'S DEGREES		DOCTOR'S DEGREES (PH.D., ED.D., ETC.)		BACHELOR'S DEGREES REQUIRING 4 OR 5 YEARS		MASTER'S DEGREES		DOCTOR'S DEGREES (PH.D., ED.D., ETC.)	
	Men	Women	Men	Women	Men	Women	Men	Women	Men	Women	Men	Women
	2	3	4	5	6	7	2	3	4	5	6	7
MATHEMATICAL SCIENCES, TOTAL (CONTINUED)												
N Y ITHACA COLLEGE	6	9	-	-	-	-	16	32	9	3	-	-
N Y KEUCA COLLEGE	-	8	-	-	-	-	32	17	21	4	7	1
N Y KINGS COLLEGE	4	1	-	-	-	-	16	7	-	-	-	-
N Y LADYCLIFF COLLEGE	12	8	-	-	-	-	19	-	-	-	-	-
N Y LE MOYNE COLLEGE	18	8	-	-	-	-	16	10	26	3	5	1
N Y LG 15 U MERRIMETHAMPTON CAM	5	3	-	-	-	-	-	20	-	-	-	-
N Y LG 15 U SOUTHAMPTON COL	-	5	-	-	-	-	-	9	2	-	-	-
N Y LG 15 U UNIV CENTER	23	5	-	-	-	-	30	9	14	4	4	-
N Y MANHATTAN COLLEGE	52	20	5	3	-	-	25	27	5	2	-	-
N Y MANHATTANVILLE COLLEGE	45	1	-	-	-	-	7	4	-	-	-	-
N Y MARYMOUNT COLLEGE	-	10	-	-	-	-	16	5	-	-	-	-
N Y MARYMOUNT MANHATTAN COL	-	7	-	-	-	-	15	3	-	-	-	-
N Y MERCY COLLEGE	-	5	-	-	-	-	3	2	-	-	-	-
N Y MOLLOY CATH COL ALL CAM	-	5	-	-	-	-	10	10	-	-	-	-
N Y MOUNT ST MARY COLLEGE	-	3	-	-	-	-	16	4	-	-	-	-
N Y NAZARETH COL OF ROCHESTER	-	6	-	-	-	-	15	3	-	-	-	-
N Y NEW YORK UNIVERSITY	48	26	114	42	29	1	12	6	-	-	-	-
N Y NIAGARA UNIV ALL CAMPUSES	10	2	-	-	-	-	33	22	30	5	3	-
N Y NOTRE DAME COL STATEN IS	1	4	-	-	-	-	36	31	3	-	-	-
N Y PACE COLLEGE MATH CAMPUS	43	4	8	1	5	-	5	1	-	-	-	-
N Y POLYTECHNIC INST BROOKLYN	7	1	-	-	-	-	12	6	-	-	-	-
N Y PRATT INSTITUTE	18	1	8	1	7	-	3	7	-	-	-	-
N Y RENSSELAER POLY MAIN CAM	-	17	1	1	7	-	4	11	-	-	-	-
N Y RENSSELAER POLY INST CONN	-	2	-	-	-	-	5	8	-	-	-	-
N Y ROBERTS WESLEYAN COLLEGE	4	3	-	-	-	-	18	11	-	-	-	-
N Y ROCHESTER INST TECHNOLOGY	5	-	18	-	-	-	18	13	-	-	-	-
N Y ROCKEFELLER UNIVERSITY	-	14	-	-	2	-	2	1	-	-	-	-
N Y ROSARY HILL COLLEGE	13	12	-	-	-	-	-	5	-	-	-	-
N Y ST DONAVENTURE UNIVERSITY	23	2	-	-	-	-	-	15	-	-	-	-
N Y ST FRANCIS COLLEGE	12	-	-	-	-	-	6	4	-	-	-	-
N Y ST JOHN FISHER COL INC	-	-	-	-	-	-	6	4	-	-	-	-
N Y ST JOHNS UNIVERSITY	46	20	5	1	-	-	-	15	-	-	-	-
N Y ST JOSEPHS COL FOR WOMEN	9	9	-	-	-	-	2	2	-	-	-	-
N Y ST LAURENCE UNIVERSITY	20	17	-	-	-	-	4	4	-	-	-	-
N Y ST THOMAS AQUINAS COLLEGE	2	2	-	-	-	-	10	8	-	-	-	-
N Y STENA COLLEGE	11	-	-	-	-	-	15	5	-	-	-	-
N Y SKIDMORE COL ALL CAMPUSES	-	10	-	-	-	-	2	10	-	-	-	-
N Y SUNY STATE UNIV ALBANY	49	54	9	4	-	-	5	3	-	-	-	-
N Y SUNY STATE UNIV BINGHAMTH	19	11	4	2	-	-	76	24	40	3	14	-
N Y SUNY ST U BUFFALO MAIN CAM	48	25	27	11	5	-	65	38	15	11	6	1
N Y SUNY HEALTH SCI CTR BUFLN	-	-	1	1	-	-	14	14	-	-	-	-
N Y SUNY ST U STONY BRK MAIN	32	32	8	1	3	-	2	48	1	7	-	-
N Y SUNY COLLEGE BROCKPORT	54	30	11	8	-	-	21	16	4	-	-	-
N Y SUNY COLLEGE BUFFALO	22	34	10	9	-	-	13	9	-	-	-	-
N Y SUNY COLLEGE CORTLAND	34	57	2	2	-	-	11	4	-	-	-	-
N Y SUNY COLLEGE FREDONIA	11	7	5	1	-	-	13	9	-	-	-	-
N Y SUNY COLLEGE GENESEE	27	15	6	1	-	-	11	4	-	-	-	-
N Y SUNY COLLEGE NEW PALTZ	23	20	10	4	-	-	14	5	-	-	-	-
N Y SUNY COLLEGE ONEONTA	31	44	2	-	-	-	6	1	-	-	-	-
N Y SUNY COLLEGE OSWEGO	14	20	3	1	-	-	7	1	-	-	-	-
N Y SUNY COLLEGE PLATTSBURGH	35	26	2	1	-	-	16	5	7	1	-	-
N Y SUNY COLLEGE PLATTSBURGH	-	-	-	-	-	-	38	15	7	-	-	-



TABLE 4. ---BACHELOR'S, MASTER'S, AND DOCTOR'S DEGREES CONFERRED IN INSTITUTIONS OF HIGHER EDUCATION, BY SEX OF STUDENT, FIELD OF STUDY, STATE OR OTHER AREA, AND INSTITUTION: AGGREGATE UNITED STATES, 1968-69 ---CONTINUED

FIELD OF STUDY, STATE OR OTHER AREA, AND INSTITUTION	BACHELOR'S DEGREES REQUIRING 4 OR 5 YEARS		MASTER'S DEGREES		DOCTOR'S DEGREES (PH.D., ED.D., ETC.)		MATHEMATICAL SCIENCES, TOTAL	FIELD OF STUDY, STATE OR OTHER AREA, AND INSTITUTION	BACHELOR'S DEGREES REQUIRING 4 OR 5 YEARS		MASTER'S DEGREES		DOCTOR'S DEGREES (PH.D., ED.D., ETC.)			
	1	2	3	4	5	6			7	1	2	3	4	5	6	7
	MEN	WOMEN	MEN	WOMEN	MEN	WOMEN			MEN	WOMEN	MEN	WOMEN	MEN	WOMEN	MEN	WOMEN
(CONTINUED)																
PA GETTYSBURG COLLEGE	18	5	—	—	—	—	—	PA VILLANOVA UNIVERSITY	24	5	28	15	—	—		
PA GROVE CITY COLLEGE	24	15	—	—	—	—	—	PA WASHINGTON JEFFERSON COL	5	—	—	—	—	—		
PA GWYNEDD-MERCY COLLEGE	—	6	—	—	—	—	—	PA WAYNESBURG COLLEGE	8	4	—	—	—	—		
PA HAVENFORD COLLEGE	3	—	—	—	—	—	—	PA WESTMINSTER COLLEGE	30	7	—	—	—	—		
PA HOLY FAMILY COLLEGE	—	7	—	—	—	—	—	PA WILKES COLLEGE	17	7	—	—	—	—		
PA IMMACULATA COLLEGE	—	17	—	—	—	—	—	PA WILSON COLLEGE	—	3	—	—	—	—		
PA INDIANA U OF PA ALL CAM	87	81	16	5	—	—	—	R I BARRINGTON COLLEGE	—	—	—	—	—	—		
PA JUNIATA COLLEGE	5	2	—	—	—	—	—	R I BROWN UNIVERSITY	43	11	20	10	21	1		
PA KINGS COLLEGE	16	—	—	—	—	—	—	R I PROVIDENCE COLLEGE	26	—	—	—	—	—		
PA LAFAYETTE COLLEGE	12	—	—	—	—	—	—	R I RHODE ISLAND COLLEGE	11	14	10	10	—	—		
PA LA ROCHE COLLEGE	—	3	—	—	—	—	—	R I SALVE REGIM COLLEGE	—	13	—	—	—	—		
PA LA SALLE COLLEGE	28	—	—	—	—	—	—	R I UNIV R I ALL CAMPUSES	12	18	5	2	—	—		
PA LEBANON VALLEY COLLEGE	6	—	—	—	—	—	—	S C ALLEN UNIVERSITY	4	—	—	—	—	—		
PA LEHIGH UNIVERSITY	25	—	9	1	—	—	—	S C BENEDICT COLLEGE	10	12	—	—	—	—		
PA LINCOLN UNIVERSITY	10	—	—	—	—	—	—	S C BAPTIST COL OF CHARLESTON	10	2	—	—	—	—		
PA LYCOMING COLLEGE	14	8	2	1	—	—	—	S C CITADEL MILITARY COL S C	14	—	—	—	—	—		
PA MARYWOOD COLLEGE	—	25	—	—	—	—	—	S C GLEASON UNIV ALL CAMPUSES	21	3	12	2	5	—		
PA MARYWOOD COLLEGE	—	25	—	—	—	—	—	S C COOPER COLLEGE FOR WOMEN	—	4	—	—	—	—		
PA MARYWOOD COLLEGE	—	25	—	—	—	—	—	S C COLLEGE OF CHARLESTON	3	2	—	—	—	—		
PA MARYWOOD COLLEGE	—	25	—	—	—	—	—	S C COLUMBIA COLLEGE	—	3	—	—	—	—		
PA MARYWOOD COLLEGE	—	25	—	—	—	—	—	S C CONVERSE COLLEGE	—	9	—	—	—	—		
PA MARYWOOD COLLEGE	—	25	—	—	—	—	—	S C ERSKINE COLLEGE	4	2	—	—	—	—		
PA MARYWOOD COLLEGE	—	25	—	—	—	—	—	S C FURMAN UNIVERSITY	8	8	—	—	—	—		
PA MARYWOOD COLLEGE	—	25	—	—	—	—	—	S C LIMESTONE COLLEGE	3	5	—	—	—	—		
PA MARYWOOD COLLEGE	—	25	—	—	—	—	—	S C MORRIS COLLEGE	5	3	—	—	—	—		
PA MARYWOOD COLLEGE	—	25	—	—	—	—	—	S C NEWBERRY COLLEGE	7	8	—	—	—	—		
PA MARYWOOD COLLEGE	—	25	—	—	—	—	—	S C PRESBYTERIAN COLLEGE	3	3	—	—	—	—		
PA MARYWOOD COLLEGE	—	25	—	—	—	—	—	S C SOUTH CAROLINA ST COLLEGE	20	1	—	—	—	—		
PA MARYWOOD COLLEGE	—	25	—	—	—	—	—	S C UNIV S C ALL CAMPUSES	19	18	32	8	3	—		
PA MARYWOOD COLLEGE	—	25	—	—	—	—	—	S C VANDERBILT COLLEGE	7	3	—	—	—	—		
PA MARYWOOD COLLEGE	—	25	—	—	—	—	—	S C WINTHROP COLLEGE	—	27	—	—	—	—		
PA MARYWOOD COLLEGE	—	25	—	—	—	—	—	S C WOFFORD COLLEGE	13	—	—	—	—	—		
PA MARYWOOD COLLEGE	—	25	—	—	—	—	—	S D AUGUSTANA COLLEGE	20	5	—	—	—	—		
PA MARYWOOD COLLEGE	—	25	—	—	—	—	—	S D BLACK HILLS STATE COLLEGE	10	1	—	—	—	—		
PA MARYWOOD COLLEGE	—	25	—	—	—	—	—	S D DAKOTA WESLEYAN UNIV	3	1	—	—	—	—		
PA MARYWOOD COLLEGE	—	25	—	—	—	—	—	S D GEN BEADLE STATE COLLEGE	8	—	—	—	—	—		
PA MARYWOOD COLLEGE	—	25	—	—	—	—	—	S D HURON COLLEGE	1	2	—	—	—	—		
PA MARYWOOD COLLEGE	—	25	—	—	—	—	—	S D HUNTER HARTY COLLEGE	—	6	—	—	—	—		
PA MARYWOOD COLLEGE	—	25	—	—	—	—	—	S D MICHIGAN STATE COLLEGE	21	8	—	—	—	—		
PA MARYWOOD COLLEGE	—	25	—	—	—	—	—	S D SIMON FALLS COLLEGE	8	2	—	—	—	—		
PA MARYWOOD COLLEGE	—	25	—	—	—	—	—	S D S DAK SCH MINES & TECH	4	5	2	2	—	—		
PA MARYWOOD COLLEGE	—	25	—	—	—	—	—	S D SOUTH DAKOTA STATE UNIV	20	9	—	—	—	—		
PA MARYWOOD COLLEGE	—	25	—	—	—	—	—	S D SOUTHERN STATE COLLEGE	4	—	—	—	—	—		
PA MARYWOOD COLLEGE	—	25	—	—	—	—	—	S D UNIVERSITY SOUTH DAKOTA	29	12	17	6	—	—		
PA MARYWOOD COLLEGE	—	25	—	—	—	—	—	S D YANNTON COLLEGE	9	1	—	—	—	—		
PA MARYWOOD COLLEGE	—	25	—	—	—	—	—	TENN AUSTIN PEAY STATE UNIV	13	1	1	1	—	—		
PA MARYWOOD COLLEGE	—	25	—	—	—	—	—	TENN BETHEL COLLEGE	3	2	—	—	—	—		
PA MARYWOOD COLLEGE	—	25	—	—	—	—	—	TENN CARSON NEWMAN COLLEGE	17	8	—	—	—	—		
PA MARYWOOD COLLEGE	—	25	—	—	—	—	—	TENN CHRISTIAN ARCHERS COL	6	—	—	—	—	—		
PA MARYWOOD COLLEGE	—	25	—	—	—	—	—	TENN DAVID LITPSOMB COLLEGE	11	8	—	—	—	—		
PA MARYWOOD COLLEGE	—	25	—	—	—	—	—	TENN E TENN ST U ALL CAMPUSES	23	8	5	1	—	—		
PA MARYWOOD COLLEGE	—	25	—	—	—	—	—	TENN FISK UNIVERSITY	9	7	7	—	—	—		
PA MARYWOOD COLLEGE	—	25	—	—	—	—	—	TENN GEORGE PEABODY COL TCRRS	3	8	5	—	—	—		

041

TABLE 4.--BACHELOR'S, MASTER'S, AND DOCTOR'S DEGREES CONFERRED IN INSTITUTIONS OF HIGHER EDUCATION, BY SEX OF STUDENT, FIELD OF STUDY, STATE OR OTHER AREA, AND INSTITUTION: AGGREGATE UNITED STATES, 1968-69 --CONTINUED

FIELD OF STUDY, STATE OR OTHER AREA, AND INSTITUTION	BACHELOR'S DEGREES REQUIRING 4 OR 5 YEARS		MASTER'S DEGREES		DOCTOR'S DEGREES (PH.D., ED.D., ETC.)		BACHELOR'S DEGREES REQUIRING 4 OR 5 YEARS		MASTER'S DEGREES		DOCTOR'S DEGREES (PH.D., ED.D., ETC.)			
	1	2	3	4	5	6	7	1	2	3	4	5	6	7
	MEN	WOMEN	MEN	WOMEN	MEN	WOMEN	MEN	WOMEN	MEN	WOMEN	MEN	WOMEN	MEN	WOMEN
(CONTINUED)														
MATHEMATICAL SCIENCES, TOTAL														
TENN KING COLLEGE	2	5	1	1	1	1	1	3	9	8	4	4	1	1
TENN KNOXVILLE COLLEGE	5	6	1	1	1	1	1	3	7	7	4	4	1	1
TENN LAMAR COLLEGE	8	2	1	1	1	1	1	3	2	1	16	2	11	1
TENN LANE COLLEGE	4	3	1	1	1	1	1	1	1	4	1	6	8	1
TENN LE MOYNE-OWEN COLLEGE	2	3	1	1	1	1	1	1	1	1	1	1	1	1
TENN LINCOLN MEMORIAL UNIV	6	2	1	1	1	1	1	1	1	1	1	1	1	1
TENN MEMPHIS STATE UNIVERSITY	27	12	10	6	6	6	6	3	3	1	1	1	1	1
TENN MIDDLE TENNESSEE ST UNIV	26	17	4	4	4	4	4	9	9	1	3	3	3	3
TENN MORGAN COLLEGE	6	2	1	1	1	1	1	1	1	1	1	1	1	1
TENN SIENA COLLEGE	3	6	1	1	1	1	1	1	1	1	1	1	1	1
TENN SOUTHERN MISSIONARY COL	3	5	1	1	1	1	1	1	1	1	1	1	1	1
TENN SOUTHWESTERN AT MEMPHIS	6	5	1	1	1	1	1	1	1	1	1	1	1	1
TENN TENN AG & INDUS ST UNIV	8	3	1	1	1	1	1	1	1	1	1	1	1	1
TENN TENN TECHNOLOGICAL UNIV	20	13	5	2	2	2	2	2	2	2	11	2	4	1
TENN TENN WESLEYAN COLLEGE	2	3	1	1	1	1	1	1	1	1	1	1	1	1
TENN TREVCCA NAZARENE COLLEGE	6	1	1	1	1	1	1	1	1	1	1	1	1	1
TENN TUSCULUM COLLEGE	3	1	1	1	1	1	1	1	1	1	1	1	1	1
TENN UNION UNIVERSITY	8	2	1	1	1	1	1	1	1	1	1	1	1	1
TENN UNIV OF TENN ALL CAMPUSES	56	40	23	9	9	9	9	29	29	2	24	7	23	2
TENN VANDERBILT UNIVERSITY	20	16	7	3	3	3	3	16	16	2	1	1	2	1
TENN WM JENNINGS BRYAN COLLEGE	4	1	1	1	1	1	1	1	1	1	1	1	1	1
TEX ABILENE CHRISTIAN COLLEGE	11	6	1	1	1	1	1	1	1	1	1	1	1	1
TEX ANGELO STATE COLLEGE	11	5	1	1	1	1	1	1	1	1	1	1	1	1
TEX AUSTIN COLLEGE	4	5	1	1	1	1	1	1	1	1	1	1	1	1
TEX BAYLOR UNIV MAIN CAMPUS	35	17	2	1	1	1	1	1	1	1	1	1	1	1
TEX BISHOP COLLEGE	3	4	1	1	1	1	1	1	1	1	1	1	1	1
TEX FAST TEXAS STATE UNIV	25	8	7	1	1	1	1	1	1	1	1	1	1	1
TEX HAROLD SIMMONS UNIVERSITY	3	1	1	1	1	1	1	1	1	1	1	1	1	1
TEX HOUSTON BAPTIST COLLEGE	1	3	1	1	1	1	1	1	1	1	1	1	1	1
TEX HOWARD PAYNE COLLEGE	8	1	1	1	1	1	1	1	1	1	1	1	1	1
TEX HUSTON TILLOTSON COLLEGE	1	1	1	1	1	1	1	1	1	1	1	1	1	1
TEX INCANNATE WORD COLLEGE	1	1	1	1	1	1	1	1	1	1	1	1	1	1
TEX JARVIS CHRISTIAN COLLEGE	2	4	1	1	1	1	1	1	1	1	1	1	1	1
TEX LAMAR STATE COL TECH	26	20	5	2	2	2	2	2	2	2	2	2	2	2
TEX LETOURNEAU COLLEGE	4	3	1	1	1	1	1	1	1	1	1	1	1	1
TEX MARY HARDIN BAYLOR COL	1	4	1	1	1	1	1	1	1	1	1	1	1	1
TEX MCMURRY COLLEGE	1	3	1	1	1	1	1	1	1	1	1	1	1	1
TEX MIDWESTERN UNIVERSITY	4	8	3	2	2	2	2	2	2	2	2	2	2	2
TEX NORTH TEXAS STATE UNIV	48	32	11	2	2	2	2	2	2	2	2	2	2	2
TEX OUR LADY OF THE LAKE COL	1	1	1	1	1	1	1	1	1	1	1	1	1	1
TEX PAN AMERICAN COLLEGE	25	10	1	1	1	1	1	1	1	1	1	1	1	1
TEX PAUL QUINN COLLEGE	2	1	1	1	1	1	1	1	1	1	1	1	1	1
TEX PICE UNIVERSITY	17	1	2	1	1	1	1	1	1	1	1	1	1	1
TEX ST EDWARDS UNIVERSITY	7	6	2	1	1	1	1	1	1	1	1	1	1	1
TEX ST MARYS UNIVERSITY	34	6	2	1	1	1	1	1	1	1	1	1	1	1
TEX SAM HOUSTON STATE COL	24	12	6	2	2	2	2	2	2	2	2	2	2	2
TEX SOUTHERN METHODIST UNIV	19	12	11	6	6	6	6	6	6	6	6	6	6	6
TEX SOUTHWESTERN UNIVERSITY	5	4	1	1	1	1	1	1	1	1	1	1	1	1
TEX SOUTHWEST TEXAS STATE COL	35	30	7	2	2	2	2	2	2	2	2	2	2	2
TEX STEPHEN F AMSTEN ST COL	12	11	5	4	4	4	4	4	4	4	4	4	4	4
TEX SUL POSSE STATE COLLEGE	5	2	1	1	1	1	1	1	1	1	1	1	1	1
TEX TEXAS A & T UNIVERSITY	19	12	4	2	2	2	2	2	2	2	2	2	2	2

TABLE 4. --BACHELOR'S, MASTER'S, AND DOCTOR'S DEGREES CONFERRED IN INSTITUTIONS OF HIGHER EDUCATION, BY SEX OF STUDENT, FIELD OF STUDY, STATE OR OTHER AREA, AND INSTITUTION: AGGREGATE UNITED STATES, 1968-69 --CONTINUED

FIELD OF STUDY, STATE OR OTHER AREA, AND INSTITUTION	BACHELOR'S DEGREES ACQUIRING 4 OR 5 YEARS		MASTER'S DEGREES		DOCTOR'S DEGREES (PH.D., ED.D., ETC.)		BACHELOR'S DEGREES ACQUIRING 4 OR 5 YEARS		MASTER'S DEGREES		DOCTOR'S DEGREES (PH.D., ED.D., ETC.)			
	1	2	3	4	5	6	7	1	2	3	4	5	6	7
	MEN	WOMEN	MEN	WOMEN	MEN	WOMEN	MEN	MEN	WOMEN	MEN	WOMEN	MEN	WOMEN	MEN
MATHEMATICAL SCIENCES, TOTAL (CONTINUED)														
VA SHEET BRIAR COLLEGE	15													
VA UNIVERSITY OF RICHMOND	19													
VA UNIV OF VA MARY WASH COL			33											
VA UNIV VIRGINIA MAIN CAMPUS	1			15										
VA UNIV VA GEO WASON COLLEGE	2													
VA VA COMMONWEALTH UNIV ALL CAMPUS	5													
VA VIRGINIA MILITARY INST	10													
VA VIRGINIA POLY INSTITUTE	32													
VA VA STATE COL MAIN CAMPUS	2		10											
VA VA STATE COL NORFOLK DIV	5													
VA VIRGINIA UNIV UNIVERSITY	4													
VA WASHINGTON & LEE UNIV	3													
WASH CENTRAL WASHINGTON ST COL	40		14											
WASH EASTERN WASHINGTON ST COL	25		11											
WASH FT WRIGHT COL HOLY NAMES	9		5											
WASH GONZAGA UNIVERSITY	7		4											
WASH PACIFIC LUTHERAN UNIV	5													
WASH ST MARTINS COLLEGE	10		5											
WASH SEATTLE PACIFIC COLLEGE	8		2											
WASH SEATTLE UNIVERSITY	99		37											
WASH UNIV OF PUGET SOUND	7		1											
WASH UNIVERSITY OF WASHINGTON	38		13											
WASH WALLA WALLA COLLEGE	28		4											
WASH WESTERN WASHINGTON ST COL	4		5											
WASH WHITMAN COLLEGE	7		1											
W VA ALDERSON BROADWATER COLLEGE	17		3											
W VA BETHANY COLLEGE	4		2											
W VA BLUEFIELD STATE COLLEGE	8		7											
W VA CONCORD COLLEGE	2		4											
W VA DAVIS & ELKINS COLLEGE	6		3											
W VA FAIRMONT STATE COLLEGE	7		2											
W VA GLENVILLE STATE COLLEGE	13		12											
W VA MARSHALL UNIV ALL CAMPUSES	10		7											
W VA MORRIS HARVEY COLLEGE	7		3											
W VA SALEM COLLEGE ALL CAMPUS	12		3											
W VA SHEPHERD COLLEGE	18		7											
W VA VIRGINIA STATE COL ALL CAMPUS	9		4											
W VA W VIRGINIA INST OF TECH	10		3											
W VA WEST VIRGINIA STATE COL	38		21											
W VA W VA UNIV ALL CAMPUSES	5		4											
W VA W VIRGINIA WESLEYAN COL	3		6											
W VA WHEELING COLLEGE	4		21											
W VA ALVERNO COLLEGE	4		4											
W VA BELMONT COLLEGE	5		3											
W VA CARROLL COLLEGE	6		1											
W VA CARROLL STRITCH COLLEGE	3		1											
W VA CARTHAGE COLLEGE	3		1											
W VA DOMINICAN COLLEGE RACINE	3		2											
W VA EDGEWOOD COLLEGE	7		3											
W VA HOLY FAMILY COLLEGE	3		3											
W VA LAKELAND COLLEGE	3		3											



TABLE 4.--BACHELOR'S, MASTER'S, AND DOCTOR'S DEGREES CONFERRED IN INSTITUTIONS OF HIGHER EDUCATION, BY SEX OF STUDENT, FIELD OF STUDY, STATE OR OTHER AREA, AND INSTITUTION: AGGREGATE UNITED STATES, 1968-69 --CONTINUED

Table with columns for Degree Level (Bachelor's, Master's, Doctor's), Sex (Men, Women), Field of Study, State or Other Area, and Institution. The table is split into two sections: (CONTINUED) and MATHEMATICS. It lists various institutions such as Alabama State University, Arizona State University, and Stanford University, along with the number of degrees conferred for each category.

INSTITUTIONS OF HIGHER EDUCATION, BY SEX OF STUDENT, FIELD OF STUDY, STATE OR OTHER AREA, AND INSTITUTION: AGGREGATE UNITED STATES, 1968-69 --CONTINUED

FIELD OF STUDY, STATE OR OTHER AREA, AND INSTITUTION	BACHELOR'S DEGREES REQUIRING 4 OR 5 YEARS		MASTER'S DEGREES		DOCTOR'S DEGREES (PH.D., ED.D., ETC.)		BACHELOR'S DEGREES REQUIRING 4 OR 5 YEARS		MASTER'S DEGREES		DOCTOR'S DEGREES (PH.D., ED.D., ETC.)			
	1	2	3	4	5	6	7	1	2	3	4	5	6	7
	MEN	WOMEN	MEN	WOMEN	MEN	WOMEN	MEN	MEN	WOMEN	MEN	WOMEN	MEN	WOMEN	MEN
(CONTINUED)														
MATHEMATICS														
CONN ST JOSEPH COLLEGE			6	1	4			GA LA GRANGE COLLEGE	3	2				
CONN SOUTHERN CONN STATE COL	19	4						GA MERCER UNIV ALL CAMPUSES	7	4				
CONN TRINITY COLLEGE	15			6	2			GA MOREHOUSE COLLEGE	13					
CONN UNIVERSITY OF BLOGBROOK	8	11						GA MORRIS BROWN COLLEGE	4	6				
CONN UNIV CONN ALL CAMPUSES	50	27		3	2			GA NORTH GEORGIA COLLEGE	6	6				
CONN UNIVERSITY OF HARTFORD	15	3		1				GA OGLETHORPE COLLEGE	2	2				
CONN MESSYAN UNIVERSITY	5							GA PAINE COLLEGE	5	4				
CONN WESTERN CONN ST COLLEGE	11	7		24	10			GA PIERMONT COLLEGE	4	4				
CONN YALE UNIVERSITY	16			13	1			GA SAVANNAH STATE COLLEGE	1	16				
DEL DELAWARE STATE COLLEGE	8	1						GA SHORTER COLLEGE	7	1				
DEL UNIVERSITY OF DELAWARE	24	25		13	3			GA SPELMAN COLLEGE	5	5				
D C AMERICAN UNIVERSITY	10	2		3	2			GA TIFT COLLEGE		7				
D C CATHOLIC UNIV OF AMERICA	9	3		3	6			GA UNIVERSITY OF GEORGIA	45	62	10	9	7	
D C TEACHERS COLLEGE	6	2						GA VALDOSTA STATE COLLEGE	11	13				
D C DUNBAR COLLEGE		9						GA WESLEYAN COLLEGE		1				
D C GALLAUDET COLLEGE	7	6						GA WEST GEORGIA COLLEGE	4	7				
D C GEORGETOWN UNIVERSITY	8			1				HAWAII CHAMBERLAIN COL OF HONOLULU	3	2				
D C GEORGE WASHINGTON UNIV	10	5		2	1			HAWAII CHURCH COLLEGE OF HAWAII	8	1				
D C HOWARD UNIVERSITY	12	8		4	1			HAWAII UNIV HAWAII MAIN CAMPUS	30	40				
D C TRINITY COLLEGE		21						IDA ROISE STATE COLLEGE	7	2				
FLA BARRY COLLEGE								IDA COLLEGE OF IDAHO	9	2				
FLA BETHUNE COOKMAN COLLEGE	3	3						IDA IDAHO STATE UNIVERSITY	17	5				
FLA RISKAYNE COLLEGE INC	11	1		9				IDA LEWIS-CLARK NORMAL SCHOOL	2					
FLA FLORIDA INST OF TECH	4	3						IDA NORTHWEST NAZARINE COL	11					
FLA FLORIDA PRESBYTERIAN COL								IDA UNIVERSITY OF IDAHO	21	4				
FLA FLORIDA SOUTHERN COLLEGE	21	9						ILL AUGUSTANA COLLEGE	19	5				
FLA JACKSONVILLE UNIVERSITY	16	1						ILL AURORA COLLEGE	3	1				
FLA ROLLINS COL ALL CAMPUSES	2	2		6	1			ILL BARAB COL OF SACRED HEART		4				
FLA ST LEO COLLEGE	1							ILL BLACKSBURG COLLEGE	11	3				
FLA FLORIDA A & M UNIVERSITY	38	9						ILL BRADLEY UNIVERSITY	22	6				
FLA FLORIDA ATLANTIC UNIV	19	12						ILL CHICAGO STATE COLLEGE	14	13				
FLA FLORIDA STATE UNIVERSITY	46	52		21	4			ILL COLLEGE OF ST FRANCIS		17				
FLA UNIVERSITY OF FLORIDA	58	47		4	7			ILL DEPAUL UNIVERSITY	30	7				
FLA UNIV OF SOUTH FLORIDA	34	35		1	1			ILL EASTERN ILLINOIS UNIV	36	19	8	4		
FLA UNIV OF WEST FLORIDA	13	7						ILL EMMERT COLLEGE	7	1				
FLA STETSON UNIVERSITY	9	7		2	1			ILL GREENVILLE COLLEGE	7	2				
FLA UNIVERSITY OF MIAMI	27	11		10	3			ILL ILLINOIS COLLEGE	7					
FLA UNIVERSITY OF TAMPA	6							ILL ILLINOIS EAST OF TECH	57	5	10	6	10	1
GA AGNES SCOTT COLLEGE	3	13						ILL ILLINOIS STATE UNIVERSITY	85	61	20	4		
GA ALBANY STATE COLLEGE	3	2						ILL ILLINOIS WESLEYAN UNIV	2	1	5	1		
GA ARMSTRONG STATE COLLEGE	2	4						ILL KNOX COLLEGE	11	7				
GA ATLANTA UNIVERSITY	8			8	7			ILL LAKE FOREST COLLEGE	9	1				
GA AUGUSTA COLLEGE	17	5						ILL LEWIS COLLEGE	12					
GA BERRY COLLEGE	5	4						ILL LOYOLA UNIVERSITY	21	16	3	3		
GA CLARK COLLEGE								ILL MACMURRAY COLLEGE	7	5				
GA COVENANT COLLEGE	1							ILL MCKENDREE COLLEGE	5					
GA EMORY UNIV ALL CAMPUSES	13	15		4	4			ILL MILLIKIN UNIVERSITY	4	3				
GA FORT VALLEY STATE COLLEGE	13	11						ILL MONMOUTH COLLEGE	1	3				
GA GEORGIA COLLEGE	2	10		1	2			ILL MUNDLEFIN COLLEGE		20				
GA INST TECH MAIN CAMPUS	23	3		5				ILL NORTH CENTRAL COLLEGE		4				
GA INST TECH WEST CAMPUS	22	29		5	4			ILL NORTHEASTERN ILL ST COL	16	25	16	23		
GA GEORGIA SOUTHERN COLLEGE	5	3						ILL NORTHERN ILLINOIS UNIV	70	35	12	4		
GA GEORGIA SOUTHWESTERN COL	28	23		8	2									

TABLE 4.--BACHELOR'S, MASTER'S, AND DOCTOR'S DEGREES CONFERRED IN INSTITUTIONS OF HIGHER EDUCATION, BY SEX OF STUDENT, FIELD OF STUDY, STATE OR OTHER AREA, AND INSTITUTION: AGGREGATE UNITED STATES, 1968-69 --CONTINUED

STATE OR OTHER AREA, AND INSTITUTION	BACHELOR'S DEGREES REQUIRING 4 OR 5 YEARS		MASTER'S DEGREES		DOCTOR'S DEGREES (PH.D., ED.D., ETC.)		FIELD OF STUDY, STATE OR OTHER AREA, AND INSTITUTION	BACHELOR'S DEGREES REQUIRING 4 OR 5 YEARS		MASTER'S DEGREES		DOCTOR'S DEGREES (PH.D., ED.D., ETC.)			
	1	2	3	4	5	6		7	1	2	3	4	5	6	7
	MFN	WMEN	MFN	WMEN	MFN	WMEN		MFN	WMEN	MFN	WMEN	MFN	WMEN	MFN	WMEN
(CONTINUED)															
MATHEMATICS															
KY	12	2	12	2	12	2	12	2	12	2	12	2	12	2	
KY	21	8	21	8	21	8	21	8	21	8	21	8	21	8	
KY	4	4	4	4	4	4	4	4	4	4	4	4	4	4	
KY	3	2	3	2	3	2	3	2	3	2	3	2	3	2	
KY	1	1	1	1	1	1	1	1	1	1	1	1	1	1	
KY	10	4	10	4	10	4	10	4	10	4	10	4	10	4	
KY	26	13	26	13	26	13	26	13	26	13	26	13	26	13	
KY	3	1	3	1	3	1	3	1	3	1	3	1	3	1	
KY	5	5	5	5	5	5	5	5	5	5	5	5	5	5	
KY	2	2	2	2	2	2	2	2	2	2	2	2	2	2	
KY	4	4	4	4	4	4	4	4	4	4	4	4	4	4	
KY	25	11	25	11	25	11	25	11	25	11	25	11	25	11	
KY	20	9	20	9	20	9	20	9	20	9	20	9	20	9	
KY	10	2	10	2	10	2	10	2	10	2	10	2	10	2	
KY	4	4	4	4	4	4	4	4	4	4	4	4	4	4	
KY	2	4	2	4	2	4	2	4	2	4	2	4	2	4	
KY	1	1	1	1	1	1	1	1	1	1	1	1	1	1	
KY	31	32	31	32	31	32	31	32	31	32	31	32	31	32	
KY	24	11	24	11	24	11	24	11	24	11	24	11	24	11	
KY	22	8	22	8	22	8	22	8	22	8	22	8	22	8	
LA	4	1	4	1	4	1	4	1	4	1	4	1	4	1	
LA	6	4	6	4	6	4	6	4	6	4	6	4	6	4	
LA	10	4	10	4	10	4	10	4	10	4	10	4	10	4	
LA	10	10	10	10	10	10	10	10	10	10	10	10	10	10	
LA	10	4	10	4	10	4	10	4	10	4	10	4	10	4	
LA	39	18	39	18	39	18	39	18	39	18	39	18	39	18	
LA	26	38	26	38	26	38	26	38	26	38	26	38	26	38	
LA	16	17	16	17	16	17	16	17	16	17	16	17	16	17	
LA	7	8	7	8	7	8	7	8	7	8	7	8	7	8	
LA	13	5	13	5	13	5	13	5	13	5	13	5	13	5	
LA	6	7	6	7	6	7	6	7	6	7	6	7	6	7	
LA	17	11	17	11	17	11	17	11	17	11	17	11	17	11	
LA	1	4	1	4	1	4	1	4	1	4	1	4	1	4	
LA	13	11	13	11	13	11	13	11	13	11	13	11	13	11	
LA	21	30	21	30	21	30	21	30	21	30	21	30	21	30	
LA	14	25	14	25	14	25	14	25	14	25	14	25	14	25	
LA	2	4	2	4	2	4	2	4	2	4	2	4	2	4	
ME	10	9	10	9	10	9	10	9	10	9	10	9	10	9	
ME	9	8	9	8	9	8	9	8	9	8	9	8	9	8	
ME	10	6	10	6	10	6	10	6	10	6	10	6	10	6	
ME	3	3	3	3	3	3	3	3	3	3	3	3	3	3	
ME	10	10	10	10	10	10	10	10	10	10	10	10	10	10	
ME	3	3	3	3	3	3	3	3	3	3	3	3	3	3	
ME	86	55	86	55	86	55	86	55	86	55	86	55	86	55	
ME	7	6	7	6	7	6	7	6	7	6	7	6	7	6	
ME	8	11	8	11	8	11	8	11	8	11	8	11	8	11	
ME	7	7	7	7	7	7	7	7	7	7	7	7	7	7	

TABLE 4.--BACHELOR'S, MASTER'S, AND DOCTOR'S DEGREES CONFERRED IN INSTITUTIONS OF HIGHER EDUCATION, BY SEX OF STUDENT, FIELD OF STUDY, STATE OR OTHER AREA, AND INSTITUTION: AGGREGATE UNITED STATES, 1968-69 --CONTINUED

FIELD OF STUDY, STATE OR OTHER AREA, AND INSTITUTION	BACHELOR'S DEGREES REQUIRING 4 OR 5 YEARS		MASTER'S DEGREES		DOCTOR'S DEGREES (PH.D., ED.D., ETC.)		BACHELOR'S DEGREES REQUIRING 4 OR 5 YEARS	MASTER'S DEGREES		DOCTOR'S DEGREES (PH.D., ED.D., ETC.)					
	1	2	3	4	5	6		7	1	2	3	4	5	6	7
	MEN		WOMEN		MEN			WOMEN		MEN		WOMEN		MEN	
(CONTINUED)															
MATHEMATICS															
MASS WESTERN NEW ENGLAND COL	5	-	7	-	-	-	-	-	-	14	25	4	-	9	1
MASS WHEATON COLLEGE	6	-	-	-	-	-	-	-	-	14	2	-	-	-	-
MASS WILLIAMS COLLEGE	27	-	-	-	-	-	-	-	-	14	3	-	-	-	-
MASS WORCESTER POLY INSTITUTE	6	-	2	-	-	-	-	-	-	29	7	-	2	-	-
MICH ADRIAN COLLEGE	7	-	-	-	-	-	-	-	-	5	8	-	-	-	-
MICH ALBION COLLEGE	4	-	6	-	-	-	-	-	-	1	2	-	-	-	-
MICH ALMA COLLEGE	5	-	2	-	-	-	-	-	-	-	-	-	-	-	-
MICH ANDREWS UNIVERSITY	4	-	-	-	-	-	-	-	-	21	7	-	1	-	-
MICH AQUINAS COLLEGE	4	-	3	-	-	-	-	-	-	12	5	-	-	-	-
MICH CALVIN COLLEGE	30	-	-	-	-	-	-	-	-	7	6	-	-	-	-
MICH CENTRAL MICHIGAN UNIV	67	44	-	26	5	-	-	-	-	12	5	-	5	4	-
MICH DETROIT INSTITUTE OF TECH	14	-	-	-	-	-	-	-	-	1	1	-	-	-	-
MICH EASTERN MICHIGAN UNIV	40	15	1	11	1	-	-	-	-	28	24	-	13	9	-
MICH FERRIS STATE COLLEGE	16	3	-	-	-	-	-	-	-	1	2	-	-	-	-
MICH GRAND VALLEY STATE COL	12	9	-	-	-	-	-	-	-	4	2	-	-	-	-
MICH HILLSDALE COLLEGE	4	2	-	-	-	-	-	-	-	7	11	-	-	-	-
MICH HOPE COLLEGE	8	8	-	-	-	-	-	-	-	33	25	-	17	8	1
MICH KALAMAZOO COLLEGE	7	4	-	-	-	-	-	-	-	36	20	-	2	-	-
MICH MARIONNA COLLEGE	5	-	-	-	-	-	-	-	-	1	2	-	-	-	-
MICH MARYGROVE COLLEGE	-	24	-	-	-	-	-	-	-	9	2	-	-	-	-
MICH MERCY COLLEGE OF DETROIT	3	-	3	-	-	-	-	-	-	2	2	-	-	-	-
MICH MICH ST UNIV ALL CAMPUS	112	90	10	36	10	14	1	-	-	30	16	-	9	6	-
MICH MICH TECH UNIV MAIN CAMPUS	20	10	6	3	-	-	-	-	-	4	3	-	-	-	-
MICH NAZARETH COLLEGE	6	-	-	-	-	-	-	-	-	1	1	-	-	-	-
MICH NORTHERN MICHIGAN UNIV	29	23	11	11	4	-	-	-	-	6	6	-	-	-	-
MICH OAKLAND UNIVERSITY	21	10	9	9	-	-	-	-	-	31	31	-	-	-	-
MICH OLIVET COLLEGE	2	1	-	-	-	-	-	-	-	4	5	-	-	-	-
MICH SAGINAW VALLEY COLLEGE	3	1	-	-	-	-	-	-	-	4	5	-	-	-	-
MICH SIGNA HEIGHTS COLLEGE	11	-	-	-	-	-	-	-	-	3	3	-	-	-	-
MICH SPRING ARBOR COLLEGE	7	2	-	-	-	-	-	-	-	8	1	-	-	-	-
MICH UNIVERSITY OF DETROIT	23	25	-	16	21	-	-	-	-	30	16	-	9	6	-
MICH UNIVERSITY OF MICHIGAN	174	70	26	64	26	26	3	-	-	4	3	-	16	2	-
MICH WAYNE STATE UNIVERSITY	55	30	47	10	10	3	-	-	-	1	1	-	15	2	-
MICH WESTERN MICHIGAN UNIV	24	35	11	54	11	-	-	-	-	6	5	-	5	-	-
MINN AUGSBURG COLLEGE	14	2	-	-	-	-	-	-	-	9	9	-	-	-	-
MINN BENJAMIN STATE COLLEGE	24	7	-	3	-	-	-	-	-	8	8	-	-	-	-
MINN BETHEL COLLEGE SEMINARY	0	1	-	-	-	-	-	-	-	37	17	-	30	17	3
MINN CARLETON COLLEGE	15	-	-	-	-	-	-	-	-	28	22	-	-	-	-
MINN COLLEGE OF ST BENEDECT	5	-	7	-	-	-	-	-	-	2	2	-	-	-	-
MINN COLLEGE OF ST CATHERINE	-	-	-	-	-	-	-	-	-	7	3	-	-	-	-
MINN COLLEGE OF ST TERESA	-	8	-	-	-	-	-	-	-	29	11	-	-	2	-
MINN COLLEGE OF ST THOMAS	20	-	-	-	-	-	-	-	-	6	6	-	-	2	-
MINN CONCORDIA COL WYDORHEAD	17	5	-	-	-	-	-	-	-	61	32	-	20	4	1
MINN JUSTAVUS ADELPHUS COLLEGE	11	9	-	-	-	-	-	-	-	17	9	-	7	9	5
MINN MARQUETTE UNIVERSITY	6	4	-	-	-	-	-	-	-	16	2	-	7	1	-
MINN LEA COLLEGE	1	-	-	-	-	-	-	-	-	14	14	-	-	-	-
MINN MACALESTER COLLEGE	6	5	-	-	-	-	-	-	-	10	10	-	4	4	-
MINN MARQUETTE STATE COLLEGE	99	19	12	2	-	-	-	-	-	32	10	-	4	4	-
MINN NORWEGIAN STATE COLLEGE	32	14	-	-	-	-	-	-	-	2	8	-	-	12	-
MINN ST CLOUD STATE COLLEGE	47	15	5	-	-	-	-	-	-	7	7	-	-	-	-
MINN ST JOHNS UNIVERSITY	25	-	-	3	1	-	-	-	-	1	1	-	-	-	-
MINN ST MARYS COLLEGE	12	-	-	-	-	-	-	-	-	-	-	-	-	-	-
MINN ST OLAF COLLEGE	13	8	-	-	-	-	-	-	-	-	-	-	-	-	-

TABLE 4.--BACHELOR'S, MASTER'S, AND DOCTOR'S DEGREES CONFERRED IN INSTITUTIONS OF HIGHER EDUCATION, BY SEX OF STUDENT, FIELD OF STUDY, STATE OR OTHER AREA, AND INSTITUTION: AGGREGATE UNITED STATES, 1968-69 --CONTINUED

FIELD OF STUDY, STATE OR OTHER AREA, AND INSTITUTION	BACHELOR'S DEGREES REQUIRING 4 OR 5 YEARS		MASTER'S DEGREES		DOCTOR'S DEGREES (PH.D., ED.D., ETC.)		BACHELOR'S DEGREES REQUIRING 4 OR 5 YEARS		MASTER'S DEGREES		DOCTOR'S DEGREES (PH.D., ED.D., ETC.)			
	1	2	3	4	5	6	7	1	2	3	4	5	6	7
	MFN	WMEN	MFN	WMEN	MFN	WMEN	MFN	WMEN	MFN	WMEN	MFN	WMEN	MFN	WMEN
(CONTINUED)														
MATHEMATICS														
N J STEVENS INSTITUTE OF TECH														
N J TRENTON STATE COLLEGE														
N * UPSALA COLLEGE														
N M COLLEGE OF SANTA FE														
N M COLLEGE OF THE SOUTHWEST														
N M EASTERN NEW MEX U ALL CAM														
N M NEW MEXICO HIGHLANDS UNIV														
N M N MEX INST MINING & TECH														
N M NEW MEX ST U ALL CAMPUSES														
N M UNIV OF ALBUQUERQUE														
N M UNIVERSITY OF NEW MEXICO														
N M WESTERN NEW MEXICO UNIV														
N Y ALBANY UNIV														
N Y ALBANY UNIV ALL CAMPUSES														
N Y CANISUS COLLEGE														
N Y CUNY BROOKLYN COLLEGE														
N Y CUNY CITY COLLEGE														
N Y CUNY CALSTAT COLLEGE														
N Y CUNY GRADUATE CENTER														
N Y CUNY HUNTER COLLEGE														
N Y CUNY LEHMAN COLLEGE														
N Y CUNY QUEENS COLLEGE														
N Y CUNY TORRINO COLLEGE														
N Y CLARKSON UNIV														
N Y COLGATE UNIV														
N Y COL OF MOUNT ST VINCENT														
N Y COLLEGE OF NEW ROCHELLE														
N Y COL ST ROSE ALL CAMPUSES														
N Y COLUMBIA UNIV PAINT DIV														
N Y COLUMBIA UNIV BARNARD COL														
N Y COLUMBIA UNIV TEHRN COL														
N Y CORNELL UNIV ALL CAMPUSES														
N Y DOWLING COLLEGE														
N Y D YOUNVILLE COLLEGE														
N Y ELMIRA COLLEGE														
N Y FERRIS UNIV														
N Y GOOD COUNSEL COLLEGE														
N Y HAMILTON COLLEGE														
N Y HARTWICK COLLEGE														
N Y HOBART & Wm SMITH COLLEGE														
N Y HOUSTON COLLEGE														
N Y IONA COLLEGE														
N Y ITHACA COLLEGE														
N Y KEUKA COLLEGE														
N Y KINGS COLLEGE														
N Y LADYCLIFF COLLEGE														
N Y LE MOYNE COLLEGE														
N Y LG IS U MERRIMEATH CAM														
N Y LG IS U SOUTHAMPTON COL														
N Y LG IS U UNIV CENTER														
N Y MANHATTAN COLLEGE														
N Y MANHATTANVILLE COLLEGE														
N Y MARIST COLLEGE														



TABLE 4.--BACHELOR'S, MASTER'S, AND DOCTOR'S DEGREES CONFERRED IN INSTITUTIONS OF HIGHER EDUCATION, BY SEX OF STUDENT, FIELD OF STUDY, STATE OR OTHER AREA, AND INSTITUTION: AGGREGATE UNITED STATES, 1968-69 --CONTINUED

FIELD OF STUDY, STATE OR OTHER AREA, AND INSTITUTION	BACHELOR'S DEGREES REQUIRING 4 OR 5 YEARS		MASTER'S DEGREES		DOCTOR'S DEGREES (PH.D., ED.D., ETC.)		BACHELOR'S DEGREES REQUIRING 4 OR 5 YEARS		MASTER'S DEGREES		DOCTOR'S DEGREES (PH.D., ED.D., ETC.)	
	2	3	4	5	6	7	2	3	4	5	6	7
	MEN	WOMEN	MEN	WOMEN	MEN	WOMEN	MEN	WOMEN	MEN	WOMEN	MEN	WOMEN
MATHEMATICS	(CONTINUED)											
OHIO DEFIANCE COLLEGE	15	4	-	-	-	-	53	23	9	3	5	1
OHIO DENISON UNIVERSITY	9	6	-	-	-	-	4	3	2	-	-	-
OHIO FINDLAY COLLEGE	10	1	-	-	-	-	-	-	-	-	-	-
OHIO HEIDELBERG COLLEGE	14	2	-	-	-	-	2	2	-	-	-	-
OHIO HIRAM COLLEGE	7	2	-	-	-	-	4	1	-	-	-	-
OHIO JOHN CARROLL UNIVERSITY	25	5	7	2	-	-	1	-	-	-	-	-
OHIO KENT ST UNIV MAIN CAMPUS	64	41	10	5	-	-	11	6	2	2	10	-
OHIO KENYON COLLEGE	10	-	-	-	-	-	113	23	22	2	10	-
OHIO LAKE ERIE COLLEGE	4	2	-	-	-	-	5	-	-	-	-	-
OHIO MALONE COLLEGE	8	2	-	-	-	-	46	11	3	1	4	-
OHIO MARIETTA COLLEGE	24	10	-	-	-	-	7	1	4	2	-	-
OHIO MARYBETH COLLEGE	-	4	-	-	-	-	12	1	-	-	-	-
OHIO MIAMI UNIV ALL CAMPUSES	37	35	13	2	-	-	48	23	38	14	13	-
OHIO MOUNT UNION COLLEGE	21	5	-	-	-	-	-	2	-	-	-	-
OHIO MUSKINGHAM COLLEGE	9	8	-	-	-	-	3	4	-	-	-	-
OHIO NOTRE DAME COLLEGE	-	6	-	-	-	-	8	7	-	-	-	-
OHIO OBERLIN COLLEGE	9	8	1	-	-	-	-	-	-	-	-	-
OHIO OHIO DOMINICAN COL	3	8	-	-	-	-	2	3	-	-	-	-
OHIO OHIO NTHRN U ALL CAMPUSES	13	8	-	-	-	-	7	7	-	-	-	-
OHIO OHIO ST UNIV ALL CAMPUSES	83	41	31	8	13	-	6	1	2	-	-	-
OHIO OHIO UNIV ALL CAMPUSES	48	34	13	2	-	-	-	-	-	-	-	-
OHIO OHIO WESLEYAN UNIVERSITY	15	20	-	-	-	-	12	1	-	-	-	-
OHIO OTTAWA COLLEGE	10	8	-	-	-	-	29	23	12	-	-	-
OHIO OUP LADY OF CINCN COL	-	6	-	-	-	-	26	14	14	3	1	-
OHIO RIO GRANDE COLLEGE	4	1	-	-	-	-	-	11	-	-	-	-
OHIO UNIVERSITY OF AKRON	31	12	5	2	-	-	-	-	-	-	-	-
OHIO U CINCINNATI MAIN CAMPUS	11	14	7	4	-	-	-	2	-	-	-	-
OHIO UNIVERSITY OF DAYTON	17	6	4	-	-	-	-	14	-	-	-	-
OHIO UNIVERSITY OF TOLEDO	16	17	6	3	-	-	-	4	-	-	-	-
OHIO URSULINE COLLEGE	-	5	-	-	-	-	-	12	-	-	-	-
OHIO WALSH COLLEGE	5	-	-	-	-	-	30	12	5	1	-	-
OHIO WESTERN COLLEGE FOR WOMEN	-	4	-	-	-	-	17	14	6	-	-	-
OHIO WILMINGTON COLLEGE	3	-	-	-	-	-	3	5	-	-	-	-
OHIO WITTENBERG UNIVERSITY	7	8	-	-	-	-	6	11	-	-	-	-
OHIO WRIGHT STATE UNIVRSITY	10	2	-	-	-	-	14	1	-	-	-	-
OHIO XAVIER UNIVERSITY	16	-	5	1	-	-	12	3	-	-	-	-
OHIO YOUNGSTOWN ST UNIVERSITY	34	10	-	-	-	-	18	5	-	-	-	-
OKLA BETHANY NAZARENE COLLEGE	8	1	-	-	-	-	24	15	-	-	-	-
OKLA CENTRAL STATE COLLEGE	27	6	3	3	-	-	3	6	-	-	-	-
OKLA EAST CENTRAL STATE COL	15	13	-	-	-	-	3	-	-	-	-	-
OKLA LANGSTON UNIVERSITY	8	6	-	-	-	-	-	-	-	-	-	-
OKLA NORTHWESTERN STATE COL	26	31	-	-	-	-	-	7	-	-	-	-
OKLA NORTHWESTERN STATE COL	15	5	7	2	-	-	-	17	-	-	-	-
OKLA OKLAHOMA BAPTIST UNIV	5	3	-	-	-	-	87	81	16	5	-	-
OKLA OKLAHOMA CHRISTIAN COL	6	1	-	-	-	-	5	2	-	-	-	-
OKLA OKLAHOMA CITY UNIVERSITY	8	1	-	-	-	-	16	-	-	-	-	-
OKLA OKLA COL OF LIBERAL ARTS	6	3	-	-	-	-	-	-	-	-	-	-
OKLA OKLA PANHANDLE STATE COL	11	-	-	-	-	-	-	-	-	-	-	-
OKLA OKLA ST UNIV MAIN CAMPUS	53	26	8	-	4	-	28	3	-	-	-	-
OKLA OKLA OKERETS UNIVERSITY	6	4	-	-	-	-	6	-	-	-	-	-
OKLA PHILLIPS UNIVERSITY	1	4	-	-	-	-	22	-	9	1	11	-
OKLA SOUTHWESTERN STATE COL	18	6	34	2	-	-	10	-	-	-	-	-
OKLA SOUTHWESTERN STATE COL	26	24	8	2	-	-	-	-	-	-	-	-

TABLE 4.--BACHELOR'S, MASTER'S, AND DOCTOR'S DEGREES CONFERRED IN INSTITUTIONS OF HIGHER EDUCATION, BY SEX OF STUDENT, FIELD OF STUDY, STATE OR OTHER AREA, AND INSTITUTION: AGGREGATE UNITED STATES, 1968-69 --CONTINUED

FIELD OF STUDY, STATE OR OTHER AREA, AND INSTITUTION	BACHELOR'S DEGREES REQUIRING 4 OR 5 YEARS		MASTER'S DEGREES		DOCTOR'S DEGREES (PH.D., ED.D., ETC.)		FIELD OF STUDY, STATE OR OTHER AREA, AND INSTITUTION	BACHELOR'S DEGREES REQUIRING 4 OR 5 YEARS		MASTER'S DEGREES		DOCTOR'S DEGREES (PH.D., ED.D., ETC.)			
	1	2	3	4	5	6		7	1	2	3	4	5	6	7
	MEN	WOMEN	MEN	WOMEN	MEN	WOMEN		MEN	WOMEN	MEN	WOMEN	MEN	WOMEN	MEN	WOMEN
MATHEMATICS															
TEX UNION UNIVERSITY	8	2	-	-	-	-	-	6	2	-	-	-	-	-	
TENN UNIV OF TENN ALL CAMPUSES	50	39	22	9	9	9	25	11	1	2	6	1	-		
TENN VANDERBILT UNIVERSITY	20	16	7	3	4	4	21	6	6	2	-	-	-		
TENN WM JENNINGS BRYAN COLLEGE	4	1	-	-	-	-	-	-	-	-	-	-	-		
TEX ABILENE CHRISTIAN COLLEGE	11	6	-	-	-	-	6	14	-	-	6	5	1		
TEX ANGELO STATE COLLEGE	11	5	-	-	-	-	15	7	3	-	-	-	-		
TEX AUSTIN COLLEGE	4	5	-	-	-	-	12	-	-	-	-	-	-		
TEX BAYLOR UNIV MAIN CAMPUS	35	17	2	1	1	1	2	1	-	-	-	-	-		
TEX BISHOP COLLEGE	3	4	-	-	-	-	-	-	-	-	-	-	-		
TEX EAST TEXAS STATE UNIV	25	8	7	1	1	1	7	3	-	-	-	-	-		
TEX HARDIN SIMMONS UNIVERSITY	3	1	-	-	-	-	6	2	-	-	-	-	-		
TEX HOUSTON BAPTIST COLLEGE	1	3	-	-	-	-	6	2	-	-	-	-	-		
TEX HOWARD PAYNE COLLEGE	8	-	-	-	-	-	13	3	-	-	-	-	-		
TEX HUSTON TILLOTSON COLLEGE	1	1	-	-	-	-	15	-	-	-	-	-	-		
TEX INCARNATE WORD COLLEGE	-	1	-	-	-	-	6	-	-	-	2	-	-		
TEX JARVIS CHRISTIAN COLLEGE	2	4	-	-	-	-	4	-	-	-	-	-	-		
TEX LAMAR STATE COL TECH	26	20	5	2	2	2	26	14	4	1	4	1	-		
TEX LETOURNEAU COLLEGE	4	3	-	-	-	-	2	-	-	-	-	-	-		
TEX MARY HARDIN BAYLOR COL	1	4	-	-	-	-	3	2	-	-	-	-	-		
TEX MCMURRY COLLEGE	1	3	3	2	2	2	15	26	7	4	-	-	-		
TEX MIDWESTERN UNIVERSITY	4	8	3	2	2	2	4	1	-	-	-	-	-		
TEX NORTH TEXAS STATE UNIV	48	32	11	2	2	2	2	7	-	-	-	-	-		
TEX OUR LADY OF THE LAKE COL	1	3	-	-	-	-	4	-	-	-	-	-	-		
TEX PAN AMERICAN COLLEGE	25	10	-	-	-	-	6	13	-	-	-	-	-		
TEX PAUL QUINN COLLEGE	2	-	2	1	1	1	-	8	-	-	-	-	-		
TEX RICE UNIVERSITY	17	1	1	1	1	1	11	19	-	-	-	-	-		
TEX ST EDWARDS UNIVERSITY	7	-	-	-	-	-	2	26	3	1	-	-	-		
TEX ST MARYS UNIVERSITY	34	6	2	1	1	1	-	14	-	-	-	-	-		
TEX SAM HOUSTON STATE COL	24	12	6	2	2	2	17	7	-	-	-	-	-		
TEX SOUTHERN METHODIST UNIV	19	12	5	6	6	6	-	42	1	-	-	-	-		
TEX SOUTHWESTERN UNIVERSITY	5	4	4	2	2	2	11	9	-	-	-	-	-		
TEX SOUTHWEST TEXAS STATE COL	35	30	7	2	2	2	2	26	3	1	-	-	-		
TEX STEPHEN F AUSTIN ST COL	12	11	5	4	4	4	-	9	-	-	-	-	-		
TEX SUL ROSS STATE COLLEGE	5	2	2	2	2	2	4	4	-	-	-	-	-		
TEX TEXAS A & M UNIVERSITY	19	12	4	2	2	2	16	15	-	-	-	-	-		
TEX PUERTIE VIEJA & M COL	9	8	4	4	4	4	33	19	-	-	-	-	-		
TEX TALLEYTON STATE COLLEGE	3	7	7	3	3	3	12	1	15	11	13	-	-		
TEX TEXAS A & M UNIVERSITY	32	1	8	1	1	1	2	1	1	1	-	-	-		
TEX TEXAS CHRISTIAN UNIV	14	9	7	6	6	6	7	6	-	-	-	-	-		
TEX TEXAS COLLEGE	1	4	-	-	-	-	5	4	-	-	-	-	-		
TEX TEX LUTHER COL MAIN CAMPUS	3	1	3	2	2	2	10	4	-	-	-	-	-		
TEX TEXAS SOUTHERN UNIV	9	7	3	3	3	3	24	5	1	1	4	-	-		
TEX TEXAS TECHNOLOGICAL COL	44	34	8	8	8	8	10	10	-	-	-	-	-		
TEX TEXAS WESLEYAN COLLEGE	14	10	-	-	-	-	2	3	-	-	-	-	-		
TEX TEXAS WOMANS UNIVERSITY	7	7	-	2	2	2	4	7	-	-	-	-	-		
TEX TRINITY UNIVERSITY	8	5	1	1	1	1	3	4	-	-	-	-	-		
TEX UNIV OF CORPUS CHRISTI	2	1	-	-	-	-	40	14	2	-	-	-	-		
TEX UNIVERSITY OF DALLAS	2	-	-	-	-	-	25	11	4	-	-	-	-		
TEX UNIVERSITY OF HOUSTON	96	60	11	2	2	2	-	6	-	-	1	-	-		
TEX UNIVERSITY OF ST THOMAS	4	1	-	-	-	-	9	5	-	-	1	-	-		
TEX UNIV OF TEX AT ARLINGTON	109	29	6	4	4	4	7	4	-	-	3	-	-		
TEX UNIV TEXAS AT AUSTIN	195	117	24	7	7	7	23	4	-	-	-	-	-		
TEX UNIV OF TEXAS AT EL PASO	33	16	-	-	-	-	10	5	-	-	-	-	-		



TABLE 4.--BACHELOR'S, MASTER'S, AND DOCTOR'S DEGREES CONFERRED IN INSTITUTIONS OF HIGHER EDUCATION, BY SEX OF STUDENT, FIELD OF STUDY, STATE OR OTHER AREA, AND INSTITUTION: AGGREGATE UNITED STATES, 1968-69 --CONTINUED

FIELD OF STUDY, STATE OR OTHER AREA, AND INSTITUTION	BACHELOR'S DEGREES REQUIRING 4 OR 5 YEARS		MASTER'S DEGREES		DOCTOR'S DEGREES (PH.D., ED.D., ETC.)		BACHELOR'S DEGREES REQUIRING 4 OR 5 YEARS		MASTER'S DEGREES		DOCTOR'S DEGREES (PH.D., ED.D., ETC.)	
	2	3	4	5	6	7	2	3	4	5	6	7
	1	STATISTICS (CONTINUED)		1	MILITARY SCIENCE, TOTAL		1	PHILOSOPHY, TOTAL		1	MILITARY SCIENCE, TOTAL	
N Y CUNY CITY COLLEGE	4	1	4	-	-	-	4	1	4	-	-	-
N Y CUNY HUNTER COLLEGE	2	1	-	-	-	-	2	1	-	-	-	-
N Y CUNY LEHMAN COLLEGE	1	3	-	-	-	-	1	3	-	-	-	-
N Y COLUMBIA UNIV MAIN DIV	-	-	7	9	-	-	-	-	7	9	-	-
N Y CORNELL UNIV ALL CAMPUSES	1	1	1	-	-	-	1	1	1	-	-	-
N Y HOFSTRA UNIVERSITY	-	-	2	-	-	-	-	-	2	-	-	-
N Y NEW YORK UNIVERSITY	7	-	34	1	-	-	7	-	34	1	-	-
N Y ROCHESTER INST TECHNOLOGY	-	-	18	-	-	-	-	-	18	-	-	-
N Y SUNY ST U BUFLD MAIN CAM	-	-	8	-	1	-	-	-	8	-	1	-
N Y SUNY HEALTH SCI CTR BUFLD	-	-	1	1	-	-	-	-	1	1	-	-
N Y SYRACUSE U MAIN CAMPUS	2	-	1	-	-	-	2	-	1	-	-	-
N Y UNIVERSITY OF ROCHESTER	-	1	4	-	-	-	-	1	4	-	-	-
N C ST U RALEIGH MAIN CAM	5	-	16	1	-	-	5	-	16	1	-	-
N C UNIV OF NC AT CHAPEL HILL	-	-	7	-	1	-	-	-	7	-	1	-
OHIO BOWLING GRN ST U BUE CAR	1	-	-	-	-	-	1	-	-	-	-	-
OHIO CASE WESTERN RESERVE UNIV	2	-	11	-	4	-	2	-	11	-	4	-
OHIO OHIO ST UNIV ALL CAMPUSES	-	-	-	-	-	1	-	-	-	-	1	-
OHIO UNIVERSITY OF AKRON	-	-	-	-	-	-	-	-	-	-	-	-
OHIO U CINCINNATI MAIN CAMPUS	-	-	4	-	-	-	-	-	4	-	-	-
OHIO UNIVERSITY OF TOLEDO	18	2	-	-	-	-	18	2	-	-	-	-
OKLA OKLA ST UNIV MAIN CAMPUS	2	-	-	-	-	-	2	-	-	-	-	-
OKLA UNIV OKLA ALL CAMPUSES	-	-	2	1	-	-	-	-	2	1	-	-
OREG OREGON STATE UNIVERSITY	-	-	3	3	-	-	-	-	3	3	-	-
PA CARNEGIE-MELLON UNIV	9	-	9	-	-	-	9	-	9	-	-	-
PA LEHIGH UNIVERSITY	3	-	2	-	-	-	3	-	2	-	-	-
PA PENN ST UNIV ALL CAMPUSES	8	-	3	1	3	-	8	-	3	1	3	-
PA UNIV OF PENNSYLVANIA	17	3	17	3	-	-	17	3	17	3	-	-
PA VILLANOVA UNIVERSITY	1	1	1	1	-	-	1	1	1	1	-	-
TENN UNIV OF TENN ALL CAMPUSES	6	-	6	-	5	-	6	-	6	-	5	-
TEX SOUTHERN METHODIST UNIV	-	-	8	1	7	-	-	-	8	1	7	-
TEX TEXAS A & M UNIVERSITY	16	5	16	5	-	-	16	5	16	5	-	-
TEX UNIV TEXAS AT AUSTIN	4	1	5	-	-	-	4	1	5	-	-	-
UTAH BRIGHAM YOUNG UNIVERSITY	5	-	5	-	-	-	5	-	5	-	-	-
UTAH UNIV OF UTAH ALL CAMPUSES	8	2	8	2	9	-	8	2	8	2	9	-
UTAH UNIV OF UTAH MAIN CAMPUS	4	-	3	-	3	-	4	-	3	-	3	-
VA HOLLINS COLLEGE	5	1	5	1	3	-	5	1	5	1	3	-
VA RADFORD COLLEGE	1	6	1	9	-	-	1	6	1	9	-	-
VA VIRGINIA POLY INSTITUTE	8	4	8	4	-	-	8	4	8	4	-	-
VA VA UNIV ALL CAMPUSES	4	-	3	-	-	-	4	-	3	-	-	-
WIS U OF WIS MADISON	5	1	5	1	3	-	5	1	5	1	3	-
WYO UNIVERSITY OF WYOMING	5	6	5	-	-	-	5	6	5	-	-	-
P R U PUERTO RICO ALL CAMPUSES	1,895	-	-	-	-	-	1,895	-	-	-	-	-
MILITARY SCIENCE, TOTAL	30	51	132	85	19	47	181	30	51	132	85	19
ME MAINE MARITIME ACADEMY	5	-	5	-	-	-	5	-	5	-	-	-
MD UNIV MD MAIN CAMPUS	132	-	132	-	-	-	132	-	132	-	-	-
MASS MASS MARITIME ACADEMY	800	-	800	-	-	-	800	-	800	-	-	-
N Y SUNY MARITIME COLLEGE	47	-	47	-	-	-	47	-	47	-	-	-
OHIO MIAMI UNIV ALL CAMPUSES	9	-	9	-	-	-	9	-	9	-	-	-
OKLA OKLA ST UNIV MAIN CAMPUS	6	-	6	-	-	-	6	-	6	-	-	-
OKLA UNIVERSITY OF TULSA	1	-	1	-	-	-	1	-	1	-	-	-
S C UNIV S C ALL CAMPUSES	17	3	17	3	-	-	17	3	17	3	-	-
UTAH UNIV OF UTAH	1	-	1	-	-	-	1	-	1	-	-	-
WASH SEATTLE UNIVERSITY	3	-	3	-	-	-	3	-	3	-	-	-



TABLE 4.--BACHELOR'S, MASTER'S, AND DOCTOR'S DEGREES CONFERRED IN INSTITUTIONS OF HIGHER EDUCATION, BY SEX OF STUDENT, FIELD OF STUDY, STATE OR OTHER AREA, AND INSTITUTION: AGGREGATE UNITED STATES, 1968-69 --CONTINUED

FIELD OF STUDY, STATE OR OTHER AREA, AND INSTITUTION	BACHELOR'S DEGREES REQUIRING 4 OR 5 YEARS		MASTER'S DEGREES		DOCTOR'S DEGREES (PH.D., ED.D., ETC.)		BACHELOR'S DEGREES REQUIRING 4 OR 5 YEARS		MASTER'S DEGREES		DOCTOR'S DEGREES (PH.D., ED.D., ETC.)	
	Men	Women	Men	Women	Men	Women	Men	Women	Men	Women	Men	Women
	2	3	4	5	6	7	2	3	4	5	6	7
PHILOSOPHY, TOTAL	5	1	1	1	1	1	10	1	1	1	1	1
CAL CLAREMONT MENS COLLEGE	5	-	-	-	-	-	10	1	1	1	1	1
CAL CLAREMONT UNIV CENTER	-	-	-	1	4	-	2	-	-	-	-	-
CAL PITZER COLLEGE	4	-	-	-	-	-	2	-	-	-	-	-
CAL POMONA COLLEGE	11	4	-	-	-	-	44	10	2	12	1	1
CAL SCRIPPS COLLEGE	2	-	-	-	-	-	5	1	2	1	-	-
CAL COL OF THE HOLY NAMES	1	-	-	-	-	-	2	2	1	1	-	-
CAL LA VERNE COLLEGE	1	-	-	-	-	-	72	11	4	3	3	3
CAL LOYOLA UNIV OF LOS ANG	13	1	-	-	-	-	1	1	1	2	1	-
CAL MILLS COLLEGE	6	-	-	-	-	-	15	1	2	1	-	-
CAL MOUNT ST MARYS COLLEGE	1	-	-	-	-	-	6	4	-	-	-	-
CAL OCCIDENTAL COLLEGE	2	-	-	-	-	-	4	2	-	-	-	-
CAL PASADENA COLLEGE	2	-	-	-	-	-	15	-	-	-	-	-
CAL ST ALBERTS COLLEGE	3	-	-	-	-	-	14	-	-	-	-	-
CAL ST JOHNS COLLEGE	44	-	2	-	-	-	14	-	-	-	-	-
CAL ST MARYS COL CALIFORNIA	4	-	-	-	-	-	-	-	-	-	-	-
CAL ST PATRICKS COL	47	-	-	-	-	-	-	-	-	-	-	-
CAL SAN LUIS REY COLLEGE	18	1	-	-	-	-	2	2	-	-	-	-
CAL SIMPSON BIBLE COLLEGE	2	-	-	-	-	-	2	-	-	-	-	-
CAL STANFORD UNIVERSITY	15	6	-	-	-	-	2	-	-	-	-	-
CAL US INTERNATIONAL UNIV	3	-	-	-	7	1	4	1	-	-	-	-
CAL U OF CAL BERKELEY	31	18	5	3	7	-	1	-	-	-	-	-
CAL U OF CAL DAVIS	8	1	2	2	2	-	3	1	-	-	-	-
CAL U OF CAL IRVINE	10	2	1	-	-	-	19	-	-	-	-	-
CAL U OF CAL LOS ANGELES	24	13	8	6	3	-	6	-	-	-	-	-
CAL U OF CAL RIVERSIDE	3	1	5	1	1	-	9	3	2	2	1	1
CAL U OF CAL SAN DIEGO	5	6	6	3	2	-	8	1	-	-	-	-
CAL U OF CAL SANTA BARBARA	22	9	7	-	-	-	6	2	-	-	-	-
CAL U OF CAL SANTA CRUZ	21	3	1	-	2	-	7	1	-	-	-	-
CAL UNIVERSITY OF THE PACIFIC	3	1	-	-	-	-	11	7	5	2	2	1
CAL UNIVERSITY OF REDLANDS	4	-	-	-	-	-	-	8	-	-	-	-
CAL U SAN DIEGO COL FOR MEN	6	-	-	-	-	-	2	-	-	-	-	-
CAL U SAN DIEGO COL FOR WOMEN	3	-	-	-	-	-	3	-	4	4	1	1
CAL UNIV OF SAN FRANCISCO	17	4	-	-	-	-	5	2	-	-	-	-
CAL UNIVERSITY OF SAN CLARA	25	3	-	-	-	-	3	-	-	-	-	-
CAL UNIV OF STERN CALIFORNIA	13	3	4	-	4	-	2	1	-	-	-	-
CAL WESTMONT COLLEGE	8	-	-	-	-	-	8	2	2	2	2	-
CAL WHITTIER COLLEGE	2	-	-	-	-	-	8	2	2	2	2	-
CALO COLORADO COLLEGE	5	3	-	-	-	-	3	-	-	-	-	-
COLORADO STATE UNIVERSITY	3	4	-	-	-	-	8	-	-	-	-	-
COLORADO REGIS COLLEGE	39	-	-	1	-	-	9	5	7	2	-	-
COLORADO ST THOMAS SEMINARY	4	-	-	-	-	-	1	-	-	-	-	-
COLORADO SOUTHERN COLORADO ST COL	4	1	-	-	-	-	1	-	-	-	-	-
COLORADO TERRIF RIFLE COLLEGE	4	1	-	-	-	-	1	1	-	-	-	-
COLORADO UNIV COLG ALL CAMPUSES	15	8	1	-	-	-	9	9	6	1	1	-
COLORADO UNIVERSITY OF DENVER	13	2	4	-	1	-	3	1	-	-	-	-
CONN ANNURST COLLEGE	-	1	-	-	-	-	3	-	-	-	-	-
CONN CONNECTICUT COLLEGE	12	-	-	-	-	-	3	-	-	-	-	-
CONN FAIRFIELD UNIVERSITY	7	-	-	-	-	-	4	-	-	-	-	-
CONN HOLY APOSTLES SEMINARY	27	-	-	-	-	-	1	-	-	-	-	-
CONN ST ALPHONSUS COLLEGE	2	-	-	-	-	-	16	9	15	3	-	-
CONN ST BASILS COLLEGE	-	-	-	-	-	-	1	-	-	-	-	-
CONN TRINITY COLLEGE	4	-	1	1	-	-	7	-	-	-	-	-
CONN UNIV OF SACRED HEART	-	-	-	-	-	-	1	-	-	-	-	-
CONN BRADLEY UNIVERSITY	-	-	-	-	-	-	1	-	-	-	-	-
CONN COLLEGE OF ST FRANCIS	-	-	-	-	-	-	4	-	-	-	-	-
CONN DEPAUL UNIVERSITY	-	-	-	-	-	-	16	9	15	3	-	-
CONN EASTERN ILLINOIS UNIV	-	-	-	-	-	-	1	-	-	-	-	-
CONN ELMHURST COLLEGE	-	-	-	-	-	-	7	-	-	-	-	-
CONN ILLINOIS COLLEGE	-	-	-	-	-	-	1	-	-	-	-	-
CONN KNOX COLLEGE	-	-	-	-	-	-	2	-	-	-	-	-
CONN LAKE FOREST COLLEGE	-	-	-	-	-	-	7	-	-	-	-	-

TABLE 4.--BACHELOR'S, MASTER'S, AND DOCTOR'S DEGREES CONFERRED IN INSTITUTIONS OF HIGHER EDUCATION, BY SEX OF STUDENT, FIELD OF STUDY, STATE OR OTHER AREA, AND INSTITUTION: AGGREGATE UNITED STATES, 1968-69 --CONTINUED

FIELD OF STUDY, STATE OR OTHER AREA, AND INSTITUTION	BACHELOR'S DEGREES REQUIRING 4 OR 5 YEARS		MASTER'S DEGREES		DOCTOR'S DEGREES (PH.D., ED.D., ETC.)		BACHELOR'S DEGREES REQUIRING 4 OR 5 YEARS		MASTER'S DEGREES		DOCTOR'S DEGREES (PH.D., ED.D., ETC.)			
	1	2	3	4	5	6	7	1	2	3	4	5	6	7
	PHILOSOPHY, TOTAL	PHILOSOPHY, TOTAL	PHILOSOPHY, TOTAL	PHILOSOPHY, TOTAL	PHILOSOPHY, TOTAL	PHILOSOPHY, TOTAL	PHILOSOPHY, TOTAL	PHILOSOPHY, TOTAL	PHILOSOPHY, TOTAL	PHILOSOPHY, TOTAL	PHILOSOPHY, TOTAL	PHILOSOPHY, TOTAL	PHILOSOPHY, TOTAL	PHILOSOPHY, TOTAL
ILL LEWIS COLLEGE	22	-	-	-	-	-	-	-	-	15	-	-	-	-
ILL LOYOLA UNIVERSITY	77	5	-	3	-	1	-	-	-	1	-	-	-	-
ILL MACMURRAY COLLEGE	8	-	-	-	-	-	-	-	-	1	-	-	-	-
ILL MARYKNOX SEMINARY	28	-	-	-	-	-	-	-	-	-	-	-	-	-
ILL MCKENDREE COLLEGE	1	-	-	-	-	-	-	-	-	-	-	-	-	-
ILL WILLIAMS UNIVERSITY	1	-	-	-	-	-	-	-	-	2	-	-	-	-
ILL MONMOUTH COLLEGE	1	3	-	-	-	-	-	-	-	2	-	-	-	-
ILL NORTHERN ILLINOIS UNIV	8	4	-	1	-	-	-	-	-	1	-	-	-	-
ILL NORTH PARK COL & THEO SEM	3	-	-	-	-	-	-	-	-	1	-	-	-	-
ILL NORTHWESTERN UNIVERSITY	10	4	-	13	-	8	2	-	-	3	-	-	-	-
ILL OLVET NAZARENE COLLEGE	1	-	-	-	-	-	-	-	-	5	2	-	-	-
ILL QUINCY COLLEGE	10	-	-	-	-	-	-	-	-	1	-	-	-	-
ILL ROOSEVELT UNIVERSITY	9	1	-	7	1	-	-	-	-	1	-	-	-	-
ILL RUSSELL COLLEGE	3	-	-	-	-	-	-	-	-	1	-	-	-	-
ILL ST PROCOPIUS COLLEGE	10	-	-	-	-	-	-	-	-	2	-	-	-	-
ILL ST XAVIER COLLEGE	-	1	-	-	-	-	-	-	-	-	-	-	-	-
ILL SOUTHERN ILL U MAIN CAMPUS	10	2	-	6	1	9	-	-	-	1	-	-	-	-
ILL STERN ILL U EDWARDSVILLE CAMP	3	2	-	-	-	-	-	-	-	5	2	1	-	-
ILL TOLENTINE COLLEGE	6	-	-	-	-	-	-	-	-	2	-	-	-	-
ILL UNIVERSITY OF CHICAGO	15	7	-	10	8	4	-	-	-	1	-	-	-	-
ILL UNIV OF ILL URBANA CAMPUS	20	4	-	3	-	3	-	-	-	2	-	-	-	-
ILL UNIV ILL CHICAGO CIRCLE	17	5	-	4	8	-	-	-	-	1	-	-	-	-
ILL WYFATON COLLEGE	24	2	-	-	-	-	-	-	-	14	1	-	-	-
IND BALL STATE UNIVERSITY	2	-	-	-	-	-	-	-	-	1	-	-	-	-
IND BUTLER UNIVERSITY	1	-	-	-	-	-	-	-	-	1	-	-	-	-
IND CONCORDIA SENIOR COLLEGE	23	-	-	-	-	-	-	-	-	13	-	-	-	-
IND DEPAUL UNIVERSITY	5	1	-	1	-	-	-	-	-	1	-	-	-	-
IND EARLHAM COL ALL CAMPUSES	4	-	-	-	-	-	-	-	-	1	-	-	-	-
IND FRANKLIN COL OF INDIANA	1	2	-	-	-	-	-	-	-	4	1	-	-	-
IND HANOVER COLLEGE	6	-	-	-	-	-	-	-	-	2	-	-	-	-
IND INDIANA CENTRAL COLLEGE	3	-	-	-	-	-	-	-	-	27	-	-	-	-
IND INDIANA STATE UNIVERSITY	1	-	-	-	-	-	-	-	-	1	-	-	-	-
IND INDIANA UNIV ALL CAMPUSES	14	7	-	15	2	2	-	-	-	2	-	-	-	-
IND MARIAN COL INDIANAPOLIS	1	1	-	-	-	-	-	-	-	3	3	-	-	-
IND PURDUE UNIV MAIN CAMPUS	12	1	-	7	2	-	-	-	-	1	-	-	-	-
IND ST FRANCIS COLLEGE	3	-	-	-	-	-	-	-	-	6	2	-	-	-
IND ST JOSEPH COL MAIN CAMPUS	29	-	-	-	-	-	-	-	-	4	-	-	-	-
IND ST JOS COL CALUMET CAMPUS	3	1	-	-	-	-	-	-	-	1	-	-	-	-
IND ST MARYS COLLEGE	-	2	-	-	-	-	-	-	-	1	-	-	-	-
IND ST WENRAD COL & SCH THEO	13	-	-	-	-	-	-	-	-	1	-	-	-	-
IND UNIV OF EVANSVILLE	3	-	-	-	-	-	-	-	-	1	-	-	-	-
IND UNIVERSITY OF NOTRE DAME	11	-	-	18	3	10	-	-	-	1	-	-	-	-
IND VALPARAISO UNIVERSITY	5	1	-	-	-	-	-	-	-	8	6	5	1	-
IND WABASH COLLEGE	3	-	-	-	-	-	-	-	-	2	-	-	-	-
IOWA CENTRAL UNIV OF IOWA	3	1	-	-	-	-	-	-	-	9	-	-	-	-
IOWA CDE COLLEGE	5	2	-	-	-	-	-	-	-	10	3	-	-	-
IOWA CORNELL COLLEGE	1	1	-	-	-	-	-	-	-	5	-	-	-	-
IOWA DIVINE WORD COLLEGE	6	-	-	-	-	-	-	-	-	4	1	-	-	-
IOWA DOROT COLLEGE	5	-	-	-	-	-	-	-	-	7	-	-	-	-
IOWA DRAKE UNIVERSITY	1	-	-	-	-	-	-	-	-	6	-	-	-	-
IOWA GRINNELL COLLEGE	5	1	-	-	-	-	-	-	-	4	-	-	-	-
IOWA TOWA ST U OF SCI & TECH	4	-	-	-	-	-	-	-	-	2	3	2	6	-

TABLE 4.--BACHELOR'S, MASTER'S, AND DOCTOR'S DEGREES CONFERRED IN INSTITUTIONS OF HIGHER EDUCATION, BY SEX OF STUDENT, FIELD OF STUDY, STATE OR OTHER AREA, AND INSTITUTION: AGGREGATE UNITED STATES, 1968-69 --CONTINUED

FIELD OF STUDY, STATE OR OTHER AREA, AND INSTITUTION	BACHELOR'S DEGREES REQUIRING 4 OR 5 YEARS		MASTER'S DEGREES		DOCTOR'S DEGREES (P.H.D., ED.D., ETC.)		BACHELOR'S DEGREES REQUIRING 4 OR 5 YEARS	MASTER'S DEGREES		DOCTOR'S DEGREES (P.H.D., ED.D., ETC.)					
	1	2	3	4	5	6		7	1	2	3	4	5	6	7
	MEN	WOMEN	MEN	WOMEN	MEN	WOMEN		MEN	WOMEN	MEN	WOMEN	MEN	WOMEN	MEN	WOMEN
PHILOSOPHY, TOTAL															
MD MOUNT ST MARYS COLLEGE		20													
MD ST MARYS SEM & U MAIN CAMP		86													
MD TOMSON STATE COLLEGE		1													
MD UNIV MD MAIN CAMPUS		13		8											
MD WASHINGTON COLLEGE		7		4											
MD WESTERN MARYLAND COLLEGE		3													
MASS AFRICAN INTERNAT COL		1													
MASS AMHERST COLLEGE		3													
MASS ASSUMPTION COLLEGE		9													
MASS AUGUSTINIAN COL MERRIMACK VLY		15													
MASS BOSTON COLLEGE		48		4											
MASS BOSTON UNIVERSITY		34		11		13									
MASS BRANDIS UNIVERSITY		8		2		1									
MASS CLARK UNIVERSITY		3													
MASS COL OF THE HOLY CROSS		18													
MASS CURRY COLLEGE		1													
MASS EASTERN MARYLAND COLLEGE		2													
MASS GORDON COLLEGE		10													
MASS HARVARD UNIVERSITY		26		6		4									
MASS MASS INST OF TECHNOLOGY		7													
MASS STATE COL AT BOSTON		11		12		4									
MASS MOUNT HOLYOKE COLLEGE				12											
MASS NEWTON COL SACRED HEART				2											
MASS NORTHEASTERN UNIVERSITY		11		6											
MASS ST HYACINTH COL & SEM		7													
MASS ST JOHNS SEMINARY		50													
MASS ST STEPHENS COLLEGE		17		4		3									
MASS SMITH COLLEGE		1													
MASS SPRINGFIELD COLLEGE		1													
MASS STONEHILL COLLEGE		10		4											
MASS SUFFOLK UNIV ALL CAMPUSES		12		2											
MASS TUFTS UNIVERSITY		6		4		1									
MASS UNIV MASS AMHERST CAMPUS		7		3		2									
MASS UNIV MASS BOSTON CAMPUS		4													
MASS WELLESLEY COLLEGE				26											
MASS WIFATON COLLEGE				7											
MASS WILLIAMS COLLEGE		10													
NICH ABBOTTS COLLEGE		7													
NICH ALBION COLLEGE		5		1											
NICH ALMA COLLEGE		2		1											
NICH ADAMS COLLEGE		2													
NICH CALVIN COLLEGE		13													
NICH DANFORTH COLLEGE		15													
NICH EASTERN MICHIGAN UNIV		5													
NICH GRAND VALLEY STATE COL		4		1											
NICH HOPP COLLEGE		4		2											
NICH KALAMAZOO COLLEGE		2		1											
NICH MARYGLEN COLLEGE		7													
NICH MICHIGAN LUTHERAN COLLEGE		1													
NICH NICH ST UNIV ALL CAMPUSES		14		4		5									
NICH OAKLAND UNIVERSITY		3		2		3									
NICH OLVET COLLEGE		5													

Table 4 -- BACHELORS, MASTERS, AND DOCTOR'S DEGREES CONFERRED IN INSTITUTIONS OF HIGHER EDUCATION, BY SEX OF STUDENT, FIELD OF STUDY, STATE OR OTHER AREA, AND INSTITUTION: AGGREGATE UNITED STATES, 1968-69 --CONTINUED

FIELD OF STUDY, STATE OR OTHER AREA, AND INSTITUTION	BACHELOR'S DEGREES REQUIRING 4 OR 5 YEARS		MASTER'S DEGREES		DOCTOR'S DEGREES (PH.D., ED.D., ETC.)		BACHELOR'S DEGREES REQUIRING 4 OR 5 YEARS		MASTER'S DEGREES		DOCTOR'S DEGREES (PH.D., ED.D., ETC.)	
	Men	Women	Men	Women	Men	Women	Men	Women	Men	Women	Men	Women
	2	3	4	5	6	7	2	3	4	5	6	7
PHILOSOPHY, TOTAL	(CONTINUED)											
NERR D'ARNE COLLEGE	2	-	-	-	-	-	-	-	-	-	-	-
NERR JOHN F. KENNEDY COLLEGE	1	-	-	-	-	-	-	-	-	-	-	-
NERR NICHOLAS LUTHERAN COLLEGE	2	-	-	-	-	-	-	-	-	-	-	-
NERR UNIV NERASKA MAIN CAMPUS	7	2	5	-	-	-	-	-	-	-	-	-
NERR UNIV NEBRASKA AT OMAHA	2	-	-	-	-	-	-	-	-	-	-	-
NERR UNIV NEVADA	2	2	-	-	-	-	-	-	-	-	-	-
NH DARTMOUTH COLLEGE	8	-	-	-	-	-	-	-	-	-	-	-
NH ST ANSELMS COLLEGE	3	3	-	-	-	-	-	-	-	-	-	-
NH UNIV OF NEW HAMPSHIRE	3	-	-	-	-	-	-	-	-	-	-	-
NJ BLOOMFIELD COLLEGE	3	-	-	-	-	-	-	-	-	-	-	-
NJ COLLEGE OF ST. ELIZABETH	-	2	-	-	-	-	-	-	-	-	-	-
NJ DON ROSCO COLLEGE	31	-	-	-	-	-	-	-	-	-	-	-
NJ DRFH UNIVERSITY	6	3	-	-	-	-	-	-	-	-	-	-
NJ FAIRHURDICKSON U ALL CAM	4	3	-	-	-	-	-	-	-	-	-	-
NJ PRINCETON UNIVERSITY	26	1	3	-	6	1	-	-	-	-	-	-
NJ RIDER COLLEGE	-	1	-	-	-	-	-	-	-	-	-	-
NJ RUTGERS THE ST U ALL CAM	17	8	-	-	-	-	-	-	-	-	-	-
NJ ST PETERS COLLEGE	3	1	-	-	-	-	-	-	-	-	-	-
NJ SEYM HALL UNIVERSITY	7	1	-	-	-	-	-	-	-	-	-	-
NJ SHELTON COLLEGE	-	1	-	-	-	-	-	-	-	-	-	-
NJ UPSALA COLLEGE	3	-	-	-	-	-	-	-	-	-	-	-
NM COLLEGE OF SANTA FE	1	-	-	-	-	-	-	-	-	-	-	-
NM UNIV OF ALBUQUERQUE	-	1	-	-	-	-	-	-	-	-	-	-
NM UNIVERSITY OF NEW MEXICO	2	5	2	-	-	-	-	-	-	-	-	-
NY ADELPHI UNIVERSITY	4	-	-	-	-	-	-	-	-	-	-	-
NY BARD COLLEGE	2	1	-	-	-	-	-	-	-	-	-	-
NY CANIS COLLEGE	9	-	-	-	-	-	-	-	-	-	-	-
NY CATH COL IMMAC CONCEPTION	60	-	-	-	-	-	-	-	-	-	-	-
NY CUNY BROOKLYN COLLEGE	22	4	2	-	-	-	-	-	-	-	-	-
NY CUNY CITY COLLEGE	24	12	7	-	-	-	-	-	-	-	-	-
NY CUNY HUNTER COLLEGE	7	13	3	-	-	-	-	-	-	-	-	-
NY CUNY LEHMAN COLLEGE	4	3	-	-	-	-	-	-	-	-	-	-
NY CUNY QUEENS COLLEGE	18	5	1	-	-	-	-	-	-	-	-	-
NY CUNY RICHMOND COL	1	-	-	-	-	-	-	-	-	-	-	-
NY COLGATE UNIVERSITY	30	-	-	-	-	-	-	-	-	-	-	-
NY COLLEGE OF NEW ROCHELLE	-	6	-	-	-	-	-	-	-	-	-	-
NY COLUMBIA UNIV MAIN DIV	35	5	9	-	11	3	-	-	-	-	-	-
NY COLUMBIA UNIV BARNARD COL	-	18	-	-	-	-	-	-	-	-	-	-
NY CORNELL UNIV ALL CAMPUSES	14	2	5	2	7	1	-	-	-	-	-	-
NY D'YONVILLE COLLEGE	-	1	-	-	-	-	-	-	-	-	-	-
NY ELMIRA COLLEGE	-	2	-	-	-	-	-	-	-	-	-	-
NY FORDHAM UNIVERSITY	28	6	12	4	5	5	-	-	-	-	-	-
NY HAMILTON COLLEGE	5	-	-	-	-	-	-	-	-	-	-	-
NY HARTWICK COLLEGE	2	-	-	-	-	-	-	-	-	-	-	-
NY HOBART & Wm SMITH COLLEGE	3	1	-	-	-	-	-	-	-	-	-	-
NY HOEFSTRA UNIVERSITY	7	1	-	-	-	-	-	-	-	-	-	-
NY HOUGHTON COLLEGE	8	2	-	-	-	-	-	-	-	-	-	-
NY IMMACULATE CONCEPTION SEM	9	-	-	-	-	-	-	-	-	-	-	-
NY IONA COLLEGE	11	1	-	-	-	-	-	-	-	-	-	-
NY ITHACA COLLEGE	1	1	-	-	-	-	-	-	-	-	-	-
NY JEWIS THFOL SEM OF AMER	2	-	-	-	-	-	-	-	-	-	-	-
NY KINGS COLLEGE	1	-	-	-	-	-	-	-	-	-	-	-

TABLE 4.--BACHELOR'S, MASTER'S, AND DOCTOR'S DEGREES CONFERRED IN INSTITUTIONS OF HIGHER EDUCATION, BY SEX OF STUDENT, FIELD OF STUDY, STATE OR OTHER AREA, AND INSTITUTION: AGGREGATE UNITED STATES, 1968-69 --CONTINUED

Table with columns for BACHELOR'S DEGREES, MASTER'S DEGREES, DOCTOR'S DEGREES, and their respective counts for men and women. Includes sub-sections for 'PHILOSOPHY, TOTAL' and 'PHILOSOPHY, TOTAL' with various university names and degree counts.

TABLE 4.--BACHELOR'S, MASTER'S, AND DOCTOR'S DEGREES CONFERRED IN INSTITUTIONS OF HIGHER EDUCATION, BY SEX OF STUDENT, FIELD OF STUDY, STATE OR OTHER AREA, AND INSTITUTION: AGGREGATE UNITED STATES, 1968-69 --CONTINUED

PHILOSOPHY, TOTAL	BACHELOR'S DEGREES REQUIRING 4 OR 5 YEARS		MASTER'S DEGREES		DOCTOR'S DEGREES (PH.D., ED. D., ETC.)		BACHELOR'S DEGREES REQUIRING 4 OR 5 YEARS		MASTER'S DEGREES		DOCTOR'S DEGREES (PH.D., ED. D., ETC.)			
	1	2	3	4	5	6	7	1	2	3	4	5	6	7
	Men	Women	Men	Women	Men	Women	Men	Women	Men	Women	Men	Women	Men	Women
PA THIEL COLLEGE	1	-	-	-	-	-	-	5	-	-	-	-	-	-
PA UNIV OF PENNSYLVANIA	6	8	-	-	-	2	-	24	8	4	1	1	3	
PA UNIV PITTSBG ALL CAMPUSES	33	5	-	-	16	-	-	5	2	-	-	-	-	
PA UNIVERSITY OF SCRANTON	5	-	-	-	-	-	-	15	3	2	-	-	-	
PA URSDINUS COLLEGE	5	1	-	-	-	-	-	-	-	-	-	-	-	
PA VILLANOVA UNIVERSITY	20	-	-	3	1	-	-	-	2	-	-	-	-	
PA WASHINGTON JEFFERSON COL	2	-	-	-	-	-	-	-	-	-	-	-	-	
PA WESTMINSTER COLLEGE	2	-	-	-	-	-	-	-	-	-	-	-	-	
PA WILKES COLLEGE	2	-	-	-	-	-	-	-	-	-	-	-	-	
PA WILSON COLLEGE	4	-	-	-	-	-	-	-	-	-	-	-	-	
PA WYOMING COLLEGE	5	-	-	-	-	-	-	-	-	-	-	-	-	
RI BARRINGTON COLLEGE	9	-	-	7	4	-	-	-	-	-	-	-	-	
RI BROWN UNIVERSITY	8	-	-	-	-	-	-	-	-	-	-	-	-	
RI PROVIDENCE COLLEGE	21	-	-	-	-	-	-	-	-	-	-	-	-	
RI SEN OF OUR LADY OF PROV	2	2	-	-	-	-	-	-	-	-	-	-	-	
RI UNIV B I ALL CAMPUSES	2	-	-	-	-	-	-	-	-	-	-	-	-	
SC CONVERSE COLLEGE	1	-	-	-	-	-	-	-	-	-	-	-	-	
SC FURMAN UNIVERSITY	5	-	-	-	-	-	-	-	-	-	-	-	-	
SC NEWBERRY COLLEGE	10	2	-	-	-	-	-	-	-	-	-	-	-	
SC UNIV S C ALL CAMPUSES	4	1	3	1	1	-	-	-	-	-	-	-	-	
SC WINTHROP COLLEGE	2	-	-	-	-	-	-	-	-	-	-	-	-	
SC WOFFORD COLLEGE	1	-	-	-	-	-	-	-	-	-	-	-	-	
SD AUGUSTA COLLEGE	1	-	-	-	-	-	-	-	-	-	-	-	-	
SD SIOUX FALLS COLLEGE	3	1	-	-	-	-	-	-	-	-	-	-	-	
SD UNIVERSITY SOUTH DAKOTA	1	-	-	-	-	-	-	-	-	-	-	-	-	
SD YANKTON COLLEGE	1	-	-	-	-	-	-	-	-	-	-	-	-	
TENN BETHEL COLLEGE	2	-	-	-	-	-	-	-	-	-	-	-	-	
TENN CARSON NEWMAN COLLEGE	1	-	-	-	-	-	-	-	-	-	-	-	-	
TENN E TENN ST U ALL CAMPUSES	5	2	-	-	-	-	-	-	-	-	-	-	-	
TENN MEMPHIS STATE UNIVERSITY	2	-	-	-	-	-	-	-	-	-	-	-	-	
TENN MORGAN COLLEGE INC	2	-	-	-	-	-	-	-	-	-	-	-	-	
TENN SIENA COLLEGE	1	-	-	-	-	-	-	-	-	-	-	-	-	
TENN SOUTHWESTERN AT MEMPHIS	6	1	-	-	-	-	-	-	-	-	-	-	-	
TENN TREVCCA WAZARENE COLLEGE	2	-	-	-	-	-	-	-	-	-	-	-	-	
TENN UNIVERSITY OF THE SOUTH	3	1	-	-	-	-	-	-	-	-	-	-	-	
TENN UNIV OF TENN ALL CAMPUSES	4	1	2	1	2	1	-	-	-	-	-	-	-	
TENN VANDERBILT UNIVERSITY	12	5	2	2	2	1	-	-	-	-	-	-	-	
TEX AUSTIN COLLEGE	1	-	-	-	-	-	-	-	-	-	-	-	-	
TEX BAYLOR UNIV MAIN CAMPUS	2	-	-	-	-	-	-	-	-	-	-	-	-	
TEX BOSTON COLLEGE	1	-	-	-	-	-	-	-	-	-	-	-	-	
TEX HOUSTON BAPTIST COLLEGE	1	-	-	-	-	-	-	-	-	-	-	-	-	
TEX INCARNATE WORD COLLEGE	1	-	-	-	-	-	-	-	-	-	-	-	-	
TEX NORTH TEXAS STATE UNIV	1	-	-	-	-	-	-	-	-	-	-	-	-	
TEX OUR LADY OF THE LAKE COL	1	-	-	-	-	-	-	-	-	-	-	-	-	
TEX RICE UNIVERSITY	4	2	-	-	-	-	-	-	-	-	-	-	-	
TEX ST MARYS UNIVERSITY	7	-	-	-	-	-	-	-	-	-	-	-	-	
TEX SOUTHERN METHODIST UNIV	5	-	-	-	-	-	-	-	-	-	-	-	-	
TEX SOUTHWESTERN UNIVERSITY	1	-	-	-	-	-	-	-	-	-	-	-	-	
TEX TEXAS A & T UNIVERSITY	1	-	-	-	-	-	-	-	-	-	-	-	-	
TEX TEXAS CHRISTIAN UNIV	5	1	1	1	1	-	-	-	-	-	-	-	-	
TEX TRINITY UNIVERSITY	1	-	-	-	-	-	-	-	-	-	-	-	-	
TEX UNIVERSITY OF DALLAS	8	3	-	-	-	-	-	-	-	-	-	-	-	
TEX UNIVERSITY OF HOUSTON	5	2	-	-	1	-	-	-	-	-	-	-	-	

TABLE 4.--BACHELOR'S, MASTER'S, AND DOCTOR'S DEGREES CONFERRED IN INSTITUTIONS OF HIGHER EDUCATION, BY SEX OF STUDENT, FIELD OF STUDY, STATE OR OTHER AREA, AND INSTITUTION: AGGREGATE UNITED STATES, 1968-69 --CONTINUED

FIELD OF STUDY, STATE OR OTHER AREA, AND INSTITUTION	BACHELOR'S DEGREES REQUIRING 4 OR 5 YEARS		MASTER'S DEGREES		DOCTOR'S DEGREES (Ph.D., Ed.D., ETC.)		BACHELOR'S DEGREES REQUIRING 4 OR 5 YEARS		MASTER'S DEGREES		DOCTOR'S DEGREES (Ph.D., Ed.D., ETC.)		
	1	2	3	4	5	6	7	2	3	4	5	6	7
	MEN	WOMEN	MEN	WOMEN	MEN	WOMEN	MEN	MEN	WOMEN	MEN	WOMEN	MEN	WOMEN
(CONTINUED)													
PHILOSOPHY, TOTAL													
WIS MOUNT ST PAUL COLLEGE		17											
WIS NORTHLAND COLLEGE		1											
WIS RIPON COLLEGE		1	3										
WIS ST FRANCIS SEMINARY		53											
WIS ST NORBERT COLLEGE		2											
WIS U OF WIS MADISON		43	17	9	1	5							
WIS U OF WIS MILWAUKEE		10	2	1									
WIS HIS STATE UNIV EAU CLAIRE		1											
WIS HIS STATE UNIV OSHKOSH		1											
WIS HIS STATE UNIV STEVENS PNT		2											
WYO UNIVERSITY OF WYCMING		3	1										
P R CATHOLIC UNIV OF P R		11	1	1		1							
P R U PUERTO RICO ALL CAMPUSES		3	3										
PHILOSOPHY	3,620	1,039		495	119	233	34						
ALA AURURN UNIV		2											
ALA BIRMINGHAM SOUTHERN COL		11											
ALA SPRING HILL COLLEGE		7	1										
ALA UNIV ALABAMA MAIN CAMPUS		3	1	2									
ALA UNIV OF SOUTH ALABAMA		2											
ALAS U OF ALAS ALL CAMPUSES		2											
ARIZ ARIZONA STATE UNIVERSITY		2	1	3									
ARIZ NORTHERN ARIZONA UNIV		1											
ARIZ UNIVERSITY OF ARIZONA		6	5										
ARK ARKANSAS POLYTECHNIC COL		1											
ARK ARK ST UNIV ALL CAMPUSES		2											
ARK HENDRIX COLLEGE		3											
ARK QUACHTA BAPTIST UNIV		4		1									
ARK UNIV ARK MAIN CAMPUS		3	1	1									
CAL CALIFORNIA LUTHERAN COL		3											
CAL CALIF STATE COL FULLERTON		12	4										
CAL CALIFORNIA ST COL HAYWARD		5	2										
CAL CALIF STATE COL LONG BCH		33	16										
CAL CALIF STATE COL LOS ANGELES		28	3										
CAL CAL ST COL SAN BERNARDINO		2	1										
CAL CHICO STATE COLLEGE		8	1										
CAL PFSND ST COL MAIN CAMPUS		9											
CAL SACRAMENTO STATE COLLEGE		3	4										
CAL SAN DIEGO ST COL MAIN CAM		17	3	3									
CAL SAN FERNANDO VLY ST COL		30	7										
CAL SAN FRANCISCO STATE COL		20	8										
CAL SAN JOSE STATE COLLEGE		18	4										
CAL SIMOMA STATE COLLEGE		2	1										
CAL CLAREMONT MENS COLLEGE		5											
CAL CLAREMONT UNIV CENTER						1	4						
CAL PITZER COLLEGE			4										
CAL POMONA COLLEGE		11	4										
CAL SCRIPPS COLLEGE			2										
CAL COL OF THE HOLY NAMES		1	1										
CAL LA VERNE COLLEGE		1											
CAL LOYOLA UNIV OF LOS ANG		13	1										
CAL HILLS COLLEGE		6											

TABLE 4.--BACHELOR'S, MASTER'S, AND DOCTOR'S DEGREES CONFERRED IN INSTITUTIONS OF HIGHER EDUCATION, BY SEX OF STUDENT, FIELD OF STUDY, STATE OR OTHER AREA, AND INSTITUTION: AGGREGATE UNITED STATES, 1968-69 --CONTINUED

FIELD OF STUDY, STATE OR OTHER AREA, AND INSTITUTION	BACHELOR'S DEGREES REQUIRING 4 OR 5 YEARS		MASTER'S DEGREES		DOCTOR'S DEGREES (PH.D., ED.D., ETC.)		BACHELOR'S DEGREES REQUIRING 4 OR 5 YEARS		MASTER'S DEGREES		DOCTOR'S DEGREES (PH.D., ED.D., ETC.)					
	1	2	3	4	5	6	7	1	2	3	4	5	6	7		
	MEN		WOMEN		MEN		WOMEN		MEN		WOMEN		MEN		WOMEN	
PHILADELPHIA																
FLA FLORIDA STATE UNIVERSITY	9	3	2	2	1	1	1	5	1	1	1	1	1	1	1	1
FLA UNIVERSITY OF FLORIDA	8	1	1	1	1	1	1	4	1	1	1	1	1	1	1	1
FLA UNIV OF SOUTH FLORIDA	6	2	1	1	1	1	1	1	1	1	1	1	1	1	1	1
FLA UNIV OF WEST FLORIDA	11	7	5	2	2	2	2	6	2	2	2	2	2	2	2	2
FLA UNIVERSITY OF MIAMI	1	1	1	1	1	1	1	1	1	1	1	1	1	1	1	1
GA AGNES SCOTT COLLEGE	8	8	8	8	8	8	8	8	8	8	8	8	8	8	8	8
GA GOVERNMENT COLLEGE	2	2	2	2	2	2	2	2	2	2	2	2	2	2	2	2
GA HOWARD UNIV ALL CAMPUSES	3	3	3	3	3	3	3	3	3	3	3	3	3	3	3	3
GA MORGAN STATE COLLEGE	5	2	2	2	2	2	2	2	2	2	2	2	2	2	2	2
GA SHERMAN COLLEGE	3	3	3	3	3	3	3	3	3	3	3	3	3	3	3	3
GA UNIVERSITY OF GEORGIA	2	1	1	1	1	1	1	1	1	1	1	1	1	1	1	1
GA WESTERN COLLEGE	8	2	2	2	2	2	2	2	2	2	2	2	2	2	2	2
HAWA CHAMINADE COL OF HONOLULU	9	8	8	8	8	8	8	8	8	8	8	8	8	8	8	8
HAWA UNIV HAWAII MAIN CAMPUS	8	3	3	3	3	3	3	3	3	3	3	3	3	3	3	3
IDA COLLEGE OF IDAHO	1	1	1	1	1	1	1	1	1	1	1	1	1	1	1	1
IDA NORTHWEST NAZARENE COL	1	1	1	1	1	1	1	1	1	1	1	1	1	1	1	1
IDA UNIVERSITY OF IDAHO	1	1	1	1	1	1	1	1	1	1	1	1	1	1	1	1
ILL AQUINAS INST PHIL & THEOL	9	3	3	3	3	3	3	3	3	3	3	3	3	3	3	3
ILL AUGUSTANA COLLEGE	1	1	1	1	1	1	1	1	1	1	1	1	1	1	1	1
ILL AURORA COLLEGE	3	3	3	3	3	3	3	3	3	3	3	3	3	3	3	3
ILL BARAT COL OF SACRED HEART	4	4	4	4	4	4	4	4	4	4	4	4	4	4	4	4
ILL BRADLEY UNIVERSITY	4	4	4	4	4	4	4	4	4	4	4	4	4	4	4	4
ILL COLLEGE OF ST FRANCIS	1	1	1	1	1	1	1	1	1	1	1	1	1	1	1	1
ILL DEPAUL UNIVERSITY	16	9	15	3	3	3	3	15	3	3	3	3	3	3	3	3
ILL EASTERN ILLINOIS UNIV	1	1	1	1	1	1	1	1	1	1	1	1	1	1	1	1
ILL ELMHURST COLLEGE	7	7	7	7	7	7	7	7	7	7	7	7	7	7	7	7
ILL ILLINOIS COLLEGE	1	1	1	1	1	1	1	1	1	1	1	1	1	1	1	1
ILL KNOX COLLEGE	2	2	2	2	2	2	2	2	2	2	2	2	2	2	2	2
ILL LAKE FOREST COLLEGE	7	7	7	7	7	7	7	7	7	7	7	7	7	7	7	7
ILL LEWIS COLLEGE	22	22	22	22	22	22	22	22	22	22	22	22	22	22	22	22
ILL LOYOLA UNIVERSITY	77	5	3	3	3	3	3	3	3	3	3	3	3	3	3	3
ILL MACMURRAY COLLEGE	8	8	8	8	8	8	8	8	8	8	8	8	8	8	8	8
ILL MC KENDRICK COLLEGE	1	1	1	1	1	1	1	1	1	1	1	1	1	1	1	1
ILL MILLIKEN UNIVERSITY	1	1	1	1	1	1	1	1	1	1	1	1	1	1	1	1
ILL MONMOUTH COLLEGE	1	1	1	1	1	1	1	1	1	1	1	1	1	1	1	1
ILL NORTHERN ILLINOIS UNIV	8	4	4	4	4	4	4	4	4	4	4	4	4	4	4	4
ILL NORTH PARK COL & THEO SEM	3	3	3	3	3	3	3	3	3	3	3	3	3	3	3	3
ILL NORTHWESTERN UNIVERSITY	10	4	13	1	1	1	1	13	1	1	1	1	1	1	1	1
ILL OLIVET NAZARENE COLLEGE	1	1	1	1	1	1	1	1	1	1	1	1	1	1	1	1
ILL QUINCY COLLEGE	5	5	5	5	5	5	5	5	5	5	5	5	5	5	5	5
ILL ROOSEVELT UNIVERSITY	9	1	7	1	1	1	1	7	1	1	1	1	1	1	1	1
ILL ROSARY COLLEGE	3	3	3	3	3	3	3	3	3	3	3	3	3	3	3	3
ILL ST PROCOPIUS COLLEGE	10	10	10	10	10	10	10	10	10	10	10	10	10	10	10	10
ILL ST XAVIER COLLEGE	1	1	1	1	1	1	1	1	1	1	1	1	1	1	1	1
ILL SOUTHERN ILL U MAIN CAMPUS	10	2	8	1	1	1	1	8	1	1	1	1	1	1	1	1
ILL SOUTHERN ILL U EDWARDSVILLE CAMP	3	3	3	3	3	3	3	3	3	3	3	3	3	3	3	3
ILL UNIVERSITY OF CHICAGO	15	7	10	8	8	8	8	8	8	8	8	8	8	8	8	8
ILL UNIV OF ILL URBANA CAMPUS	20	4	3	3	3	3	3	3	3	3	3	3	3	3	3	3
ILL UNIV ILL CHICAGO CIRCLE	17	5	4	4	4	4	4	4	4	4	4	4	4	4	4	4
ILL WHEATON COLLEGE	24	24	24	24	24	24	24	24	24	24	24	24	24	24	24	24
IND BALL STATE UNIVERSITY	2	2	2	2	2	2	2	2	2	2	2	2	2	2	2	2
IND BUTLER UNIVERSITY	1	1	1	1	1	1	1	1	1	1	1	1	1	1	1	1
IND CONCORDIA SENIOR COLLEGE	1	1	1	1	1	1	1	1	1	1	1	1	1	1	1	1
IND DEPAUL UNIVERSITY	23	23	23	23	23	23	23	23	23	23	23	23	23	23	23	23



INSTITUTIONS OF HIGHER EDUCATION, BY SEX OF STUDENT, FIELD OF STUDY, STATE OR OTHER AREA, AND INSTITUTION: AGGREGATE UNITED STATES, 1968-69 --CONTINUED

FIELD OF STUDY, STATE OR OTHER AREA, AND INSTITUTION	BACHELOR'S DEGREES REQUIRING 4 OR 5 YEARS		MASTERS DEGREES		DOCTOR'S DEGREES (PH.D., ED.D., ETC.)		BACHELOR'S DEGREES REQUIRING 4 OR 5 YEARS		MASTERS DEGREES		DOCTOR'S DEGREES (PH.D., ED.D., ETC.)			
	1	2	3	4	5	6	7	1	2	3	4	5	6	7
	MEN	WOMEN	MEN	WOMEN	MEN	WOMEN	MEN	WOMEN	MEN	WOMEN	MEN	WOMEN	MEN	WOMEN
PHILOSOPHY														
NEBR JOHN F KENNEDY COLLEGE	1													
NEBR MIDLAND LUTHERAN COLLEGE	2													
NEBR UNIV NEBRASKA MAIN CAMPUS	7													
NEBR UNIV NEBRASKA AT OMAHA	2													
NEV UNIVERSITY OF NEVADA	2													
N H DARTMOUTH COLLEGE	8													
N H ST ANSELMS COLLEGE	3													
N H UNIV OF NEW HAMPSHIRE	3													
N J BURGHELD COLLEGE	3													
N J COLLEGE OF ST FLIZABETH	2													
N J DREW UNIVERSITY	6													
N J FAIRLICH OICKMAN U ALL CAM	4													
N J PRINCETON UNIVERSITY	26													
N J RICE COLLEGE	17													
N J RUTGERS THE ST U ALL CAM	8													
N J ST PETERS COLLEGE	3													
N J SETON HALL UNIVERSITY	7													
N J SHELTON COLLEGE	1													
N J UPSALA COLLEGE	3													
N M COLLEGE OF SANTA FE	1													
N M UNIV OF ALBUQUERQUE	1													
N M UNIVERSITY OF NEW MEXICO	5													
N Y ADELPHI UNIVERSITY	4													
N Y BARD COLLEGE	2													
N Y CANTISSIUS COLLEGE	9													
N Y CUNY BROOKLYN COLLEGE	22													
N Y CUNY CITY COLLEGE	24													
N Y CUNY HUNTER COLLEGE	7													
N Y CUNY LEHMAN COLLEGE	4													
N Y CUNY QUEENS COLLEGE	18													
N Y CUNY RICHMOND COL	1													
N Y COLGATE UNIVERSITY	30													
N Y COLLEGE OF NEW ROCHELLE	6													
N Y COLUMBIA UNIV MAIN DIV	35													
N Y COLUMBIA UNIV BARNARD COL	18													
N Y CORNELL UNIV ALL CAMPUSES	14													
N Y D YOUNGVILLE COLLEGE	1													
N Y ELMIRA COLLEGE	2													
N Y FORDHAM UNIVERSITY	28													
N Y HAMILTON COLLEGE	5													
N Y HARTWICK COLLEGE	2													
N Y HOBART & W SMITH COLLEGE	3													
N Y HOUSTON UNIVERSITY	7													
N Y IONA COLLEGE	8													
N Y ITHACA COLLEGE	11													
N Y JEWISH THEOL SEM OF AMER	2													
N Y KINGS COLLEGE	1													
N Y LADYCLIFF COLLEGE	1													
N Y LE MCWYNE COLLEGE	3													
N Y LG IS U MERRIMETHAM CAM	12													
N Y LG IS U SOUTHAMPTON COL	4													
N Y LG IS U UNIV CENTER	6													



TABLE 4.--BACHELOR'S, MASTER'S, AND DOCTOR'S DEGREES CONFERRED IN INSTITUTIONS OF HIGHER EDUCATION, BY SEX OF STUDENT, FIELD OF STUDY, STATE OR OTHER AREA, AND INSTITUTION: AGGREGATE UNITED STATES, 1968-69 --CONTINUED

Table with columns for BACHELOR'S DEGREES, MASTER'S DEGREES, DOCTOR'S DEGREES, and FIELD OF STUDY. Rows list various institutions and their respective degree counts by sex.

TABLE 4.---BACHELOR'S, MASTER'S, AND DOCTOR'S DEGREES CONFERRED IN INSTITUTIONS OF HIGHER EDUCATION, BY SEX OF STUDENT, FIELD OF STUDY, STATE OR OTHER AREA, AND INSTITUTION: AGGREGATE UNITED STATES, 1968-69---CONTINUED

FIELD OF STUDY, STATE OR OTHER AREA, AND INSTITUTION	BACHELOR'S DEGREES REQUIRING 4 OR 5 YEARS		MASTER'S DEGREES		DOCTOR'S DEGREES (PH.D., ED.D., ETC.)		BACHELOR'S DEGREES REQUIRING 4 OR 5 YEARS		MASTER'S DEGREES		DOCTOR'S DEGREES (PH.D., ED.D., ETC.)	
	2	3	4	5	6	7	2	3	4	5	6	7
	1	1	1	1	1	1	1	1	1	1	1	1
PHILOSOPHY												
SC UNIV S C ALL CAMPUSES	4	1	3	1			1	2				
SC HUNTERDOLPH COLLEGE	2							2				
SC WOFFORD COLLEGE	1						13		5			2
SD AUGUSTANA COLLEGE	1						7					
SD SLOAN FALLS COLLEGE	3											
SD UNIVERSITY SOUTH DAKOTA	3	1										
SD YANKTON COLLEGE	1						4	1				
TENN BETHLEH COLLEGE	2						7	1				
TENN CARSON NEWMAN COLLEGE	1											
TENN E TENN ST U ALL CAMPUSES	5						2	2				
TENN MEMPHIS STATE UNIVERSITY	3	2					26	8	16		1	
TENN MORGAN COLLEGE	2						4	1				
TENN SIPKA COLLEGE	1						4					
TENN SOUTHWESTERN AT MEMPHIS	6	1					8	1				
TENN THEOPHILA NAZARENE COLLEGE	2											
TENN UNIVERSITY OF THE SOUTH	3	1					3					
TENN UNIV OF TENN ALL CAMPUSES	4	1	2				1					
TENN VANDERBILT UNIVERSITY	12	5	2		1		3					
TEX AUSTIN COLLEGE	1						1					
TEX BAYLOR UNIV MAIN CAMPUS	2											
TEX BISHOP COLLEGE	1						1					
TEX HOUSTON BAPTIST COLLEGE	1						1					
TEX INCARNATE WORD COLLEGE	1	1					3					
TEX NORTH TEXAS STATE UNIV	1						1					
TEX OUR LADY OF THE LAKE COL	1											
TEX PICE UNIVERSITY	4	2					9	5				
TEX ST PAUL'S UNIVERSITY	7						1					
TEX SOUTHERN METHODIST UNIV	5						7	2				
TEX SOUTHWESTERN UNIVERSITY	1						17					
TEX TEXAS A & M UNIVERSITY	1											
TEX TEXAS CHRISTIAN UNIV	5	1					11	3				
TEX TRINITY UNIVERSITY	1						2					
TEX UNIVERSITY OF HOUSTON	5	2					43	17	9	1	5	
TEX UNIV TEXAS AT AUSTIN	24	8	4	1	3	1	10	2	1			
TEX UNIV OF TEXAS AT FL PASO	5	2					1					
UTAH UNIV OF UTAH	15	3	2	1			1					
UTAH WESTMINSTER COLLEGE	2						3					
VT BENNINGTON COLLEGE	3						11	3	1			
VT GODDARD COLLEGE	7	3					3					
VT MIDDLEBURY COLLEGE	3	1					1					
VT UNIV OF VT & ST AGRIC COL	3	1					3					
VT WINDHAM COLLEGE	1						11	1				
VA COL WM & MARY MAIN CAMPUS	17	8					3	3	1			
VA EMORY & HENRY COLLEGE	2						1,406	53	70	11	15	5
VA HAMPTON INSTITUTE	2						11	1				
VA HOLLINS COLLEGE	2						3					
VA HOLLINS COLLEGE	5						44		2			
VA LYNCHBURG COLLEGE	3	1					47					
VA MARY BALDWIN COLLEGE	1						18	1				
VA OLD DOMINION COLLEGE	2						17	4				
VA RANDOLPH MACON COLLEGE	4						39					
VA RANDOLPH MACON WOMANS COL	5						27					
VA ROANOKE COLLEGE	4						25					
VA SHEET BRIDGER COLLEGE	1	2					2					
VA SHEET BRIDGER COLLEGE	1	2					72	2	11	4	3	3

TABLE 4.--BACHELOR'S, MASTER'S, AND DOCTOR'S DEGREES CONFERRED IN INSTITUTIONS OF HIGHER EDUCATION, BY SEX OF STUDENT, FIELD OF STUDY, STATE OR OTHER AREA, AND INSTITUTION: AGGREGATE UNITED STATES, 1968-69 --CONTINUED

FIELD OF STUDY, STATE OR OTHER AREA, AND INSTITUTION	BACHELOR'S DEGREES REQUIRING 4 OR 5 YEARS		MASTER'S DEGREES		DOCTOR'S DEGREES (PH.D., ED.D., ETC.)		BACHELOR'S DEGREES REQUIRING 4 OR 5 YEARS		MASTER'S DEGREES		DOCTOR'S DEGREES (PH.D., ED.D., ETC.)	
	2	3	4	5	6	7	2	3	4	5	6	7
	1	1	1	1	1	1	1	1	1	1	1	1
PHYSICAL SCIENCES, TOTAL (CONTINUED)												
CAL CALIF STATE COL LOS ANGLS	26	3	7	-	-	-	5	-	-	-	-	-
CAL CAL ST POLY COL POMONA	17	1	-	-	-	-	2	-	-	-	-	-
CAL CAL STATE POLY SN LUIS DB	22	-	-	-	-	-	8	-	-	-	-	-
CAL CHICO STATE COLLEGE	27	-	6	-	-	-	19	1	2	-	-	-
CAL FRESNO ST COL MAIN CAMPUS	24	1	7	2	-	-	19	11	8	-	-	-
CAL HUMBOLDT STATE COLLEGE	49	1	-	-	-	-	26	4	5	2	-	-
CAL SACRAMENTO STATE COLLEGE	28	5	2	1	-	-	71	13	21	9	-	-
CAL SAN DIEGO ST COL MAIN CAN	114	10	48	1	-	-	11	2	-	-	-	-
CAL SAN FERNANDO VLY ST COL	40	1	5	1	-	-	11	2	-	-	-	-
CAL SAN FRANCISCO STATE COL	64	4	10	1	-	-	11	6	-	-	-	-
CAL SAN JOSE STATE COLLEGE	113	11	30	3	-	-	1	-	-	-	-	-
CAL SONOMA STATE COLLEGE	9	3	-	-	-	-	3	-	-	-	-	-
CAL STANTISLAUS STATE COLLEGE	7	1	-	-	-	-	11	-	-	-	-	-
CAL CHAPMAN COLLEGE	4	1	-	-	-	-	72	16	37	14	-	-
CAL CLAREMONT MEN'S COLLEGE	9	2	-	-	-	-	11	2	7	-	-	-
CAL HARVEY MUDD COLLEGE	24	2	-	-	-	-	20	-	-	-	-	-
CAL PIMONIA COLLEGE	14	2	-	-	-	-	11	3	2	1	-	-
CAL COL OF THE HOLY NAMES	-	1	-	-	-	-	9	1	-	-	-	-
CAL DOMINICAN COL SAN RAFAEL	-	1	-	-	-	-	6	-	-	-	-	-
CAL IMMACULATE HEART COLLEGE	-	1	-	-	-	-	8	-	-	-	-	-
CAL JOHN F KENNEDY UNIV	1	-	-	-	-	-	16	8	5	-	-	-
CAL LA VERNE COLLEGE	4	1	-	-	-	-	8	1	-	-	-	-
CAL LODMA LNDA U ALL CAMPUSES	11	1	8	-	-	-	7	1	-	-	-	-
CAL LOYOLA UNIV OF LOS ANG	7	-	-	-	-	-	41	8	18	2	1	-
CAL MARYMOUNT COLLEGE	1	1	-	-	-	-	15	-	15	4	-	-
CAL MILLS COLLEGE	-	3	-	-	-	-	9	1	50	5	4	-
CAL OCCIDENTAL COLLEGE	28	1	-	-	-	-	50	-	-	-	-	-
CAL PACIFIC UNION COLLEGE	16	1	-	-	-	-	1	1	-	-	-	-
CAL PASADENA COLLEGE	9	-	-	-	-	-	36	6	32	5	2	-
CAL PEPPERDINE COLLEGE	1	-	-	-	-	-	18	6	18	6	1	-
CAL ST MARYS COL CALIFORNIA	8	-	-	-	-	-	16	5	9	5	1	-
CAL SAN FRANCISCO COL WOMEN	-	3	-	-	-	-	7	1	-	-	-	-
CAL STANFORD UNIVERSITY	43	4	49	4	54	2	21	-	9	4	11	5
CAL TAHOE PARADISE COLLEGE	1	-	-	-	-	-	18	6	15	1	6	1
CAL US INTERNATIONAL UNIV	5	-	-	-	-	-	30	16	21	1	4	2
CAL U OF CAL BERKELEY	166	26	59	6	120	11	-	6	-	-	-	-
CAL U OF CAL DAVIS	57	4	17	-	12	-	7	-	-	-	-	-
CAL U OF CAL IRVINE	19	3	5	1	3	-	12	4	-	-	-	-
CAL U OF CAL LOS ANGELES	141	23	50	9	47	2	12	4	10	-	-	-
CAL U OF CAL RIVERSIDE	47	4	34	1	34	1	9	1	-	-	-	-
CAL U OF CAL SAN DIEGO	51	8	47	5	28	4	2	-	-	-	-	-
CAL U OF CAL SAN FRANCISCO	-	5	2	-	5	-	5	-	-	-	-	-
CAL U OF CAL SANTA BARBARA	43	5	24	2	22	-	2	1	-	-	-	-
CAL U OF CAL SANTA CRUZ	8	1	1	-	1	-	2	1	-	-	-	-
CAL UNIVERSITY OF THE PACIFIC	10	1	4	-	3	-	3	-	-	-	-	-
CAL UNIVERSITY OF IOWA	21	-	-	-	-	-	5	-	-	-	-	-
CAL U SAN DIEGO COL FOR MEN	2	-	-	-	-	-	2	1	-	-	-	-
CAL U SAN DIEGO COL FOR WOMEN	-	2	-	-	-	-	2	1	-	-	-	-
CAL UNIV OF SAN FRANCISCO	20	3	1	1	-	-	4	-	1	-	-	-
CAL UNIVERSITY OF SANTA CLARA	17	3	1	-	-	-	41	7	4	1	-	-
CAL UNIV OF STERN CALIFORNIA	21	2	20	2	15	1	71	7	32	4	40	2
CAL WEST CST UNIV MAIN CAMPUS	8	-	-	-	-	-	15	2	16	1	30	-

TABLE 4.--BACHELOR'S, MASTER'S, AND DOCTOR'S DEGREES CONFERRED IN INSTITUTIONS OF HIGHER EDUCATION, BY SEX OF STUDENT, FIELD OF STUDY, STATE OR OTHER AREA, AND INSTITUTION: AGGREGATE UNITED STATES, 1960-69 --CONTINUED

FIELD OF STUDY, STATE OR OTHER AREA, AND INSTITUTION	BACHELOR'S DEGREES REQUIRING 4 OR 5 YEARS		MASTER'S DEGREES		DOCTOR'S DEGREES (PH.D., ED.D., ETC.)		BACHELOR'S DEGREES REQUIRING 4 OR 5 YEARS		MASTER'S DEGREES		DOCTOR'S DEGREES (PH.D., ED.D., ETC.)			
	1	2	3	4	5	6	7	1	2	3	4	5	6	7
	1	2	3	4	5	6	7	1	2	3	4	5	6	7
PHYSICAL SCIENCES, TOTAL														
IND ST MARY OF THE MOONS COL		2												
IND TAYLOR UNIVERSITY		5	1											
IND UNIV OF EVANSVILLE		8		1										
IND UNIVERSITY OF NOTRE DAME		64		26	10	17	1							
IND VALPARAISO UNIVERSITY		16												
IND WABASH COLLEGE		14												
IOWA BRIAR CLIFF COLLEGE		2												
IOWA PUEBLO VISTA COLLEGE		5												
IOWA CENTRAL UNIV OF IOWA		10												
IOWA CLARKE COLLEGE		6												
IOWA COE COLLEGE		8												
IOWA CORNELL COLLEGE		11												
IOWA DODD COLLEGE		2												
IOWA DRAKE UNIVERSITY		11		1										
IOWA GRACELAND COLLEGE		5												
IOWA GRINNELL COLLEGE		18												
IOWA ST U OF SCI & TECH		58		26	6	52	2							
IOWA IOWA WESLEYAN COLLEGE		20												
IOWA LORAS COLLEGE		10												
IOWA LUTHER COLLEGE		13												
IOWA MARYCREST COLLEGE		1												
IOWA MORNINGSTAR COLLEGE		5												
IOWA NORTHWESTERN COLLEGE		1												
IOWA PARSONS COLLEGE		3												
IOWA ST AMBROSE COLLEGE		6												
IOWA SIMPSON COLLEGE		7												
IOWA UNIV DUBUQUE MAIN CAMPUS		2												
IOWA UNIVERSITY OF IOWA		41		6	30									
IOWA UNIV OF MIDDLEBURY		11		3	18									
IOWA UPPER IOWA UNIVERSITY		4												
IOWA WARTBURG COLLEGE		11												
IOWA WESTMAR COLLEGE		6												
IOWA WILLIAM PENN COLLEGE		1												
KANS BAKER UNIVERSITY		8												
KANS BETHANY COLLEGE		10												
KANS BETHEL COLLEGE		3												
KANS COLLEGE OF EMPORIA		14												
KANS FORT HAYS KANS STATE COL		20		2	1									
KANS KANS ST COL OF PITTSBURG		27												
KANS KANS ST CHRIS COL EMPORIA		33		2	14									
KANS KANSAS ST U AG & APP SCI		49		4	15									
KANS KANSAS WESLEYAN UNIV		7		1										
KANS MCPHERSON COLLEGE		9		1										
KANS MOUNT ST SCHOLASTICA COL		1												
KANS OTTAWA UNIVERSITY		8		3										
KANS SACRED HEART COLLEGE		2												
KANS ST BENEDICTS COLLEGE		11												
KANS ST MARY COLLEGE		3												
KANS ST MARY OF THE PLAINS COL		1												
KANS SOUTHWESTERN COLLEGE		5												
KANS STERLING COLLEGE		1												
KANS TAPSCOTT COLLEGE		4												

371

372

TABLE 4.--BACHELOR'S, MASTER'S, AND DOCTOR'S DEGREES CONFERRED IN INSTITUTIONS OF HIGHER EDUCATION BY SEX OF STUDENT, FIELD OF STUDY, STATE OR OTHER AREA, AND INSTITUTION: AGGREGATE UNITED STATES, 1968-69 ---CONTINUED

FIELD OF STUDY, STATE OR OTHER AREA, AND INSTITUTION	BACHELOR'S DEGREES REQUIRING 4 OR 5 YEARS		MASTER'S DEGREES		DOCTOR'S DEGREES (PH.D., ED.D., ETC.)		BACHELOR'S DEGREES REQUIRING 4 OR 5 YEARS		MASTER'S DEGREES		DOCTOR'S DEGREES (PH.D., ED.D., ETC.)	
	2	3	4	5	6	7	2	3	4	5	6	7
	1	1	1	1	1	1	1	1	1	1	1	1
(CONTINUED)												
PHYSICAL SCIENCES, TOTAL												
MD JOHN HOPKINS U ALL CAM	40	-	32	3	28	1	3	1	-	-	-	-
MD LOYOLA COLLEGE	28	-	-	-	-	-	17	1	-	-	-	-
MD MORGAN STATE COLLEGE	14	8	-	-	-	-	16	1	-	-	-	-
MD MOUNT ST AGNES COLLEGE	-	8	-	-	-	-	7	-	-	-	-	-
MD MOUNT ST MARYS COLLEGE	6	-	-	-	-	-	-	-	-	-	-	-
MD ST JOSEPH COLLEGE	-	6	-	-	-	-	3	3	-	-	-	-
MD SALISBURY STATE COLLEGE	11	4	-	-	-	-	32	3	-	-	-	-
MD TOMSON STATE COLLEGE	76	11	25	3	46	3	15	3	4	2	-	-
MD UNIV MD MAIN CAMPUS	1	2	-	-	-	-	4	-	-	-	-	-
MD UNIV OF MARYLAND ST COL	8	-	-	-	-	-	22	-	10	-	-	-
MD WASHINGTON COLLEGE	7	-	-	-	-	-	5	-	-	-	-	-
MD WESTERN MARYLAND COLLEGE	6	-	-	-	-	-	11	2	-	-	-	-
MASS AMERICAN INTERNAL CNL	18	-	-	-	-	-	14	6	-	-	-	-
MASS AMHERST COLLEGE	5	-	-	-	-	-	15	2	-	-	-	-
MASS ANNA MARIA COL FOR WOMEN	17	9	-	-	-	-	-	-	-	-	-	-
MASS ATLANTIC UNION COLLEGE	29	11	9	8	-	-	-	10	-	-	-	-
MASS AUGUSTINIAN COL NERMAC VLY	16	11	10	8	13	4	1	2	44	11	38	2
MASS BOSTON UNIVERSITY	19	4	10	-	10	1	135	16	9	-	1	-
MASS BRANDEIS UNIVERSITY	24	1	1	1	2	-	40	1	-	-	-	-
MASS CLARK UNIVERSITY	19	6	-	-	-	-	-	-	-	-	-	-
MASS COL OF THE HOLY CROSS	4	3	-	-	-	-	-	-	-	-	-	-
MASS COL OF OUR LADY OF ELMS	13	1	-	-	-	-	-	-	-	-	-	-
MASS EASTERN NAZARENE COLLEGE	1	1	-	-	-	-	-	-	-	-	-	-
MASS FAMAUFEL COLLEGE	1	1	-	-	-	-	-	-	-	-	-	-
MASS GARDEN COLLEGE	75	19	62	3	75	5	7	6	-	-	-	-
MASS HARVARD UNIVERSITY	40	1	7	7	-	-	-	-	-	-	-	-
MASS LOWELL TECHNOLOGICAL INST	137	13	47	7	111	3	10	2	7	3	68	3
MASS MASS INST OF TECHNOLOGY	15	2	-	-	-	-	114	22	71	12	27	1
MASS NORTH ADAMS STATE COL	33	2	-	-	-	-	98	18	30	7	-	-
MASS STATE COL AT BOSTON	15	2	2	1	-	-	61	8	15	2	-	-
MASS STATE COL AT BRIDGEWATER	8	1	-	-	-	-	10	3	-	-	-	-
MASS STATE COL AT FITCHBURG	3	1	-	-	-	-	18	1	1	-	-	-
MASS STATE COL AT SALEM	1	1	-	-	-	-	23	5	-	-	-	-
MASS STATE COL AT WORCESTER	-	18	-	-	-	-	-	-	-	-	-	-
MASS MOUNT HOLYOKE COLLEGE	3	4	-	-	-	-	-	-	-	-	-	-
MASS NEWTON COL SACRED HEART	39	6	23	7	4	1	-	-	-	-	-	-
MASS NORTHWESTERN UNIVERSITY	12	6	-	-	-	-	20	-	-	-	-	-
MASS REGIS COLLEGE	-	15	-	-	-	-	-	-	-	-	-	-
MASS SIMMONS COLLEGE	-	15	-	-	-	-	-	-	-	-	-	-
MASS SMITH COLLEGE	13	4	4	1	-	-	21	1	-	-	-	-
MASS STEPHENSON MASS TECH INST	5	4	-	-	-	-	16	2	-	-	-	-
MASS STONEHILL COLLEGE	12	3	-	-	-	-	9	1	-	-	-	-
MASS SUFFOLK UNIV ALL CAMPUSES	31	3	4	6	9	1	20	4	-	-	-	-
MASS TUFTS UNIVERSITY	40	10	40	5	24	4	30	1	2	-	-	-
MASS UNIV MASS AMHERST CAMPUS	16	11	-	-	-	-	3	2	1	-	-	-
MASS UNIV MASS BOSTON CAMPUS	1	1	-	-	-	-	18	-	1	-	-	-
MASS WELLESLEY COLLEGE	1	6	-	-	-	-	21	-	-	-	-	-
MASS WESTERN NEW ENGLAND COL	29	-	4	-	-	-	12	-	-	-	-	-
MASS WHEATON COLLEGE	-	6	4	-	-	-	35	2	-	-	-	-
MASS WILLIAMS COLLEGE	39	-	6	-	-	-	37	7	-	-	-	-
MASS WORCESTER POLY INSTITUTE	-	-	-	-	5	-	112	6	16	4	41	2
							13	1	2	1	-	-

TABLE 4.--BACHELOR'S, MASTER'S, AND DOCTOR'S DEGREES CONFERRED IN INSTITUTIONS OF HIGHER EDUCATION, BY SEX OF STUDENT, FIELD OF STUDY, STATE OR OTHER AREA, AND INSTITUTION: AGGREGATE UNITED STATES, 1968-69 --CONTINUED

FIELD OF STUDY, STATE OR OTHER AREA, AND INSTITUTION	BACHELOR'S DEGREES REQUIRING 4 OR 5 YEARS			MASTER'S DEGREES			DOCTOR'S DEGREES (PH.D., ED.D., ETC.)		
	2	3	4	4	5	6	6	7	7
	MEN	WOMEN	MEN	WOMEN	MEN	WOMEN	MEN	WOMEN	MEN
PHYSICAL SCIENCES, TOTAL	3	3	1	1	1	1	1	1	1
MISS ALABAMA STATE COLLEGE	3	3	1	1	1	1	1	1	1
MISS DELTA STATE COLLEGE	4	2	1	1	1	1	1	1	1
MISS JACKSON STATE COLLEGE	8	2	1	1	1	1	1	1	1
MISS MISSISSIPPI COLLEGE	16	4	1	1	1	1	1	1	1
MISS MISSISSIPPI COLLEGE	17	4	1	1	1	1	1	1	1
MISS MISSISSIPPI INDIAN COLLEGE	1	1	1	1	1	1	1	1	1
MISS MISS STATE COL FOR WOMEN	8	1	1	1	1	1	1	1	1
MISS MISSISSIPPI STATE UNIV	13	13	11	11	2	2	2	2	2
MISS MISS VALLEY STATE COLLEGE	11	13	1	1	1	1	1	1	1
MISS RUST COLLEGE	1	1	1	1	1	1	1	1	1
MISS TUGALOO COLLEGE	16	4	1	1	1	1	1	1	1
MISS UNIV MISS MAIN CAMPUS	24	2	19	2	2	3	3	3	3
MISS UNIV OF STHRN MISSISSIPPI	35	1	1	1	1	1	1	1	1
MISS WILLIAM CAREY COLLEGE	1	1	1	1	1	1	1	1	1
MO CENTRAL METHODIST COLLEGE	7	1	1	1	1	1	1	1	1
MO CENTRAL MO ST COL ALL CAM	21	1	2	2	1	1	1	1	1
MO CULVER STOCKTON COLLEGE	1	1	1	1	1	1	1	1	1
MO DRURY COLLEGE	4	2	1	1	1	1	1	1	1
MO EVANGEL COLLEGE	1	1	1	1	1	1	1	1	1
MO FONTRONNE COLLEGE	1	1	1	1	1	1	1	1	1
MO LINDENWOOD COLLEGE	1	1	1	1	1	1	1	1	1
MO MARIAC COLLEGE	1	1	1	1	1	1	1	1	1
MO MAPVILLE COL SACRED HEART	1	1	1	1	1	1	1	1	1
MO MISSOURI SOUTHERN COLLEGE	2	1	1	1	1	1	1	1	1
MO MISSOURI VALLEY COLLEGE	5	1	1	1	1	1	1	1	1
MO NORTHEAST MISSOURI ST COL	23	6	11	2	2	2	2	2	2
MO NORTHWEST MISSOURI ST COL	18	1	1	1	1	1	1	1	1
MO NOTRE DAME COLLEGE	2	2	1	1	1	1	1	1	1
MO PARK COLLEGE	7	1	1	1	1	1	1	1	1
MO ROCKHURST COLLEGE	12	1	1	1	1	1	1	1	1
MO ST LOUIS U ALL CAMPUSES	47	4	28	6	6	13	13	13	13
MO SCHOOL OF THE OZARKS	2	2	1	1	1	1	1	1	1
MO SOUTHEAST MISSOURI ST COL	26	2	1	1	1	1	1	1	1
MO SOUTHWEST MISSOURI ST COL	24	5	1	1	1	1	1	1	1
MO STEPHENS COLLEGE	3	3	1	1	1	1	1	1	1
MO UNIV MISSOURI AT COLUMBIA	65	10	41	2	2	15	15	15	15
MO UNIV MISSOURI AT KANSAS CITY	26	3	8	1	1	2	2	2	2
MO UNIV MISSOURI AT ROLA	47	4	26	1	1	6	6	6	6
MO UNIV MISSOURI AT ST LOUIS	35	4	29	2	2	22	22	22	22
MO WASHINGTON UNIVERSITY	33	5	29	2	2	22	22	22	22
MO WEBSTER COLLEGE	1	1	1	1	1	1	1	1	1
MO WESTMINSTER COLLEGE	4	1	1	1	1	1	1	1	1
MO WILLIAM JEWELL COLLEGE	11	1	1	1	1	1	1	1	1
MO CARROLL COLLEGE	2	1	1	1	1	1	1	1	1
MO COLLEGE OF GREAT FALLS	3	1	1	1	1	1	1	1	1
MO EASTERN MONTANA COLLEGE	12	1	1	1	1	1	1	1	1
MO MONTANA STATE UNIV SCI & TECH	35	2	8	1	1	4	4	4	4
MO MONTANA STATE UNIVERSITY	17	1	6	1	1	2	2	2	2
MO ROCKY MOUNTAIN COLLEGE	1	1	1	1	1	1	1	1	1
MO UNIVERSITY OF MONTANA	1	1	1	1	1	1	1	1	1
MO WESTERN MONTANA COLLEGE	1	1	1	1	1	1	1	1	1
MO CHADRON STATE COLLEGE	16	3	1	1	1	1	1	1	1

TABLE 4. --BACHELOR'S, MASTER'S, AND DOCTOR'S DEGREES CONFERRED IN INSTITUTIONS OF HIGHER EDUCATION, BY SEX OF STUDENT, FIELD OF STUDY, STATE OR OTHER AREA, AND INSTITUTION: AGGREGATE UNITED STATES, 1968-69 --CONTINUED

FIELD OF STUDY, STATE OR OTHER AREA, AND INSTITUTION	BACHELOR'S DEGREES REQUIRING 4 OR 5 YEARS		MASTER'S DEGREES		DOCTOR'S DEGREES (PH.D., ED.D., ETC.)		BACHELOR'S DEGREES REQUIRING 4 OR 5 YEARS		MASTER'S DEGREES		DOCTOR'S DEGREES (PH.D., ED.D., ETC.)			
	1	2	3	4	5	6	7	1	2	3	4	5	6	7
	MEN	WOMEN	MEN	WOMEN	MEN	WOMEN	MEN	MEN	WOMEN	MEN	WOMEN	MEN	WOMEN	MEN
(CONTINUED)														
PHYSICAL SCIENCES, TOTAL														
N C WYOMING COLLEGE	4	-	-	-	-	-	-	65	13	27	3	-	-	-
N C WASHINGTON COLLEGE	1	1	-	-	-	-	-	8	1	-	-	-	-	-
N C WASHINGTON COLLEGE	6	1	-	-	-	-	-	13	2	-	-	-	-	-
N C W. VA. TECH STATE UNIV	4	1	-	-	-	-	-	-	3	-	-	-	-	-
N C W. VA. COLLEGE AT DURHAM	6	1	-	-	-	-	-	-	2	-	-	-	-	-
N C W. VA. COLLEGE	4	1	-	-	-	-	-	34	2	-	-	-	-	-
N C W. VA. STATE COL	5	1	-	-	-	-	-	1	-	-	-	-	-	-
N C W. VA. STATE COL	9	1	-	-	-	-	-	10	-	64	6	74	10	-
N C W. VA. STATE COL	2	2	-	-	-	-	-	57	13	20	-	-	-	-
N C W. VA. STATE COL	4	1	-	-	-	-	-	37	3	-	-	-	-	-
N C W. VA. STATE COL	4	1	-	-	-	-	-	13	1	-	-	-	-	-
N C W. VA. STATE COL	3	2	-	-	-	-	-	3	4	-	-	-	-	-
N C W. VA. STATE COL	92	5	-	-	-	-	-	34	1	15	-	-	13	-
N C W. VA. STATE COL	141	12	-	-	-	-	-	63	5	22	2	27	4	-
N C W. VA. STATE COL	7	-	-	-	-	-	-	29	7	15	-	-	-	-
N C W. VA. STATE COL	4	8	-	-	-	-	-	29	3	11	-	-	1	-
N C W. VA. STATE COL	1	1	-	-	-	-	-	8	-	-	-	-	-	-
N C W. VA. STATE COL	17	2	-	-	-	-	-	-	1	-	-	-	-	-
N C W. VA. STATE COL	3	2	-	-	-	-	-	-	1	-	-	-	-	-
N C W. VA. STATE COL	6	1	-	-	-	-	-	-	1	-	-	-	-	-
N C W. VA. STATE COL	7	1	-	-	-	-	-	3	-	-	-	-	-	-
N C W. VA. STATE COL	4	2	-	-	-	-	-	25	11	-	-	-	-	-
N C W. VA. STATE COL	1	1	-	-	-	-	-	16	1	1	-	-	-	-
N C W. VA. STATE COL	22	1	-	-	-	-	-	26	9	9	3	-	-	-
N C W. VA. STATE COL	15	2	-	-	-	-	-	27	4	4	-	-	-	-
N C W. VA. STATE COL	7	1	-	-	-	-	-	7	1	-	-	-	-	-
N C W. VA. STATE COL	10	1	-	-	-	-	-	33	4	-	-	-	-	-
N C W. VA. STATE COL	19	1	-	-	-	-	-	9	1	-	-	-	-	-
N C W. VA. STATE COL	19	2	-	-	-	-	-	2	1	-	-	-	-	-
N C W. VA. STATE COL	4	8	-	-	-	-	-	19	3	-	-	-	-	-
N C W. VA. STATE COL	66	8	-	-	-	-	-	9	7	-	-	-	-	-
N C W. VA. STATE COL	13	1	-	-	-	-	-	3	4	-	-	-	-	-
N C W. VA. STATE COL	16	10	-	-	-	-	-	16	1	1	-	-	-	-
N C W. VA. STATE COL	2	1	-	-	-	-	-	8	2	2	-	-	-	-
N C W. VA. STATE COL	4	1	-	-	-	-	-	6	1	-	-	-	-	-
N C W. VA. STATE COL	22	5	-	-	-	-	-	9	9	14	1	14	1	1
N C W. VA. STATE COL	29	9	-	-	-	-	-	10	1	-	-	-	-	-
N C W. VA. STATE COL	5	4	-	-	-	-	-	10	4	-	-	-	-	-
N C W. VA. STATE COL	29	3	-	-	-	-	-	43	6	30	2	27	-	-
N C W. VA. STATE COL	8	1	-	-	-	-	-	5	1	12	1	-	-	-
N C W. VA. STATE COL	8	4	-	-	-	-	-	2	1	4	2	-	-	-
N C W. VA. STATE COL	49	8	-	-	-	-	-	13	4	-	-	-	-	-
N C W. VA. STATE COL	28	8	-	-	-	-	-	17	1	-	-	-	-	-
N C W. VA. STATE COL	13	3	-	-	-	-	-	3	1	-	-	-	-	-
N C W. VA. STATE COL	3	2	-	-	-	-	-	70	9	42	2	26	-	-
N C W. VA. STATE COL	41	5	-	-	-	-	-	4	7	5	1	-	-	-
N C W. VA. STATE COL	-	-	-	-	-	-	-	4	7	5	1	-	-	-
N C W. VA. STATE COL	-	-	-	-	-	-	-	12	2	1	3	-	-	-
N C W. VA. STATE COL	-	-	-	-	-	-	-	8	-	-	-	-	-	-

TABLE 4.—BACHELOR'S, MASTER'S, AND DOCTOR'S DEGREES CONFERRED IN INSTITUTIONS OF HIGHER EDUCATION, BY SEX OF STUDENT, FIELD OF STUDY, STATE OR OTHER AREA, AND INSTITUTION: AGGREGATE UNITED STATES, 1968-69—CONTINUED

FIELD OF STUDY, STATE OR OTHER AREA, AND INSTITUTION	BACHELOR'S DEGREES REQUIRING 4 OR 5 YEARS		MASTER'S DEGREES		DOCTOR'S DEGREES (PH.D., ED.D., ETC.)		BACHELOR'S DEGREES REQUIRING 4 OR 5 YEARS		MASTER'S DEGREES		DOCTOR'S DEGREES (PH.D., ED.D., ETC.)	
	2	3	4	5	6	7	2	3	4	5	6	7
	1	1	1	1	1	1	1	1	1	1	1	1
(CONTINUED)												
PHYSICAL SCIENCES, TOTAL												
OREG UNIV OREGON MAIN CAMPUS	37	8	37	4	29	3	9	1	—	—	—	—
OREG UNIVERSITY OF PORTLAND	12	6	—	—	—	—	7	—	—	—	—	—
OREG WARNER PACIFIC COLLEGE	1	—	—	—	—	—	6	—	—	—	—	—
OREG WILLETTE UNIVERSITY	7	2	—	—	—	—	7	1	—	—	—	—
PA ALLEGANY COLLEGE	15	4	—	—	—	—	—	—	—	—	—	—
PA ALLEGANY COLLEGE	15	4	—	—	—	—	12	—	4	—	—	—
PA ALLENTOWN COL ST FR D SALS	7	—	—	—	—	—	31	3	1	2	—	—
PA ALLIANCE COLLEGE	4	1	—	—	—	—	3	—	—	—	—	—
PA ALVERNIA COLLEGE	—	2	—	—	—	—	6	—	—	—	—	—
PA BEAVER COLLEGE	—	7	—	—	—	—	5	4	5	—	—	—
PA BRYN MAWR COLLEGE	—	14	1	4	2	—	187	14	90	6	85	—
PA BUCKNELL UNIVERSITY	42	13	7	—	—	—	13	2	3	—	—	—
PA CARRINT COLLEGE	—	2	—	—	—	—	6	1	—	—	—	—
PA CARNEGIE-MELLON UNIV	34	5	34	1	26	—	—	4	—	—	—	—
PA CEDAR CREST COLLEGE	—	1	—	—	—	—	8	3	—	—	—	—
PA CHATHAM COLLEGE	—	1	—	—	—	—	61	—	13	—	—	—
PA CHESTNUT HILL COLLEGE	—	12	—	—	—	—	7	—	—	—	—	—
PA COLLEGE WISERICORDIA	—	3	—	—	—	—	—	4	—	—	—	—
PA DELAWARE VLY COL SET & AG	10	—	—	—	—	—	10	1	—	—	—	—
PA DICKINSON COLLEGE	9	4	—	—	—	—	17	4	1	—	—	—
PA Drexel Inst of Technology	83	20	15	1	6	—	52	9	24	4	12	1
PA DUQUESNE UNIVERSITY	20	4	—	—	—	—	8	3	—	—	—	—
PA EASTERN BAPTIST COLLEGE	1	1	—	—	—	—	60	14	26	3	48	2
PA ELIZABETHTOWN COLLEGE	19	2	—	—	—	—	80	14	19	2	22	2
PA FRANKLIN & MARSHALL COL	71	—	14	—	—	—	26	—	2	—	—	—
PA GANNON COLLEGE	8	—	—	—	—	—	14	—	—	—	—	—
PA GENEVA COLLEGE	16	—	—	—	—	—	—	3	—	—	—	—
PA GETTYSBURG COLLEGE	16	3	—	—	—	—	32	2	9	7	—	—
PA GROVE CITY COLLEGE	13	1	—	—	—	—	15	—	—	—	—	—
PA HAVERFORD COLLEGE	11	—	—	—	—	—	12	1	—	—	—	—
PA HOLY FAMILY COLLEGE	—	3	—	—	—	—	8	—	—	—	—	—
PA INMACULATA COLLEGE	—	8	—	—	—	—	16	1	4	1	—	—
PA INDIANA U OF PA ALL CAM	41	10	7	—	—	—	47	6	32	1	32	1
PA JUNIATA COLLEGE	25	2	—	—	—	—	20	3	3	1	1	—
PA KINGS COLLEGE	11	—	—	—	—	—	3	2	—	—	—	—
PA LAFAYETTE COLLEGE	43	—	—	—	—	—	19	—	—	—	—	—
PA LA SALLE COLLEGE	66	—	—	—	—	—	23	6	7	—	11	—
PA LEHIGH VALLEY COLLEGE	15	5	—	—	—	—	4	4	—	—	—	—
PA LEHIGH UNIVERSITY	23	—	—	—	—	—	5	—	—	—	—	—
PA LIACORN UNIVERSITY	10	—	16	—	—	—	9	—	—	—	—	—
PA LYONING COLLEGE	8	3	—	—	24	—	19	—	—	—	—	—
PA MARYMONT COLLEGE	—	8	—	—	—	—	27	2	15	—	13	1
PA MERCYHURST COLLEGE	—	4	—	—	—	—	5	—	—	—	—	—
PA MESSIAH COLLEGE	2	—	—	—	—	—	5	1	—	—	—	—
PA MORAVIAN COL MAIN CAMPUS	16	2	—	—	—	—	5	4	—	—	—	—
PA MOUNT MERCY COLLEGE	—	4	—	—	—	—	4	2	—	3	—	—
PA MUEHLFENBERG COLLEGE	11	5	—	—	—	—	9	2	1	—	—	—
PA P M C COLLEGE	30	1	—	—	—	—	3	2	—	—	—	—
PA BLOOMSBURG STATE COLLEGE	25	5	—	—	—	—	5	1	—	—	—	—
PA CALIFORNIA STATE COLLEGE	50	7	—	—	—	—	5	—	—	—	—	—
PA CLARION ST COL MAIN CAM	32	2	—	—	—	—	3	—	—	—	—	—
PA EAST STROUDSBURG ST COL	3	1	—	—	—	—	7	3	15	—	13	—
PA WOFFORD COLLEGE	—	—	—	—	—	—	24	1	4	—	—	—
PA WOFFORD COLLEGE	—	—	—	—	—	—	11	—	—	—	—	—

TABLE 4. -- BACHELOR'S, MASTER'S, AND DOCTOR'S DEGREES CONFERRED IN INSTITUTIONS OF HIGHER EDUCATION, BY SEX OF STUDENT, FIELD OF STUDY, STATE OR OTHER AREA, AND INSTITUTION: AGGREGATE UNITED STATES, 1968-69 --CONTINUED

FIELD OF STUDY, STATE OR OTHER AREA, AND INSTITUTION	BACHELOR'S DEGREES REQUIRING 4 OR 5 YEARS		MASTER'S DEGREES		DOCTOR'S DEGREES (PH.D., ED.D., ETC.)		PHYSICAL SCIENCES, TOTAL	
	1	2	3	4	5	6		7
	1	2	3	4	5	6		7
(CONTINUED)								
S D AUGUSTANA COLLEGE	10	1	1	1	1	1	1	
S D BLACK HILLS STATE COLLEGE	2	1	1	1	1	1	1	
S D DAKOTA WESLEYAN UNIV	2	1	1	1	1	1	1	
S D MOUNT WARTY COLLEGE	2	1	1	1	1	1	1	
S D NORTHERN STATE COLLEGE	3	1	1	1	1	1	1	
S D STRUX FALLS COLLEGE	2	1	1	1	1	1	1	
S D S DAK SCH MINES & TECH	14	5	5	14	1	1	1	
S D SOUTH DAKOTA STATE UNIV	10	3	3	7	2	2	2	
S D UNIVERSITY SOUTH DAKOTA	14	1	1	34	2	2	2	
S D YANKTON COLLEGE	1	1	1	1	1	1	1	
TENN AUSTIN PEAY STATE UNIV	5	1	1	1	1	1	1	
TENN BELMONT COLLEGE	4	1	1	1	1	1	1	
TENN CARSON NEWMAN COLLEGE	14	1	1	1	1	1	1	
TENN CHRISTIAN BROTHERS COL	1	1	1	1	1	1	1	
TENN DAVID LIPSCOMB COLLEGE	3	1	1	1	1	1	1	
TENN E TENN ST U ALL CAMPUSES	42	5	5	2	1	1	1	
TENN FISK UNIVERSITY	11	2	2	3	1	1	1	
TENN GEORGE PEABODY COL TECHS	3	1	1	1	1	1	1	
TENN KING COLLEGE	2	1	1	1	1	1	1	
TENN KNOXVILLE COLLEGE	7	2	2	1	1	1	1	
TENN LAMBETH COLLEGE	7	1	1	1	1	1	1	
TENN LANE COLLEGE	2	1	1	1	1	1	1	
TENN LINGOLN MEMORIAL UNIV	7	1	1	1	1	1	1	
TENN MARYVILLE COLLEGE	3	1	1	1	1	1	1	
TENN MARYVILLE COLLEGE	34	3	3	8	1	1	1	
TENN MIDDLE TENNESSEE ST UNIV	21	2	2	6	1	1	1	
TENN MORGAN COLLEGE INC	2	1	1	1	1	1	1	
TENN SOUTHERN MISSIONARY COL	4	1	1	1	1	1	1	
TENN SOUTHWESTERN AT MEMPHIS	10	3	3	1	1	1	1	
TENN TENN AG & INDUS ST UNIV	5	1	1	1	1	1	1	
TENN TENN TECHNOLOGICAL UNIV	12	3	3	7	1	1	1	
TENN TENN WESLEYAN COLLEGE	3	1	1	1	1	1	1	
TENN TUSCULUM COLLEGE	2	1	1	1	1	1	1	
TENN UNION UNIVERSITY	12	2	2	1	1	1	1	
TENN UNIVERSITY OF THE SOUTH	53	8	8	34	9	9	9	
TENN UNIV OF TENN ALL CAMPUSES	45	8	8	12	3	3	3	
TENN VANDERBILT UNIVERSITY	11	1	1	3	23	23	23	
TEX ABILENE CHRISTIAN COLLEGE	5	1	1	1	1	1	1	
TEX ANGEL STATE COLLEGE	10	1	1	1	1	1	1	
TEX AUSTIN COLLEGE	10	1	1	1	1	1	1	
TEX BAYLOR UNIV MAIN CAMPUS	35	4	4	7	3	3	3	
TEX BISHOP COLLEGE	3	1	1	1	1	1	1	
TEX EAST TEXAS BAPTIST COL	29	1	1	21	2	2	2	
TEX EAST TEXAS STATE UNIV	4	1	1	1	1	1	1	
TEX HARDIN SIMMONS UNIVERSITY	2	1	1	1	1	1	1	
TEX HOUSTON BAPTIST COLLEGE	3	1	1	1	1	1	1	
TEX HOWARD PAYNE COLLEGE	3	1	1	1	1	1	1	
TEX HUNTON TILLOTSON COLLEGE	3	1	1	1	1	1	1	
TEX INCARNATE WORD COLLEGE	2	1	1	1	1	1	1	
TEX LAMAR STATE COL TECH	40	6	6	1	1	1	1	
TEX LETOURNEAU COLLEGE	5	1	1	1	1	1	1	
TEX MARY HARDIN BAYLOR COL	2	1	1	1	1	1	1	

377



TABLE 4.—BACHELOR'S, MASTER'S, AND DOCTOR'S DEGREES, CONFERRED IN INSTITUTIONS OF HIGHER EDUCATION, BY SEX OF STUDENT, FIELD OF STUDY, STATE OR OTHER AREA, AND INSTITUTION: AGGREGATE UNITED STATES, 1968-69—CONTINUED

Table with columns for BACHELOR'S DEGREES, MASTER'S DEGREES, DOCTOR'S DEGREES, and DOCTOR'S DEGREES (PH.D., ED.D., ETC.), categorized by sex (MEN, WOMEN) and field of study (PHYSICAL SCIENCES, TOTAL). Rows list various institutions such as VA HOLLINS COLLEGE, VA LONGWOOD COLLEGE, etc.

TABLE 4.--BACHELOR'S, MASTER'S, AND DOCTOR'S DEGREES CONFERRED IN INSTITUTIONS OF HIGHER EDUCATION, BY SEX OF STUDENT, FIELD OF STUDY, STATE OR OTHER AREA, AND INSTITUTION: AGGREGATE UNITED STATES, 1968-69 --CONTINUED

FIELD OF STUDY, STATE OR OTHER AREA, AND INSTITUTION	BACHELOR'S DEGREES REQUIRING 4 OR 5 YEARS		MASTER'S DEGREES		DOCTOR'S DEGREES (PH.D., ED.D., ETC.)		BACHELOR'S DEGREES REQUIRING 4 OR 5 YEARS		MASTER'S DEGREES		DOCTOR'S DEGREES (PH.D., ED.D., ETC.)				
	1	2	3	4	5	6	7	1	2	3	4	5	6	7	
	MEN		WOMEN		MEN		WOMEN		MEN		WOMEN		MEN		WOMEN
PHYSICAL SCIENCES, GENERAL (CONTINUED)															
CAL CLAREMONT MENS COLLEGE	9	2	-	-	-	-	-	-	11	-	-	-	-	-	-
CAL STANFORD UNIVERSITY	1	2	-	-	-	-	-	-	-	1	-	-	-	-	-
CAL U OF CAL BERKELEY	9	2	-	-	-	-	-	-	-	-	-	-	-	-	-
CAL U OF CAL DAVIS	3	-	-	-	-	-	-	-	1	1	-	-	-	-	-
CAL U OF CAL LOS ANGELES	1	1	-	-	-	-	-	-	24	4	2	1	-	-	-
CAL U OF CAL RIVERSIDE	1	-	-	-	-	-	-	-	-	-	-	-	-	-	-
CAL ADAMS STATE COLLEGE	6	2	-	-	-	-	-	-	8	2	-	-	-	-	-
COLORADO STATE COLLEGE	7	2	-	-	-	-	-	-	1	-	-	-	-	-	-
COLORADO STATE UNIVERSITY	38	7	-	-	-	-	-	-	1	-	-	-	-	-	-
COLORADO STATE COLLEGE	5	1	-	-	-	-	-	-	3	1	-	-	-	-	-
COLORADO STATE UNIVERSITY	1	4	-	-	-	-	-	-	1	-	-	-	-	-	-
CONN CENTRAL COLLEGE	3	1	-	-	-	-	-	-	1	-	-	-	-	-	-
CONN CENTRAL STATE COL	1	1	-	-	-	-	-	-	11	8	-	-	-	-	-
CONN ST JOSEPH COLLEGE	1	1	-	-	-	-	-	-	11	13	-	-	-	-	-
CONN SOUTHERN CONN STATE COL	-	-	-	-	-	-	-	-	1	5	11	2	-	-	-
DEL UNIVERSITY OF DELAWARE	1	1	-	-	-	-	-	-	10	5	11	2	-	-	-
FLA UNIVERSITY OF FLORIDA	1	1	-	-	-	-	-	-	3	3	-	-	-	-	-
FLA STETSON UNIVERSITY	1	1	-	-	-	-	-	-	3	-	-	-	-	-	-
F.A. UNIVERSITY OF MIAMI	1	1	-	-	-	-	-	-	2	-	-	-	-	-	-
G.A. UNIVERSITY OF GEORGIA	1	1	-	-	-	-	-	-	2	-	-	-	-	-	-
GA WEST GEORGIA COLLEGE	3	-	-	-	-	-	-	-	1	-	-	-	-	-	-
HAWAII CHAMUNDE COL OF HONOLULU	1	1	-	-	-	-	-	-	7	1	-	-	-	-	-
HAWAII CHURCH COLLEGE OF HAWAII	1	1	-	-	-	-	-	-	3	-	-	-	-	-	-
HAWAII UNIV HAWAII MAIN CAMPUS	2	-	-	-	-	-	-	-	9	-	-	-	-	-	-
IDA COLLEGE OF IDAHO	1	1	-	-	-	-	-	-	1	-	-	-	-	-	-
ILL NORTH CENTRAL COLLEGE	2	-	-	-	-	-	-	-	2	-	-	-	-	-	-
ILL NORTHEASTERN ILL ST COL	1	2	-	-	-	-	-	-	2	-	-	-	-	-	-
ILL ST PROCOPIUS COLLEGE	1	1	-	-	-	-	-	-	1	-	-	-	-	-	-
ILL TRINITY COLLEGE	1	1	-	-	-	-	-	-	1	-	-	-	-	-	-
ILL UNIV OF ILL URBANA CAMPUS	1	1	-	-	-	-	-	-	1	-	-	-	-	-	-
IND DEPAUL UNIVERSITY	2	-	-	-	-	-	-	-	18	1	18	5	-	-	-
IND GOSHEN COL & BAPTICAL SEM	1	-	-	-	-	-	-	-	24	10	-	-	-	-	-
IND INDIANA STATE UNIVERSITY	3	2	-	-	-	-	-	-	3	-	-	-	-	-	-
IND UNIV OF EVANSVILLE	1	1	-	-	-	-	-	-	5	2	-	-	-	-	-
IND UNIVERSITY OF NOTRE DAME	20	-	-	-	-	-	-	-	55	-	-	-	-	-	-
IOWA BUENA VISTA COLLEGE	3	1	-	-	-	-	-	-	1	-	-	-	-	-	-
IOWA DRAKE UNIVERSITY	1	1	-	-	-	-	-	-	-	-	-	-	-	-	-
IOWA GRACELAND COLLEGE	2	-	-	-	-	-	-	-	-	-	-	-	-	-	-
IOWA LOUIS COLLEGE	1	1	-	-	-	-	-	-	11	1	-	-	-	-	-
IOWA ST ARTHUR COLLEGE	1	1	-	-	-	-	-	-	13	2	-	-	-	-	-
IOWA WARTBURG COLLEGE	2	-	-	-	-	-	-	-	13	2	-	-	-	-	-
KANS KANS ST COL OF PITTSBURG	3	3	-	-	-	-	-	-	2	1	-	-	-	-	-
KANS KANS ST CHR S COL EMERSON	2	14	-	-	-	-	-	-	31	9	-	-	-	-	-
KANS KANSAS ST U AG & APP SCI	12	3	-	-	-	-	-	-	2	-	-	-	-	-	-
KANS STERLING COLLEGE	1	-	-	-	-	-	-	-	1	-	-	-	-	-	-
KANS WICHITA STATE UNIVERSITY	1	1	-	-	-	-	-	-	1	-	-	-	-	-	-
KY BELLARMIN-URSULIN ALL CAM	4	-	-	-	-	-	-	-	4	2	-	-	-	-	-
KY TRANSYLVANIA COLLEGE	1	1	-	-	-	-	-	-	2	-	-	-	-	-	-
LA LA ST U BATON ROUGE	1	-	-	-	-	-	-	-	-	-	-	-	-	-	-
LA LA ST U NEW ORLEANS	5	-	-	-	-	-	-	-	24	-	-	-	-	-	-
LA LOYOLA UNIVERSITY	1	-	-	-	-	-	-	-	3	1	-	-	-	-	-
LA NTHSTRN ST COL LOUISIANA	2	-	-	-	-	-	-	-	1	-	-	-	-	-	-
LA TULANE UNIV OF LOUISIANA	2	-	-	-	-	-	-	-	2	-	-	-	-	-	-
ME ST JOSEPHS COLLEGE	2	-	-	-	-	-	-	-	1	-	-	-	-	-	-
ME UNIV MAINE ALL CAMPUSES	7	1	-	-	-	-	-	-	1	-	-	-	-	-	-

TABLE 4.--BACHELOR'S, MASTER'S, AND DOCTOR'S DEGREES CONFERRED IN INSTITUTIONS OF HIGHER EDUCATION, BY SEX OF STUDENT, FIELD OF STUDY, STATE OR OTHER AREA, AND INSTITUTION: AGGREGATE UNITED STATES, 1968-69 --CONTINUED

FIELD OF STUDY, STATE OR OTHER AREA, AND INSTITUTION	BACHELOR'S DEGREES REQUIRING 4 OR 5 YEARS		MASTER'S DEGREES		DOCTOR'S DEGREES (PH.D., ED.D., ETC.)		FIELD OF STUDY, STATE OR OTHER AREA, AND INSTITUTION	BACHELOR'S DEGREES REQUIRING 4 OR 5 YEARS		MASTER'S DEGREES		DOCTOR'S DEGREES (PH.D., ED.D., ETC.)	
	2	3	4	5	6	7		2	3	4	5	6	7
	MEN	WOMEN	MEN	WOMEN	MEN	WOMEN		MEN	WOMEN	MEN	WOMEN	MEN	WOMEN
(CONTINUED)													
ASTRONOMY													
WASH UNIVFRSITY OF WASHINGTON	8	-	1	1	1	1	-	-	-	-	-	-	-
WIS U OF WIS MADISON	-	-	-	-	-	-	-	-	-	-	-	-	-
CHEMISTRY													
ALA ALABAMA A & M COLLEGE	3	-	-	-	-	-	-	-	-	-	-	-	-
ALA ALABAMA COLLEGE	2	-	-	-	-	-	-	-	-	-	-	-	-
ALA ALABAMA STATE COLLEGE	3	-	-	-	-	-	-	-	-	-	-	-	-
ALA ATHENS COLLEGE	12	-	9	-	2	1	-	-	-	-	-	-	-
ALA AURUM UNIV	10	5	-	-	-	-	-	-	-	-	-	-	-
ALA BIRMGHAM SOUTHERN COL	24	1	-	-	-	-	-	-	-	-	-	-	-
ALA FLORENCE STATE COLLEGE	2	-	-	-	-	-	-	-	-	-	-	-	-
ALA HUNTINGTON COLLEGE	4	-	-	-	-	-	-	-	-	-	-	-	-
ALA JACKSONVILLE STATE UNIV	1	-	-	-	-	-	-	-	-	-	-	-	-
ALA JUDSON COLLEGE	-	-	-	-	-	-	-	-	-	-	-	-	-
ALA MOBILE COLLEGE	2	-	-	-	-	-	-	-	-	-	-	-	-
ALA OAKHOOD COLLEGE	2	-	-	-	-	-	-	-	-	-	-	-	-
ALA ST RFRNARD COLLEGE	1	-	-	-	-	-	-	-	-	-	-	-	-
ALA SAMPORD UNIVERSITY	2	-	-	-	-	-	-	-	-	-	-	-	-
ALA SPRING HILL COLLEGE	1	-	-	-	-	-	-	-	-	-	-	-	-
ALA TALLADEGA COLLEGE	1	-	-	-	-	-	-	-	-	-	-	-	-
ALA TROY ST COL ALL CAMPUSES	3	-	-	-	-	-	-	-	-	-	-	-	-
ALA TUSKEGEE INSTITUTE	111	8	2	-	5	1	-	-	-	-	-	-	-
ALA UNIV ALABAMA MAIN CAMPUS	2	-	-	-	-	-	-	-	-	-	-	-	-
ALA UNIV OF ALA HUNTSVILLE	3	-	-	-	-	-	-	-	-	-	-	-	-
ALA UNIV OF SOUTH ALABAMA	2	-	-	-	-	-	-	-	-	-	-	-	-
ALA ALASKA METHODIST UNIV	33	7	4	2	8	1	-	-	-	-	-	-	-
ALAS U OF ALAS ALL CAMPUSES	6	-	3	2	-	-	-	-	-	-	-	-	-
ARIZ ARIZONA STATE UNIVERSITY	25	3	3	-	9	-	-	-	-	-	-	-	-
ARIZ NORTHERN ARIZONA UNIV	3	-	-	-	-	-	-	-	-	-	-	-	-
ARIZ UNIVERSITY OF ARIZONA	5	2	-	-	-	-	-	-	-	-	-	-	-
ARK ARKANSAS A & M COLLEGE	7	1	-	-	-	-	-	-	-	-	-	-	-
ARK ARKANSAS POLYTECHNIC COL	7	3	-	-	-	-	-	-	-	-	-	-	-
ARK ARK ST UNIV ALL CAMPUSES	4	-	-	-	-	-	-	-	-	-	-	-	-
ARK HARDING COL MAIN CAMPUS	7	-	-	-	-	-	-	-	-	-	-	-	-
ARK HENDERSON STATE COLLEGE	4	-	-	-	-	-	-	-	-	-	-	-	-
ARK HENOPIX COLLEGE	2	-	-	-	-	-	-	-	-	-	-	-	-
ARK JOHN BROWN UNIVERSITY	4	1	-	-	-	-	-	-	-	-	-	-	-
ARK LITTLE ROCK UNIVERSITY	6	1	-	-	-	-	-	-	-	-	-	-	-
ARK OUACHITA BAPTIST UNIV	1	-	-	-	-	-	-	-	-	-	-	-	-
ARK PHILANDER SMITH COLLEGE	2	-	-	-	-	-	-	-	-	-	-	-	-
ARK SOUTHERN STATE COLLEGE	21	8	7	1	7	-	-	-	-	-	-	-	-
ARK STATE COLLEGE OF ARK	2	-	-	-	-	-	-	-	-	-	-	-	-
ARK UNIV ARK MAIN CAMPUS	2	-	-	-	-	-	-	-	-	-	-	-	-
CAL AZUSA PACIFIC COLLEGE	10	-	4	2	18	1	-	-	-	-	-	-	-
CAL CALIFORNIA INST OF TECH	1	-	-	-	-	-	-	-	-	-	-	-	-
CAL CALIFORNIA LUTHERAN COL	2	-	-	-	-	-	-	-	-	-	-	-	-
CAL CAL ST COL DOMINGUEZ HILLS	13	2	-	-	-	-	-	-	-	-	-	-	-
CAL CALIF STATE COL FULLERTON	11	1	-	-	-	-	-	-	-	-	-	-	-
CAL CALIFORNIA ST COL HAYWARD	17	4	2	2	-	-	-	-	-	-	-	-	-
CAL CALIF STATE COL LONG BCH	12	-	-	-	-	-	-	-	-	-	-	-	-
CAL CALIF STATE COL LOS ANGLS	9	1	-	-	-	-	-	-	-	-	-	-	-
CAL CAL ST POLY COL POMONA	13	1	-	-	-	-	-	-	-	-	-	-	-
CAL CAL STATE POLY SN LUIS DB	13	1	-	-	-	-	-	-	-	-	-	-	-
CAL CHICO STATE COLLEGE	11	-	-	-	-	-	-	-	-	-	-	-	-



TABLE 4.---BACHELOR'S, MASTER'S, AND DOCTOR'S DEGREES CONFERRED IN INSTITUTIONS OF HIGHER EDUCATION, BY SEX OF STUDENT, FIELD OF STUDY, STATE OR OTHER AREA, AND INSTITUTION: AGGREGATE UNITED STATES, 1968-69 --CONTINUED

Table with columns for BACHELOR'S DEGREES REQUIRING 4 OR 5 YEARS (MEN, WOMEN), MASTER'S DEGREES (MEN, WOMEN), DOCTOR'S DEGREES (PH.D., ED.D., ETC.) (MEN, WOMEN), FIELD OF STUDY, STATE OR OTHER AREA, AND INSTITUTION, and CHEMISTRY. The table is split into two sections: (CONTINUED) and (CONTINUED).

TABLE 4.--BACHELOR'S, MASTER'S, AND DOCTOR'S DEGREES CONFERRED IN INSTITUTIONS OF HIGHER EDUCATION, BY SEX OF STUDENT, FIELD OF STUDY, STATE OR OTHER AREA, AND INSTITUTION: AGGREGATE, UNITED STATES, 1968-69 --CONTINUED

FIELD OF STUDY, STATE OR OTHER AREA, AND INSTITUTION	BACHELOR'S DEGREES REQUIRING 4 OR 5 YEARS		MASTER'S DEGREES		DOCTOR'S DEGREES (PH.D., ED.D., ETC.)		FIELD OF STUDY, STATE OR OTHER AREA, AND INSTITUTION	BACHELOR'S DEGREES REQUIRING 4 OR 5 YEARS		MASTER'S DEGREES		DOCTOR'S DEGREES (PH.D., ED.D., ETC.)	
	2	3	4	5	6	7		2	3	4	5	6	7
	(CONTINUED)							(CONTINUED)					
CHEMISTRY													
ILL OLIVET NAZARENE COLLEGE	9	-	-	-	-	-	IOWA LORAS COLLEGE	13	-	-	-	-	-
ILL PRINCIPALIA COLLEGE	3	1	-	-	-	-	IOWA LUTHER COLLEGE	8	-	-	-	-	-
ILL QUINCY COLLEGE	4	1	-	-	-	-	IOWA MARYCREST COLLEGE	-	1	-	-	-	-
ILL ROCKFORD COLLEGE	1	-	-	-	-	-	IOWA MORNINGSTAR COLLEGE	3	-	-	-	-	-
ILL ROOSEVELT UNIVERSITY	9	-	3	4	-	-	IOWA NORTHWESTERN COLLEGE	1	1	-	-	-	-
ILL ROSARY COLLEGE	6	-	-	-	-	-	IOWA PARSONS COLLEGE	2	-	-	-	-	-
ILL ST. PROCOPIUS COLLEGE	5	-	-	-	-	-	IOWA ST. AMBROSE COLLEGE	1	-	-	-	-	-
ILL ST. XAVIER COLLEGE	5	-	-	-	-	-	IOWA STIMPSON COLLEGE	2	-	-	-	-	-
ILL SOUTHERN ILL. U. MAIN CAMPUS	38	3	-	-	-	-	IOWA UNIV. DURQUOE MAIN CAMPUS	2	-	-	-	-	-
ILL STPHN ILL. U. EDWARDSVILLE CAMPUS	17	3	-	-	-	-	IOWA UNIVERSITY OF IOWA	21	5	13	-	-	-
ILL UNIVERSITY OF CHICAGO	11	1	21	7	26	3	IOWA UPPER IOWA UNIVERSITY	5	2	6	-	-	-
ILL UNIV. OF ILL. URBANA CAMPUS	88	21	75	17	62	7	IOWA WESTBURY COLLEGE	6	-	-	-	-	-
ILL UNIV. ILL. CHICAGO CIRCLE	39	11	8	2	-	-	IOWA WILLIAM PENN. COLLEGE	2	-	-	-	-	-
ILL WESTERN ILLINOIS UNIV.	11	1	1	-	-	-	KANS. BAKER UNIVERSITY	3	1	-	-	-	-
ILL WHEATON COLLEGE	18	1	-	-	-	-	KANS. BETHANY COLLEGE	8	-	-	-	-	-
IND ANDERSON COLLEGE	2	1	-	-	-	-	KANS. BETHEL COLLEGE	2	-	-	-	-	-
IND BALL STATE UNIVERSITY	5	-	2	-	-	-	KANS. COLLEGE OF EMPORIA	14	-	-	-	-	-
IND BUTLER UNIVERSITY	8	2	-	-	-	-	KANS. FORT HAYS KANS. STATE COL.	8	2	1	1	-	-
IND DEPAUL UNIVERSITY	3	3	5	-	-	-	KANS. KANS. ST. COL. OF PITTSBURG	18	-	10	-	-	-
IND EARLEMAN COL. ALL CAMPUSES	7	1	-	-	-	-	KANS. KANSAS ST. U. AG. & APP. SCI.	11	-	10	5	-	-
IND GOSHEN COL. & BIBLICAL SEM.	4	-	-	-	-	-	KANS. KANSAS WESLEYAN UNIV.	7	-	-	-	-	-
IND HANOVER COLLEGE	5	1	-	-	-	-	KANS. MCPHERSON COLLEGE	6	1	-	-	-	-
IND INDIANA CENTRAL COLLEGE	8	2	-	-	-	-	KANS. MOUNT ST. SCHOLASTICA COL.	1	-	-	-	-	-
IND INDIANA INSTITUTE OF TECH.	4	-	-	-	-	-	KANS. OTTAWA UNIVERSITY	5	3	-	-	-	-
IND INDIANA STATE UNIVERSITY	-	-	5	-	-	-	KANS. SACRED HEART COLLEGE	2	-	-	-	-	-
IND INDIANA UNIV. ALL CAMPUSES	78	11	19	3	28	3	KANS. ST. BENEDICTS COLLEGE	6	-	-	-	-	-
IND MANCHESTER COLLEGE	10	1	-	-	-	-	KANS. ST. MARY COLLEGE	3	-	-	-	-	-
IND MARIAN COL. INDIANAPOLIS	4	1	-	-	-	-	KANS. ST. MARY OF THE PLAINS COL.	3	-	-	-	-	-
IND MARION COLLEGE MARION	1	-	-	-	-	-	KANS. SOUTHWESTERN COLLEGE	1	-	-	-	-	-
IND PURDUE UNIV. MAIN CAMPUS	53	13	60	10	45	3	KANS. STERLING COLLEGE	3	1	-	-	-	-
IND PURDUE UNIV. CALUMET CAMPUS	8	-	-	-	-	-	KANS. TABOR COLLEGE	4	1	-	-	-	-
IND PURDUE UNIV. FT. WAYNE	8	-	-	-	-	-	KANS. UNIVERSITY OF KANSAS	52	5	2	2	17	2
IND ROSE POLYTECHNIC INST.	11	-	-	-	-	-	KANS. WASHBURN UNIV. OF TOPEKA	6	-	-	-	-	-
IND ST. JOSEPH COL. MAIN CAMPUS	4	-	-	-	-	-	KANS. WICHITA STATE UNIVERSITY	17	8	7	1	-	-
IND ST. MARY'S COLLEGE	8	-	-	-	-	-	KY. BELLARMIN-URSULTN. ALL CAM.	9	1	-	-	-	-
IND ST. MARY OF THE WOODS COL.	-	2	-	-	-	-	KY. BEREAS COLLEGE	9	1	-	-	-	-
IND TAYLOR UNIVERSITY	5	1	-	-	-	-	KY. BRESCIA COLLEGE	3	2	-	-	-	-
IND UNIV. OF EVANSVILLE	6	-	-	-	-	-	KY. CAMPBELLVILLE COLLEGE	2	-	-	-	-	-
IND UNIVERSITY OF MONTRE. NAME	14	-	17	8	10	1	KY. CATHERINE SPALDING COL.	3	3	-	-	-	-
IND VALPARAISO UNIVERSITY	14	8	-	-	-	-	KY. CENTRE COL. OF KENTUCKY	10	4	-	-	-	-
IND WABASH COLLEGE	7	4	-	-	-	-	KY. CUMBERLAND COLLEGE	6	-	-	-	-	-
IOWA BRIAR CLIFF COLLEGE	2	4	-	-	-	-	KY. ESTRN. KENTUCKY UNIVERSITY	11	-	-	-	-	-
IOWA BURNA VISTA COLLEGE	2	1	-	-	-	-	KY. GEORGETOWN COLLEGE	3	-	-	-	-	-
IOWA CENTRAL UNIV. OF IOWA	8	1	-	-	-	-	KY. KENTUCKY SOUTHERN COLLEGE	3	-	-	-	-	-
IOWA CLARKE COLLEGE	-	6	-	-	-	-	KY. KENTUCKY STATE COLLEGE	2	-	-	-	-	-
IOWA COE COLLEGE	3	2	-	-	-	-	KY. KENTUCKY WESLEYAN COLLEGE	3	1	-	-	-	-
IOWA CORNELL COLLEGE	4	1	-	-	-	-	KY. MOREHEAD STATE UNIVERSITY	8	8	-	-	-	-
IOWA DORNOT COLLEGE	2	2	-	-	-	-	KY. MURRAY STATE UNIVERSITY	24	7	2	1	-	-
IOWA DRAKE UNIVERSITY	9	2	-	-	-	-	KY. THOMAS MORE COLLEGE	4	-	-	-	-	-
IOWA GRACELAND COLLEGE	3	-	-	-	-	-	KY. UNION COLLEGE	3	-	-	-	-	-
IOWA GRINNELL COLLEGE	7	1	8	4	30	2	KY. UNIV. KY. MAIN CAMPUS	50	14	1	-	-	-
IOWA IOWA ST. U. OF SCI. & TECH.	33	9	8	4	4	-							
IOWA IOWA WESLEYAN COLLEGE	9	-	-	-	-	-							

TABLE 4.---BACHELOR'S, MASTER'S, AND DOCTOR'S DEGREES CONFERRED IN INSTITUTIONS OF HIGHER EDUCATION, BY SEX OF STUDENT, FIELD OF STUDY, STATE OR OTHER AREA, AND INSTITUTION: AGGREGATE UNITED STATES, 1968-69 ---CONTINUED

FIELD OF STUDY, STATE OR OTHER AREA, AND INSTITUTION	BACHELOR'S DEGREES REQUIRING 4 OR 5 YEARS		MASTER'S DEGREES		DOCTOR'S DEGREES (PH.D., ED.D., ETC.)		BACHELOR'S DEGREES REQUIRING 4 OR 5 YEARS		MASTER'S DEGREES		DOCTOR'S DEGREES (PH.D., ED.D., ETC.)			
	1	2	3	4	5	6	7	1	2	3	4	5	6	7
	1	2	3	4	5	6	7	1	2	3	4	5	6	7
CHEMISTRY														
UNIVERSITY OF LOUISVILLE		28		2										
WTRN KENTUCKY UNIVERSITY		18		5										
CENTFARY COLLEGE		1												
DILLARD UNIVERSITY		4												
FRANCIS T NICHOLLS ST COL		4												
GRAMBLING COLLEGE		2												
LOUISIANA COLLEGE		1												
LOUISIANA POLY INSTITUTE		2												
LA ST U RATON ROUGE		33		6										
LA ST U NEW ORLEANS		9		1										
LOYOLA UNIVERSITY				2										
MCFESE STATE COLLEGE		7												
NTHST LOUISIANA ST COL		5		2										
NTHSTRN ST COL LOUISIANA		8		3										
ST MARYS DOMINICAN COL														
STHSTRN LOUISIANA COL		3		3										
SOUTHERN UNIV & A & M COL		7		3										
TULANE UNIV OF LOUISIANA		20		8										
UNIV STRHSTRN LOUISIANA		5												
XAVIER UNIVERSITY OF LA		2		1										
BATES COLLEGE		9		2										
BOMPOIN COLLEGE		13												
COLBY COLLEGE		8		7										
MASSON COLLEGE		3												
RICKER COLLEGE		1												
UNIV MAINE ALL CAMPUSES		7		5										
COL OF NOTRE DAME OF MD				6										
COLUMBIA UNION COLLEGE		6												
FPOSTBURG STATE COLLEGE		3												
GOUGHEN COLLEGE				10										
HOOD COLLEGE		2												
JOHNS HOPKINS U ALL CAM		13			7									
LOYOLA COLLEGE		8												
MORGAN STATE COLLEGE		9		6										
MOUNT ST AGNES COLLEGE				8										
MOUNT ST MARYS COLLEGE		6												
ST JOSEPH COLLEGE		6												
TOWSON STATE COLLEGE		11		4										
UNIV MD MAIN CAMPUS		21		10										
UNIV OF MARYLAND ST COL		1												
WASHINGTON COLLEGE		6		2										
WESTERN MARYLAND COLLEGE		5												
AMERICAN INTERNATL COL		4												
AMHPST COLLEGE		8												
ANNA MARIA COL FOR WOMEN				3										
ATLANTIC UNION COLLEGE		5												
AUGUSTINIAN COL WERMAC VLY		9		9										
BOSTON COLLEGE		12		1										
BOSTON UNIVERSITY		5		8										
BRANDEIS UNIVERSITY		8			8									
CLARK UNIVERSITY		13		1										
OF THE HOLY CROSS		4		6										
OF OUR LADY OF ELMS		6												
EASTERN NAZARENE COLLEGE		3												

TABLE 4.—BACHELOR'S, MASTER'S, AND DOCTOR'S DEGREES CONFERRED IN INSTITUTIONS OF HIGHER EDUCATION, BY SEX OF STUDENT, FIELD OF STUDY, STATE OR OTHER AREA, AND INSTITUTION: AGGREGATE UNITED STATES, 1968-69 —CONTINUED

FIELD OF STUDY, STATE OR OTHER AREA, AND INSTITUTION	BACHELOR'S DEGREES REQUIRING 4 OR 5 YEARS		MASTER'S DEGREES		DOCTOR'S DEGREES (PH.D., ED.D., ETC.)	
	2	3	4	5	6	7
	2	3	4	5	6	7
CHEMISTRY						
MICH UNIV OF DETROIT	3	2	4	—	—	—
MICH UNIV OF MICHIGAN	53	15	11	6	20	2
MICH WAYNE STATE UNIV	67	12	17	7	23	1
MINN AUGSBURG COLLEGE	9	3	—	—	—	—
MINN BETHEL COLLEGE & SEMINARY	—	1	—	—	—	—
MINN CARLETON COLLEGE	12	3	—	—	—	—
MINN COLLEGE OF ST REMEDICT	—	—	—	—	—	—
MINN COLLEGE OF ST CATHERINE	—	2	—	—	—	—
MINN COLLEGE OF ST SCHILASTICA	—	4	—	—	—	—
MINN COLLEGE OF ST TERESA	—	6	—	—	—	—
MINN COLLEGE OF ST THOMAS	14	—	—	—	—	—
MINN CONCORDIA COL MOORHEAD	16	1	—	—	—	—
MINN GUSTAVUS ADOLPHUS COLLEGE	8	2	—	—	—	—
MINN HAMLINE UNIV	6	1	—	—	—	—
MINN MACALESTER COLLEGE	12	2	—	—	—	—
MINN MANKATO STATE COLLEGE	15	1	1	—	—	—
MINN MOORHEAD STATE COLLEGE	1	—	—	—	—	—
MINN ST CLAUD STATE COLLEGE	15	2	—	—	—	—
MINN ST JOHNS UNIV	11	—	—	—	—	—
MINN ST MARYS COLLEGE	3	—	—	—	—	—
MINN ST OLAF COLLEGE	12	2	—	—	—	—
MINN U OF MINN DULUTH	17	4	—	—	—	—
MINN U OF MINN MPLS ST PAUL	59	6	9	1	17	2
MINN U OF MINN MORRIS	1	—	—	—	—	—
MINN WINDYNA STATE COLLEGE	8	1	1	—	—	—
MISS ALGORN A & M COLLEGE	3	—	—	—	—	—
MISS DELTA STATE COLLEGE	4	—	—	—	—	—
MISS JACKSON STATE COLLEGE	4	—	—	—	—	—
MISS MILLAPS COLLEGE	11	3	—	—	—	—
MISS MISSISSIPPI COLLEGE	14	—	—	—	—	—
MISS MISSISSIPPI STATE UNIV	5	—	4	—	2	—
MISS RUST COLLEGE	1	—	—	—	—	—
MISS TONGALOOG COLLEGE	9	3	—	—	—	—
MISS UNIV MISS WILSON CAMPUS	17	1	9	2	2	—
MISS UNIV OF STERN MISSISSIPPI	23	1	1	1	1	—
MISS WILLIAM CAREY COLLEGE	1	—	—	—	—	—
MO CENTRAL METHODIST COLLEGE	7	—	—	—	—	—
MO CENTRAL MO ST COL ALL CAM	4	—	—	—	—	—
MO DRURY COLLEGE	3	1	—	—	—	—
MO EVANGEL COLLEGE	1	—	—	—	—	—
MO FONTRONNF COLLEGE	—	1	—	—	—	—
MO LINDENWOOD COLLEGE	—	1	—	—	—	—
MO MARYVILLE COL SACRED HEART	—	1	—	—	—	—
MO MISSOURI SOUTHERN COLLEGE	1	—	—	—	—	—
MO MISSOURI VALLEY COLLEGE	3	1	—	—	—	—
MO NORTHEAST MISSOURI ST COL	6	—	—	—	—	—
MO NORTHWEST MISSOURI ST COL	14	1	—	—	—	—
MO NOTRE DAME COLLEGE	2	—	—	—	—	—
MO PARK COLLEGE	6	1	—	—	—	—
MO ROCKHURST COLLEGE	9	—	—	—	—	—
MO ST LOUIS U ALL CAMPUSES	30	—	8	4	5	1
(CONTINUED)						
CHEMISTRY						
MO SCHOOL OF THE DZARKS	2	—	—	—	—	—
MO SOUTHWEST MISSOURI ST COL	17	3	—	—	—	—
MO SOUTHWEST MISSOURI ST COL	9	—	—	—	—	—
MO UNIV MISSOURI AT COLUMBIA	28	9	11	—	—	—
MO UNIV MISSOURI AT KANS CITY	14	1	4	—	—	—
MO UNIV MISSOURI AT ROLA	11	—	4	—	—	—
MO UNIV MISSOURI AT ST LOUIS	24	2	4	—	—	—
MO WASHINGTON UNIV	23	5	6	—	—	—
MO WEBSTER COLLEGE	—	1	—	—	—	—
MO WESTMINSTER COLLEGE	4	—	—	—	—	—
MO WILLIAM JEWELL COLLEGE	4	—	—	—	—	—
MONT CARROLL COLLEGE	2	1	—	—	—	—
MONT COLLEGE OF GREAT FALLS	3	—	—	—	—	—
MONT EASTERN MONTANA COLLEGE	9	1	—	—	—	—
MONT MONTANA STATE UNIV	14	2	2	—	—	—
MONT ROCKY MOUNTAIN COLLEGE	1	—	—	—	—	—
MONT UNIV OF MONTANA	5	—	3	—	—	—
NEBR CHILDREN STATE COLLEGE	8	2	—	—	—	—
NEBR COLLEGE OF ST MARY	—	2	—	—	—	—
NEBR CREIGHTON UNIV	6	3	3	—	—	—
NEBR DANA COLLEGE	1	—	—	—	—	—
NEBR ORAME COLLEGE	4	—	—	—	—	—
NEBR HASTINGS COLLEGE	5	1	—	—	—	—
NEBR HIRAM SCOTT COLLEGE	1	—	—	—	—	—
NEBR JOHN F KENNEDY COLLEGE	4	—	—	—	—	—
NEBR KEARNEY STATE COLLEGE	6	1	—	—	—	—
NEBR NEBRASKA WESLEYAN UNIV	5	—	—	—	—	—
NEBR PERU STATE COLLEGE	1	—	—	—	—	—
NEBR UNION COLLEGE	5	4	—	—	—	—
NEBR UNIV NEBRASKA MAIN CAMPUS	38	7	3	—	—	—
NEBR UNIV NEBRASKA AT OMAHA	6	1	—	—	—	—
NEBR WAYNE STATE COLLEGE	6	1	—	—	—	—
NEV NEVADA SOUTHERN UNIV	1	—	—	—	—	—
NEV UNIV OF NEVADA	6	—	2	—	—	—
N H BELKNAP COLLEGE	2	—	—	—	—	—
N H DARTMOUTH COLLEGE	21	—	3	—	—	—
N H NEW ENGLAND COLLEGE	2	—	—	—	—	—
N H RIVIER COLLEGE	7	—	—	—	—	—
N H ST ANSELMS COLLEGE	5	—	—	—	—	—
N H UNIV OF NEW HAMPSHIRE	20	3	18	—	—	—
N J RLDONFIELD COLLEGE	6	—	—	—	—	—
N J CALDWELL COL FOR WOMEN	4	—	—	—	—	—
N J COLLEGE OF ST ELIZABETH	3	—	—	—	—	—
N J DREW UNIV	4	2	—	—	—	—
N J FAIRLIGH DICKNSN U ALL CAM	55	8	7	—	—	—
N J GEORGIAN COURT COLLEGE	—	4	—	—	—	—
N J MONMOUTH COLLEGE	8	—	—	—	—	—
N J PRINCETON UNIV	15	—	17	—	—	—
N J RIDER COLLEGE	2	—	—	—	—	—
N J RUTGERS THE ST U ALL CAM	79	21	6	8	11	2
N J ST PETERS COLLEGE	17	1	—	—	—	—
N J SETON HALL UNIV	19	2	9	—	—	—
N J STEVENS INSTTUTE OF TECH	—	—	17	—	—	—
N J UPSALA COLLEGE	10	—	—	—	—	—



TABLE 4.---BACHELOR'S, MASTER'S, AND DOCTOR'S DEGREES CONFERRED IN INSTITUTIONS OF HIGHER EDUCATION, BY SEX OF STUDENT, FIELD OF STUDY, STATE OR OTHER AREA, AND INSTITUTION: AGGREGATE UNITED STATES, 1968-69 --CONTINUED

FIELD OF STUDY, STATE OR OTHER AREA, AND INSTITUTION	BACHELOR'S DEGREES REQUIRING 4 OR 5 YEARS		MASTER'S DEGREES		DOCTOR'S DEGREES (PH.D., ED.D., ETC.)		BACHELOR'S DEGREES REQUIRING 4 OR 5 YEARS		MASTER'S DEGREES		DOCTOR'S DEGREES (PH.D., ED.D., ETC.)				
	1	2	3	4	5	6	7	1	2	3	4	5	6	7	
	MEN	WOMEN	MEN	WOMEN	MEN	WOMEN	MEN	MEN	WOMEN	MEN	WOMEN	MEN	WOMEN	MEN	WOMEN
CHEMISTRY															
N C LENOIR-RHYNE COLLEGE	4														
N C LIVINGSTONE COLLEGE	5														
N C WARS HILL COLLEGE	4														
N C WEPEDITH COLLEGE	4														
N C METHODIST COLLEGE	6														
N C N C AG & TECH STATE UNIV	4			4											
N C N C COLLEGE AT DURHAM	6														
N C N C WESLEYAN COLLEGE	4														
N C PENROK STATE COL	5														
N C PEPPER COLLEGE	6														
N C QUEENS COLLEGE	4														
N C ST ANDREWS PRESBY COL	4														
N C ST AUGUSTINES COL	4														
N C SALEM COLLEGE	4														
N C SHAW UNIVERSITY	4														
N C N C ST U RALEIGH MAIN CAMP	61			7	1	5									
N C N C UNIV OF NC AT CHAPEL HILL	120			6	1	17									
N C UNIV OF N C AT CHARLOTTE	6														
N C UNIV OF N C AT GREENSBORO	2														
N C WAKE FOREST UNIVERSITY	10			2											
N C WESTERN CAROLINA UNIV	16														
N C WILMINGTON COLLEGE	1														
N C WILKINSON STATE COLLEGE	6														
N D JAMESTOWN COLLEGE	1														
N D NORTH DAKOTA STATE UNIV	19			7	2	6									
N D UNIV N DAK MAIN CAMPUS	9			12		3									
N D VALLEY CITY STATE COLLEGE	7														
OHIO ANTIUCH COL MAIN CAMPUS	5														
OHIO ASHLAND COLLEGE	12														
OHIO BALDWIN-HALLACE COLLEGE	10														
OHIO BLUFFTON COLLEGE	4														
OHIO BOYLING GRN ST U ALL CAM	41			11	1										
OHIO CAPITAL UNIVERSITY	6														
OHIO CASE WESTERN RESERVE UNIV	54			17	6	22									
OHIO CEDARVILLE COLLEGE	2														
OHIO CENTRAL STATE UNIVERSITY	3														
OHIO CLEVELAND STATE UNIV	22														
OHIO COL MT ST JOSEPH ON OHIO	2														
OHIO COLLEGE OF WOODSTER	22														
OHIO DEFIANCE COLLEGE	3														
OHIO DENISON UNIVERSITY	16														
OHIO FINDLAY COLLEGE	1														
OHIO FIDELBERG COLLEGE	5														
OHIO HIRAM COLLEGE	6														
OHIO JOHN CARROLL UNIVERSITY	22			6	2										
OHIO KENT ST UNIV MAIN CAMPUS	7			3	1	3									
OHIO KENYON COLLEGE	2														
OHIO LAKE ERIE COLLEGE	2														
OHIO MALONE COLLEGE	3														
OHIO MARIETTA COLLEGE	15			3											
OHIO MIAMI UNIV ALL CAMPUSES	47			11	1										
OHIO MOUNT UNION COLLEGE	7														
OHIO MUSKINGUM COLLEGE	7														
OHIO NOTRE DAME COLLEGE	3														

TABLE 4.--BACHELOR'S, MASTER'S, AND DOCTOR'S DEGREES CONFERRED IN INSTITUTIONS OF HIGHER EDUCATION, BY SEX OF STUDENT, FIELD OF STUDY, STATE OR OTHER AREA, AND INSTITUTION: AGGREGATE UNITED STATES, 1968-69 --CONTINUED

FIELD OF STUDY, STATE OR OTHER AREA, AND INSTITUTION	BACHELOR'S DEGREES REQUIRING 4 OR 5 YEARS		MASTER'S DEGREES		DOCTOR'S DEGREES (PH.D., ED.D., ETC.)		BACHELOR'S DEGREES REQUIRING 4 OR 5 YEARS		MASTER'S DEGREES		DOCTOR'S DEGREES (PH.D., ED.D., ETC.)	
	2	3	4	5	6	7	2	3	4	5	6	7
	MEN	WOMEN	MEN	WOMEN	MEN	WOMEN	MEN	WOMEN	MEN	WOMEN	MEN	WOMEN
(CONTINUED)												
CHEMISTRY												
PA ALLEGHENY COLLEGE	6	3	-	-	-	-	3	3	-	-	-	-
PA ALLENTOWN COL ST FR D SALS	7	-	-	-	-	-	3	4	1	-	-	-
PA ALLIANCE COLLEGE	4	1	-	-	-	-	59	7	7	1	16	-
PA ALVERNIA COLLEGE	-	2	-	-	-	-	13	2	-	-	-	-
PA BEAVER COLLEGE	-	7	-	-	-	-	6	1	-	-	-	-
PA BRYN MAWR COLLEGE	-	12	1	-	-	-	6	2	-	-	-	-
PA BUCKNELL UNIVERSITY	28	11	5	-	-	-	28	6	12	-	-	-
PA CABRINI COLLEGE	-	2	-	-	-	-	4	-	-	-	-	-
PA CARNegie-MELLON UNIV	18	5	18	1	19	-	4	-	-	-	-	-
PA CEDAR CREST COLLEGE	-	1	-	-	-	-	3	-	-	-	-	-
PA CHATHAM COLLEGE	-	1	-	-	-	-	5	-	-	-	-	-
PA CHESTNUT HILL COLLEGE	-	12	-	-	-	-	28	5	6	2	6	1
PA COLLEGE MISERICORDIA	-	3	-	-	-	-	6	3	-	-	-	-
PA DELAWARE VLY COL SCI & AG	10	-	-	-	-	-	29	7	3	-	33	1
PA DICKINSON COLLEGE	2	3	-	-	-	-	72	8	-	-	8	2
PA Drexel INST OF TECHNOLOGY	51	5	3	1	4	-	10	-	-	-	-	-
PA DUQUESNE UNIVERSITY	15	4	-	-	1	-	11	-	-	-	-	-
PA EASTERN BAPTIST COLLEGE	1	1	-	-	-	-	-	3	-	-	-	-
PA ELIZABETHTOWN COLLEGE	9	2	-	-	-	-	17	2	7	5	-	-
PA FRANKLIN & MARSHALL COL	33	-	7	-	-	-	6	-	-	-	-	-
PA GANNON COLLEGE	4	-	-	-	-	-	4	-	-	-	-	-
PA GENEVA COLLEGE	10	-	-	-	-	-	7	1	3	1	-	-
PA GETTYSBURG COLLEGE	14	2	-	-	-	-	15	4	9	1	13	1
PA GROVE CITY COLLEGE	9	1	-	-	-	-	11	4	-	-	-	-
PA HAVERFORD COLLEGE	6	-	-	-	-	-	15	3	1	-	6	-
PA HOLY FAMILY COLLEGE	-	3	-	-	-	-	4	-	-	-	-	-
PA IMMACULATE COLLEGE	-	8	-	-	-	-	7	1	3	1	-	-
PA INDIANA U OF PA ALL CAM	22	5	3	-	-	-	15	3	1	-	6	-
PA JUNIATA COLLEGE	13	-	-	-	-	-	4	-	-	-	-	-
PA KINGS COLLEGE	6	-	-	-	-	-	5	-	-	-	-	-
PA LAFAYETTE COLLEGE	27	-	-	-	-	-	5	-	-	-	-	-
PA LA SALLE COLLEGE	29	-	-	-	-	-	5	-	-	-	-	-
PA LEBANON VALLEY COLLEGE	13	5	-	-	-	-	5	-	-	-	-	-
PA LEHIGH UNIVERSITY	17	-	4	-	-	13	5	1	-	-	-	-
PA LINCOLN UNIVERSITY	5	3	-	-	-	-	4	2	1	1	-	-
PA LYCOMING COLLEGE	5	3	-	-	-	-	3	2	-	-	-	-
PA MARYWOOD COLLEGE	-	8	-	-	-	-	5	1	-	-	-	-
PA MERCYhurst COLLEGE	-	4	-	-	-	-	5	1	-	-	-	-
PA MESSIAH COLLEGE	2	-	-	-	-	-	4	2	-	-	-	-
PA MORAVIAN COL MOUNTAIN CAMPUS	12	2	-	-	-	-	7	1	1	-	-	-
PA MOUNT MERCY COLLEGE	-	1	-	-	-	-	3	2	-	-	-	-
PA MUMFORD COLLEGE	1	3	-	-	-	-	5	1	-	-	-	-
PA M.C. COLLEGES	24	-	-	-	-	-	5	-	-	-	-	-
PA ALOMBSBURG STATE COLLEGE	9	3	-	-	-	-	5	-	-	-	-	-
PA CALIFORNIA STATE COLLEGE	21	4	-	-	-	-	7	3	-	-	-	-
PA CLARION ST COL MAIN CAM	7	-	-	-	-	-	13	1	2	-	12	-
PA EAST STRIOUSBURG ST COL	2	1	-	-	-	-	4	-	-	-	-	-
PA EDINBORO STATE COLLEGE	2	-	-	-	-	-	10	-	-	-	-	-
PA KUTVTDONN STATE COLLEGE	2	-	-	-	-	-	8	2	-	-	-	-
PA LOCK HAVEN STATE COLLEGE	3	-	-	-	-	-	2	1	-	-	-	-
PA MANSFIELD STATE COLLEGE	3	1	-	-	-	-	2	1	-	-	-	-
PA WILBERSVILLE STATE COL	7	-	-	-	-	-	10	2	4	-	2	-
PA SHIPPENSBURG STATE COL	12	3	-	-	-	-	8	1	16	-	1	-

TABLE 4.--BACHELOR'S, MASTER'S, AND DOCTOR'S DEGREES CONFERRED IN INSTITUTIONS OF HIGHER EDUCATION, BY SEX OF STUDENT, FIELD OF STUDY, STATE OR OTHER AREA, AND INSTITUTION: AGGREGATE UNITED STATES, 1968-69 --CONTINUED

FIELD OF STUDY, STATE OR OTHER AREA, AND INSTITUTION	BACHELOR'S DEGREES REQUIRING 4 OR 5 YEARS		MASTER'S DEGREES		DOCTOR'S DEGREES (PH.D., ED.D., ETC.)		BACHELOR'S DEGREES REQUIRING 4 OR 5 YEARS		MASTER'S DEGREES		DOCTOR'S DEGREES (PH.D., ED.D., ETC.)			
	1	2	3	4	5	6	7	1	2	3	4	5	6	7
	1	2	3	4	5	6	7	1	2	3	4	5	6	7
CHEMISTRY														
S.D. YANCKTON COLLEGE	1													
TENN AUGUSTIN PEAY STATE UNIV	4													
TENN BELMONT COLLEGE	10													
TENN CARSON NEWMAN COLLEGE	20			1										
TENN E TENN ST U ALL CAMPUSES	6			3										
TENN ELK UNIVERSITY	3													
TENN GEORGE PEABODY COL TCHRS	6													
TENN KNOX COLLEGE	2													
TENN KNOXVILLE COLLEGE	1													
TENN LANAROTH COLLEGE	7													
TENN LANE COLLEGE	2													
TENN LINCOLN MEMORIAL UNIV	7													
TENN MARVILLE COLLEGE	3													
TENN MEMPHIS STATE UNIVERSITY	8			7										
TENN MIDDLE TENNESSEE ST UNIV	17			6										
TENN MILLIGAN COLLEGE INC	2													
TENN SOUTHERN MISSIONARY COL	4													
TENN SOUTHWESTERN AT MEMPHIS	5													
TENN TENN AG & INDUS ST UNIV	3													
TENN TENN TECHNOLOGICAL UNIV	4			7										
TENN TENN WESLEYAN COLLEGE	3													
TENN UNION UNIVERSITY	2													
TENN UNIVERSITY OF THE SOUTH	6													
TENN UNIV OF TENN ALL CAMPUSES	28			6				15						
TENN VANDERBILT UNIVERSITY	23			4				10						
TEX ABILENE CHRISTIAN COLLEGE	9			3										
TEX ANGELO STATE COLLEGE	3													
TEX AUSTIN COLLEGE	7			2										
TEX RAYLOR UNIV MAIN CAMPUS	23			2				4						
TEX RLSHOP COLLEGE	3													
TEX EAST TEXAS BAPTIST COL	1													
TEX EAST TEXAS STATE UNIV	9			1				5						
TEX HARDIN SIMMONS UNIVERSITY	2													
TEX HOUSTON BAPTIST COLLEGE	2													
TEX HOWARD PAYNE COLLEGE	2													
TEX HUSTON TILLOTSON COLLEGE	3													
TEX INCARNATE WORD COLLEGE	2													
TEX LAMAR STATE COL TECH	9													
TEX LETOURNEAU COLLEGE	2													
TEX MARY HARDIN BAYLOR COL	2													
TEX MCMURRY COLLEGE	8			2										
TEX MIDWESTERN UNIVERSITY	1													
TEX NORTH TEXAS STATE UNIV	9			4				3						
TEX OUR LADY OF THE LAKE COL	1													
TEX PAN AMERICAN COLLEGE	4													
TEX RICE UNIVERSITY	16			3										
TEX ST EDWARDS UNIVERSITY	2													
TEX ST MARYS UNIVERSITY	18			6				2						
TEX SAM HOUSTON STATE COL	3			5										
TEX SOUTHERN METHODIST UNIV	20			3				2						
TEX SOUTHWESTERN UNIVERSITY	13			1										
TEX SOUTHWEST TEXAS STATE COL	12			4										
TEX STEPHEN F AUSTIN ST COL	13			1										



TABLE 4.--BACHELOR'S, MASTER'S, AND DOCTOR'S DEGREES CONFERRED IN INSTITUTIONS OF HIGHER EDUCATION, BY SEX OF STUDENT, FIELD OF STUDY, STATE OR OTHER AREA, AND INSTITUTION: AGGREGATE UNITED STATES, 1968-69 --CONTINUED

FIELD OF STUDY, STATE OR OTHER AREA, AND INSTITUTION	BACHELOR'S DEGREES REQUIRING 4 OR 5 YEARS		MASTER'S DEGREES		DOCTOR'S DEGREES (PH.D., ED.D., ETC.)		BACHELOR'S DEGREES REQUIRING 4 OR 5 YEARS		MASTER'S DEGREES		DOCTOR'S DEGREES (PH.D., ED.D., ETC.)	
	2	3	4	5	6	7	2	3	4	5	6	7
	MEN	WOMEN	MEN	WOMEN	MEN	WOMEN	MEN	WOMEN	MEN	WOMEN	MEN	WOMEN
(CONTINUED)												
CHEMISTRY												
VA VA COMMONWALTH UNIV ALL CAM	2	1	1	1	1	1	1	2	2	1	1	1
VA VIRGINIA MILITARY INST	17	3	3	3	3	3	3	19	19	1	1	1
VA VIRGINIA POLY INSTITUTE	14	1	1	1	1	1	1	25	25	1	1	1
VA VA STATE COL MAIN CAMPUS	1	1	1	1	1	1	1	4	4	1	1	1
VA VA STATE COL NORFOLK DIV	3	3	3	3	3	3	3	6	6	1	1	1
VA VIRGINIA UNION UNIVERSITY	12	4	4	4	4	4	4	9	9	1	1	1
VA WASHINGTON & LEE UNIV	11	4	4	4	4	4	4	2	2	1	1	1
WASH CENTRAL WASHINGTON ST COL	9	1	2	2	2	2	2	6	6	1	1	1
WASH EASTERN WASHINGTON ST COL	9	1	2	2	2	2	2	6	6	1	1	1
WASH FT WRIGHT COL HOLY NAMES	2	2	2	2	2	2	2	4	4	2	2	2
WASH GONZAGA UNIVERSITY	5	1	1	1	1	1	1	11	11	1	1	1
WASH PACIFIC LUTHERAN UNIV	7	2	2	2	2	2	2	8	8	1	1	1
WASH SEATTLE PACIFIC COLLEGE	7	1	1	1	1	1	1	2	2	1	1	1
WASH SEATTLE UNIVERSITY	4	1	2	2	2	2	2	4	4	1	1	1
WASH UNIV OF PUGET SOUND	6	16	14	2	18	1	1	23	23	2	2	2
WASH UNIVERSITY OF WASHINGTON	82	16	14	2	18	1	1	24	24	4	4	4
WASH WALLA WALLA COLLEGE	12	3	4	4	4	4	4	18	18	1	1	1
WASH WASHINGTON STATE UNIV	11	3	4	4	4	4	4	23	23	2	2	2
WASH WESTERN WASHINGTON ST COL	22	1	4	4	4	4	4	18	18	4	4	4
WASH WHITMAN COLLEGE	5	1	1	1	1	1	1	44	44	32	32	34
WASH WHITWORTH COLLEGE	5	1	1	1	1	1	1	1	1	1	1	1
W VA ALDRASON ROADHOUSE COLLEGE	5	5	5	5	5	5	5	4	4	4	4	4
W VA BETHANY COLLEGE	14	3	3	3	3	3	3	1	1	1	1	1
W VA BLUEFIELD STATE COLLEGE	1	1	1	1	1	1	1	1	1	1	1	1
W VA CONCORD COLLEGE	1	1	1	1	1	1	1	1	1	1	1	1
W VA DAVIS & ELKINS COLLEGE	2	4	4	4	4	4	4	30	30	4	4	4
W VA FATMONT STATE COLLEGE	1	1	1	1	1	1	1	12	12	10	10	12
W VA GLENNVILLE STATE COLLEGE	1	1	1	1	1	1	1	1	1	7	7	4
W VA MARSHALL UNIV ALL CAMPUSES	15	4	5	5	5	5	5	1	1	1	1	6
W VA MORRIS HARVEY COLLEGE	5	1	1	1	1	1	1	215	215	135	135	46
W VA SALEM COLLEGE ALL CAMPUS	2	1	1	1	1	1	1	1	1	1	1	1
W VA SHEPHERD COLLEGE	7	1	1	1	1	1	1	19	19	1	1	1
W VA W LIFREY ST COL ALL CAM	15	2	2	2	2	2	2	3	3	4	4	2
W VA W VIRGINIA INST OF TECH	1	1	1	1	1	1	1	16	16	9	9	5
W VA WEST VIRGINIA STATE COL	1	1	1	1	1	1	1	1	1	1	1	1
W VA W VA UNIV ALL CAMPUSES	11	4	9	9	9	9	9	6	6	2	2	2
W VA W VIRGINIA WESLEYAN COL	3	2	2	2	2	2	2	6	6	6	6	10
W VA WHEELING COLLEGE	7	3	3	3	3	3	3	4	4	6	6	4
WIS ALVERNO COLLEGE	2	2	2	2	2	2	2	9	9	13	13	1
WIS BELoit COLLEGE	5	3	3	3	3	3	3	5	5	1	1	1
WIS CARDINAL STRITCH COLLEGE	1	1	1	1	1	1	1	1	1	1	1	1
WIS CARROLL COLLEGE	7	2	2	2	2	2	2	9	9	1	1	1
WIS CARTHAGE COLLEGE	9	1	1	1	1	1	1	9	9	1	1	1
WIS DOMINICAN COLLEGE RACINE	3	1	1	1	1	1	1	2	2	16	16	4
WIS LAKELAND COLLEGE	2	1	1	1	1	1	1	3	3	3	3	1
WIS LAWRENCE UNIV MAIN CAMPUS	11	1	1	1	1	1	1	11	11	11	11	1
WIS LAWRENCE UNIV INST PAPER CHEM	1	1	1	1	1	1	1	40	40	13	13	4
WIS MARQUETTE UNIV ALL CAMPUSES	8	2	10	5	12	1	1	1	1	3	3	1
WIS MT MARY COLLEGE	1	4	4	4	4	4	4	38	38	12	12	1
WIS NORTHLAND COLLEGE	3	1	1	1	1	1	1	3	3	5	5	1
WIS RIPON COLLEGE	13	2	2	2	2	2	2	12	12	4	4	7
WIS ST NORBERT COLLEGE	4	2	2	2	2	2	2	22	22	12	12	3
WIS U OF WIS MADISON	63	9	28	7	50	5	5	5	5	4	4	1
WIS U OF WIS MILWAUKEE	27	4	2	1	1	1	1	10	10	34	34	4
PHARMACEUTICAL CHEMISTRY	27	4	2	1	1	1	1	10	10	34	34	4

TABLE 4. BACHELORS, MASTERS, AND DOCTOR'S DEGREES CONFERRED IN INSTITUTIONS OF HIGHER EDUCATION, BY SEX OF STUDENT, FIELD OF STUDY, STATE OR OTHER AREA, AND INSTITUTION: AGGREGATE UNITED STATES, 1968-69 --CONTINUED

FIELD OF STUDY, STATE OR OTHER AREA, AND INSTITUTION	BACHELOR'S DEGREES REQUIRING 4 OR 5 YEARS		MASTER'S DEGREES		DOCTOR'S DEGREES (PH.D., ED.D., ETC.)		BACHELOR'S DEGREES REQUIRING 4 OR 5 YEARS		MASTER'S DEGREES		DOCTOR'S DEGREES (PH.D., ED.D., ETC.)				
	1	2	3	4	5	6	7	1	2	3	4	5	6	7	
	Men	Women	Men	Women	Men	Women	Men	Men	Women	Men	Women	Men	Women	Men	Women
PHARMACEUTICAL CHEMISTRY	(CONTINUED)														
ALA AUBURN UNIV	-	-	-	1	1	-	-	1	1	-	-	-	-	-	-
ARK UNI. ARK MEDICAL CTR	-	-	-	2	-	-	-	5	-	-	-	-	-	-	-
CAL U OF CAL SAN FRANCISCO	-	-	-	1	-	-	-	1	-	-	-	-	-	-	-
CAL UNIV OF STHRN CALIFORNIA	-	-	-	1	-	-	-	1	-	-	-	-	-	-	-
CONN UNIV CPN ALL CAMPUSES	-	-	-	1	-	-	-	1	-	-	-	-	-	-	-
ILL UNIV ILL MED CTR CHICAGO	-	-	-	-	-	-	-	3	-	-	-	-	-	-	-
IND INDIANA STATE UNIVERSITY	10	2	-	-	-	-	-	7	-	-	-	-	-	-	-
KANS UNIVERSITY OF KANSAS	-	-	-	2	-	-	-	1	-	-	-	-	-	-	-
LA NTHST LOUISIANA ST COL	-	-	-	2	-	-	-	1	-	-	-	-	-	-	-
MD UNIV MD MAIN CAMPUS	-	-	-	1	-	-	-	3	-	-	-	-	-	-	-
MICH UNIVERSITY OF MICHIGAN	-	-	-	1	-	-	-	3	-	-	-	-	-	-	-
MINN U OF MINN MNPLS ST PAUL	-	-	-	1	-	-	-	3	-	-	-	-	-	-	-
MISS UNIV MISS MAIN CAMPUS	-	-	-	3	-	-	-	4	-	-	-	-	-	-	-
MO UNIV MISSOURI AT KANS CITY	-	-	-	1	-	-	-	1	-	-	-	-	-	-	-
NEBR UNIV NEBRASKA MAIN CAMPUS	-	-	-	1	-	-	-	1	-	-	-	-	-	-	-
N J Rutgers THE ST U ALL CAM	-	-	-	4	-	-	-	5	-	-	-	-	-	-	-
N D NORTH DAKOTA STATE UNIV	-	-	-	1	-	-	-	1	-	-	-	-	-	-	-
OHIO U CINCINNATI MAIN CAMPUS	-	-	-	1	-	-	-	1	-	-	-	-	-	-	-
PA PHILA COL PHARMACY R SCI	-	-	-	3	-	-	-	3	-	-	-	-	-	-	-
PA TEMPLE UNIVERSITY	-	-	-	-	-	-	-	1	-	-	-	-	-	-	-
R I UNIV P I ALL CAMPUSES	-	-	-	1	-	-	-	3	-	-	-	-	-	-	-
S D SOUTH DAKOTA STATE UNIV	-	-	-	1	-	-	-	1	-	-	-	-	-	-	-
UTAH UNIV OF UTAH	-	-	-	-	-	-	-	3	-	-	-	-	-	-	-
VA VA COMMONWLTN UNIV ALL CAM	-	-	-	-	-	-	-	3	-	-	-	-	-	-	-
WIS U OF WIS MADISON	-	-	-	-	-	-	-	1	-	-	-	-	-	-	-
PHYSICS	5,213	322	2,139	120	1,264	32									
ALA ALABAMA COLLEGE	4	-	-	2	1	-	-	-	-	-	-	-	-	-	-
ALA ATHENS COLLEGE	3	-	-	-	-	-	-	-	-	-	-	-	-	-	-
ALA AUBURN UNIV	6	1	-	7	-	3	-	-	-	-	-	-	-	-	-
ALA BIRMINGHAM SOUTHERN COL	1	-	-	-	-	-	-	-	-	-	-	-	-	-	-
ALA FLORENCE STATE COLLEGE	4	-	-	-	-	-	-	-	-	-	-	-	-	-	-
ALA HUNTINGDON COLLEGE	1	-	-	-	-	-	-	-	-	-	-	-	-	-	-
ALA SAEFORD UNIVERSITY	1	-	-	-	-	-	-	-	-	-	-	-	-	-	-
ALA SPRING HILL COLLEGE	7	-	-	-	-	-	-	-	-	-	-	-	-	-	-
ALA TUSKEGEE INSTITUTE	1	-	-	-	-	-	-	-	-	-	-	-	-	-	-
ALA UNIV ALABAMA MAIN CAMPUS	9	1	1	3	1	2	-	-	-	-	-	-	-	-	-
ALA UNIV OF ALA HUNTSVILLE	7	-	-	5	1	-	-	-	-	-	-	-	-	-	-
ALA UNIV OF SOUTH ALABAMA	2	-	-	-	-	-	-	-	-	-	-	-	-	-	-
ALAS U OF ALAS ALL CAMPUSES	2	1	-	-	-	-	-	1	-	-	-	-	-	-	-
ARIZ ARIZONA STATE UNIVERSITY	15	2	13	1	1	6	-	-	-	-	-	-	-	-	-
ARIZ NORTHERN ARIZONA UNIV	2	1	-	-	-	-	-	-	-	-	-	-	-	-	-
ARIZ UNIVERSITY OF ARIZONA	15	-	-	15	-	5	-	-	-	-	-	-	-	-	-
ARK ARKANSAS A & M COLLEGE	1	-	-	-	-	-	-	-	-	-	-	-	-	-	-
ARK ARK ST UNIV ALL CAMPUSES	8	-	-	-	-	-	-	-	-	-	-	-	-	-	-
ARK HENDERSON STATE COLLEGE	5	-	-	-	-	-	-	-	-	-	-	-	-	-	-
ARK HENDRIX COLLEGE	1	2	-	-	-	-	-	-	-	-	-	-	-	-	-
ARK LITTLE ROCK UNIVERSITY	1	-	-	-	-	-	-	-	-	-	-	-	-	-	-
ARK DUACHITA BAPTIST UNIV	4	-	-	-	-	-	-	-	-	-	-	-	-	-	-
ARK STATE COLLEGE OF ARK	2	-	-	1	-	-	-	2	-	-	-	-	-	-	-
ARK UNIV ARK MAIN CAMPUS	7	-	-	7	-	3	-	-	-	-	-	-	-	-	-
CAL CALIFORNIA INST OF TECH	49	-	-	-	-	20	-	-	-	-	-	-	-	-	-
CAL CALIFORNIA LUTHERAN COL	1	-	-	-	-	-	-	-	-	-	-	-	-	-	-

TABLE 4.--BACHELOR'S, MASTER'S, AND DOCTOR'S DEGREES CONFERRED IN INSTITUTIONS OF HIGHER EDUCATION, BY SEX OF STUDENT, FIELD OF STUDY, STATE OR OTHER AREA, AND INSTITUTION: AGGREGATE UNITED STATES, 1968-69 --CONTINUED

FIELD OF STUDY, STATE OR OTHER AREA, AND INSTITUTION	BACHELOR'S DEGREES REQUIRING 4 OR 5 YEARS		MASTER'S DEGREES		DOCTOR'S DEGREES (PH.D., ED.D., ETC.)		BACHELOR'S DEGREES REQUIRING 4 OR 5 YEARS		MASTER'S DEGREES		DOCTOR'S DEGREES (PH.D., ED.D., ETC.)			
	1	2	3	4	5	6	7	1	2	3	4	5	6	7
	MEN	WOMEN	MEN	WOMEN	MEN	WOMEN	MEN	WOMEN	MEN	WOMEN	MEN	WOMEN	MEN	WOMEN
PHYSICS	(CONTINUED)													
IA IOWA WESLEYAN COLLEGE	1							1	7	1	2			
IA IOWA LORAS COLLEGE	6									1				
IA IOWA LUTHER COLLEGE	5								1					
IA IOWA MORNINGSIDES COLLEGE	2										18		15	1
IA IOWA PARSONS COLLEGE	1								20					
IA IOWA ST. ANNE'S COLLEGE	4									2				
IA IOWA SIMPSON COLLEGE	2									42	16	2	32	3
IA IOWA UNIVERSITY OF IOWA	14			12	1	4	1							
IA IOWA UNIV. OF NORTHERN IOWA	3			12										
IA IOWA UPPER IOWA UNIVERSITY	1													
IA IOWA WARTRURG COLLEGE	3													
IA IOWA WESTMAR COLLEGE	4													
IA KANSAS BAKER UNIVERSITY	5													
IA KANSAS BETHANY COLLEGE	2										5	2	6	
IA KANSAS BETHEL COLLEGE	1										4	2	4	1
IA KANSAS FORT HAYS KANSAS STATE COL	2													
IA KANSAS ST. COL. OF PITTSBURG	7			3										
IA KANSAS ST. COL. OF AGRIC. & APP. SCI.	12	1	1											
IA KANSAS KANSAS WESLEYAN UNIV.		1												
IA KANSAS MCPHERSON COLLEGE	3										20		43	1
IA KANSAS OTTAWA UNIVERSITY	3													
IA KANSAS ST. BENEDECTS COLLEGE	5													
IA KANSAS STERLING COLLEGE	1													
IA KANSAS UNIVERSITY OF KANSAS	15			11										
IA KANSAS WASHBURN UNIV. OF TOPEKA	7													
IA KANSAS WICHITA STATE UNIVERSITY	6													
IA KY BELLARMIN-URSULIN ALL CAMP	1													
IA KY BEREA COLLEGE	4										19	3	2	1
IA KY CENTRE COL. OF KENTUCKY	2													
IA KY EASTERN KENTUCKY UNIVERSITY	3													
IA KY GEORGETOWN COLLEGE	1													
IA KY MOREHEAD STATE UNIVERSITY	7													
IA KY HURRAY STATE UNIVERSITY	8			2										
IA KY THOMAS MORE COLLEGE	3													
IA KY TRANSYLVANIA COLLEGE	1													
IA KY UNIV. KY MAIN CAMPUS	8			18										
IA KY UNIVERSITY OF LOUISVILLE	17			7										
IA KY WESTERN KENTUCKY UNIVERSITY	6			2										
IA LA CENTENARY COLLEGE	1													
IA LA DILLARD UNIVERSITY	1													
IA LA LOUISIANA POLY. INSTITUTE	3													
IA LA LA ST. U. BAPTIST	16			3										
IA LA LA ST. U. NEW ORLEANS	1			1										
IA LA LOYOLA UNIVERSITY	11			3										
IA LA MCNEESE STATE COLLEGE	6													
IA LA NORTHEAST LOUISIANA ST. COL.	2			4										
IA LA NORTHWESTERN STATE COL.	7			1										
IA LA SIMPSON COLLEGE	3													
IA LA SOUTHERN UNIV. & A. M. COL.	4													
IA LA TULANE UNIV. OF LOUISIANA	10			2										
IA LA UNIV. SOUTHWESTERN LOUISIANA	12			1										
IA LA BATES COLLEGE	4													
IA MA BOWDOLIN COLLEGE	5													
IA ME COLBY COLLEGE			1											

TABLE 4.--BACHELOR'S, MASTER'S, AND DOCTOR'S DEGREES CONFERRED IN INSTITUTIONS OF HIGHER EDUCATION, BY SEX OF STUDENT, FIELD OF STUDY, STATE OR OTHER AREA, AND INSTITUTION: AGGREGATE UNITED STATES, 1968-69--CONTINUED

FIELD OF STUDY, STATE OR OTHER AREA, AND INSTITUTION	BACHELOR'S DEGREES REQUIRING 4 OR 5 YEARS		MASTER'S DEGREES		DOCTOR'S DEGREES (PH.D., ED.D., ETC.)		BACHELOR'S DEGREES REQUIRING 4 OR 5 YEARS		MASTER'S DEGREES		DOCTOR'S DEGREES (PH.D., ED.D., ETC.)			
	1	2	3	4	5	6	7	1	2	3	4	5	6	7
	Men	Women	Men	Women	Men	Women	Men	Women	Men	Women	Men	Women	Men	Women
PHYSICS														
MICH OAKLAND UNIVERSITY	10													
MICH OLIVET COLLEGE	1													
MICH SAGINAW VALLEY COLLEGE	2													
MICH UNIVERSITY OF DETROIT	7			3										
MICH WAYNE STATE UNIVERSITY	45	2		27										
MICH WESTERN MICHIGAN UNIV	8			10										
MICH WESTERN MICHIGAN UNIV	8			7										
MINN AUGSBURG COLLEGE	1													
MINN BEMIDJI STATE COLLEGE	3													
MINN CARLETON COLLEGE	8	1												
MINN COLLEGE OF ST THOMAS	1													
MINN CONCORDIA COL MDCRHEAD	5													
MINN GUSTAVUS ADOLPHUS COLLEGE	7													
MINN HAMLINE UNIVERSITY	3													
MINN MACALESTER COLLEGE	4	1												
MINN MANKATO STATE COLLEGE	15			1										
MINN MOORHEAD STATE COLLEGE	2													
MINN ST CLOUD STATE COLLEGE	2													
MINN ST JPHNS UNIVERSITY	10													
MINN ST MARYS COLLEGE	9													
MINN ST OLAF COLLEGE	23													
MINN U OF MINN DULUTH	7													
MINN U OF MINN MPLS ST PAUL	47			22	1									
MINN U OF MINN MORRIS	5													
MINN WINDONA STATE COLLEGE	3			1										
MISS JACKSON STATE COLLEGE	1													
MISS MILLSAPS COLLEGE	1													
MISS MISSISSIPPI COLLEGE	3													
MISS MISSISSIPPI STATE UNIV	1													
MISS TONGALO COLLEGE	5			6										
MISS UNIV MISS MAIN CAMPUS	6													
MISS UNIV OF STHRN MISSISSIPPI	7			6										
MO CENTRAL MO ST COL ALL CAM	14	1		2										
MO MARILLAC COLLEGE	1													
MO MISSOURI SOUTHERN COLLEGE	1													
MO MISSOURI VALLEY COLLEGE	2													
MO NORTHEAST MISSOURI ST COL	7	1												
MO NORTHWEST MISSOURI ST COL	4													
MO PARK COLLEGE	1													
MO ROCKHURST COLLEGE	3													
MO ST LOUIS U ALL CAMPUSES	5	1		5	1									
MO SOUTHEAST MISSOURI ST COL	4													
MO SOUTHWEST MISSOURI ST COL	3													
MO UNIV MISSOURI AT COLUMBIA	22			15										
MO UNIV MISSOURI AT KANS CITY	2	1		3										
MO UNIV MISSOURI AT ROLLA	27			11										
MO UNIV MISSOURI AT ST LOUIS	11	2												
MO WASHINGTON UNIVERSITY	9			17										
MO WILLIAM JEWELL COLLEGE	7													
MONT MONTANA STATE UNIVERSITY	9			3	2									
MONT UNIVERSITY OF MONTANA	5													
NEBR CHADRON STATE COLLEGE	8	1												
NEBR CREIGHTON UNIVERSITY	6													

TABLE 4.--BACHELOR'S, MASTER'S, AND DOCTOR'S DEGREES CONFERRED IN INSTITUTIONS OF HIGHER EDUCATION, BY SEX OF STUDENT, FIELD OF STUDY, STATE OR OTHER AREA, AND INSTITUTION, UNITED STATES, 1968-69 --CONTINUED

FIELD OF STUDY, STATE OR OTHER AREA, AND INSTITUTION	BACHELOR'S DEGREES REQUIRING 4 OR 5 YEARS		MASTER'S DEGREES		DOCTOR'S DEGREES (PH.D., ED.D., ETC.)	
	2	3	4	5	6	7
	1	2	3	4	5	6
PHYSICS						
N Y HOUGHTON COLLEGE	1	-	-	-	-	-
N Y IONA COLLEGE	11	-	-	-	-	-
N Y LE MOYNE COLLEGE	7	-	-	-	-	-
N Y LG IS U MERRITWEATHER CAM	6	-	4	-	-	-
N Y LG IS U UNIV CENTER	8	-	-	-	-	-
N Y MANHATTAN COLLEGE	17	-	-	-	-	-
N Y MARIST COLLEGE	16	-	-	-	-	-
N Y NY INST TECH ALL CAMPUSES	6	-	-	-	-	-
N Y NY UNIV	14	3	22	4	11	-
N Y NIAGARA UNIV ALL CAMPUSES	6	-	1	-	-	-
N Y POLYTECHNIC INST BROOKLYN	22	-	13	-	7	-
N Y POLY INST	5	-	-	-	-	-
N Y PENNSYLVANIA UNIV	53	2	6	-	10	-
N Y PENNSYLVANIA UNIV HILLY MAIN CAM	2	-	-	-	-	-
N Y RICHESSTR INST TECHNOLOGY	-	-	-	-	2	-
N Y ROCKEFELLER UNIVERSITY	-	-	-	-	-	-
N Y ST BONAVENTURE UNIVERSITY	3	1	-	-	-	-
N Y ST JOHN FISHER COL INC	3	2	4	-	-	-
N Y ST JOHNS UNIVERSITY	5	2	1	-	-	-
N Y ST LAWRENCE UNIVERSITY	6	1	-	-	-	-
N Y STENA COLLEGE	2	1	-	-	-	-
N Y SUNY STATE UNIV ALBANY	13	3	5	-	-	-
N Y SUNY STATE UNIV BINGHAMTN	4	-	-	-	-	-
N Y SUNY ST U RUFLO MAIN CAM	12	3	8	-	9	-
N Y SUNY ST U STONY BRK MAIN	21	1	24	2	10	-
N Y SUNY COLLEGE BROCKPORT	2	-	-	-	-	-
N Y SUNY COLLEGE BUFFALO	6	-	2	-	-	-
N Y SUNY COLLEGE CORTLAND	3	-	-	2	-	-
N Y SUNY COLLEGE FREDONIA	7	1	1	-	-	-
N Y SUNY COLLEGE GENESEO	4	2	6	1	-	-
N Y SUNY COLLEGE NEW PALTZ	8	2	3	-	-	-
N Y SUNY COLLEGE ONEONTA	4	-	-	-	-	-
N Y SUNY COLLEGE OSWEGO	7	-	-	-	-	-
N Y SUNY COLLEGE PLATTSBURGH	6	-	-	-	-	-
N Y SUNY COLLEGE POTSDAM	5	1	1	-	-	-
N Y SYRACUSE U MAIN CAMPUS	11	-	11	-	16	-
N Y SYRACUSE UNIV UTICA COL	11	-	-	-	-	-
N Y UNION COLLEGE	9	-	4	-	-	-
N Y UNIVERSITY OF ROCHESTER	16	3	10	2	16	1
N Y VASSAR COLLEGE	5	1	-	-	-	-
N Y WAGNER COLLEGE	5	1	-	-	-	-
N Y YESHIVA UNIVERSITY	9	-	8	1	4	-
N C APPALACHIAN ST UNIVERSITY	6	2	-	-	-	-
N C ASHEVILLE BILTMORE COL	6	-	-	-	-	-
N C CATAWBA COLLEGE	1	-	-	-	-	-
N C DAVIDSON COLLEGE	5	-	-	-	-	-
N C DUKF UNIVERSITY	13	3	1	-	8	-
N C EAST CAROLINA U ALL CAM	4	-	-	-	-	-
N C ELON COLLEGE	2	-	-	-	-	-
N C GULLFORD COLLEGE	4	-	-	-	-	-
N C LENOIR-RHYNE COLLEGE	2	-	-	-	-	-
N C PFETTER COLLEGE	3	-	-	-	-	-
N C ST U RALEIGH MAIN CAM	23	-	6	-	3	-
N C UNIV OF NC AT CHAPEL HILL	16	-	4	2	7	1



TABLE 4.--BACHELOR'S, MASTER'S, AND DOCTOR'S DEGREES CONFERRED IN INSTITUTIONS OF HIGHER EDUCATION, BY SEX OF STUDENT, FIELD OF STUDY, STATE OR OTHER AREA, AND INSTITUTION: AGGREGATE UNITED STATES, 1968-69 --CONTINUED

FIELD OF STUDY, STATE OR OTHER AREA, AND INSTITUTION	BACHELOR'S DEGREES REQUIRING 4 OR 5 YEARS		MASTER'S DEGREES		DOCTOR'S DEGREES (PH.D., ED.D., ETC.)		BACHELOR'S DEGREES REQUIRING 4 OR 5 YEARS		MASTER'S DEGREES		DOCTOR'S DEGREES (PH.D., ED.D., ETC.)	
	2	3	4	5	6	7	2	3	4	5	6	7
	MEN	WOMEN	MEN	WOMEN	MEN	WOMEN	MEN	WOMEN	MEN	WOMEN	MEN	WOMEN
PHYSICS	(CONTINUED)											
OKLA SOUTHWESTERN STATE COL	4	-	-	-	-	-	-	-	-	-	-	-
OKLA UNIV OKLA ALL CAMPUSES	13	-	10	-	-	10	-	-	-	-	-	-
OKLA UNIVERSITY OF TULSA	1	-	3	1	-	-	3	1	18	2	5	-
OREG LEWIS & CLARK COLLEGE	5	1	-	-	-	-	-	-	-	-	-	-
OREG LINCOLN COLLEGE	1	-	-	-	-	-	-	-	18	3	12	1
OREG OREGON STATE UNIVERSITY	9	-	8	-	-	2	-	-	7	1	2	-
OREG PACIFIC UNIVERSITY	2	-	-	-	-	-	-	-	16	2	12	-
OREG PORTLAND STATE COLLEGE	13	1	2	-	-	-	-	-	7	-	-	-
OREG REED COLLEGE	6	1	1	3	-	-	-	-	13	-	-	-
OREG SOUTHERN OREGON COLLEGE	6	-	-	-	-	-	-	-	6	-	-	-
OREG UNIV OREGON MAIN CAMPUS	12	1	24	-	-	8	1	-	4	-	-	-
OREG UNIVERSITY OF PORTLAND	2	1	-	-	-	-	-	-	9	-	-	-
PA ALBRIGHT COLLEGE	8	-	-	-	-	-	-	-	16	2	14	-
PA ALLEGHENY COLLEGE	3	-	-	-	-	-	-	-	9	1	-	-
PA BRYN MAHR COLLEGE	-	1	-	-	-	1	-	-	3	1	-	-
PA BUCKNELL UNIVERSITY	8	1	2	-	-	-	-	-	1	-	-	-
PA CARNEGIE-MELLON UNIV	16	1	16	-	-	7	-	-	-	-	-	-
PA DICKINSON COLLEGE	2	1	-	-	-	-	-	-	16	2	14	-
PA DREXEL INST OF TECHNOLOGY	32	5	12	-	-	2	-	-	9	-	-	-
PA DUQUESNE UNIVERSITY	5	-	-	-	-	-	-	-	3	1	-	-
PA ELIZABETHTOWN COLLEGE	4	-	-	-	-	-	-	-	2	-	-	-
PA FRANKLIN & MARSHALL COL	17	-	5	-	-	-	-	-	1	-	-	-
PA GANNON COLLEGE	4	-	-	-	-	-	-	-	3	1	-	-
PA GENEVA COLLEGE	6	-	-	-	-	-	-	-	1	-	-	-
PA GETTYSBURG COLLEGE	2	1	-	-	-	-	-	-	2	-	-	-
PA GROVE CITY COLLEGE	4	-	-	-	-	-	-	-	5	-	-	-
PA HAVERFORD COLLEGE	2	-	-	-	-	-	-	-	1	-	-	-
PA INDIANA U OF PA ALL CAM	11	1	4	-	-	-	-	-	2	-	-	-
PA JUNIATA COLLEGE	6	-	-	-	-	-	-	-	1	-	-	-
PA KINGS COLLEGE	3	-	-	-	-	-	-	-	1	-	-	-
PA LAFAYETTE COLLEGE	4	-	-	-	-	-	-	-	3	1	-	-
PA LA SALLE COLLEGE	10	-	-	-	-	-	-	-	1	-	-	-
PA LERAMON VALLEY COLLEGE	2	-	-	-	-	-	-	-	10	1	-	-
PA LEHIGH UNIVERSITY	4	-	6	-	-	11	-	-	1	-	-	-
PA LINCOLN UNIVERSITY	1	-	-	-	-	-	-	-	3	-	-	-
PA LYCOMING COLLEGE	3	-	-	-	-	-	-	-	1	-	-	-
PA MORAVIAN COL MAIN CAMPUS	4	-	-	-	-	-	-	-	5	-	-	-
PA MUIHLBERG COLLEGE	10	2	-	-	-	-	-	-	2	-	-	-
PA P. M. C. COLLEGE	6	1	-	-	-	-	-	-	5	-	-	-
PA BLONDSBURG STATE COLLEGE	4	1	-	-	-	-	-	-	1	-	-	-
PA CALIFORNIA STATE COLLEGE	11	1	-	-	-	-	-	-	3	-	-	-
PA CLARION ST COL MAIN CAM	1	-	-	-	-	-	-	-	1	-	-	-
PA EAST STRONDSBURG ST COL	4	-	-	-	-	-	-	-	2	-	-	-
PA FORTSMOORE STATE COLLEGE	2	1	-	-	-	-	-	-	1	-	-	-
PA KUTZTOWN STATE COLLEGE	5	-	-	-	-	-	-	-	1	-	-	-
PA LOCK HAVEN STATE COLLEGE	1	-	-	-	-	-	-	-	17	5	16	1
PA MANSFIELD STATE COLLEGE	3	-	-	-	-	-	-	-	5	-	-	-
PA WILLERSVILLE STATE COL	3	-	-	-	-	-	-	-	1	-	-	-
PA SHIPPENSBURG STATE COL	5	-	1	-	-	-	-	-	2	-	-	-
PA SLIPPERY ROCK STATE COL	2	-	-	-	-	-	-	-	1	-	-	-
PA PENN ST UNIV ALL CAMPUSES	40	4	20	1	-	39	-	-	17	5	16	1
PA ST FRANCIS COLLEGE	2	1	-	-	-	-	-	-	5	-	-	-
PA ST JOSEPH COLLEGE	13	-	-	-	-	-	-	-	4	-	-	-
PA ST VINCENT COLLEGE	3	-	-	-	-	-	-	-	19	6	7	1

TABLE 4.--BACHELOR'S, MASTER'S, AND DOCTOR'S DEGREES CONFERRED IN INSTITUTIONS OF HIGHER EDUCATION, BY SEX OF STUDENT, FIELD OF STUDY, STATE OR OTHER AREA, AND INSTITUTION: AGGREGATE UNITED STATES, 1968-69 --CONTINUED

FIELD OF STUDY, STATE OR OTHER AREA, AND INSTITUTION	BACHELOR'S DEGREES REQUIRING 4 OR 5 YEARS		MASTER'S DEGREES		DOCTOR'S DEGREES (PH.D., ED.D., ETC.)		FIELD OF STUDY, STATE OR OTHER AREA, AND INSTITUTION	BACHELOR'S DEGREES REQUIRING 4 OR 5 YEARS		MASTER'S DEGREES		DOCTOR'S DEGREES (PH.D., ED.D., ETC.)			
	1	2	3	4	5	6		7	1	2	3	4	5	6	7
	MEN	WOMEN	MEN	WOMEN	MEN	WOMEN		MEN	WOMEN	MEN	WOMEN	MEN	WOMEN	MEN	WOMEN
PHYSICS	(CONTINUED)														
TX ST EDWARDS UNIVERSITY	7	-	-	-	-	-	-	-	-	6	-	-	-	-	
TX ST MARYS UNIVERSITY	12	-	-	2	-	-	-	-	-	5	-	-	-	-	
TX SAM HOUSTON STATE COL	3	1	-	3	-	-	-	-	-	4	1	-	-	-	
TX SOUTHERN METHODIST UNIV	1	-	-	-	-	-	-	-	-	8	-	-	-	-	
TX SOUTHWEST TEXAS STATE COL	18	1	-	-	-	-	-	-	-	-	-	-	-	-	
TX STEPHEN F AUSTIN ST COL	1	-	-	-	-	-	-	-	-	-	-	-	-	-	
TX TEXAS A & I UNIVERSITY	1	-	-	1	-	-	-	-	-	42	3	27	1	19	
TX PRAIRIE VIEW A & M COL	-	1	-	-	-	-	-	-	-	11	-	2	-	-	
TX TAPLETON STATE COLLEGE	1	-	-	-	-	-	-	-	-	6	-	-	-	-	
TX TEXAS A & M UNIVERSITY	26	1	-	6	-	-	-	-	-	2	-	-	-	-	
TX TEXAS CHRISTIAN UNIV	12	1	-	1	7	1	-	-	-	3	-	-	-	-	
TX TEXAS SOUTHERN UNIV	-	1	-	-	-	-	-	-	-	2	-	-	-	-	
TX TEXAS TECHNOLOGICAL COL	6	-	-	5	-	3	-	-	-	-	-	-	-	-	
TX TEXAS WOMANS UNIVERSITY	1	-	-	1	-	-	-	-	-	-	-	-	-	-	
TX TRINITY UNIVERSITY	5	1	-	1	-	-	-	-	-	2	-	-	-	-	
TX UNIVERSITY OF DALLAS	6	1	-	1	-	-	-	-	-	4	-	-	-	-	
TX UNIVERSITY OF HOUSTON	13	1	-	9	-	2	-	-	-	3	-	-	-	-	
TX UNIV OF TEXAS AT ARLINGTON	16	-	-	4	-	-	-	-	-	4	-	-	-	4	
TX UNIV OF TEXAS AT AUSTIN	47	1	-	14	-	25	-	-	-	3	-	-	-	-	
TX UNIV OF TEXAS AT FL PASO	12	1	-	14	-	-	-	-	-	2	-	-	-	-	
TX WEST TEXAS STATE UNIV	3	-	-	1	-	-	-	-	-	6	-	-	-	-	
TX WEST TEXAS STATE UNIV	3	-	-	1	-	-	-	-	-	2	-	-	-	-	
UTAH SIGHAM YOUNG UNIVERSITY	31	2	-	8	-	-	-	-	-	3	-	-	-	-	
UTAH UNIV OF UTAH	17	-	-	3	-	6	-	-	-	6	1	-	-	-	
UTAH UNIV OF UTAH MAIN CAMPUS	14	-	-	1	-	-	-	-	-	5	-	-	-	-	
UTAH WESTERN STATE COLLEGE	6	-	-	-	-	-	-	-	-	3	-	-	-	-	
UTAH WESTMINSTER COLLEGE	1	-	-	-	-	-	-	-	-	2	-	-	-	-	
VT MARLBORO COLLEGE	2	-	-	-	-	-	-	-	-	1	-	-	-	-	
VT HIDDLEBURY COLLEGE	3	1	-	-	-	-	-	-	-	3	-	-	-	-	
VT NORWICH UNIVERSITY	1	-	-	-	-	-	-	-	-	2	-	-	-	-	
VT UNIV OF VT	8	-	-	3	-	-	-	-	-	6	-	-	-	-	
VT UNIV OF VT & ST AGRIC COL	3	-	-	1	-	-	-	-	-	3	-	-	-	-	
VA BRIDGEWATER COLLEGE	5	-	-	1	-	-	-	-	-	2	-	-	-	-	
VA COL WM & MARY MAIN CAMPUS	21	3	-	13	-	1	-	-	-	22	-	-	-	28	
VA EMORY & HENRY COLLEGE	3	2	-	-	-	-	-	-	-	11	2	-	-	-	
VA HAMPDEN SYDNEY COLLEGE	6	-	-	-	-	-	-	-	-	2	-	-	-	-	
VA HAMPTON INSTITUIT	1	-	-	-	-	-	-	-	-	2	-	-	-	-	
VA LONGWOOD COLLEGE	-	1	-	-	-	-	-	-	-	3	-	-	-	-	
VA LYNCHBURG COLLEGE	5	-	-	8	-	-	-	-	-	5	-	-	-	-	
VA MADISON COLLEGE	4	1	-	-	-	-	-	-	-	8	1	2	-	-	
VA OLD DOMINION COLLEGE	7	-	-	-	-	-	-	-	-	3	-	-	-	-	
VA RANDOLPH MACON CCLLEGE	2	-	-	-	-	-	-	-	-	5	1	-	-	-	
VA ROANOKE COLLEGE	5	-	-	-	-	-	-	-	-	8	1	18	7	-	
VA SWEET BRIAR COLLEGE	-	1	-	-	-	-	-	-	-	3	2	-	-	-	
VA UNIVERSITY OF RICHMOND	4	1	-	-	-	-	-	-	-	7	-	-	-	5	
VA UNIV OF VA MARY WASH COL	4	1	-	1	-	-	-	-	-	11	-	-	-	-	
VA UNIV VIRGINIA MAIN CAMPUS	7	-	-	-	-	-	-	-	-	10	-	-	-	-	
VA VIRGINIA MILITARY INST	17	-	-	4	-	10	-	-	-	4	-	-	-	-	
VA VIRGINIA POLY INSTITUTE	14	2	-	3	-	6	-	-	-	3	2	-	-	-	
VA VA STATE COL MAIN CAMPUS	4	-	-	-	-	-	-	-	-	55	14	-	-	-	
VA VA STATE COL NORFOLK DIV	4	-	-	-	-	-	-	-	-	1	-	-	-	-	
VA WASHINGTON & LEE UNIV	3	1	-	-	-	-	-	-	-	3	1	-	-	-	
VA CENTRAL WASHINGTON ST COL	7	-	-	-	-	-	-	-	-	1	-	-	-	-	
WASH EASTERN WASHINGTON ST COL	6	-	-	-	-	-	-	-	-	2	-	-	-	-	
WASH GONZAGA UNIVERSITY	4	-	-	-	-	-	-	-	-	7	4	2	-	-	
WASH GONZAGA UNIVERSITY	4	-	-	-	-	-	-	-	-	1	-	-	-	-	

397



TABLE 4. --BACHELOR'S, MASTER'S, AND DOCTOR'S DEGREES CONFERRED IN INSTITUTIONS OF HIGHER EDUCATION, BY SEX OF STUDENT, FIELD OF STUDY, STATE OR OTHER AREA, AND INSTITUTION: AGGREGATE UNITED STATES, 1968-69 --CONTINUED

FIELD OF STUDY, STATE OR OTHER AREA, AND INSTITUTION	BACHELOR'S DEGREES REQUIRING 4 OR 5 YEARS		MASTER'S DEGREES		DOCTOR'S DEGREES (PH.D., ED.D., ETC.)		BACHELOR'S DEGREES REQUIRING 4 OR 5 YEARS (CONTINUED)		MASTER'S DEGREES		DOCTOR'S DEGREES (PH.D., ED.D., ETC.)	
	2	3	4	5	6	7	2	3	4	5	6	7
	2	3	4	5	6	7	4	5	6	7	6	7
(CONTINUED)	2	3	4	5	6	7	4	5	6	7	6	7
EARTH SCIENCES, GENERAL												
COLO COLORADO COLLEGE	1	1	8					7				
CONN CENTRAL CONN STATE COL								3	1			
CONN SOUTHERN CONN STATE COL	6							4				
HAWAII HAWAII MAIN CAMPUS	15	1	5					3				
IOWA UNIVERSITY OF IOWA	2							12	3			
ILL BRADLEY UNIVERSITY	27		4					8	4			
ILL ILLINOIS STATE UNIVERSITY	4							10				
ILL STATE UNIVERSITY	2							10				
ILL STATE UNIVERSITY	2							1				
IND BALL STATE UNIVERSITY	4		10	1				2		2		
IND INDIANA STATE UNIVERSITY	7	2		1				8	19	7		
IND INDIANA STATE UNIVERSITY	6		19	3				4	2		1	
IOWA IOWA STATE UNIVERSITY	8							3	8	2		
IOWA IOWA STATE UNIVERSITY	3	1						2				
IOWA IOWA STATE UNIVERSITY	2	1						2				
IND INDIANA STATE UNIVERSITY	1											
IND INDIANA STATE UNIVERSITY	1											
KY MOREHEAD STATE UNIVERSITY	1											
KY MOREHEAD STATE UNIVERSITY	1											
LA FRANKLIN UNIVERSITY	1											
LA LA STATE UNIVERSITY	2	1										
MD JOHNS HOPKINS UNIVERSITY	1		7									
MASS MASSACHUSETTS UNIVERSITY	16	2						1,769	205	563	57	18
MASS STATE COL AT BOSTON	18							3				
MASS STATE COL AT WORCESTER	6	1	2	1						5		
MICH EASTERN MICHIGAN UNIVERSITY	1							8				
MICH WESTERN MICHIGAN UNIVERSITY	2	3	1	1					2			
MINN GUSTAVUS ADOLPHUS COLLEGE	1							5	1	2		
MINN STATE COL AT DULUTH	4							5		5		
MINN STATE COL AT DULUTH	1							13	1	1		
MISSISSIPPI MISSISSIPPI STATE COL	11	2						10	2	16	1	
MISSISSIPPI MISSISSIPPI STATE COL	3	1						2	1			
NEV UNIVERSITY OF NEVADA	1							1				
NH UNIVERSITY OF NEW HAMPSHIRE	3							8		1		
NY ALFRED UNIVERSITY	1							4		4		
NY COLLEGE OF ALBANY	4	1	3	1				1				
NY COLLEGE OF ALBANY	3							5				
NY COLLEGE OF ALBANY	1							3				
NY SUNY STATE UNIVERSITY BINGHAMTON	2							9				
NY SUNY STATE UNIVERSITY BINGHAMTON	2	1						2				
NY SUNY STATE UNIVERSITY BINGHAMTON	3							25	3	1		
NY SUNY STATE UNIVERSITY BINGHAMTON	5		4					11				
NY SUNY STATE UNIVERSITY BINGHAMTON	2							13	1			
NY SUNY STATE UNIVERSITY BINGHAMTON	9	2						1				
NY SUNY STATE UNIVERSITY BINGHAMTON	6	3						10	2			
NY SUNY STATE UNIVERSITY BINGHAMTON	1							6				
NY SUNY STATE UNIVERSITY BINGHAMTON	1							5				
OHIO BALDWIN-WALLACE COLLEGE	5	2						13	1	4	2	2
OHIO BALDWIN-WALLACE COLLEGE	1	1						9				
OHIO DENISON UNIVERSITY	2	1						15				
OHIO DENISON UNIVERSITY	3							6	6	3		
OHIO DENISON UNIVERSITY	1							5				
OHIO DENISON UNIVERSITY	1							1				
OHIO DENISON UNIVERSITY	1							1				

TABLE 4.---BACHELOR'S, MASTER'S, AND DOCTOR'S DEGREES CONFERRED IN INSTITUTIONS OF HIGHER EDUCATION, BY SEX OF STUDENT, FIELD OF STUDY, STATE OR OTHER AREA, AND INSTITUTION: AGGREGATE UNITED STATES, 1968-69 --CONTINUED

FIELD OF STUDY, STATE OR OTHER AREA, AND INSTITUTION	BACHELOR'S DEGREES REQUIRING 4 OR 5 YEARS		MASTER'S DEGREES		DOCTOR'S DEGREES (PH.D., ED.D., ETC.)		
	1	2	3	4	5	6	7
	1	2	3	4	5	6	7
(CONTINUED)							
GEOLOGY							
CAL UNIVERSITY OF THE PACIFIC		5					
CAL UNIVERSITY OF REDLANDS		13					
CAL UNIV OF STHRN CALIFORNIA		7		9	1		
CAL WHITTIER COLLEGE		3					
COLORADO COLLEGE		7	3				
COLO COLORADO STATE UNIVERSITY		9	1	2			
COLO FORT LEWIS COLLEGE		3					
COLO SOUTHERN COLORADO ST COL		5					
COLO UNIV COLO ALL CAMPUSES		18	4	4	3		
COLO WSTRN STATE COL COLORADO		11					
CONN UNIV CONN ALL CAMPUSES		11	1	3			
CONN WESLEYAN UNIVERSITY		6		3			
CONN YALF UNIVERSITY		3		3			
DEL UNIVERSITY OF DELAWARE		4		1			
D C AMERICAN UNIVERSITY		2		1			
D C GEORGE WASHINGTON UNIV		6	1	6			
FLA FLORIDA STATE UNIVERSITY		17	2	4			
FLA UNIVERSITY OF FLORIDA		6	2	2	1		
FLA UNIV OF SOUTH FLORIDA		12	3	2			
FLA UNIVERSITY OF MIAMI		12	3				
GA EMORY UNIV ALL CAMPUSES		3					
GA GEORGIA SOUTHERN COLLEGE		2					
GA GEORGIA STATE COLLEGE		10					
GA UNIVERSITY OF GEORGIA		5		5			
GA WEST GEORGIA COLLEGE		2					
HAWAII UNIV HAWAII MAIN CAMPUS		1					
IDA IDAHO STATE UNIVERSITY		10		3			
IDA UNIVERSITY OF IDAHO		10		3			
ILL AUGUSTANA COLLEGE		5	2				
ILL EASTERN ILLINOIS UNIV		1					
ILL KNOX COLLEGE		2					
ILL MONMOUTH COLLEGE		7					
ILL NORTHERN ILLINOIS UNIV		12	1	5			
ILL NORTHWESTERN UNIVERSITY		1		1			
ILL PRINCIPALIA COLLEGE		2					
ILL SOUTHRN ILL U MAIN CAMPUS		9					
ILL UNIV OF ILL URBANA CAMPUS		14	4	6	1		
ILL UNIV ILL CHICAGO CIRCLE		5	1				
ILL WESTERN ILLINOIS UNIV		2					
ILL WHEATON COLLEGE		1					
IND BALL STATE UNIVERSITY		5					
IND DEPAUL UNIVERSITY		1					
IND EARHAM COL ALL CAMPUSES		3	2				
IND HANOVER COLLEGE		11					
IND INDIANA STATE UNIVERSITY		12					
IND INDIANA UNIV ALL CAMPUSES		16	5	16	1		
IND ST JOSEPH COL MIEN CAMPUS		6	1				
IND UNIVERSITY OF NOTRE DAME		8					
IOWA CORNELL COLLEGE		4	2				
IOWA IOWA ST U OF SCI & TECH		4		4	1		
IOWA UNIVERSITY OF IOWA		6	1	5	1		
IOWA UNIV OF NORTHERN IOWA		1					
KANS FORT HAYS KANS STATE COL		10					

TABLE 4.--BACHELOR'S, MASTER'S, AND DOCTOR'S DEGREES CONFERRED IN INSTITUTIONS OF HIGHER EDUCATION, BY SEX OF STUDENT, FIELD OF STUDY, STATE OR OTHER AREA, AND INSTITUTION: AGGREGATE UNITED STATES, 1968-69 --CONTINUED

Table with columns for BACHELOR'S DEGREES (MEN, WOMEN), MASTER'S DEGREES (MEN, WOMEN), DOCTOR'S DEGREES (MEN, WOMEN), FIELD OF STUDY, STATE OR OTHER AREA, AND INSTITUTION, and GEOLOGY. The table is split into two sections: (CONTINUED) on the left and (CONTINUED) on the right.

TABLE 4.--BACHELOR'S, MASTER'S, AND DOCTOR'S DEGREES CONFERRED IN INSTITUTIONS OF HIGHER EDUCATION, BY SEX OF STUDENT, FIELD OF STUDY, STATE OR OTHER AREA, AND INSTITUTION: AGGREGATE UNITED STATES, 1968-69 --(CONTINUED)

FIELD OF STUDY, STATE OR OTHER AREA, AND INSTITUTION	BACHELOR'S DEGREES REQUIRING 4 OR 5 YEARS		MASTER'S DEGREES (PH.D., ED.D., ETC.)		DOCTOR'S DEGREES (PH.D., ED.D., ETC.)		
	1	2	3	4	5	6	7
	MEN	WOMEN	MEN	WOMEN	MEN	WOMEN	MEN
(CONTINUED)							
GEOLOGY							
TEX SUL ROSS STATE COLLEGE	5						
TEX TEXAS A & M UNIVERSITY	10						
TEX TEXAS CHRISTIAN UNIV	3	1					
TEX TEXAS TECHNOLOGICAL COL	8	10					
TEX TRINITY UNIVERSITY	2						
TEX UNIVERSITY OF HOUSTON	3	15	8				
TEX UNIV OF TEX AT ARLINGTON	5	1					
TEX UNIV TEXAS AT AUSTIN	14		11	1	11		
TEX UNIV OF TEXAS AT EL PASO	14	2					
TEX WEST TEXAS STATE UNIV	5						
UTAH BRIGHAM YOUNG UNIVERSITY	18	1					
UTAH UNIV OF UTAH	7		4		2		
UTAH ST UNIV MAIN CAMPUS	7		6				
UTAH WEBER STATE COLLEGE	6	1					
UTAH WESTMINSTER COLLEGE	1						
VT MIDDLEBURY COLLEGE	1						
VT UNIV OF VT & ST AGRIC COL	5	1	3				
VT WINDHAM COLLEGE	3						
VA COLLEGE OF MARYMOUNT CAMPUS	2						
VA WATSON COLLEGE	1						
VA OLD DOMINION COLLEGE	3		1	2			
VA UNIV VIRGINIA MAIN CAMPUS	6						
VA VIRGINIA POLY INSTITUTE	4	1	2				
VA STATE COL MAIN CAMPUS	1						
VA WASHINGTON & LEE UNIV	7						
WASH CENTRAL WASHINGTON ST COL	6						
WASH EASTERN WASHINGTON ST COL	4						
WASH UNIV OF PUGET SOUND	2						
WASH UNIVERSITY OF WASHINGTON	11	5	6		4		
WASH WASHINGTON STATE UNIV	12		4		3		
WASH WESTERN WASHINGTON ST COL	16						
WASH WHITWORTH COLLEGE	1						
W VA MARSHALL UNIV ALL CAMPUSES	6						
W VA W VA UNIV ALL CAMPUSES	15		7		4		
WIS BELoit COLLEGE	2						
WIS LAWRENCE UNIV MAIN CAMPUS	3		2				
WIS U OF WIS MADISON	39		14		2		
WIS U OF WIS MILWAUKEE	11		5				
WIS WIS STATE UNIV EAU CLAIRE	1						
WIS WIS STATE UNIV OSHKOSH	4	1					
WIS WIS ST U PLATVIL MAIN CAM	3						
WIS WIS STATE UNIV SUPERIOR	9						
WYO UNIVERSITY OF WYOMING	14						
P R U PUERTO RICO ALL CAMPUSES	1						
GEOPHYSICS							
ALAS U OF ALAS ALL CAMPUSES	40			4	26		
ARIZ UNIVERSITY OF ARIZONA	1						
CAL CALIFORNIA INST OF TECH	1						
CAL STANFORD UNIVERSITY	1			3			
CAL U OF CAL BERKLEY	2		4	1	3		
CAL U OF CAL LOS ANGELES	5						
CAL U OF CAL RIVERSIDE	5						
HAWA UNIV HAWAII MAIN CAMPUS							
GEOGRAPHY							
ILL UNIVERSITY OF CHICAGO	6						
IND INDIANA UNIV ALL CAMPUSES	14						
KANS KANSAS ST U AG & APP SCI	2						
MASS BOSTON COLLEGE							
MICH MICH TECH U MAIN CAMPUS	12						
MINN U OF MINN MPLS ST PAUL	2						
MO ST LOUIS U ALL CAMPUSES	1						
MO UNIV MISSOURI AT ROLLA	1						
N M N MEX INST MINING & TECH	2						
PA PENN ST UNIV ALL CAMPUSES	1						
TEX SOUTHERN METHODIST UNIV	1						
TEX TEXAS TECHNOLOGICAL COL	2						
TEX UNIV TEXAS AT AUSTIN	5						
UTAH UNIV OF UTAH	1						
VA VIRGINIA POLY INSTITUTE	3						
WASH UNIVERSITY OF WASHINGTON	1						
WASH WESTERN WASHINGTON ST COL	1						
WIS U OF WIS MADISON	4						
OCEANOGRAPHY							
CAL HUMBOLDT STATE COLLEGE	108	5	116	7	41	2	
CAL U OF CAL SAN DIEGO	11						
D C GEORGE WASHINGTON UNIV	1						
FLA FLORIDA INST OF TECH	1						
FLA FLORIDA ATLANTIC UNIV	29						
FLA FLORIDA STATE UNIVERSITY							
FLA UNIV OF FLA	2						
FLA UNIV STATE UNIV FLORIDA	7						
HAWA UNIV HAWAII MAIN CAMPUS	8						
MASS MASS INST OF TECHNOLOGY	5						
MICH UNIVERSITY OF MICHIGAN	4		3		1	2	
N Y CUNY CITY COLLEGE	15						
N Y NEW YORK UNIVERSITY	5						
OREG OREGON STATE UNIVERSITY	15						
R T UNIV RT ALL CAMPUSES	4						
TEX TEXAS A & M UNIVERSITY	7						
VA COL WM & MARY MATH CAMPUS	9						
VA OLD DOMINION COLLEGE	1						
WASH UNIVERSITY OF WASHINGTON	38	5	14		1	2	
U S U S NAVAL ACADEMY	5						
U S U S NAVAL POSTGRAD SCHOOL	27						
EARTH SCIENCES							
ALL OTHER FIELDS	143	13	58	2	33	1	
ARIZ UNIVERSITY OF ARIZONA	5						
CAL CALIFORNIA INST OF TECH	3						
CAL HUMBOLDT STATE COLLEGE	24		1				
CAL STANFORD UNIVERSITY	3						
CAL U OF CAL BERKLEY	2		2		1		
CAL U OF CAL LOS ANGELES	1						
D C GEORGE WASHINGTON UNIV	1						
IND PURDUE UNIV MAIN CAMPUS	3						
LA TULANE UNIV CF LOUISIANA	4						
MD JOHNS HOPKINS U ALL CAM	1						
MASS STATE COL AT BRIDGEWATER	1						
MICH UNIVERSITY OF MICHIGAN	1						
MO WASHINGTON UNIVERSITY	2						



TABLE 4.--BACHELORS, MASTERS, AND DOCTOR'S DEGREES CONFERRED IN INSTITUTIONS OF HIGHER EDUCATION, BY AREA OF STUDY, FIELD OF STUDY, STATE OR OTHER AREA, AND INSTITUTION: AGGREGATE UNITED STATES, 1968-69 --CONTINUED

FIELD OF STUDY, STATE OR OTHER AREA, AND INSTITUTION	BACHELOR'S DEGREES REQUIRING 4 OR 5 YEARS		MASTER'S DEGREES		DOCTOR'S DEGREES (PH.D., ED.D., ETC.)		BACHELOR'S DEGREES REQUIRING 4 OR 5 YEARS		MASTER'S DEGREES		DOCTOR'S DEGREES (PH.D., ED.D., ETC.)	
	2	3	4	5	6	7	2	3	4	5	6	7
	Men	Women	Men	Women	Men	Women	Men	Women	Men	Women	Men	Women
(CONTINUED)												
EARTH SCIENCES, ALL OTHER FIELDS												
NEV UNIVERSITY OF NEVADA	4	1	1	-	2	-	1	-	1	-	3	1
N H UNIV OF NEW HAMPSHIRE	-	-	-	-	-	-	-	-	-	-	-	-
N M NEX INST MINING & TECH	-	3	2	-	3	-	-	-	2	-	13	-
N Y COLUMBIA UNIV BARNARD COL	-	-	-	-	-	-	-	-	-	-	-	-
N Y SUNY ST U BUENOS AIRES	19	1	13	-	-	-	16	-	2	-	-	-
N Y SUNY ST U STONY BROK MAIN	14	1	3	-	1	-	1	5	-	-	-	-
N Y SUNY MARITIME COLLEGE	22	-	-	-	-	-	1	1	-	-	-	-
OHIO BOHLING GRW ST U ALL CAM	1	-	-	-	-	-	-	-	-	-	-	-
OHIO WARRETTA COLLEGE	15	-	-	-	-	-	-	-	-	-	-	-
OHIO UNIV ST UNIV ALL CAMPUSES	3	-	13	-	2	-	-	2	9	-	7	-
PA LEHIGH UNIVERSITY	1	-	-	-	-	-	-	-	-	-	-	-
PA CALIFORNIA STATE COLLEGE	8	2	-	-	-	-	-	-	-	-	-	-
PA CLARION ST COL MAIN CAM	13	2	-	-	-	-	-	-	-	-	-	-
PA EDINBORO STATE COLLEGE	5	-	-	-	-	-	-	-	-	-	-	-
PA LOCK HAVEN STATE COLLEGE	2	-	-	-	-	-	-	-	-	-	-	-
PA WEST CHESTER STATE COL	1	-	-	-	-	-	-	-	-	-	-	-
PA PENN ST UNIV ALL CAMPUSES	4	1	4	1	10	-	13	3	1	-	-	-
PA UNIV PITTSBG ALL CAMPUSES	-	-	1	-	1	-	2	-	2	-	5	2
UTAH BRIGHAM YOUNG UNIVERSITY	-	-	1	-	-	-	-	-	-	-	-	-
U S U NAVAL POSTGRAD SCHOOL	-	-	2	-	-	-	-	-	-	-	-	-
PHYSICAL SCIENCES, ALL OTHER FIELDS	167	27	84	9	62	4	167	27	2,686	1,327	1,199	356
ALA ALABAMA COLLEGE	-	-	4	-	-	-	3	1	1	-	-	-
ALA ATHENS COLLEGE	-	-	4	-	-	-	9	4	4	-	-	-
ALA AUBURN UNIV	11	-	2	-	-	-	13	9	8	7	-	-
CAL SAN FRANCISCO STATE COL	-	-	-	-	-	-	-	-	-	-	-	-
CAL STANFORD UNIVERSITY	-	-	-	-	-	-	-	-	-	-	-	-
CAL U OF CAL SAN DIEGO	4	-	6	1	1	-	8	14	-	-	-	-
CAL UNIV OF STRN CALIFORNIA	-	-	-	-	1	-	-	2	-	-	-	-
COLORADO STATE UNIVERSITY	-	-	10	-	2	-	2	1	-	-	-	-
COLORADO STATE UNIV	-	5	5	5	4	-	4	3	4	8	-	-
COLORADO STATE COLLEGE	-	-	-	-	-	-	-	-	-	-	-	-
COLORADO STATE COLLEGE	-	-	-	-	-	-	-	-	-	-	-	-
CONN UNIVERSITY OF HARTFORD	2	-	-	-	-	-	3	3	-	-	-	-
FLA UNIVERSITY OF MIAMI	-	-	1	-	-	-	11	7	-	-	-	-
GA INST TECH MAIN CAMPUS	-	-	2	-	-	-	22	17	8	6	12	2
IND ST JOSEPH COL MAIN CAMPUS	8	-	-	-	-	-	3	11	-	-	-	-
LA LA ST U BATON ROUGE	1	-	-	-	-	-	5	11	-	-	-	-
MD SALISBURY STATE COLLEGE	1	-	-	-	-	-	3	5	-	-	-	-
MASS HARVARD UNIVERSITY	21	3	3	-	4	-	33	16	2	5	-	-
MASS LOWELL TECHNOLOGICAL INST	2	-	2	-	-	-	27	12	1	2	12	-
MICH EASTERN MICHIGAN UNIV	1	-	7	-	-	-	69	49	18	4	9	1
MICH UNIVERSITY OF MICHIGAN	1	-	2	2	2	-	1	1	-	-	-	-
MINN U OF MINN HPPLS ST PAUL	-	-	-	-	-	-	2	2	-	-	-	-
MISS TRUGALOD COLLEGE	2	-	-	-	-	-	2	2	-	-	-	-
NEBR MIDLAND LUTHERAN COLLEGE	6	1	-	-	-	-	3	7	-	-	-	-
N Y COLGATE UNIVERSITY	4	-	-	-	-	-	19	5	-	-	-	-
N Y COLUMBIA UNIV MAIN DIV	1	-	-	-	3	-	6	4	-	-	-	-
N Y LG IS U MERRIMATHER CAM	1	-	-	-	-	-	8	4	-	-	-	-
N Y LG IS U SOUTHAMPTON COL	7	1	-	-	-	-	8	4	-	-	-	-
N Y POLYTECHNIC INST BROOKLYN	1	-	-	-	-	-	1	14	-	-	-	-
N Y SUNY STATE UNIV ALBANY	1	-	2	-	1	-	3	3	-	-	-	-
N Y SUNY HEALTH SCI CTR BUFLD	1	-	1	-	4	-	4	3	-	-	-	-
N Y SUNY MARITIME COLLEGE	19	-	-	-	-	-	13	7	7	4	5	-
N Y UNIVERSITY OF ROCHESTER	3	-	15	-	-	-	17	17	7	4	-	-

TABLE 4.--BACHELOR'S, MASTER'S, AND DOCTOR'S DEGREES CONFERRED IN INSTITUTIONS OF HIGHER EDUCATION, BY SEX OF STUDENT, FIELD OF STUDY, STATE OR OTHER AREA, AND INSTITUTION: AGGREGATE UNITED STATES, 1968-69 --CONTINUED

FIELD OF STUDY, STATE OR OTHER AREA, AND INSTITUTION	BACHELOR'S DEGREES REQUIRING 4 OR 5 YEARS		MASTER'S DEGREES		DOCTOR'S DEGREES (Ph.D., Ed.D., Etc.)		BACHELOR'S DEGREES REQUIRING 4 OR 5 YEARS		MASTER'S DEGREES		DOCTOR'S DEGREES (Ph.D., Ed.D., Etc.)	
	Men	Women	Men	Women	Men	Women	Men	Women	Men	Women	Men	Women
	2	3	4	5	6	7	2	3	4	5	6	7
PSYCHOLOGY, TOTAL												
CAL AZUSA PACIFIC COLLEGE	21	20	-	-	-	-	51	58	-	-	-	-
CAL RYOLA COLLEGE	15	10	-	-	-	-	5	5	-	-	-	-
CAL CALIFORNIA BAPTIST COL	2	-	-	-	-	-	16	33	3	-	-	-
CAL CALIFORNIA LUTHERAN COL	15	7	-	-	-	-	8	-	-	-	-	-
CAL CAL ST COL DOMINGUEZ HILLS	3	3	-	-	-	-	-	2	-	-	-	-
CAL CALIF STATE COL FULLERTON	55	34	2	2	-	-	-	-	-	-	-	-
CAL CALIFORNIA ST COL HAYWARD	45	10	-	-	-	-	-	-	-	-	-	-
CAL CALIF STATE COL LONG BCH	73	37	9	2	-	-	36	74	-	-	-	-
CAL CALIF STATE COL LOS ANGLS	117	80	33	6	-	-	15	8	-	-	-	-
CAL CAL ST COL SAN BERNARDINO	3	2	-	-	-	-	72	45	5	2	12	9
CAL CHICO STATE COLLEGE	57	57	14	5	-	-	5	4	-	-	-	-
CAL FRESNO ST COL MAIN CAMPUS	23	21	2	3	-	-	16	9	2	-	-	-
CAL HUMBOLDT STATE COLLEGE	23	20	13	1	-	-	24	8	7	-	-	-
CAL SACRAMENTO STATE COLLEGE	71	37	11	4	-	-	4	10	-	-	-	-
CAL SAN DIEGO ST COL MAIN CAMP	102	46	13	6	-	-	56	32	11	3	12	-
CAL SAN FERNANDO VLY ST COL	95	65	1	3	-	-	5	4	-	-	-	-
CAL SAN FRANCISCO STATE COL	127	147	33	21	-	-	37	42	-	-	-	-
CAL SAN JOSE STATE COLLEGE	121	92	34	25	-	-	-	13	-	-	-	-
CAL SONDWA STATE COLLEGE	51	71	7	3	-	-	62	73	8	8	13	3
CAL STANISLAUS STATE COLLEGE	12	4	-	-	-	-	15	18	4	6	5	3
CAL CHAPMAN COLLEGE	9	8	-	-	-	-	10	7	-	-	-	-
CAL CLAREMONT MENS COLLEGE	6	-	-	-	-	-	-	1	-	-	-	-
CAL CLAREMONT UNIV CENTER	-	-	5	3	7	1	23	27	-	-	-	-
CAL PITZER COLLEGE	-	19	-	-	-	-	-	15	6	2	-	-
CAL PENONA COLLEGE	9	11	-	-	-	-	3	4	-	-	-	-
CAL SCRIPPS COLLEGE	-	5	-	-	-	-	16	-	-	-	-	-
CAL COL OF THE HOLY NAMES	-	12	-	-	-	-	4	6	-	-	-	-
CAL FULLER THEOL SEMINARY	-	-	-	-	-	-	4	-	-	-	-	-
CAL IMMACULATE HEART COLLEGE	-	7	-	-	-	-	-	-	-	-	-	-
CAL JOHN F KENNEDY UNIV	-	-	5	-	1	-	17	11	-	-	-	-
CAL LA VERNE COLLEGE	2	6	4	2	-	-	10	10	-	-	-	-
CAL LOMA LINDA U ALL CAMPUSES	1	2	-	-	-	-	16	12	-	-	-	-
CAL LOYOLA UNIV OF LOS ANG	29	-	-	-	-	-	26	-	-	-	-	-
CAL MARYMOUNT COLLEGE	-	5	-	-	-	-	13	12	-	-	-	-
CAL MILLS COLLEGE	-	19	-	-	-	-	52	60	9	8	7	7
CAL MOUNT ST MARYS COLLEGE	-	8	-	-	-	-	41	11	-	-	-	-
CAL OCCIDENTAL COLLEGE	31	20	1	-	-	-	28	-	-	-	-	-
CAL PACIFIC COLLEGE	5	-	-	-	-	-	84	-	4	-	8	5
CAL PACIFIC UNION COLLEGE	4	4	-	-	-	-	2	5	-	-	-	-
CAL PASADENA COLLEGE	6	3	-	-	-	-	27	16	5	2	6	3
CAL PEPPERDINE COLLEGE	8	7	-	-	-	-	14	23	5	6	2	1
CAL ST MARYS COL CALIFORNIA	7	21	28	11	-	-	10	11	3	6	11	1
CAL SAN FRANCISCO COL WOMEN	-	3	-	-	-	-	1	3	-	-	-	-
CAL STANFORD UNIVERSITY	102	70	6	1	16	6	30	51	18	12	8	2
CAL TAHOE PARADISE COLLEGE	1	-	-	-	-	-	24	31	10	2	-	-
CAL US INTERNATIONAL UNIV	6	3	-	-	-	-	1	27	-	-	-	-
CAL U OF CAL BERKELEY	171	166	6	2	14	6	10	11	-	-	-	-
CAL U OF CAL DAVIS	43	72	1	2	-	-	7	6	-	-	-	-
CAL U OF CAL IRVINE	16	15	-	-	1	-	21	12	-	-	-	-
CAL U OF CAL LOS ANGELES	244	217	30	21	31	10	-	2	-	-	-	-
CAL U OF CAL RIVERSIDE	30	18	1	-	5	1	8	3	-	-	-	-
CAL U OF CAL SAN DIEGO	4	1	-	-	1	-	13	3	-	-	-	-
CAL U OF CAL SANTA BARBARA	46	36	3	-	3	-	2	9	1	2	-	-



TABLE 4.--BACHELOR'S, MASTER'S, AND DOCTOR'S DEGREES CONFERRED IN INSTITUTIONS OF HIGHER EDUCATION, BY SEX OF STUDENT, FIELD OF STUDY, STATE OR OTHER AREA, AND INSTITUTION: AGGREGATE UNITED STATES, 1968-69 --CONTINUED

FIELD OF STUDY, STATE OR OTHER AREA, AND INSTITUTION	BACHELOR'S DEGREES REQUIRING 4 OR 5 YEARS		MASTER'S DEGREES		DOCTOR'S DEGREES (PH.D., ED.D., ETC.)		BACHELOR'S DEGREES REQUIRING 4 OR 5 YEARS		MASTER'S DEGREES		DOCTOR'S DEGREES (PH.D., ED.D., ETC.)			
	1	2	3	4	5	6	7	1	2	3	4	5	6	7
	MEN	WOMEN	MEN	WOMEN	MEN	WOMEN	MEN	WOMEN	MEN	WOMEN	MEN	WOMEN	MEN	WOMEN
(CONTINUED)														
PSYCHOLOGY, TOTAL														
FLA FLORIDA STATE UNIVERSITY	37	17	18	6	10	2		ILL ILLINOIS STATE UNIVERSITY	29	6	17	7		
FLA FLORIDA STATE UNIVERSITY	69	59	26	18	11			ILL ILLINOIS STATE UNIVERSITY	4	3				
FLA UNIV OF SOUTH FLORIDA	72	45	10	3				ILL KNOX COLLEGE	8	2				
FLA UNIV OF WEST FLORIDA	35	18						ILL LAKE FOREST COLLEGE	15	17				
FLA STETSON UNIVERSITY	9	4						ILL LEWIS COLLEGE	22					
FLA UNIVERSITY OF MIAMI	75	37	7	2	3	1		ILL LOYOLA UNIVERSITY	115	41	14	3	12	5
FLA UNIVERSITY OF TAMPA	14	6						ILL MCKENDREE COLLEGE	9	13				
GA AGNES SCOTT COLLEGE		14						ILL MCKENDREE COLLEGE	7	3				
GA ALBANY STATE COLLEGE		5						ILL MCKENDREE COLLEGE	5	5				
GA ARMSTRONG STATE COLLEGE	1							ILL MCKENDREE COLLEGE	8	7				
GA AUGUSTA COLLEGE	14	7						ILL MCKENDREE COLLEGE	5	5				
GA BRENAU COLLEGE		5						ILL MCKENDREE COLLEGE	8	7				
GA CLARK COLLEGE	3	2						ILL MCKENDREE COLLEGE						
GA COMBANT COLLEGE		3						ILL MCKENDREE COLLEGE						
GA EMORY UNIV ALL CAMPUSES	7	3						ILL MCKENDREE COLLEGE						
GA GEORGIA COLLEGE	28	31	4	4	8	2		ILL MCKENDREE COLLEGE						
GA GEORGIA COLLEGE	7	23						ILL MCKENDREE COLLEGE						
GA INST TECH MAIN CAMPUS	8	2						ILL MCKENDREE COLLEGE						
GA GEORGIA SOUTHERN COLLEGE	18	10						ILL MCKENDREE COLLEGE						
GA GEORGIA SOUTHWESTERN COL	1							ILL MCKENDREE COLLEGE						
GA GEORGIA STATE COLLEGE	27	24	3	4				ILL MCKENDREE COLLEGE						
GA LA GRANGE COLLEGE		3						ILL MCKENDREE COLLEGE						
GA MERCER UNIV ALL CAMPUSES	11	5						ILL MCKENDREE COLLEGE						
GA MOREHOUSE COLLEGE	5							ILL MCKENDREE COLLEGE						
GA MORRIS BROWN COLLEGE	2	9						ILL MCKENDREE COLLEGE						
GA NORTH GEORGIA COLLEGE	3	6						ILL MCKENDREE COLLEGE						
GA OGLETHORPE COLLEGE	9	8						ILL MCKENDREE COLLEGE						
GA PIEDMONT COLLEGE	2	1						ILL MCKENDREE COLLEGE						
GA SHORTER COLLEGE		1						ILL MCKENDREE COLLEGE						
GA SPELMAN COLLEGE		20						ILL MCKENDREE COLLEGE						
GA UNIVERSITY OF GEORGIA	48	49	22	5	10	2		ILL MCKENDREE COLLEGE						
GA VALDOSTA STATE COLLEGE	29	13						ILL MCKENDREE COLLEGE						
GA WESTLEYAN COLLEGE		6						ILL MCKENDREE COLLEGE						
GA WEST GEORGIA COLLEGE	24	9	4					ILL MCKENDREE COLLEGE						
HAWAII UNIV HAWAII MAIN CAMPUS	49	46	9	9	3	1		ILL MCKENDREE COLLEGE						
IDA BOISE STATE COLLEGE	4	4						ILL MCKENDREE COLLEGE						
IDA COLLEGE OF IDAHO	4	3						ILL MCKENDREE COLLEGE						
IDA IDAHO STATE UNIVERSITY	13	3						ILL MCKENDREE COLLEGE						
IDA NORTHWEST NAZARENE COL	3	6						ILL MCKENDREE COLLEGE						
IDA UNIVERSITY OF IDAHO	5	6	12	1	1			ILL MCKENDREE COLLEGE						
ILL AUGUSTANA COLLEGE	13	2						ILL MCKENDREE COLLEGE						
ILL AURORA COLLEGE	5	9						ILL MCKENDREE COLLEGE						
ILL BARAT COL OF SACRED HEART		9						ILL MCKENDREE COLLEGE						
ILL BLACKBURN COLLEGE	6	2						ILL MCKENDREE COLLEGE						
ILL BRADLEY UNIVERSITY	3	11	6	6				ILL MCKENDREE COLLEGE						
ILL CHICAGO STATE COLLEGE	1							ILL MCKENDREE COLLEGE						
ILL COLLEGE OF ST FRANCIS	3	3						ILL MCKENDREE COLLEGE						
ILL DEPAUL UNIVERSITY	33	21						ILL MCKENDREE COLLEGE						
ILL EASTERN ILLINOIS UNIV	10	2						ILL MCKENDREE COLLEGE						
ILL FLEMING COLLEGE	22	11						ILL MCKENDREE COLLEGE						
ILL GEORGE WILLIAMS COLLEGE	4	2						ILL MCKENDREE COLLEGE						
ILL GREYHOUND COLLEGE	8	16						ILL MCKENDREE COLLEGE						
ILL ILLINOIS COLLEGE	4	2						ILL MCKENDREE COLLEGE						
ILL ILLINOIS INST OF TECH	15	4	20	11	15	5		ILL MCKENDREE COLLEGE						

TABLE 4.--BACHELOR'S, MASTER'S, AND DOCTOR'S DEGREES CONFERRED IN INSTITUTIONS OF HIGHER EDUCATION, BY SEX OF STUDENT, FIELD OF STUDY, STATE OR OTHER AREA, AND INSTITUTION: AGGREGATE, UNITED STATES, 1968-69 --CONTINUED

FIELD OF STUDY, STATE OR OTHER AREA, AND INSTITUTION	BACHELOR'S DEGREES REQUIRING 4 OR 5 YEARS			MASTER'S DEGREES			DOCTOR'S DEGREES (PH.D., ED.D., ETC.)			
	2	3	4	5	6	7	2	3	4	
	2	3	4	5	6	7	2	3	4	
IND UNIVERSITY OF NOTRE DAME	38	4	1	9	1	1	4	4	1	1
IND WALDRON UNIVERSITY	9	4	3	9	1	1	2	5	1	1
IND WARSH COLLEGE	27	1	1	1	1	1	16	7	1	1
IOWA ARJAN CLIFF COLLEGE	3	8	1	1	1	1	7	3	1	1
IOWA CENTRAL UNIV OF IOWA	11	1	1	1	1	1	8	9	1	1
IOWA CLAY COLLEGE	18	1	1	1	1	1	29	24	1	1
IOWA CDE COLLEGE	8	10	1	1	1	1	17	10	5	1
IOWA CORNELL COLLEGE	11	7	1	1	1	1	19	15	2	1
IOWA DRAKE UNIVERSITY	22	19	4	2	1	1	6	6	1	1
IOWA GRACELAND COLLEGE	1	1	1	1	1	1	2	8	1	1
IOWA GRACELAND COLLEGE	8	9	1	1	1	1	6	7	1	1
IOWA IOWA STATE COLLEGE	22	15	19	8	10	2	11	5	5	1
IOWA IOWA STATE COLLEGE OF SCI & TECH	7	5	1	1	1	1	40	42	8	1
IOWA IOWA WESLEYAN COLLEGE	10	1	1	1	1	1	13	9	1	1
IOWA LUTHER COLLEGE	11	4	1	1	1	1	8	6	1	1
IOWA MIDWESTERN COLLEGE	6	1	1	1	1	1	6	5	1	1
IOWA MORNINGSTAR COLLEGE	9	1	1	1	1	1	11	5	1	1
IOWA NORTHWESTERN COLLEGE	1	1	1	1	1	1	15	8	5	1
IOWA PARSONS COLLEGE	4	4	1	1	1	1	2	2	1	1
IOWA ST. JOSEPH COLLEGE	9	7	1	1	1	1	8	6	1	1
IOWA SIMPSON COLLEGE	7	3	1	1	1	1	15	5	1	1
IOWA UNIV. OF DUKE, MAIN CAMPUS	3	3	1	1	1	1	8	2	1	1
IOWA UNIVERSITY OF IOWA	104	86	12	3	12	2	13	9	1	1
IOWA UNIV OF NORTHERN IOWA	8	5	1	1	1	1	10	12	1	1
IOWA UPPER IOWA UNIVERSITY	1	2	1	1	1	1	57	29	8	1
IOWA WARBURG COLLEGE	9	1	1	1	1	1	12	15	4	1
IOWA WESTMAR COLLEGE	3	1	1	1	1	1	11	16	1	1
IOWA WESTMAR COLLEGE	11	5	1	1	1	1	12	9	1	1
KANS BETHEL COLLEGE	2	3	1	1	1	1	12	9	1	1
KANS COLLEGE OF EMPORIA	10	3	1	1	1	1	13	13	1	1
KANS FORT HAYS KANS STATE COL	18	4	14	6	1	1	25	34	4	1
KANS FRIENDS UNIVERSITY	1	1	1	1	1	1	9	8	1	1
KANS KANS ST COL OF PITTSBURG	7	4	6	3	1	1	10	8	1	1
KANS KANS ST CHRIS COL EMPORIA	32	11	21	21	6	1	13	13	3	2
KANS KANSAS ST U AG C APP SCI	30	10	12	1	6	1	26	7	3	2
KANS KANSAS WESLEYAN UNIV	2	1	1	1	1	1	19	12	1	1
KANS MARYMOUNT COLLEGE	1	1	1	1	1	1	7	15	1	1
KANS MCPHERSON COLLEGE	3	3	1	1	1	1	3	6	1	1
KANS MOUNT ST SCHOLASTICA COL	10	5	1	1	1	1	32	16	1	1
KANS OYAMA UNIVERSITY	7	5	1	1	1	1	28	4	1	1
KANS ST BENEDICTS COLLEGE	4	2	1	1	1	1	98	75	8	2
KANS SOUTHWESTERN COLLEGE	7	2	1	1	1	1	12	10	1	1
KANS STERLING COLLEGE	14	7	1	1	1	1	10	4	1	1
KANS TAROR COLLEGE	1	1	1	1	1	1	34	12	1	1
KANS UNIVERSITY OF KANSAS	63	41	8	6	20	3	27	1	1	1
KANS WASHURN UNIV OF TOPEKA	13	5	1	1	1	1	16	8	15	1
KANS WICHITA STATE UNIVERSITY	34	15	4	2	1	1	16	8	4	1
KY ASBURY COLLEGE	14	6	1	1	1	1	18	7	9	7
KY BELLARMIN-URSULIN ALL CAM	12	3	1	1	1	1	75	122	7	12
KY BEEBA COLLEGE	5	10	1	1	1	1	30	38	7	1
KY CATHERINE SPALDING COL	4	4	1	1	1	1	29	9	1	2
KY CENTRE COL OF KENTUCKY	6	5	1	1	1	1	38	23	1	4
KY EASTN KENTUCKY UNIVERSITY	20	4	1	1	1	1	30	9	1	2

(CONTINUED)

PSYCHOLOGY, TOTAL




TABLE 4.--BACHELOR'S, MASTER'S, AND DOCTOR'S DEGREES CONFERRED IN INSTITUTIONS OF HIGHER EDUCATION, BY SEX OF STUDENT, FIELD OF STUDY, STATE OR OTHER AREA, AND INSTITUTION: AGGREGATE UNITED STATES, 1968-69 --CONTINUED

FIELD OF STUDY, STATE OR OTHER AREA, AND INSTITUTION	BACHELOR'S DEGREES REQUIRING 4 OR 5 YEARS		MASTER'S DEGREES		DOCTOR'S DEGREES (PH.D., ED.D., ETC.)		BACHELOR'S DEGREES REQUIRING 4 OR 5 YEARS		MASTER'S DEGREES		DOCTOR'S DEGREES (PH.D., ED.D., ETC.)			
	1	2	3	4	5	6	7	1	2	3	4	5	6	7
	Men	Women	Men	Women	Men	Women	Men	Women	Men	Women	Men	Women	Men	Women
(CONTINUED)														
PSYCHOLOGY, TOTAL														
MASS COL OF THE HOLY CROSS	21	-	-	-	-	-	-	-	-	8	3	-	-	-
MASS GURRY COLLEGE	8	-	-	-	-	-	-	-	-	17	4	-	-	-
MASS EASTERN NAZARENE COLLEGE	15	2	-	-	-	-	-	-	-	6	10	-	-	-
MASS EMERSON COLLEGE	1	3	-	-	-	-	-	-	-	-	-	-	-	-
MASS EMMAUEL COLLEGE	10	6	-	-	-	-	-	-	-	-	-	-	-	-
MASS GORDON COLLEGE	22	3	-	-	-	-	-	-	-	-	-	-	-	-
MASS HARVARD UNIVERSITY	22	3	2	2	2	21	5	-	-	-	-	-	-	-
MASS MASS INST OF TECHNOLOGY	-	-	-	-	-	5	-	-	-	-	-	-	-	-
MASS STATE COL AT BOSTON	11	12	-	-	-	-	-	-	-	15	2	-	-	-
MASS STATE COL AT WESTFIELD	5	7	-	-	-	-	-	-	-	15	3	-	-	-
MASS MOUNT HOLYOKE COLLEGE	29	29	-	-	-	-	-	-	-	18	6	-	-	-
MASS NEWTON COL SACRED HEART	44	44	-	-	-	-	-	-	-	6	24	-	-	-
MASS NORTHEASTERN UNIVERSITY	24	15	3	4	-	-	-	-	-	5	16	-	-	-
MASS REGIS COLLEGE	-	69	-	-	-	-	-	-	-	35	12	-	-	-
MASS SIMMONS COLLEGE	23	23	-	-	-	-	-	-	-	17	3	-	-	-
MASS SMITH COLLEGE	41	41	-	-	-	-	-	-	-	24	10	-	-	-
MASS SOUTHERN MASS TECH INST	19	14	-	-	-	-	-	-	-	22	-	-	-	-
MASS SPRINGFIELD COLLEGE	34	7	70	27	-	-	-	-	-	15	-	-	-	-
MASS SUFFOLK UNIV ALL CAMPUSES	8	8	-	-	-	-	-	-	-	13	2	-	-	-
MASS TUFTS UNIVERSITY	21	37	1	2	-	3	-	-	-	14	2	-	-	-
MASS UNIV MASS AMHERST CAMPUS	76	50	18	5	17	2	-	-	-	174	97	18	10	22
MASS UNIV MASS BOSTON CAMPUS	34	39	-	-	-	-	-	-	-	5	-	-	-	3
MASS WELLESLEY COLLEGE	-	36	-	-	-	-	-	-	-	-	-	-	-	-
MASS WHEATON COLLEGE	19	19	-	-	-	-	-	-	-	15	-	-	-	-
MASS WILLIAMS COLLEGE	8	-	-	-	-	-	-	-	-	13	2	-	-	-
MICH ADRIAN COLLEGE	6	2	-	-	-	-	-	-	-	22	9	-	-	-
MICH ALCON COLLEGE	13	10	-	-	-	-	-	-	-	14	9	-	-	-
MICH ALMA COLLEGE	3	2	-	-	-	-	-	-	-	17	1	-	-	-
MICH ANDREWS UNIVERSITY	6	8	-	-	-	-	-	-	-	11	6	-	-	-
MICH AQUINAS COLLEGE	2	4	-	-	-	-	-	-	-	18	4	2	1	-
MICH CALVIN COLLEGE	19	6	-	-	-	-	-	-	-	25	7	10	-	-
MICH CENTRAL MICHIGAN UNIV	48	8	12	3	-	-	-	-	-	3	-	-	-	-
MICH DETROIT INSTITUTE OF TECH	9	3	-	-	-	-	-	-	-	6	5	-	-	-
MICH EASTERN MICHIGAN UNIV	30	4	1	-	-	-	-	-	-	19	5	2	2	-
MICH GRAND VALLEY STATE COL	15	4	-	-	-	-	-	-	-	9	8	-	-	-
MICH HILLSDALE COLLEGE	9	12	-	-	-	-	-	-	-	14	4	-	-	-
MICH HOPE COLLEGE	24	10	-	-	-	-	-	-	-	4	1	-	-	-
MICH KALAMAZOO COLLEGE	10	13	-	-	-	-	-	-	-	-	3	-	-	-
MICH MARYGROVE COLLEGE	-	12	-	-	-	-	-	-	-	-	19	-	-	-
MICH MERCY COLLEGE OF DETROIT	1	8	-	-	-	-	-	-	-	-	2	-	-	-
MICH MICHIGAN LUTHERAN COLLEGE	3	2	-	-	-	-	-	-	-	-	1	-	-	-
MICH MICH ST UNIV ALL CAMPUSES	163	87	32	16	15	4	-	-	-	12	2	-	-	-
MICH NORTHERN MICHIGAN UNIV	7	6	1	1	-	-	-	-	-	20	5	-	-	-
MICH OAKLAND UNIVERSITY	22	18	2	-	-	-	-	-	-	12	-	-	-	-
MICH OLIVET COLLEGE	11	6	-	-	-	-	-	-	-	84	42	17	8	11
MICH OHIO COLLEGE	3	2	-	-	-	-	-	-	-	12	6	-	-	-
MICH SAGINAW VALLEY COLLEGE	3	5	-	-	-	-	-	-	-	20	-	-	-	-
MICH SPRING ARBOR COLLEGE	1	1	-	-	-	-	-	-	-	7	2	-	-	-
MICH UNIVERSITY OF DETROIT	36	17	14	3	-	-	-	-	-	11	3	-	-	-
MICH UNIVERSITY OF MICHIGAN	151	127	37	18	34	12	-	-	-	10	2	-	-	-
MICH WAYNE STATE UNIVERSITY	144	58	30	30	22	8	-	-	-	44	15	17	9	9
MICH WESTERN MICHIGAN UNIV	68	28	43	4	4	-	-	-	-	29	22	11	7	-
MICH WOODBURY COLLEGE	7	5	-	-	-	-	-	-	-	1	2	-	-	-
MICH UNIV MISSOURI AT ST LOUIS	-	-	-	-	-	-	-	-	-	34	16	-	-	-

TABLE 4.---BACHELORS', MASTERS', AND DOCTOR'S DEGREES CONFERRED IN INSTITUTIONS OF HIGHER EDUCATION, BY SEX OF STUDENT, FIELD OF STUDY, STATE OR OTHER AREA, AND INSTITUTION: AGGREGATE UNITED STATES, 1968-69 --CONTINUED

FIELD OF STUDY, STATE OR OTHER AREA, AND INSTITUTION	BACHELOR'S DEGREES REQUIRING 4 OR 5 YEARS		MASTER'S DEGREES		DOCTOR'S DEGREES (PH.D., ED.D., ETC.)		BACHELOR'S DEGREES REQUIRING 4 OR 5 YEARS		MASTER'S DEGREES		DOCTOR'S DEGREES (PH.D., ED.D., ETC.)	
	2	3	4	5	6	7	2	3	4	5	6	7
	(CONTINUED)											
PSYCHOLOGY, TOTAL												
MD WASHINGTON UNIVERSITY	45	60	5	1	12	6		136	4			
MC WESTMINSTER COLLEGE	12	6						206	7	1		
MO WILLIAM JEWELL COLLEGE	7								10			10
MO WILLIAM WOODS COLLEGE	10	1	1	1				33	125	1		
MO MONTANA STATE UNIVERSITY	2	3						38	112			
MO MONTANA STATE UNIVERSITY	15	2	6	3	3	1						
MO MONTANA STATE UNIVERSITY	1	2						124	92	3		
MO MONTANA STATE UNIVERSITY								6	5			
MO MONTANA STATE UNIVERSITY	4	12						24	2			
MO MONTANA STATE UNIVERSITY	3	3						20				
MO MONTANA STATE UNIVERSITY	7	1						31				
MO MONTANA STATE UNIVERSITY	4	3										
MO MONTANA STATE UNIVERSITY	3	3										
MO MONTANA STATE UNIVERSITY	7	1										
MO MONTANA STATE UNIVERSITY	4	3										
MO MONTANA STATE UNIVERSITY	3	3										
MO MONTANA STATE UNIVERSITY	9	9										
MO MONTANA STATE UNIVERSITY	5	1										
MO MONTANA STATE UNIVERSITY	27	18										
MO MONTANA STATE UNIVERSITY	11	9	3	2								
MO MONTANA STATE UNIVERSITY	6	12	1	4	4							
MO MONTANA STATE UNIVERSITY	1	1										
MO MONTANA STATE UNIVERSITY	9	1			6							
MO MONTANA STATE UNIVERSITY	11	9										
MO MONTANA STATE UNIVERSITY	6	12	1	4	4							
MO MONTANA STATE UNIVERSITY	1	1										
MO MONTANA STATE UNIVERSITY	65											
MO MONTANA STATE UNIVERSITY	12	3										
MO MONTANA STATE UNIVERSITY	14	4										
MO MONTANA STATE UNIVERSITY	19	25	2									
MO MONTANA STATE UNIVERSITY	6	3										
MO MONTANA STATE UNIVERSITY	8	2										
MO MONTANA STATE UNIVERSITY	8	8										
MO MONTANA STATE UNIVERSITY	11	11										
MO MONTANA STATE UNIVERSITY	17	48	26	18								
MO MONTANA STATE UNIVERSITY	9											
MO MONTANA STATE UNIVERSITY			1	3								
MO MONTANA STATE UNIVERSITY	23		40	33	2							
MO MONTANA STATE UNIVERSITY	5	11										
MO MONTANA STATE UNIVERSITY	138	86	18		7	2						
MO MONTANA STATE UNIVERSITY	6	1										
MO MONTANA STATE UNIVERSITY	37	5										
MO MONTANA STATE UNIVERSITY	8	12										
MO MONTANA STATE UNIVERSITY	14	23										
MO MONTANA STATE UNIVERSITY	14	7	7	1								
MO MONTANA STATE UNIVERSITY	9	5	11	1								
MO MONTANA STATE UNIVERSITY	4	6	4	2	8							
MO MONTANA STATE UNIVERSITY	3	1										
MO MONTANA STATE UNIVERSITY	39	32	1	3	9	3						
MO MONTANA STATE UNIVERSITY	5	7	7	1								
MO MONTANA STATE UNIVERSITY	4	6										
MO MONTANA STATE UNIVERSITY	16	2										
MO MONTANA STATE UNIVERSITY	1											
MO MONTANA STATE UNIVERSITY			11									

OF 8
ED
47650



MICROCOPY RESOLUTION TEST CHART
NATIONAL BUREAU OF STANDARDS-1963-A

TABLE 4.--BACHELOR'S, MASTER'S, AND DOCTOR'S DEGREES CONFERRED IN INSTITUTIONS OF HIGHER EDUCATION, BY SEX OF STUDENT, FIELD OF STUDY, STATE OR OTHER AREA, AND INSTITUTION: AGGREGATE UNITED STATES, 1968-69 --CONTINUED

FIELD OF STUDY, STATE OR OTHER AREA, AND INSTITUTION	BACHELOR'S DEGREES REQUIRING 4 OR 5 YEARS		MASTER'S DEGREES		DOCTOR'S DEGREES (PH.D., ED.D., ETC.)		RACHELOR'S DEGREES REQUIRING 4 OR 5 YEARS		MASTER'S DEGREES		DOCTOR'S DEGREES (PH.D., ED.D., ETC.)			
	1	2	3	4	5	6	7	1	2	3	4	5	6	7
	MEN	WOMEN	MEN	WOMEN	MEN	WOMEN	MEN	MEN	WOMEN	MEN	WOMEN	MEN	WOMEN	MEN
PSYCHOLOGY, TOTAL	108	135	156	22	43	10	10	10	10	10	10	10	10	10
OKLA NORTHWESTERN STATE COL	1	1	1	1	1	1	1	1	1	1	1	1	1	1
OKLA OKLAHOMA BAPTIST UNIV	8	3	3	3	3	3	3	3	3	3	3	3	3	3
OKLA OKLAHOMA CITY UNIVERSITY	12	4	4	4	4	4	4	4	4	4	4	4	4	4
OKLA OKLA COL OF LIBERAL ARTS	2	3	3	3	3	3	3	3	3	3	3	3	3	3
OKLA OKLA ST UNIV MAIN CAMPUS	30	21	21	21	21	21	21	21	21	21	21	21	21	21
OKLA OKLA ROBERTS UNIVERSITY	6	3	3	3	3	3	3	3	3	3	3	3	3	3
OKLA PHILLIPS UNIVERSITY	1	1	1	1	1	1	1	1	1	1	1	1	1	1
OKLA SOUTHEASTERN STATE COL	8	2	2	2	2	2	2	2	2	2	2	2	2	2
OKLA SOUTHWESTERN STATE COL	13	3	3	3	3	3	3	3	3	3	3	3	3	3
OKLA UNIV OKLA ALL CAMPUSES	50	28	28	28	28	28	28	28	28	28	28	28	28	28
OKLA UNIVERSITY OF TULSA	11	6	6	6	6	6	6	6	6	6	6	6	6	6
OREG CASCADE COLLEGE	6	6	6	6	6	6	6	6	6	6	6	6	6	6
OREG GEORGE FOX COLLEGE	18	14	14	14	14	14	14	14	14	14	14	14	14	14
OREG LEWIS & CLARK COLLEGE	7	22	22	22	22	22	22	22	22	22	22	22	22	22
OREG LINFIELD COLLEGE	9	1	1	1	1	1	1	1	1	1	1	1	1	1
OREG MARYHURST COLLEGE	1	1	1	1	1	1	1	1	1	1	1	1	1	1
OREG OREGON STATE UNIVERSITY	6	10	10	10	10	10	10	10	10	10	10	10	10	10
OREG PACIFIC UNIVERSITY	7	1	1	1	1	1	1	1	1	1	1	1	1	1
OREG PORTLAND STATE COLLEGE	47	22	22	22	22	22	22	22	22	22	22	22	22	22
OREG REED COLLEGE	5	11	11	11	11	11	11	11	11	11	11	11	11	11
OREG UNIV OREGON MAIN CAMPUS	43	24	24	24	24	24	24	24	24	24	24	24	24	24
OREG UNIV OREG MEDICAL SCHOOL	2	2	2	2	2	2	2	2	2	2	2	2	2	2
OREG UNIVERSITY OF PORTLAND	16	2	2	2	2	2	2	2	2	2	2	2	2	2
OREG WARNER PACIFIC COLLEGE	6	5	5	5	5	5	5	5	5	5	5	5	5	5
OREG WILLAMETTE UNIVERSITY	7	10	10	10	10	10	10	10	10	10	10	10	10	10
PA ALBRIGHT COLLEGE	13	21	21	21	21	21	21	21	21	21	21	21	21	21
PA ALLEGHENY COLLEGE	13	10	10	10	10	10	10	10	10	10	10	10	10	10
PA ALLIANCE COLLEGE	1	1	1	1	1	1	1	1	1	1	1	1	1	1
PA BEAVER COLLEGE	13	9	9	9	9	9	9	9	9	9	9	9	9	9
PA BRYN MAWR COLLEGE	9	9	9	9	9	9	9	9	9	9	9	9	9	9
PA RUCKNELL UNIVERSITY	13	20	20	20	20	20	20	20	20	20	20	20	20	20
PA CARRINGTON COLLEGE	13	13	13	13	13	13	13	13	13	13	13	13	13	13
PA CARNEGIE-MELLON UNIV	15	20	20	20	20	20	20	20	20	20	20	20	20	20
PA GEDAR CREST COLLEGE	18	18	18	18	18	18	18	18	18	18	18	18	18	18
PA GHATHAM COLLEGE	11	11	11	11	11	11	11	11	11	11	11	11	11	11
PA CHESTNUT HILL COLLEGE	28	28	28	28	28	28	28	28	28	28	28	28	28	28
PA DICKINSON COLLEGE	5	5	5	5	5	5	5	5	5	5	5	5	5	5
PA DREXEL INST OF TECHNOLOGY	2	2	2	2	2	2	2	2	2	2	2	2	2	2
PA DUQUESNE UNIVERSITY	33	35	35	35	35	35	35	35	35	35	35	35	35	35
PA EASTERN BAPTIST COLLEGE	6	5	5	5	5	5	5	5	5	5	5	5	5	5
PA ELIZABETHTOWN COLLEGE	6	3	3	3	3	3	3	3	3	3	3	3	3	3
PA FRANKLIN & MARSHALL COL	10	10	10	10	10	10	10	10	10	10	10	10	10	10
PA GANNON COLLEGE	15	2	2	2	2	2	2	2	2	2	2	2	2	2
PA GENEVA COLLEGE	9	5	5	5	5	5	5	5	5	5	5	5	5	5
PA GETTYSBURG COLLEGE	25	18	18	18	18	18	18	18	18	18	18	18	18	18
PA GRAFECITY COLLEGE	14	5	5	5	5	5	5	5	5	5	5	5	5	5
PA HAVERFORD COLLEGE	5	5	5	5	5	5	5	5	5	5	5	5	5	5
PA HOLY FAMILY COLLEGE	13	13	13	13	13	13	13	13	13	13	13	13	13	13
PA INMACULATA COLLEGE	25	25	25	25	25	25	25	25	25	25	25	25	25	25
PA INDIANA UNIV PA ALL CAM	16	4	4	4	4	4	4	4	4	4	4	4	4	4
PA JUNIATA COLLEGE	4	2	2	2	2	2	2	2	2	2	2	2	2	2
PA LAFAYETTE COLLEGE	17	17	17	17	17	17	17	17	17	17	17	17	17	17
PA LA SALLE COLLEGE	44	44	44	44	44	44	44	44	44	44	44	44	44	44

100



TABLE 4.--BACHELOR'S, MASTER'S, AND DOCTOR'S DEGREES CONFERRED IN INSTITUTIONS OF HIGHER EDUCATION, BY SEX OF STUDENT, FIELD OF STUDY, STATE OR OTHER AREA, AND INSTITUTION: AGGREGATE UNITED STATES, 1969-69 --CONTINUED

FIELD OF STUDY, STATE OR OTHER AREA, AND INSTITUTION	BACHELOR'S DEGREES REQUIRING 4 OR 5 YEARS		MASTER'S DEGREES		DOCTOR'S DEGREES (PH.D., ED.D., ETC.)		BACHELOR'S DEGREES REQUIRING 4 OR 5 YEARS	MASTER'S DEGREES		DOCTOR'S DEGREES (PH.D., ED.D., ETC.)		
	Men	Women	Men	Women	Men	Women		Men	Women	Men	Women	
	2	3	4	5	6	7		2	3	4	5	6
(CONTINUED)												
PSYCHOLOGY, TOTAL												
S C WINTHROP COLLEGE	27	23	-	-	-	-	16	5	6	-	-	-
S C WOFFORD COLLEGE	10	6	-	-	-	-	20	4	2	2	-	
S D AUGUSTANA COLLEGE	-	-	-	-	-	-	28	3	-	-	-	
S D DAKOTA WESLEYAN UNIV	8	3	-	-	-	-	21	8	3	4	-	
S D HURON COLLEGE	2	-	-	-	-	-	4	-	-	-	-	
S D SIOUX FALLS COLLEGE	7	4	-	-	-	-	-	-	-	-	-	
S D SOUTH DAKOTA STATE UNIV	16	8	-	-	-	-	12	17	-	-	-	
S D UNIVERSITY SOUTH DAKOTA	10	7	11	1	6	-	38	25	16	6	2	
S D YANKTON COLLEGE	3	1	-	-	-	-	6	1	-	-	-	
TENN AUSTIN PEAY STATE UNIV	3	7	-	-	-	-	-	-	-	-	-	
TENN BELMONT COLLEGE	13	9	-	-	-	-	-	-	-	-	-	
TENN BETHEL COLLEGE	2	1	-	-	-	-	6	12	7	2	-	
TENN CAPSIN NEWMAN COLLEGE	15	3	-	-	-	-	142	54	9	18	4	
TENN DAVID LIPSCOMB COLLEGE	13	7	-	-	-	-	2	1	-	-	-	
TENN E TENN ST U ALL CAMPUSES	17	4	6	1	-	-	24	11	-	-	-	
TENN FISK UNIVERSITY	-	16	-	-	-	-	113	70	10	2	13	
TENN GEORGE PEABODY COLLEGE	-	1	-	-	-	-	26	8	12	4	-	
TENN KING COLLEGE	3	11	-	-	6	4	-	4	-	-	-	
TENN KNOXVILLE COLLEGE	4	15	-	-	-	-	1	-	-	-	-	
TENN LAMAR COLLEGE	4	1	-	-	-	-	-	-	-	-	-	
TENN LINCOLN MEMORIAL UNIV	7	2	-	-	-	-	99	34	10	4	-	
TENN MARYVILLE COLLEGE	5	8	-	-	-	-	8	-	-	-	-	
TENN MEMPHIS STATE UNIVERSITY	28	24	5	9	-	-	71	20	13	3	9	
TENN MIDDLE TENNESSEE ST UNIV	9	7	7	3	-	-	14	7	10	4	7	
TENN MULLIGAN COLLEGE INC	16	27	-	-	-	-	25	8	-	-	-	
TENN SOUTHERN MISSISSIPPI UNIV	-	3	-	-	-	-	1	4	-	-	-	
TENN SOUTHWESTERN AT MEMPHIS	28	19	-	-	-	-	-	-	-	-	-	
TENN TENN AG & INDUS ST UNIV	11	21	2	-	-	-	2	1	-	-	-	
TENN TENNESSEE TEMPLE COLLEGE	15	4	-	-	-	-	13	15	-	-	-	
TENN TENN WESLEYAN COLLEGE	7	5	-	-	-	-	9	5	-	-	-	
TENN TUSCULUM COLLEGE	1	-	-	-	-	-	31	17	6	2	-	
TENN UNIVERSITY OF THE SOUTH	5	-	-	-	-	-	16	9	-	-	-	
TENN UNIVERSITY OF THE SOUTH	13	-	-	-	-	-	1	4	-	-	-	
TENN UNIV OF TENN: ALL CAMPUSES	61	51	26	3	15	-	14	16	1	2	-	
TENN VANDERBILT UNIVERSITY	36	30	16	3	12	5	7	7	-	-	-	
TEX ABILENE CHRISTIAN COLLEGE	29	20	4	-	-	-	1	9	-	-	-	
TEX AUSTIN COLLEGE	10	4	-	-	-	-	11	-	-	-	-	
TEX AYLEN UNIV MAIN CAMPUS	25	13	2	2	6	-	4	13	-	-	-	
TEX BISHOP COLLEGE	-	1	-	-	-	-	-	13	3	-	-	
TEX EAST TEXAS STATE UNIV	43	12	6	4	-	-	-	11	-	-	-	
TEX HARDIN SIMMONS UNIVERSITY	5	2	-	-	-	-	48	33	4	7	-	
TEX HOUSTON BAPTIST COLLEGE	2	1	-	-	-	-	23	1	-	-	-	
TEX HOWARD PAYNE COLLEGE	3	1	-	-	-	-	-	15	-	-	-	
TEX INCARNATE WORD COLLEGE	-	1	-	-	-	-	-	26	-	-	-	
TEX LAMAR STATE COL TECH	5	5	-	-	-	-	48	18	4	7	-	
TEX MIDWESTERN UNIVERSITY	12	7	-	-	-	-	23	1	-	-	-	
TEX NORTH TEXAS STATE UNIV	82	37	37	3	-	-	-	15	-	-	-	
TEX OUR LADY OF THE LAKE COL	1	1	-	-	-	-	-	34	-	-	-	
TEX RICE UNIVERSITY	7	5	-	-	-	-	22	4	-	-	-	
TEX ST MARYS UNIVERSITY	23	2	14	1	-	-	39	21	6	-	-	
TEX SAN HOUSTON STATE COL	1	2	-	-	-	-	-	38	-	-	-	
TEX SOUTHERN METHODIST UNIV	17	18	2	1	-	-	80	-	6	5	4	
TEX SOUTHWESTERN UNIVERSITY	6	3	-	-	-	-	30	23	25	19	-	
VA COMMWELTH UNIV ALL CAM	-	-	-	-	-	-	-	2	-	-	-	
VA VIRGINIA POLY INSTITUTE	-	-	-	-	-	-	-	34	-	-	-	

FIELD OF STUDY, STATE OR OTHER AREA, AND INSTITUTION	BACHELOR'S DEGREES REQUIRING 4 OR 5 YEARS		MASTER'S DEGREES		DOCTOR'S DEGREES (PH.D., ED.D., ETC.)		BACHELOR'S DEGREES REQUIRING 4 OR 5 YEARS		MASTER'S DEGREES		DOCTOR'S DEGREES (PH.D., ED.D., ETC.)			
	1	2	3	4	5	6	7	1	2	3	4	5	6	7
	MEN	WOMEN	MEN	WOMEN	MEN	WOMEN	MEN	MEN	WOMEN	MEN	WOMEN	MEN	WOMEN	MEN
(CONTINUED)														
PSYCHOLOGY, TOTAL														
VA VA STATE COL MAIN CAMPUS	3	7	-	-	-	-	-	3	1	1	-	-	-	-
VA VA STATE COL NORFOLK DIV	-	2	-	-	-	-	-	9	4	-	-	-	-	-
VA WASHINGTON & LEE UNIV	7	-	-	-	-	-	-	13	8	8	6	-	-	-
WASH CENTRAL WASHINGTON ST COL	58	47	5	5	-	-	-	8	-	-	-	-	-	-
WASH EASTERN WASHINGTON ST COL	43	11	13	9	-	-	-	2	-	-	-	-	-	-
WASH GONZAGA UNIVERSITY	17	14	-	-	-	-	-	4	1	-	-	-	-	-
WASH PACIFIC LUTHERAN UNIV	12	4	-	-	-	-	-	2	1	-	-	-	-	-
WASH SEATTLE PACIFIC COLLEGE	10	4	-	-	-	-	-	4	3	-	-	-	-	-
WASH SEATTLE UNIVERSITY	23	24	-	-	-	-	-	8	3	-	-	-	-	-
WASH UNIV OF PUGET SOUND	14	5	-	-	-	-	-	3	3	-	-	-	-	-
WASH UNIVERSITY OF WASHINGTON	57	33	9	2	8	4	-	11	7	-	-	-	-	-
WASH WASHINGTON STATE UNIV	18	54	5	3	3	3	-	22	17	8	6	2	-	-
WASH WESTERN WASHINGTON ST COL	24	21	3	1	-	-	-	3	-	-	-	-	-	-
WASH WHITMAN COLLEGE	4	6	-	-	-	-	-	15	11	-	-	-	-	-
WASH WHITWORTH COLLEGE	4	4	-	-	-	-	-	3	5	-	-	-	-	-
W VA ALDERSON BRADSHAW COLLEGE	4	7	-	-	-	-	-	1	2	-	-	-	-	-
W VA BETHANY COLLEGE	4	3	-	-	-	-	-	33	16	3	2	2	-	-
W VA CONCORD COLLEGE	5	2	-	-	-	-	-	27	12	4	2	4	-	-
W VA DAVIS & ELKINS COLLEGE	14	7	-	-	-	-	-	69	49	18	4	4	-	-
W VA FAIRMONT STATE COLLEGE	5	4	-	-	-	-	-	-	-	-	-	-	-	-
W VA HAPSHALL UNIV ALL CAMPUSES	9	9	2	-	-	-	-	2	2	-	-	-	-	-
W VA MORRIS HARVEY COLLEGE	9	5	-	-	-	-	-	7	7	-	-	-	-	-
W VA WEST VIRGINIA STATE COL	5	5	-	-	-	-	-	19	5	-	-	-	-	-
W VA W VA UNIV ALL CAMPUSES	27	30	23	4	7	-	-	6	4	-	-	-	-	-
W VA W VIRGINIA WESLEYAN COL	7	8	-	-	-	-	-	8	4	-	-	-	-	-
W VA W WHEELING COLLEGE	14	13	-	-	-	-	-	1	14	-	-	-	-	-
WIS BELOIT COLLEGE	5	15	-	-	-	-	-	3	7	-	-	-	-	-
WIS CARROLL COLLEGE	6	1	-	-	-	-	-	19	5	-	-	-	-	-
WIS CARTRAGE COLLEGE	8	5	-	-	-	-	-	4	3	-	-	-	-	-
WIS LAWRENCE UNIV MAIN CAMPUS	15	9	-	-	-	-	-	7	7	-	-	-	-	-
WIS MARIAN COL OF FOND DU LAC	-	1	-	-	-	-	-	17	17	7	4	4	-	-
WIS MARQUETTE U ALL CAMPUSES	59	58	8	3	-	-	-	21	20	-	-	-	-	-
WIS NORTHLAND COLLEGE	1	1	-	-	-	-	-	15	10	-	-	-	-	-
WIS RIPON COLLEGE	15	7	-	-	-	-	-	2	-	-	-	-	-	-
WIS ST NORBERT COLLEGE	4	6	-	-	-	-	-	15	7	-	-	-	-	-
WIS U OF WIS MADISON	106	124	18	12	15	5	-	2	3	-	-	-	-	-
WIS U OF WIS MILWAUKEE	36	11	9	6	-	-	-	55	34	2	2	2	-	-
WIS STOUT ST UNIV MAIN CAMPUS	14	2	-	-	-	-	-	45	18	9	2	2	-	-
WIS STOUT ST UNIV MAIN CAMPUS	14	2	-	-	-	-	-	73	37	9	2	2	-	-
WIS STATE UNIV EAU CLAIRE	19	9	-	-	-	-	-	117	80	33	6	6	-	-
WIS STATE UNIV LA CROSSE	19	12	-	-	-	-	-	3	2	-	-	-	-	-
WIS STATE UNIV OSHKOSH	35	21	-	-	-	-	-	57	57	14	5	3	-	-
WIS ST U PLATYU MAIN CAM	16	5	-	-	-	-	-	23	21	2	2	3	-	-
WIS STATE UNIV RIVER FALLS	13	15	2	1	-	-	-	20	20	13	1	1	-	-
WIS STATE UNIV STEVENS PNT	16	4	-	-	-	-	-	71	37	11	4	4	-	-
WIS STATE UNIV SUPERIOR	5	4	-	-	-	-	-	102	46	13	6	6	-	-
WIS STATE UNIV WHITWATER	18	8	-	-	-	-	-	99	65	1	3	3	-	-
WYO UNIVERSITY OF WYOMING	12	8	-	-	-	-	-	127	127	33	21	21	-	-
U S U S AIR FORCE ACADEMY	17	-	-	-	-	-	-	105	78	34	25	25	-	-
P R COL OF THE SACRED HEART	-	16	-	-	-	-	-	51	71	7	3	3	-	-
P R INTER AMER U PR ALL CAM	13	16	-	-	-	-	-	12	12	4	4	-	-	-
P R U PUERTO RICO ALL CAMPUSES	31	87	2	-	-	-	-	9	8	-	-	-	-	-
GENERAL PSYCHOLOGY	16,314	12,283	1,941	850	836	247	-	-	-	-	-	-	-	-

TABLE 4.--BACHELOR'S, MASTER'S, AND DOCTOR'S DEGREES CONFERRED IN INSTITUTIONS OF HIGHER EDUCATION, BY SEX OF STUDENT, FIELD OF STUDY, STATE OR OTHER AREA, AND INSTITUTION: AGGREGATE UNITED STATES, 1968-69 --CONTINUED

FIELD OF STUDY, STATE OR OTHER AREA, AND INSTITUTION	BACHELOR'S DEGREES REQUIRING 4 OR 5 YEARS		MASTER'S DEGREES		DOCTOR'S DEGREES (PH.D., ED.D., ETC.)		BACHELOR'S DEGREES REQUIRING 4 OR 5 YEARS		MASTER'S DEGREES		DOCTOR'S DEGREES (PH.D., ED.D., ETC.)	
	2	3	4	5	6	7	2	3	4	5	6	7
	MEN	WOMEN	MEN	WOMEN	MEN	WOMEN	MEN	WOMEN	MEN	WOMEN	MEN	WOMEN
(CONTINUED)												
GENERAL PSYCHOLOGY												
CAL CLAREMONT MEN'S COLLEGE	6	-	2	2	-	4	-	4	-	-	-	-
CAL CLAREMONT UNIV CENTER	-	-	-	-	-	1	-	17	11	-	-	-
CAL PITZER COLLEGE	9	19	-	-	-	-	-	-	-	-	-	-
CAL POMONA COLLEGE	11	-	-	-	-	-	-	-	-	-	-	-
CAL SCRIPPS COLLEGE	4	-	-	-	-	-	-	16	12	-	-	-
CAL COL OF THE HOLY NAMES	-	-	-	-	-	-	-	-	-	-	-	-
CAL IMMACULATE HEART COLLEGE	7	-	-	-	-	-	-	26	-	-	-	-
CAL LA VERNE COLLEGE	2	6	-	-	-	-	-	13	12	-	-	-
CAL LOMA LINDA U ALL CAMPUSES	1	2	-	-	-	-	-	52	40	-	-	-
CAL LOYOLA UNIV OF LOS ANG	29	-	-	-	-	-	-	41	11	-	-	-
CAL MARYMOUNT COLLEGE	-	-	-	-	-	-	-	28	-	-	-	-
CAL MILLS COLLEGE	-	5	-	-	-	-	-	85	-	4	-	5
CAL MOUNT ST MARYS COLLEGE	8	19	-	-	-	-	-	27	5	2	-	8
CAL OCCIDENTAL COLLEGE	31	20	1	-	-	-	-	14	5	5	1	1
CAL PACIFIC COLLEGE	6	3	-	-	-	-	-	14	23	2	-	12
CAL PASADENA COLLEGE	3	-	-	-	-	-	-	10	11	3	-	11
CAL PEPPERDINE COLLEGE	8	21	27	11	-	-	-	1	3	-	-	-
CAL ST MARYS COL CALIFORNIA	7	-	-	-	-	-	-	29	-	-	-	-
CAL SAN FRANCISCO COL WOMEN	3	-	-	-	-	-	-	50	51	18	-	2
CAL STANFORD UNIVERSITY	102	70	6	1	16	-	-	24	31	10	-	2
CAL TAMHE PARADISE COLLEGE	1	-	-	-	-	-	-	-	27	-	-	-
CAL US INTERNATIONAL UNIV	6	3	-	-	-	-	-	-	21	-	-	-
CAL U OF CAL BERKELEY	171	166	-	-	-	-	-	-	-	-	-	-
CAL U OF CAL DAVIS	43	72	1	2	-	-	-	8	3	-	-	-
CAL U OF CAL IRVINE	15	-	1	-	-	-	-	10	-	-	-	-
CAL U OF CAL LOS ANGELES	244	217	26	21	31	10	-	3	3	-	-	-
CAL U OF CAL RIVERSIDE	30	18	2	-	5	-	-	12	9	-	-	-
CAL U OF CAL SAN DIEGO	4	1	-	-	-	-	-	17	17	18	6	10
CAL U OF CAL SANTA BARBARA	44	35	3	-	3	-	-	14	1	16	7	11
CAL U OF CAL SANTA CRUZ	51	59	-	-	-	-	-	72	45	10	3	-
CAL UNIVERSITY OF THE PACIFIC	5	5	-	-	-	-	-	35	18	-	-	-
CAL UNIVERSITY OF REDLANDS	16	33	-	-	-	-	-	9	4	7	2	3
CAL U SAN DIEGO COL FOR MEN	8	-	-	-	-	-	-	75	37	2	-	-
CAL U SAN DIEGO COL FOR WOMEN	2	-	-	-	-	-	-	14	6	-	-	-
CAL UNIV OF SAN FRANCISCO	36	26	-	-	-	-	-	14	14	-	-	-
CAL UNIVERSITY OF SANTA CLARA	15	8	-	-	-	-	-	1	5	-	-	-
CAL UNIV OF STARN CALIFORNIA	72	45	5	2	12	9	-	1	7	-	-	-
CAL WESTMONT COLLEGE	5	4	-	-	-	-	-	14	7	-	-	-
CAL WHITTIER COLLEGE	16	9	2	-	-	-	-	3	5	-	-	-
COLO ADAMS STATE COLLEGE	23	8	-	-	-	-	-	7	3	-	-	-
COLO COLORADO COLLEGE	4	10	-	-	-	-	-	28	31	2	4	2
COLO COLORADO STATE UNIVERSITY	56	32	11	3	12	-	-	7	23	-	-	-
COLO METROPOLITAN STATE COL	5	4	-	-	-	-	-	8	5	-	-	-
COLO SOUTHERN COLORADO ST COL	37	12	-	-	-	-	-	18	10	-	-	-
COLO TEMPLE BUELL COLLEGE	13	-	-	-	-	-	-	1	-	-	-	-
COLO UNIV COLO ALL CAMPUSES	62	75	9	8	13	3	-	27	24	3	4	-
COLO UNIVERSITY OF DENVER	15	18	6	6	5	-	-	-	3	-	-	-
COLO WYOMING STATE COL	10	7	-	-	-	-	-	11	5	-	-	-
CONN ALPERTUS WAPRUS COLLEGE	1	1	-	-	-	-	-	5	-	-	-	-
CONN CENTRAL CONN STATE COL	23	22	-	-	-	-	-	2	9	-	-	-
CONN CONNECTICUT COLLEGE	15	4	6	2	-	-	-	2	9	-	-	-
CONN EASTERN CONN STATE COL	3	4	-	-	-	-	-	3	6	-	-	-
CONN FAIRFIELD UNIVERSITY	16	-	-	-	-	-	-	9	8	-	-	-

TABLE 4.---BACHELOR'S, MASTER'S, AND DOCTOR'S DEGREES CONFERRED IN INSTITUTIONS OF HIGHER EDUCATION, BY SEX OF STUDENT, FIELD OF STUDY, STATE OR OTHER AREA, AND INSTITUTION: AGGREGATE UNITED STATES, 1968-69 --CONTINUED

FIELD OF STUDY, STATE OR OTHER AREA, AND INSTITUTION	BACHELOR'S DEGREES REQUIRING 4 OR 5 YEARS		MASTER'S DEGREES		DOCTOR'S DEGREES (PH.D., ED.D., ETC.)		BACHELOR'S DEGREES REQUIRING 4 OR 5 YEARS		MASTER'S DEGREES		DOCTOR'S DEGREES (PH.D., ED.D., ETC.)			
	1	2	3	4	5	6	7	1	2	3	4	5	6	7
	1	2	3	4	5	6	7	1	2	3	4	5	6	7
GENERAL PSYCHOLOGY														
GA PIEDMONT COLLEGE	2	1												
GA SHORTER COLLEGE	1													
GA SPELMAN COLLEGE	20													
GA UNIVERSITY OF GEORGIA	48	49		15	2	8	2							
GA VALDOSTA STATE COLLEGE	29	13												
GA WESLEYAN COLLEGE	6													
GA WEST GEORGIA COLLEGE	24	9		4										
HAWAII UNIV HAWAII MAIN CAMPUS	49	46		9	8	3	1							
IDA ROYSE STATE COLLEGE	4													
IDA COLLEGE OF IDAHO	4	3												
IDA IDAHO STATE UNIVERSITY	13	3												
IDA NORTHWEST NAZARENE COL	3	6												
IDA UNIVERSITY OF IDAHO	13	6		4	1									
ILL AUGUSTANA COLLEGE	13	7												
ILL AURORA COLLEGE	5	4												
ILL BARAT COL OF SACRED HEART	9													
ILL BLACKBURN COLLEGE	6	2												
ILL BRADLEY UNIVERSITY	25	11												
ILL CHICAGO STATE COLLEGE	1													
ILL COLLEGE OF ST FRANCIS	1	3												
ILL DEPAUL UNIVERSITY	22	14		9	1									
ILL EASTERN ILLINOIS UNIV	10	2												
ILL ELMHURST COLLEGE	72	11												
ILL GREENVILLE COLLEGE	2													
ILL ILLINOIS COLLEGE	8	16												
ILL ILLINOIS INST OF TECH	15	4		9	3	15	5							
ILL ILLINOIS STATE UNIVERSITY	29	6		7										
ILL ILLINOIS WESLEYAN UNIV	4	3												
ILL KNOX COLLEGE	7													
ILL LAKE FOREST COLLEGE	15	17												
ILL LEWIS COLLEGE	22													
ILL LOYOLA UNIVERSITY	115	41		1	2	4	3							
ILL MACMURRAY COLLEGE	8	13												
ILL MCKENDREE COLLEGE	7	3												
ILL MILLIKIN UNIVERSITY	5	5												
ILL MONMOUTH COLLEGE	8	7												
ILL MURDOCK COLLEGE	31													
ILL NORTH CENTRAL COLLEGE	4	4												
ILL NORTHEASTERN ILL ST COL	17	13												
ILL NORTHERN ILLINOIS UNIV	35	16		9	2									
ILL NORTH PARK COL & THEO SEM	14	21												
ILL NORTHWESTERN UNIVERSITY	44	23		8		9	3							
ILL QUINCY COLLEGE	19	5												
ILL ROCKFORD COLLEGE	4	3												
ILL ROOSEVELT UNIVERSITY	47	25		11	9									
ILL ST XAVIER COLLEGE	5													
ILL SOUTHERN ILL UNIV MAIN CAMPUS	67	22												
ILL ST PRN ILL U EDWARDSVL CAM	32	22		1	3									
ILL UNIVERSITY OF CHICAGO	24	22		2	2	9	5							
ILL UNIV OF ILL URBANA CAMPUS	142	116		31	8	28	7							
ILL UNIV ILL CHICAGO CIRCLE	69	77												
ILL WESTERN ILLINOIS UNIV	15	16		2	1									
ILL WHEATON COLLEGE	13	7												

TABLE 4.--BACHELOR'S, MASTER'S, AND DOCTOR'S DEGREES CONFERRED IN INSTITUTIONS OF HIGHER EDUCATION, BY SEX OF STUDENT, FIELD OF STUDY, STATE OR OTHER AREA, AND INSTITUTION: AGGREGATE UNITED STATES, 1962-59 --CONTINUED

FIELD OF STUDY, STATE OR OTHER AREA, AND INSTITUTION	BACHELOR'S DEGREES REQUIRING 4 OR 5 YEARS		MASTER'S DEGREES		DOCTOR'S DEGREES (PH.D., ED.D., ETC.)		BACHELOR'S DEGREES REQUIRING 4 OR 5 YEARS		MASTER'S DEGREES		DOCTOR'S DEGREES (PH.D., ED.D., ETC.)			
	1	2	3	4	5	6	7	1	2	3	4	5	6	7
	MEN	WOMEN	MEN	WOMEN	MEN	WOMEN	MEN	MEN	WOMEN	MEN	WOMEN	MEN	WOMEN	MEN
GENERAL PSYCHOLOGY														
KANS FORT HAYS KANS STATE COL	18	4	14	6	-	-	-	8	3	-	-	-	-	-
KANS FRIENDS UNIV	1	-	4	3	-	-	-	10	8	-	-	-	-	-
KANS KANS ST COL OF PITTSBURG	7	4	6	3	-	-	-	-	8	-	-	-	-	-
KANS KANS ST TECHS COL EMPORIA	32	11	21	21	-	-	-	-	19	-	-	-	-	-
KANS KANSAS ST U AG & APP SCT	30	10	12	1	6	-	-	26	7	3	2	3	2	2
KANS KANSAS WESLEYAN UNIV	2	1	-	-	-	-	-	-	12	-	-	-	-	-
KANS MARYMONT COLLEGE	1	11	-	-	-	-	-	7	15	-	-	-	-	-
KANS MCPHERSON COLLEGE	3	3	-	-	-	-	-	7	6	-	-	-	-	-
KANS MOUNT ST SCHOLASTICA COL	-	10	-	-	-	-	-	32	16	-	-	-	-	-
KANS OTTAWA UNIVERSITY	7	5	-	-	-	-	-	29	4	-	-	-	-	-
KANS ST BENEDICTS COLLEGE	7	-	-	-	-	-	-	98	75	8	5	11	2	2
KANS SOUTHWESTERN COLLEGE	4	2	-	-	-	-	-	12	16	-	-	-	-	-
KANS STERLING COLLEGE	14	7	-	-	-	-	-	10	4	-	-	-	-	-
KANS Tabor COLLEGE	1	-	-	-	-	-	-	34	12	-	-	-	-	-
KANS UNIVERSITY OF KANSAS	63	41	8	6	6	14	2	27	-	-	-	-	-	-
KANS WASHPURN UNIV OF TOPEKA	13	5	4	2	-	-	-	16	8	-	-	-	-	-
KANS WICHITA STATE UNIVERSITY	34	15	4	2	-	-	-	18	8	-	-	-	-	-
KY ASBURY COLLEGE	14	6	-	-	-	-	-	74	127	1	1	2	7	1
KY BELLARMINI-URSULIN ALL CAM	12	3	-	-	-	-	-	30	38	7	1	1	2	1
KY BREA COLLEGE	5	10	-	-	-	-	-	29	23	1	2	-	-	-
KY CATHOLIC UNIV OF KY	-	4	-	-	-	-	-	21	-	-	-	-	-	-
KY CENTRE COL OF KENTUCKY	6	5	-	-	-	-	-	8	-	-	-	-	-	-
KY ESTER KENTUCKY UNIVERSITY	20	4	-	-	-	-	-	15	2	-	-	-	-	-
KY GERBERTOWN COLLEGE	4	4	-	-	-	-	-	9	-	-	-	-	-	-
KY KENTUCKY SOUTHERN COLLEGE	2	5	-	-	-	-	-	10	6	-	-	-	-	-
KY MOREHEAD STATE UNIVERSITY	1	2	-	-	-	-	-	22	3	2	2	7	-	-
KY MURRAY STATE UNIVERSITY	16	7	1	1	1	-	-	8	-	-	-	-	-	-
KY THOMAS MORE COLLEGE	7	3	-	-	-	-	-	11	12	-	-	-	-	-
KY TRANSYLVANIA COLLEGE	8	9	-	-	-	-	-	5	7	-	-	-	-	-
KY UNIV KY MAIN CAMPUS	29	24	5	1	1	-	-	29	23	1	2	-	-	-
KY UNIVERSITY OF LOUISVILLE	17	10	-	-	-	-	-	21	-	-	-	-	-	-
KY WESTON KENTUCKY UNIVERSITY	19	15	-	-	-	-	-	8	-	-	-	-	-	-
LA CENTENARY COLLEGE	6	6	-	-	-	-	-	24	14	3	4	-	-	-
LA DELLAPD UNIVERSITY	3	5	-	-	-	-	-	69	-	-	-	-	-	-
LA FRANCIS T NICHOLLS ST COL	6	7	-	-	-	-	-	1	-	-	-	-	-	-
LA LOUISIANA COLLEGE	4	5	-	-	-	-	-	29	-	-	-	-	-	-
LA LOUISIANA POLY INSTITUTE	11	5	-	-	-	-	-	41	14	-	1	-	-	-
LA LA ST U BAYOU HOUSE	40	42	8	8	4	4	1	19	17	34	7	-	-	-
LA LA ST U NEW ORLEANS	13	9	-	-	-	-	-	21	6	-	-	-	-	-
LA LUYOLA UNIVERSITY	8	6	-	-	-	-	-	21	17	1	2	-	-	-
LA NINEST LOUISIANA ST COL	2	9	-	-	-	-	-	39	39	-	-	-	-	-
LA RICHMOND ST COL LOUISIANA	15	8	5	1	1	-	-	34	34	-	-	-	-	-
LA ST MARKS DOMINICAN COL	5	5	-	-	-	-	-	10	10	-	-	-	-	-
LA SOUTHERN LOUISIANA COL	8	2	-	-	-	-	-	8	2	-	-	-	-	-
LA SOUTHERN UNIV G A G W COL	10	12	-	-	-	-	-	6	6	-	-	-	-	-
LA TULANE UNIV OF LOUISIANA	57	29	8	1	1	9	1	13	10	-	-	-	-	-
LA UNIV SOUTHERN LOUISIANA	12	15	3	-	-	-	-	3	2	-	-	-	-	-
ME RATES COLLEGE	11	16	-	-	-	-	-	6	4	-	-	-	-	-
ME BOWDOLN COLLEGE	12	-	-	-	-	-	-	19	6	-	-	-	-	-
ME COLBY COLLEGE	12	9	-	-	-	-	-	48	6	12	3	-	-	-
ME MASSON COLLEGE	13	13	-	-	-	-	-	9	3	-	-	-	-	-
ME PICKER COLLEGE	3	3	-	-	-	-	-	30	3	-	-	-	-	-
ME UNIV MAINE ALL CAMPUSES	25	34	-	-	1	3	-	4	4	-	-	-	-	-
MD COL OF NOTRE DAME OF MD	-	15	-	-	-	-	-	-	-	-	-	-	-	-

TABLE 4.--BACHELOR'S, MASTER'S, AND DOCTOR'S DEGREES CONFERRED IN INSTITUTIONS OF HIGHER EDUCATION, BY SEX OF STUDENT, FIELD OF STUDY, STATE OR OTHER AREA, AND INSTITUTION: AGGREGATE UNITED STATES, 1968-69 --CONTINUED

FIELD OF STUDY, STATE OR OTHER AREA, AND INSTITUTION	BACHELOR'S DEGREES REQUIRING 4 OR 5 YEARS		MASTER'S DEGREES		DOCTOR'S DEGREES (PH.D., ED.D., ETC.)		BACHELOR'S DEGREES REQUIRING 4 OR 5 YEARS		MASTER'S DEGREES		DOCTOR'S DEGREES (PH.D., ED.D., ETC.)			
	(CONTINUED)						(CONTINUED)							
	1	2	3	4	5	6	7	1	2	3	4	5	6	7
GENERAL PSYCHOLOGY														
MICH GRAND VALLEY STATE COL	15	4												
MICH HILLSDALE COLLEGE	9	12												
MICH HOPE COLLEGE	24	10												
MICH KALAMAZOO COLLEGE	10	13												
MICH WARREN COLLEGE	1	12												
MICH MERCY COLLEGE OF DETROIT	1	8												
MICH MICHIGAN LUTHERAN COLLEGE	3	2												
MICH MICH ST UNIV ALL CAMPUSES	163	87		32	16	15	4							
MICH NORTHERN MICHIGAN UNIV	7	6		1	1									
MICH OKLAND UNIVERSITY	22	18		2										
MICH OLIVET COLLEGE	11	6												
MICH OMNOSO COLLEGE	3	2												
MICH SAGINAW VALLEY COLLEGE	3	5												
MICH SPRING ARBOR COLLEGE	1	1												
MICH UNIVERSITY OF DETROIT	36	17		14	3									
MICH UNIVERSITY OF MICHIGAN	151	177		37	18	26	8							
MICH WAYNE STATE UNIVERSITY	144	38		17	7	17	5							
MICH WESTERN MICHIGAN UNIV	68	28		43	4									
MINN AUGSBURG COLLEGE	7	5												
MINN BENEDICT STATE COLLEGE	8	3												
MINN BETHEL COLLEGE & SEMINARY	17	4												
MINN CARLETON COLLEGE	6	10												
MINN COLLEGE OF ST CATHARINE		6												
MINN COLLEGE OF ST SCHOLASTICA		4												
MINN COLLEGE OF ST TERESA		2												
MINN COLLEGE OF ST THOMAS	15													
MINN CONCORDIA COL MOORHEAD	15	3												
MINN GUSTAVUS ADOLPHUS COLLEGE	18	6												
MINN HAMLINE UNIVERSITY	5	24												
MINN MACALESTER COLLEGE	5	16												
MINN MANKATO STATE COLLEGE	35	12												
MINN MOORHEAD STATE COLLEGE	17	3												
MINN ST CLOUD STATE COLLEGE	24	10		3										
MINN ST JOHNS UNIVERSITY	27													
MINN ST MARYS COLLEGE	27													
MINN ST OLAF COLLEGE	13	22												
MINN U OF MINN DULUTH	14	9												
MINN U OF MINN DWIGHT ST PAUL	168	75		18	9	22	3							
MINN U OF MINN MORRIS	5	2												
MINN WINONA STATE COLLEGE	3	2												
MISS BLUE MOUNTAIN COLLEGE	2	7												
MISS MILLSAPS COLLEGE	10	7												
MISS MISSISSIPPI COLLEGE	13	1												
MISS STATE COL FOR WOMEN		9												
MISS MISSISSIPPI STATE UNIV	11	6												
MISS UNIV MISS MA IN CAMPUS	18	4		2	1	1								
MISS UNIV OF SHRN MISSISSIPPI	25	7		10										
MISS WILLIAM CAREY COLLEGE	3													
MO CENTRAL METHODIST COLLEGE	6	5												
MO CENTRAL MO ST COL ALL CAM	19	5		2	2									
MO CULVER STOCKTON COLLEGE	5	5												
MO DRURY COLLEGE	14	4												
MO EVANGEL COLLEGE	4	1												
MO FAIRBACH DICKENS U ALL CAM	82	48			20									
MO J MONMOUTH COLLEGE	19	9												
MO J MONCLAIR STATE COLLEGE														
MO J NEWARK STATE COLLEGE														
MO J PRINCETON UNIVERSITY	23													

TABLE 4.---BACHELOR'S, MASTER'S, AND DOCTOR'S DEGREES CONFERRED IN INSTITUTIONS OF HIGHER EDUCATION, BY SEX OF STUDENT, FIELD OF STUDY, STATE OR OTHER AREA, AND INSTITUTION: AGGREGATE UNITED STATES, 1968-69 --CONTINUED

FIELD OF STUDY, STATE OR OTHER AREA, AND INSTITUTION	BACHELOR'S DEGREES REQUIRING 4 OR 5 YEARS		MASTER'S DEGREES		DOCTOR'S DEGREES (PH.D., ED.D., ETC.)		BACHELOR'S DEGREES REQUIRING 4 OR 5 YEARS		MASTER'S DEGREES		DOCTOR'S DEGREES (PH.D., ED.D., ETC.)			
	1	2	3	4	5	6	7	1	2	3	4	5	6	7
	MEN	WOMEN	MEN	WOMEN	MEN	WOMEN	MEN	MEN	WOMEN	MEN	WOMEN	MEN	WOMEN	MEN
(CONTINUED)														
GENERAL PSYCHOLOGY														
N C QUEENS COLLEGE	28													
N C ST ANDREWS PRESSBY COL	11													
N C SALEM COLLEGE	5													
N C SHAW UNIVERSITY	6													
N C ST U RALEIGH MAIN CAMP	12	8	1	1	1	1								
N C UNIV OF NC AT CHAPEL HILL	48	6	1	1	1	1								
N C UNIV OF N C AT CHARLOTTE	5	7												
N C UNIV OF N C AT GREENSBORO	1	21												
N C WAKE FOREST UNIVERSITY	35	22												
N C WESTERN CAROLINA UNIV	22	15												
N D JAMESTOWN COLLEGE	6													
N D MINDT STATE COLLEGE	2													
N D NORTH DAKOTA STATE UNIV	10	7												
N D UNIV N DAK MAIN CAMPUS	17	9												
OHIO ANTIOCH COL MAIN CAMPUS	22	17												
OHIO ASHLAND COLLEGE	19	10												
OHIO BALDWIN-WALLACE COLLEGE	7	17												
OHIO BUEFTON COLLEGE	4	1												
OHIO BOWLING GRN ST U ALL CAMP	25	14												
OHIO CAPITAL UNIVERSITY	10	2												
OHIO CASE WESTERN RESERVE UNIV	58	57												
OHIO CLEVELAND COLLEGE	2	1												
OHIO CENTRAL STATE UNIVERSITY	6	12												
OHIO CLEVELAND STATE UNIV	29	16												
OHIO COLLEGE OF STEUBENVILLE	6	6												
OHIO COLLEGE OF WOOSTER	12	15												
OHIO DEPTANCE COLLEGE	3													
OHIO DENISON UNIVERSITY	7	9												
OHIO FINDLAY COLLEGE	8	4												
OHIO HEIDELBERG COLLEGE	6	1												
OHIO HIRAM COLLEGE	8	11												
OHIO JOHN CARROLL UNIVERSITY	90	6												
OHIO KENT ST UNIV MAIN CAMPUS	44	18												
OHIO KENYON COLLEGE	8													
OHIO LAKE ERIE COLLEGE	1	13												
OHIO MALONE COLLEGE	1	2												
OHIO MARIETTA COLLEGE	1	1												
OHIO MARY MANSE COLLEGE		2												
OHIO MIAMI UNIV ALL CAMPUSES	40	41												
OHIO MOUNT UNION COLLEGE	5	5												
OHIO MUSKINGHAM COLLEGE	17	3												
OHIO OBERLIN COLLEGE	16	19												
OHIO OHIO DOMINICAN COL	5	2												
OHIO OHIO ATHAN U ALL CAMPUSES	16	3												
OHIO OHIO ST UNIV ALL CAMPUSES	116	69												
OHIO OHIO UNIV ALL CAMPUSES	46	25												
OHIO OHIO WESLEYAN UNIVERSITY	16	10												
OHIO OTTAWA UNIV	9	5												
OHIO OUR LADY OF GINGIN COL		45												
OHIO UNIVERSITY OF AKRON	21	8												
OHIO U CINCINNATI MAIN CAMPUS	54	27												
OHIO UNIVERSITY OF DAYTON	37	53												
OHIO WESTERN COLLEGE FOR WOMEN		9												
OHIO WILBERFORCE UNIVERSITY	4	10												

497



TABLE 4.--BACHELOR'S, MASTER'S, AND DOCTOR'S DEGREES CONFERRED IN INSTITUTIONS OF HIGHER EDUCATION, BY SEX OF STUDENT, FIELD OF STUDY, STATE OR OTHER AREA, AND INSTITUTION: AGGREGATE UNITED STATES, 1968-69 --CONTINUED

FIELD OF STUDY, STATE OR OTHER AREA, AND INSTITUTION	BACHELOR'S DEGREES REQUIRING 4 OR 5 YEARS		MASTER'S DEGREES		DOCTOR'S DEGREES (PH.D., ED.D., ETC.)		BACHELOR'S DEGREES REQUIRING 4 OR 5 YEARS		MASTER'S DEGREES		DOCTOR'S DEGREES (PH.D., ED.D., ETC.)	
	MFN	WFN	MFN	WFN	MFN	WFN	MFN	WFN	MFN	WFN	MFN	WFN
	2	3	4	5	6	7	2	3	4	5	6	7
(CONTINUED)												
GENERAL PSYCHOLOGY												
PA GROVE CITY COLLEGE	14	5	-	-	-	-	-	10	18	2	3	-
PA HAVERTY COLLEGE	5	-	-	-	-	-	6	1	-	-	-	-
PA HOLY FAMILY COLLEGE	-	13	-	-	-	-	15	12	-	-	-	-
PA INDIANA U OF PA ALL CAMP	18	4	-	-	-	-	8	12	-	-	-	-
PA JUNIATA COLLEGE	4	2	-	-	-	-	53	39	7	2	6	3
PA LAFAYETTE COLLEGE	17	-	-	-	-	-	27	23	-	-	-	-
PA LA SALLE COLLEGE	44	-	-	-	-	-	10	6	-	-	-	-
PA LERAMON VALLEY COLLEGE	10	6	-	-	-	-	8	3	-	-	-	-
PA LEHIGH UNIVERSITY	12	-	2	-	2	-	2	-	-	-	-	-
PA LINCOLN UNIVERSITY	10	1	-	-	-	-	10	7	-	-	-	-
PA LYCOMING COLLEGE	18	19	-	-	-	-	10	7	11	1	6	-
PA MARYWOOD COLLEGE	-	6	-	2	-	-	3	1	-	-	-	-
PA MDRAVIAN COL MAIN CAMPUS	14	9	-	-	-	-	3	7	-	-	-	-
PA MOUNT MERCY COLLEGE	-	61	-	-	-	-	13	9	-	-	-	-
PA MUILENBERG COLLEGE	33	34	-	-	-	-	2	1	-	-	-	-
PA BLOOMSBURG STATE COLLEGE	2	-	-	-	-	-	15	3	-	-	-	-
PA CALIFORNIA STATE COLLEGE	17	6	-	-	-	-	13	7	-	-	-	-
PA CLARION ST COL MAIN CAMP	5	7	-	-	-	-	17	4	6	1	4	-
PA EAST STRONGSBURG ST COL	1	3	-	-	-	-	-	16	-	-	-	-
PA EDINBURGH STATE COLLEGE	2	1	-	-	-	-	3	11	8	4	5	4
PA KUTZTOWN STATE COLLEGE	5	2	-	-	-	-	4	4	-	-	-	-
PA MANSFIELD STATE COLLEGE	3	1	-	-	-	-	3	1	-	-	-	-
PA SLIPPERY ROCK STATE COL	10	7	-	-	-	-	3	1	-	-	-	-
PA PENN ST UNIV ALL CAMPUSES	131	86	15	6	8	2	7	2	-	-	-	-
PA POINT PARK COLLEGE	25	5	-	-	-	-	5	8	-	-	-	-
PA ROSEMONT COLLEGE	-	17	-	-	-	-	28	24	5	9	3	-
PA ST JOSEPH COLLEGE	25	-	-	-	-	-	9	7	7	7	-	-
PA ST VINCENT COLLEGE	15	-	-	-	-	-	16	27	-	-	-	-
PA SETON HILL COLLEGE	45	-	-	-	-	-	-	3	-	-	-	-
PA SUSQUEHANNA UNIVERSITY	12	10	-	-	-	-	28	19	-	-	-	-
PA SHARPTON COLLEGE	4	13	-	-	-	-	11	21	2	-	-	-
PA TEMPLE UNIVERSITY	109	43	105	52	6	4	15	4	-	-	-	-
PA THIEL COLLEGE	16	15	-	-	-	-	7	5	-	-	-	-
PA UNIV PITTSBG ALL CAMPUSES	-	-	4	-	7	2	1	1	-	-	-	-
PA UNIVERSITY OF SCRANTON	43	-	-	-	-	-	5	-	-	-	-	-
PA URSDINUS COLLEGE	10	11	-	-	-	-	13	51	19	3	13	-
PA VILLANOVA UNIVERSITY	35	1	8	-	-	-	61	51	19	3	13	-
PA WASHINGTON JEFFERSON COL	22	-	-	-	-	-	36	30	16	3	12	5
PA WAYNESBURG COLLEGE	12	6	-	-	-	-	29	20	-	-	-	-
PA WESTMINSTER COLLEGE	6	2	-	-	-	-	10	8	-	-	-	-
PA WILKES COLLEGE	17	9	-	-	-	-	25	13	2	2	1	-
PA WILSON COLLEGE	-	14	-	-	-	-	-	1	-	-	-	-
R I BARRINGTON COLLEGE	13	8	-	-	-	-	43	12	9	4	-	-
R I BROWN UNIVERSITY	28	15	-	-	-	-	6	2	-	-	-	-
R I PROVIDENCE COLLEGE	9	-	-	-	-	-	2	1	-	-	-	-
R I RHODE ISLAND COLLEGE	2	3	-	-	-	-	3	1	-	-	-	-
R I UNIV R I ALL CAMPUSES	13	35	8	9	-	-	-	1	-	-	-	-
S C BAPTIST COL OF CHARLESTON	3	3	-	-	-	-	5	5	-	-	-	-
S C CENTRAL WESLEYAN COLLEGE	5	4	-	-	-	-	12	7	-	-	-	-
S C COLUMBIA COLLEGE	1	1	-	-	-	-	82	37	-	-	-	-
S C CONVERSE COLLEGE	-	15	-	-	-	-	1	9	-	-	-	-
S C ERSKINE COLLEGE	10	10	-	-	-	-	1	4	-	-	-	-

TABLE 4. -- BACHELOR'S, MASTER'S, AND DOCTOR'S DEGREES CONFERRED IN INSTITUTIONS OF HIGHER EDUCATION, BY SEX OF STUDENT, FIELD OF STUDY, STATE OR OTHER AREA, AND INSTITUTION: AGGREGATE UNITED STATES, 1968-69 -- CONTINUED

STATE OR OTHER AREA, AND INSTITUTION	BACHELOR'S DEGREES REQUIRING 4 OR 5 YEARS		MASTER'S DEGREES		DOCTOR'S DEGREES (PH.D., ED.D., ETC.)		FIELD OF STUDY, STATE OR OTHER AREA, AND INSTITUTION	BACHELOR'S DEGREES REQUIRING 4 OR 5 YEARS		MASTER'S DEGREES		DOCTOR'S DEGREES (PH.D., ED.D., ETC.)			
	1	2	3	4	5	6		7	1	2	3	4	5	6	7
	Men	Women	Men	Women	Men	Women		Men	Women	Men	Women	Men	Women	Men	Women
TEX ST MARYS UNIVERSITY	23	2	14	1	1	1	1	GENERAL PSYCHOLOGY	30	21	5	3	1	1	
TEX SAM HOUSTON STATE COL	1	2	1	1	1	1	1	VA VA COMMONWEALTH UNIV ALL CAMP	34	2	2	3	1	1	
TEX SOUTHERN METHODIST UNIV	17	18	2	1	1	1	1	VA VA VIRGINIA POLY INSTITUTE	3	7	1	1	1	1	
TEX SOUTHWESTERN UNIVERSITY	6	3	1	1	1	1	1	VA VA STATE COL MAIN CAMPUS	3	2	1	1	1	1	
TEX STEPHEN F AUSTIN ST COL	16	5	6	1	1	1	1	VA VA STATE COL NORFOLK DIV	7	1	1	1	1	1	
TEX TEXAS A & I UNIVERSITY	20	4	2	1	1	1	1	VA WASHINGTON & LEE UNIV	58	47	2	3	1	1	
TEX TEXAS A & M UNIVERSITY	28	3	3	4	4	4	4	WASH CENTRAL WASHINGTON ST COL	43	11	13	8	1	1	
TEX TEXAS CHRISTIAN UNIV	21	8	3	4	3	3	3	WASH EASTERN WASHINGTON ST COL	17	16	1	1	1	1	
TEX TEX TECH UNIV	4	1	1	1	1	1	1	WASH GONZAGA UNIVERSITY	12	4	1	1	1	1	
TEX TEXAS SOUTHERN UNIV	12	17	1	1	1	1	1	WASH PACIFIC LUTHERAN UNIV	23	24	1	1	1	1	
TEX TEXAS TECHNOLOGICAL COL	39	25	16	6	6	6	6	WASH SEATTLE PACIFIC COLLEGE	14	5	1	1	1	1	
TEX TEXAS WESLEYAN COLLEGE	6	1	1	1	1	1	1	WASH UNIV OF PUGET SOUND	57	33	9	2	1	1	
TEX TEXAS WOMANS UNIVERSITY	7	7	2	2	2	2	2	WASH UNIVERSITY OF WASHINGTON	54	19	5	3	1	1	
TEX TRINITY UNIVERSITY	6	12	7	2	2	2	2	WASH WESTERN WASHINGTON ST COL	24	21	3	1	1	1	
TEX UNIVERSITY OF HOUSTON	142	54	7	15	15	15	15	WASH WHITTIAN COLLEGE	4	6	4	1	1	1	
TEX UNIVERSITY OF ST THOMAS	2	1	1	1	1	1	1	WASH WHITWORTH COLLEGE	4	4	1	1	1	1	
TEX UNIV OF TEX AT ARLINGTON	24	11	10	3	3	3	3	W VA ALDERSON BROADDUS COLLEGE	4	7	1	1	1	1	
TEX UNIV TEXAS AT AUSTIN	113	70	12	4	4	4	4	W VA BETHANY COLLEGE	4	3	1	1	1	1	
TEX UNIV OF TEXAS AT EL PASO	26	8	12	4	4	4	4	W VA GONCORD COLLEGE	5	2	1	1	1	1	
TEX WAYLAND BAPTIST COLLEGE	1	4	1	1	1	1	1	W VA DAVIS & ELKINS COLLEGE	14	7	1	1	1	1	
TEX WEST TEXAS STATE UNIV	7	1	1	1	1	1	1	W VA FAIRMONT STATE COLLEGE	5	4	1	1	1	1	
UTAH WILEY COLLEGE	1	1	1	1	1	1	1	W VA MARSHALL UNIV ALL CAMPUSES	9	9	2	1	1	1	
UTAH BRIGHAM YOUNG UNIVERSITY	99	34	9	4	4	4	4	W VA MORRIS HANEY COLLEGE	9	5	1	1	1	1	
UTAH COLLEGE OF SOUTHERN UTAH	8	1	1	1	1	1	1	W VA WEST VIRGINIA STATE COL	5	5	1	1	1	1	
UTAH UNIV OF UTAH	71	20	10	3	3	3	3	W VA W VA UNIV ALL CAMPUSES	27	30	22	3	7	7	
UTAH WEBER STATE COLLEGE	25	8	1	1	1	1	1	W VA W VIRGINIA WESLEYAN COL	7	9	1	1	1	1	
UTAH WESTMINSTER COLLEGE	1	4	1	1	1	1	1	W VA WHIFLING COLLEGE	14	13	1	1	1	1	
VT RENNINGTON COLLEGE	1	7	1	1	1	1	1	WIS WIS HELDIT COLLEGE	5	15	1	1	1	1	
VT CASTLETON STATE COLLEGE	2	1	1	1	1	1	1	WIS WIS CARROLL COLLEGE	6	1	1	1	1	1	
VT GODDARD COLLEGE	6	7	1	1	1	1	1	WIS WIS CARTHAGE COLLEGE	9	5	1	1	1	1	
VT MIDDLEBURY COLLEGE	9	5	1	1	1	1	1	WIS WIS LAWRENCE UNIV MAIN CAMPUS	15	9	1	1	1	1	
VT UNIV OF VT & ST AGRIC COL	31	17	6	2	2	2	2	WIS WIS MARIAN COL OF FOND DU LAC	1	1	1	1	1	1	
VT WINDHAM COLLEGE	16	9	1	1	1	1	1	WIS WIS MARQUETTE U ALL CAMPUSES	59	59	1	1	1	1	
VA BRIDGEWATER COLLEGE	1	4	1	1	1	1	1	WIS WIS NORTHLAND COLLEGE	1	1	1	1	1	1	
VA COL W & MARY MAIN CAMPUS	14	16	1	2	2	2	2	WIS WIS RIPON COLLEGE	15	7	1	1	1	1	
VA EASTERN MICHIGAN COLLEGE	7	2	1	1	1	1	1	WIS WIS ST NORBERT COLLEGE	4	6	1	1	1	1	
VA EKOP & HENRY COLLEGE	3	9	1	1	1	1	1	WIS WIS U OF WIS MADISON	106	124	106	124	106	124	
VA HAMPTON UNIVERSITY	11	13	3	3	3	3	3	WIS WIS U OF WIS MILWAUKEE	36	11	9	4	1	1	
VA HOLLINS COLLEGE	4	13	1	1	1	1	1	WIS WIS STOUT ST UNIV MAIN CAMPUS	14	2	1	1	1	1	
VA LONGWOOD COLLEGE	5	7	1	1	1	1	1	WIS WIS ST STATE UNIV FAU CLATRE	19	9	1	1	1	1	
VA LYNCHEBURG COLLEGE	3	7	1	1	1	1	1	WIS WIS ST STATE UNIV LA CROSSE	19	12	1	1	1	1	
VA MADISON COLLEGE	7	6	1	1	1	1	1	WIS WIS ST STATE UNIV OSHKOSH	35	21	1	1	1	1	
VA MARY BALDWIN COLLEGE	26	33	1	1	1	1	1	WIS WIS ST STATE UNIV PLATVH MAIN CAM	15	5	1	1	1	1	
VA OLD DOMINION COLLEGE	48	33	1	1	1	1	1	WIS WIS ST STATE UNIV RIVER FALLS	13	15	1	1	1	1	
VA RANDOLF COLLEGE	18	1	1	1	1	1	1	WIS WIS ST STATE UNIV STEVENS PNT	16	4	1	1	1	1	
VA RANDOLPH MACON COLLEGE	23	15	1	1	1	1	1	WIS WIS ST STATE UNIV SUPERIOR	5	4	1	1	1	1	
VA RANDOLPH MACON WOMANS COL	22	34	1	1	1	1	1	WIS WIS ST STATE UNIV WHITEWATER	18	8	1	1	1	1	
VA SHEET BRIAR COLLEGE	4	4	1	1	1	1	1	WIS WIS UNIVERSITY OF WYOMING	12	8	1	1	1	1	
VA UNIVERSITY OF RICHMOND	38	21	6	6	6	6	6	WIS WIS U S AIR FORCE ACADEMY	17	16	1	1	1	1	
VA UNIV OF VA MARY WASH COL	38	38	1	1	1	1	1	WIS WIS COL OF THE SACRED HEART	6	11	1	1	1	1	
VA UNIV VIRGINIA MAIN CAMPUS	80	1	4	2	2	2	2	WIS WIS INTER AMER U PR ALL CAM	31	87	2	2	2	2	
								WIS WIS U PUERTO RICO ALL CAMPUSES	38	32	109	35	107	34	
								CLINICAL PSYCHOLOGY							

TABLE 4.---BACHELOR'S, MASTER'S, AND DOCTOR'S DEGREES CONFERRED IN INSTITUTIONS OF HIGHER EDUCATION, BY SEX OF STUDENT, FIELD OF STUDY, STATE OR OTHER AREA, AND INSTITUTION: AGGREGATE UNITED STATES, 1968-69 --CONTINUED

FIELD OF STUDY, STATE OR OTHER AREA, AND INSTITUTION	BACHELOR'S DEGREES REQUIRING 4 OR 5 YEARS		MASTER'S DEGREES		DOCTOR'S DEGREES (P.H.D., ED.D., ETC.)		BACHELOR'S DEGREES REQUIRING 4 OR 5 YEARS (CONTINUED)		MASTER'S DEGREES		DOCTOR'S DEGREES (P.H.D., ED.D., ETC.)			
	1	2	3	4	5	6	7	1	2	3	4	5	6	7
	1	2	3	4	5	6	7	1	2	3	4	5	6	7
CLINICAL PSYCHOLOGY								(CONTINUED)						
CAL FULLER THEOL SEMINARY				5		1		ILL ILLINOIS STATE UNIVERSITY			10	7		
CAL PEPPERDINE COLLEGE				1				ILL LOYOLA UNIVERSITY			4			
CONN UNIV CONN ALL CAMPUSES				3		2		ILL SOUTHRN ILL U MAIN CAMPUS			17	2		
GA EMORY UNIV ALL CAMPUSES				2		2		IND BALL STATE UNIVERSITY			2	1		
ILL BRADLEY UNIVERSITY				6		6		KANS UNIVERSITY OF KANSAS			39	15		
ILL DEPAUL UNIVERSITY			5					MASS ASSUMPTION COLLEGE			3			
ILL LOYOLA UNIVERSITY				6		1		MASS BOSTON COLLEGE						
IND INDIANA UNIV ALL CAMPUSES						6		MASS BOSTON UNIVERSITY			2	2		
KY UNIV KY MAIN CAMPUS						9		MASS SPRINGFIELD COLLEGE			70	27		
KY UNIVERSITY OF LOUISVILLE				3		1		N J FAIRLGH DICKNSN U ALL CAM			6	7		
LA LA ST U BATON ROUGE								N Y COLUMBIA UNIV TCHRS COL			12	14		
ME UNIV MAINE ALL CAMPUSES				4				N Y IONA COLLEGE			57	14		
MASS BOSTON UNIVERSITY				1		2		OHIO MIAMI UNIV ALL CAMPUSES				4		
MASS CLARK UNIVERSITY				8		5		PA INDIANA U OF PA ALL CAM			9	1		
MASS HARVARD UNIVERSITY						6		PA UNIVERSITY OF SCRANTON			4	1		
MASS SIMMONS COLLEGE			22					TENN GEORGE PEABODY COL TCHRS				1		
HIGH WAYNE STATE UNIVERSITY				2				TEX TEXAS A & T UNIVERSITY				1		
MINN U OF MINN HMPLS ST PAUL						1		SOCIAL PSYCHOLOGY		95	19	4	64	13
MONT UNIVERSITY OF MONTANA						1		CAL CLAREMONT UNIV CENTER				1		
N Y ADELPHI UNIVERSITY						9		CAL U OF CAL LOS ANGELES			2	4		
N Y CUNY GRADUATE CENTER								CAL U OF CAL SANTA BARBARA			4			
N Y COLUMBIA UNIV TCHRS COL				5		5		COLC ADAMS STATE COLLEGE			1			
N Y NEW YORK UNIVERSITY								CONN UNIV CONN ALL CAMPUSES			1	1		
N Y ST JOHNS UNIVERSITY				7		6		FLA FLORIDA PRESBYTERIAN COL					2	1
N Y SYRACUSE U MAIN CAMPUS								FLA UNIVERSITY OF FLORIDA						
N Y SYRACUSE U ALL CAMPUSES				1		2		ILL LOYOLA UNIVERSITY		55	58			
N Y YESHIVA UNIVERSITY				1		2		ILL ROOSEVELT UNIVERSITY			3			
N C DUKE UNIVERSITY				7		7		IND HANOVER COLLEGE						
N C FAST CAROLINA U ALL CAM								IOWA MIDWESTERN COLLEGE						
N D UNIV N DAK MAIN CAMPUS								MD COLUMBIA UNIV COLLEGE						
OHIO OHIO UNIV ALL CAMPUSES						2		MASS BOSTON UNIVERSITY				1		
OHIO U CINCINNATI MAIN CAMPUS								MASS HARVARD UNIVERSITY					8	
OHIO UNIVERSITY OF PORTLAND								HIGH UNIVERSITY OF MICHIGAN						4
PA TEMPLE UNIVERSITY						6		IND CULVER STOCKTON COLLEGE						
S C UNIV S C ALL CAMPUSES								MO UNIV MISSOURI AT KANS CITY			4	3		
TENN GEORGE PEABODY COL TCHRS						1		NEV UNIVERSITY OF NEVADA			1	1		
TEX NORTH TEXAS STATE UNIV				37		3		N Y CONY GRADUATE CENTER			4	9		
TEX TEXAS TECHNOLOGICAL COL								N Y COLUMBIA UNIV TCHRS COL					3	3
TEX UNIVERSITY OF HOUSTON						2		N Y CORNELL UNIV ALL CAMPUSES						
UTAH BRIGHAM YOUNG UNIVERSITY								N Y NEW YORK UNIVERSITY						1
UTAH UNIV OF UTAH								N Y SYRACUSE U MAIN CAMPUS						1
VA VA COMMONWEALTH UNIV ALL CAM						9		N Y YESHIVA UNIVERSITY						4
WIS MARQUETTE U ALL CAMPUSES				8		3		N C DUKE UNIVERSITY				2		
COUNSELING AND GUIDANCE				261	117	12	4	OHIO UNIVERSITY OF TOLEDO						
ALA SAMFORD UNIVERSITY								OREG GEORGE FOX COLLEGE			12	10		
ALAS U OF ALAS ALL CAMPUSES				4				OREG WARREN PACIFIC COLLEGE			1			
CAL JOHN F KENNEDY UNIV				2				PA PENN STATE UNIVERSITY						3
COLO ADAMS STATE COLLEGE				4				TEX TEXAS TECHNOLOGICAL COL						1
D C AMERICAN UNIVERSITY				6				UTAH BRIGHAM YOUNG UNIVERSITY						
ILL DEPAUL UNIVERSITY				1		3		VT SODDARD COLLEGE			7	7		
ILL GEORGE WILLIAMS COLLEGE								REHABILITATION COUNSELOR TRAINING						
ILL ILLINOIS INST OF TECH				1		1		ALA AURIUM UNIV			1	1		

INSTITUTIONS OF HIGHER EDUCATION, BY SEX OF STUDENT, FIELD OF STUDY, STATE OR OTHER AREA, AND INSTITUTION: AGGREGATE UNITED STATES, 1968-69 --CONTINUED

FIELD OF STUDY, STATE OR OTHER AREA, AND INSTITUTION	BACHELOR'S DEGREES REQUIRING 4 OR 5 YEARS		MASTER'S DEGREES		DOCTOR'S DEGREES (PH.D., ED.D., ETC.)		BACHELOR'S DEGREES REQUIRING 4 OR 5 YEARS		MASTER'S DEGREES		DOCTOR'S DEGREES (PH.D., ED.D., ETC.)		
	MEN	WOMEN	MEN	WOMEN	MEN	WOMEN	MEN	WOMEN	MEN	WOMEN	MEN	WOMEN	
1	2	3	4	5	6	7	1	2	3	4	5	6	7
REHABILITATION COUNSELOR TRAINING	(CONTINUED)							(CONTINUED)					
FLA UNIVERSITY OF FLORIDA	-	-	10	11	-	-	-	1	-	-	-	-	-
ILL ILLINOIS INST OF TECH	-	-	8	7	-	-	-	-	-	16	5	12	2
LA UNIV STATEMNT LOUISIANA	-	-	1	-	-	-	-	-	-	-	-	-	-
MINN MANKATO STATE COLLEGE	-	-	8	1	-	-	-	5	4	8	1	2	1
OHIO U CINCINNATI MAIN CAMPUS	-	-	5	2	-	-	-	-	-	-	-	-	-
VA VA COMMONWLTN UNIV ALL CAM	-	-	20	15	-	-	-	-	-	-	-	-	-
W VA W VA UNIV ALL CAMPUSES	-	-	1	1	-	-	-	39	66	35	11	29	5
EDUCATIONAL PSYCHOLOGY	18	19	102	173	32	11	-	-	-	-	-	-	-
ARIZ NORTHERN ARIZONA UNIV	-	-	1	-	-	-	-	-	-	-	-	4	1
DEL UNIVERSITY OF DELAWARE	-	-	1	-	1	2	-	-	-	2	-	5	-
GA UNIVERSITY OF GEORGIA	-	-	7	3	2	-	76	50	18	5	17	1	-
ILL DEPAUL UNIVERSITY	-	-	4	3	-	-	6	22	-	-	-	-	-
MASS BOSTON UNIVERSITY	-	-	3	3	-	-	-	-	-	-	-	-	-
MASS EMERSON COLLEGE	1	3	-	-	-	-	-	-	2	1	-	-	-
MICH WAYNE STATE UNIVERSITY	-	-	11	22	5	2	-	-	1	-	-	-	-
MISS UNIV OF STERN MISSISSIPPI	-	-	-	-	2	-	-	-	-	-	-	2	-
N Y CORNELL UNIV ALL CAMPUSES	-	-	-	-	1	1	-	-	-	1	-	-	-
N Y ST BONAVENTURE UNIVERSITY	-	-	4	2	-	-	-	-	-	-	-	-	-
OHIO BOHILING GRN ST U ALL CAM	-	-	-	-	-	-	-	-	-	5	1	-	-
OHIO CANTON UNIV MAIN CAMPUS	-	-	4	8	1	-	-	-	-	28	42	6	9
OHIO WYOMING UNIV ALL CAMPUSES	-	-	6	4	-	-	-	-	-	-	-	4	-
OHIO UNIVERSITY OF TOLEDO	-	-	-	-	-	-	6	-	-	-	-	-	-
OKLA OKLA ST UNIV MAIN CAMPUS	-	-	-	-	3	1	-	-	-	-	-	-	-
OREG GEORGE FOX COLLEGE	1	1	-	-	-	-	-	-	-	1	2	-	-
PA WILLETSVILLE STATE COL	-	-	5	1	-	-	-	-	-	3	1	-	-
PA TEMPLE UNIVERSITY	-	-	30	104	7	4	-	-	-	2	1	-	-
PA UNIV OF PENNSYLVANIA	-	-	2	3	1	1	-	8	10	-	-	-	-
PA UNIVERSITY OF SCRANTON	-	-	4	2	-	-	-	-	-	-	-	-	-
R I BARRINGTON COLLEGE	2	5	-	-	-	-	-	-	-	4	-	-	-
S C UNIV S C ALL CAMPUSES	-	-	-	-	-	-	-	-	-	2	1	1	-
TENNA GEORGE PEARDY COL TCHRS	-	-	1	-	2	-	-	35	19	12	2	2	2
TEX UNIVERSITY OF HOUSTON	-	-	-	-	1	-	95	88	-	-	-	7	1
UTAH UTAH ST UNIV MAIN CAMPUS	14	7	13	4	7	-	-	-	-	-	-	7	3
VT GODDARD COLLEGE	-	-	-	-	-	-	-	-	-	2	1	-	-
VA RADFORD COLLEGE	-	-	1	-	-	-	-	-	-	-	-	-	-
VA UNIV VIRGINIA MAIN CAMPUS	-	-	4	7	-	-	6	1	-	-	-	-	-
WASH CENTRAL WASHINGTON ST COL	-	-	2	3	-	-	-	-	-	7	-	-	-
WIS WIS STATE UNIV RIVER FALLS	-	-	2	1	-	-	-	-	-	4	-	-	-
PSYCHOLOGY, ALL OTHER FIELDS	311	287	201	110	164	47	-	-	-	-	-	5	-
CAL SAN JOSE STATE COLLEGE	16	14	-	-	-	-	3	193	3	3	-	-	-
CAL CLAREMONT UNIV CENTER	-	-	1	-	3	-	-	11	-	-	-	-	-
CAL SCRIPPS COLLEGE	-	-	1	-	-	-	-	6	-	-	-	-	-
CAL PACIFIC UNION COLLEGE	4	4	6	2	14	6	-	14	3	3	-	-	-
CAL U OF CAL BERKELEY	-	-	-	-	-	-	-	16	-	-	-	-	-
CAL U OF CAL SANTA BARBARA	1	-	-	-	-	-	-	6	-	-	-	-	-
CAL UNIVERSITY OF THE PACIFIC	-	-	3	-	-	-	-	14	-	-	-	-	-
CONN SOUTHERN CONN STATE COL	-	-	-	-	-	-	-	16	-	-	-	-	-
CONN UNIV CONN ALL CAMPUSES	1	-	4	5	3	3	-	6	-	-	-	-	-
FLA ST LED COLLEGE	-	-	-	-	-	-	-	6	-	-	-	-	-
GA INST TECH MAIN CAMPUS	-	-	-	-	1	1	-	10	-	-	-	-	-
IDA UNIVERSITY OF IDAHO	-	-	8	-	-	-	-	11	-	-	-	-	-
ILL CHICAGO STATE COLLEGE	-	-	3	3	-	-	-	-	-	-	-	-	-

TABLE 4.--BACHELOR'S, MASTER'S, AND DOCTOR'S DEGREES CONFERRED IN INSTITUTIONS OF HIGHER EDUCATION, BY SEX OF STUDENT, FIELD OF STUDY, STATE OR OTHER AREA, AND INSTITUTION: AGGREGATE UNITED STATES, 1968-69 --CONTINUED

FIELD OF STUDY, STATE OR OTHER AREA, AND INSTITUTION	BACHELOR'S DEGREES REQUIRING 4 OR 5 YEARS		MASTER'S DEGREES		DOCTOR'S DEGREES (PH.D., ED.D., ETC.)		BACHELOR'S DEGREES REQUIRING 4 OR 5 YEARS		MASTER'S DEGREES		DOCTOR'S DEGREES (PH.D., ED.D., ETC.)	
	2	3	4	5	6	7	2	3	4	5	6	7
	MEN	WOMEN	MEN	WOMEN	MEN	WOMEN	MEN	WOMEN	MEN	WOMEN	MEN	WOMEN
RECORDS MANAGEMENT	(CONTINUED)											
MO ST LOUIS U ALL CAMPUSES	1	6	-	-	-	-	-	-	-	-	-	-
MONT CARROLL COLLEGE	-	5	-	-	-	-	-	-	-	-	-	-
NERR COLLEGE OF ST MARY	-	13	-	-	-	-	-	-	-	-	-	-
N H COLBY JR COL FOR WOMEN	-	2	-	-	-	-	-	-	-	-	-	-
N Y O YOUVILLE COLLEGE	-	2	-	-	-	-	-	-	-	-	-	-
N Y ROSARY HILL COLLEGE	-	2	-	-	-	-	-	-	-	-	-	-
TEX DOMINICAN COLLEGE	-	4	-	-	-	-	-	-	-	-	-	-
TEX INCARNATE WORD COLLEGE	-	5	-	-	-	-	-	-	-	-	-	-
WASH SEATTLE UNIVERSITY	-	9	-	-	-	-	-	-	-	-	-	-
WASH WHITWORTH COLLEGE	-	7	-	-	-	-	-	-	-	-	-	-
WIS VITERBO COLLEGE	-	10	-	-	-	-	-	-	-	-	-	-
RELIGION, TOTAL	3,605	1,671	2,161	723	325	21	-	-	-	-	-	-
ALA ATHENS COLLEGE	3	-	-	-	-	-	-	-	-	-	-	-
ALA BIRMINGHAM SOUTHERN COL	2	-	-	-	-	-	-	-	-	-	-	-
ALA HUNTINGTON COLLEGE	1	-	-	-	-	-	-	-	-	-	-	-
ALA JORDSON COLLEGE	-	1	-	-	-	-	-	-	-	-	-	-
ALA MOBILE COLLEGE	6	-	-	-	-	-	-	-	-	-	-	-
ALA CANTWOOD COLLEGE	11	1	-	-	-	-	-	-	-	-	-	-
ALA SAMPSON UNIVERSITY	35	3	1	-	-	-	-	-	-	-	-	-
ALA SELMA UNIVERSITY	6	-	-	-	-	-	-	-	-	-	-	-
ALA SOUTHEASTERN BIBLE COL	16	4	-	-	-	-	-	-	-	-	-	-
ALA SOUTHEASTERN BIBLE COL	1	-	-	-	-	-	-	-	-	-	-	-
ALAS ALASKA METHODIST UNIV	1	-	-	-	-	-	-	-	-	-	-	-
ARIZ GRAND CANYON COLLEGE	3	-	-	-	-	-	-	-	-	-	-	-
ARIZ SOUTHWESTERN COLLEGE	3	-	-	-	-	-	-	-	-	-	-	-
ARK ARKANSAS COLLEGE	1	-	-	-	-	-	-	-	-	-	-	-
ARK COLLEGE OF THE OZARKS	2	2	-	-	-	-	-	-	-	-	-	-
ARK HARDING COL MAIN CAMPUS	49	-	-	-	-	-	-	-	-	-	-	-
ARK HARDING COL SCH RIBLE TENN	-	29	-	-	-	-	-	-	-	-	-	-
ARK HENDRIX COLLEGE	4	4	-	-	-	-	-	-	-	-	-	-
ARK JOHN ABRON UNIVERSITY	4	1	-	-	-	-	-	-	-	-	-	-
ARK OKMACHITA BAPTIST UNIV	20	-	1	-	-	-	-	-	-	-	-	-
ARK PHILADELPH SMITH COLLEGE	2	-	-	-	-	-	-	-	-	-	-	-
ARK ARIZONA PACIFIC COLLEGE	29	6	-	-	-	-	-	-	-	-	-	-
CAL BERKELEY BAPTIST DIV SCH	-	2	3	-	-	-	-	-	-	-	-	-
CAL BETHANY BIBLE COLLEGE	31	19	-	-	-	-	-	-	-	-	-	-
CAL BIOLA COLLEGE	40	15	9	4	-	-	-	-	-	-	-	-
CAL CHAPMAN COLLEGE	13	6	-	-	-	-	-	-	-	-	-	-
CAL CALIFORNIA BAPTIST COL	10	-	-	-	-	-	-	-	-	-	-	-
CAL CALIF BAPTIST THEOL SEM	-	27	-	-	-	-	-	-	-	-	-	-
CAL CALIFORNIA LUTHERAN COL	3	3	-	-	-	-	-	-	-	-	-	-
CAL CHAPMAN COLLEGE	7	1	-	-	-	-	-	-	-	-	-	-
CAL CHURCH DIV SCH OF PACIFIC	1	-	3	-	-	-	-	-	-	-	-	-
CAL CLAREMONT MENS COLLEGE	1	-	-	-	-	-	-	-	-	-	-	-
CAL CLAREMONT UNIV CENTER	-	6	-	-	-	-	-	-	-	-	-	-
CAL CONCORDIA COLLEGE	-	3	-	-	-	-	-	-	-	-	-	-
CAL SCRIPPS COLLEGE	-	2	-	-	-	-	-	-	-	-	-	-
CAL COL OF THE HOLY NAMES	1	-	-	-	-	-	-	-	-	-	-	-
CAL FULLER THEOL SEMINARY	-	10	2	-	-	-	-	-	-	-	-	-
CAL GOLDEN GATE BAPT THEOL SEM	-	10	2	-	-	-	-	-	-	-	-	-
CAL GRADUATE THEOL UNION	-	3	2	-	-	-	-	-	-	-	-	-
CAL LAMARCOL OF HEART COLLEGE	-	1	1	-	-	-	-	-	-	-	-	-

(CONTINUED)

RELIGION, TOTAL

(CONTINUED)

TABLE 4.--BACHELOR'S, MASTER'S, AND DOCTOR'S DEGREES CONFERRED IN INSTITUTIONS OF HIGHER EDUCATION BY SEX OF STUDENT, FIELD OF STUDY, STATE OR OTHER AREA, AND INSTITUTION: AGGREGATE UNITED STATES, 1968-69.—CONTINUED

FIELD OF STUDY, STATE OR OTHER AREA, AND INSTITUTION	BACHELOR'S DEGREES REQUIRING 4 OR 5 YEARS		MASTER'S DEGREES		DOCTOR'S DEGREES (PH.D., ED.D., ETC.)		BACHELOR'S DEGREES REQUIRING 4 OR 5 YEARS		MASTER'S DEGREES		DOCTOR'S DEGREES (PH.D., ED.D., ETC.)			
	1	2	3	4	5	6	7	1	2	3	4	5	6	7
	MEN	WOMEN	MEN	WOMEN	MEN	WOMEN	MEN	MEN	WOMEN	MEN	WOMEN	MEN	WOMEN	MEN
RELIGION, TOTAL	2	2	2	2	2	2	2	49	2	3	4	5	6	7
FLA RETHUME COOKMAN COLLEGE	2	2						18	1					
FLA FLORIDA MEMORIAL COLLEGE	2	2						5	4					
FLA FLORIDA PRESBYTERIAN COL	1	2						6	9					
FLA FLORIDA SOUTHERN COLLEGE	1	6						1	2					
FLA SEM OF ST VINCENT DE PAUL	1	6						1	1					
FLA SOUTHEASTERN BIBLE COL	25	6						3	2					
FLA FLORIDA A & M UNIVERSITY	1	6						8	4					
FLA FLORIDA STATE UNIVERSITY	7	6						14	11					
FLA UNIVERSITY OF FLORIDA	2	1						9	7					
FLA STEVENSON UNIVERSITY	4	1						26	11					
FLA UNIVERSITY OF MIAMI	4	1						9	7					
GA AGNES SCOTT COLLEGE	2	4						9	1					
GA ATLANTA CHRISTIAN COLLEGE	22	10						9	1					
GA CLARK COLLEGE	1	1						17	1					
GA COLUMBIA THEOLOGICAL SEM	1	1						1	1					
GA COWENANT COLLEGE	3	3						3	8					
GA EMORY UNIV ALL CAMPUSES	1	3						8	4					
GA LA GRANGE COLLEGE	3	1						6	1					
GA MERCER UNIV ALL CAMPUSES	3	2						25	19					
GA MORRIS BROWN COLLEGE	1	2						1	1					
GA NORTHWESTERN COLLEGE	1	1						1	1					
GA TIFT COLLEGE	1	1						6	6					
GA TRICCOA FALLS INSTITUTE	20	15						1	1					
GA WESLEYAN COLLEGE	1	3						1	1					
HAWA UNIV HAWAII MAIN CAMPUS	1	1						1	1					
IDA COLLEGE OF IDAHO	1	1						6	2					
IDA NORTHWEST NAZARENE COL	20	1						6	2					
ILL AQUINAS INST PHIL & THEOL	1	1						21	2					
ILL AUGUSTANA COLLEGE	1	2						6	2					
ILL AURORA COLLEGE	7	1						2	9					
ILL BARAT COL OF SACRED HEART	1	1						1	1					
ILL BETHANY THEOLOGICAL SEM	1	1						1	1					
ILL BRADLEY UNIVERSITY	2	1						1	22					
ILL CHICAGO THEOLOGICAL SEM	1	1						15	9					
ILL COLLEGE OF ST FRANCIS	1	1						7	49					
ILL ELMHURST COLLEGE	1	1						9	28					
ILL EVANGELICAL THEOL SEM	1	3						4	1					
ILL GARRETT THEOL SEMINARY	1	1						3	3					
ILL GREENVILLE COLLEGE	1	1						2	1					
ILL ILLINOIS WESLEYAN UNIV	12	4						1	1					
ILL LAKE FOREST COLLEGE	1	1						24	9					
ILL LEWIS COLLEGE	1	1						1	1					
ILL LINCOLN CHRISTIAN COLLEGE	56	32						2	2					
ILL LOYOLA UNIVERSITY	14	11						5	2					
ILL LUTH SCH THEOL AT CHICAGO	9	9						10	2					
ILL MCCORMICK THEOLOGICAL SEM	1	1						3	1					
ILL M'ADVILLE THEOL SCHOOL	1	1						2	1					
ILL MILLIKIN UNIVERSITY	2	2						2	1					
ILL MOODY BIBLE INSTITUTE	17	5						5	4					
ILL MUNDELEIN COLLEGE	5	5						14	12					
ILL NORTH CENTRAL COLLEGE	1	1						2	1					
ILL NORTHERN BAPT THEOL SEM	1	1						2	2					
ILL NORTHWESTERN UNIVERSITY	5	1						5	3					
ILL WESTMAR COLLEGE	1	1						7	1					
ILL WILLIAM PENN COLLEGE	1	1						1	1					



TABLE 4.--BACHELOR'S, MASTER'S, AND DOCTOR'S DEGREES CONFERRED IN INSTITUTIONS OF HIGHER EDUCATION, BY SEX OF STUDENT, FIELD OF STUDY, STATE OR OTHER AREA, AND INSTITUTION: AGGREGATE UNITED STATES, 1968-69 --CONTINUED

FIELD OF STUDY, STATE OR OTHER AREA, AND INSTITUTION	BACHELOR'S DEGREES REQUIRING 4 OR 5 YEARS		MASTER'S DEGREES		DOCTOR'S DEGREES (PH.D., ED.D., ETC.)		BACHELOR'S DEGREES REQUIRING 4 OR 5 YEARS		MASTER'S DEGREES		DOCTOR'S DEGREES (PH.D., ED.D., ETC.)			
	1	2	3	4	5	6	7	1	2	3	4	5	6	7
	MEN	WOMEN	MEN	WOMEN	MEN	WOMEN	MEN	MEN	WOMEN	MEN	WOMEN	MEN	WOMEN	MEN
(CONTINUED)														
RELIGION, TOTAL														
KANS BAKER UNIVERSITY	1	-	-	-	-	-	-	-	-	-	-	-	-	-
KANS BETHANY COLLEGE	3	-	-	-	-	-	-	-	-	-	-	-	-	-
KANS CENTRAL BAPT THEOL SEM	-	-	-	1	1	-	-	-	-	-	-	-	-	-
KANS FRIENDS BIBLE COLLEGE	6	1	1	-	-	-	-	-	-	-	-	-	-	-
KANS FRIENDS UNIVERSITY	2	1	1	-	-	-	-	-	-	-	-	-	-	-
KANS MANHATTAN BIBLE COLLEGE	7	4	4	-	-	-	-	-	-	-	-	-	-	-
KANS MARYMOUNT COLLEGE	1	4	4	-	-	-	-	-	-	-	-	-	-	-
KANS MCPHERSON COLLEGE	4	-	-	-	-	-	-	-	-	-	-	-	-	-
KANS MILTONWALE MESSEYAN COL	5	-	-	-	-	-	-	-	-	-	-	-	-	-
KANS MOUNT ST SCHOLASTICA COL	6	-	-	-	-	-	-	-	-	-	-	-	-	-
KANS OTTAWA UNIVERSITY	1	-	-	-	-	-	-	-	-	-	-	-	-	-
KANS ST BENEDICTS COLLEGE	1	-	-	-	-	-	-	-	-	-	-	-	-	-
KANS SOUTHWESTERN COLLEGE	2	-	-	-	-	-	-	-	-	-	-	-	-	-
KANS STERLING COLLEGE	3	2	2	-	-	-	-	-	-	-	-	-	-	-
KANS TABOR COLLEGE	1	-	-	-	-	-	-	-	-	-	-	-	-	-
KANS WICHITA STATE UNIVERSITY	1	1	1	-	-	-	-	-	-	-	-	-	-	-
KY ASBURY COLLEGE	7	11	11	-	-	-	-	-	-	-	-	-	-	-
KY ASBURY THEOLOGICAL SEM	-	-	-	9	7	7	7	-	-	-	-	-	-	-
KY BELLARMIN-URSULIN ALL CAM	1	1	1	-	-	-	-	-	-	-	-	-	-	-
KY BEEFA COLLEGE	1	2	2	-	-	-	-	-	-	-	-	-	-	-
KY CAMPBELLVILLE COLLEGE	1	1	1	-	-	-	-	-	-	-	-	-	-	-
KY CATHERINE SPALDING COL	2	2	2	-	-	-	-	-	-	-	-	-	-	-
KY CENTRE COL OF KENTUCKY	1	-	-	-	-	-	-	-	-	-	-	-	-	-
KY CUMBERLAND COLLEGE	4	-	-	-	-	-	-	-	-	-	-	-	-	-
KY GEORGETOWN COLLEGE	1	-	-	-	-	-	-	-	-	-	-	-	-	-
KY KENTUCKY CHRISTIAN COL	23	7	7	-	-	-	-	-	-	-	-	-	-	-
KY KENTUCKY SOUTHERN COLLEGE	1	-	-	-	-	-	-	-	-	-	-	-	-	-
KY LEXINGTON THEOL SEM	1	-	-	2	1	1	1	-	-	-	-	-	-	-
KY LOUISV PRESS THEOL SEM	-	-	-	3	-	-	-	-	-	-	-	-	-	-
KY SOUTHERN BAPTIST THEOL SEM	-	-	-	40	27	27	27	-	-	-	-	-	-	-
KY TRANSYLVANIA COLLEGE	1	1	1	-	-	-	-	-	-	-	-	-	-	-
KY UNION COLLEGE	2	-	-	-	-	-	-	-	-	-	-	-	-	-
LA CENTINARY COLLEGE	3	1	1	-	-	-	-	-	-	-	-	-	-	-
LA LOUISIANA COLLEGE	6	-	-	-	-	-	-	-	-	-	-	-	-	-
LA NEW ORLEANS BAPT THEOL SEM	-	-	-	-	-	-	-	-	-	-	-	-	-	-
LA NOTRE DAME SEMINARY	18	-	-	3	15	12	12	1	1	1	1	1	1	1
LA ST MARYS DOMINICAN COL	-	-	-	-	-	-	-	-	-	-	-	-	-	-
ME BANGOR THEOLOGICAL SEM	14	1	1	-	-	-	-	-	-	-	-	-	-	-
ME BATES COLLEGE	3	1	1	-	-	-	-	-	-	-	-	-	-	-
ME BROWN COLLEGE	4	-	-	-	-	-	-	-	-	-	-	-	-	-
ME ST FRANCIS COLLEGE	1	-	-	-	-	-	-	-	-	-	-	-	-	-
MD COLUMBIA UNION COLLEGE	24	-	-	-	-	-	-	-	-	-	-	-	-	-
MD GONICHER COLLEGE	-	3	3	-	-	-	-	-	-	-	-	-	-	-
MD HOCO COLLEGE	-	3	3	-	-	-	-	-	-	-	-	-	-	-
MD MER ISRAEL RABBINICAL COL	12	-	-	3	7	7	7	-	-	-	-	-	-	-
MD ST MARYS SEM & U MAIN CAM	-	-	-	7	8	8	8	-	-	-	-	-	-	-
MD WOODSTOCK COLLEGE	-	7	7	-	-	-	-	-	-	-	-	-	-	-
MASS AMHERST COLLEGE	-	-	-	-	-	-	-	-	-	-	-	-	-	-
MASS ANDOVER NEWTON THEOL SCH	-	-	-	34	5	5	5	-	-	-	-	-	-	-
MASS ASSUMPTION COLLEGE	-	-	-	3	-	-	-	-	-	-	-	-	-	-
MASS ATLANTIC UNION COLLEGE	17	1	1	-	-	-	-	-	-	-	-	-	-	-
MASS BERKSHIRE CHRISTIAN COL	10	2	2	-	-	-	-	-	-	-	-	-	-	-
MASS BOSTON COLLEGE	1	-	-	-	4	4	4	-	-	-	-	-	-	-

TABLE 4.--BACHELORS', MASTERS', AND DOCTOR'S DEGREES CONFERRED IN INSTITUTIONS OF HIGHER EDUCATION, BY SEX OF STUDENT, FIELD OF STUDY, STATE OR OTHER AREA, AND INSTITUTION: AGGREGATE UNITED STATES, 1968-69 --CONTINUED

FIELD OF STUDY, STATE OR OTHER AREA, AND INSTITUTION	BACHELORS' DEGREES REQUIRING 4 OR 5 YEARS		MASTERS' DEGREES		DOCTOR'S DEGREES (PH.D., ED.D., ETC.)		BACHELORS' DEGREES REQUIRING 4 OR 5 YEARS		MASTERS' DEGREES		DOCTOR'S DEGREES (PH.D., ED.D., ETC.)	
	2	3	4	5	6	7	2	3	4	5	6	7
	MEN	WOMEN	MEN	WOMEN	MEN	WOMEN	MEN	WOMEN	MEN	WOMEN	MEN	WOMEN
RELIGION, TOTAL	1	1	1	1	1	1	1	1	1	1	1	1
MISS TOUHALOO COLLEGE	1	1	1	1	1	1	1	1	1	1	1	1
MISS WHITWORTH COLLEGE	1	1	1	1	1	1	1	1	1	1	1	1
MISS WILLIAM CARRY COLLEGE	18	3	1	1	1	1	1	1	1	1	1	1
NO CALVARY BIBLE COLLEGE	45	21	4	1	1	1	1	1	1	1	1	1
NO CENTRAL BIBLE COLLEGE	76	51	2	1	1	1	1	1	1	1	1	1
NO CENTRAL METHODIST COLLEGE	3	2	1	1	1	1	1	1	1	1	1	1
NO CONCORDIA SEMINARY	6	3	26	4	5	1	1	1	1	1	1	1
NO COLVPR STOCKTON COLLEGE	1	1	1	1	1	1	1	1	1	1	1	1
NO DORRY COLLEGE	1	1	43	3	1	1	1	1	1	1	1	1
NO EDNA THEOLOGICAL SEMINARY	8	1	8	1	1	1	1	1	1	1	1	1
NO EVANGEL COLLEGE	1	1	1	1	1	1	1	1	1	1	1	1
NO IMMAC CONCEPTION SEMINARY	1	1	1	1	1	1	1	1	1	1	1	1
NO LINDENWOOD COLLEGE	1	1	1	1	1	1	1	1	1	1	1	1
NO MIDWESTERN BAPT THEOL SEM	1	1	13	1	1	1	1	1	1	1	1	1
NO MISSOURI SCH OF RELIGION	3	1	2	1	1	1	1	1	1	1	1	1
NO MISSOURI VALLEY COLLEGE	1	1	1	1	1	1	1	1	1	1	1	1
NO NOTRE DAME COLLEGE	17	1	24	1	1	1	1	1	1	1	1	1
NO ST LOUIS U ALL CAMPUSES	3	12	5	3	1	1	1	1	1	1	1	1
NO ST PAULS SCH OF THEOLOGY	36	1	1	1	1	1	1	1	1	1	1	1
NO SOUTHWEST BAPTIST COLLEGE	5	1	1	1	1	1	1	1	1	1	1	1
NO TARKIO COLLEGE	1	1	1	1	1	1	1	1	1	1	1	1
NO WASHINGTON UNIVERSITY	1	12	1	13	1	1	1	1	1	1	1	1
NO WEBSTER COLLEGE	3	1	1	1	1	1	1	1	1	1	1	1
NO WESTMINSTER COLLEGE	1	1	1	1	1	1	1	1	1	1	1	1
NO WILLIAM JEWELL COLLEGE	1	1	1	1	1	1	1	1	1	1	1	1
NO WILLIAM WOODS COLLEGE	18	5	1	1	1	1	1	1	1	1	1	1
NEBR CONCORDIA TEACHERS COL	1	2	1	1	1	1	1	1	1	1	1	1
NEBR CREIGHTON UNIVERSITY	2	2	1	1	1	1	1	1	1	1	1	1
NEBR DANA COLLEGE	2	1	1	1	1	1	1	1	1	1	1	1
NEBR GRACE BIBLE INSTITUTE	22	24	1	1	1	1	1	1	1	1	1	1
NEBR HASTINGS COLLEGE	1	1	1	1	1	1	1	1	1	1	1	1
NEBR NEBRASKA WESLEYAN UNIV	2	1	1	1	1	1	1	1	1	1	1	1
NEBR PLATTE VALLEY BIBLE COLL	6	1	1	1	1	1	1	1	1	1	1	1
NEBR UNION COLLEGE	18	2	1	1	1	1	1	1	1	1	1	1
N H BARTHOLOM COLLEGE	10	1	1	1	1	1	1	1	1	1	1	1
N H NOTRE DAME COLLEGE	1	1	1	1	1	1	1	1	1	1	1	1
N J ALDORFIELD COLLEGE	2	2	1	1	1	1	1	1	1	1	1	1
N J DREW UNIVERSITY	3	7	3	3	3	2	2	2	2	2	2	2
N J IMMACULATE CONCEPTION SEM	12	1	1	1	1	1	1	1	1	1	1	1
N J NORTHEASTERN COL BIBLE INST	21	11	1	1	1	1	1	1	1	1	1	1
N J PRINCETON THEOLOGICAL SEM	25	1	84	15	7	2	2	2	2	2	2	2
N J PRINCETON UNIVERSITY	1	3	1	1	1	1	1	1	1	1	1	1
N J RUTGERS THE ST U ALL CAM	1	3	4	1	1	1	1	1	1	1	1	1
N J ST MICHAELS PASSIONIST MON	2	2	1	1	1	1	1	1	1	1	1	1
N J ST PETERS COLLEGE	2	1	1	1	1	1	1	1	1	1	1	1
N J SHELTON COLLEGE	1	1	1	1	1	1	1	1	1	1	1	1
N M UPSALA COLLEGE	1	3	7	1	1	1	1	1	1	1	1	1
N M EASTERN NEW MEX U ALL CAM	1	1	1	1	1	1	1	1	1	1	1	1
N M UNIV OF ALBUQUERQUE	1	1	1	1	1	1	1	1	1	1	1	1
N Y BARD COLLEGE	1	1	1	1	1	1	1	1	1	1	1	1
N Y BETH MEDRASH GOVORA	1	1	1	1	1	1	1	1	1	1	1	1
N Y CAPUCHIN THEOLOGICAL SEM	1	1	1	1	1	1	1	1	1	1	1	1
N Y COLGATE ROCHESTER DIV SCH	1	1	1	1	1	1	1	1	1	1	1	1



TABLE 4.--BACHELOR'S, MASTER'S, AND DOCTOR'S DEGREES CONFERRED IN INSTITUTIONS OF HIGHER EDUCATION, BY SEX OF STUDENT, FIELD OF STUDY, STATE OR OTHER AREA, AND INSTITUTION: AGGREGATE UNITED STATES, 1965-69--CONTINUED

Table with columns for BACHELOR'S DEGREES (MEN, WOMEN), MASTER'S DEGREES (MEN, WOMEN), DOCTOR'S DEGREES (MEN, WOMEN), FIELD OF STUDY, STATE OR OTHER AREA, AND INSTITUTION, and RELIGION, TOTAL. Includes rows for various institutions like N C ST ANDREWS PRESBY COL, N C SALEM COLLEGE, N C SHAW UNIVERSITY, etc.

TABLE 4. -- DOCTORAL, MASTER'S, AND BACHELOR'S DEGREES CONFERRED IN INSTITUTIONS OF HIGHER EDUCATION, BY SEX OF STUDENT, FIELD OF STUDY, STATE OR OTHER AREA, AND INSTITUTION: AGGREGATE UNITED STATES: 1968-69 --CONTINUED

FIELD OF STUDY, STATE OR OTHER AREA, AND INSTITUTION	BACHELOR'S DEGREES REQUIRING 4 OR 5 YEARS		MASTER'S DEGREES		DOCTOR'S DEGREES (PH.D., ED.D., ETC.)		RELIGION, TOTAL
	Men	Women	Men	Women	Men	Women	
	2	3	4	5	6	7	
(CONTINUED)							
S C BAPTIST COL OF CHARLESTON	10	1	-	-	-	-	TEX MICHERSY COLLEGE
S C CENTRAL WESLEYAN COLLEGE	13	1	-	-	-	-	TEX OUR LADY OF THE LAKE COL
S C COCKER COLLEGE FOR WOMEN	-	1	-	-	-	-	TEX PAUL QUINN COLLEGE
S C COLUMBIA BIBLE COLLEGE	28	24	2	3	-	-	TEX ST MARY'S UNIVERSITY
S C COLUMBIA COLLEGE	4	4	-	-	-	-	TEX SOUTHERN METHODIST UNIV
S C CONVERSE COLLEGE	-	13	-	-	-	-	TEX SOUTHWESTERN ASSEMB GDN COL
S C BRSKINE COLLEGE	4	-	-	-	-	-	TEX SOUTHWESTERN UNION COL
S C FUPMAN UNIVERSITY	6	1	-	-	-	-	TEX SOUTHWESTERN UNIVERSITY
S C LIMESTONE COLLEGE	1	1	-	-	-	-	TEX TEXAS CHRISTIAN UNIV
S C LUTHERAN THECL SOUTHW SEM	-	3	-	-	-	-	TEX TEX LUTH COL MAIN CAMPUS
S C MORRIS COLLEGE	5	3	-	-	-	-	TEX TEXAS WESLEYAN COLLEGE
S C NEWBERRY COLLEGE	6	3	-	-	-	-	TEX TRINITY UNIVERSITY
S C PRESBYTERIAN COLLEGE	12	1	-	-	-	-	TEX UNIV OF COPPUS CHRISTI
S C HOFFORD COLLEGE	1	1	-	-	-	-	TEX UNIVERSITY OF DALLAS
S D DAKOTA WESLEYAN UNIV	1	1	-	-	-	-	TEX UNIVERSITY OF ST THOMAS
S D HURON COLLEGE	3	2	-	-	-	-	TEX WAYLAND BAPTIST COLLEGE
S D ST LOUIS FALLS COLLEGE	1	1	-	-	-	-	UTAH BRIGHAM YOUNG UNIVERSITY
S D YANXTON COLLEGE	1	1	-	-	-	-	VT MARLBORO COLLEGE
TENN BELMONT COLLEGE	6	4	-	-	-	-	VT MIDDLBURY COLLEGE
TENN CARSON MEMMAN COLLEGE	19	4	-	-	-	-	VT NORWICH UNIVERSITY
TENN CHRISTIAN BROTHERS COL	12	-	-	-	-	-	VT ST MICHAELS COLLEGE
TENN DAVID LIPSCOMB COLLEGE	32	-	-	-	-	-	VA ARIDGEWATER COLLEGE
TENN FISK UNIVERSITY	2	-	-	-	-	-	VA FASTERN MENCNITE COLLEGE
TENN FREE WILL BAPT BIBLE COL	24	10	-	-	-	-	VA EMORY & HENRY COLLEGE
TENN LAMBETH COLLEGE	3	1	-	-	-	-	VA HAMPTON SYDNEY COLLEGE
TENN LANE COLLEGE	1	1	-	-	-	-	VA HOLLINS COLLEGE
TENN LEE COLLEGE	21	4	-	-	-	-	VA LYNCHBURG COLLEGE
TENN MARYVILLE COLLEGE	4	4	-	-	-	-	VA MARY BALDWIN COLLEGE
TENN MILLIGAN COLLEGE INC	10	1	-	-	-	-	VA PRESBYTERIAN SCH CHRIS ED
TENN SCARRITT COLLEGE	3	4	15	14	-	-	VA RANDOLPH MACON COLLEGE
TENN SOUTHERN MISSIONARY COL	27	2	-	-	-	-	VA RANDOLPH MACON WOMANS COL
TENN SOUTHWESTERN AT MEMPHIS	6	4	-	-	-	-	VA SHERIDAN COLLEGE
TENN TENNESSEE TEMPLE COLLEGE	36	4	-	-	-	-	VA UNION THEOLOGICAL SEM
TENN TENN WESLEYAN COLLEGE	3	1	-	-	-	-	VA UNIVERSITY OF RICHMOND
TENN TREVECCA NAZARENE COLLEGE	28	2	-	-	-	-	VA UNIV VIRGINIA MAIN CAMPUS
TENN UNION UNIVERSITY	10	1	-	-	-	-	WASH FT WRIGHT COL HOLY NAMES
TENN UNIV OF TENN ALL CAMPUSES	1	1	7	-	-	-	WASH GONZAGA UNIVERSITY
TENN VANDERBILT UNIVERSITY	-	-	3	-	16	-	WASH NORTHWEST COLLEGE
TENN WM JERNINGS BRYAN COLLEGE	5	5	-	-	-	-	WASH PACIFIC LUTHERAN UNIV
TEX ABILENE CHRISTIAN COLLEGE	49	2	17	-	-	-	WASH SEATTLE PACIFIC COLLEGE
TEX AUSTIN COLLEGE	2	-	2	-	-	-	WASH UNIV OF PUGET SOUND
TEX AUSTIN PRESB THEOL SEM	-	-	2	-	-	-	WASH WALLA WALLA COLLEGE
TEX BAYLOR UNIV MAIN CAMPUS	40	1	2	-	-	-	WASH WHITWORTH COLLEGE
TEX BISHOP COLLEGE	6	1	-	-	-	-	W VA APPALACHIAN BIBLE INST
TEX DALLAS THEOLOGICAL SEM	-	66	-	-	9	-	W VA RETHANY COLLEGE
TEX EAST TEXAS BAPTIST COL	11	-	1	-	-	-	W VA DAVIS & ELKINS COLLEGE
TEX EPISCOPAL THEOL SEM OF SW	-	-	1	-	-	-	W VA MARSHALL UNIV ALL CAMPUSES
TEX GULF COAST BIBLE COLLEGE	19	3	-	-	-	-	W VA SALEM COLLEGE ALL CAMPUS
TEX HARDIN SIMMONS UNIVERSITY	31	5	-	-	-	-	W VA W VIRGINIA WESLEYAN COL
TEX HOUSTON BAPTIST COLLEGE	1	1	-	-	-	-	W VA WHEELING COLLEGE
TEX HOWARD PAYNE COLLEGE	25	1	-	-	-	-	
TEX LETOURNEAU COLLEGE	8	-	-	-	-	-	



TABLE 4.—BACHELOR'S, MASTER'S, AND DOCTOR'S DEGREES CONFERRED IN INSTITUTIONS OF HIGHER EDUCATION, BY SEX OF STUDENT, FIELD OF STUDY, STATE OR OTHER AREA, AND INSTITUTION: AGGREGATE UNITED STATES, 1968-69 —CONTINUED

FIELD OF STUDY, STATE OR OTHER AREA, AND INSTITUTION	BACHELOR'S DEGREES REQUIRING 4 OR 5 YEARS		MASTER'S DEGREES		DOCTOR'S DEGREES (PH.D., ED.D., ETC.)		BACHELOR'S DEGREES REQUIRING 4 OR 5 YEARS	MASTER'S DEGREES		DOCTOR'S DEGREES (PH.D., ED.D., ETC.)					
	1	2	3	4	5	6		7	1	2	3	4	5	6	7
	MEN		WOMEN		MEN			WOMEN		MEN		WOMEN		MEN	
RELIGIOUS EDUCATION, BIBLE	(CONTINUED)														
KANSAS Tabor College	1	-	-	-	-	-	-	-	-	-	-	-	-	-	-
KY ASbury College	7	11	-	-	-	-	-	-	-	-	-	-	-	-	-
KY ASbury Theological Sem	1	-	-	2	-	-	-	-	-	-	-	-	-	-	-
KY Campbellsville College	1	-	-	-	-	-	-	-	-	-	-	-	-	-	-
KY Catherine Spalding Col	2	-	-	-	-	-	-	-	-	-	-	-	-	-	-
KY Cumberland College	4	-	-	-	-	-	-	-	-	-	-	-	-	-	-
KY Georgetown College	1	-	-	-	-	-	-	-	-	-	-	-	-	-	-
KY Kentucky Christian Col	23	7	-	-	-	-	-	-	-	-	-	-	-	-	-
KY Southern Baptist Theol Sem	3	37	27	-	-	-	-	-	-	-	-	-	-	-	-
LA Centenary College	3	1	-	-	-	-	-	-	-	-	-	-	-	-	-
LA Louisiana College	6	-	-	-	-	-	-	-	-	-	-	-	-	-	-
LA New Orleans Bapt Theol Sem	-	-	-	48	15	4	-	-	-	-	-	-	-	-	-
LA Notre Dame Seminary	18	-	-	3	-	-	-	-	-	-	-	-	-	-	-
ME Bangor Theological Sem	1	3	-	-	-	-	-	-	-	-	-	-	-	-	-
MO Columbia Union College	1	-	-	-	-	-	-	-	-	-	-	-	-	-	-
MO New Israel Rabbinical Col	12	-	-	-	-	-	-	-	-	-	-	-	-	-	-
MASS Andover Newton Theol Sch	-	-	-	1	2	-	-	-	-	-	-	-	-	-	-
MASS Atlantic Union College	17	1	-	-	-	-	-	-	-	-	-	-	-	-	-
MASS Berkshire Christian Col	2	1	-	-	-	-	-	-	-	-	-	-	-	-	-
MASS Boston College	6	4	4	6	6	-	-	-	-	-	-	-	-	-	-
MASS Gordon College	6	-	-	-	-	-	-	-	-	-	-	-	-	-	-
MASS Tufts University	-	2	2	1	1	-	-	-	-	-	-	-	-	-	-
MICH Andrews University	-	2	2	-	-	-	-	-	-	-	-	-	-	-	-
MICH Aquinas College	-	-	-	-	4	-	-	-	-	-	-	-	-	-	-
MICH Detroit Bible College	19	7	-	-	-	-	-	-	-	-	-	-	-	-	-
MICH Grace Bible College	3	-	-	-	-	-	-	-	-	-	-	-	-	-	-
MICH Grand Rapids Bapt Col & Sem	23	14	-	-	-	-	-	-	-	-	-	-	-	-	-
MICH Mercy College of Detroit	2	2	-	-	-	-	-	-	-	-	-	-	-	-	-
MICH Omosso College	9	1	-	-	-	-	-	-	-	-	-	-	-	-	-
MICH University of Detroit	10	22	-	6	-	-	-	-	-	-	-	-	-	-	-
MICH Western Theological Sem	-	-	-	-	-	-	-	-	-	-	-	-	-	-	-
MINN Bethel College & Seminary	5	4	4	2	1	-	-	-	-	-	-	-	-	-	-
MINN Minn Bible College	-	7	-	-	-	-	-	-	-	-	-	-	-	-	-
MINN North Central Bible Col	4	15	-	-	-	-	-	-	-	-	-	-	-	-	-
MINN St Paul Bible College	9	10	-	-	-	-	-	-	-	-	-	-	-	-	-
MISS Belhaven College	16	3	-	-	-	-	-	-	-	-	-	-	-	-	-
MISS Blue Mountain College	1	3	-	-	-	-	-	-	-	-	-	-	-	-	-
MISS Mississippi College	23	7	-	-	-	-	-	-	-	-	-	-	-	-	-
MISS Whitworth College	1	7	-	-	-	-	-	-	-	-	-	-	-	-	-
MISS William Carey College	16	3	-	-	-	-	-	-	-	-	-	-	-	-	-
MO Calvary Bible College	45	21	4	1	-	-	-	-	-	-	-	-	-	-	-
MO Central Bible College	6	25	-	-	-	-	-	-	-	-	-	-	-	-	-
MO Concordia Seminary	-	-	-	10	4	-	-	-	-	-	-	-	-	-	-
MO Eden Theological Seminary	-	-	-	3	-	-	-	-	-	-	-	-	-	-	-
MO Midwestern Bapt Theol Sem	-	-	-	10	-	-	-	-	-	-	-	-	-	-	-
MO Missouri Sch of Religion	-	-	-	2	-	-	-	-	-	-	-	-	-	-	-
MO St Pauls Sch of Theology	-	-	-	5	3	-	-	-	-	-	-	-	-	-	-
MO Southwest Baptist College	36	-	-	-	-	-	-	-	-	-	-	-	-	-	-
MO Webster College	-	-	-	1	13	-	-	-	-	-	-	-	-	-	-
NEBR Concordia Teachers Col	18	5	-	-	-	-	-	-	-	-	-	-	-	-	-
NEBR Grace Bible Institute	22	24	-	-	-	-	-	-	-	-	-	-	-	-	-
NEBR Nebraska Wesleyan Univ	2	1	-	-	-	-	-	-	-	-	-	-	-	-	-
NEBR Platte Valley Bible Coll	6	1	-	-	-	-	-	-	-	-	-	-	-	-	-

TABLE 4.--BACHELOR'S, MASTER'S, AND DOCTOR'S DEGREES CONFERRED IN INSTITUTIONS OF HIGHER EDUCATION, BY SEX OF STUDENT, FIELD OF STUDY, STATE OR OTHER AREA, AND INSTITUTION: AGGREGATE UNITED STATES, 1968-69 --CONTINUED

THEOLOGY	BACHELOR'S DEGREES REQUIRING 4 OR 5 YEARS			MASTER'S DEGREES			DOCTOR'S DEGREES (PH.D., ED.D., ETC.)								
	1	2	3	4	5	6	7	1	2	3	4	5	6	7	
	FIELD OF STUDY, STATE OR OTHER AREA, AND INSTITUTION	MEN	WOMEN	MEN	WOMEN	MEN	WOMEN	MEN	WOMEN	MEN	WOMEN	MEN	WOMEN	MEN	WOMEN
(CONTINUED)															
ILL HUNDELTIN COLLEGE		5													
ILL GLIVFT NAZARENE COLLEGE		9		15	1										
ILL ST MARY OF THE LAKE SEM				6											
ILL SCAURY WESTERN THEOL SEM				1											
ILL UNIVERSITY OF CHICAGO				44	7	11									
ILL WHEATON COLLEGE				3											
IND CHRISTIAN THEOLOGICAL SEM				13											
IND FORT WAYNE BIBLE COLLEGE	15			3											
IND GRACE THEOL SEM & COL				3											
IND INDIANA CENTRAL COLLEGE	1														
IND MARION COLLEGE MARION	14														
IND MENNONITE BIBLICAL SEM	7			7											
IND ST JOSEPH COL MAIN CAMPUS	7														
IND ST MARYS COLLEGE	1														
IND UNIVERSITY OF NOTRE DAME	7			37	12										
IOHA BRIAR CLIFF COLLEGE		3													
IOHA FAITH BAPTIST BIBLE COL	6														
IOHA UNIV DUBUQUE THEOL SEM				10											
IOHA WARTBURG THEOLOGICAL SEM				2											
KANS MARYMOUNT COLLEGE	1	4													
KANS ST BENEDICTS COLLEGE	1														
KY ASBURY THEOLOGICAL SEM	1			7											
KY BELLARMIN-URSULIN ALL CAM	1	1		2	1										
KY LEXINGTON THEOL SEM				3											
KY LOUISVL PRESR THEOL SEM															
KY SOUTHERN BAPTIST THEOL SEM				3		7									
LA NEW ORLEANS BAPT THEOL SEM						8									
LA ST MARYS DOMINICAN COL	14	1													
ME RANGOR THEOLOGICAL SEM															
ME ST FRANCIS COLLEGE	1														
MD COLUMBIA UNION COLLEGE	18														
MD ST MARYS SEM & J MAIN CAM				7											
MD WOODSTOCK COLLEGE				8											
MASS ANDOVER NEWTON THEOL SCH	8			29											
MASS BERKSHIRE CHRISTIAN COL															
MASS BOSTON UNIVERSITY				43	3	28									
MASS GORDON COLLEGE				50	2										
MASS HARVARD UNIVERSITY				10											
MICH ANDREWS UNIVERSITY	21			3											
MICH CALVIN THEOLOGICAL SEM				5											
MICH DETROIT BIBLE COLLEGE	1														
MICH GRACE BIBLE COLLEGE	1														
MICH MARYGROVE COLLEGE	2			4	2										
MICH UNIVERSITY OF DETROIT	2			3											
MICH WESTERN THEOLOGICAL SEM															
MINN COLLEGE OF ST CATHERINE															
MINN LUTHER THEOLOGICAL SEM				9											
MINN MINN BIBLE COLLEGE	5														
MINN NORTH CENTRAL BIBLE COL	36			2											
MINN NORTHWESTRN LUTH THEOL SEM															
MINN ST JOHNS UNIVERSITY				9	11										
MINN ST MARYS COLLEGE	3			6											
MINN U OF MINN HANPLS ST PAUL	4														

TABLE 4.--BACHELOR'S, MASTER'S, AND DOCTOR'S DEGREES CONFERRED IN INSTITUTIONS OF HIGHER EDUCATION, BY SEX OF STUDENT, FIELD OF STUDY, STATE OR OTHER AREA, AND INSTITUTION: AGGREGATE UNITED STATES, 1948-69 --CONTINUED

FIELD OF STUDY, STATE OR OTHER AREA, AND INSTITUTION	BACHELOR'S DEGREES REQUIRING 4 OR 5 YEARS		MASTER'S DEGREES		DOCTOR'S DEGREES (PH.D., ED.D., ETC.)		BACHELOR'S DEGREES REQUIRING 4 OR 5 YEARS		MASTER'S DEGREES		DOCTOR'S DEGREES (PH.D., ED.D., ETC.)				
	1	2	3	4	5	6	7	1	2	3	4	5	6	7	
	MEN		WOMEN		MEN		WOMEN		MEN		WOMEN		MEN		WOMEN
RELIGION, LIBERAL ARTS, CURRICULUM	(CONTINUED)														
IOWA LUTHER COLLEGE	5	2	-	-	-	-	-	1	1	-	-	-	-	-	-
IOWA MORNINGSTAR COLLEGE	10	1	-	-	-	-	-	9	2	-	-	-	-	-	-
IOWA SIMPSON COLLEGE	3	-	-	-	-	-	-	1	2	-	-	-	-	-	-
IOWA UNIV DURUIE MAIN CAMPUS	1	-	-	-	-	-	-	1	1	-	-	-	-	-	-
IOWA UNIVERSITY OF IOWA	5	4	-	-	-	-	6	2	6	-	-	-	-	-	-
IOWA WARBURG COLLEGE	2	-	-	-	-	-	-	70	2	-	-	-	-	-	-
IOWA WESTMAR COLLEGE	5	1	-	-	-	-	-	3	2	-	-	-	-	-	-
IOWA WILLIAM PENN COLLEGE	7	1	-	-	-	-	-	6	3	-	-	-	-	-	-
KANS RAKER UNIVERSITY	1	-	-	-	-	-	-	1	1	-	-	-	-	-	-
KANS BETHANY COLLEGE	3	-	-	-	-	-	-	8	3	-	-	-	-	-	-
KANS MCPHERSON COLLEGE	4	-	-	-	-	-	-	2	1	-	-	-	-	-	-
KANS MOUNT ST SCHOLASTICA COL	-	6	-	-	-	-	-	5	1	-	-	-	-	-	-
KANS OTTAWA UNIVERSITY	1	-	-	-	-	-	-	1	2	-	-	-	-	-	-
KANS WICHITA STATE UNIVERSITY	1	1	-	-	-	-	-	1	1	-	-	-	-	-	-
KY PEREA COLLEGE	1	2	-	-	-	-	-	3	2	-	-	-	-	-	-
KY CENTRE COL OF KENTUCKY	1	1	-	-	-	-	-	1	1	-	-	-	-	-	-
KY KENTUCKY SOUTHERN COLLEGE	1	-	-	-	-	-	-	12	-	-	-	-	-	-	-
KY TRANSYLVANIA COLLEGE	1	1	-	-	-	-	-	3	-	-	-	-	-	-	-
KY UNION COLLEGE	2	-	-	-	-	-	-	1	1	-	-	-	-	-	-
ME BATES COLLEGE	3	1	-	-	-	-	-	1	1	-	-	-	-	-	-
ME RYNDOTN COLLEGE	4	-	-	-	-	-	-	2	-	-	-	-	-	-	-
MD COLUMBIA UNION COLLEGE	5	-	-	-	-	-	-	10	-	-	-	-	-	-	-
MD GOUCHER COLLEGE	-	3	-	-	-	-	-	2	7	-	-	-	-	-	-
MD HOOD COLLEGE	7	-	-	-	-	-	-	3	2	-	-	-	-	-	-
MASS AMHERST COLLEGE	-	4	-	-	-	-	-	26	-	-	-	-	-	-	-
MASS ANDOVER NEWTON THEOL SCH	-	-	-	-	-	-	-	1	3	-	-	-	-	-	-
MASS BOSTON COLLEGE	1	-	-	-	-	-	-	1	1	-	-	-	-	-	-
MASS BOSTON UNIVERSITY	4	3	-	-	-	-	-	1	1	-	-	-	-	-	-
MASS EASTERN NAZARENE COLLEGE	11	2	-	-	-	-	-	3	7	-	-	-	-	-	-
MASS HARVARD UNIVERSITY	-	14	9	1	6	-	-	26	-	-	-	-	-	-	-
MASS MOUNT HOLYOKE COLLEGE	-	19	-	-	-	-	-	1	1	-	-	-	-	-	-
MASS SMITH COLLEGE	-	25	-	-	-	-	-	5	2	-	-	-	-	-	-
MASS WELLESLEY COLLEGE	-	15	-	-	-	-	-	11	2	-	-	-	-	-	-
MASS WHEATON COLLEGE	-	5	-	-	-	-	-	1	6	-	-	-	-	-	-
MASS WILLIAMS COLLEGE	1	1	-	-	-	-	-	1	1	-	-	-	-	-	-
MICH ALBION COLLEGE	5	1	-	-	-	-	-	11	2	-	-	-	-	-	-
MICH ALMA COLLEGE	5	7	-	-	-	-	-	1	2	-	-	-	-	-	-
MICH ANDREWS UNIVERSITY	5	1	-	-	-	-	-	3	8	-	-	-	-	-	-
MICH CALVIN COLLEGE	3	1	-	-	-	-	-	3	5	-	-	-	-	-	-
MICH HOPE COLLEGE	3	1	-	-	-	-	-	1	6	-	-	-	-	-	-
MICH KALAMAZOO COLLEGE	1	2	-	-	-	-	-	2	2	-	-	-	-	-	-
MICH MICH ST UNIV ALL CAMPUSES	2	1	-	-	-	-	-	11	2	-	-	-	-	-	-
MICH OLIVET COLLEGE	1	-	-	-	-	-	-	8	11	-	-	-	-	-	-
MICH SPRING ARBOR COLLEGE	6	-	-	-	-	-	-	2	6	-	-	-	-	-	-
MICH UNIVERSITY OF MICHIGAN	2	1	-	-	-	-	-	1	7	-	-	-	-	-	-
MICH WESTERN MICHIGAN UNIV	8	-	-	-	-	-	-	4	2	-	-	-	-	-	-
MINN AUGSBURG COLLEGE	1	1	-	-	-	-	-	12	3	-	-	-	-	-	-
MINN CARLETON COLLEGE	2	6	-	-	-	-	-	13	2	-	-	-	-	-	-
MINN CONCORDIA COL MOORHEAD	-	1	-	-	-	-	-	2	1	-	-	-	-	-	-
MINN GUSTAVUS ADOLPHUS COLLEGE	1	4	-	-	-	-	-	14	16	-	-	-	-	-	-
MINN HAWKLINE UNIVERSITY	4	1	-	-	-	-	-	1	2	-	-	-	-	-	-
MINN MACALESTER COLLEGE	1	1	-	-	-	-	-	4	4	-	-	-	-	-	-



TABLE 4.--BACHELOR'S, MASTER'S, AND DOCTOR'S DEGREES CONFERRED IN INSTITUTIONS OF HIGHER EDUCATION, BY SEX OF STUDENT, FIELD OF STUDY, STATE OR OTHER AREA, AND INSTITUTION: AGGREGATE UNITED STATES, 1968-69 --CONTINUED

FIELD OF STUDY, STATE OR OTHER AREA, AND INSTITUTION	BACHELOR'S DEGREES REQUIRING 4 OR 5 YEARS		MASTER'S DEGREES		DOCTOR'S DEGREES (PH.D., ED.D., ETC.)		BACHELOR'S DEGREES REQUIRING 4 OR 5 YEARS		MASTER'S DEGREES		DOCTOR'S DEGREES (PH.D., ED.D., ETC.)	
	2	3	4	5	6	7	2	3	4	5	6	7
	1	1	1	1	1	1	1	1	1	1	1	1
RELIGION, LIBERAL ARTS CURRICULUM	(CONTINUED)											
N C PEPPER COLLEGE	8	-	-	-	-	-	6	2	-	-	-	-
N C QUEENS COLLEGE	-	3	-	-	-	-	5	7	-	-	-	-
N C ST ANDREWS PRESBY COL	3	1	-	-	-	-	2	5	9	3	8	-
N C SALEM COLLEGE	3	2	-	-	-	-	7	5	-	-	-	-
N C SHAW UNIVERSITY	3	4	-	-	-	-	1	-	-	-	-	-
N C WAKE FOREST UNIVERSITY	5	4	-	-	-	-	6	4	-	-	-	-
N D UNIV N DAK MAIN CAMPUS	1	1	-	-	-	-	1	1	-	-	-	-
OHIO BALDWIN-WALACE COLLEGE	4	1	-	-	-	-	-	4	-	-	-	-
OHIO CASE WESTERN RESERVE UNIV	4	1	4	-	-	-	-	13	-	-	-	-
OHIO COLLEGE OF WORSTER	1	11	-	-	-	-	6	1	-	-	-	-
OHIO DEFTANCE COLLEGE	3	1	-	-	-	-	1	1	-	-	-	-
OHIO DENISON UNIVERSITY	6	-	-	-	-	-	3	3	-	-	-	-
OHIO FINDLAY COLLEGE	2	1	-	-	-	-	1	-	-	-	-	-
OHIO HEIDELBERG COLLEGE	5	1	-	-	-	-	1	1	-	-	-	-
OHIO HIRAM COLLEGE	5	5	-	-	-	-	1	1	-	-	-	-
OHIO KENYON COLLEGE	7	-	-	-	-	-	3	3	-	-	-	-
OHIO LAKE ERIE COLLEGE	5	5	-	-	-	-	1	-	-	-	-	-
OHIO MIAMI UNIV ALL CAMPUSES	10	1	2	-	-	-	12	-	-	-	-	-
OHIO DREXELN COLLEGE	10	11	-	-	-	-	1	1	-	-	-	-
OHIO OHIO NTHRN U ALL CAMPUSES	3	3	-	-	-	-	1	1	-	-	-	-
OHIO OHIO WESLEYAN UNIVERSITY	5	6	-	-	-	-	2	4	-	-	-	-
OHIO OTTERRAFIN COLLEGE	6	-	-	-	-	-	3	6	-	-	-	-
OHIO WESTERN COLLEGE FOR WOMEN	3	3	-	-	-	-	1	1	-	-	-	-
OHIO WILMINGTON COLLEGE	1	1	-	-	-	-	1	4	-	-	-	-
OHIO WITTENBERG UNIVERSITY	2	2	-	-	-	-	3	4	-	-	-	-
OHIO WRIGHT STATE UNIVERSITY	1	1	-	-	-	-	1	1	-	-	-	-
OHIO XAVIER UNIVERSITY	1	1	1	6	-	-	3	1	-	-	-	-
OKLA OKLAHOMA CITY UNIVERSITY	2	2	-	-	-	-	26	2	-	-	-	-
OKLA PHILLIPS UNIVERSITY	18	2	-	-	-	-	10	-	-	-	-	-
OKLA UNIVERSITY OF TULSA	1	1	-	-	-	-	1	1	-	-	-	-
OREG LEWIS & CLARK COLLEGE	2	-	-	-	-	-	5	1	-	-	-	-
OREG LINFIELD COLLEGE	1	1	-	-	-	-	6	1	-	-	-	-
OREG REED COLLEGE	5	1	-	-	-	-	7	7	-	-	-	-
OREG WILLAMETTE UNIVERSITY	1	-	-	-	-	-	2	-	-	-	-	-
PA ALBRIGHT COLLEGE	8	-	-	-	-	-	40	1	2	-	-	-
PA BEAVER COLLEGE	2	2	-	-	-	-	5	1	-	-	-	-
PA BUCKNELL UNIVERSITY	2	6	-	-	-	-	6	1	-	-	-	-
PA CEDAR CREST COLLEGE	1	1	-	-	-	-	7	7	-	-	-	-
PA CRYSTON COLLEGE	4	1	-	-	-	-	15	4	1	1	-	-
PA DUQUESNE UNIVERSITY	1	1	-	-	-	-	12	1	-	-	-	-
PA EASTERN BAPTIST COLLEGE	4	3	-	-	-	-	9	-	-	-	-	-
PA EASTERN BAPTIST THEOL SEM	-	4	7	7	-	-	1	-	-	-	-	-
PA FIZABERTCHN COLLEGE	3	3	-	-	-	-	1	2	-	-	-	-
PA FRANKLIN & MARSHALL COL	1	1	-	-	-	-	3	-	-	-	-	-
PA GETTYSBURG COLLEGE	5	1	-	-	-	-	1	1	-	-	-	-
PA HAVERHARD COLLEGE	1	1	-	-	-	-	1	1	-	-	-	-
PA JUNIATA COLLEGE	2	1	2	-	-	-	1	1	-	-	-	-
PA LAFAYETTE COLLEGE	5	6	-	-	-	-	3	3	-	-	-	-
PA LENOXON VALLEY COLLEGE	2	-	-	-	-	-	1	1	-	-	-	-
PA LINCOLN UNIVERSITY	5	6	-	-	-	-	1	1	-	-	-	-
PA LYCOMING COLLEGE	2	2	-	-	-	-	1	1	-	-	-	-
PA MESSIAH COLLEGE	6	1	-	-	-	-	1	4	-	-	-	-

TABLE 4.--BACHELOR'S, MASTER'S, AND DOCTOR'S DEGREES CONFERRED IN INSTITUTIONS OF HIGHER EDUCATION, BY SEX OF STUDENT, FIELD OF STUDY, STATE OR OTHER AREA, AND INSTITUTION: AGGREGATE UNITED STATES, 1968-69 --CONTINUED

FIELD OF STUDY, STATE OR OTHER AREA, AND INSTITUTION	BACHELOR'S DEGREES REQUIRING 4 OR 5 YEARS		MASTER'S DEGREES		DOCTOR'S DEGREES (PH.D., ED.D., ETC.)		BACHELOR'S DEGREES REQUIRING 4 OR 5 YEARS		MASTER'S DEGREES		DOCTOR'S DEGREES (PH.D., ED.D., ETC.)			
	1	2	3	4	5	6	7	1	2	3	4	5	6	7
	1	2	3	4	5	6	7	1	2	3	4	5	6	7
RELIGION, LITERAL ARTS, CIRCULUM														
VA RANDOLPH MACON WOMAN'S COL			2											
VA SWEET BRIAR COLLEGE		4												
WASH PACIFIC LUTHERAN UNIV		4												
WASH SEATTLE UNIVERSITY		3												
WASH UNIV OF PUGET SOUND		2												
WASH WALLA WALLA COLLEGE		14	1											
WASH WHITWORTH COLLEGE				1										
W VA BETHANY COLLEGE		9	3											
W VA DAVIS & ELKINS COLLEGE		2												
W VA SALEM COLLEGE ALL CAMPUS		2												
W VA W VIRGINIA WESLEYAN COL		8	10											
WIS BLOTT COLLEGE		2	6											
WIS CARROLL COLLEGE		1												
WIS CARTHAGE COLLEGE		1												
WIS LAWRENCE UNIV MAIN CAMPUS		1	9											
WIS NORTHLAND COLLEGE		1												
RELIGION, ALL OTHER FIELDS		32	21		66	17	15							
ALA JUDSON COLLEGE			1											
CAL PACIFIC COLLEGE		2												
D C CATHOLIC UNIV OF AMERICA				10	1	6								
ILL HOUSTANA COLLEGE		1												
ILL MOODY BIBLE INSTITUTE		8	7											
ILL UNIVERSITY OF CHICAGO					12	2								
IND UNIV OF NOTRE DAME				3										
MO MER ISRAEL RABBITICAL COL					3									
MASS ASSUMPTION COLLEGE			4											
MASS BOSTON UNIVERSITY														
MINN MINN BIBLE COLLEGE		7												
MINN ST PAUL BIBLE COLLEGE		6												
MO MISSOURI VALLEY COLLEGE		1	1											
N Y BETH MEDRASH GOVRA														
N Y JFWISH THEOL SEM OF AMER		7												
N Y ST BONAVENTURE UNIVERSITY														
N C JOHNSON C SMITH UNIV			1											
OHIO HEBREW UNION COL ALL CAM				34										
PA DROPSTIE COL HERR COG LRNG														
PA DUQUESNE UNIVERSITY														
PA NORTHEAST BIRLE INST			6											
TEX SOUTHWESTERN UNION COL		1												
SOCIAL SCIENCES, TOTAL	89,027	52,941	15,396	7,344	2,749	401								
ALA ALABAMA A & M COLLEGE	21	41												
ALA ALABAMA COLLEGE	28	30		2										
ALA ALABAMA STATE COLLEGE	43	52		9	4									
ALA ATHENS COLLEGE	23	6												
ALA AUBURN UNIV	164	93		27	9									
ALA BIRMINGHAM SOUTHERN COL	20	16												
ALA FLORENCE STATE COLLEGE	59	40												
ALA HUNTINGDON COLLEGE	10	17												
ALA JACKSONVILLE STATE UNIV	42	38		2	4									
ALA JUDSON COLLEGE		18												

TABLE 4.--BACHELOR'S, MASTER'S, AND DOCTOR'S DEGREES CONFERRED IN INSTITUTIONS OF HIGHER EDUCATION BY SEX OF STUDENT, FIELD OF STUDY, STATE OR OTHER AREA, AND INSTITUTION: AGGREGATE UNITED STATES, 1968-69 --CONTINUED

FIELD OF STUDY, STATE OR OTHER AREA, AND INSTITUTION	BACHELOR'S DEGREES REQUIRING 4 OR 5 YEARS		MASTER'S DEGREES		DOCTOR'S DEGREES (PH.D., ED.D., ETC.)		BACHELOR'S DEGREES REQUIRING 4 OR 5 YEARS		MASTER'S DEGREES		DOCTOR'S DEGREES (PH.D., ED.D., ETC.)			
	1	2	3	4	5	6	7	1	2	3	4	5	6	7
	MEN	WOMEN	MEN	WOMEN	MEN	WOMEN	MEN	MEN	WOMEN	MEN	WOMEN	MEN	WOMEN	MEN
SOCIAL SCIENCES, TOTAL														
CAL SACRAMENTO STATE COLLEGE	464	395	20	91	20	20	20	208	130	6	6	6	6	6
CAL SAN DIEGO ST COL MAIN CAMP	497	572	52	105	52	52	115	102	2	2	2	2	2	2
CAL SAN FERNANDO VLY ST COL	462	411	6	28	6	6	67	42	199	260	75	33	33	33
CAL SAN FRANCISCO STATE COL	478	434	42	67	42	42	3	7	21	21	21	21	21	21
CAL SAN JOSE STATE COLLEGE	512	567	19	73	19	19	24	24	21	21	21	21	21	21
CAL SONOMA STATE COLLEGE	50	41	1	1	1	1	100	115	2	2	2	2	2	2
CAL STANISLAUS STATE COLLEGE	50	42	1	1	1	1	60	28	17	17	17	17	17	17
CAL CHAPMAN COLLEGE	105	49	5	5	5	5	78	28	5	5	5	5	5	5
CAL CLAREMONT MENS COLLEGE	97	1	1	1	1	1	119	44	28	28	28	28	28	28
CAL CLAREMONT UNIV CENTER	1	1	1	1	1	1	177	150	45	45	45	45	45	45
CAL PITZER COLLEGE	1	1	1	1	1	1	45	21	11	11	11	11	11	11
CAL POMPONA COLLEGE	47	30	1	1	1	1	44	1	1	1	1	1	1	1
CAL SCRIPPS COLLEGE	1	1	1	1	1	1	43	3	3	3	3	3	3	3
CAL COL OF THE HOLY NAMES	32	32	2	2	2	2	66	37	37	37	37	37	37	37
CAL COLLEGE OF NOTRE DAME	3	32	2	2	2	2	55	55	55	55	55	55	55	55
CAL DOMINICAN COL SAN RAFAEL	32	32	1	1	1	1	325	267	129	129	129	129	129	129
CAL GOLDEN GATE COLLEGE	38	38	1	1	1	1	215	149	72	72	72	72	72	72
CAL GOLDEN GATE COLLEGE	18	1	1	1	1	1	59	23	19	19	19	19	19	19
CAL IMMACULATE HEART COLLEGE	2	60	2	2	2	2	80	80	80	80	80	80	80	80
CAL LA VERNE COLLEGE	31	27	8	8	8	8	21	21	21	21	21	21	21	21
CAL LOMA LINDA U ALL CAMPUSES	23	5	3	3	3	3	95	33	13	13	13	13	13	13
CAL L A BAPT COL & THEOD SEM	4	1	1	1	1	1	111	111	111	111	111	111	111	111
CAL LOYOLA UNIV OF LOS ANG	78	1	1	1	1	1	120	120	120	120	120	120	120	120
CAL MARYMOUNT COLLEGE	10	10	1	1	1	1	38	4	4	4	4	4	4	4
CAL MILLS COLLEGE	53	53	1	1	1	1	21	5	5	5	5	5	5	5
CAL MONTEREY INST FORETIGN STU	6	1	1	1	1	1	45	32	32	32	32	32	32	32
CAL MOUNT ST MARYS COLLEGE	56	56	1	1	1	1	8	8	8	8	8	8	8	8
CAL OCCIDENTAL COLLEGE	78	39	4	4	4	4	90	46	20	20	20	20	20	20
CAL PACIFIC COLLEGE	20	7	1	1	1	1	107	19	19	19	19	19	19	19
CAL PACIFIC UNION COLLEGE	21	11	1	1	1	1	137	20	20	20	20	20	20	20
CAL PASADENA COLLEGE	18	15	1	1	1	1	319	163	97	97	97	97	97	97
CAL PEPPERDINE COLLEGE	27	21	1	1	1	1	56	33	2	2	2	2	2	2
CAL RUSSELL COLLEGE	13	13	1	1	1	1	132	26	26	26	26	26	26	26
CAL ST MARYS COL CALIFORNIA	53	1	1	1	1	1	20	9	9	9	9	9	9	9
CAL SAN FRANCISCO COL WOMEN	4	4	1	1	1	1	452	124	124	124	124	124	124	124
CAL SIMPSON RIBLE COLLEGE	3	34	1	1	1	1	17	9	9	9	9	9	9	9
CAL SOUTHERN CALIFORNIA COL	26	17	1	1	1	1	150	72	33	33	33	33	33	33
CAL STANFORD UNIVERSITY	425	120	98	27	61	61	317	201	157	157	157	157	157	157
CAL TAHOE PARADISE COLLEGE	4	1	1	1	1	1	87	44	53	53	53	53	53	53
CAL U OF CAL BERKELEY	679	751	249	181	115	115	7	8	8	8	8	8	8	8
CAL U OF CAL DAVIS	201	230	60	60	19	19	12	11	11	11	11	11	11	11
CAL U OF CAL IRVINE	81	42	10	10	5	5	376	36	98	98	98	98	98	98
CAL U OF CAL LOS ANGELES	827	795	169	128	47	47	257	285	354	354	354	354	354	354
CAL U OF CAL RIVERSIDE	141	117	24	10	3	3	125	116	71	71	71	71	71	71
CAL U OF CAL SAN DIEGO	24	16	1	1	1	1	11	11	11	11	11	11	11	11
CAL U OF CAL SANTA BARBARA	512	499	97	13	8	8	27	27	27	27	27	27	27	27
CAL U OF CAL SANTA CRUZ	107	73	1	1	1	1	17	48	48	48	48	48	48	48
CAL UNIVERSITY OF JUDAISM	1	1	1	1	1	1	21	21	21	21	21	21	21	21
CAL UNIVERSITY OF THE PACIFIC	79	42	1	1	1	1	24	24	24	24	24	24	24	24
CAL UNIVERSITY OF REDLANDS	84	28	1	1	1	1	9	9	9	9	9	9	9	9
CAL U SAN DIEGO COL FOR MEN	29	27	1	1	1	1	19	19	19	19	19	19	19	19
CAL U SAN DIEGO COL FOR WOMEN	27	27	1	1	1	1	16	16	16	16	16	16	16	16

TABLE 4.--BACHELOR'S, MASTER'S, AND DOCTOR'S DEGREES CONFERRED IN INSTITUTIONS OF HIGHER EDUCATION, BY SEX OF STUDENT, FIELD OF STUDY, STATE OR OTHER AREA, AND INSTITUTION: AGGREGATE UNITED STATES, 1968-69 --CONTINUED

FIELD OF STUDY, STATE OR OTHER AREA, AND INSTITUTION	BACHELOR'S DEGREES REQUIRING 4 OR 5 YEARS		MASTER'S DEGREES		DOCTOR'S DEGREES (PH.D., ED.D., ETC.)		BACHELOR'S DEGREES REQUIRING 4 OR 5 YEARS							MASTER'S DEGREES		DOCTOR'S DEGREES (PH.D., ED.D., ETC.)						
	1	2	3	4	5	6	7	1	2	3	4	5	6	7	1	2	3	4	5	6	7	
	1	2	3	4	5	6	7	1	2	3	4	5	6	7	1	2	3	4	5	6	7	
SOCIAL SCIENCES, TOTAL																						
FLA FLORIDA SOUTHERN COLLEGE	37	17																				
FLA JACKSONVILLE UNIVERSITY	46	20																				
FLA NEW COLLEGE	6	3																				
FLA ROLLINS COL ALL CAMPUSES	76	34																				
FLA ST LEO COLLEGE	83	4																				
FLA SOUTHEASTERN BIBLE COL	17	12																				
FLA FLORIDA S & W UNIVERSITY	69	44																				
FLA FLORIDA ATLANTIC UNIV	125	28																				
FLA FLORIDA STATE UNIVERSITY	477	249																				
FLA UNIVERSITY OF FLORIDA	257	192																				
FLA UNIV OF SOUTH FLORIDA	289	117																				
FLA UNIV OF WEST FLORIDA	101	50																				
FLA STETSON UNIVERSITY	67	28																				
FLA UNIVERSITY OF MIAMI	207	69																				
FLA UNIVERSITY OF TAMPA	46	13																				
GA AGNES SCOTT COLLEGE	46	42																				
GA ALABAMA STATE COLLEGE	15	34																				
GA ARMSTRONG STATE COLLEGE	22	8																				
GA ATLANTA UNIVERSITY	29	32																				
GA AUGUSTA COLLEGE	15	7																				
GA BERRY COLLEGE	15	21																				
GA BREWSTER COLLEGE	15	13																				
GA CLARK COLLEGE	9	4																				
GA COVENANT COLLEGE	115	41																				
GA EMORY UNIV ALL CAMPUSES	32	39																				
GA FORT VALLEY STATE COLLEGE	17	20																				
GA GEORGIA COLLEGE	91	64																				
GA GEORGIA SOUTHERN COLLEGE	58	9																				
GA GEORGIA SOUTHWESTERN COL	34	76																				
GA GEORGIA STATE COLLEGE	15	20																				
GA L.A. GRANGE COLLEGE	69	25																				
GA MERCER UNIV ALL CAMPUSES	32	26																				
GA MOREHOUSE COLLEGE	15	3																				
GA MORRIS BROWN COLLEGE	23	6																				
GA NORTH GEORGIA COLLEGE	14	18																				
GA OGLETHORPE COLLEGE	5	2																				
GA PATRINE COLLEGE	14	34																				
GA PIEDMONT COLLEGE	22	7																				
GA SAVANNAH STATE COLLEGE	68	32																				
GA SHORTER COLLEGE	288	176																				
GA SPOELMAN COLLEGE	48	39																				
GA TIFT COLLEGE	60	28																				
GA UNIVERSITY OF GEORGIA	29	12																				
GA VALDOSIA STATE COLLEGE	5	2																				
GA WEST GEORGIA COLLEGE	193	176																				
HAWAII CHAM INADE COL OF HONOLULU	42	10																				
HAWAII CHURCH COLLEGE OF HAWAII	24	9																				
HAWAII UNIV HAWAII MAIN CAMPUS	24	9																				
IDA POLSE STATE COLLEGE	53	30																				
IDA COLLEGE OF IDAHO	193	100																				
IDA TORRY STATE UNIVERSITY	42	24																				

TABLE 4.---BACHELOR'S, MASTER'S, AND DOCTOR'S DEGREES CONFERRED IN INSTITUTIONS OF HIGHER EDUCATION BY SEX OF STUDENT, FIELD OF STUDY, STATE OR OTHER AREA, AND INSTITUTION: AGGREGATE UNITED STATES, 1968-69 --CONTINUED

STATE OR OTHER AREA, AND INSTITUTION	BACHELOR'S DEGREES REQUIRING 4 OR 5 YEARS		MASTER'S DEGREES		DOCTOR'S DEGREES (PH.D., ED.D., ETC.)		BACHELOR'S DEGREES REQUIRING 4 OR 5 YEARS		MASTER'S DEGREES		DOCTOR'S DEGREES (PH.D., ED.D., ETC.)			
	Men	Women	Men	Women	Men	Women	Men	Women	Men	Women	Men	Women		
	1	2	3	4	5	6	7	1	2	3	4	5	6	7
SOCIAL SCIENCES, TOTAL														
KY PIKEVILLE COLLEGE	18	9	-	-	-	-	-	17	-	-	-	-	-	-
KY THOMAS MORE COLLEGE	22	10	-	-	-	-	47	20	-	-	-	-	-	-
KY TRANSYLVANIA COLLEGE	21	9	-	-	-	-	33	18	-	-	-	-	-	-
KY UNION COLLEGE	34	2	19	4	-	-	86	44	-	-	-	-	-	-
KY UNIV KY MAIN CAMPUS	259	149	48	23	28	2	132	-	-	-	-	-	-	-
KY UNIVERSITY OF LOUISVILLE	72	48	40	37	-	-	-	-	-	-	-	-	-	-
KY WESTERN KENTUCKY UNIVERSITY	113	53	3	3	-	-	24	-	-	-	-	-	-	-
LA CENTENARY COLLEGE	24	15	-	-	-	-	52	1	14	-	-	-	-	-
LA DILLARD UNIVERSITY	75	17	-	-	-	-	19	6	-	-	-	-	-	-
LA FRANCIS T. NICHOLES ST COL	38	16	-	-	-	-	87	48	-	-	-	-	-	-
LA GRAMBLING COLLEGE	38	61	-	-	-	-	3	1	-	-	-	-	-	-
LA LOUISIANA COLLEGE	12	20	-	-	-	-	303	17	65	49	4	1	-	-
LA LOUISIANA POLY INSTITUTE	52	40	5	3	3	2	327	353	59	97	20	2	-	-
LA LA ST U BAYON ROUGE	176	130	73	39	11	2	158	104	32	19	30	7	-	-
LA LA ST U NEW ORLEANS	49	2	2	2	-	-	28	-	-	-	-	-	-	-
LA LOYOLA UNIVERSITY	30	20	11	1	-	-	64	32	12	4	4	-	-	-
LA MCNEESE STATE COLLEGE	13	18	3	2	-	-	219	-	-	-	-	-	-	-
LA NORTH LOUISIANA ST COL	50	30	7	-	-	-	32	4	-	-	-	-	-	-
LA ATHLETIC ST COL LOUISIANA	42	43	6	3	-	-	13	14	-	-	-	-	-	-
LA NOTRE DAME SEMINARY	1	-	5	-	-	-	3	1	-	-	-	-	-	-
LA ST JOSEPH SEMINARY	1	-	-	-	-	-	114	-	-	-	-	-	-	-
LA ST MARYS DOMINICAN COL	1	11	-	-	-	-	22	11	-	-	-	-	-	-
LA SOUTHERN LOUISIANA COL	68	41	4	-	-	-	603	104	226	61	105	20	-	-
LA SOUTHERN UNIV % A & C COL	88	92	18	23	-	-	54	5	13	-	76	3	-	-
LA TULANE UNIV OF LOUISIANA	188	95	60	89	16	4	11	2	-	-	-	-	-	-
LA UNIV STAMFORD LOUISIANA	122	33	2	1	-	-	105	25	12	6	-	-	-	-
LA XAVIER UNIVERSITY OF LA	14	17	-	-	-	-	77	27	-	-	-	-	-	-
ME BATES COLLEGE	53	26	-	-	-	-	27	6	-	-	-	-	-	-
ME BOWDIN COLLEGE	81	-	-	-	-	-	19	9	-	-	-	-	-	-
ME COLBY COLLEGE	89	49	-	-	-	-	78	41	27	10	-	-	-	-
ME MASSON COLLEGE	20	11	-	-	-	-	21	10	-	-	-	-	-	-
ME RICKER COLLEGE	16	2	-	-	-	-	27	8	-	-	-	-	-	-
ME ST FRANCIS COLLEGE	58	-	-	-	-	-	124	2	-	-	-	-	-	-
ME ST JOSEPHS COLLEGE	-	12	-	-	-	-	75	-	-	-	-	-	-	-
ME UNIV MAINE ALL CAMPUSES	244	162	36	7	1	-	88	80	54	17	-	-	-	-
ME WHITE STATE COLLEGE	17	5	-	-	-	-	75	10	56	7	61	1	-	-
MD COL OF NOTRE DAME OF MD	-	54	-	-	-	-	226	7	61	1	-	-	-	-
MD COLUMBIA UNION COLLEGE	8	4	-	-	-	-	59	29	-	-	-	-	-	-
MD COPPIN STATE COLLEGE	5	2	-	-	-	-	52	29	9	3	-	-	-	-
MD FROSTBURG STATE COLLEGE	39	8	-	-	-	-	62	58	-	-	-	-	-	-
MD GRUICHER COLLEGE	-	63	-	-	-	-	92	15	-	-	-	-	-	-
MD HOOD COLLEGE	-	40	-	-	-	-	105	70	133	32	20	1	-	-
MD JOHNS HOPKINS U ALL CAM	138	4	93	21	21	2	318	168	56	11	-	-	-	-
MD LINDLA COLLEGE	102	22	-	-	-	-	120	48	-	-	-	-	-	-
MD MORGAN STATE COLLEGE	62	66	13	1	-	-	-	139	-	-	-	-	-	-
MD MOUNT ST AGNES COLLEGE	-	18	-	-	-	-	166	74	-	-	-	-	-	-
MD MOUNT ST MARYS COLLEGE	81	1	-	-	-	-	39	28	-	-	-	-	-	-
MD ST JOSEPH COLLEGE	-	20	-	-	-	-	90	31	-	-	-	-	-	-
MD SALISBURY STATE COLLEGE	16	17	-	-	-	-	75	22	-	-	-	-	-	-
MD THOMSON STATE COLLEGE	133	48	-	-	-	-	15	22	-	-	-	-	-	-
MD UNIVERSITY OF BALTIMORE	60	10	-	-	-	-	31	22	-	-	-	-	-	-
MD UNIV MD MAIN CAMPUS	281	169	32	34	1	-	90	31	-	-	-	-	-	-
MD UNIV MD WAIN CAMPUS	281	169	32	34	1	-	15	22	5	-	-	-	-	-

637



TABLE 4.---BACHELOR'S, MASTER'S, AND DOCTOR'S DEGREES CONFERRED IN INSTITUTIONS OF HIGHER EDUCATION, BY SEX OF STUDENT, FIELD OF STUDY, STATE OR OTHER AREA, AND INSTITUTION: AGGREGATE UNITED STATES, 1968-69 --CONTINUED

FIELD OF STUDY, STATE OR OTHER AREA, AND INSTITUTION	BACHELOR'S DEGREES REQUIRING 4 OR 5 YEARS		MASTER'S DEGREES		DOCTOR'S DEGREES (PH.D., ED.D., ETC.)		BACHELOR'S DEGREES REQUIRING 4 OR 5 YEARS		MASTER'S DEGREES		DOCTOR'S DEGREES (PH.D., ED.D., ETC.)	
	2	3	4	5	6	7	2	3	4	5	6	7
	MEN	WOMEN	MEN	WOMEN	MEN	WOMEN	MEN	WOMEN	MEN	WOMEN	MEN	WOMEN
(CONTINUED)												
SOCIAL SCIENCES, TOTAL												
MICH ADULTS COLLEGE	42	54	--	--	--	--	--	--	--	--	--	--
MICH CALVIN COLLEGE	124	32	--	--	--	--	--	--	--	--	--	--
MICH CENTRAL MICHIGAN UNIV	224	289	17	3	--	--	--	--	4	--	--	--
MICH DETROIT INSTITUTE OF TECH	27	6	--	--	--	--	--	--	--	--	--	--
MICH EASTERN MICHIGAN UNIV	214	96	41	10	--	--	--	14	2	--	--	--
MICH GRAND VALLEY STATE COL	86	71	--	--	--	--	--	13	9	--	--	--
MICH HILLSDALE COLLEGE	32	21	--	--	--	--	--	--	--	--	--	--
MICH HOPE COLLEGE	38	32	--	--	--	--	--	65	4	--	--	--
MICH KALAMAZOO COLLEGE	50	20	--	--	--	--	--	110	55	26	9	5
MICH MADONNA COLLEGE	--	18	--	--	--	--	--	16	29	16	29	--
MICH MARYGROVE COLLEGE	--	49	--	--	--	--	--	12	18	--	--	--
MICH MERCY COLLEGE OF DETROIT	1	40	--	--	--	--	--	23	20	--	--	--
MICH MICHIGAN LUTHERAN COLLEGE	1	--	--	--	--	--	--	135	49	16	6	3
MICH MICH ST UNIV ALL CAMPUSES	868	495	196	57	57	1	--	129	56	19	5	--
MICH MICH TEC U LK SHIP ST COL	8	28	--	--	--	--	--	4	--	--	--	--
MICH NAZARETH COLLEGE	--	1	--	--	--	--	--	18	6	--	--	--
MICH NORTHERN MICHIGAN UNIV	124	53	10	2	--	--	--	--	--	--	--	--
MICH OAKLAND UNIVERSITY	83	60	--	--	--	--	--	--	7	--	--	--
MICH OLIVET COLLEGE	41	29	--	--	--	--	--	21	3	--	--	--
MICH SAGINAW VALLEY COLLEGE	11	10	--	--	--	--	--	147	60	9	4	--
MICH STENA HEIGHTS COLLEGE	11	6	--	--	--	--	--	16	7	--	--	--
MICH SPRING ARBOR COLLEGE	17	22	--	--	--	--	--	36	8	--	--	--
MICH UNIVERSITY OF DETROIT	57	55	12	--	--	--	--	15	6	--	--	--
MICH UNIVERSITY OF MICHIGAN	495	573	299	210	64	12	--	--	29	--	--	--
MICH WAYNE STATE UNIVERSITY	326	189	124	84	10	--	--	13	6	--	--	--
MICH WESTERN MICHIGAN UNIV	434	537	48	16	--	--	--	--	18	--	--	--
MINN AUSTIN COLLEGE	43	22	--	--	--	--	--	--	--	--	--	--
MINN BENEDICT COLLEGE & SEMINARY	90	19	5	--	--	--	--	--	--	--	--	--
MINN BETHEL COLLEGE	35	45	--	--	--	--	--	93	3	--	--	--
MINN CARLETON COLLEGE	81	36	--	--	--	--	--	42	--	--	--	--
MINN COLLEGE OF ST BENEICT	--	18	--	--	--	--	--	148	80	48	59	3
MINN COLLEGE OF ST CATHERINE	--	45	--	--	--	--	--	6	5	--	--	--
MINN COLLEGE OF ST SCHOLASTICA	--	13	--	--	--	--	--	--	--	--	--	--
MINN COLLEGE OF ST TERESA	--	33	--	--	--	--	--	83	54	--	1	--
MINN COLLEGE OF ST THOMAS	148	--	--	--	--	--	--	14	5	--	--	--
MINN CONCORDIA COL WOODHEAD	46	24	--	--	--	--	--	143	59	3	1	--
MINN GUSTAVUS ADOLPHUS COLLEGE	28	15	--	--	--	--	--	19	--	--	--	--
MINN HAMLINF UNIVERSITY	39	58	--	--	--	--	--	48	8	--	--	--
MINN LEA COLLEGE	7	1	--	--	--	--	--	377	109	162	56	3
MINN MACALESTER COLLEGE	97	39	1	--	--	--	--	124	36	37	18	1
MINN MANKATO STATE COLLEGE	250	85	17	2	--	--	--	5	1	--	--	--
MINN MOOREHEAD STATE COLLEGE	55	19	--	--	--	--	--	98	59	--	--	--
MINN ST CLOUD STATE COLLEGE	170	65	11	--	--	--	--	136	93	83	80	3
MINN ST JOHNS UNIVERSITY	81	--	--	--	--	--	--	1	59	1	15	--
MINN ST MARYS COLLEGE	56	1	--	--	--	--	--	64	--	--	--	--
MINN ST OLAF COLLEGE	90	39	--	--	--	--	--	38	18	--	--	--
MINN U OF MINN DULUTH	152	54	--	--	--	--	--	33	8	--	--	--
MINN U OF MINN MNPUS ST PAUL	466	347	176	76	62	9	--	1	59	9	15	--
MINN U OF MINN WPPRIS	42	12	--	--	--	--	--	64	--	--	--	--
MINN WINDOM STATE COLLEGE	59	15	30	1	--	--	--	38	18	--	--	--
MISS ALCOORN & G H COLLEGE	19	18	--	--	--	--	--	26	--	--	--	--
MISS BELHAVEN COLLEGE	6	3	--	--	--	--	--	33	8	--	--	--
MONT COLLEGE OF GREAT FALLS	14	11	--	--	--	--	--	14	11	--	--	--
MONT EASTERN MONTANA COLLEGE	52	12	--	--	--	--	--	52	12	--	--	--
MONT MONTANA STATE UNIVERSITY	60	31	--	--	--	--	--	60	31	19	5	4

TABLE 4.--BACHELOR'S, MASTER'S, AND DOCTOR'S DEGREES CONFERRED IN INSTITUTIONS OF HIGHER EDUCATION, BY SEX OF STUDENT, FIELD OF STUDY, STATE OR OTHER AREA, AND INSTITUTION: AGGREGATE UNITED STATES, 1968-69 --CONTINUED

FIELD OF STUDY, STATE OR OTHER AREA, AND INSTITUTION	BACHELOR'S DEGREES REQUIRING 4 OR 5 YEARS		MASTER'S DEGREES		DOCTOR'S DEGREES (PH.D., ED.D., ETC.)		BACHELOR'S DEGREES REQUIRING 4 OR 5 YEARS		MASTER'S DEGREES		DOCTOR'S DEGREES (PH.D., ED.D., ETC.)			
	1	2	3	4	5	6	7	1	2	3	4	5	6	7
	1	2	3	4	5	6	7	1	2	3	4	5	6	7
SOCIAL SCIENCES, TOTAL														
MONT NORTHERN MONTANA COLLEGE	20	2												
MONT ROCKY MOUNTAIN COLLEGE	10	7												
MONT UNIVERS. OF MONTANA	131	62		19	6								85	84
NEBR CHADRON STATE COLLEGE	31	9		5	2								61	10
NEBR COLLEGE OF ST. MARY	22	3		5	2									
NEBR CONCORDIA TEACHERS COL	81	43												
NEBR CREIGHTON UNIVERSITY	81	61		6	9									
NEBR DRAKA COLLEGE	24	24												
NEBR IOWA COLLEGE	25	2												
NEBR HASTINGS COLLEGE	12	10												
NEBR HIRSH SCOTT COLLEGE	30	2												
NEBR JOHN F. KENNEDY COLLEGE	26	4												
NEBR JOHN J. PERSHING COLLEGE	9													
NEBR KENNEDY STATE COLLEGE	38	17		6	3									
NEBR MIDLAND LUTHERAN COLLEGE	20	2												
NEBR NEBRASKA WESLEYAN UNIV	25	14												
NEBR PERU STATE COLLEGE	27													
NEBR UNION COLLEGE	17	8												
NEBR UNIV. NEBRASKA MAIN CAMPUS	201	104		63	25	13								
NEBR UNIV. NEBRASKA AT OMAHA	111	24		15	5									
NEBR WAYNE STATE COLLEGE	28	11		4										
NEV NEVADA SOUTHERN UNIV	27	8		1										
NEV UNIVERSITY OF NEVADA	66	27		6										
NH BELKNAP COLLEGE	9	2												
NH CANNAN COLLEGE	9													
NH DARTMOUTH COLLEGE	257			3										
NH FRANKLIN COLLEGE	6	2												
NH FRANKLIN PIERCE COLLEGE	14	5												
NH MOUNT ST. MARY COLLEGE		15												
NH NATHANIEL HAWTHORNE COL	28	5												
NH NEW ENGLAND COLLEGE	18	3												
NH PLYMOUTH STATE COLLEGE		20												
NH RIVIER COLLEGE		18												
NH ST. ANSELMS COLLEGE	132	1												
NH UNIV. OF NEW HAMPSHIRE	142	103		75	5									
NH UNIV. OF N. H. KEENE STATE COL	49	12												
NH UNIV. N. H. PLYMOUTH STATE COL	34	12												
NJ ALMA WHITE COLLEGE	3													
NJ BLOOMFIELD COLLEGE	37	25												
NJ CALDWELL COL. FOR WOMEN		65												
NJ COLLEGE OF ST. ELIZABETH		37												
NJ DREW UNIVERSITY	58	41		1										
NJ FAIRLEIGH DICKSON STATE COL	241	92		22	12									
NJ GEORGETOWN COURT COLLEGE		32												
NJ GLASSBORO STATE COLLEGE	27	13		13	3									
NJ JERSEY CITY STATE COLLEGE	36	13		7	1									
NJ MONMOUTH COLLEGE	56	18												
NJ MONTCLAIR STATE COLLEGE	51	46		10										
NJ NEWARK STATE COLLEGE	16	9												
NJ PATERSON STATE COLLEGE	23	16		25	4									
NJ PRINCETON UNIVERSITY	283			76	4	27								



TABLE 4.--BACHELOR'S, MASTER'S, AND DOCTOR'S DEGREES CONFERRED IN INSTITUTIONS OF HIGHER EDUCATION, BY SEX OF STUDENT, FIELD OF STUDY, STATE OR OTHER AREA, AND INSTITUTION: AGGREGATE UNITED STATES, 1968-69 --CONTINUED

FIELD OF STUDY, STATE OR OTHER AREA, AND INSTITUTION	BACHELOR'S DEGREES REQUIRING 4 OR 5 YEARS		MASTER'S DEGREES		DOCTOR'S DEGREES (PH.D., ED.D., ETC.)		BACHELOR'S DEGREES REQUIRING 4 OR 5 YEARS		MASTER'S DEGREES		DOCTOR'S DEGREES (PH.D., ED.D., ETC.)			
	1	2	3	4	5	6	7	1	2	3	4	5	6	7
	MEN	WOMEN	MEN	WOMEN	MEN	WOMEN	MEN	MEN	WOMEN	MEN	WOMEN	MEN	WOMEN	MEN
(CONTINUED)														
SOCIAL SCIENCES, TOTAL														
N C WARREN WILSON COLLEGE	22	12												
N C WESTERN CAROLINA UNIV	61	34		3	2									
N C WILMINGTON COLLEGE	32	6												
N C WINSTON-SALEM STATE COL	8	5												
N D DICKINSON STATE COLLEGE	12	9												
N D JAMESTOWN COLLEGE	12	5												
N D MARY COLLEGE	2	5												
N O MAYVILLE STATE COLLEGE	19	3												
N O MINOT STATE COLLEGE	30	15												
N D NORTH DAKOTA STATE UNIV	184	71		24	2									
N D UNIV N OAK MAIN CAMPUS	138	73		23	1									
N D UNIV N DAK ELLENDALE CTR	14	4												
N D VALLEY CITY STATE COLLEGE	30	2												
OHIO ANTIPOCH COL MAIN CAMPUS	27	16		54	31									
OHIO ASHLAND COLLEGE	23	14												
OHIO BALDWIN-WALLACE COLLEGE	33	36												
OHIO BUFFETON COLLEGE	22	7												
OHIO BOWLING GREEN ST UNIV ALL CAM	16													
OHIO BOWLING GREEN ST UNIV CAM	148	98		28	13									
OHIO CAPITAL UNIVERSITY	58	26		69	88									
OHIO CASE WESTERN RESERVE UNIV	89	78												
OHIO CEDARVILLE COLLEGE	18	4												
OHIO CENTRAL STATE UNIVERSITY	48	34												
OHIO CLEVELAND STATE UNIV	78	44												
OHIO COL MT ST JOSEPH ON OHIO	2	23												
OHIO COLLEGE OF STRUBENVILLE	29	30												
OHIO COLLEGE OF WOODSTER	83	44												
OHIO DEFIANCE COLLEGE	45	12												
OHIO DEWITSON UNIVERSITY	119	49												
OHIO DYKE COLLEGE	9	2												
OHIO FINDLAY COLLEGE	74	7												
OHIO HETDELBERG COLLEGE	3	18												
OHIO HERRIN COLLEGE	14	25												
OHIO JOHN CARROLL UNIVERSITY	144	12		13	7									
OHIO KENT ST UNIV MAIN CAMPUS	306	157		64	16									
OHIO KENYON COLLEGE	71													
OHIO LAKE ERIE COLLEGE	3	28												
OHIO MALONE COLLEGE	14	10												
OHIO MARIETTA COLLEGE	75	44												
OHIO MARY MANSE COLLEGE	2	91												
OHIO MIAMI UNIV ALL CAMPUSES	235	141		25	5									
OHIO MOUNT UNION COLLEGE	55	15												
OHIO MUSKINGUM COLLEGE	74	27												
OHIO NOTRE DAME COLLEGE	112	66												
OHIO OBERLIN COLLEGE	16	23												
OHIO OHIO DOMINICAN COL	64	25												
OHIO OHIO NATHAN H ALL CAMPUSES	703	342		117	68									
OHIO OHIO UNIV ALL CAMPUSES	265	138		35	7									
OHIO OHIO WESLEYAN UNIVERSITY	72	39												
OHIO OTCBERLIN COLLEGE	40	26												
OHIO OUR LADY OF CINCINN COL	57													

TABLE 4.--BACHELOR'S, MASTER'S, AND DOCTOR'S DEGREES CONFERRED IN INSTITUTIONS OF HIGHER EDUCATION, BY SEX OF STUDENT, FIELD OF STUDY, STATE OR OTHER AREA, AND INSTITUTION: AGGREGATE UNITED STATES, 1948-69 --CONTINUED

FIELD OF STUDY, STATE OR OTHER AREA, AND INSTITUTION	BACHELOR'S DEGREES REQUIRING 4 OR 5 YEARS		MASTER'S DEGREES		DOCTOR'S DEGREES (PH.D., ED.D., ETC.)		BACHELOR'S DEGREES REQUIRING 4 OR 5 YEARS		MASTER'S DEGREES		DOCTOR'S DEGREES (PH.D., ED.D., ETC.)			
	1	2	3	4	5	6	7	1	2	3	4	5	6	7
	MFN	WFN	MFN	WFN	MFN	WFN	MFN	WFN	MFN	WFN	MFN	WFN	MFN	WFN
SOCIAL SCIENCES, TOTAL														
PA ALLENTOWN COL ST FR D SALS	63	7	-	-	-	-	-	26	9	-	-	-	-	-
PA ALLIANCE COL	21	-	-	-	-	-	-	59	13	-	-	-	-	-
PA ALVERNIA COLLEGE	-	4	-	-	-	-	-	106	37	1	-	-	-	-
PA BEAVER COLLEGE	-	29	-	-	-	-	-	75	29	38	5	-	-	-
PA BRYN MAWR COLLEGE	83	38	9	48	1	9	80	-	8	4	1	-	-	
PA SPOCKNELL UNIVERSITY	-	4	-	-	-	-	-	93	49	11	3	-	-	-
PA CARRINI COLLEGE	-	-	-	-	-	-	-	481	237	64	15	-	-	-
PA CARNEGIE-MELLON UNIV	12	23	-	36	19	10	-	18	1	-	-	-	-	-
PA CEDAR CREST COLLEGE	-	51	-	-	-	-	-	-	35	13	-	-	-	-
PA CHATHAM COLLEGE	-	47	-	-	-	-	-	68	21	13	-	-	-	-
PA CHESTNUT HILL COLLEGE	-	34	-	-	-	-	-	161	14	-	-	-	-	-
PA COLLEGE WISERICORDIA	-	23	-	-	-	-	-	76	-	-	-	-	-	-
PA DICKINSON COLLEGE	103	28	-	-	-	-	-	-	-	-	-	-	-	-
PA Drexel INST OF TECHNOLOGY	10	5	-	-	-	-	-	49	19	1	1	-	-	-
PA DROPSIE COL HERR COG LRNG	-	56	-	-	-	-	-	52	30	1	1	-	-	-
PA DUQUESNE UNIVERSITY	115	56	-	29	11	1	-	290	241	110	35	-	-	-
PA EASTERN BAPTIST COLLEGE	20	24	-	-	-	-	-	37	24	-	-	-	-	-
PA ELIZABETHTOWN COLLEGE	47	14	-	-	-	-	-	377	174	215	134	88	10	
PA FRANKLIN & MARSHALL COL	142	12	-	11	2	-	-	399	155	152	81	31	3	
PA GANNON COLLEGE	83	12	-	-	-	-	-	140	-	15	5	-	-	
PA GENEVA COLLEGE	42	14	-	-	-	-	-	93	28	-	-	-	-	
PA GETTYSBURG COLLEGE	125	30	-	-	-	-	-	280	24	27	25	-	-	
PA GROVE CITY COLLEGE	77	12	-	-	-	-	-	30	11	-	-	-	-	
PA GWYNEDD-MERCY COLLEGE	44	13	-	-	-	-	-	38	13	7	-	-	-	
PA HAVERFORD COLLEGE	44	17	-	-	-	-	-	46	44	-	-	-	-	
PA HOLY FAMILY COLLEGE	-	58	-	-	-	-	-	52	52	-	-	-	-	
PA PHARACOLATA COLLEGE	-	58	-	-	-	-	-	11	12	-	-	-	-	
PA INDIANA U OF PA ALL CAM	182	40	37	8	-	-	-	262	64	26	37	20	2	
PA JUNIATA COLLEGE	59	18	-	-	-	-	-	-	3	-	-	-	-	
PA KINGS COLLEGE	138	-	-	-	-	-	-	317	8	17	-	-	-	
PA LAFAYETTE COLLEGE	151	-	-	-	-	-	-	47	46	3	4	-	-	
PA LA ROCHE COLLEGE	-	16	-	-	-	-	-	59	67	44	10	-	-	
PA LA SALLE COLLEGE	221	-	-	-	-	-	-	-	-	-	-	-	-	
PA LEBANON VALLEY COLLEGE	24	9	-	-	-	-	-	19	13	-	-	-	-	
PA LEHIGH UNIVERSITY	114	4	33	3	1	-	-	35	36	-	-	-	-	
PA LINCOLN UNIVERSITY	73	4	-	-	-	-	-	20	2	-	-	-	-	
PA LYCOMING COLLEGE	63	42	-	-	-	-	-	2	3	-	-	-	-	
PA MARYWOOD COLLEGE	-	34	1	3	-	-	-	178	-	-	-	-	-	
PA MERCYHURST COLLEGE	-	16	-	-	-	-	-	-	34	-	-	-	-	
PA MESSIAH COLLEGE	17	12	-	-	-	-	-	81	1	10	-	-	-	
PA MORAVIAN COL MAIN CAMPUS	60	33	-	-	-	-	-	14	9	-	-	-	-	
PA MOUNT MERCY COLLEGE	-	47	-	-	-	-	-	-	11	-	-	-	-	
PA MUILENBERG COLLEGE	71	32	-	-	-	-	-	-	34	-	-	-	-	
PA OUR LADY OF ANGELS COL	-	4	-	-	-	-	-	-	4	-	-	-	-	
PA P M C COLLEGES	153	-	-	-	-	-	-	-	4	-	-	-	-	
PA RHOENSBURG STATE COLLEGE	79	19	10	3	-	-	-	-	9	-	-	-	-	
PA CALIFORNIA STATE COLLEGE	96	20	1	-	-	-	-	-	11	-	-	-	-	
PA CHEYNEY STATE COLLEGE	37	27	-	-	-	-	-	-	32	5	3	-	-	
PA CLARION ST COL MAIN CAM	73	16	-	-	-	-	-	23	18	-	-	-	-	
PA EAST STRODSBURG ST COL	49	14	9	1	-	-	-	47	19	-	-	-	-	
PA EDINBORO STATE COLLEGE	61	17	17	1	1	-	-	10	17	-	-	-	-	
PA KUTZTOWN STATE COLLEGE	65	15	14	1	1	-	-	10	16	-	-	-	-	
PA NEWBERRY COLLEGE	-	34	-	-	-	-	-	34	5	-	-	-	-	
PA PRESBYTERIAN COLLEGE	-	43	-	-	-	-	-	43	5	-	-	-	-	

(CONTINUED)

TABLE 4.--BACHELOR'S, MASTER'S, AND DOCTOR'S DEGREES CONFERRED IN INSTITUTIONS OF HIGHER EDUCATION, BY SEX OF STUDENT, FIELD OF STUDY, STATE OR OTHER AREA, AND INSTITUTION: AGGREGATE UNITED STATES, 1968-69 --CONTINUED

FIELD OF STUDY, STATE OR OTHER AREA, AND INSTITUTION	BACHELOR'S DEGREES REQUIRING 4 OR 5 YEARS		MASTER'S DEGREES		DOCTOR'S DEGREES (PH.D., ED.D., ETC.)		BACHELOR'S DEGREES REQUIRING 4 OR 5 YEARS		MASTER'S DEGREES		DOCTOR'S DEGREES (PH.D., ED.D., ETC.)			
	1	2	3	4	5	6	7	1	2	3	4	5	6	7
	1	2	3	4	5	6	7	1	2	3	4	5	6	7
SOCIAL SCIENCES, TOTAL														
S C SOUTH CAROLINA ST COLLEGE	19	15	1	1	1	1	1	20	8	2	2	1	1	1
S C UNIV S C ALL CAMPUSES	113	62	1	11	3	2	2	24	8	1	1	1	1	1
S C VANDERBILT COLLEGE	13	8	1	1	1	1	1	4	1	1	1	1	1	1
S C WINTHROP COLLEGE	69	1	1	1	1	1	1	112	72	18	2	1	1	1
S C WOFFORD COLLEGE	126	1	1	1	1	1	1	15	16	1	1	1	1	1
S D AUGUSTANA COLLEGE	57	27	1	1	1	1	1	1	1	1	1	1	1	1
S D BLACK HILLS STATE COLLEGE	59	14	1	1	1	1	1	1	1	1	1	1	1	1
S D DAKOTA WESLEYAN UNIV	15	8	1	1	1	1	1	1	1	1	1	1	1	1
S D GEN BEADLE STATE COLLEGE	32	3	1	1	1	1	1	96	34	28	7	1	1	1
S D HIRON COLLEGE	11	1	1	1	1	1	1	17	12	10	1	1	1	1
S D MOUNT MARY COLLEGE	17	1	1	1	1	1	1	1	1	1	1	1	1	1
S D NORTHERN STATE COLLEGE	69	12	1	1	1	1	1	14	8	1	1	1	1	1
S D S DIX FALLS COLLEGE	27	7	1	1	1	1	1	25	8	1	1	1	1	1
S D SOUTH DAKOTA STATE UNIV	78	28	1	8	1	1	1	11	16	1	1	1	1	1
S D SOUTHERN STATE COLLEGE	25	1	1	1	1	1	1	1	1	1	1	1	1	1
S D UNIVERSITY SOUTH DAKOTA	137	35	1	29	1	1	1	8	4	1	1	1	1	1
S D YANKTON COLLEGE	33	5	1	1	1	1	1	108	64	5	1	1	1	1
TENN AUSTIN PEAY STATE UNIV	37	9	1	4	1	1	1	4	2	1	1	1	1	1
TENN BELMONT COLLEGE	21	5	1	1	1	1	1	3	26	1	1	1	1	1
TENN BETHLEH COLLEGE	21	6	1	1	1	1	1	24	7	1	1	1	1	1
TENN CARSON NEWMAN COLLEGE	50	35	1	1	1	1	1	36	15	5	2	1	1	1
TENN CHRISTIAN BROTHERS COL	11	1	1	1	1	1	1	163	102	27	4	1	1	1
TENN DAVID LIPSCOMB COLLEGE	33	18	1	4	1	1	1	2	38	22	25	1	1	1
TENN E TENN ST U ALL CAMPUSES	121	60	1	8	1	1	1	33	19	1	1	1	1	1
TENN FISK UNIVERSITY	30	44	1	2	1	1	1	5	1	1	1	1	1	1
TENN GEORGE PEABODY COL TCNRS	12	30	1	10	1	1	1	63	24	2	4	1	1	1
TENN KING COLLEGE	17	8	1	3	1	1	1	46	1	1	1	1	1	1
TENN KNOXVILLE COLLEGE	16	22	1	1	1	1	1	134	25	34	4	1	1	1
TENN LANARUTH COLLEGE	35	14	1	1	1	1	1	105	59	24	3	1	1	1
TENN LANE COLLEGE	21	27	1	1	1	1	1	121	70	25	14	1	1	1
TENN LEF COLLEGE	21	10	1	1	1	1	1	1	1	1	1	1	1	1
TENN LE MOYNE-WOMEN COLLEGE	12	14	1	1	1	1	1	22	11	1	1	1	1	1
TENN LINCOLN MEMORIAL UNIV	14	13	1	1	1	1	1	88	56	8	4	1	1	1
TENN MARYVILLE COLLEGE	21	20	1	1	1	1	1	98	42	10	7	1	1	1
TENN MEMPHIS STATE UNIVERSITY	116	65	1	30	1	1	1	35	10	1	1	1	1	1
TENN MIDDLE TENNESSEE ST UNIV	144	79	1	18	1	1	1	62	43	9	4	1	1	1
TENN MULLIGAN COLLEGE INC	8	16	1	1	1	1	1	14	21	5	1	1	1	1
TENN SCARRITT COLLEGE	9	14	1	1	1	1	1	26	6	1	1	1	1	1
TENN STENA COLLEGE	9	25	1	1	1	1	1	132	4	21	5	3	1	1
TENN SOUTHERN MISSIONARY COL	8	2	1	1	1	1	1	106	67	23	6	2	1	1
TENN SOUTHWESTERN AT MEMPHIS	44	17	1	1	1	1	1	10	3	1	1	1	1	1
TENN TENN AG & INDUS ST UNIV	69	91	1	4	1	1	1	14	8	1	1	1	1	1
TENN TENN TECHNOLOGICAL UNIV	65	40	1	4	1	1	1	24	37	1	1	1	1	1
TENN TENNESSEE TEMPLE COLLEGE	19	2	1	1	1	1	1	190	124	27	5	1	1	1
TENN TENN WESLEYAN COLLEGE	18	6	1	1	1	1	1	18	12	1	1	1	1	1
TENN TREVECCA NAZARENE COLLEGE	9	1	1	1	1	1	1	86	86	11	1	1	1	1
TENN TUSCULUM COLLEGE	17	8	1	1	1	1	1	51	32	7	1	1	1	1
TENN UNION UNIVERSITY	16	9	1	1	1	1	1	7	4	1	1	1	1	1
TENN UNIVERSITY OF THE SOUTH	89	1	1	1	1	1	1	28	9	2	1	1	1	1
TENN UNIV OF TENN ALL CAMPUSES	282	154	1	76	63	8	1	228	88	44	13	1	1	1
TENN VANDERBILT UNIVERSITY	193	48	1	45	16	15	2	126	51	2	1	1	1	1
TENN WM JENNINGS BRYAN COLLEGE	4	1	1	1	1	1	1	570	375	88	72	32	6	1
TENN UNIV OF TEXAS AT AUSTIN	123	90	1	15	1	1	1	123	90	15	1	1	1	1
TENN WAYLAND BAPTIST COLLEGE	7	9	1	1	1	1	1	7	9	1	1	1	1	1

445

TABLE 4.--BACHELOR'S, MASTER'S, AND DOCTOR'S DEGREES CONFERRED IN INSTITUTIONS OF HIGHER EDUCATION BY SEX OF STUDENT, FIELD OF STUDY, STATE OR OTHER AREA, AND INSTITUTION: AGGREGATE UNITED STATES, 1968-69 --CONTINUED

FIELD OF STUDY, STATE OR OTHER AREA, AND INSTITUTION	BACHELOR'S DEGREES REQUIRING 4 OR 5 YEARS		MASTER'S DEGREES		DOCTOR'S DEGREES (PH.D., ED.D., ETC.)		BACHELOR'S DEGREES REQUIRING 4 OR 5 YEARS		MASTER'S DEGREES		DOCTOR'S DEGREES (PH.D., ED.D., ETC.)			
	1	2	3	4	5	6	7	1	2	3	4	5	6	7
	MEN	WOMEN	MEN	WOMEN	MEN	WOMEN	MEN	MEN	WOMEN	MEN	WOMEN	MEN	WOMEN	MEN
(CONTINUED)														
SOCIAL SCIENCES, TOTAL														
TX WEST TEXAS STATE UNIV	87	32	6	2	2	2	2	129	77	1	1	1	1	1
TX WILEY COLLEGE	15	10	1	1	1	1	1	16	16	1	1	1	1	1
UTAH BRIGHAM YOUNG UNIVERSITY	449	146	51	4	4	4	4	52	34	3	6	6	6	6
UTAH COLLEGE OF SOUTHERN UTAH	10	3	93	35	35	35	35	55	35	2	2	2	2	2
UTAH UNIV OF UTAH	287	144	51	11	11	11	11	12	6	6	6	6	6	6
UTAH UNIV ST UNIV MAIN CAMPUS	179	60	51	11	11	11	11	35	58	3	3	3	3	3
UTAH WEBER STATE COLLEGE	131	38	1	1	1	1	1	77	65	4	4	4	4	4
UTAH WESTMINSTER COLLEGE	42	13	1	1	1	1	1	60	31	1	1	1	1	1
VT BENNINGTON COLLEGE	12	12	1	1	1	1	1	516	395	161	102	43	10	10
VT CASTLETON STATE COLLEGE	39	16	1	1	1	1	1	9	1	1	1	1	1	1
VT GODDARD COLLEGE	23	21	1	1	1	1	1	194	98	47	4	20	2	2
VT JOHNSON STATE COLLEGE	23	11	1	1	1	1	1	189	120	13	3	3	3	3
VT LYNDON STATE COLLEGE	25	1	1	1	1	1	1	52	19	1	1	1	1	1
VT MARLBOROUGH COLLEGE	6	2	1	1	1	1	1	30	30	1	1	1	1	1
VT MIDDLEBURY COLLEGE	90	50	1	1	1	1	1	24	17	1	1	1	1	1
VT NORTHERN UNIVERSITY	60	1	1	1	1	1	1	76	9	1	1	1	1	1
VT ST MICHAEL'S COLLEGE	115	1	1	1	1	1	1	15	14	1	1	1	1	1
VT TRINITY COLLEGE	35	1	1	1	1	1	1	12	12	1	1	1	1	1
VT UNIV OF VT F ST AGRIC COL	139	48	8	4	4	4	4	14	12	1	1	1	1	1
VT WINCHAMPTON COLLEGE	33	1	1	1	1	1	1	47	32	1	1	1	1	1
VT WINDHAM COLLEGE	37	25	1	1	1	1	1	23	6	1	1	1	1	1
VT WINDHAM COLLEGE	135	102	4	5	5	5	5	107	55	16	8	8	8	8
VA COL Wm & MARY MAIN CAMPUS	24	11	1	1	1	1	1	84	62	6	6	6	6	6
VA EASTERN MICHIGAN COLLEGE	81	22	1	1	1	1	1	39	11	1	1	1	1	1
VA EMORY & HENRY COLLEGE	76	1	1	1	1	1	1	46	18	1	1	1	1	1
VA HAMPTON COLLEGE	47	36	1	1	1	1	1	17	11	1	1	1	1	1
VA HOLLINS COLLEGE	74	74	1	1	1	1	1	32	27	1	1	1	1	1
VA LONGWOOD COLLEGE	39	39	1	1	1	1	1	152	81	66	21	2	2	2
VA LYNDENBURG COLLEGE	42	36	1	1	1	1	1	40	32	1	1	1	1	1
VA MADISON COLLEGE	12	75	10	2	2	2	2	68	59	1	1	1	1	1
VA MARY BALDWIN COLLEGE	34	25	1	1	1	1	1	51	19	1	1	1	1	1
VA MARY BALDWIN COLLEGE	92	54	6	3	3	3	3	36	24	1	1	1	1	1
VA MARY BALDWIN COLLEGE	92	54	6	3	3	3	3	40	32	1	1	1	1	1
VA RANDOLPH COLLEGE	92	84	3	2	2	2	2	46	18	1	1	1	1	1
VA RANDOLPH MACON WOMAN'S COL	42	36	1	1	1	1	1	17	11	1	1	1	1	1
VA ROANOKE COLLEGE	12	75	10	2	2	2	2	32	27	1	1	1	1	1
VA ST PAULS COLLEGE	3	4	1	1	1	1	1	152	81	66	21	2	2	2
VA STRATFORD COLLEGE	2	2	1	1	1	1	1	40	32	1	1	1	1	1
VA SWEET BRIAR COLLEGE	35	35	1	1	1	1	1	46	18	1	1	1	1	1
VA UNIVERSITY OF RICHMOND	172	48	4	2	2	2	2	68	59	1	1	1	1	1
VA UNIV OF VA MARY WASH COL	133	133	35	35	35	35	35	51	19	1	1	1	1	1
VA UNIV VIRGINIA MAIN CAMPUS	364	4	97	35	35	35	35	36	24	1	1	1	1	1
VA UNIV VA GEO MASON COLLEGE	30	19	1	1	1	1	1	40	32	1	1	1	1	1
VA VA COMMONWEALTH UNIV ALL CAM	86	81	23	24	24	24	24	68	59	1	1	1	1	1
VA VIRGINIA MILITARY INST	93	1	1	1	1	1	1	51	19	1	1	1	1	1
VA VIRGINIA POLY INSTITUTE	217	18	14	14	14	14	14	36	4	4	4	4	4	4
VA VIRGINIA SEMINARY & COL	2	1	1	1	1	1	1	39	39	1	1	1	1	1
VA VA STATE COL MAIN CAMPUS	28	41	2	1	1	1	1	6	6	1	1	1	1	1
VA VA STATE COL NORFOLK DIV	35	41	1	1	1	1	1	59	34	1	1	1	1	1
VA VIRGINIA UNION UNIVERSITY	18	45	1	1	1	1	1	27	3	3	3	3	3	3
VA WASHINGTON & LEE UNIV	128	128	1	1	1	1	1	50	15	15	15	15	15	15
VA WASHINGTON & LEE UNIV	128	128	1	1	1	1	1	34	35	35	35	35	35	35
WASH CENTRAL WASHINGTON ST COL	214	125	3	1	1	1	1	646	538	305	177	117	13	13
WASH CENTRAL WASHINGTON ST COL	214	125	3	1	1	1	1	228	131	106	57	106	57	57

TABLE 4.--BACHELOR'S, MASTER'S, AND DOCTOR'S DEGREES CONFERRED IN INSTITUTIONS OF HIGHER EDUCATION, BY SEX OF STUDENT, FIELD OF STUDY, STATE OR OTHER AREA, AND INSTITUTION--AGGREGATE UNITED STATES, 1968-69 --CONTINUED

FIELD OF STUDY, STATE OR OTHER AREA, AND INSTITUTION	BACHELOR'S DEGREES REQUIRING 4 OR 5 YEARS		MASTER'S DEGREES		DOCTOR'S DEGREES (PH.D., ED.D., ETC.)		BACHELOR'S DEGREES REQUIRING 4 OR 5 YEARS		MASTER'S DEGREES		DOCTOR'S DEGREES (PH.D., ED.D., ETC.)			
	1	2	3	4	5	6	7	1	2	3	4	5	6	7
	MFN	WFN	MFN	WFN	MFN	WFN	MFN	MFN	WFN	MFN	WFN	MFN	WFN	MFN
(CONTINUED)														
SOCIAL SCIENCES, TOTAL														
WIS STATE UNIV EAU CLAIRE	88	42	10	2	2	2	2	10	15	5	3	1	1	1
WIS STATE UNIV LA CROSSE	92	28	10	2	2	2	2	15	11	5	3	1	1	1
WIS STATE UNIV DSHKOSH	170	76	17	1	1	1	1	14	20	6	1	3	1	1
WIS ST U PLATWAIN CAM	46	7	7	1	1	1	1	6	6	2	1	3	1	1
WIS STATE UNIV RIVER FALLS	51	22	5	1	1	1	1	7	20	7	2	5	1	1
WIS STATE UNIV STEVENS PNT	125	37	3	1	1	1	1	20	20	7	2	5	1	1
WIS STATE UNIV SUPERIOR	40	15	7	1	1	1	1	78	79	7	2	5	1	1
WIS STATE UNIV WHITEWATER	98	25	25	4	4	4	4	62	127	12	5	1	1	1
WYO UNIVERSITY OF WYOMING	98	28	19	5	5	5	5	94	131	9	6	2	2	2
U S S AIR FORCE ACADEMY	142	26	26	1	1	1	1	34	87	6	2	2	2	2
U S S NAVAL ACADEMY	26	1	1	1	1	1	1	76	152	16	2	2	2	2
U S S NAVAL POSTGRAD SCHOOL	43	1	1	1	1	1	1	76	152	16	2	2	2	2
GUAM COLLEGE OF GUAM	11	7	7	6	6	6	6	125	211	1	1	1	1	1
P R CATHOLIC UNIV OF P R	52	117	117	1	1	1	1	7	13	1	1	1	1	1
P R COL OF THE SACRED HEART	1	21	21	1	1	1	1	110	171	34	4	4	4	4
P R INTER AMER U PR ALL CAM	93	114	114	1	1	1	1	186	424	7	2	2	2	2
P R U PUERTO RICO ALL CPUSSES	242	351	351	17	68	68	68	44	44	4	4	1	1	1
SOCIAL SCIENCES, GENERAL														
ALA ALABAMA A & M COLLEGE	7	5	5	1	1	1	1	144	305	15	1	1	1	1
ALA ALABAMA COLLEGE	2	1	1	1	1	1	1	3	7	1	1	1	1	1
ALA ATHENS COLLEGE	1	2	2	1	1	1	1	5	6	1	1	1	1	1
ALA AUBURN UNIV	8	11	11	4	4	4	4	1	3	1	1	1	1	1
ALA BIRMINGHAM SOUTHERN COL	1	1	1	1	1	1	1	1	1	1	1	1	1	1
ALA FLORENCE STATE COLLEGE	9	13	13	1	1	1	1	1	1	1	1	1	1	1
ALA HUNTINGDON COLLEGE	3	3	3	1	1	1	1	1	1	1	1	1	1	1
ALA JUDSON COLLEGE	2	2	2	1	1	1	1	1	1	1	1	1	1	1
ALA LIVINGSTON UNIVERSITY	34	5	5	1	1	1	1	1	1	1	1	1	1	1
ALA MILES COLLEGE	15	33	33	1	1	1	1	1	1	1	1	1	1	1
ALA SAMEFORD UNIVERSITY	6	7	7	1	1	1	1	1	1	1	1	1	1	1
ALA STILLMAN COLLEGE	1	5	5	1	1	1	1	1	1	1	1	1	1	1
ALA TROY ST COL ALL CAMPUSES	36	25	25	4	4	4	4	1	1	1	1	1	1	1
ALA TUSKEGEE INSTITUTE	10	4	4	1	1	1	1	1	1	1	1	1	1	1
ALA UNIV ALABAMA MATH CAMPUS	5	7	7	1	1	1	1	1	1	1	1	1	1	1
ALA UNIV OF SOUTH ALABAMA	18	20	20	1	1	1	1	1	1	1	1	1	1	1
ALA UNIV OF ALAS ALL CAMPUSES	2	1	1	1	1	1	1	1	1	1	1	1	1	1
ARIZ GRAND CANYON COLLEGE	3	3	3	1	1	1	1	1	1	1	1	1	1	1
ARIZ NORTHERN ARIZONA UNIV	31	16	16	17	3	3	3	8	20	2	2	2	2	2
ARIZ UNIVERSITY OF ARIZONA	24	15	15	1	1	1	1	1	1	1	1	1	1	1
ARK ARKANSAS A & M COLLEGE	4	9	9	1	1	1	1	1	1	1	1	1	1	1
ARK ARKANSAS A & M UNIV	7	15	15	1	1	1	1	1	1	1	1	1	1	1
ARK ARKANSAS BAPTIST COLLEGE	8	7	7	1	1	1	1	1	1	1	1	1	1	1
ARK ARKANSAS COLLEGE	2	1	1	1	1	1	1	1	1	1	1	1	1	1
ARK ARK ST UNIV ALL CAMPUSES	23	13	13	3	2	2	2	26	23	5	1	1	1	1
ARK COLLEGE OF THE OZARKS	10	3	3	1	1	1	1	1	1	1	1	1	1	1
ARK HARTING COL MAIN CAMPUS	9	7	7	1	1	1	1	1	1	1	1	1	1	1
ARK HENDERS STATE COLLEGE	19	6	6	1	1	1	1	1	1	1	1	1	1	1
ARK HENRIK COLLEGE	8	2	2	1	1	1	1	1	1	1	1	1	1	1
ARK JOHN BROWN UNIVERSITY	7	9	9	1	1	1	1	1	1	1	1	1	1	1
ARK LITTLE ROCK UNIVERSITY	3	1	1	1	1	1	1	1	1	1	1	1	1	1
ARK OKMCHA BAPTIST UNIV	4	5	5	1	1	1	1	1	1	1	1	1	1	1
ARK PHILANDER SMITH COLLEGE	2	1	1	1	1	1	1	1	1	1	1	1	1	1

TABLE 4.--BACHELOR'S, MASTER'S, AND DOCTOR'S DEGREES CONFERRED IN INSTITUTIONS OF HIGHER EDUCATION, BY SEX OF STUDENT, FIELD OF STUDY, STATE OR OTHER AREA, AND INSTITUTION: AGGREGATE UNITED STATES, 1968-69 --CONTINUED

FIELD OF STUDY, STATE OR OTHER AREA, AND INSTITUTION	BACHELOR'S DEGREES REQUIRING 4 OR 5 YEARS		MASTER'S DEGREES		DOCTOR'S DEGREES (PH.D., ED.D., ETC.)		BACHELOR'S DEGREES REQUIRING 4 OR 5 YEARS		MASTER'S DEGREES		DOCTOR'S DEGREES (PH.D., ED.D., ETC.)	
	2	3	4	5	6	7	2	3	4	5	6	7
	MEN	WOMEN	MEN	WOMEN	MEN	WOMEN	MEN	WOMEN	MEN	WOMEN	MEN	WOMEN
SOCIAL SCIENCES, GENERAL												
CONN WESLEYAN UNIVERSITY	13	4	14	5	-	-	15	6	-	-	-	-
CONN WESTERN CONN ST COLLEGE	6	6	-	-	-	-	27	7	-	-	-	-
DEL UNIVERSITY OF DELAWARE	4	3	-	-	-	-	10	2	-	-	-	-
D C AMERICAN UNIVERSITY	-	-	-	-	-	-	3	2	12	7	-	-
D C GEORGE WASHINGTON UNIV	-	9	-	-	-	-	43	69	19	23	-	-
FLA RETHUNE COOKMAN COLLEGE	16	9	-	-	-	-	2	-	1	-	-	-
FLA FLORIDA MEMORIAL COLLEGE	16	3	-	-	-	-	11	8	-	-	-	-
FLA FLORIDA SOUTHERN COLLEGE	23	11	8	5	-	-	5	2	-	-	-	-
FLA ROLLINS COL ALL CAMPUSES	-	-	-	-	-	-	95	37	8	1	7	-
FLA SOUTHEASTERN BIBLE COL	17	12	-	-	-	-	3	-	-	-	-	-
FLA FLORIDA ATLANTIC UNIV	64	44	-	-	-	-	2	-	-	-	-	-
FLA FLORIDA STATE UNIVERSITY	59	33	9	6	-	-	85	38	13	-	-	-
FLA UNIV OF SOUTH FLORIDA	55	31	5	7	-	-	113	67	13	6	-	-
FLA UNIV OF WEST FLORIDA	9	8	-	-	-	-	9	2	-	-	-	-
FLA STETSON UNIVERSITY	3	4	1	-	-	-	7	3	-	-	-	-
FLA UNIVERSITY OF MIAMI	26	9	-	-	-	-	6	4	-	-	-	-
FLA UNIVERSITY OF TAMPA	1	7	-	-	-	-	1	1	-	-	-	-
GA BERRY COLLEGE	15	7	-	-	-	-	-	-	9	4	-	-
GA ARNOLD COLLEGE	-	11	-	-	-	-	-	2	-	-	-	-
GA CLARK COLLEGE	2	10	-	-	-	-	6	4	-	-	-	-
GA GOVERNMENT COLLEGE	-	2	-	-	-	-	-	-	-	-	-	-
GA EMORY UNIV ALL CAMPUSES	2	2	5	7	-	-	-	-	-	-	-	-
GA FORT VALLEY STATE COLLEGE	18	11	-	-	-	-	-	-	-	-	-	-
GA GEORGIA COLLEGE	3	14	1	-	-	-	-	-	-	-	-	-
GA GEORGIA SOUTHERN COLLEGE	33	26	6	1	-	-	-	-	-	-	-	-
GA GEORGIA SOUTHWESTERN COL	7	1	-	-	-	-	-	-	-	-	-	-
GA LA GRANGE COLLEGE	2	4	-	-	-	-	-	-	-	-	-	-
GA REACER UNIV ALL CAMPUSES	-	-	1	-	-	-	19	5	-	-	-	-
GA MORRIS ORSHAN COLLEGE	7	6	-	-	-	-	15	29	-	-	-	-
GA SAVANNAH STATE COLLEGE	3	12	-	-	-	-	23	5	-	-	-	-
GA SPELMAN COLLEGE	3	7	-	-	-	-	6	3	-	-	-	-
GA UNIVERSITY OF GEORGIA	32	31	6	2	-	-	11	2	6	3	-	-
GA VALDOSTA STATE COLLEGE	13	8	-	-	-	-	19	1	-	-	-	-
HAWAII CHURCH COLLEGE OF HAWAII	1	-	-	-	-	-	15	29	-	-	-	-
IDA BOISE STATE COLLEGE	30	3	-	-	-	-	6	5	-	-	-	-
IDA COLLEGE OF IDAHO	3	3	-	-	-	-	11	2	-	-	-	-
IDA IDAHO STATE UNIVERSITY	6	3	-	-	-	-	1	1	-	-	-	-
IDA LEWIS-CLARK MEMORIAL SCHOOL	21	3	-	-	-	-	2	3	4	1	-	-
IDA NORTHWEST NAZARENE COL	8	2	-	-	-	-	10	3	7	1	-	-
ILL AUGUSTANA COLLEGE	3	1	-	-	-	-	-	-	-	-	-	-
ILL AURORA COLLEGE	6	1	-	-	-	-	3	-	-	-	-	-
ILL BLACKBURN COLLEGE	1	2	-	-	-	-	10	3	-	-	-	-
ILL DEPAUL UNIVERSITY	14	7	-	-	-	-	1	-	-	-	-	-
ILL EASTERN ILLINOIS UNIV	18	7	1	-	-	-	2	1	-	-	-	-
ILL GEORGE WILLIAMS COLLEGE	21	12	-	-	-	-	2	1	-	-	-	-
ILL ILLINOIS STATE UNIVERSITY	47	24	1	2	-	-	2	1	-	-	-	-
ILL MCKENZIE COLLEGE	9	4	-	-	-	-	15	2	1	-	-	-
ILL NORTHWESTERN ILL ST COL	2	23	2	2	-	-	64	18	6	1	-	-
ILL NORTHWESTERN ILLINOIS UNIV	21	9	-	-	-	-	18	15	-	-	-	-
ILL NORTH PARK COL & THEOD SEM	4	8	-	-	-	-	2	1	-	-	-	-
ILL OLIVET NAZARENE COLLEGE	5	1	-	-	-	-	7	2	-	-	-	-
ILL ROCKFORD COLLEGE	-	-	3	2	-	-	3	2	-	-	-	-
ILL ROOSEVELT UNIVERSITY	1	-	-	-	-	-	46	37	-	-	-	-
ILL ST ANAVIER COLLEGE	-	8	-	-	-	-	3	-	-	-	-	-

TABLE 4.--BACHELOR'S, MASTER'S, AND DOCTOR'S DEGREES CONFERRED IN INSTITUTIONS OF HIGHER EDUCATION, BY SEX OF STUDENT, FIELD OF STUDY, STATE OR OTHER AREA, AND INSTITUTION: AGGREGATE UNITED STATES, 1968-69 --CONTINUED

FIELD OF STUDY, STATE OR OTHER AREA, AND INSTITUTION	BACHELOR'S DEGREES REQUIRING 4 OR 5 YEARS		MASTER'S DEGREES		DOCTOR'S DEGREES (PH.D., ED.D., ETC.)		BACHELOR'S DEGREES REQUIRING 4 OR 5 YEARS		MASTER'S DEGREES		DOCTOR'S DEGREES (PH.D., ED.D., ETC.)	
	2	3	4	5	6	7	2	3	4	5	6	7
	MFN	WMEN	MEN	WMEN	MEN	WMEN	MFN	WMEN	MEN	WMEN	MEN	WMEN
(CONTINUED)												
SOCIAL SCIENCES, GENERAL												
KY EASTN KENTUCKY UNIVERSITY	31	10	1	2								
KY KENTUCKY STATE COLLEGE	1	1										
KY KENTUCKY WESTLEYAN COLLEGE	3	1										
KY MOREHEAD STATE UNIVERSITY	14	11										
KY MURRAY STATE UNIVERSITY	9	3										
KY NAZARETH COL OF KENTUCKY		5										
KY PIRKVILLE COLLEGE	9	2										
KY PENNSYLVANIA COLLEGE	3	1										
KY UNIV KY MAIN CAMPUS	20	5		2								
KY WESTN KENTUCKY UNIVERSITY	12	2										
LA CENTINARY COLLEGE	2											
LA DILLARD UNIVERSITY	4	1										
LA FRANCIS T NICHOLLS ST COL	19	14										
LA GRAMBLING COLLEGE	12	28										
LA LOUISIANA COLLEGE	3	6										
LA LOUISIANA POLY INSTITUTE	3	11		2								
LA LA ST U BATON ROUGE	16	40										
LA LA ST U NEW ORLEANS	2	8										
LA MCNEESE STATE COLLEGE	9	17										
LA NINEST LOUISIANA ST COL	8	18		1								
LA NINESTERN ST COL LOUISIANA	12	19		3								
LA ST MARYS DOMINICAN COL		3										
LA SOUTHERN LOUISIANA COL	24	19	1									
LA SOUTHERN UNIV & A & M COL	23	40	18	23								
LA TULANE UNIV OF LOUISIANA	2	2										
LA XAVIER UNIVERSITY OF LA	2	1										
ME RICKER COLLEGE	2	1										
ME ST JOSEPHS COLLEGE		7										
ME UNIV MAINE ALL CAMPUSES	41	13										
ME SIME STATE COLLEGE	7	2										
MD COPPIN STATE COLLEGE	5	2										
MD FROSTBURG STATE COLLEGE	13	1										
MD JOHNS HOPKINS U ALL CAM	16	3	6	4								
MD LOYOLA COLLEGE	1											
MD MORGAN STATE COLLEGE	6	4	12	1								
MD SALISBURY STATE COLLEGE	6											
MD TOMSON STATE COLLEGE	41	10										
MD UNIVERSITY OF BALTIMORE	20	4										
MD UNIV MD MAIN CAMPUS	31	44	3	5								
MD UNIV OF MARYLAND ST COL	3	7										
MD WESTERN MARYLAND COLLEGE			2									
MASS AMERICAN INTERNATL COL	4											
MASS ASSUMPTION COLLEGE	1		1									
MASS ATLANTIC UNION COLLEGE	7	1										
MASS AUGUSTINIAN COL, BERNARD VLY	16	19										
MASS BAKERSFIELD CHRISTIAN COL	2											
MASS BOSTON COLLEGE	9	11										
MASS BOSTON UNIVERSITY	17	21										
MASS EASTERN MAZARENE COLLEGE		1										
MASS GORDON COLLEGE	1	2										
MASS HARVARD UNIVERSITY	15	5	17	10								
MASS STATE COL AT SALEM	50	12										
MASS STATE COL AT WORCESTER	4	7										



TABLE 4.---BACHELOR'S, MASTER'S, AND DOCTOR'S DEGREES CONFERRED IN INSTITUTIONS OF HIGHER EDUCATION, BY SEX OF STUDENT, FIELD OF STUDY, STATE OR OTHER AREA, AND INSTITUTION: AGGREGATE UNITED STATES, 1968-69 ---CONTINUED

FIELD OF STUDY, STATE OR OTHER AREA, AND INSTITUTION	BACHELOR'S DEGREES REQUIRING 4 OR 5 YEARS		MASTER'S DEGREES		DOCTOR'S DEGREES (PH.D., ED.D., ETC.)		BACHELOR'S DEGREES REQUIRING 4 OR 5 YEARS		MASTER'S DEGREES		DOCTOR'S DEGREES (PH.D., ED.D., ETC.)			
	1	2	3	4	5	6	7	1	2	3	4	5	6	7
	1	2	3	4	5	6	7	1	2	3	4	5	6	7
SOCIAL SCIENCES, GENERAL														
N C ATLANTIC CHRISTIAN COL	8	10	-	-	-	-	-	-	-	2	3	-	-	-
N C BELMONT ABBEY COLLEGE	-	5	-	-	-	-	-	-	-	2	3	-	-	-
N C BENNETT COLLEGE	-	5	-	-	-	-	-	-	-	2	3	-	-	-
N C CAMPBELL COLLEGE	74	19	-	-	-	-	-	-	-	1	1	-	-	-
N C DAVIDSON COLLEGE	7	-	-	-	-	-	-	-	-	25	7	-	-	-
N C ELIZABETH CITY STATE COL	12	17	-	-	-	-	-	-	-	-	2	-	-	-
N C ELON COLLEGE	27	3	-	-	-	-	-	-	-	6	11	-	-	-
N C HIGH POINT COLLEGE	1	4	-	-	-	-	-	-	-	24	6	-	-	-
N C JOHNSON C SMITH UNIV	4	7	-	-	-	-	-	-	-	22	7	-	-	-
N C N C AG S TECH STATE UNIV	5	5	1	2	-	-	-	-	-	8	8	-	-	-
N C PFEIFFER COLLEGE	8	-	-	-	-	-	-	-	-	8	8	-	-	-
N C ST ANDREWS PRESBY COL	2	1	-	-	-	-	-	-	-	21	22	-	-	-
N C ST AUGUSTINES COL	1	-	-	-	-	-	-	-	-	14	6	-	-	-
N C UNIV OF NC AT CHAPEL HILL	14	35	-	2	-	-	-	-	-	33	43	-	-	-
N C WESTERN CAROLINA UNIV	35	31	3	1	-	-	-	-	-	2	20	26	-	-
N D DICKINSON STATE COLLEGE	12	5	-	-	-	-	-	-	-	3	3	-	-	-
N D MARY COLLEGE	2	2	-	-	-	-	-	-	-	19	7	13	-	-
N D MAYVILLE STATE COLLEGE	19	3	-	-	-	-	-	-	-	56	9	39	-	-
N D MINOT STATE COLLEGE	12	8	-	-	-	-	-	-	-	5	5	9	-	-
N D NORTH DAKOTA STATE UNIV	14	5	2	1	-	-	-	-	-	58	49	-	-	-
N D UNIV N DAK MAIN CAMPUS	48	15	1	-	-	-	-	-	-	58	49	11	6	-
N D UNIV N DAK ELLENDALE CTR	14	4	-	-	-	-	-	-	-	5	5	8	-	-
N D VALLEY CITY STATE COLLEGE	11	1	-	-	-	-	-	-	-	59	21	18	-	-
OHIO ANTIPOCH COL MAIN CAMPUS	-	1	54	31	-	-	-	-	-	64	38	-	-	-
OHIO ASHLAND COLLEGE	4	5	-	-	-	-	-	-	-	-	-	-	-	-
OHIO BALDWIN-WALLACE COLLEGE	1	-	-	-	-	-	-	-	-	18	8	-	-	-
OHIO BIRKBECK COLLEGE	4	-	-	-	-	-	-	-	-	6	4	-	-	-
OHIO RUFFINGTON COLLEGE	2	-	-	-	-	-	-	-	-	6	4	-	-	-
OHIO ROWLING GRN ST U ALL CAM	43	15	-	-	-	-	-	-	-	12	7	-	-	-
OHIO CAPITAL UNIVERSITY	11	1	-	-	-	-	-	-	-	12	7	-	-	-
OHIO CASE WESTERN RESERVE UNIV	4	-	-	-	-	-	-	-	-	-	-	-	-	-
OHIO CEDARVILLE COLLEGE	7	1	-	-	-	-	-	-	-	7	4	-	-	-
OHIO CLEVELAND STATE UNIV	15	7	-	-	-	-	-	-	-	1	1	-	-	-
OHIO COL AT ST JOSEPH ON OHIO	-	1	-	-	-	-	-	-	-	1	1	-	-	-
OHIO DEFIANCE COLLEGE	19	2	-	-	-	-	-	-	-	7	4	-	-	-
OHIO DYKE COLLEGE	3	1	-	-	-	-	-	-	-	18	8	-	-	-
OHIO FINDLAY COLLEGE	10	2	-	-	-	-	-	-	-	6	4	-	-	-
OHIO HIRAM COLLEGE	3	3	-	-	-	-	-	-	-	6	4	-	-	-
OHIO KENT ST UNIV MAIN CAMPUS	61	35	2	-	-	-	-	-	-	12	7	-	-	-
OHIO LAKE ERIE COLLEGE	1	1	-	-	-	-	-	-	-	8	8	-	-	-
OHIO MALONE COLLEGE	5	-	-	-	-	-	-	-	-	82	19	15	2	-
OHIO MARY WARD COLLEGE	1	77	-	-	-	-	-	-	-	3	31	-	-	-
OHIO MIAMI UNIV ALL CAMPUSES	54	38	-	-	-	-	-	-	-	3	1	-	-	-
OHIO NOTRE DAME COLLEGE	-	12	-	-	-	-	-	-	-	11	3	-	-	-
OHIO OHIO DOMINICAN COL	-	1	-	-	-	-	-	-	-	33	3	10	2	-
OHIO NTHRN U ALL CAMPUSES	3	3	-	-	-	-	-	-	-	49	11	1	-	-
OHIO OHIO ST UNIV ALL CAMPUSES	96	40	-	-	-	-	-	-	-	37	27	-	-	-
OHIO OHIO UNIV ALL CAMPUSES	59	15	-	-	-	-	-	-	-	48	9	-	-	-
OHIO OTTERBEIN COLLEGE	8	3	-	-	-	-	-	-	-	15	6	-	-	-
OHIO RIO GRANDE COLLEGE	3	-	-	-	-	-	-	-	-	61	16	17	1	-
OHIO UNIV OF AKRON	38	24	-	-	-	-	-	-	-	20	2	14	1	-
OHIO U CINCINNATI MAIN CAMPUS	11	11	-	-	-	-	-	-	-	26	9	-	-	-
OHIO UNIVERSITY OF DAYTON	6	-	-	-	-	-	-	-	-	52	10	-	-	-
OHIO UNIVERSITY OF TALEDO	85	226	-	-	-	-	-	-	-	50	10	1	-	-
OHIO URBANA COLLEGE	11	3	-	-	-	-	-	-	-	15	4	37	5	-
										77	38	11	1	3

TABLE 4.--BACHELOR'S, MASTER'S, AND DOCTOR'S DEGREES CONFERRED IN INSTITUTIONS OF HIGHER EDUCATION, BY SEX OF STUDENT, FIELD OF STUDY, STATE OR OTHER AREA, AND INSTITUTION: AGGREGATE UNITED STATES, 1968-69 --CONTINUED

Table with columns for degree level (Bachelor's, Master's, Doctor's) and sex (Men, Women) for each of the 4 or 5 years of study. Rows list institutions under 'SOCIAL SCIENCES, GENERAL' and 'FIELD OF STUDY, STATE OR OTHER AREA, AND INSTITUTION'. Includes sub-headers like '(CONTINUED)' and '(PH.D., ED.D., ETC.)'.

TABLE 4.—BACHELOR'S, MASTER'S, AND DOCTOR'S DEGREES CONFERRED IN INSTITUTIONS OF HIGHER EDUCATION, BY SEX OF STUDENT, FIELD OF STUDY, STATE OR OTHER AREA, AND INSTITUTION: AGGREGATE UNITED STATES, 1968-69 —CONTINUED

FIELD OF STUDY, STATE OR OTHER AREA, AND INSTITUTION	BACHELOR'S DEGREES REQUIRING 4 OR 5 YEARS		MASTER'S DEGREES		DOCTOR'S DEGREES (PH.D., ED.D., ETC.)		BACHELOR'S DEGREES REQUIRING 4 OR 5 YEARS		MASTER'S DEGREES		DOCTOR'S DEGREES (PH.D., ED.D., ETC.)				
	1	2	3	4	5	6	7	1	2	3	4	5	6	7	
	MEN		WOMEN		MEN		WOMEN		MEN		WOMEN		MEN		WOMEN
(CONTINUED)															
SOCIAL SCIENCES, GENERAL															
WIS ALVERNO COLLEGE	7	—	—	—	—	—	—	—	—	—	—	—	—	—	—
WIS CARTHAGE COLLEGE	2	4	—	—	—	—	—	—	—	—	—	—	—	—	—
WIS EDGEWOOD COLLEGE	3	—	—	—	—	—	—	—	—	—	—	—	—	—	—
WIS LAKELAND COLLEGE	1	—	—	—	—	—	—	—	—	—	—	—	—	—	—
WIS MAPLEHOLM COL OF FOND DU LAC	2	—	—	—	—	—	—	—	—	—	—	—	—	—	—
WIS MILTON COLLEGE	4	—	—	—	—	—	—	—	—	—	—	—	—	—	—
WIS MARY COLLEGE	10	—	—	—	—	—	—	—	—	—	—	—	—	—	—
WIS NORTHLAND COLLEGE	2	—	—	—	—	—	—	—	—	—	—	—	—	—	—
WIS STATE UNIV ENU CLAIRE	13	4	—	—	—	—	—	—	—	—	—	—	—	—	—
WIS STATE UNIV LA CROSSE	19	6	—	—	—	—	—	—	—	—	—	—	—	—	—
WIS STATE UNIV OSHKOSH	13	6	—	—	—	—	—	—	—	—	—	—	—	—	—
WIS ST U PLATV MAIN CAM	16	—	—	—	—	—	—	—	—	—	—	—	—	—	—
WIS STATE UNIV RIVER FALLS	10	—	—	—	—	—	—	—	—	—	—	—	—	—	—
WIS STATE UNIV STEVENS POINT	17	4	—	—	—	—	—	—	—	—	—	—	—	—	—
WIS STATE UNIV SUPERIOR	2	1	—	—	—	—	—	—	—	—	—	—	—	—	—
WIS STATE UNIV WHITEWATER	12	5	—	—	—	—	—	—	—	—	—	—	—	—	—
WYO UNIVERSITY OF WYOMING	25	6	—	—	—	—	—	—	—	—	—	—	—	—	—
CHAM COLLEGE OF GUAM	1	—	—	—	—	—	—	—	—	—	—	—	—	—	—
P R CATHOLIC UNIV OF P R	19	67	—	—	—	—	—	—	—	—	—	—	—	—	—
P R COL OF THE SACRED HEART	—	—	—	—	—	—	—	—	—	—	—	—	—	—	—
P R INTFR AMER U PR ALL CAM	14	17	—	—	—	—	—	—	—	—	—	—	—	—	—
P R U PUERTO RICO ALL CAMPUSES	105	99	—	—	—	—	—	—	—	—	—	—	—	—	—
AMERICAN STUDIES, CIVILIZATION, CULTURE	543	562	132	125	34	11	—	—	—	—	—	—	—	—	—
ALA UNIV ALABAMA MAIN CAMPUS	9	4	—	—	—	—	—	—	—	—	—	—	—	—	—
ARIZ NORTHERN ARIZONA UNIV	1	3	—	—	—	—	—	—	—	—	—	—	—	—	—
ARK QUACHITA BAPTIST UNIV	—	—	—	—	—	—	—	—	—	—	—	—	—	—	—
CAL CALIF STATE COL LOS ANGLS	21	67	9	3	—	—	—	—	—	—	—	—	—	—	—
CAL CHICO STATE COLLEGE	—	4	—	—	—	—	—	—	—	—	—	—	—	—	—
CAL SAN FRANCISCO STATE COL	6	10	—	—	—	—	—	—	—	—	—	—	—	—	—
CAL POMONA COLLEGE	—	1	—	—	—	—	—	—	—	—	—	—	—	—	—
CAL SCRIPPS COLLEGE	—	2	—	—	—	—	—	—	—	—	—	—	—	—	—
CAL DOMINICAN COL SAN RAFAEL	—	6	—	—	—	—	—	—	—	—	—	—	—	—	—
CAL MILLS COLLEGE	—	5	—	—	—	—	—	—	—	—	—	—	—	—	—
CAL SAN FRANCISCO COL WOMEN	—	3	—	—	—	—	—	—	—	—	—	—	—	—	—
CAL U OF CAL BERKLEY	2	3	—	—	—	—	—	—	—	—	—	—	—	—	—
CAL U OF CAL DAVIS	1	10	—	—	—	—	—	—	—	—	—	—	—	—	—
CAL U OF CAL IRVINE	1	1	—	—	—	—	—	—	—	—	—	—	—	—	—
CAL UNIV OF STRN CALIFORNIA	—	—	—	—	—	—	—	—	—	—	—	—	—	—	—
COLORADO STATE COLLEGE	—	—	—	—	—	—	—	—	—	—	—	—	—	—	—
COLORADO TEMPLE BUPELL COLLEGE	—	—	—	—	—	—	—	—	—	—	—	—	—	—	—
COLORADO UNIV GOLD ALL CAMPUSES	—	—	—	—	—	—	—	—	—	—	—	—	—	—	—
CONN WESLEYAN UNIVERSITY	6	—	—	—	—	—	—	—	—	—	—	—	—	—	—
CONN YALE UNIVERSITY	98	—	—	—	—	—	—	—	—	—	—	—	—	—	—
DEL UNIVERSITY OF DELAWARE	2	6	—	—	—	—	—	—	—	—	—	—	—	—	—
D C GEORGE WASHINGTON UNIV	10	16	—	—	—	—	—	—	—	—	—	—	—	—	—
FLA NEW COLLEGE	—	1	—	—	—	—	—	—	—	—	—	—	—	—	—
FLA FLORIDA STATE UNIVERSITY	—	2	—	—	—	—	—	—	—	—	—	—	—	—	—
FLA UNIV OF SOUTH FLORIDA	6	2	—	—	—	—	—	—	—	—	—	—	—	—	—
FLA STFTSON UNIVERSITY	4	1	—	—	—	—	—	—	—	—	—	—	—	—	—
FLA UNIVERSITY OF MIAMI	8	6	—	—	—	—	—	—	—	—	—	—	—	—	—
GA EMORY UNIV ALL CAMPUSES	—	2	—	—	—	—	—	—	—	—	—	—	—	—	—
GA WESLEYAN COLLEGE	—	3	—	—	—	—	—	—	—	—	—	—	—	—	—
HAWAII UNIV HAWAII MAIN CAMPUS	—	10	6	—	—	—	—	—	—	—	—	—	—	—	—



451
444

TABLE 4.--BACHELORS, MASTERS, AND DOCTOR'S DEGREES CONFERRED IN INSTITUTIONS OF HIGHER EDUCATION, BY SEX OF STUDENT, FIELD OF STUDY, STATE OR OTHER AREA, AND INSTITUTION: AGGREGATE UNITED STATES, 1968-69 --CONTINUED

FIELD OF STUDY, STATE OR OTHER AREA, AND INSTITUTION	BACHELOR'S DEGREES REQUIRING 4 OR 5 YEARS		MASTER'S DEGREES		DOCTOR'S DEGREES (PH.D., ED.D., ETC.)	
	2	3	4	5	6	7
	2	3	4	5	6	7
(CONTINUED)						
AMERICAN STUDIES, CIVILIZATION, CULTURE						
OHIO KENT ST UNIV MAIN CAMPUS		2				
OHIO PONTIFICAL COL JOSEPHINUM	5					
OHIO UNIVERSITY OF TOLEDO		1				
OHIO YOUNGSTOWN ST UNIVERSITY	2					
ORIG REEC COLLEGE	3					
PA CHATHAM COLLEGE		2				
PA DICKINSON COLLEGE	3					
PA EASTERN BAPTIST COLLEGE		8				
PA LAFAYETTE COLLEGE	10					
PA LF-HIGH UNIVERSITY	10					
PA LYCOMING COLLEGE		1				
PA PENN ST UNIV ALL CAMPUSES		13				
PA UNIV OF PENNSYLVANIA	13		8	11	5	
PA WILSON COLLEGE		5				
R I BRCHN UNIVERSITY	29	10		2	6	2
TENN UNIV OF TENN ALL CAMPUSES		2				
TEX RAYLOR UNIV MAIN CAMPUS						
TEX SOUTHERN METHODIST UNIV			5			
TEX UNIV TEXAS AT AUSTIN	6	7	4			
UTAH UNIV ST UNIV MAIN CAMPUS		2				
VT RENNINGTON COLLEGE	12	12				
VT MIDDLEBURY COLLEGE		6				
VT ST MICHAELS COLLEGE						
VA SWIFT BRAR COLLEGE		6				
VA UNIV OF VA MARY WASH COL		10				
WASH WASHINGTON STATE UNIV						
W VA BETHANY COLLEGE		1				
W VA W VA UNIV ALL CAMPUSES	21		3			
WIS BELLOIT COLLEGE	3	2				
WIS U OF WIS MADISON	21	16				
WIS U OF WIS MILWAUKEE			13			
WIS WIS STATE UNIV STEVENS PNT	1	1				
WIS WIS STATE UNIV WHITEMATER	1					
WYO UNIVERSITY OF WYOMING	5	1	4	3		
	1,269	1,721	326	181	138	42
(CONTINUED)						
ANTHROPOLOGY						
ALA UNIV ALABAMA MAIN CAMPUS	3	2	1			
ALAS ALASKA METHODIST UNIV		1				
ALAS U OF ALAS ALL CAMPUSES	3	1				
ARIZ ARIZONA STATE UNIVERSITY	6	7	1			
ARIZ NORTHERN ARIZONA UNIV	3					
ARIZ UNIVERSITY OF ARIZONA	29	24	15	6	8	1
ARK UNIV ARK MAIN CAMPUS	2	1				
CAL CALIF STATE COL FULLERTON	14	14				
CAL CALIFORNIA ST COL HAYWARD	3					
CAL CALIF STATE COL LONG BCH	23	32				
CAL CALIF STATE COL LOS ANGLS	18	18	2			
CAL CHICO STATE COLLEGE	7	5				
CAL FRESNO ST COL MAIN CAMPUS	1	1				
CAL SACRAMENTO STATE COLLEGE	18	20	3	4		
CAL SAN DIEGO ST COL MAIN CAMPUS	8	13				
CAL SAN FRANCISCO STATE COL	30	45				
CAL SAN FRANCISCO STATE COL	25	48	6	2		

TABLE 4.---BACHELOR'S, MASTER'S, AND DOCTOR'S DEGREES CONFERRED IN INSTITUTIONS OF HIGHER EDUCATION, BY SEX OF STUDENT, FIELD OF STUDY, STATE OR OTHER AREA, AND INSTITUTION: AGGREGATE UNITED STATES, 1968-69 ---CONTINUED

FIELD OF STUDY, STATE OR OTHER AREA, AND INSTITUTION	BACHELOR'S DEGREES REQUIRING 4 OR 5 YEARS		MASTER'S DEGREES		DOCTOR'S DEGREES (PH.D., ED.D., ETC.)		BACHELOR'S DEGREES REQUIRING 4 OR 5 YEARS		MASTER'S DEGREES		DOCTOR'S DEGREES (PH.D., ED.D., ETC.)				
	1	2	3	4	5	6	7	1	2	3	4	5	6	7	
	MEN		WOMEN		MEN		WOMEN		MEN		WOMEN		MEN		WOMEN
ANTHROPOLOGY	(CONTINUED)														
IAHWA GRINNELL COLLEGE	1	8													
IAHWA UNIVERSITY OF IOWA	6	9													
KANSAS STATE UNIV	2	6													
KANSAS UNIVERSITY OF SCIENCE AND ARTS	2	6													
KANSAS STATE UNIVERSITY	3	3													
KY UNIV KY MAIN CAMPUS	5	3													
LA LA ST U NATON RUDGE	2	5													
LA LA ST U NEW ORLEANS	1	2													
LA NORTHWESTERN ST COL LOUISIANA	2	1													
LA TULANE UNIV OF LOUISIANA	8	8													
ME UNIV MAINE ALL CAMPUSES	5	2													
MD RMTF STATE COLLEGE	1	1													
MO UNIV MO MAIN CAMPUS	7	5													
MASS AMHERST COLLEGE	6														
MASS BOSTON UNIVERSITY	1	6													
MASS BRANDEIS UNIVERSITY	2	12													
MASS HARVARD UNIVERSITY	13	6													
MASS UNIV MASS AMHERST CAMPUS	9	10													
MICH MICH ST UNIV ALL CAMPUSES	13	12													
MICH UNIVERSITY OF MICHIGAN	20	25													
MICH WAYNE STATE UNIVERSITY	16	4													
MICH WESTERN MICHIGAN UNIV	5	3													
MINN BETHEL COLLEGE & SEMINARY	2	2													
MINN HAMLINE UNIVERSITY	1	5													
MINN U OF MINN MNPLS ST PAUL	27	23													
MISS UNIV MISS MAIN CAMPUS	3	1													
MO ST LOUIS U ALL CAMPUSES	2	3													
MO UNIV MISSOURI AT COLUMBIA	8	10													
MO WASHINGTON UNIVERSITY	7	6													
MONT UNIVERSITY OF MONTANA	8	10													
NEBR UNIV NEBRASKA MAIN CAMPUS	6	4													
NEV UNIVERSITY OF NEVADA	2	2													
NH DARTMOUTH COLLEGE	7														
NH FRANKLIN COLLEGE	2														
NH FRANKLIN PIERCE COLLEGE	2														
NJ DREW UNIVERSITY	2	7													
NM EASTERN NEW MEX U ALL CAM	6	2													
NM UNIVERSITY OF NEW MEXICO	15	16													
NY ADELPHI UNIVERSITY	4	5													
NY BARR COLLEGE		2													
NY CUNY BROOKLYN COLLEGE	6	12													
NY CUNY CITY COLLEGE	5	3													
NY CUNY GRADUATE CENTER															
NY CUNY HUNTER COLLEGE	4	38													
NY CUNY LEHMAN COLLEGE	10	44													
NY CUNY QUEENS COLLEGE	10	18													
NY CUNY RICHMOND COL	1	3													
NY COLUMBIA UNIV MAIN DIV	25	11													
NY COLUMBIA UNIV BARNARD COL		31													
NY CORNELL UNIV ALL CAMPUSES	4	14													
NY ELmira COLLEGE		3													
NY FORDHAM UNIVERSITY	3	2													
NY HAMILTON COLLEGE	2														
NY HOUSTON UNIVERSITY	5	8													



TABLE 4.---BACHELOR'S, MASTER'S, AND DOCTOR'S DEGREES CONFERRED IN INSTITUTIONS OF HIGHER EDUCATION BY SEX OF STUDENT, FIELD OF STUDY, STATE OR OTHER AREA, AND INSTITUTION: AGGREGATE UNITED STATES, 1968-69 ---CONTINUED

FIELD OF STUDY, STATE OR OTHER AREA, AND INSTITUTION	BACHELOR'S DEGREES REQUIRING 4 OR 5 YEARS		MASTER'S DEGREES		DOCTOR'S DEGREES (PH.D., ED.D., ETC.)		BACHELOR'S DEGREES REQUIRING 4 OR 5 YEARS		MASTER'S DEGREES		DOCTOR'S DEGREES (PH.D., ED.D., ETC.)			
	1	2	3	4	5	6	7	1	2	3	4	5	6	7
	Men	Women	Men	Women	Men	Women	Men	Women	Men	Women	Men	Women	Men	Women
(CONTINUED)														
ANTHROPOLOGY														
VA UNIV VIRGINIA MAIN CAMPUS	-	-	-	1	-	-	-	-	-	-	-	-	-	-
WASH CENTRAL WASHINGTON ST COL	4	4	9	-	-	-	-	-	-	-	11	10	1	-
WASH SEATTLE PACIFIC COLLEGE	-	-	-	-	-	-	-	-	-	-	2	1	-	-
WASH UNIVERSITY OF WASHINGTON	26	35	1	9	7	3	1	-	-	-	7	3	-	-
WASH WASHINGTON STATE UNIV	11	6	2	2	-	-	-	-	-	-	19	4	-	-
WIS REIDIT COLLEGE	12	20	-	-	-	-	-	-	-	-	2	-	-	-
WIS LAWRENCE UNIV MAIN CAMPUS	9	10	-	-	-	-	-	-	-	-	6	1	1	-
WIS U OF WIS MADISON	15	41	-	8	3	5	-	-	-	-	3	4	-	-
WIS U OF WIS MILWAUKEE	12	6	7	7	7	-	-	-	-	-	1	-	-	-
WYO UNIVERSITY OF WYOMING	3	2	-	-	-	-	-	-	-	-	-	-	2	-
P R INTER AMER U PR ALL CAM	1	-	-	-	-	-	-	-	-	-	-	-	-	-
AREA STUDIES*, REGIONAL	462	394	414	199	71	8	-	-	-	-	10	7	1	-
ARIZ UNIVERSITY OF ARIZONA	7	3	-	24	8	-	-	-	-	-	-	-	-	-
CAL BIOLA COLLEGE	1	-	-	-	-	-	-	-	-	-	-	-	-	-
CAL CALIF STATE COL FULLERTON	1	1	-	-	-	-	-	-	-	-	-	-	-	-
CAL CALIFORNIA ST COL HAYWARD	11	4	-	-	-	-	-	-	-	-	-	-	-	-
CAL CALIF STATE COL LOS ANGLS	3	1	-	1	-	-	-	-	-	-	-	-	-	-
CAL SAN DIEGO ST COL MAIN CAM	1	-	-	-	-	-	-	-	-	-	-	-	-	-
CAL SAN FRANCISCO STATE COL	1	-	-	-	-	-	-	-	-	-	-	-	-	-
CAL CHAPMAN COLLEGE	1	-	-	12	5	-	-	-	-	-	-	-	-	-
CAL CLAREMONT UNIV CENTER	-	5	-	-	-	-	-	-	-	-	-	-	-	-
CAL PITZER COLLEGE	1	-	-	-	-	-	-	-	-	-	-	-	-	-
CAL POMONA COLLEGE	-	12	-	-	-	-	-	-	-	-	-	-	-	-
CAL SCRIPPS COLLEGE	-	1	-	-	-	-	-	-	-	-	-	-	-	-
CAL MILLS COLLEGE	-	1	-	9	8	2	-	-	-	-	-	-	-	-
CAL STANFORD UNIVERSITY	4	4	-	16	11	-	-	-	-	-	18	7	6	6
CAL U OF CAL BERKELEY	7	10	2	21	13	2	-	-	-	-	7	6	1	5
CAL U OF CAL LOS ANGELES	6	5	-	-	-	-	-	-	-	-	5	1	-	-
CAL U OF CAL SANTA BARBARA	1	-	-	-	-	-	-	-	-	-	5	1	-	-
CAL U OF CAL SANTA CRUZ	21	10	-	4	-	-	-	-	-	-	11	4	-	-
CAL UNIVERSITY OF THE PACIFIC	-	1	-	-	-	-	-	-	-	-	4	3	1	-
CAL UNIVERSITY OF REDLANDS	5	4	-	4	2	3	-	-	-	-	6	4	-	-
CAL UNIV OF STERN CALIFORNIA	6	9	-	-	-	-	-	-	-	-	2	5	3	-
COLORADO STATE COLLEGE	3	1	-	-	-	-	-	-	-	-	1	6	-	-
COLORADO STATE COLLEGE	16	1	-	7	7	2	1	-	-	-	5	3	-	-
CONN WESLEYAN UNIVERSITY	4	2	-	20	8	2	1	-	-	-	6	4	-	-
CONN YALE UNIVERSITY	19	7	1	1	1	1	-	-	-	-	2	2	-	-
D C AMERICAN UNIVERSITY	1	4	-	1	1	1	-	-	-	-	8	6	-	-
D C GEORGETOWN UNIVERSITY	14	7	-	7	7	-	-	-	-	-	1	3	-	-
D C GEORGE WASHINGTON UNIV	3	-	-	-	-	-	-	-	-	-	1	-	-	-
D C HOWARD UNIVERSITY	7	8	-	3	2	-	-	-	-	-	39	-	-	-
FLA ROLLINS COL ALL CAMPUSES	3	3	-	-	-	-	-	-	-	-	7	3	-	-
FLA FLORIDA STATE UNIVERSITY	7	8	-	3	2	-	-	-	-	-	1	-	-	-
FLA UNIVERSITY OF FLORIDA	3	3	-	7	1	-	-	-	-	-	24	-	-	-
FLA UNIV OF SOUTH FLORIDA	4	6	-	1	1	-	-	-	-	-	8	6	-	-
FLA STIFTON UNIVERSITY	1	1	-	-	-	-	-	-	-	-	1	-	-	-
FLA UNIVERSITY OF MIAMI	4	4	-	1	-	-	-	-	-	-	3	1	-	-
HAWAII UNIV HAWAII MAIN CAMPUS	11	8	-	9	3	-	-	-	-	-	3	-	-	-
ILL DEPAUL UNIVERSITY	2	2	-	-	-	-	-	-	-	-	2	2	-	-
ILL EASTERN ILLINOIS UNIV	2	1	-	-	-	-	-	-	-	-	1	2	-	-
ILL ROOSEVELT UNIVERSITY	2	2	-	-	-	-	-	-	-	-	3	2	-	-
ILL UNIVERSITY OF CHICAGO	8	5	-	5	3	4	-	-	-	-	2	5	1	-
ILL UNIV OF ILL URBANA CAMPUS	5	5	-	-	-	-	-	-	-	-	1	1	-	-

TABLE 4.--BACHELOR'S, MASTER'S, AND DOCTOR'S DEGREES CONFERRED IN INSTITUTIONS OF HIGHER EDUCATION, BY SEX OF STUDENT, FIELD OF STUDY, STATE OR OTHER AREA, AND INSTITUTION: AGGREGATE UNITED STATES, 1968-69 --CONTINUED

FIELD OF STUDY, STATE OR OTHER AREA, AND INSTITUTION	BACHELOR'S DEGREES REQUIRING 4 OR 5 YEARS		MASTER'S DEGREES		DOCTOR'S DEGREES (PH.D., ED.D., ETC.)		BACHELOR'S DEGREES REQUIRING 4 OR 5 YEARS		MASTER'S DEGREES		DOCTOR'S DEGREES (PH.D., ED.D., ETC.)	
	2	3	4	5	6	7	2	3	4	5	6	7
	(CONTINUED)											
AREA STUDIES, REGIONAL STUDIES	(CONTINUED)											
PA PENN ST UNIV ALL CAMPUSES	4	11	-	-	-	-	2	1	3	1	2	-
PA UNIV OF PENNSYLVANIA	2	11	8	9	1	6	2	-	-	-	-	-
R I BRUNSWICK UNIV	1	1	3	1	-	-	22	3	6	-	-	-
SC WINSTON-SALEM COLLEGE	1	2	-	-	-	-	20	3	-	-	-	-
TEX PAN AMERICAN COLLEGE	3	1	-	-	-	-	80	9	-	-	-	-
TEX SOUTHERN METHODIST UNIV	1	3	-	-	-	-	43	2	4	-	-	-
TEX TEXAS TECHNOLOGICAL COL	19	6	-	-	-	-	16	1	-	-	-	-
TEX TRINITY UNIVERSITY	1	1	-	-	-	-	21	1	1	-	-	-
TEX UNIVERSITY OF HOUSTON	2	1	-	-	-	-	11	-	-	-	-	-
TEX UNIV TEXAS AT AUSTIN	16	17	16	5	-	-	37	3	4	1	-	-
TEX UNIV OF TEXAS AT EL PASO	1	2	-	-	-	-	34	1	6	-	-	-
UTAH BRIGHAM YOUNG UNIVERSITY	13	1	-	-	-	-	20	1	-	-	-	-
VT GODDARD COLLEGE	1	2	-	-	-	-	53	3	1	2	-	-
VT MIDDLEBURY COLLEGE	1	1	-	-	-	-	34	1	2	-	-	-
VT UNIV OF VT & ST AGRIC COL	1	1	-	-	-	-	5	1	-	-	-	-
VA HOLLINS COLLEGE	1	2	-	-	-	-	10	-	-	-	-	-
VA UNIV VIRGINIA MAIN CAMPUS	3	1	-	-	-	-	36	4	-	-	-	-
WASH GONZAAGA UNIVERSITY	1	1	-	-	-	-	43	-	-	-	-	-
WASH UNIVERSITY OF WASHINGTON	23	20	8	6	1	6	-	-	9	-	4	-
WIS BELMONT COLLEGE	1	1	-	-	-	-	-	-	2	-	-	-
WIS U OF WIS MADISON	9	20	19	13	2	2	13	1	-	-	-	-
WIS WIS STATE UNIV EAU CLAIRE	1	1	-	-	-	-	1	-	-	-	-	-
U S U S AIR FORCE ACADEMY	24	-	-	-	-	-	1	-	-	-	-	-
ECONOMICS	15,108	1,799	1,871	242	591	43	2	2	22	2	18	-
ALA ALABAMA COLLEGE	2	6	3	3	-	-	9	-	-	-	-	-
ALA AUBURN UNIV	65	7	2	1	-	-	9	-	-	-	-	-
ALA BIRMINGHAM SOUTHERN COL	2	1	-	-	-	-	14	-	-	-	-	-
ALA HUNTINGDON COLLEGE	4	4	-	-	-	-	-	-	-	-	-	-
ALA MORLIE COLLEGE	15	-	-	-	-	-	-	-	-	-	-	-
ALA ST BERNARD COLLEGE	4	2	-	-	-	-	-	-	-	-	-	-
ALA SAMFORD UNIVERSITY	9	1	-	-	-	-	104	7	22	2	18	-
ALA SPRING HILL COLLEGE	6	2	-	-	-	-	2	-	-	-	-	-
ALA TALLADEGA COLLEGE	7	-	-	-	-	-	95	27	27	5	24	-
ALA TROY ST COL ALL CAMPUSES	3	1	-	-	-	-	40	4	6	1	1	-
ALA TUSKEGEE INSTITUTE	19	3	5	1	-	-	27	1	-	-	-	-
ALA UNIV ALABAMA MAIN CAMPUS	1	1	-	-	-	-	220	37	37	7	2	-
ALA UNIV OF SOUTH ALABAMA	6	6	1	1	-	-	34	2	4	1	1	-
ALAS ALASKA METHODIST UNIV	1	-	-	-	-	-	8	1	-	-	-	-
ALAS U OF ALAS ALL CAMPUSES	28	2	5	1	-	-	103	7	13	-	-	-
ARIZ ARIZONA STATE UNIVERSITY	17	1	6	1	3	-	13	1	-	-	-	-
ARIZ UNIVERSITY OF ARIZONA	3	3	-	-	-	-	12	3	-	-	-	-
ARK ARKANSAS A & M COLLEGE	3	1	-	-	-	-	39	3	-	-	-	-
ARK ARKANSAS A & N COL	4	1	-	-	-	-	2	-	-	-	-	-
ARK ARKANSAS POLYTECHNIC COL	6	-	-	-	-	-	42	2	-	-	-	-
ARK ARK ST UNIV ALL CAMPUSES	34	2	-	-	-	-	18	4	-	-	-	-
ARK HENDERSON STATE COLLEGE	1	1	-	-	-	-	22	6	37	2	6	-
ARK HENDRIX COLLEGE	4	1	-	-	-	-	7	1	-	-	-	-
ARK LITTLE ROCK UNIVERSITY	1	-	-	-	-	-	6	1	-	-	-	-
ARK QUACHITA BAPTIST UNIV	3	2	-	-	-	-	1	-	-	-	-	-
ARK SOUTHERN STATE COLLEGE	3	2	-	-	-	-	36	3	-	-	-	-
ARK STATE COLLEGE OF ARK	2	-	-	-	-	-	-	-	-	-	-	-



TABLE 4.--BACHELOR'S, MASTER'S, AND DOCTOR'S DEGREES CONFERRED IN INSTITUTIONS OF HIGHER EDUCATION, BY SEX OF STUDENT, FIELD OF STUDY, STATE OR OTHER AREA, AND INSTITUTION: AGGREGATE UNITED STATES, 1968-69 --CONTINUED

FIELD OF STUDY, STATE OR OTHER AREA, AND INSTITUTION	BACHELOR'S DEGREES REQUIRING 4 OR 5 YEARS		MASTER'S DEGREES		DOCTOR'S DEGREES (PH.D., ED.D., ETC.)		BACHELOR'S DEGREES REQUIRING 4 OR 5 YEARS		MASTER'S DEGREES		DOCTOR'S DEGREES (PH.D., ED.D., ETC.)			
	1	2	3	4	5	6	7	1	2	3	4	5	6	7
	MEN	WOMEN	MEN	WOMEN	MEN	WOMEN	MEN	MEN	WOMEN	MEN	WOMEN	MEN	WOMEN	MEN
(CONTINUED)														
ECONOMICS														
GA MOREHOUSE COLLEGE								10						
GA MORRIS BROWN COLLEGE								1						
GA OGLETHORPE COLLEGE								13						
GA SPFLMAN COLLEGE														
GA UNIVERSITY OF GEORGIA								48						
GA WEST GEORGIA COLLEGE								10						
HAWAII UNIV HAWAII MAIN CAMPUS								27						
IDA COLLEGE OF IDAHO								9						
IDA IDAHO STATE UNIVERSITY								7						
IDA UNIVERSITY OF IDAHO								3						
ILL AUGUSTANA COLLEGE								6						
ILL AURORA COLLEGE								1						
ILL BARAT COL OF SACRED HEART														
ILL BLACKBURN COLLEGE								12						
ILL BRADLEY UNIVERSITY								7						
ILL COLLEGE OF ST FRANCIS														
ILL DEPAUL UNIVERSITY								9						
ILL EASTERN ILLINOIS UNIV								2						
ILL ELMHURST COLLEGE								13						
ILL ILLINOIS COLLEGE								40						
ILL ILLINOIS INST OF TECH								21						
ILL ILLINOIS STATE UNIVERSITY								4						
ILL KNOX COLLEGE								21						
ILL LAKE FOREST COLLEGE								22						
ILL LEWIS COLLEGE								6						
ILL LOYOLA UNIVERSITY								28						
ILL MACMURRAY COLLEGE								30						
ILL MORMOUTH COLLEGE								18						
ILL MUNDLEIN COLLEGE								7						
ILL NORTHERN ILLINOIS UNIV								23						
ILL NORTH PARK COL & THEO SEM								50						
ILL NORTHWESTERN UNIVERSITY								39						
ILL PRENCIPIA COLLEGE								27						
ILL QUINCY COLLEGE								3						
ILL ROCKFORD COLLEGE								9						
ILL ROOSEVELT UNIVERSITY								13						
ILL ROSARY COLLEGE														
ILL ST PROCOPIUS COLLEGE								16						
ILL SOUTHERN ILL UNIV MAIN CAMPUS								26						
ILL STERN ILL UNIV EDWARDSVIL CAMP								10						
ILL UNIVERSITY OF CHICAGO								13						
ILL UNIV OF ILL URBANA CAMPUS								81						
ILL UNIV ILL CHICAGO CIRCLE								27						
ILL WESTERN ILLINOIS UNIV								7						
IND BALL STATE UNIVERSITY								5						
IND BUTLER UNIVERSITY								3						
IND DEPAUL UNIVERSITY								59						
IND EARLEMAN COL ALL CAMPUSES								12						
IND FRANKLIN COL OF INDIANA								6						
IND GOSHEN COL & BIBLICAL SEM								4						
IND HANOVER COLLEGE								6						
IND INDIANA CENTRAL COLLEGE								11						
IND INDIANA STATE UNIVERSITY								6						

TABLE 4. --BACHELOR'S, MASTER'S, AND DOCTOR'S DEGREES CONFERRED IN INSTITUTIONS OF HIGHER EDUCATION, BY SEX OF STUDENT, FIELD OF STUDY, STATE OR OTHER AREA, AND INSTITUTION: AGGREGATE UNITED STATES, 1968-69 --CONTINUED

FIELD OF STUDY, STATE OR OTHER AREA, AND INSTITUTION	BACHELOR'S DEGREES REQUIRING 4 OR 5 YEARS		MASTER'S DEGREES		DOCTOR'S DEGREES (PH.D., ED.D., ETC.)		BACHELOR'S DEGREES REQUIRING 4 OR 5 YEARS		MASTER'S DEGREES		DOCTOR'S DEGREES (PH.D., ED.D., ETC.)			
	1	2	3	4	5	6	7	1	2	3	4	5	6	7
	MEN	WOMEN	MEN	WOMEN	MEN	WOMEN	MEN	WOMEN	MEN	WOMEN	MEN	WOMEN	MEN	WOMEN
(CONTINUED)														
ECONOMICS														
IND INDIANA UNIV ALL CAMPUSES	48	5	33	5	15			13	1					
IND IARIAN COL INDIANAPOLIS	3							2						
IND PURDUE UNIV MAIN CAMPUS	198	22	31	8	11			8	1					
IND PURDUE UNIV CALUMET CMPUS	1	1						3	2					
IND PURDUE UNIV FT WAYNE	2													
IND ST JOSEPH COL MAIN CAMPUS	8							2						
IND ST JOE COL CALUMET CAMPUS	2	12						8						
IND ST MARYS COLLEGE								42	3		10	1	7	
IND TAYLOR UNIVERSITY	3							1						
IND UNIV OF EVANSVILLE	2							8						
IND UNIV OF INDIANA	109	4	5	2	4			4						
IND VALPARAISO UNIVERSITY	13							7						
IND WABASH COLLEGE	31							21	2		3	1	3	
IOWA CENTRAL UNIV OF IOWA	18	1						17	5		7	1	1	
IOWA CLARK COLLEGE	1	7						6			11	2		
IOWA COE COLLEGE	8	2						1						
IOWA CORNELL COLLEGE	10	2						4						
IOWA DRAKE UNIVERSITY	16	2	6					4						
IOWA GRACELAND COLLEGE	7	2						2						
IOWA GRINNELL COLLEGE	15	2						7	1					
IOWA UNIV OF NORTHERN IOWA	42	3	12	2	16			34	4		1		6	
IOWA ST JOHN COLLEGE	20							55	4					
IOWA LUTHER COLLEGE	7							1						
IOWA MORNINGSTAR COLLEGE	2							13	1					
IOWA PARKSONS COLLEGE	8							21						
IOWA ST ARDRESE COLLEGE	13	2						39	11					
IOWA SIMPSON COLLEGE	10	2						20						
IOWA UNIV DUBUQUE MAIN CAMPUS	19							25	2					
IOWA UNIVERSITY OF IOWA	39	5	12		4									
IOWA UNIV OF NORTHERN IOWA	7													
IOWA UPPER IOWA UNIVERSITY	2													
IOWA WESTMAR COLLEGE	2													
IOWA WILLIAM PENN COLLEGE	22							16	3		6			
KANS BAKER UNIVERSITY	8							27						
KANS BETHANY COLLEGE	4													
KANS BETHEL COLLEGE	4	1												
KANS FORT HAYS KANS STATE COL	2		3											
KANS FRIENDS UNIVERSITY	11	2												
KANS KANS ST COL OF PITTSBURG	2	1	2					11	3		26	1	4	
KANS KANSAS ST U AG & APP SCI	3													
KANS MCPHERSON COLLEGE	17	1	1		2			13	11					
KANS MOUNT ST SCHOLASTICA COL	20	4						8						
KANS OTTAWA UNIVERSITY	2							13	1					
KANS SACRED HEART COLLEGE	1													
KANS ST BENEDICTS COLLEGE	19							19						
KANS UNIVERSITY OF KANSAS	36		7	1	5			28	16		11	3	4	1
KANS WASHBURN UNIV OF TOPEKA	14	4						8						
KANS WICHITA STATE UNIVERSITY	39	3	11	1				11	4		5		1	
KY BELLARMIN-URSULIN ALL CAM	4							74						
KY BEREA COLLEGE	5							5						
KY BRESCIA COLLEGE	3													
KY CENTRE COL OF KENTUCKY	7							5						
MASSEMANUEL COLLEGE														
MASSE HARVARD UNIVERSITY	113							7			36	7	26	2
MASSE MASS INST OF TECHNOLOGY	33							33	2		9	1	16	2



TABLE 4.--BACHELOR'S, MASTER'S, AND DOCTOR'S DEGREES CONFERRED IN INSTITUTIONS OF HIGHER EDUCATION, BY SEX OF STUDENT, FIELD OF STUDY, STATE OR OTHER AREA, AND INSTITUTION: AGGREGATE UNITED STATES, 1968-69 --CONTINUED

FIELD OF STUDY, STATE OR OTHER AREA, AND INSTITUTION	BACHELOR'S DEGREES REQUIRING 4 OR 5 YEARS		MASTER'S DEGREES		DOCTOR'S DEGREES (PH.D., ED.D., ETC.)		BACHELOR'S DEGREES REQUIRING 4 OR 5 YEARS		MASTER'S DEGREES		DOCTOR'S DEGREES (PH.D., ED.D., ETC.)			
	1	2	3	4	5	6	7	1	2	3	4	5	6	7
	MEN	WOMEN	MEN	WOMEN	MEN	WOMEN	MEN	MEN	WOMEN	MEN	WOMEN	MEN	WOMEN	MEN
(CONTINUED)														
ECONOMICS														
MASS STATE COL AT BOSTON	7	-	-	-	-	-	-	-	-	6	-	-	-	-
MASS STATE COL AT SALEM	1	-	-	-	-	-	-	-	-	20	4	-	-	-
MASS MOUNT HOLYOKE COLLEGE	15	-	-	-	-	-	-	-	-	19	1	-	-	-
MASS NORTON COL SACRED HEART	-	15	-	-	-	-	-	-	-	-	-	-	-	-
MASS NORTHEASTERN UNIVERSITY	39	1	20	6	-	-	-	-	-	109	7	1	4	-
MASS REAGS COLLEGE	-	3	-	-	-	-	-	-	-	21	5	-	-	-
MASS SIMMONS COLLEGE	-	8	-	-	-	-	-	-	-	3	-	-	-	-
MASS SMITH COLLEGE	34	-	-	-	-	-	-	-	-	4	-	-	-	-
MASS STAFSTRN MASS TECH INST	1	-	-	-	-	-	-	-	-	5	-	1	-	-
MASS STONEHILL COLLEGE	12	1	-	-	-	-	-	-	-	7	-	-	-	-
MASS SUFFOLK UNIV: ALL CAMPUSES	4	3	-	-	-	-	-	-	-	6	1	4	2	1
MASS TUFTS UNIVERSITY	20	4	10	1	1	1	-	-	-	3	-	-	-	-
MASS UNIV MASS AMHERST CAMPUS	46	2	7	-	2	-	-	-	-	16	-	-	-	-
MASS UNIV MASS BOSTON CAMPUS	29	2	-	-	-	-	-	-	-	1	-	-	-	-
MASS WELLESLEY COLLEGE	-	32	-	-	-	-	-	-	-	24	-	-	-	-
MASS WHEATON COLLEGE	-	6	-	-	-	-	-	-	-	1	-	-	-	-
MASS WILLIAMS COLLEGE	29	-	20	-	-	-	-	-	-	-	-	-	-	-
MICH ADRIAN COLLEGE	1	-	-	-	-	-	-	-	-	-	-	-	-	-
MICH ALTON COLLEGE	44	1	-	-	-	-	-	-	-	-	-	-	-	-
MICH ALMA COLLEGE	4	-	-	-	-	-	-	-	-	5	-	-	-	-
MICH AQUINAS COLLEGE	6	1	-	-	-	-	-	-	-	36	-	-	-	-
MICH CALVIN COLLEGE	34	2	-	-	-	-	-	-	-	-	-	-	-	-
MICH CENTRAL MICHIGAN UNIV	16	-	-	-	-	-	-	-	-	-	-	-	-	-
MICH DETROIT INSTITUTE OF TECH	6	-	-	-	-	-	-	-	-	22	-	-	-	-
MICH EASTERN MICHIGAN UNIV	18	-	-	-	-	-	-	-	-	4	-	-	-	-
MICH GRAND VALLEY STATE COL	24	1	-	-	-	-	-	-	-	5	-	-	-	-
MICH HILLSDALE COLLEGE	10	1	-	-	-	-	-	-	-	8	-	-	-	-
MICH HOPE COLLEGE	5	-	-	-	-	-	-	-	-	17	1	-	-	-
MICH KALAMAZOO COLLEGE	14	-	-	-	-	-	-	-	-	1	-	-	-	-
MICH MARYGROVE COLLEGE	-	2	-	-	-	-	-	-	-	18	-	-	-	-
MICH MICH ST UNIV ALL CAMPUSES	127	8	22	-	-	13	-	-	-	63	4	22	3	1
MICH NORTHERN MICHIGAN UNIV	5	2	-	-	-	-	-	-	-	55	3	11	-	-
MICH OAKLAND UNIVERSITY	11	2	-	-	-	-	-	-	-	3	-	-	-	-
MICH CLIFT COLLEGE	6	-	-	-	-	-	-	-	-	1	-	-	-	-
MICH SAGINAW VALLEY COLLEGE	2	2	-	-	-	-	-	-	-	11	-	3	-	-
MICH UNIVERSITY OF DETROIT	2	1	13	1	-	-	-	-	-	28	5	23	6	-
MICH UNIVERSITY OF MICHIGAN	161	33	33	13	10	5	-	-	-	24	-	-	-	-
MICH WAYNE STATE UNIVERSITY	34	1	18	-	-	-	-	-	-	3	-	-	-	-
MICH WESTERN MICHIGAN UNIV	32	5	9	1	-	-	-	-	-	11	-	-	-	-
MINN AUGSBURG COLLEGE	1	1	-	-	-	-	-	-	-	27	1	-	-	-
MINN BETHEL COLLEGE & SEMINARY	5	-	-	-	-	-	-	-	-	2	-	-	-	-
MINN CARLETON COLLEGE	20	4	-	-	-	-	-	-	-	6	-	-	-	-
MINN COLLEGE OF ST CATHERINE	-	1	-	-	-	-	-	-	-	1	-	-	-	-
MINN COLLEGE OF ST TERESA	-	4	-	-	-	-	-	-	-	11	-	-	-	-
MINN COLLEGE OF ST THOMAS	11	-	-	-	-	-	-	-	-	1	-	-	-	-
MINN CONCORDIA COL MADISON	6	1	-	-	-	-	-	-	-	15	-	-	-	-
MINN GUSTAVUS ADOLPHUS COLLEGE	5	-	-	-	-	-	-	-	-	1	-	-	-	-
MINN HAMLINE UNIVERSITY	14	1	-	-	-	-	-	-	-	27	1	-	-	-
MINN MACAL ESTER COLLEGE	22	1	-	-	-	-	-	-	-	6	-	-	-	-
MINN MARQUETO STATE COLLEGE	32	1	-	-	-	-	-	-	-	2	-	-	-	-
MINN MODOHEAD STATE COLLEGE	8	2	-	-	-	-	-	-	-	1	-	-	-	-
MINN ST CLOUD STATE COLLEGE	21	1	-	-	-	-	-	-	-	28	1	14	2	-
MINN ST JAMES UNIVERSITY	14	-	-	-	-	-	-	-	-	11	-	-	-	-
										11	-	-	-	-
										13	-	-	-	-
										3	-	-	-	-

TABLE 4.--BACHELOR'S, MASTER'S, AND DOCTOR'S DEGREES CONFERRED IN INSTITUTIONS OF HIGHER EDUCATION, BY SEX OF STUDENT, FIELD OF STUDY, STATE OR OTHER AREA, AND INSTITUTION: AGGREGATE UNITED STATES, 1968-69 --CONTINUED

FIELD OF STUDY, STATE OR OTHER AREA, AND INSTITUTION	BACHELOR'S DEGREES REQUIRING 4 OR 5 YEARS		MASTER'S DEGREES		DOCTOR'S DEGREES (PH.D., ED.D., ETC.)		BACHELOR'S DEGREES REQUIRING 4 OR 5 YEARS	MASTER'S DEGREES		DOCTOR'S DEGREES (PH.D., ED.D., ETC.)			
	2	3	4	5	6	7		2	3	4	5	6	7
	MEN	WOMEN	MEN	WOMEN	MEN	WOMEN		MEN	WOMEN	MEN	WOMEN	MEN	WOMEN
(CONTINUED)													
ECONOMICS													
N H CANAAN COLLEGE	4	-	-	-	-	-	11	-	-	-	-	-	
N H DARTMOUTH COLLEGE	71	-	-	-	-	-	-	-	-	-	-	-	
N H FRANKLIN PIERCE COLLEGE	3	-	-	-	-	-	-	-	-	-	-	-	
N H NEW ENGLAND COLLEGE	3	-	-	-	-	-	-	-	-	-	-	-	
N H ST ANSELMS COLLEGE	35	-	-	-	-	-	-	-	-	-	-	-	
N H UNIV. OF NEW HAMPSHIRE	21	7	9	1	-	-	27	1	-	-	-	-	
N J BLOOMFIELD COLLEGE	3	-	-	-	-	-	4	1	3	-	-	-	
N J COLLEGE OF ST. ELIZABETH	-	8	-	-	-	-	2	2	-	-	-	-	
N J DREW UNIVERSITY	20	3	-	-	-	-	27	-	-	-	-	-	
N J FAIRLEIGH DICKSON U. ALL CAMP	73	10	2	-	-	-	10	-	-	-	-	-	
N J PRINCETON UNIVERSITY	57	-	10	-	-	-	80	6	9	-	-	-	
N J RIDER COLLEGE	6	1	-	-	6	-	34	6	-	-	-	-	
N J RUTGERS THE ST. U. ALL CAMP	167	45	3	-	4	1	29	-	-	-	-	-	
N J ST. PETERS COLLEGE	48	-	2	-	-	-	10	3	1	-	-	-	
N J SETON HALL UNIVERSITY	20	2	-	-	-	-	80	6	9	-	-	-	
N J UPSALA COLLEGE	27	4	-	-	-	-	34	6	-	-	-	-	
N M COLLEGE OF ARTESIA	3	1	-	-	-	-	29	-	-	-	-	-	
N M EASTERN NEW MEX. U. ALL CAMP	1	-	-	-	-	-	10	3	1	-	-	-	
N M NEW MEXICO HIGHLANDS UNIV.	3	-	-	-	-	-	16	3	10	-	-	-	
N M NEW MEX. ST. U. ALL CAMPUSES	7	-	7	-	-	-	65	4	16	-	-	-	
N M UNIV. OF ALBUQUERQUE	6	-	-	-	-	-	39	9	-	-	-	-	
N M UNIVERSITY OF NEW MEXICO	19	2	7	1	-	-	32	1	-	-	-	-	
N M WESTERN NEW MEXICO UNIV.	8	2	-	-	-	-	1	1	-	-	-	-	
N N ADELPHI UNIVERSITY	9	2	-	-	-	-	9	-	-	-	-	-	
N N BARD COLLEGE	2	-	-	-	-	-	15	2	-	-	-	-	
N N CANISTOT COLLEGE	35	1	-	-	-	-	16	1	-	-	-	-	
N N CUNY BROOKLYN COLLEGE	153	30	6	-	-	-	7	-	-	-	-	-	
N N CUNY CITY COLLEGE	173	11	4	1	-	-	15	2	-	-	-	-	
N N CUNY GRADUATE CENTER	11	-	-	-	-	-	2	-	-	-	-	-	
N N CUNY HUNTER COLLEGE	50	25	1	3	-	-	7	-	-	-	-	-	
N N CUNY LEHMAN COLLEGE	36	9	-	-	-	-	1	-	-	-	-	-	
N N CUNY QUEENS COLLEGE	143	14	4	-	-	-	9	-	6	2	-	-	
N N CUNY RICHMOND COLLEGE	9	-	-	-	-	-	64	9	9	-	-	-	
N N CLARKSON COLLEGE OF TECH.	6	-	-	-	-	-	8	1	6	1	-	-	
N N COLGATE UNIVERSITY	51	-	-	-	-	-	31	-	-	-	-	-	
N N COL. OF MOUNT ST. VINCENT	-	13	-	-	-	-	12	6	11	3	-	-	
N N COLLEGE OF NEW ROCHELLE	-	5	-	-	-	-	-	13	-	-	-	-	
N N COL. ST. ROSE ALL CAMPUSES	1	-	-	-	-	-	15	1	-	-	-	-	
N N COLUMBIA UNIV. MAIN DIV.	62	2	11	9	14	5	11	-	-	-	-	-	
N N COLUMBIA UNIV. BARNARD COL.	-	17	-	-	-	-	7	-	-	-	-	-	
N N CORNELL UNIV. ALL CAMPUSES	45	7	22	5	10	-	5	-	-	-	-	-	
N N EW YORK COLLEGE OF BUSINESS	11	-	-	-	-	-	3	-	-	-	-	-	
N N FERRIS UNIVERSITY	103	7	10	-	2	-	76	2	-	-	-	-	
N N HARTWICK COLLEGE	17	-	-	-	-	-	2	-	-	-	-	-	
N N HARTWICK COLLEGE	22	3	-	-	-	-	29	12	-	-	-	-	
N N MONTGOMERY COLLEGE	33	1	-	-	-	-	35	-	-	-	-	-	
N N MONTGOMERY COLLEGE	37	8	-	-	-	-	4	-	-	-	-	-	
N N MONTGOMERY COLLEGE	29	-	-	-	-	-	4	2	-	-	-	-	
N N TEMACOLE COLLEGE	2	-	-	-	-	-	18	4	-	-	-	-	
N N LE MOYNE COLLEGE	13	4	-	-	-	-	8	-	-	-	-	-	
N Y LG IS. U. HERRIWEATHER CAMP	18	1	1	-	-	-	10	1	-	-	-	-	
N Y LG IS. U. UNIV. CENTER	31	1	1	-	-	-	9	1	-	-	-	-	
N Y MANHATTAN COLLEGE	32	-	-	-	-	-	21	9	1	-	-	-	
N Y MANHATTANVILLE COLLEGE	-	9	-	-	-	-	-	-	-	-	-	-	



TABLE 4.--BACHELOR'S, MASTER'S, AND DOCTOR'S DEGREES CONFERRED IN INSTITUTIONS OF HIGHER EDUCATION, BY SEX OF STUDENT, FIELD OF STUDY, STATE OR OTHER AREA, AND INSTITUTION: AGGREGATE UNITED STATES, 1968-69 --CONTINUED

FIELD OF STUDY, STATE OR OTHER AREA, AND INSTITUTION	BACHELOR'S DEGREES REQUIRING 4 OR 5 YEARS		MASTER'S DEGREES		DOCTOR'S DEGREES (PH.D., ED.D., ETC.)		BACHELOR'S DEGREES REQUIRING 4 OR 5 YEARS		MASTER'S DEGREES		DOCTOR'S DEGREES (PH.D., ED.D., ETC.)			
	1	2	3	4	5	6	7	1	2	3	4	5	6	7
	MEN	WOMEN	MEN	WOMEN	MEN	WOMEN	MEN	WOMEN	MEN	WOMEN	MEN	WOMEN	MEN	WOMEN
(CONTINUED)														
ECONOMICS														
PA SMARTHIRE COLLEGE	15	4	-	-	-	-	-	1	2	5	-	-	-	-
PA TEMPLE UNIVERSITY	35	4	27	2	1	1	6	1	-	-	-	-	-	-
PA TRUDEL COLLEGE	7	-	-	-	-	-	-	-	-	-	-	-	-	-
PA UNIV OF PENNSYLVANIA	67	16	44	5	39	1	-	-	1	-	-	-	-	-
PA UNIV PITTSBG ALL CAMPUSES	118	6	15	2	2	-	-	5	1	-	-	-	-	-
PA UNIVERSITY OF SCRANTON	15	-	3	-	-	-	-	-	-	-	-	-	-	-
PA URBINUS COLLEGE	38	4	-	-	-	-	-	16	-	6	-	-	-	-
PA VILLANOVA UNIVERSITY	30	-	-	-	-	-	-	36	4	-	-	-	1	1
PA WASHINGTON JEFFERSON COL	39	-	-	-	-	-	-	7	-	-	-	-	-	-
PA WAYNESBURG COLLEGE	8	1	-	-	-	-	-	33	2	23	-	-	-	-
PA WILKES COLLEGE	7	1	-	-	-	-	-	8	1	-	-	-	-	-
PA WILSON COLLEGE	-	6	-	-	-	-	-	35	2	3	-	-	3	1
RI BROWN UNIVERSITY	54	5	3	2	7	-	-	4	-	-	-	-	-	-
R I PROVIDENCE COLLEGE	38	-	-	-	-	-	-	3	-	-	-	-	-	-
S C ALLIANCE COLLEGE	1	-	-	-	-	-	-	16	1	-	-	-	-	-
S C UNIV R I ALL CAMPUSES	10	1	5	2	-	-	-	5	-	-	-	-	-	-
S C BAPTIST COL OF CHARLESTON	1	-	-	-	-	-	-	4	-	-	-	-	-	-
S C CLEMSON UNIV ALL CAMPUSES	67	1	2	-	-	-	-	4	-	1	-	-	-	-
S C COLLEGE OF CHARLESTON	2	2	-	-	-	-	-	4	-	3	-	-	-	-
S C COLLEGE OF CHARLESTON	1	-	-	-	-	-	-	3	-	-	-	-	-	-
S C LIWSTONE COLLEGE	4	-	-	-	-	-	-	23	-	6	-	-	-	-
S C MEMBERY COLLEGE	10	-	-	-	-	-	-	20	-	3	-	-	-	-
S C PRESBYTERIAN COLLEGE	10	-	-	-	-	-	-	70	1	3	-	-	-	-
S C UNIV S C ALL CAMPUSES	13	3	1	-	-	-	-	8	2	-	-	-	-	-
S C WINTHROP COLLEGE	3	3	-	-	-	-	-	4	-	3	-	-	-	-
S C WOFFORD COLLEGE	48	-	-	-	-	-	-	4	-	-	-	-	-	-
S D AUGUSTANA COLLEGE	2	-	-	-	-	-	-	12	1	-	-	-	-	-
S D DAKOTA WESLEYAN UNIV	4	-	-	-	-	-	-	19	-	-	-	-	-	-
S D HURON COLLEGE	2	-	-	-	-	-	-	39	-	9	-	-	-	-
S D NORTHERN STATE COLLEGE	6	-	-	-	-	-	-	27	3	5	-	-	-	-
S D SOUTH DAKOTA STATE UNIV	45	2	4	-	-	1	-	-	-	-	-	-	-	-
S D UNIVERSITY SOUTH DAKOTA	10	-	-	-	-	-	-	20	1	2	-	-	-	-
S D YANKTON COLLEGE	3	-	-	-	-	-	-	73	11	8	2	9	1	1
TENN AUSTIN PRAY STATE UNIV	5	-	-	-	-	-	-	19	1	1	-	-	-	-
TENN CARSON NEWMAN COLLEGE	3	-	-	-	-	-	-	8	-	1	-	-	-	-
TENN E TENN ST U ALL CAMPUSES	3	-	5	-	-	-	-	53	-	7	-	-	-	-
TENN FISK UNIVERSITY	12	5	-	-	-	-	-	42	5	3	-	-	1	1
TENN KING COLLEGE	1	-	-	-	-	-	-	16	1	1	-	-	-	-
TENN LAMBUTH COLLEGE	5	-	-	-	-	-	-	13	1	-	-	-	-	-
TENN LE MOYNE-OWEN COLLEGE	2	-	-	-	-	-	-	19	1	-	-	-	-	-
TENN LIACCLN MEMORIAL UNIV	2	-	-	-	-	-	-	7	1	-	-	-	-	-
TENN MARYVILLE COLLEGE	5	-	-	-	-	-	-	4	-	-	-	-	-	-
TENN MEMPHIS STATE UNIVERSITY	24	3	10	1	-	-	-	27	7	-	-	-	-	-
TENN MIDDLE TENNESSEE ST UNIV	11	-	3	-	-	-	-	9	-	-	-	-	-	-
TENN SOUTHWESTERN AT MEMPHIS	15	1	-	-	-	-	-	39	-	-	-	-	-	-
TENN TENN TECHNOLOGICAL UNIV	7	-	-	-	-	-	-	16	2	2	-	-	-	-
TENN TUSCULUM COLLEGE	1	-	-	-	-	-	-	20	-	-	-	-	-	-
TENN UNION UNIVERSITY	3	-	-	-	-	-	-	7	1	-	-	-	-	-
TENN UNIVERSITY OF THE SOUTH	28	-	-	-	-	-	-	17	1	-	-	-	-	-
TENN UNIV OF TENN ALL CAMPUSES	38	6	2	1	2	3	-	51	2	-	-	-	-	-
TENN VANDERBILT UNIVERSITY	38	7	19	4	4	3	-	26	1	-	-	-	-	-
TEX AUSTIN COLLEGE	24	-	-	-	-	-	-	4	-	-	-	-	-	-
TEX BAYLOR UNIV MAIN CAMPUS	19	3	4	-	-	-	-	4	1	-	-	-	-	-
TEX RISHOP COLLEGE	4	-	-	-	-	-	-	3	-	-	-	-	-	-
TEX EAST TEXAS STATE UNIV	1	-	-	-	-	-	-	3	-	-	-	-	-	-



TABLE 4.--BACHELOR'S, MASTER'S, AND DOCTOR'S DEGREES CONFERRED IN INSTITUTIONS OF HIGHER EDUCATION, BY SEX OF STUDENT, FIELD OF STUDY, STATE OR OTHER AREA, AND INSTITUTION: AGGREGATE UNITED STATES, 1968-69 --CONTINUED

FIELD OF STUDY, STATE OR OTHER AREA, AND INSTITUTION	BACHELOR'S DEGREES REQUIRING 4 OR 5 YEARS		MASTER'S DEGREES		DOCTOR'S DEGREES (PH.D., ED.D., ETC.)		BACHELOR'S DEGREES REQUIRING 4 OR 5 YEARS		MASTER'S DEGREES		DOCTOR'S DEGREES (PH.D., ED.D., ETC.)				
	1	2	3	4	5	6	7	1	2	3	4	5	6	7	
	MEN		WOMEN		MEN		WOMEN		MEN		WOMEN		MEN		WOMEN
(CONTINUED)															
HISTORY															
CAL AZUSA PACIFIC COLLEGE	9	6													
CAL BIOLA COLLEGE	15	3													
CAL CALIFORNIA BAPTIST COL	1														
CAL CALIFORNIA INST OF TECH	10	8													
CAL CALIFORNIA LUTHERAN COL	15	13													
CAL CAL ST COL DOMINGUEZ HILLS	95	95													
CAL CALIF STATE COL FULLERTON	37	18													
CAL CALIFORNIA ST COL HAYWARD	151	109													
CAL CALIF STATE COL LONG BCH	132	113													
CAL CALIF STATE COL LOS ANGLS	21	18													
CAL CAL ST COL SAN BERNARDINO	7	1													
CAL CAL ST POLY COL POMONA	34	13													
CAL CHICO STATE COLLEGE	24	10													
CAL FRESNO ST COL MAIN CAMPUS	19	18													
CAL HUMBOLDT STATE COLLEGE	55	47													
CAL SACRAMENTO STATE COLLEGE	73	29													
CAL SAN DIEGO ST COL MAIN CAMP	181	177													
CAL SAN FERNANDO VLY ST COL	133	104													
CAL SAN JOSE STATE COLLEGE	80	44													
CAL SONOMA STATE COLLEGE	20	19													
CAL STANISLAUS STATE COLLEGE	23	12													
CAL CHAPMAN COLLEGE	46	21													
CAL CLAREMONT MENS COLLEGE	10														
CAL CLAREMONT UNIV CENTER															
CAL PITZER COLLEGE	7	3													
CAL POMONA COLLEGE	2	6													
CAL SCRIPPS COLLEGE		2													
CAL COL OF THE HOLY NAMES		31													
CAL COLLEGE OF NOTRE DAME		23													
CAL COMMUNICAN COL SAN RAFAEL		17													
CAL FMACULATE HEART COLLEGE		39													
CAL LA VERNE COLLEGE	11	4													
CAL LOMA LINDA UNIV ALL CAMPUSES	16	1													
CAL L A BAPT COL & THEOL SEM	4	1													
CAL LOYOLA UNIV OF LOS ANG	27	1													
CAL MARYMOUNT COLLEGE		8													
CAL HILLS COLLEGE		21													
CAL MONTEREY INST FOREIGN STU	1														
CAL MOUNT ST MARYS COLLEGE		26													
CAL OCCIDENTAL COLLEGE	14	10													
CAL PACIFIC COLLEGE	2	1													
CAL PACIFIC UNION COLLEGE	16	2													
CAL PASADENA COLLEGE	15	6													
CAL PEPPERDINE COLLEGE	14	8													
CAL ST MARYS COL CALIFORNIA	26														
CAL SAN FRANCISCO COL WOMEN		4													
CAL STIMPSON BIRLE COLLEGE	3	1													
CAL SOUTHERN CALIFORNIA COL	1	1													
CAL STANFORD UNIVERSITY	153	44													
CAL TAHOE PARADISE COLLEGE	3														
CAL U OF CAL INTERNATIONAL UNIV	4	1													
CAL U OF CAL BERKELEY	175	177													
CAL U OF CAL DAVIS	50	99													

TABLE 4.--BACHELOR'S, MASTER'S, AND DOCTOR'S DEGREES CONFERRED IN INSTITUTIONS OF HIGHER EDUCATION, BY SEX OF STUDENT, FIELD OF STUDY, STATE OR OTHER AREA, AND INSTITUTION: AGGREGATE UNITED STATES, 1968-69--CONTINUED

FIELD OF STUDY, STATE OR OTHER AREA, AND INSTITUTION	BACHELOR'S DEGREES REQUIRING 4 OR 5 YEARS		MASTER'S DEGREES		DOCTOR'S DEGREES (PH.D., ED.D., ETC.)		BACHELOR'S DEGREES REQUIRING 4 OR 5 YEARS		MASTER'S DEGREES		DOCTOR'S DEGREES (PH.D., ED.D., ETC.)	
	2	3	4	5	6	7	2	3	4	5	6	7
	2	3	4	5	6	7	2	3	4	5	6	7
(CONTINUED)												
HISTORY												
D C CALLAUDET COLLEGE	3	4	1	9	2	3	3	23	27	10		
D C GEORGETOWN UNIVERSITY	54	46	13	9	1		10	4				
D C GEORGE WASHINGTON UNIV	42						3	2				
D C HOWARD UNIVERSITY	18	13	8	2			16	4				
D C TRINITY COLLEGE		31										
FLA BARRY COLLEGE		7	1									
FLA BETHUNE COOKMAN COLLEGE	1	1										
FLA BISCAYNE COLLEGE INC	21						21	8				
FLA FLORIDA MEMORIAL COLLEGE	8							3				
FLA FLORIDA PRESSYTERIAN COL	5	4					4	3				
FLA FLORIDA SOUTHERN COLLEGE	16	5					11	9	2			
FLA JACKSONVILLE UNIVERSITY	19	5					21	8				
FLA NEW COLLEGE	3						12	1				
FLA FLORIDA MEMORIAL COLLEGE	8							1				
FLA FLORIDA SOUTHERN COLLEGE	15	4						10				
FLA FLORIDA SOUTHERN COLLEGE	16	5					43	13				
FLA JACKSONVILLE UNIVERSITY	19	5					17	7	5			
FLA NEW COLLEGE	3							20				
FLA ROLLINS COL ALL CAMPUSES	17	11	5	3								
FLA ST LEO COLLEGE	14						49	19	18	6		
FLA FLORIDA A & M UNIVERSITY	15	2					29	20	4	5		
FLA FLORIDA ATLANTIC UNIV	25	7					29	5				
FLA FLORIDA STATE UNIVERSITY	68	42	18	4			10					
FLA UNIVERSITY OF FLORIDA	57	28	6	6	2		8	5				
FLA UNIV OF SOUTH FLORIDA	47	11					25	4				
FLA UNIV OF WEST FLORIDA	48	24					39	20	7	3		
FLA STEFSON UNIVERSITY	21	11	4				11	4				
FLA UNIVERSITY OF MIAMI	61	24	10	3			18	7				
FLA UNIVERSITY OF TAMPA	13	6					18	4				
GA AGNES SCOTT COLLEGE	26						7					
GA ALBANY STATE COLLEGE	4	9					86	33	12	19	4	2
GA ARMSTRONG STATE COLLEGE	13	7					5	3				
GA ATLANTA UNIVERSITY			4	5			6	1				
GA AUGUSTA COLLEGE	16	10					17	7				
GA ARNOLD COLLEGE		3										
GA CLARK COLLEGE	11	3										
GA COVENANT COLLEGE	9	2										
GA EMORY UNIV ALL CAMPUSES	48	17	5	6	2	2	23	47	2	1		
GA FORT VALLEY STATE COLLEGE	6						92	52	28	5	3	
GA GEORGIA COLLEGE	9	2		1								
GA GEORGIA SOUTHERN COLLEGE	7	9	2				11	9				
GA GEORGIA SOUTHWESTERN COL	41	8					14	1				
GA GEORGIA STATE COLLEGE	18	28	4	2			20	7				
GA LA GRANGE COLLEGE	3	2										
GA MERCER UNIV ALL CAMPUSES	28	5					4	1				
GA MOREHOUSE COLLEGE	7						39	36	25	18	14	
GA MORRIS BROWN COLLEGE	6											
GA NORTH GEORGIA COLLEGE	5	1										
GA PAINE COLLEGE	7						4	1				
GA SAVANNAH STATE COLLEGE	2											
GA SHORTER COLLEGE	19	3										
GA SPELMAN COLLEGE		12										
GA TIFT COLLEGE		5										
GA UNIVERSITY OF GEORGIA	60	41	7	1	14	1	24	18	47	34	15	3
GA VALDUNIA STATE COLLEGE	18	8					127	50	24	15	14	
GA WEST GEORGIA COLLEGE	4	9					75	62	5	4		
HAWAII HAWAIIAN COL OF HONOLULU	17	7					15	7				

TABLE 4. --BACHELOR'S, MASTER'S, AND DOCTOR'S DEGREES CONFERRED IN INSTITUTIONS OF HIGHER EDUCATION, BY SEX OF STUDENT, FIELD OF STUDY, STATE OR OTHER AREA, AND INSTITUTION: AGGREGATE UNITED STATES, 1968-69 --CONTINUED

FIELD OF STUDY, STATE OR OTHER AREA, AND INSTITUTION	BACHELOR'S DEGREES REQUIRING 4 OR 5 YEARS		MASTER'S DEGREES		DOCTOR'S DEGREES (PH.D., ED.D., ETC.)		HISTORY	BACHELOR'S DEGREES REQUIRING 4 OR 5 YEARS		MASTER'S DEGREES		DOCTOR'S DEGREES (PH.D., ED.D., ETC.)	
	2	3	4	5	6	7		2	3	4	5	6	7
	2	3	4	5	6	7		2	3	4	5	6	7
IND ANDERSON COLLEGE	7	3	-	-	-	-	IND ANDERSON COLLEGE	67	6	-	-	-	-
IND BALL STATE UNIVERSITY	59	21	42	14	-	-	IND BALL STATE UNIVERSITY	17	4	-	-	-	-
IND BUTLER COLLEGE INC	2	-	-	-	-	-	IND BUTLER COLLEGE INC	9	-	-	-	-	-
IND BUTLER UNIVERSITY	21	11	3	3	-	-	IND BUTLER UNIVERSITY	19	3	-	-	-	-
IND CONCORDIA SENIOR COLLEGE	30	-	-	-	-	-	IND CONCORDIA SENIOR COLLEGE	77	30	16	2	5	1
IND DEPAUL UNIVERSITY	35	13	-	-	-	-	IND DEPAUL UNIVERSITY	57	20	5	-	-	-
IND EARHAM COL ALL CAMPUSES	19	8	-	-	-	-	IND EARHAM COL ALL CAMPUSES	15	4	-	-	-	-
IND FRANKLIN COL OF INDIANA	13	6	-	-	-	-	IND FRANKLIN COL OF INDIANA	17	6	-	-	-	-
IND GOSHEN COL & BIRLICAL SEM	4	-	-	-	-	-	IND GOSHEN COL & BIRLICAL SEM	12	6	-	-	-	-
IND GRACF THEOL SEM & COL	14	2	-	-	-	-	IND GRACF THEOL SEM & COL	8	2	-	-	-	-
IND HANOVER COLLEGE	9	3	-	-	-	-	IND HANOVER COLLEGE	8	2	-	-	-	-
IND HUNTINGTON COLLEGE	4	2	-	-	-	-	IND HUNTINGTON COLLEGE	13	3	-	-	-	-
IND INDIANA CENTRAL COLLEGE	9	4	1	-	-	-	IND INDIANA CENTRAL COLLEGE	20	-	-	-	-	-
IND INDIANA STATE UNIVERSITY	7	2	22	9	-	-	IND INDIANA STATE UNIVERSITY	28	18	6	-	-	-
IND INDIANA UNIV ALL CAMPUSES	71	37	47	26	16	1	IND INDIANA UNIV ALL CAMPUSES	4	5	-	-	-	-
IND MANCHESTER COLLEGE	16	12	-	-	-	-	IND MANCHESTER COLLEGE	53	19	17	2	-	-
IND MARTIN COL INDIANAPOLIS	16	11	-	-	-	-	IND MARTIN COL INDIANAPOLIS	2	-	-	-	-	-
IND MARIEN COLLEGE MARION	1	-	-	-	-	-	IND MARIEN COLLEGE MARION	38	13	5	3	-	-
IND OAKLAND CITY COLLEGE	5	1	-	-	-	-	IND OAKLAND CITY COLLEGE	11	2	-	-	-	-
IND PURDUE UNIV MAIN CAMPUS	20	2	15	10	-	-	IND PURDUE UNIV MAIN CAMPUS	1	6	-	-	-	-
IND PURDUE UNIV CALUMET CMPUS	1	-	1	1	-	-	IND PURDUE UNIV CALUMET CMPUS	16	3	-	-	-	-
IND PURDUE U INDPLS REG CMPUS	1	-	-	-	-	-	IND PURDUE U INDPLS REG CMPUS	-	11	-	-	-	-
IND ST FRANCIS COLLEGE	9	4	12	4	-	-	IND ST FRANCIS COLLEGE	6	2	-	-	-	-
IND ST JOSEPH COL MAIN CAMPUS	28	-	-	-	-	-	IND ST JOSEPH COL MAIN CAMPUS	-	2	-	-	-	-
IND ST JOS COL CALUMET CAMPUS	6	3	-	-	-	-	IND ST JOS COL CALUMET CAMPUS	20	-	-	-	-	-
IND ST MARYS COLLEGE	-	28	-	-	-	-	IND ST MARYS COLLEGE	5	5	-	-	-	-
IND ST MARY OF THE WOODS COL	-	5	-	-	-	-	IND ST MARY OF THE WOODS COL	18	2	-	-	-	-
IND ST METRAD COL & SCH THEO	21	-	-	-	-	-	IND ST METRAD COL & SCH THEO	2	2	-	-	-	-
IND TAYLOR UNIVERSITY	7	-	-	-	-	-	IND TAYLOR UNIVERSITY	9	2	-	-	-	-
IND UNIV OF EVANSVILLE	16	16	-	-	-	-	IND UNIV OF EVANSVILLE	4	-	-	-	-	-
IND UNIVERSITY OF NOTRE DAME	48	-	34	16	4	-	IND UNIVERSITY OF NOTRE DAME	47	14	31	5	12	-
IND VALPARAISO UNIVERSITY	36	21	14	16	-	-	IND VALPARAISO UNIVERSITY	43	12	-	-	-	-
IND WABASH COLLEGE	11	-	-	-	-	-	IND WABASH COLLEGE	2	2	-	-	-	-
IND BRIAR CLIFF COLLEGE	5	26	-	-	-	-	IND BRIAR CLIFF COLLEGE	22	6	6	2	-	-
IND RUENA VISTA COLLEGE	7	4	-	-	-	-	IND RUENA VISTA COLLEGE	22	6	-	-	-	-
IND CENTRAL UNIV OF IOWA	8	3	-	-	-	-	IND CENTRAL UNIV OF IOWA	25	3	-	-	-	-
IOWA CLARKE COLLEGE	-	22	-	-	-	-	IOWA CLARKE COLLEGE	16	10	-	-	-	-
IOWA COE COLLEGE	17	18	-	-	-	-	IOWA COE COLLEGE	3	10	-	-	-	-
IOWA CORNELL COLLEGE	13	8	-	-	-	-	IOWA CORNELL COLLEGE	5	2	-	-	-	-
IOWA DIVINE WORD COLLEGE	1	-	-	-	-	-	IOWA DIVINE WORD COLLEGE	1	12	-	-	-	-
IOWA DROT COLLEGE	15	1	-	-	-	-	IOWA DROT COLLEGE	5	4	-	-	-	-
IOWA DRAKE UNIVERSITY	30	5	5	-	-	-	IOWA DRAKE UNIVERSITY	28	16	-	-	-	-
IOWA GRACELAND COLLEGE	12	2	-	-	-	-	IOWA GRACELAND COLLEGE	28	13	8	3	-	-
IOWA GRINNELL COLLEGE	20	15	-	-	-	-	IOWA GRINNELL COLLEGE	15	6	-	-	-	-
IOWA IOWA ST U OF SCI & TECH	37	24	-	2	-	-	IOWA IOWA ST U OF SCI & TECH	3	2	-	-	-	-
IOWA IOWA WESLEYAN COLLEGE	5	-	-	-	-	-	IOWA IOWA WESLEYAN COLLEGE	7	2	-	-	-	-
IOWA LORAS COLLEGE	50	-	1	-	-	-	IOWA LORAS COLLEGE	50	12	-	-	-	-
IOWA LUTHER COLLEGE	35	11	-	-	-	-	IOWA LUTHER COLLEGE	15	6	-	-	-	-
IOWA MAPYCREST COLLEGE	1	2	-	-	-	-	IOWA MAPYCREST COLLEGE	3	2	-	-	-	-
IOWA MIDWESTERN COLLEGE	4	3	-	-	-	-	IOWA MIDWESTERN COLLEGE	27	1	-	-	-	-
IOWA MORNINGSTAR COLLEGE	17	7	-	-	-	-	IOWA MORNINGSTAR COLLEGE	7	2	-	-	-	-
IOWA MOUNT MERCY COLLEGE	-	14	-	-	-	-	IOWA MOUNT MERCY COLLEGE	50	12	-	-	-	-
IOWA NORTHWESTERN COLLEGE	7	1	-	-	-	-	IOWA NORTHWESTERN COLLEGE	51	24	1	-	-	-
								24	2	-	-	-	-
								5	5	-	-	-	-
								9	2	-	-	-	-
								9	3	-	-	-	-



TABLE 4.--BACHELOR'S, MASTER'S, AND DOCTOR'S DEGREES CONFERRED IN INSTITUTIONS OF HIGHER EDUCATION, BY SEX OF STUDENT, FIELD OF STUDY, STATE OR OTHER AREA, AND INSTITUTION, FIELD OF STUDY, STATE OR OTHER AREA, AND INSTITUTION, UNITED STATES, 1968-69 --CONTINUED.

FIELD OF STUDY, STATE OR OTHER AREA, AND INSTITUTION	BACHELOR'S DEGREES REQUIRING 4 OR 5 YEARS		MASTER'S DEGREES		DOCTOR'S DEGREES (PH.D., ED.D., ETC.)		BACHELOR'S DEGREES REQUIRING 4 OR 5 YEARS		MASTER'S DEGREES		DOCTOR'S DEGREES (PH.D., ED.D., ETC.)				
	1	2	3	4	5	6	7	1	2	3	4	5	6	7	
	MEN		WOMEN		MEN		WOMEN		MEN		WOMEN		MEN		WOMEN
(CONTINUED)															
1	HISTORY														
LA KY UNION COLLEGE	11	7	1	10	6	7	1	17	2	1	1	1	1	1	1
LA KY UNIV KY MAIN CAMPUS	76	60	1	10	6	7	1	17	2	1	1	1	1	1	1
LA KY UNIVERSITY OF LOUISVILLE	20	17	1	1	1	1	1	20	11	1	1	1	1	1	1
LA KY MSTRN KENTUCKY UNIVERSITY	34	14	1	1	1	1	1	89	5	12	12	12	13	1	1
LA LA CENFENARY COLLEGE	16	5	1	1	1	1	1	81	59	17	12	12	13	1	1
LA LA DILLARD UNIVERSITY	3	2	1	1	1	1	1	46	22	1	1	1	1	1	1
LA LA FRANCIS T NICHOLLS ST COL	15	2	1	1	1	1	1	1	6	1	1	1	1	1	1
LA LA GRAMLING COLLEGE	1	2	1	1	1	1	1	1	1	1	1	1	1	1	1
LA LA LOUISIANA COLLEGE	1	1	1	1	1	1	1	1	1	1	1	1	1	1	1
LA LA LOUISIANA POLY INSTITUTE	22	4	1	5	1	1	1	13	1	1	1	1	1	1	1
LA LA ST U RATON ROUGE	30	3	1	15	1	5	1	9	6	5	1	1	3	1	1
LA LA ST U NEW ORLEANS	37	14	1	1	1	1	1	81	1	1	1	1	1	1	1
LA LA LOYOLA UNIVERSITY	11	8	1	1	1	1	1	13	1	1	1	1	1	1	1
LA LA MCNEESE STATE COLLEGE	3	1	1	2	1	1	1	20	8	1	1	1	1	1	1
LA LA NTHST LOUISIANA ST COL	14	1	1	6	1	1	1	180	30	21	13	13	29	12	1
LA LA NTHMSTRN ST COL LOUISIANA	6	2	1	5	1	1	1	11	2	1	1	1	1	1	1
LA LA NOTRE DAME SEMINARY	1	1	1	5	1	1	1	69	19	12	6	6	1	1	1
LA LA ST JOSEPH SEMINARY	1	1	1	5	1	1	1	77	27	12	6	6	1	1	1
LA LA ST MARYS DOMINICAN COL	1	1	1	3	1	1	1	27	6	1	1	1	1	1	1
LA LA STHESTRN LOUISIANA COL	7	2	1	3	1	1	1	4	14	1	1	1	1	1	1
LA LA SOUTHERN UNIV E A & C COL	4	3	1	1	1	1	1	19	9	1	1	1	1	1	1
LA LA TULANE UNIV OF LOUISIANA	65	29	1	8	1	5	2	27	29	27	10	5	1	1	1
LA LA UNIV STHESTRN LOUISIANA	32	12	1	2	1	1	1	21	10	1	1	1	1	1	1
LA LA XAVIER UNIVERSITY OF LA	17	9	1	1	1	1	1	23	6	1	1	1	1	1	1
ME ME RATES COLLEGE	1	1	1	1	1	1	1	1	1	1	1	1	1	1	1
ME ME RAYSON COLLEGE	18	9	1	1	1	1	1	1	1	1	1	1	1	1	1
ME ME WASSON COLLEGE	14	6	1	1	1	1	1	1	1	1	1	1	1	1	1
ME ME RICHER COLLEGE	14	1	1	1	1	1	1	1	1	1	1	1	1	1	1
ME ME ST FRANCIS COLLEGE	23	1	1	1	1	1	1	1	1	1	1	1	1	1	1
ME ME ST JOSEPHS COLLEGE	3	3	1	1	1	1	1	1	1	1	1	1	1	1	1
ME ME UNIV MAINE ALL CAMPUSES	70	54	1	23	3	1	1	49	18	21	5	1	1	1	1
ME ME WHITE STAFF COLLEGE	4	2	1	1	1	1	1	1	1	1	1	1	1	1	1
ME ME COL OF NOTRE DAME OF MD	1	1	1	1	1	1	1	1	1	1	1	1	1	1	1
ME ME COLUMBIA UNION COLLEGE	5	31	1	1	1	1	1	1	1	1	1	1	1	1	1
MD MD FROSTBURG STAFF COLLEGE	19	6	1	1	1	1	1	1	1	1	1	1	1	1	1
MD MD GOUCHER COLLEGE	11	11	1	1	1	1	1	1	1	1	1	1	1	1	1
MD MD HODIC COLLEGE	49	22	1	15	3	3	2	1	1	1	1	1	1	1	1
MD MD JOHNS HOPKINS U ALL CAM	32	2	1	1	1	1	1	1	1	1	1	1	1	1	1
MD MD LYOLA COLLEGE	31	13	1	1	1	1	1	1	1	1	1	1	1	1	1
MD MD MORGAN STATE COLLEGE	47	10	1	1	1	1	1	1	1	1	1	1	1	1	1
MD MD MOUNT ST AGNES COLLEGE	1	1	1	1	1	1	1	1	1	1	1	1	1	1	1
MD MD MOUNT ST MARYS COLLEGE	7	7	1	1	1	1	1	1	1	1	1	1	1	1	1
MD MD ST JOSEPH COLLEGE	8	13	1	1	1	1	1	1	1	1	1	1	1	1	1
MD MD SALTSBURY STATE COLLEGE	8	13	1	1	1	1	1	1	1	1	1	1	1	1	1
MD MD TOWSON STATE COLLEGE	56	14	1	1	1	1	1	1	1	1	1	1	1	1	1
MD MD UNIVERSITY OF BALTIMORE	40	6	1	1	1	1	1	1	1	1	1	1	1	1	1
MD MD UNIV MD MAIN CAMPUS	146	67	1	23	6	10	1	1	1	1	1	1	1	1	1
MD MD WASHINGTON COLLEGE	18	8	1	1	1	1	1	1	1	1	1	1	1	1	1
MD MD WESTERN MARYLAND COLLEGE	6	3	1	1	1	1	1	1	1	1	1	1	1	1	1
MASS MASS AMERICAN INTERNATL COL	25	5	1	1	1	1	1	1	1	1	1	1	1	1	1
MASS MASS AMHERST COLLEGE	14	1	1	1	1	1	1	1	1	1	1	1	1	1	1
MASS MASS ANNA MARIA COL FOR WOMEN	1	8	1	1	1	1	1	1	1	1	1	1	1	1	1
MASS MASS ASSUMPTION COLLEGE	18	1	1	13	1	1	1	1	1	1	1	1	1	1	1

TABLE 4.--BACHELOR'S, MASTER'S, AND DOCTOR'S DEGREES CONFERRED IN INSTITUTIONS OF HIGHER EDUCATION, BY SEX OF STUDENT, FIELD OF STUDY, STATE OR OTHER AREA, AND INSTITUTION: AGGREGATE UNITED STATES, 1968-69 --CONTINUED

FIELD OF STUDY, STATE OR OTHER AREA, AND INSTITUTION	BACHELOR'S DEGREES REQUIRING 4 OR 5 YEARS		MASTER'S DEGREES		DOCTOR'S DEGREES (PH.D., ED.D., ETC.)		HISTORY		BACHELOR'S DEGREES REQUIRING 4 OR 5 YEARS		MASTER'S DEGREES		DOCTOR'S DEGREES (PH.D., ED.D., ETC.)	
	1	2	3	4	5	6	7	1	2	3	4	5	6	7
	MEN	WOMEN	MEN	WOMEN	MEN	WOMEN	MEN	MEN	WOMEN	MEN	WOMEN	MEN	WOMEN	MEN
(CONTINUED)														
MICH MADONNA COLLEGE			10											
MICH MARYGROVE COLLEGE			29											
MICH MERCY COLLEGE OF DETROIT			20											
MICH MICH ST UNIV ALL CAMPUSES	84	77		19	19	12	1							
MICH MICH TEC U LK SUP ST COL	5	1												
MICH NAZARETH COLLEGE	12													
MICH NORTHERN MICHIGAN UNIV	52	12		9	2									
MICH OAKLAND UNIVERSITY	27	23												
MICH OLIVET COLLEGE	17	5												
MICH SAGINAW VALLEY COLLEGE	7	4												
MICH STENA HEIGHTS COLLEGE	42				1									
MICH SPRING ARBOR COLLEGE	7													
MICH UNIVERSITY OF DETROIT	34	22		7	7									
MICH UNIVERSITY OF MICHIGAN	131	124		37	19	15	1							
MICH WAYNE STATE UNIVERSITY	74	36		16	7	3								
MICH WESTERN MICHIGAN UNIV	191	117		12	3									
MICH WISCONSIN COLLEGE	17													
MICH BERKOUT STATE COLLEGE	35	4												
MINN BETHEL COLLEGE & SEMINARY	14													
MINN CARLETON COLLEGE	19	14												
MINN COLLEGE OF ST BENEDICT														
MINN COLLEGE OF ST CATHERINE														
MINN COLLEGE OF ST SCHOLASTICA														
MINN COLLEGE OF ST TERESA														
MINN CONCORDIA COL MGRH:AD	51													
MINN GUSTAVUS ADOLPHUS COLLEGE	12	8												
MINN HAMLINE UNIVERSITY	18	9												
MINN LEA COLLEGE	6	1												
MINN MACALESTER COLLEGE	24	16		1										
MINN MANKATO STATE COLLEGE	62	12		4	1									
MINN MOORHEAD STATE COLLEGE	26	2												
MINN ST CLOUD STATE COLLEGE	42	10		5										
MINN ST JOHNS UNIVERSITY														
MINN ST MARYS COLLEGE	11	1												
MINN ST OLAF COLLEGE	46	18												
MINN U OF MINN DULUTH	51	16												
MINN U OF MINN MNPLS ST PAUL	130	49		38	7	14	1							
MINN U OF MINN MORRIS	12	3												
MINN WINONA STATE COLLEGE	4	2												
MISS BELHAVEN COLLEGE	6	3												
MISS BLUE MOUNTAIN COLLEGE	5	3												
MISS DELTA STATE COLLEGE	7	2		4										
MISS JACKSON STATE COLLEGE	9	6												
MISS MILLSAPS COLLEGE	9	7												
MISS MISSISSIPPI COLLEGE	21	7		11	2									
MISS STATE COL FOR WOMEN				2	4									
MISS MISSISSIPPI STATE UNIV	13	11		8	3	2								
MISS TONGALOO COLLEGE	5	2												
MISS UNIV MISS MAIN CAMPUS	23	5		2	1	1								
MISS UNIV OF STRW MISSISSIPPI	63	29		5	2									
MISS WILLIAM CAREY COLLEGE	4	1												
MO AVILA COLLEGE														

469

TABLE 4.--BACHELOR'S, MASTER'S, AND DOCTOR'S DEGREES CONFERRED IN INSTITUTIONS OF HIGHER EDUCATION, BY SEX OF STUDENT, FIELD OF STUDY, STATE OR OTHER AREA, AND INSTITUTION: AGGREGATE UNITED STATES, 1968-69 --CONTINUED

FIELD OF STUDY, STATE OR OTHER AREA, AND INSTITUTION	BACHELOR'S DEGREES REQUIRING 4 OR 5 YEARS		MASTER'S DEGREES		DOCTOR'S DEGREES (PH.D., ED.D., ETC.)		
	1	2	3	4	5	6	7
	1	2	3	4	5	6	7
(CONTINUED)							
N H RAYNE STATE COLLEGE	14	5	5	4	4	1	1
N V NEVADA SOUTHERN UNIV	5	7	7	4	4	1	1
N V UNIV OF NEVADA	21	13	13	4	4	1	1
N H BELKNAP COLLEGE	5	2	2	4	4	1	1
N H CANAN COLLEGE	80	5	5	4	4	1	1
N H DARTMOUTH COLLEGE	5	1	1	4	4	1	1
N H FRANKLIN PIERCE COLLEGE	5	3	3	4	4	1	1
N H MOUNT ST MARY COLLEGE	5	1	1	4	4	1	1
N H NATHANIEL HAWTHORNE COL	5	1	1	4	4	1	1
N H NEW ENGLAND COLLEGE	9	1	1	4	4	1	1
N H NOTRE DAME COLLEGE	7	7	7	4	4	1	1
N H RIVIER COLLEGE	45	3	3	4	4	1	1
N H ST ANSELMS COLLEGE	50	36	36	7	7	4	4
N H UNIV OF NEW HAMPSHIRE	15	5	5	4	4	1	1
N H UNIV OF N H KEENE ST COL	9	3	3	4	4	1	1
N H UNIV N H PLYMOUTH ST COL	18	11	11	4	4	1	1
N J ALDREFIELD COLLEGE	43	14	14	4	4	1	1
N J CALDWELL COL FOR WOMEN	14	6	6	4	4	1	1
N J COLLEGE OF ST ELIZABETH	5	6	6	4	4	1	1
N J DREW UNIVERSITY	66	20	20	12	12	4	4
N J FAIRLEIGH DICKINSON U ALL CAM	16	1	1	4	4	1	1
N J GEORGIAN COURT COLLEGE	1	1	1	4	4	1	1
N J GLASSBORO STATE COLLEGE	44	10	10	3	3	1	1
N J JERSEY CITY STATE COLLEGE	4	4	4	4	4	1	1
N J MONMOUTH COLLEGE	10	10	10	3	3	1	1
N J PATERSON STATE COLLEGE	97	14	14	6	6	1	1
N J PRINCETON UNIVERSITY	48	18	18	12	12	4	4
N J RUDOLPH COLLEGE	278	91	91	11	11	4	4
N J RUTGERS THE ST U ALL CAM	75	4	4	7	7	1	1
N J ST PETERS COLLEGE	4	4	4	4	4	1	1
N J SETON HALL UNIVERSITY	4	4	4	4	4	1	1
N J SHREVEPORT COLLEGE	4	4	4	4	4	1	1
N J TRENTON STATE COLLEGE	8	3	3	4	4	1	1
N J UPSALA COLLEGE	25	16	16	4	4	1	1
N M COLLEGE OF ARTESIA	1	1	1	4	4	1	1
N M COLLEGE OF SANTA FE	19	1	1	4	4	1	1
N M COLLEGE OF THE SOUTHWEST	7	6	6	4	4	1	1
N M EASTERN NEW MEX U ALL CAM	26	8	8	9	9	7	7
N M MEXICAN HIGHLANDS UNIV	11	6	6	4	4	1	1
N M NEW MEX INST MINING & TECH	1	1	1	4	4	1	1
N M NEW MEX ST U ALL CAMPUSES	17	5	5	4	4	1	1
N M UNIV OF ALBUQUERQUE	9	5	5	4	4	1	1
N M UNIVERSITY OF NEW MEXICO	65	33	33	5	5	7	7
N M WESTERN NEW MEXICO UNIV	4	4	4	4	4	1	1
N Y ADELPHI UNIVERSITY	39	17	17	13	13	5	5
N Y ALBANY UNIV ALL CAMPUSES	9	4	4	4	4	1	1
N Y BARD COLLEGE	5	2	2	4	4	1	1
N Y BRITANNIA COLLEGE	5	12	12	4	4	1	1
N Y CAMBIUS COLLEGE	5	4	4	4	4	1	1
N Y CATH COL IMMAC CONCEPTION	3	3	3	4	4	1	1
N Y CUNY BROOKLYN COLLEGE	127	51	51	7	7	1	1
N Y CUNY CITY COLLEGE	141	51	51	4	4	4	4
N Y CUNY GRADUATE CENTER	1	1	1	4	4	1	1

(CONTINUED)

HISTORY

FIELD OF STUDY, STATE OR OTHER AREA, AND INSTITUTION	1	2	3	4	5	6	7
N Y CUNY HUNTER COLLEGE	27	79	79	5	5	8	8
N Y CUNY LEHMAN COLLEGE	60	65	65	7	7	5	5
N Y CUNY QUEENS COLLEGE	160	75	75	4	4	5	5
N Y CUNY RICHMOND COL	10	10	10	4	4	5	5
N Y COLGATE UNIVERSITY	69	44	44	4	4	6	6
N Y COL OF MOUNT ST VINCENT	44	44	44	4	4	6	6
N Y COLLEGE OF NEW ROCHELLE	27	27	27	4	4	6	6
N Y COL ST ROSF ALL CAMPUSES	10	10	10	4	4	6	6
N Y COLUMBIA UNIV MAIN DIV	110	15	15	48	48	31	31
N Y COLUMBIA UNIV BARNARD COL	33	33	33	20	20	51	51
N Y COLUMBIA UNIV TCHRS COL	38	34	34	9	9	3	3
N Y CORNELL UNIV ALL CAMPUSES	3	3	3	4	4	5	5
N Y DOMINICAN COL OF BLAUVELT	21	21	21	4	4	5	5
N Y D YOUNG COLLEGE	20	20	20	4	4	5	5
N Y ELmira COLLEGE	7	7	7	4	4	5	5
N Y FINCH COLLEGE	110	31	31	37	37	15	15
N Y FORDHAM UNIVERSITY	30	30	30	4	4	5	5
N Y GOOD COUNSEL COLLEGE	21	21	21	4	4	5	5
N Y HAMILTON COLLEGE	21	21	21	4	4	5	5
N Y HARTWICK COLLEGE	29	8	8	4	4	5	5
N Y HOBART & Wm SMITH COLLEGE	55	13	13	4	4	5	5
N Y HOFSTRA UNIVERSITY	74	61	61	2	2	1	1
N Y HOUGHTON COLLEGE	25	34	34	4	4	5	5
N Y IONA COLLEGE	76	14	14	4	4	5	5
N Y ITHACA COLLEGE	20	14	14	4	4	5	5
N Y JEWISH THEOL SEM OF AMER	1	1	1	4	4	5	5
N Y KEUKA COLLEGE	6	6	6	4	4	5	5
N Y KINGS COLLEGE	14	6	6	4	4	5	5
N Y LADYCLIFF COLLEGE	20	20	20	4	4	5	5
N Y LE MOYNE COLLEGE	32	24	24	4	4	5	5
N Y LG 15 U MERRIFATHER CAM	67	28	28	21	21	4	4
N Y LG 15 U SOUTHAMPTON COL	12	15	15	4	4	5	5
N Y LG 15 U UNIV CENTER	88	12	12	4	4	5	5
N Y MANHATTAN COLLEGE	33	23	23	7	7	5	5
N Y MANHATTANVILLE COLLEGE	83	40	40	4	4	5	5
N Y MARIST COLLEGE	11	11	11	4	4	5	5
N Y MARYMOUNT COLLEGE	28	28	28	4	4	5	5
N Y MARYMOUNT MANHATTAN COL	21	21	21	4	4	5	5
N Y MEDVILLE COLLEGE	15	15	15	4	4	5	5
N Y MERCY COLLEGE	60	60	60	4	4	5	5
N Y MOLLOY CATH COL ALL CAM	1	1	1	4	4	5	5
N Y NOTRE ST MARY COLLEGE	28	28	28	4	4	5	5
N Y MARYMOUNT COLLEGE	15	15	15	4	4	5	5
N Y MARYMOUNT COLLEGE	60	60	60	4	4	5	5
N Y MARYMOUNT COLLEGE	1	1	1	4	4	5	5
N Y MARYMOUNT COLLEGE	117	81	81	85	85	49	49
N Y MARYMOUNT COLLEGE	34	10	10	9	9	1	1
N Y MARYMOUNT COLLEGE	18	2	2	4	4	5	5
N Y MARYMOUNT COLLEGE	22	4	4	4	4	5	5
N Y MARYMOUNT COLLEGE	16	1	1	4	4	5	5
N Y MARYMOUNT COLLEGE	2	2	2	4	4	5	5
N Y MARYMOUNT COLLEGE	29	29	29	4	4	5	5
N Y MARYMOUNT COLLEGE	3	3	3	4	4	5	5

TABLE 4.--BACHELOR'S, MASTER'S, AND DOCTOR'S DEGREES CONFERRED IN INSTITUTIONS OF HIGHER EDUCATION, BY SEX OF STUDENT, FIELD OF STUDY, STATE OR OTHER AREA, AND INSTITUTION: AGGREGATE UNITED STATES, 1968-69 --CONTINUED

HISTORY	BACHELOR'S DEGREES REQUIRING 4 OR 5 YEARS		MASTER'S DEGREES		DOCTOR'S DEGREES (PH.D., ED.D., ETC.)		FIELD OF STUDY, STATE OR OTHER AREA, AND INSTITUTION	BACHELOR'S DEGREES REQUIRING 4 OR 5 YEARS		MASTER'S DEGREES		DOCTOR'S DEGREES (PH.D., ED.D., ETC.)	
	2	3	4	5	6	7		2	3	4	5	6	7
	1	1	1	1	1	1		1	1	1	1	1	1
N Y ST BONAVENTURE UNIVERSITY	45	17	6	1	1	1	N C PEARDE STATE COL	20	8	1	1	1	
N Y ST FRANCIS COLLEGE	18	7	1	1	1	1	N C PEPPER COLLEGE	8	2	1	1	1	
N Y ST JOHN FISHER COL INC	46	1	1	1	1	1	N C QUEENS COLLEGE	18	1	1	1	1	
N Y ST JOHNS UNIVERSITY	68	8	22	1	1	1	N C ST ANDREWS PRESBY COL	12	1	1	1	1	
N Y ST JOSEPHS COL FOR WOMEN	19	1	1	1	1	1	N C ST AUGUSTINES COL	8	1	1	1	1	
N Y ST LAWRENCE UNIVERSITY	30	10	1	1	1	1	N C SALEM COLLEGE	13	1	1	1	1	
N Y STENA COLLEGE	22	1	4	1	1	1	N C SHAW UNIVERSITY	1	2	1	1	1	
N Y SKIDMORE COL ALL CAMPUSES	18	1	1	1	1	1	N C ST U RALEIGH MAIN CAM	18	11	1	1	1	
N Y SUNY STATE UNIV ALBANY	61	47	3	3	1	1	N C ST U STATE UNIV FT BRAGG	5	1	1	1	1	
N Y SUNY STATE UNIV BINGHAMTON	30	15	2	2	1	1	N C UNIV OF NC AT CHARLOTTE	21	46	27	14	5	
N Y SUNY ST U BUEL MAIN CAM	173	68	9	6	1	1	N C UNIV OF NC AT CHARLOTTE	22	23	1	1	1	
N Y SUNY ST U STONY BROK MAIN	52	54	6	6	1	1	N C UNIV OF NC AT GREENSBORO	5	45	2	3	1	
N Y SUNY COLLEGE BROCKPORT	23	4	1	1	1	1	N C WAKE FOREST UNIVERSITY	101	12	4	5	1	
N Y SUNY COLLEGE BUFFALO	10	4	1	1	1	1	N C WADSWORTH COLLEGE	6	3	1	1	1	
N Y SUNY COLLEGE CORTLAND	7	5	1	1	1	1	N C WESTERN CAROLINA UNIV	11	1	1	1	1	
N Y SUNY COLLEGE FREDONIA	15	3	2	1	1	1	N C WILMINGTON COLLEGE	32	6	1	1	1	
N Y SUNY COLLEGE GENESEE	14	4	1	1	1	1	N C WINSTON-SALEM STATE COL	8	5	1	1	1	
N Y SUNY COLLEGE NEW PALTZ	22	8	1	1	1	1	N D JAMFSTOWN COLLEGE	5	7	1	1	1	
N Y SUNY COLLEGE ONEONTA	5	5	1	1	1	1	N D MONT STATE COLLEGE	16	3	1	1	1	
N Y SUNY COLLEGE OSWEGO	15	5	1	1	1	1	N D NORTH DAKOTA STATE UNIV	15	8	3	1	1	
N Y SUNY COLLEGE PLATTSBURGH	9	11	3	5	1	1	N D UNIV N DAK MAIN CAMPUS	15	3	1	1	1	
N Y SUNY COLLEGE POTSDAM	70	38	12	12	1	1	N D VALLEY CITY STATE COLLEGE	19	2	1	1	1	
N Y SYRACUSE U MAIN CAMPUS	23	8	1	1	1	1	N D VALLEY CITY STATE COLLEGE	6	5	1	1	1	
N Y SYRACUSE UNIV UTICA COL	27	1	1	1	1	1	N D VALLEY CITY STATE COLLEGE	11	5	1	1	1	
N Y UNION COLLEGE	92	56	6	8	1	1	N D VALLEY CITY STATE COLLEGE	28	9	1	1	1	
N Y UNIVERSITY OF ROCHESTER	57	6	1	1	1	1	N D VALLEY CITY STATE COLLEGE	6	3	1	1	1	
N Y VASSAR COLLEGE	35	16	1	1	1	1	N D VALLEY CITY STATE COLLEGE	16	1	1	1	1	
N Y WAGNER COLLEGE	10	21	18	1	1	1	N D VALLEY CITY STATE COLLEGE	16	1	1	1	1	
N Y WELLS COLLEGE	43	26	18	4	1	1	N D VALLEY CITY STATE COLLEGE	16	1	1	1	1	
N C APPALACHIAN ST UNIVERSITY	14	16	1	1	1	1	N D VALLEY CITY STATE COLLEGE	16	1	1	1	1	
N C ASHEVILLE-BITUMORE COL	15	6	1	1	1	1	N D VALLEY CITY STATE COLLEGE	16	1	1	1	1	
N C ATLANTIC CHRISTIAN COL	12	15	1	1	1	1	N D VALLEY CITY STATE COLLEGE	16	1	1	1	1	
N C BARBER-SCOTTIA COLLEGE	20	1	1	1	1	1	N D VALLEY CITY STATE COLLEGE	16	1	1	1	1	
N C BELMONT ABBEY COLLEGE	6	6	1	1	1	1	N D VALLEY CITY STATE COLLEGE	16	1	1	1	1	
N C SUNNETT COLLEGE	5	5	1	1	1	1	N D VALLEY CITY STATE COLLEGE	16	1	1	1	1	
N C CATAWBA COLLEGE	29	36	13	18	1	1	N D VALLEY CITY STATE COLLEGE	16	1	1	1	1	
N C DAVENPORT COLLEGE	54	27	2	2	1	1	N D VALLEY CITY STATE COLLEGE	16	1	1	1	1	
N C DUKE UNIVERSITY	79	44	7	7	1	1	N D VALLEY CITY STATE COLLEGE	16	1	1	1	1	
N C EAST CAROLINA U ALL CAM	4	7	1	1	1	1	N D VALLEY CITY STATE COLLEGE	16	1	1	1	1	
N C FLOW COLLEGE	3	8	1	1	1	1	N D VALLEY CITY STATE COLLEGE	16	1	1	1	1	
N C FAYETTEVILLE STATE COL	8	10	1	1	1	1	N D VALLEY CITY STATE COLLEGE	16	1	1	1	1	
N C GREENSBORO COLLEGE	21	4	1	1	1	1	N D VALLEY CITY STATE COLLEGE	16	1	1	1	1	
N C GUILFORD COLLEGE	9	5	1	1	1	1	N D VALLEY CITY STATE COLLEGE	16	1	1	1	1	
N C HIGH POINT COLLEGE	2	14	1	1	1	1	N D VALLEY CITY STATE COLLEGE	16	1	1	1	1	
N C JOHNSON C SMITH UNIV	17	5	1	1	1	1	N D VALLEY CITY STATE COLLEGE	16	1	1	1	1	
N C LENOIR-RHYME COLLEGE	8	7	1	1	1	1	N D VALLEY CITY STATE COLLEGE	16	1	1	1	1	
N C LIVINGSTONE COLLEGE	16	19	1	1	1	1	N D VALLEY CITY STATE COLLEGE	16	1	1	1	1	
N C MARS HILL COLLEGE	1	9	1	1	1	1	N D VALLEY CITY STATE COLLEGE	16	1	1	1	1	
N C MEREDITH COLLEGE	8	12	1	1	1	1	N D VALLEY CITY STATE COLLEGE	16	1	1	1	1	
N C METHODIST COLLEGE	20	4	1	1	1	1	N D VALLEY CITY STATE COLLEGE	16	1	1	1	1	
N C N C AG & TECH STATE UNIV	4	3	1	1	1	1	N D VALLEY CITY STATE COLLEGE	16	1	1	1	1	
N C N C COLLEGE AT DURHAM	21	16	1	1	1	1	N D VALLEY CITY STATE COLLEGE	16	1	1	1	1	
N C N C WESLEYAN COLLEGE	1	1	1	1	1	1	N D VALLEY CITY STATE COLLEGE	16	1	1	1	1	



TABLE 4.--BACHELOR'S, MASTER'S, AND DOCTOR'S DEGREES CONFERRED IN INSTITUTIONS OF HIGHER EDUCATION, BY SEX OF STUDENT, FIELD OF STUDY, STATE OR OTHER AREA, AND INSTITUTION: AGGREGATE UNITED STATES, 1968-69 --CONTINUED

HISTORY	BACHELOR'S DEGREES REQUIRING 4 OR 5 YEARS		MASTER'S DEGREES		DOCTOR'S DEGREES (PH.D. ED., ETC.)		BACHELOR'S DEGREES REQUIRING 4 OR 5 YEARS		MASTER'S DEGREES		DOCTOR'S DEGREES (PH.D. ED., ETC.)	
	2	3	4	5	6	7	2	3	4	5	6	7
	1	1	1	1	1	1	1	1	1	1	1	1
PA SLIPPERY ROCK STATE COL	30	-	-	-	-	-	7	4	-	-	-	-
PA WEST CHESTER STATE COL	16	11	-	-	-	-	22	3	-	-	-	
PA PENN ST UNIV ALL CAMPUSES	101	38	10	3	4	1	-	-	-	-	-	
PA ROYAL OAK COLLEGE	5	1	-	-	-	-	-	-	-	-	-	
PA RDSFRONT COLLEGE	23	7	-	-	-	-	20	4	-	-	-	
PA ST FRANCIS COLLEGE	26	7	-	-	-	-	13	1	-	-	-	
PA ST JOSEPH COLLEGE	47	2	-	-	-	-	6	1	-	-	-	
PA ST VINCENT COLLEGE	26	25	-	-	-	-	3	-	-	-	-	
PA SEION HILL COLLEGE	14	7	-	-	-	-	63	9	14	4	-	
PA SUSQUEHANNA UNIVERSITY	17	8	1	1	-	-	28	9	4	2	-	
PA SWARTHMORE COLLEGE	17	8	1	1	-	-	21	5	-	-	-	
PA TEMPLE UNIVERSITY	78	40	41	19	-	-	9	2	-	-	-	
PA THEIL COLLEGE	16	2	-	-	-	-	10	-	-	-	-	
PA UNIV OF PENNSYLVANIA	122	64	10	2	11	2	11	3	-	-	-	
PA UNIV PITTSBG ALL CAMPUSES	85	25	12	5	3	-	7	9	-	-	-	
PA UNIVERSITY OF SCRANTON	51	-	12	5	-	-	74	20	3	-	-	
PA URSTINIUS COLLEGE	24	17	-	-	-	-	22	12	-	-	-	
PA VILLA MARIA COLLEGE	-	1	-	-	-	-	26	10	-	-	-	
PA VILLANOVA UNIVERSITY	36	1	16	19	-	-	11	3	-	-	-	
PA WASHINGTON JEFFERSON COL	22	7	-	-	-	-	11	6	-	-	-	
PA WAYNESBURG COLLEGE	13	7	-	-	-	-	9	4	-	-	-	
PA WESTMINSTER COLLEGE	23	6	7	-	-	-	15	8	-	-	-	
PA WILKES COLLEGE	19	13	-	-	-	-	11	5	-	-	-	
PA WILSON COLLEGE	-	14	-	-	-	-	1	-	-	-	-	
PA WASHINGTON COLLEGE	10	-	-	-	-	-	4	3	-	-	-	
PA WYOMING COLLEGE	43	11	5	3	1	-	5	7	-	-	-	
RI BROWN UNIVERSITY	-	3	-	-	-	-	9	7	-	-	-	
RI MOUNT ST JOSEPH COLLEGE	-	3	-	-	-	-	51	21	16	5	-	
RI PROVIDENCE COLLEGE	92	-	17	-	-	-	35	22	7	-	-	
RI RHODE ISLAND COLLEGE	24	21	3	4	-	-	7	4	-	-	-	
RI SALVE REGINA COLLEGE	-	38	-	-	-	-	-	11	-	-	-	
RI UNIV R I ALL CAMPUSES	17	21	11	5	-	-	6	1	-	-	-	
SC BAPTIST COL OF CHARLESTON	19	2	-	-	-	-	10	5	-	-	-	
SC CENTRAL WESLEYAN COLLEGE	2	3	-	-	-	-	17	14	4	3	-	
SC CITADEL MILITARY COL S C	63	-	2	-	-	-	32	15	4	1	-	
SC CLEMSON UNIV ALL CAMPUSES	-	3	-	-	-	-	19	2	-	-	-	
SC COCKER COLLEGE FOR WOMEN	-	-	-	-	-	-	8	3	-	-	-	
SC COLLEGE OF CHARLESTON	10	7	-	-	-	-	9	-	-	-	-	
SC COLUMBIA COLLEGE	-	5	-	-	-	-	15	4	-	-	-	
SC CONVERSE COLLEGE	-	8	2	1	-	-	11	2	-	-	-	
SC FRSKINE COLLEGE	23	8	-	-	-	-	21	-	-	-	-	
SC FURMAN UNIVERSITY	24	10	-	-	-	-	65	44	11	5	1	
SC LANDER COLLEGE	2	7	-	-	-	-	65	13	12	8	1	
SC LIMESTONE COLLEGE	2	4	-	-	-	-	9	1	-	-	-	
SC MORRIS COLLEGE	-	2	-	-	-	-	13	5	2	-	-	
SC NEWBERRY COLLEGE	28	7	-	-	-	-	18	9	-	-	-	
SC PRESBYTERIAN COLLEGE	17	1	-	-	-	-	11	9	-	-	-	
SC SOUTH CAROLINA ST COLLEGE	4	5	-	-	-	-	45	30	7	1	-	
SC UNIV S C ALL CAMPUSES	63	26	8	1	2	-	1	1	-	-	-	
SC VOORHEES COLLEGE	13	8	-	-	-	-	-	5	-	-	-	
SC WINTHROP COLLEGE	-	35	-	4	-	-	5	2	-	-	-	
SC WOFFORD COLLEGE	19	-	-	-	-	-	26	12	5	4	-	
SD AUGUSTANA COLLEGE	29	6	1	1	-	-	5	4	-	-	-	
SD BLACK HILLS STATE COLLEGE	16	4	-	-	-	-	-	-	-	-	-	





TABLE 4.--BACHELOR'S, MASTER'S, AND DOCTOR'S DEGREES CONFERRED IN INSTITUTIONS OF HIGHER EDUCATION BY SEX OF STUDENT, FIELD OF STUDY, STATE OR OTHER AREA, AND INSTITUTION: AGGREGATE UNITED STATES, 1968-69 --CONTINUED

Table with columns for BACHELOR'S DEGREES, MASTER'S DEGREES, DOCTOR'S DEGREES, and FIELD OF STUDY. Includes sub-headers for MEN and WOMEN for each degree level. The table is split into two sections: (CONTINUED) and (CONTINUED).

FIELD OF STUDY, STATE OR OTHER AREA, AND INSTITUTION	BACHELOR'S DEGREES REQUIRING 4 OR 5 YEARS		MASTERS DEGREES		DOCTOR'S DEGREES (PH.D., ED.D., ETC.)		BACHELOR'S DEGREES REQUIRING 4 OR 5 YEARS		MASTERS DEGREES		DOCTOR'S DEGREES (PH.D., ED.D., ETC.)			
	MEN	WOMEN	MEN	WOMEN	MEN	WOMEN	MEN	WOMEN	MEN	WOMEN	MEN	WOMEN		
	1	2	3	4	5	6	7	1	2	3	4	5	6	7
(CONTINUED)														
HISTORY														
VA BETHANY COLLEGE	23	4												
VA COMMONS COLLEGE	8	2												
VA DAVIDSON COLLEGE	10	2												
VA FAIRFAX STATE COLLEGE	7	1												
VA MARSHALL UNIV ALL CAMPUSES	11	3												
VA MORPHEIS HARVEY COLLEGE	29	17												
VA SALEM COLLEGE ALL CAMPUS	13	1												
VA SHEPHERD COLLEGE	3	1												
VA W VIRGINIA ST COL ALL CAM	4	2												
VA W VIRGINIA INST OF TECH	4	2												
VA WEST VIRGINIA STATE COL	4	1												
VA W VA UNIV ALL CAMPUSES	42	13												
VA W VIRGINIA WESLEYAN COL	23	4												
VA WHEELING COLLEGE	16	13												
VA W VIRGINIA UNIV ALL CAMPUSES	16	16												
VA ALFORD COLLEGE	14	12												
VA BLOUNT COLLEGE	14	21												
VA CARDINAL STRITCH COLLEGE	10	5												
VA CARROLL COLLEGE	10	5												
VA CARTHAGE COLLEGE	14	6												
VA DOMINICAN COLLEGE RACINE	12	1												
VA EDGEWOOD COLLEGE	1	1												
VA HOLY FAMILY COLLEGE	1	10												
VA LAKELAND COLLEGE	5	1												
VA LAWRENCE UNIV MAIN CAMPUS	21	14												
VA MARQUETTE UNIV ALL CAMPUSES	100	45												
VA MONTMOUTH COLLEGE	14	10												
VA MARY COLLEGE	6	1												
VA MOUNT ST PAUL COLLEGE	4	1												
VA MOUNT SENARIO COLLEGE	4	1												
VA NORTHWOOD COLLEGE	4	4												
VA RYAN COLLEGE	23	11												
VA ST ROBERT COLLEGE	6	9												
VA UNIV OF WIS MADISON	233	158						95	33	49	8			
VA UNIV OF WIS MILWAUKEE	63	25						10	3					
VA WITBERG COLLEGE	2	2												
VA WIS STATE UNIV LAU CLAIRE	29	6						4	2					
VA WIS STATE UNIV LA CROSSE	30	8						5	1					
VA WIS STATE UNIV OSHKOSH	53	7												
VA WIS ST U PLATV MAIN CAM	13	3						6	1					
VA WIS STATE UNIV RIVER FALLS	17	7						5	1					
VA WIS STATE UNIV STEVENS POINT	16	2						2						
VA WIS STATE UNIV SUPERIOR	18	2						6						
VA WIS STATE UNIV WHITEWATER	28	2												
VA WIS UNIV OF WYOMING	20	3						3						
VA US AIR FORCE ACADEMY	21	1												
VA US NAVAL ACADEMY	1	1												
GUAM COLLEGE OF GUAM	2	2												
PR CATHOLIC UNIV OF P R	9	5												
PR COL OF THE SACRED HEART	2	2												
PR INTER AMER U PR ALL CAM	25	14												
PR U PUERTO RICO ALL CAMPUSES	28	53							2					
INTERNATIONAL RELATIONS	768	349						736	117	64	8			

475

TABLE 4.--BACHELOR'S, MASTER'S, AND DOCTOR'S DEGREES CONFERRED IN INSTITUTIONS OF HIGHER EDUCATION, BY SEX OF STUDENT, FIELD OF STUDY, STATE OR OTHER AREA, AND INSTITUTION: AGGREGATE UNITED STATES, 1968-69 --CONTINUED

	BACHELOR'S DEGREES REQUIRING 4 OR 5 YEARS		MASTER'S DEGREES		DOCTOR'S DEGREES (PH.D., ED.D., ETC.)		BACHELOR'S DEGREES REQUIRING 4 OR 5 YEARS		MASTER'S DEGREES		DOCTOR'S DEGREES (PH.D., ED.D., ETC.)	
	2	3	4	5	6	7	2	3	4	5	6	7
	(CONTINUED)											
	POLITICAL SCIENCE, GOVERNMENT											
CAL U OF CAL SANTA CRUZ	27	5	-	-	-	-	-	-	6	-	-	-
CAL UNIVERSITY OF THE PACIFIC	7	2	-	1	-	-	-	2	-	-	-	-
CAL UNIVERSITY OF REDLANDS	17	5	1	-	-	-	-	47	11	-	-	-
CAL U SAN DIEGO COL FOR MEN	12	-	-	-	-	-	-	17	4	-	-	-
CAL U SAN DIEGO COL FOR WOMEN	4	17	-	-	-	-	-	-	-	-	-	-
CAL UNIV OF SAN FRANCISCO	47	17	3	-	-	-	-	21	11	2	-	-
CAL UNIVERSITY OF SANTA CLARA	19	8	-	-	-	-	-	17	5	-	-	-
CAL UNIV OF STERN CALIFORNIA	56	6	8	2	3	1	-	10	-	-	-	-
CAL WHITTIER COLLEGE	56	17	1	-	-	-	-	1	-	-	-	-
CAL WOMENS STATE COLLEGE	9	-	-	-	-	-	-	1	-	-	-	-
COLORADO COLLEGE	26	6	-	-	-	-	-	9	-	-	-	-
COLORADO STATE COLLEGE	3	-	-	-	-	-	-	7	1	-	-	-
COLORADO STATE UNIVERSITY	44	11	1	1	-	-	-	95	13	2	-	-
COLORADO STATE UNIV ST COL	6	-	-	-	-	-	-	13	2	-	-	-
COLORADO STATE UNIV FT COLL	87	54	16	1	4	1	-	11	-	-	-	-
COLORADO STATE UNIV GLEN SPRING	36	3	3	-	-	-	-	4	-	-	-	-
COLORADO STATE UNIV JOHNSTON	7	2	-	-	-	-	-	23	15	4	1	1
CONN ALBERTUS MAGNUS COLLEGE	-	10	-	-	-	-	-	6	-	-	-	-
CONN CENTRAL CONN STATE COL	10	1	-	-	-	-	-	11	6	-	-	-
CONN CONNECTICUT COLLEGE	-	18	-	-	-	-	-	19	3	-	-	-
CONN CARLETON UNIVERSITY	14	-	-	-	-	-	-	9	-	-	-	-
CONN SOUTHERN CONN STATE COL	12	1	1	2	-	-	-	13	1	-	-	-
CONN TRINITY COLLEGE	24	-	7	1	-	-	-	27	4	-	-	-
CONN UNIVERSITY OF BRIDGEPORT	27	2	5	-	-	-	-	28	2	-	-	-
CONN UNIV CONN ALL CAMPUSES	103	31	14	-	6	2	-	14	7	-	-	-
CONN UNIVERSITY OF HARTFORD	11	2	-	-	-	-	-	9	1	-	-	-
CONN WESLEYAN UNIVERSITY	40	-	-	-	-	-	-	13	-	-	-	-
CONN YALE UNIVERSITY	64	-	24	1	11	1	-	2	1	-	-	-
DEL UNIVERSITY OF DELAWARE	36	5	2	1	-	-	-	7	1	-	-	-
D C AMERICAN UNIVERSITY	163	78	23	6	2	1	-	18	3	2	-	-
D C CATHOLIC UNIV OF AMERICA	10	7	4	-	-	-	-	9	5	-	-	-
D C GALLAUDET COLLEGE	3	1	-	-	-	-	-	23	5	-	-	-
D C GEORGETOWN UNIVERSITY	98	-	35	14	7	-	-	34	5	-	-	-
D C GEORGE WASHINGTON UNIV	77	42	6	6	2	1	-	20	-	-	-	-
D C HOWARD UNIVERSITY	22	9	9	-	2	-	-	83	17	6	1	-
D C TRINITY COLLEGE	46	40	-	-	-	-	-	9	2	-	-	-
FLA FLORIDA PRESBYTERIAN COL	3	1	-	-	-	-	-	1	1	-	-	-
FLA FLORIDA SOUTHERN COLLEGE	9	1	-	-	-	-	-	14	-	-	-	-
FLA JACKSONVILLE UNIVERSITY	9	4	-	-	-	-	-	-	-	-	-	-
FLA NEW COLLEGE	-	4	-	-	-	-	-	13	2	-	-	-
FLA ROLLINS COL ALL CAMPUSES	7	6	-	-	-	-	-	11	2	-	-	-
FLA ST Leo COLLEGE	18	3	-	-	-	-	-	57	12	19	1	-
FLA FLORIDA A & M UNIVERSITY	28	4	-	-	-	-	-	5	1	1	1	-
FLA FLORIDA ATLANTIC UNIV	26	26	4	-	-	-	-	48	16	26	5	9
FLA FLORIDA STATE UNIVERSITY	61	19	12	1	4	-	-	10	2	-	-	-
FLA UNIVERSITY OF FLORIDA	98	40	15	5	1	1	-	7	3	-	-	-
FLA UNIV OF SOUTH FLORIDA	95	3	-	-	-	-	-	4	2	-	-	-
FLA UNIV OF WEST FLORIDA	25	4	-	-	-	-	-	23	9	1	1	-
FLA STETSON UNIVERSITY	21	6	1	-	-	-	-	-	9	-	-	-
FLA UNIVERSITY OF MIAMI	48	11	4	1	-	-	-	28	-	-	-	-
GA AGNES SCOTT COLLEGE	-	6	-	-	-	-	-	-	-	-	-	-
GA ARMSTRONG STATE COLLEGE	6	1	-	-	-	-	-	126	15	17	1	8
ILL ILLINOIS STATE UNIVERSITY	25	4	-	-	-	-	-	23	9	1	1	-
ILL UNIVERSITY OF CHICAGO	48	11	4	1	-	-	-	15	2	4	1	-
ILL UNIVERSITY OF ILLINOIS	26	6	1	-	-	-	-	15	24	10	7	-
ILL UNIVERSITY OF ILLINOIS URBANA CAMPUS	6	1	-	-	-	-	-	106	19	22	7	-

TABLE 4.--BACHELOR'S, MASTER'S, AND DOCTOR'S DEGREES CONFERRED IN INSTITUTIONS OF HIGHER EDUCATION, BY SEX OF STUDENT, FIELD OF STUDY, STATE OR OTHER AREA, AND INSTITUTION: AGGREGATE UNITED STATES, 1968-69 --CONTINUED

FIELD OF STUDY, STATE OR OTHER AREA, AND INSTITUTION	BACHELOR'S DEGREES REQUIRING 4 OR 5 YEARS		MASTER'S DEGREES		DOCTOR'S DEGREES (PH.D., ED.D., ETC.)		BACHELOR'S DEGREES REQUIRING 4 OR 5 YEARS		MASTER'S DEGREES		DOCTOR'S DEGREES (PH.D., ED.D., ETC.)	
	2	3	4	5	6	7	2	3	4	5	6	7
	Men	Women	Men	Women	Men	Women	Men	Women	Men	Women	Men	Women
POLITICAL SCIENCE, GOVERNMENT	(CONTINUED)											
ILL UNIV ILL CHICAGO CIRCLE	94	31	-	-	-	-	21	5	1	1	-	-
ILL WESTERN ILLINOIS UNIV	27	3	2	-	-	-	-	1	-	-	-	-
ILL WHEATON COLLEGE	9	-	-	-	-	-	-	2	-	-	-	-
IND ANDERSON COLLEGE	13	7	11	-	-	-	24	-	-	-	-	-
IND BALL STATE UNIVERSITY	10	4	-	-	-	-	-	-	-	-	-	-
IND BUTLER UNIVERSITY	31	5	-	-	-	-	3	2	-	-	-	-
IND DEPAUW UNIVERSITY	16	5	-	-	-	-	78	17	7	1	3	-
IND EARLHAM COL ALL CAMPUSES	10	4	-	-	-	-	47	3	-	-	-	-
IND FRANKLIN COL OF INDIANA	1	-	-	-	-	-	25	2	-	-	-	-
IND GOSHEN COL & BIBLICAL SEM	1	-	-	-	-	-	7	1	-	-	-	-
IND HANOVER COLLEGE	16	1	14	2	-	-	2	-	-	-	-	-
IND INDIANA STATE UNIVERSITY	131	43	51	9	23	1	1	-	-	-	-	-
IND INDIANA UNIV ALL CAMPUSES	5	-	-	-	-	-	1	-	-	-	-	-
IND MANCHESTER COLLEGE	52	13	14	5	-	-	20	4	-	-	-	-
IND PURDUE UNIV MAIN CAMPUS	2	1	-	-	-	-	37	6	1	-	-	-
IND PURDUE UNIV CALUMET CAMPUS	1	-	-	-	-	-	6	2	-	-	-	-
IND PURDUE UNIV FT WAYNE	1	-	-	-	-	-	17	1	-	-	-	-
IND PURDUE UNIV INDPLS REG CAMPUS	15	1	-	-	-	-	17	1	-	-	-	-
IND ST JOSEPH COL MAIN CAMPUS	7	-	-	-	-	-	17	3	-	-	-	-
IND ST JOE COL CALUMET CAMPUS	-	6	-	-	-	-	4	2	-	-	-	-
IND ST MARYS COLLEGE	6	1	-	-	-	-	4	4	-	-	-	-
IND TAYLOR UNIVERSITY	4	-	-	-	-	-	4	4	-	-	-	-
IND UNIV OF EVANSVILLE	132	-	9	-	-	-	4	-	-	-	-	-
IND UNIVERSITY OF NOTRE DAME	39	6	-	-	-	-	4	-	-	-	-	-
IND VALPARAISO UNIVERSITY	25	-	-	-	-	-	3	1	-	-	-	-
IND WABASH COLLEGE	1	-	-	-	-	-	5	-	-	-	-	-
IOWA AEFMA VISTA COLLEGE	10	8	-	-	-	-	14	1	-	-	-	-
IOWA CENTRAL UNIV OF IOWA	8	3	-	-	-	-	44	2	2	2	3	-
IOWA ONE COLLEGE	5	2	-	-	-	-	24	4	1	-	-	-
IOWA CORNELL COLLEGE	43	8	1	-	-	-	6	1	-	-	-	-
IOWA DRAKE UNIVERSITY	15	8	-	-	-	-	16	-	-	-	-	-
IOWA GRINNELL COLLEGE	18	3	-	-	-	-	8	1	-	-	-	-
IOWA IOWA ST U OF SCI & TECH	48	3	1	4	-	-	14	1	-	-	-	-
IOWA IOWA WESTLEMAN COLLEGE	14	-	-	-	-	-	18	2	-	-	-	-
IOWA IOWAS COLLEGE	18	3	-	-	-	-	44	4	2	3	-	-
IOWA LUTHER COLLEGE	4	-	-	-	-	-	24	6	1	-	-	-
IOWA MIDWESTERN COLLEGE	26	1	-	-	-	-	16	-	-	-	-	-
IOWA MIDWESTERN COLLEGE	7	1	-	-	-	-	8	1	-	-	-	-
IOWA PARSONS COLLEGE	34	1	-	-	-	-	18	2	-	-	-	-
IOWA ST AMBROSE COLLEGE	11	2	-	-	-	-	28	10	-	-	-	-
IOWA STAMPSON COLLEGE	5	-	-	-	-	-	67	14	7	3	1	-
IOWA UNIV DURBUIQUE MAIN CAMPUS	88	15	8	2	4	2	30	3	-	-	-	-
IOWA UNIVERSITY OF IOWA	15	1	2	1	-	-	4	-	-	-	-	-
IOWA UNIV OF MDTHERN IOWA	4	-	-	-	-	-	10	2	-	-	-	-
IOWA UPPER IOWA UNIVERSITY	1	-	-	-	-	-	32	2	-	-	-	-
IOWA WESTMAN COLLEGE	3	-	-	-	-	-	20	11	-	-	-	-
KANS BAKER UNIVERSITY	5	-	-	-	-	-	6	4	-	-	-	-
KANS UNIVERSITY OF IOWA	15	1	2	1	4	2	48	12	1	1	1	1
KANS FORT HAYS KANS STATE COL	26	1	2	1	-	-	1	1	-	-	-	-
KANS FRIEDMAN UNIVERSITY	16	1	-	-	-	-	7	1	-	-	-	-
KANS KANS ST COL OF PITTSBURG	16	2	8	2	-	-	-	-	-	-	-	-
KANS KANS ST TECHS COL EMPORIA	1	-	-	-	-	-	-	-	-	-	-	-
KANS KANS ST COL EMPORIA	1	-	-	-	-	-	13	1	-	-	-	-
KANS KANS ST COL EMPORIA	1	-	-	-	-	-	30	4	-	-	-	-

TABLE 4.--BACHELOR'S, MASTER'S, AND DOCTOR'S DEGREES CONFERRED IN INSTITUTIONS OF HIGHER EDUCATION, BY SEX OF STUDENT, FIELD OF STUDY, STATE OR OTHER AREA, AND INSTITUTION: AGGREGATE UNITED STATES, 1968-69 --CONTINUED

FIELD OF STUDY, STATE OR OTHER AREA, AND INSTITUTION	BACHELOR'S DEGREES REQUIRING 4 OR 5 YEARS		MASTER'S DEGREES		DOCTOR'S DEGREES (PH.D., ED.D., ETC.)		BACHELOR'S DEGREES REQUIRING 4 OR 5 YEARS (CONTINUED)		MASTER'S DEGREES		DOCTOR'S DEGREES (PH.D., ED.D., ETC.)			
	1	2	3	4	5	6	7	1	2	3	4	5	6	7
	MEN	WOMEN	MEN	WOMEN	MEN	WOMEN	MEN	MEN	WOMEN	MEN	WOMEN	MEN	WOMEN	MEN
POLITICAL SCIENCE, GOVERNMENT														
MASS WHEATON COLLEGE	31													
MASS ASSUMPTION COLLEGE	10													
MASS AUGUSTINIAN COL WERMAC VLY	23	8												
MASS BOSTON COLLEGE	62													
MASS BOSTON UNIVERSITY	91	74												
MASS BRANDEIS UNIVERSITY	37	14												
MASS CLARK UNIVERSITY	24	4												
MASS COL OF THE HOLY CROSS	40													
MASS CURRY COLLEGE	4													
MASS GO-DOWN COLLEGE	1	1												
MASS HARVARD UNIVERSITY	158	23												
MASS MASS INST OF TECHNOLOGY	21	3												
MASS STATE COL AT BOSTON	23	2												
MASS MOUNT HOLYOKE COLLEGE		38												
MASS NEWTON COL SACRED HEART		28												
MASS NORTHEASTERN UNIVERSITY	54	8												
MASS PERCIS COLLEGE		9												
MASS SIMMONS COLLEGE		20												
MASS SMITH COLLEGE		71												
MASS STEUBEN MASS TECH INST	12	2												
MASS SPRINGFIELD COLLEGE	12	2												
MASS STONEHILL COLLEGE	14	2												
MASS SUFFOLK UNIV ALL CAMPUSES	48	3												
MASS TUFTS UNIVERSITY	34	22												
MASS UNIV MASS AMHERST CAMPUS	106	33												
MASS UNIV MASS BOSTON CAMPUS	55	13												
MASS WELLESLEY COLLEGE		36												
MASS WHEATON COLLEGE		27												
MASS WILLIAMS COLLEGE	52	7												
MICH ADRIAN COLLEGE	7	1												
MICH ALTON COLLEGE	8	2												
MICH ALMA COLLEGE	9	5												
MICH ANDREWS UNIVERSITY		1												
MICH AQUINAS COLLEGE	9	3												
MICH CALVIN COLLEGE	9	2												
MICH CENTRAL MICHIGAN UNIV	23	5												
MICH DETROIT INSTITUTE OF TECH		3												
MICH EASTERN MICHIGAN UNIV	32	5												
MICH GRAND VALLEY STATE COL	6	2												
MICH HILLSDALE COLLEGE	12	2												
MICH HOPE COLLEGE	12	7												
MICH KALAMAZOO COLLEGE	23	2												
MICH MARYGROVE COLLEGE		5												
MICH MICHIGAN LUTHERAN COLLEGE	11	3												
MICH MICH ST UNIV ALL CAMPUSES	113	25												
MICH NORTHERN MICHIGAN UNIV	21	1												
MICH OAKLAND UNIVERSITY	26	4												
MICH OLIVET COLLEGE	11	1												
MICH UNIVERSITY OF DETROIT	12	1												
MICH UNIVERSITY OF MICHIGAN	111	64												
MICH WAYNE STATE UNIVERSITY	65	18												
MICH WESTERN MICHIGAN UNIV	95	19												

TABLE 3.---BACHELOR'S, MASTER'S, AND DOCTOR'S DEGREES CONFERRED IN INSTITUTIONS OF HIGHER EDUCATION, BY SEX OF STUDENT, FIELD OF STUDY, STATE OR OTHER AREA, AND INSTITUTION: AGGREGATE UNITED STATES, 1968-69 --CONTINUED

FIELD OF STUDY, STATE OR OTHER AREA, AND INSTITUTION	BACHELOR'S DEGREES REQUIRING 4 OR 5 YEARS		MASTER'S DEGREES		DOCTOR'S DEGREES (PH.D., ED.D., ETC.)		BACHELOR'S DEGREES REQUIRING 4 OR 5 YEARS		MASTER'S DEGREES		DOCTOR'S DEGREES (PH.D., ED.D., ETC.)	
	2	3	4	5	6	7	2	3	4	5	6	7
	(CONTINUED)											
POLITICAL SCIENCE, GOVERNMENT	(CONTINUED)											
NEBR CREIGHTON UNIVERSITY	16	5	-	-	-	-	-	24	8	-	-	-
NEBR DOANE COLLEGE	8	1	-	-	-	-	-	52	11	-	-	-
NEBR HASTINGS COLLEGE	4	1	-	-	-	-	-	25	-	-	-	-
NEBR IOWA SCOTT COLLEGE	11	1	-	-	-	-	-	10	3	-	-	-
NEBR JOHN F KENNEDY COLLEGE	2	-	-	-	-	-	-	-	1	-	-	-
NEBR JOHN J PERSHING COLLEGE	3	-	-	-	-	-	-	-	-	-	-	-
NEBR KEARNEY STATE COLLEGE	3	-	-	-	-	-	-	-	-	-	-	-
NEBR NEBRASKA WESLEYAN UNIV	5	2	-	-	-	-	-	8	2	-	-	-
NEBR UNIV NEBRASKA MAIN CAMPUS	39	14	2	-	-	-	-	61	9	4	1	-
NEBR UNIV NEBRASKA AT OMAHA	11	4	-	-	-	-	-	14	2	-	-	-
NEBR NEVADA SOUTHERN UNIV	10	-	-	-	-	-	-	49	2	-	-	-
NEV UNIVERSITY OF NEVADA	22	8	1	-	-	-	-	24	-	-	-	-
N H BELKNAP COLLEGE	1	-	-	-	-	-	-	-	32	-	-	-
N H DARTMOUTH COLLEGE	79	-	2	-	-	-	-	-	17	-	-	-
N H DANIEL HARBORNE COL	13	-	-	-	-	-	-	-	9	-	-	-
N H ST ANSELMS COLLEGE	9	-	-	-	-	-	-	-	1	-	-	-
N H UNIV OF NEW HAMPSHIRE	58	11	4	-	-	-	-	-	4	-	-	-
N J BLOOMFIELD COLLEGE	4	-	-	-	-	-	-	1	-	18	9	3
N J TRENT UNIVERSITY	31	13	1	-	-	-	-	60	36	40	14	5
N J FAIRLEIGH DICKINSON U ALL CAM	44	7	-	-	-	-	-	28	1	-	-	-
N J MONMOUTH COLLEGE	7	2	-	-	-	-	-	-	1	-	-	-
N J PRINCETON UNIVERSITY	50	7	9	2	3	-	-	-	-	-	-	-
N J RIDER COLLEGE	27	4	-	-	-	-	-	-	24	-	-	-
N J ROTTERS THE ST U ALL CAM	135	34	12	11	2	-	-	9	-	-	-	-
N J ST PETERS COLLEGE	18	-	-	-	-	-	-	75	7	12	1	-
N J SETON HALL UNIVERSITY	47	-	-	-	-	-	-	20	9	-	-	-
N J UPSALA COLLEGE	3	-	-	-	-	-	-	-	-	-	-	-
N M COLLEGE OF SANTA FE	14	1	-	-	-	-	-	-	-	-	-	-
N M EASTERN NEW MEX U ALL CAM	7	1	4	-	-	-	-	32	9	27	-	-
N M NEW MEXICO HIGHLANDS UNIV	6	1	-	-	-	-	-	42	17	1	-	-
N M NEW MEX ST U ALL CAMPUSES	10	1	-	-	-	-	-	55	17	16	-	-
N M UNIV OF ALBUQUERQUE	3	-	-	-	-	-	-	47	13	-	-	-
N N UNIVERSITY OF NEW MEXICO	44	13	7	1	-	-	-	7	2	-	-	-
N Y ADELPHI UNIVERSITY	27	9	-	-	-	-	-	9	-	-	-	-
N Y ALFRED UNIV ALL CAMPUSES	26	1	-	-	-	-	-	11	4	-	-	-
N Y BARD COLLEGE	5	3	-	-	-	-	-	8	-	-	-	-
N Y CANISUS COLLEGE	22	-	-	-	-	-	-	14	3	-	-	-
N Y CUNY BROOKLYN COLLEGE	104	22	9	1	-	-	-	18	8	-	-	-
N Y CUNY CITY COLLEGE	108	18	2	-	-	-	-	4	-	-	-	-
N Y CUNY HUNTER COLLEGE	39	41	2	-	-	-	-	13	2	-	-	-
N Y CUNY LEHMAN COLLEGE	34	25	2	-	-	-	-	104	29	11	3	9
N Y CUNY QUEENS COLLEGE	147	73	4	1	-	-	-	13	2	-	-	-
N Y CUNY RICHMOND COL	6	-	-	-	-	-	-	29	-	-	-	-
N Y COLGATE UNIVERSITY	41	-	-	-	-	-	-	31	9	5	-	2
N Y COLLEGE OF NEW ROCHELLE	-	11	-	-	-	-	-	-	47	-	-	-
N Y COLUMBIA UNIV MAIN DIV	105	5	27	14	36	-	-	19	5	-	-	-
N Y COLUMBIA UNIV BARNARD COL	-	42	-	-	-	-	-	19	5	-	-	-
R Y CORNELL UNIV ALL CAMPUSES	147	35	2	2	1	-	-	5	2	-	-	-
N Y ELmira COLLEGE	73	6	-	-	-	-	-	2	-	-	-	-
N Y FORDHAM UNIVERSITY	7	9	14	2	1	1	-	12	-	-	-	-
N Y HAMPTON COLLEGE	26	6	-	-	-	-	-	55	-	-	-	-
N Y HARTWICK COLLEGE	17	6	-	-	-	-	-	48	8	-	-	-

TABLE 4.--RACHELOR'S, MASTER'S, AND DOCTOR'S DEGREES CONFERRED IN INSTITUTIONS OF HIGHER EDUCATION, BY SEX OF STUDENT, FIELD OF STUDY, STATE OR OTHER AREA, AND INSTITUTION: AGGREGATE UNITED STATES, 1968-69 --CONTINUED

FIELD OF STUDY, STATE OR OTHER AREA, AND INSTITUTION	RACHELOR'S DEGREES REQUIRING 4 OR 5 YEARS		MASTER'S DEGREES		DOCTOR'S DEGREES (PH.D., ED.D., ETC.)		RACHELOR'S DEGREES REQUIRING 4 OR 5 YEARS		MASTER'S DEGREES		DOCTOR'S DEGREES (PH.D., ED.D., ETC.)			
	1	2	3	4	5	6	7	1	2	3	4	5	6	7
	(CONTINUED)		1	2	3	4	5	6	1	2	3	4	5	6
POLITICAL SCIENCE, GOVERNMENT														
N C ELON COLLEGE	1													
N C GUILFORD COLLEGE	9													
N C JOHNSON C SMITH UNIV	2													
N C METHODIST COLLEGE	6													
N C N C AG & TECH STATE UNIV	12													
N C N C COLLEGE AT DURHAM	6													
N C PEWEE STATE COL	3													
N C SH ANDREWS PRESBY COL	3													
N C SHAN UNIVERSITY	3													
N C N C ST U RALPH MAIN CAM	22													
N C N C STATE UNIV FT BRAGG	1													
N C UNIV OF NC AT CHAPEL HILL	175			9	4	10								
N C UNIV OF NC AT CHARLOTTE	14													
N C UNIV OF NC AT GREENSBORO	1													
N C WAKE FOREST UNIVERSITY	17													
N C WESTERN CAROLINA UNIV	13													
N D JAMESTOWN COLLEGE	3													
N D UNIV N DAK MAIN CAMPUS	24													
OHIO ANTIOCH COL MAIN CAMPUS	30			4										
OHIO BALDWIN-WALLACE COLLEGE	17													
OHIO BOWLING GRN ST U ALL CAM	16													
OHIO CAPITAL UNIVERSITY	6													
OHIO CASE WESTERN RESERVE UNIV	27			8	4	4	1							
OHIO CEDARVILLE COLLEGE	4													
OHIO CENTRAL STATE UNIVERSITY	10													
OHIO CLEVELAND STATE UNIV	4													
OHIO COL MT ST JOSEPH ON OHIO	3													
OHIO COLLEGE OF STEUBENVILLE	11													
OHIO COLLEGE OF WOOSTER	8													
OHIO DEFENSE COLLEGE	5													
OHIO DEPTSON UNIVERSITY	26		11											
OHIO FINDLAY COLLEGE	1													
OHIO HEIDELBERG COLLEGE	9													
OHIO HIRAM COLLEGE	5													
OHIO JOHN CARROLL UNIVERSITY	42													
OHIO KENT ST UNIV MAIN CAMPUS	72		17	29	6									
OHIO KENYON COLLEGE	37													
OHIO LAKE ERIE COLLEGE	4													
OHIO MALONE COLLEGE	1													
OHIO MARIETTA COLLEGE	7													
OHIO MIAMI UNIV ALL CAMPUSES	81		32	7										
OHIO MOUNT UNION COLLEGE	8													
OHIO MUSKINGUM COLLEGE	15													
OHIO OBERLIN COLLEGE	45		14	1										
OHIO OHIO COMINGAN COL	2													
OHIO OHIO: NTHRN U ALL CAMPUSES	18		3											
OHIO OHIO: ST UNIV ALL CAMPUSES	124		26	23	5	4								
OHIO OHIO UNIV ALL CAMPUSES	82		24	3										
OHIO OHIO: WESLEYAN UNIVERSITY	16		6											
OHIO OTTERBEIN COLLEGE	2													
OHIO OUR LADY OF CINCTN COL	1													
OHIO UNIVERSITY OF AKRON	23		1											

TABLE 4.--BACHELOR'S, MASTER'S, AND DOCTOR'S DEGREES CONFERRED IN INSTITUTIONS OF HIGHER EDUCATION, BY SEX OF STUDENT, FIELD OF STUDY, STATE OR OTHER AREA, AND INSTITUTION: AGGREGATE UNITED STATES, 1968-69 --CONTINUED

STATE OR OTHER AREA, AND INSTITUTION	BACHELOR'S DEGREES REQUIRING 4 OR 5 YEARS		MASTER'S DEGREES		DOCTOR'S DEGREES (PH.D., ED.D., ETC.)		BACHELOR'S DEGREES REQUIRING 4 OR 5 YEARS		MASTER'S DEGREES		DOCTOR'S DEGREES (PH.D., ED.D., ETC.)				
	1	2	3	4	5	6	7	1	2	3	4	5	6	7	
	MEN	WOMEN	MEN	WOMEN	MEN	WOMEN	MEN	MEN	WOMEN	MEN	WOMEN	MEN	WOMEN	MEN	WOMEN
POLITICAL SCIENCE, GOVERNMENT															
PA LEBANON VALLEY COLLEGE	12	3	5	3	1	1	2	2	1	1	1	1	1	1	1
PA LEHIGH UNIVERSITY	13	3	5	3	1	1	2	2	1	1	1	1	1	1	1
PA LYCOMING UNIVERSITY	22	3	5	3	1	1	2	2	1	1	1	1	1	1	1
PA LYCOMING COLLEGE	21	4	5	3	1	1	2	2	1	1	1	1	1	1	1
PA MORAVIAN COL MAIN CAMPUS	11	5	5	3	1	1	2	2	1	1	1	1	1	1	1
PA MUEHLBERG COLLEGE	9	4	5	3	1	1	2	2	1	1	1	1	1	1	1
PA P H C COLLEGES	37	3	5	3	1	1	2	2	1	1	1	1	1	1	1
PA BLOOMSBURG STATE COLLEGE	8	2	5	3	1	1	2	2	1	1	1	1	1	1	1
PA CALIFORNIA STATE COLLEGE	8	2	5	3	1	1	2	2	1	1	1	1	1	1	1
PA CLARION ST COL MAIN CAMPUS	4	2	5	3	1	1	2	2	1	1	1	1	1	1	1
PA EAST STRONBURG ST COL	10	2	5	3	1	1	2	2	1	1	1	1	1	1	1
PA EDINBORO STATE COLLEGE	1	1	5	3	1	1	2	2	1	1	1	1	1	1	1
PA KUTZTOWN STATE COLLEGE	6	1	5	3	1	1	2	2	1	1	1	1	1	1	1
PA HILLERSVILLE STATE COL	10	1	5	3	1	1	2	2	1	1	1	1	1	1	1
PA SHIPPENSBURG STATE COL	14	1	5	3	1	1	2	2	1	1	1	1	1	1	1
PA SLIPPERY ROCK STATE COL	4	1	5	3	1	1	2	2	1	1	1	1	1	1	1
PA PENN ST UNIV ALL CAMPUSES	101	21	9	1	1	5	1	1	1	1	1	1	1	1	1
PA POINT PARK COLLEGE	2	12	9	1	1	5	1	1	1	1	1	1	1	1	1
PA ROSEMONT COLLEGE	12	12	9	1	1	5	1	1	1	1	1	1	1	1	1
PA ST FRANCIS COLLEGE	11	1	9	1	1	5	1	1	1	1	1	1	1	1	1
PA ST JOSEPH COLLEGE	59	1	9	1	1	5	1	1	1	1	1	1	1	1	1
PA ST VINCENT COLLEGE	16	1	9	1	1	5	1	1	1	1	1	1	1	1	1
PA SETON HILL COLLEGE	4	4	9	1	1	5	1	1	1	1	1	1	1	1	1
PA SUSQUEHANNA UNIVERSITY	14	4	9	1	1	5	1	1	1	1	1	1	1	1	1
PA SOUTHWESTERN COLLEGE	9	2	9	1	1	5	1	1	1	1	1	1	1	1	1
PA SWARTHMORE COLLEGE	70	28	9	1	1	5	1	1	1	1	1	1	1	1	1
PA TEMPLE UNIVERSITY	5	2	9	1	1	5	1	1	1	1	1	1	1	1	1
PA THIEL COLLEGE	105	21	9	1	1	5	1	1	1	1	1	1	1	1	1
PA UNIV OF PENNSYLVANIA	124	34	10	3	2	5	1	1	1	1	1	1	1	1	1
PA UNIV PITTSBG ALL CAMPUSES	25	3	10	3	2	5	1	1	1	1	1	1	1	1	1
PA UNIVERSITY OF SCRANTON	31	7	10	3	2	5	1	1	1	1	1	1	1	1	1
PA URSLINUS COLLEGE	62	7	11	6	6	3	1	1	1	1	1	1	1	1	1
PA VILLANVA UNIVERSITY	19	3	11	6	6	3	1	1	1	1	1	1	1	1	1
PA WASHINGTON JEFFERSON COL	11	3	11	6	6	3	1	1	1	1	1	1	1	1	1
PA WESTMINSTER COLLEGE	8	4	11	6	6	3	1	1	1	1	1	1	1	1	1
PA WILKES COLLEGE	8	4	11	6	6	3	1	1	1	1	1	1	1	1	1
PA WILSON COLLEGE	84	13	11	6	6	3	1	1	1	1	1	1	1	1	1
PA WILSON UNIVERSITY	41	13	11	6	6	3	1	1	1	1	1	1	1	1	1
PA WYOMING COLLEGE	26	6	11	6	6	3	1	1	1	1	1	1	1	1	1
PA UNIV P T ALL CAMPUSES	89	2	11	6	6	3	1	1	1	1	1	1	1	1	1
PA CITADEL MILITARY COL S C	2	14	11	6	6	3	1	1	1	1	1	1	1	1	1
PA COLLEGE OF CHARLESTON	15	15	11	6	6	3	1	1	1	1	1	1	1	1	1
PA CONVERSE COLLEGE	12	7	11	6	6	3	1	1	1	1	1	1	1	1	1
PA FURMAN UNIVERSITY	10	2	11	6	6	3	1	1	1	1	1	1	1	1	1
PA PRESBYTERIAN COLLEGE	7	8	11	6	6	3	1	1	1	1	1	1	1	1	1
PA UNIV S C ALL CAMPUSES	33	10	11	6	6	3	1	1	1	1	1	1	1	1	1
PA WOFFORD COLLEGE	10	2	11	6	6	3	1	1	1	1	1	1	1	1	1
PA AUGUSTANA COLLEGE	8	7	11	6	6	3	1	1	1	1	1	1	1	1	1
PA HURON COLLEGE	10	4	11	6	6	3	1	1	1	1	1	1	1	1	1
PA NORTHEN STATE COLLEGE	7	8	11	6	6	3	1	1	1	1	1	1	1	1	1
PA SOUTH DAKOTA STATE UNIV	10	4	11	6	6	3	1	1	1	1	1	1	1	1	1
PA UNIVERSITY OF SOUTH DAKOTA	56	10	11	6	6	3	1	1	1	1	1	1	1	1	1
PA YANKTON COLLEGE	7	7	11	6	6	3	1	1	1	1	1	1	1	1	1

TABLE 4.--BACHELOR'S, MASTER'S, AND DOCTOR'S DEGREES CONFERRED IN INSTITUTIONS OF HIGHER EDUCATION, BY SEX OF STUDENT, FIELD OF STUDY, STATE OR OTHER AREA, AND INSTITUTION: AGGREGATE UNITED STATES, 1968-69 --CONTINUED

FIELD OF STUDY, STATE OR OTHER AREA, AND INSTITUTION	BACHELOR'S DEGREES REQUIRING 4 OR 5 YEARS		MASTER'S DEGREES		DOCTOR'S DEGREES (P.H.D., ED.D., ETC.)		BACHELOR'S DEGREES REQUIRING 4 OR 5 YEARS		MASTER'S DEGREES		DOCTOR'S DEGREES (P.H.D., ED.D., ETC.)	
	Men	Women	Men	Women	Men	Women	Men	Women	Men	Women	Men	Women
	2	3	4	5	6	7	2	3	4	5	6	7
(CONTINUED)												
SOCIOLOGY												
ALAS ALASKA METHODIST UNIV	-	2	-	-	-	-	-	1	-	-	-	-
ALAS U OF ALAS ALL CAMPUSES	3	3	5	-	-	-	8	11	-	-	-	-
ARIZ ARIZONA STATE UNIVERSITY	45	60	-	-	-	-	95	146	62	15	27	6
ARIZ NORTHERN ARIZONA UNIV	9	8	-	-	-	-	8	4	8	4	-	-
ARIZ UNIVERSITY OF ARIZONA	14	14	1	2	-	-	1	3	-	-	-	-
ARK ARKANSAS A M & N COL	33	51	-	-	-	-	36	171	12	12	15	3
ARK ARKANSAS POLYTECHNIC COL	9	19	-	-	-	-	15	37	4	3	-	-
ARK ARK ST UNIV ALL CAMPUSES	11	12	-	-	-	-	46	113	20	5	-	-
ARK HARDING COL MAIN CAMPUS	1	2	-	-	-	-	9	19	-	-	-	-
ARK HENDERSON STATE COLLEGE	22	8	-	-	-	-	-	-	-	-	1	-
ARK LITTLE ROCK UNIVERSITY	5	11	-	-	-	-	5	7	1	-	-	-
ARK OUACHITA BAPTIST UNIV	4	10	-	-	-	-	5	6	-	-	-	-
ARK PHILANDER SMITH COLLEGE	3	2	-	-	-	-	1	-	-	-	-	-
ARK SOUTHERN STATE COLLEGE	5	8	-	-	-	-	12	-	-	-	-	-
ARK STATE COLLEGE OF ARK	5	4	-	-	-	-	28	48	-	-	-	-
ARK UNIV ARK MAIN CAMPUS	5	13	-	-	-	-	7	32	-	-	-	-
CAL AZUSA PACIFIC COLLEGE	6	1	-	-	-	-	12	25	4	3	2	1
CAL CALIFORNIA BAPTIST COL	14	6	-	-	-	-	6	7	-	-	-	-
CAL CALIFORNIA LUTHERAN COL	5	5	-	-	-	-	18	55	1	-	-	-
CAL CALIF STATE COL LOS ANGLS	5	6	-	-	-	-	15	13	-	-	-	-
CAL CALIF STATE COL FULLERTON	59	58	2	-	-	-	4	4	-	-	-	-
CAL CALIFORNIA ST COL HAYWARD	29	42	10	3	-	-	21	67	11	3	3	2
CAL CALIF STATE COL LONG RCH	164	156	10	3	-	-	21	2	-	-	-	-
CAL CALIF STATE COL LOS ANGLS	72	117	6	3	-	-	21	10	-	-	-	-
CAL CALIF STATE COL SAN BERNARDINO	18	19	-	-	-	-	29	89	3	4	1	2
CAL CHICO STATE COLLEGE	26	20	-	-	-	-	14	43	1	3	-	-
CAL FRESNO ST COL MAIN CAMPUS	40	17	5	-	-	-	16	6	-	-	-	-
CAL HUMBOLDT STATE COLLEGE	10	14	-	-	-	-	1	38	-	-	-	-
CAL SACRAMENTO STATE COLLEGE	23	21	-	-	-	-	-	14	-	-	-	-
CAL SAN DIEGO ST COL MAIN CAM	34	46	8	3	-	-	-	14	-	-	-	-
CAL SAN FERNANDO VLY ST COL	91	159	5	1	-	-	2	6	-	-	-	-
CAL SAN FRANCISCO STATE COL	55	115	5	1	-	-	15	13	-	-	-	-
CAL SAN JOSE STATE COLLEGE	52	143	13	6	-	-	7	7	-	-	-	-
CAL SONOMA STATE COLLEGE	9	16	-	-	-	-	11	11	-	-	-	-
CAL STANISLAUS STATE COLLEGE	13	22	-	-	-	-	13	13	-	-	-	-
CAL CHAPMAN COLLEGE	6	9	-	-	-	-	19	11	2	1	5	2
CAL CLAREMONT WMS COLLEGE	1	15	-	-	-	-	46	55	8	1	1	1
CAL PITZER COLLEGE	2	5	-	-	-	-	6	12	-	-	-	-
CAL POMONA COLLEGE	-	-	-	-	-	-	11	-	-	-	-	-
CAL SCRIPPS COLLEGE	-	5	-	-	-	-	19	-	2	1	5	2
CAL COL OF THE HOLY NAMES	-	18	-	-	-	-	5	21	3	1	-	-
CAL DOMINICAN COL SAN RAFAEL	-	10	-	-	-	-	8	21	3	1	-	-
CAL IMMACULATE HEART COLLEGE	2	21	-	-	-	-	11	31	1	1	1	1
CAL LA VERNE COLLEGE	2	14	-	-	-	-	11	16	4	1	1	1
CAL LOMA LINDA U ALL CAMPUSES	2	3	1	-	-	-	-	-	-	-	-	-
CAL LOYOLA UNIV OF LOS ANG	8	1	-	-	-	-	3	14	-	-	-	-
CAL MARYMOUNT COLLEGE	-	1	-	-	-	-	3	6	-	-	-	-
CAL MILLS COLLEGE	-	8	-	-	-	-	-	-	1	-	-	-
CAL MOUNT ST MARYS COLLEGE	-	16	-	-	-	-	20	67	2	6	-	-
CAL OCCIDENTAL COLLEGE	9	12	-	-	-	-	16	67	2	6	-	-
CAL PASADENA COLLEGE	3	9	-	-	-	-	-	-	-	-	-	-
CAL PEPPERDINE COLLEGE	6	9	5	1	-	-	-	-	-	-	-	-
CAL SAN FRANCISCO COL WOMEN	2	2	-	-	-	-	-	-	-	-	-	-
CAL STANFORD UNIVERSITY	12	15	5	2	-	-	15	47	-	-	-	-

TABLE 4.--BACHELOR'S, MASTER'S, AND DOCTOR'S DEGREES CONFERRED IN INSTITUTIONS OF HIGHER EDUCATION, BY SEX OF STUDENT, FIELD OF STUDY, STATE OR OTHER AREA, AND INSTITUTION: AGGREGATE UNITED STATES, 1968-69--CONTINUED

SOCIOLOGY	BACHELOR'S DEGREES REQUIRING 4 OR 5 YEARS		MASTER'S DEGREES		DOCTOR'S DEGREES (PH.D., ED.D., ETC.)		BACHELOR'S DEGREES REQUIRING 4 OR 5 YEARS (CONTINUED)		MASTER'S DEGREES		DOCTOR'S DEGREES (PH.D., ED.D., ETC.)	
	MEN	WOMEN	MEN	WOMEN	MEN	WOMEN	MEN	WOMEN	MEN	WOMEN	MEN	WOMEN
FLA FLORIDA PRESBYTERIAN COL	5	13	-	-	-	-	13	17	5	1	-	-
FLA FLORIDA SOUTHERN COLLEGE	5	8	-	-	-	-	3	5	5	1	-	-
FLA JACKSONVILLE UNIVERSITY	4	8	-	-	-	-	10	14	-	-	-	-
FLA MFC COLLEGE	1	1	-	-	-	-	4	8	-	-	-	-
FLA WILKINS COL ALL CAMPUSES	1	4	-	-	-	-	10	16	-	-	-	-
FLA ST LEU COLLEGE	3	1	-	-	-	-	2	2	16	5	-	-
FLA FLORIDA A & M UNIVERSITY	3	37	-	-	-	-	6	17	1	1	-	-
FLA FLORIDA ATLANTIC UNIV	5	6	-	-	-	-	12	18	-	-	-	-
FLA FLORIDA STATE UNIVERSITY	14	15	3	5	-	-	11	9	-	-	-	-
FLA UNIVERSITY OF FLORIDA	19	43	2	2	3	2	8	13	-	-	-	-
FLA UNIV OF SOUTH FLORIDA	32	53	2	-	-	-	36	57	-	-	-	-
FLA UNIV OF WEST FLORIDA	6	5	-	-	-	-	53	57	4	1	-	-
FLA STETSON UNIVERSITY	2	1	-	-	-	-	19	15	-	-	-	-
FLA UNIVERSITY OF MIAMI	23	32	-	-	-	-	2	2	-	-	-	-
FLA UNIVERSITY OF TAMPA	4	6	-	-	-	-	1	2	-	-	-	-
GA AGNES SCOTT COLLEGE	7	7	-	-	-	-	11	26	-	-	-	-
GA ALBANY STATE COLLEGE	11	25	-	-	-	-	11	26	-	-	-	-
GA ATLANTA UNIVERSITY	-	2	2	4	-	-	2	-	-	-	-	-
GA AUGUSTA COLLEGE	13	22	-	-	-	-	2	-	-	-	-	-
GA BRENNAN COLLEGE	-	7	-	-	-	-	1	2	-	-	-	-
GA EMORY UNIV ALL CAMPUSES	8	12	6	3	-	-	11	26	-	-	-	-
GA FORT VALLEY STATE COLLEGE	9	27	-	-	-	-	11	26	-	-	-	-
GA GEORGIA COLLEGE	4	4	-	-	-	-	2	-	-	-	-	-
GA GEORGIA SOUTHERN COLLEGE	19	24	-	-	-	-	32	48	8	1	-	-
GA GEORGIA STATE COLLEGE	16	34	-	-	-	-	21	42	17	10	3	2
GA MERCER UNIV ALL CAMPUSES	7	14	-	-	-	-	5	5	-	-	-	-
GA MOREHOUSE COLLEGE	5	-	-	-	-	-	7	4	-	-	-	-
GA MORRIS BROWN COLLEGE	4	20	-	-	-	-	11	14	-	-	-	-
GA NORTH GEORGIA COLLEGE	1	2	-	-	-	-	3	6	-	-	-	-
GA OGLETHORPE COLLEGE	3	4	-	-	-	-	16	38	1	1	-	-
GA PAINE COLLEGE	9	11	-	-	-	-	-	21	-	-	-	-
GA PIEDMONT COLLEGE	5	2	-	-	-	-	7	1	-	-	-	-
GA SAVANNAH STATE COLLEGE	9	22	-	-	-	-	3	8	-	-	-	-
GA SHORTER COLLEGE	3	4	-	-	-	-	3	6	-	-	-	-
GA SPELMAN COLLEGE	1	4	-	-	-	-	41	42	6	3	-	-
GA UNIVERSITY OF GEORGIA	18	43	5	1	1	1	11	7	1	1	-	-
GA VALDONIA STATE COLLEGE	17	23	-	-	-	-	12	14	23	9	13	7
GA WESLEYAN COLLEGE	7	12	-	-	-	-	21	57	16	6	3	-
GA WEST GEORGIA COLLEGE	17	18	-	-	-	-	26	57	-	-	-	-
HAWAII UNIVERSITY OF HONOLULU	8	3	-	-	-	-	14	7	1	-	-	-
HAWAII UNIVERSITY OF HONOLULU	1	5	-	-	-	-	20	18	-	-	-	-
HAWAII UNIVERSITY OF HONOLULU	42	107	8	7	-	-	12	2	-	-	-	-
IDA BOISE STATE COLLEGE	2	-	-	-	-	-	14	10	8	-	-	-
IDA COLLEGE OF IDAHO	4	6	-	-	-	-	4	11	-	-	-	-
IDA IDAHO STATE UNIVERSITY	9	15	-	-	-	-	28	-	-	-	-	-
IDA NORTHWEST NAZARENE COL	4	5	-	-	-	-	2	4	-	-	-	-
IDA UNIVERSITY OF IDAHO	11	9	-	-	-	-	2	6	-	-	-	-
ILL AUGUSTANA COLLEGE	4	10	-	-	-	-	2	1	-	-	-	-
ILL AURORA COLLEGE	7	6	-	-	-	-	1	2	-	-	-	-
ILL BARAT COL OF SACRED HEART	8	21	-	-	-	-	2	7	-	-	-	-
ILL BLACKBURN COLLEGE	1	10	-	-	-	-	2	2	-	-	-	-
ILL BRADLEY UNIVERSITY	10	28	-	-	-	-	4	1	-	-	-	-
ILL COLLEGE OF ST FRANCIS	-	30	-	-	-	-	9	4	6	2	-	-
IND INDIANA UNIV ALL CAMPUSES	29	64	-	-	-	-	29	64	18	12	2	-
IND MANCHESTER COLLEGE	9	13	-	-	-	-	9	13	-	-	-	-
IND MARIAN COL INDIANAPOLIS	12	17	-	-	-	-	12	17	-	-	-	-
IND MAPLE COLLEGE HARTON	-	1	-	-	-	-	-	1	-	-	-	-
IND PURDUE UNIV MAIN CAMPUS	14	50	-	-	-	-	14	50	8	2	4	-

TABLE 4.--BACHELOR'S, MASTER'S, AND DOCTOR'S DEGREES CONFERRED IN INSTITUTIONS OF HIGHER EDUCATION, BY SEX OF STUDENT, FIELD OF STUDY, STATE OR OTHER AREA, AND INSTITUTION: AGGREGATE UNITED STATES, 1968-69 --CONTINUED

FIELD OF STUDY, STATE OR OTHER AREA, AND INSTITUTION	BACHELOR'S DEGREES REQUIRING 4 OR 5 YEARS		MASTER'S DEGREES		DOCTOR'S DEGREES (PH.D., ED.D., ETC.)		BACHELOR'S DEGREES REQUIRING 4 OR 5 YEARS		MASTER'S DEGREES		DOCTOR'S DEGREES (PH.D., ED.D., ETC.)			
	1	2	3	4	5	6	7	1	2	3	4	5	6	7
	MEN	WOMEN	MEN	WOMEN	MEN	WOMEN	MEN	MEN	WOMEN	MEN	WOMEN	MEN	WOMEN	MEN
(CONTINUED)														
SOCIOLOGY														
IND PURDUE UNIV CALUMET CAMPUS			2											
IND ST FRANCIS COLLEGE				1	1									
IND ST JOSEPH COL MAIN CAMPUS			7											
IND ST JOSEPH COL CALUMET CAMPUS			4											
IND ST MARYS COLLEGE					15									
IND TAYLOR UNIVERSITY			1											
IND UNIV OF EVANSVILLE			13											
IND UNIVERSITY OF NOTRE DAME			47											
IND VALPARAISO UNIVERSITY			16											
IOWA BRIAR CLIFF COLLEGE			2											
IOWA BUENA VISTA COLLEGE			5											
IOWA CENTRAL UNIV OF IOWA			14											
IOWA CLARKE COLLEGE					25									
IOWA COE COLLEGE			5											
IOWA CORNELL COLLEGE			5											
IOWA DIVINE WORD COLLEGE			17											
IOWA DRAKE UNIVERSITY			19											
IOWA GRACELAND COLLEGE			10											
IOWA GRINNELL COLLEGE			5											
IOWA IOWA ST U OF SCI & TECH			10											
IOWA IOWA WESLEYAN COLLEGE			22											
IOWA Loras COLLEGE			11											
IOWA LUTHER COLLEGE			19											
IOWA MORNINGSTAR COLLEGE			5											
IOWA NORTHWESTERN COLLEGE			6											
IOWA PAPPONS COLLEGE			42											
IOWA ST ANNE COLLEGE			9											
IOWA ST AMBROSE COLLEGE			3											
IOWA SIMPSON COLLEGE			1											
IOWA UNIV IURQUH MAIN CAMPUS			65											
IOWA UNIVERSITY OF IOWA			13											
IOWA UNIV OF NORTHERN IOWA			5											
IOWA UPPER IOWA UNIVERSITY			10											
IOWA WARBURG COLLEGE			2											
IOWA WESTMAR COLLEGE			7											
IOWA WILLIAM PENN COLLEGE			6											
KANS BAKER UNIVERSITY			6											
KANS BETTANY COLLEGE			7											
KANS BETHEL COLLEGE			3											
KANS COLLEGE OF EMPORIA			1											
KANS FORT HAYS KANS STATE COL			7											
KANS FRIENDS UNIVERSITY			7											
KANS KANS ST COL OF PITTSBURG			7											
KANS KANSAS ST U AG & APP SCI			15											
KANS KANSAS WESLEYAN UNIV			3											
KANS MARYMOUNT COLLEGE			4											
KANS MCPHERSON COLLEGE			12											
KANS MOUNT SIOBONSLICA COL			11											
KANS OTTAWA UNIVERSITY			5											
KANS SACRED HEART COLLEGE			7											
KANS ST RENEDETT'S COLLEGE			21											
KANS ST MARY COLLEGE			9											
KANS ST MARY OF THE PLAINS COL			4											
KANS SOUTHWESTERN COLLEGE			7											

FIELD OF STUDY, STATE OR OTHER AREA, AND INSTITUTION	BACHELOR'S DEGREES REQUIRING 4 OR 5 YEARS				MASTER'S DEGREES				DOCTOR'S DEGREES (PH.D., ED.D., ETC.)			
	MEN		WOMEN		MEN		WOMEN		MEN		WOMEN	
	2	3	4	5	6	7	8	9	10	11	12	
(CONTINUED)												
SOCIOLOGY												
MO LOYOLA COLLEGE	11	20	-	-	-	-	-	-	-	-	-	-
MO MIDGAN STATE COLLEGE	9	47	-	-	-	-	-	-	-	-	-	-
MO MOUNT ST AGNES COLLEGE	8	8	-	-	-	-	-	-	-	-	-	-
MO TOWSON STATE COLLEGE	21	21	-	-	-	-	-	-	-	-	-	-
MO UNIV MO MAIN CAMPUS	77	110	4	2	-	-	-	-	-	-	-	-
MO UNIV OF MARYLAND ST COL	6	10	-	-	-	-	-	-	-	-	-	-
MO WASHINGTON COLLEGE	4	6	-	-	-	-	-	-	-	-	-	-
MO WESTERN MARYLAND COLLEGE	8	14	-	-	-	-	-	-	-	-	-	-
MO MASS AMERICAN INTERNATL COL	8	35	-	-	-	-	-	-	-	-	-	-
MASS ANNA MARIA COL FOR WOMEN	-	16	-	-	-	-	-	-	-	-	-	-
MASS BOSTON COLLEGE	15	-	6	6	-	-	-	-	-	-	-	-
MASS BOSTON UNIVERSITY	36	131	6	9	4	1	2	1	1	1	1	1
MASS BRANDEIS UNIVERSITY	35	42	4	2	2	2	-	-	-	-	-	-
MASS CARDINAL CUSHING COL INC	-	9	-	-	-	-	-	-	-	-	-	-
MASS CLARK UNIVERSITY	15	15	2	1	-	-	-	-	-	-	-	-
MASS COL OF THE HOLY CROSS	24	-	-	-	-	-	-	-	-	-	-	-
MASS COL OF OUR LADY OF ELMS	-	57	-	-	-	-	-	-	-	-	-	-
MASS CURRY COLLEGE	10	3	-	-	-	-	-	-	-	-	-	-
MASS EASTERN NAZARENE COLLEGE	2	4	-	-	-	-	-	-	-	-	-	-
MASS EMANUEL COLLEGE	-	61	-	-	-	-	-	-	-	-	-	-
MASS HARVARD UNIVERSITY	124	32	20	7	5	2	-	-	-	-	-	-
MASS STATE COL AT BOSTON	6	4	-	-	-	-	-	-	-	-	-	-
MASS MOUNT HOLYOKE COLLEGE	-	32	-	-	-	-	-	-	-	-	-	-
MASS NEWTON COL SACRED HEART	-	13	-	-	-	-	-	-	-	-	-	-
MASS NORTH EASTERN UNIVERSITY	21	61	10	4	-	-	-	-	-	-	-	-
MASS REGIS COLLEGE	-	39	-	-	-	-	-	-	-	-	-	-
MASS SIMMONS COLLEGE	-	1	-	-	-	-	-	-	-	-	-	-
MASS SMITH COLLEGE	-	17	-	-	-	-	-	-	-	-	-	-
MASS SOUTHEASTERN MASS TECH INST	6	11	-	-	-	-	-	-	-	-	-	-
MASS SPRINGFIELD COLLEGE	8	12	-	-	-	-	-	-	-	-	-	-
MASS STONEHILL COLLEGE	15	42	-	-	-	-	-	-	-	-	-	-
MASS SUFFOLK UNIV ALL CAMPUSES	19	8	-	-	-	-	-	-	-	-	-	-
MASS TUFTS UNIVERSITY	10	27	-	-	-	-	-	-	-	-	-	-
MASS UNIV MASS AMHERST CAMPUS	25	72	5	-	4	-	-	-	-	-	-	-
MASS UNIV MASS BOSTON CAMPUS	10	21	-	-	-	-	-	-	-	-	-	-
MASS WELLESLEY COLLEGE	-	18	-	-	-	-	-	-	-	-	-	-
MASS WHEATON COLLEGE	-	6	-	-	-	-	-	-	-	-	-	-
MICH ADRIAN COLLEGE	9	12	-	-	-	-	-	-	-	-	-	-
MICH ALBION COLLEGE	10	22	-	-	-	-	-	-	-	-	-	-
MICH ALMA COLLEGE	9	12	-	-	-	-	-	-	-	-	-	-
MICH ANDREWS UNIVERSITY	2	1	-	-	-	-	-	-	-	-	-	-
MICH AQUINAS COLLEGE	9	30	-	-	-	-	-	-	-	-	-	-
MICH CALVIN COLLEGE	23	21	-	-	-	-	-	-	-	-	-	-
MICH CENTRAL MICHIGAN UNIV	23	26	4	-	-	-	-	-	-	-	-	-
MICH DETROIT INSTITUTE OF TECH	5	2	-	-	-	-	-	-	-	-	-	-
MICH EASTERN MICHIGAN UNIV	22	28	-	-	-	-	-	-	-	-	-	-
MICH GRAND VALLEY STATE COL	16	7	-	-	-	-	-	-	-	-	-	-
MICH HILLSDALE COLLEGE	2	15	-	-	-	-	-	-	-	-	-	-
MICH HOPE COLLEGE	6	12	-	-	-	-	-	-	-	-	-	-
MICH KALAMAZOO COLLEGE	4	5	-	-	-	-	-	-	-	-	-	-
MICH MADONNA COLLEGE	-	1	-	-	-	-	-	-	-	-	-	-
MICH MARYGROVE COLLEGE	-	10	-	-	-	-	-	-	-	-	-	-
MICH MERCY COLLEGE OF DETROIT	-	16	-	-	-	-	-	-	-	-	-	-
MICH MICH ST UNIV ALL CAMPUSES	19	16	17	4	-	-	-	-	-	-	-	-

TABLE 4.--BACHELOR'S, MASTER'S, AND DOCTOR'S DEGREES CONFERRED IN INSTITUTIONS OF HIGHER EDUCATION, BY SEX OF STUDENT, FIELD OF STUDY, STATE OR OTHER AREA, AND INSTITUTION: AGGREGATE UNITED STATES, 1968-69 --CONTINUED

FIELD OF STUDY, STATE OR OTHER AREA, AND INSTITUTION	BACHELOR'S DEGREES REQUIRING 4 OR 5 YEARS		MASTER'S DEGREES		DOCTOR'S DEGREES (PH.D., ED.D., ETC.)		BACHELOR'S DEGREES REQUIRING 4 OR 5 YEARS		MASTER'S DEGREES		DOCTOR'S DEGREES (PH.D., ED.D., ETC.)	
	2	3	4	5	6	7	2	3	4	5	6	7
	1	1	1	1	1	1	1	1	1	1	1	1
(CONTINUED)												
SOCIOLOGY												
MO MISSOURI VALLEY COLLEGE	2	3	-	-	-	-	19	-	1	-	-	-
MO NORTHEAST MISSOURI ST COL	8	2	-	-	-	-	10	18	7	6	1	-
MO NORTHWEST MISSOURI ST COL	6	3	-	-	-	-	57	100	7	6	1	-
MO NOTRE DAME COLLEGE	3	3	-	-	-	-	17	1	-	-	-	-
MO PARK COLLEGE	18	1	-	-	-	-	18	5	-	-	-	-
MO ST LOUIS U ALL CAMPUSES	18	33	7	2	2	2	12	15	-	-	-	-
MO SCHOOL OF THE DZARKS	2	5	-	-	-	-	5	-	-	-	-	-
MO SOUTHEAST MISSOURI ST COL	4	10	-	-	-	-	14	8	-	-	-	-
MO SOUTHWEST MISSOURI ST COL	61	42	-	-	-	-	1	-	-	-	-	-
MO TARKIO COLLEGE	14	7	-	-	-	-	4	6	-	-	-	-
MO UNIV MISSOURI AT COLUMBIA	16	15	20	11	8	2	2	0	-	-	-	-
MO UNIV MISSOURI AT KANS CITY	13	19	3	5	-	-	8	11	2	1	-	-
MO UNIV MISSOURI AT ST LOUIS	17	19	-	-	-	-	5	15	2	1	-	-
MO WASHINGTON UNIVERSITY	28	38	5	2	9	2	4	6	2	-	-	-
MO WESTMINSTER COLLEGE	9	-	-	-	-	-	4	1	-	-	-	-
MO WILLIAM WOODS COLLEGE	13	12	-	-	-	-	27	4	-	-	-	-
MO WILLIAM WOODS COLLEGE	-	16	-	-	-	-	62	154	1	-	-	-
MONT CARROLL COLLEGE	9	7	-	-	-	-	83	102	3	1	-	-
MO NT COLLEGE OF GREAT FALLS	4	5	-	-	-	-	23	215	5	8	-	-
MO MONTANA STATE UNIVERSITY	4	5	4	3	-	-	19	148	1	-	-	-
MO NT ROCKY MOUNTAIN COLLEGE	1	6	4	3	-	-	66	119	1	2	-	-
MO NT UNIVERSITY OF MONTANA	25	14	5	3	-	-	5	8	-	-	-	-
NEBR COLLEGE OF ST MARY	-	13	-	-	-	-	37	-	-	-	-	-
NEBR CREIGHTON UNIVERSITY	5	31	-	-	-	-	-	13	-	-	-	-
NEBR DANA COLLEGE	13	5	-	-	-	-	-	18	-	-	-	-
NEBR DRAVE COLLEGE	1	-	-	-	-	-	-	13	-	-	-	-
NEBR HASTINGS COLLEGE	1	7	-	-	-	-	30	14	11	6	17	6
NEBR HIRAM SCOTT COLLEGE	4	1	-	-	-	-	29	29	7	2	7	-
NEBR JOHN F KENNEDY COLLEGE	18	4	-	-	-	-	6	6	-	-	-	-
NEBR JOHN J PERSHING COLLEGE	3	-	-	-	-	-	24	-	-	-	-	-
NEBR KEARNEY STATE COLLEGE	4	5	-	-	-	-	1	14	-	-	-	-
NEBR MIDLAND LUTHERAN COLLEGE	4	17	-	1	-	-	17	19	11	3	1	4
NEBR NEBRASKA WESLEYAN UNIV	4	12	-	-	-	-	16	15	-	-	-	-
NEBR UNION COLLEGE	4	1	-	-	-	-	13	9	-	-	-	-
NEBR UNIV NEBRASKA MAIN CAMPUS	14	13	4	1	1	1	17	55	-	-	-	-
NEBR UNIV NEBRASKA AT OMAHA	9	9	2	1	-	-	5	12	-	-	-	-
NEV NEVADA SOUTHERN UNIV	1	1	-	-	-	-	1	-	-	-	-	-
NEV UNIVERSITY OF NEVADA	5	2	2	-	-	-	3	19	-	-	-	-
NH DARTMOUTH COLLEGE	14	4	1	-	-	-	6	16	-	-	-	-
NH FRANKLIN COLLEGE	4	2	-	-	-	-	23	33	-	-	-	-
NH FRANKLIN PIERCE COLLEGE	4	4	-	-	-	-	40	42	3	-	-	-
NH NATHANIEL HATHORNE COL	10	4	-	-	-	-	5	12	-	-	-	-
NH NOTRE DAME COLLEGE	-	3	-	-	-	-	26	20	12	4	-	-
NH RIVIER COLLEGE	-	15	-	-	-	-	4	-	-	-	-	-
NH ST ANSELMS COLLEGE	43	1	-	-	-	-	4	1	-	-	-	-
NH UNIV OF NEW HAMPSHIRE	12	19	-	-	-	-	-	16	-	-	-	-
NJ ALDINE COLLEGE	12	14	-	-	-	-	-	17	-	-	-	-
NJ CALDWELL COL FOR WOMEN	-	18	-	-	-	-	-	19	-	-	-	-
NJ COLLEGE OF ST ELIZABETH	-	4	-	-	-	-	-	2	-	-	-	-
NJ DREW UNIVERSITY	-	12	-	-	-	-	-	60	-	-	-	-
NJ FAIRHURST UNIVERSITY	15	26	-	-	-	-	-	1	26	15	9	1
NJ GEORGIAN COURT COLLEGE	-	16	-	-	-	-	13	48	6	5	3	1
NJ MONMOUTH COLLEGE	5	6	-	-	-	-	-	-	-	-	-	-

TABLE 4.--BACHELOR'S, MASTER'S, AND DOCTOR'S DEGREES CONFERRED IN INSTITUTIONS OF HIGHER EDUCATION, BY SEX OF STUDENT, FIELD OF STUDY, STATE OR OTHER AREA, AND INSTITUTION: AGGREGATE UNITED STATES, 1968-69 --CONTINUED

SOCIOLOGY	BACHELOR'S DEGREES REQUIRING 4 OR 5 YEARS		MASTER'S DEGREES		DOCTOR'S DEGREES (PH.D., ED.D., ETC.)		FIELD OF STUDY, STATE OR OTHER AREA, AND INSTITUTION		BACHELOR'S DEGREES REQUIRING 4 OR 5 YEARS		MASTER'S DEGREES		DOCTOR'S DEGREES (PH.D., ED.D., ETC.)	
	2	3	4	5	6	7	1	2	3	4	5	6	7	
	MEN	WOMEN	MEN	WOMEN	MEN	WOMEN	MEN	MEN	WOMEN	MEN	WOMEN	MEN	WOMEN	
(CONTINUED)														
N Y NIAGARA UNIV ALL CAMPUSES	30	9	-	-	-	-								
N Y BENESSIAFER ONLY MAIN CAM	1	-	-	-	-	-								
N Y ROSARY HILL COLLEGE	1	27	-	-	-	-								
N Y RUSSELL SAGE MAIN CAMPUS	17	13	-	-	-	-								
N Y ST ROMANVENTURE UNIVERSITY	12	13	1	-	-	-								
N Y ST FRANCIS COLLEGE	16	4	-	-	-	-								
N Y ST JOHN FISHER COL INC	26	-	-	-	-	-								
N Y ST JOHN'S UNIVERSITY	17	14	5	-	-	-								
N Y ST LAWRENCE UNIVERSITY	24	20	1	1	-	-								
N Y STEMA COLLEGE	36	1	-	-	-	-								
N Y SKIDMORE COL ALL CAMPUSES	-	18	-	-	-	-								
N Y SUNY STATE UNIV ALBANY	23	29	5	-	-	-								
N Y SUNY STATE UNIV BINGHAMTN	7	27	1	-	-	-								
N Y SUNY ST U BUFO MAIN CAM	114	83	12	3	4	1								
N Y SUNY ST U STONY BRK MAIN	21	73	-	-	-	-								
N Y SUNY COLLEGE BROCKPORT	9	11	-	-	-	-								
N Y SUNY COLLEGE BUFFALO	3	9	-	-	-	-								
N Y SUNY COLLEGE CORTLAND	13	5	-	-	-	-								
N Y SUNY COLLEGE FREDONIA	1	5	-	-	-	-								
N Y SUNY COLLEGE NEW PALTZ	10	9	-	-	-	-								
N Y SUNY COLLEGE OSWEGO	4	6	-	-	-	-								
N Y SUNY COLLEGE PLATTSBURGH	9	7	2	1	3	-								
N Y SYRACUSE U MAIN CAMPUS	21	51	1	-	-	-								
N Y UNION COLLEGE	3	1	-	-	-	-								
N Y UNIVERSITY OF ROCHESTER	4	1	1	-	-	-								
N Y VASSAR COLLEGE	-	11	-	-	-	-								
N Y WAGNER COLLEGE	8	11	-	-	-	-								
N Y HELLS COLLEGE	8	10	-	-	-	-								
N Y YESHIVA UNIVERSITY	11	20	-	-	-	-								
N C APPALACHIAN ST UNIVERSITY	5	8	1	-	-	-								
N C ATLANTIC CHRISTIAN COL	-	1	-	-	-	-								
N C BELMONT ABBEY COLLEGE	7	1	-	-	-	-								
N C BENNETT COLLEGE	4	20	-	-	-	-								
N C CATARBA COLLEGE	4	11	-	-	-	-								
N C DAVIDSON COLLEGE	9	-	-	-	-	-								
N C DUKE UNIVERSITY	4	7	20	7	3	-								
N C EAST CAROLINA U ALL CAM	6	28	-	-	-	-								
N C FAYETTEVILLE STATE COL	11	14	-	-	-	-								
N C GREENSBORO COLLEGE	4	19	-	-	-	-								
N C GULFORD COLLEGE	21	17	-	-	-	-								
N C HIGH POINT COLLEGE	1	17	-	-	-	-								
N C JOHNSON C SMITH UNIV	1	7	-	-	-	-								
N C LEHIGH UNIV COLLEGE	8	19	-	-	-	-								
N C LIVINGSTONE COLLEGE	20	21	-	-	-	-								
N C MEREDITH COLLEGE	-	44	-	-	-	-								
N C MCTHODY ST COLLEGE	2	4	-	-	-	-								
N C N C AG & TECH STATE UNIV	22	28	-	-	-	-								
N C N C COLLEGE AT DURHAM	6	44	2	-	-	-								
N C PENNROCK STATE COL	10	7	-	-	-	-								
N C PEPPER COLLEGE	6	10	-	-	-	-								
N C QUEENS COLLEGE	-	16	-	-	-	-								
N C ST ANDREWS PRESSRY COL	4	6	-	-	-	-								
N C ST AUGUSTINES COL	2	11	-	-	-	-								



TABLE 4.--BACHELOR'S, MASTER'S, AND DOCTOR'S DEGREES CONFERRED IN INSTITUTIONS OF HIGHER EDUCATION, BY SEX OF STUDENTER, FIELD OF STUDY, STATE OR OTHER AREA, AND INSTITUTION--AGGREGATE UNITED STATES, 1968-69 --CONTINUED

FIELD OF STUDY, STATE OR OTHER AREA, AND INSTITUTION	BACHELOR'S DEGREES REQUIRING 4 OR 5 YEARS		MASTER'S DEGREES		DOCTOR'S DEGREES (PH.D., ED.D., ETC.)		BACHELOR'S DEGREES REQUIRING 4 OR 5 YEARS		MASTER'S DEGREES		DOCTOR'S DEGREES (PH.D., ED.D., ETC.)			
	1	2	3	4	5	6	7	1	2	3	4	5	6	7
	MEN	WOMEN	MEN	WOMEN	MEN	WOMEN	MEN	MEN	WOMEN	MEN	WOMEN	MEN	WOMEN	MEN
(CONTINUED)														
SOCIOLOGY														
S D NORTHERN STATE COLLEGE	10	3	—	—	—	—	—	TEX TEXAS A & M UNIVERSITY	12	1	—	—	—	—
S D STONIX FALLS COLLEGE	9	6	—	—	—	—	—	TEX TEXAS CHRISTIAN UNIV	13	18	8	3	—	—
S D SOUTH DAKOTA STATE UNIV	10	15	2	—	—	—	—	TEX TEX LUTH COL MAIN CAMPUS	2	6	—	—	—	—
S D UNIVERSITY SOUTH DAKOTA	8	8	—	—	—	—	—	TEX TEXAS SOUTHERN UNIV	7	25	—	—	—	—
S D YANKTON COLLEGE	22	5	—	—	—	—	—	TEX TEXAS TECHNOLOGICAL COL	10	28	3	1	—	—
TENN AUSTIN PEAY STATE UNIV	2	—	—	—	—	—	—	TEX TEXAS WFSLEYAN COLLEGE	2	5	—	—	—	—
TENN BETHEL COLLEGE	2	—	—	—	—	—	—	TEX TEXAS WOMANS UNIVERSITY	—	52	—	—	—	—
TENN CARSON NEWMAN COLLEGE	7	20	—	—	—	—	—	TEX TRINITY UNIVERSITY	10	18	4	—	—	—
TENN DAVID LESCOUR COLLEGE	26	9	—	—	—	—	—	TEX UNIVERSITY OF HOUSTON	11	27	4	—	—	—
TENN EYEN ST JOHN CAMPUSES	7	6	—	—	—	—	—	TEX UNIVERSITY OF ST THOMAS	2	4	—	—	—	—
TENN FISK UNIVERSITY	3	21	2	—	—	—	—	TEX UNIV OF TEX AT ARLINGTON	8	12	—	—	—	—
TENN KNOXVILLE COLLEGE	7	16	—	—	—	—	—	TEX UNIV TEXAS AT AUSTIN	40	66	1	7	3	—
TENN LAMBETH COLLEGE	11	6	—	—	—	—	—	TEX UNIV OF TEXAS AT EL PASO	11	37	2	—	—	—
TENN LANE COLLEGE	10	22	—	—	—	—	—	TEX WAYLAND BAPTIST COLLEGE	2	3	—	—	—	—
TENN LEE COLLEGE	2	4	—	—	—	—	—	TEX WEST TEXAS STATE UNIV	10	8	—	—	—	—
TENN L'ROYNE-DWEN COLLEGE	3	8	—	—	—	—	—	TEX WILEY COLLEGE	14	9	—	—	—	—
TENN LINCOLN MEMORIAL UNIV	7	6	—	—	—	—	—	UTAH BRIGHAM YOUNG UNIVERSITY	113	49	5	2	—	—
TENN MARYVILLE COLLEGE	6	10	—	—	—	—	—	UTAH COLLEGE OF SOUTHERN UTAH	8	2	—	—	—	—
TENN MEMPHIS STATE UNIVERSITY	12	36	3	—	—	—	—	UTAH UNIV OF UTAH	79	61	3	2	—	—
TENN MIDDLE TENNESSEE ST UNIV	15	29	1	—	—	—	—	UTAH UNIV ST UNIV MAIN CAMPUS	20	9	8	3	—	—
TENN TENN COLLEGE	4	52	—	—	—	—	—	UTAH WEBER STATE COLLEGE	70	29	—	—	—	—
TENN TENN AG & INDUS ST UNIV	23	5	—	—	—	—	—	UTAH WESTMINSTER COLLEGE	2	8	—	—	—	—
TENN TENN TECHNOLOGICAL UNIV	22	24	—	—	—	—	—	VT GODDARD COLLEGE	5	7	—	—	—	—
TENN TUSCULUM COLLEGE	1	4	—	—	—	—	—	VT MIDDLEBURY COLLEGE	1	6	—	—	—	—
TENN UNION UNIVERSITY	1	7	—	—	—	—	—	VT ST MICHAELS COLLEGE	16	—	—	—	—	—
TENN UNIV OF TENN ALL CAMPUSES	14	26	7	—	—	—	—	VT TRINITY COLLEGE	—	25	—	—	—	—
TENN VANDERBILT UNIVERSITY	12	16	8	—	—	—	—	VT UNIV OF VT L ST AGRIC COL	12	21	—	—	—	—
TEX AUSTIN COLLEGE	1	2	—	—	—	—	—	VA BRIDGEWATER COLLEGE	17	16	—	—	—	—
TEX BAYLOR UNIV MAIN CAMPUS	19	27	3	—	—	—	—	VA COL WR & MARY MAIN CAMPUS	20	34	—	—	—	—
TEX BISHOP COLLEGE	3	11	—	—	—	—	—	VA EASTERN MEXYONITE COLLEGE	11	8	—	—	—	—
TEX EAST TEXAS BAPTIST COL	4	4	—	—	—	—	—	VA EMMY & HENRY COLLEGE	2	8	—	—	—	—
TEX EAST TEXAS STATE UNIV	19	12	6	—	—	—	—	VA HAMPTON INSTITUTE	7	21	—	—	—	—
TEX HARDIN SIMMONS UNIVERSITY	4	3	—	—	—	—	—	VA HOLLINS COLLEGE	—	25	—	—	—	—
TEX HCUSTON BAPTIST COLLEGE	1	3	—	—	—	—	—	VA LONGWOOD COLLEGE	—	2	—	—	—	—
TEX HOWARD PAYNE COLLEGE	3	2	—	—	—	—	—	VA LYNCHBURG COLLEGE	12	18	—	—	—	—
TEX HUSTON TILLOTSON COLLEGE	3	10	—	—	—	—	—	VA MARLSON COLLEGE	2	—	—	—	—	—
TEX INCARNATE WORD COLLEGE	—	8	—	—	—	—	—	VA MARY BALDWIN COLLEGE	—	13	—	—	—	—
TEX LAMAR STATE COL TECH	23	29	—	—	—	—	—	VA OLD DOMINION COLLEGE	10	20	—	—	—	—
TEX MARY HARDIN BAYLOR COL	3	18	—	—	—	—	—	VA RANDOLPH COLLEGE	—	12	—	—	—	—
TEX McMURRY COLLEGE	3	4	—	—	—	—	—	VA RANDOLPH MACON COLLEGE	28	—	—	—	—	—
TEX MIDWESTERN UNIVERSITY	3	—	—	—	—	—	—	VA ROANOKE COLLEGE	3	11	—	—	—	—
TEX NORTH TEXAS STATE UNIV	13	25	4	—	—	—	—	VA SWEET BRGAR COLLEGE	—	3	—	—	—	—
TEX OUR LADY OF THE LAKE COL	2	31	—	—	—	—	—	VA UNIVERSITY OF RICHMOND	23	13	—	—	—	—
TEX RICE UNIVERSITY	1	3	—	—	—	—	—	VA UNIV OF VA MARY WASH COL	—	53	—	—	—	—
TEX ST MARYS UNIVERSITY	24	5	—	—	—	—	—	VA UNIV VIRGINIA MAIN CAMPUS	—	—	1	2	—	—
TEX SAM HOUSTON STATE COL	55	32	15	—	—	—	—	VA VA COMMONWLTN UNIV ALL CAM	33	26	—	—	—	—
TEX SOUTHERN METHODIST UNIV	1	9	—	—	—	—	—	VA VIRGINIA POLY INSTITUTE	21	6	—	—	—	—
TEX SOUTHWESTERN UNIVERSITY	1	6	—	—	—	—	—	VA VA STATE COL MAIN CAMPUS	4	28	—	—	—	—
TEX SOUTHWEST TEXAS STATE COL	7	9	—	—	—	—	—	VA VA STATE COL NORFOLK DIV	9	30	—	—	—	—
TEX STEPHEN F AUSTIN ST COL	18	17	4	—	—	—	—	VA VIRGINIA UNION UNIVERSITY	16	31	—	—	—	—
TEX SUL ROSS STATE COLLEGE	2	2	—	—	—	—	—	VA WASHINGTON & LEE UNIV	16	41	—	—	—	—
TEX TEXAS A & I UNIVERSITY	6	3	—	—	—	—	—	WASH CENTRAL WASHINGTON ST COL	41	42	—	—	—	—
TEX PRAIRIE VIEW A & M COL	1	14	—	—	—	—	—	WASH EASTERN WASHINGTON ST COL	27	12	—	—	—	—



TABLE 4. -- BACHELOR'S, MASTER'S, AND DOCTOR'S DEGREES CONFERRED IN INSTITUTIONS OF HIGHER EDUCATION, BY SEX OF STUDENT, FIELD OF STUDY, STATE OR OTHER AREA, AND INSTITUTION: AGGREGATE UNITED STATES, 1968-69 --CONTINUED

FIELD OF STUDY, STATE OR OTHER AREA, AND INSTITUTION	BACHELOR'S DEGREES REQUIRING 4 OR 5 YEARS		MASTER'S DEGREES		DOCTOR'S DEGREES (PH.D., ED.D., ETC.)		BACHELOR'S DEGREES REQUIRING 4 OR 5 YEARS		MASTER'S DEGREES		DOCTOR'S DEGREES (PH.D., ED.D., ETC.)	
	2	3	4	5	6	7	2	3	4	5	6	7
	1	1	1	1	1	1	1	1	1	1	1	1
INDUSTRIAL RELATIONS	(CONTINUED)											
D C AMERICAN UNIVERSITY	11	1	-	-	-	-	-	1	-	-	-	-
GA UNIVERSITY OF GEORGIA	4	1	-	-	-	-	-	-	26	1	-	-
ILL ILLINOIS INST OF TECH	4	-	-	-	-	-	-	-	23	7	-	-
ILL LOYOLA UNIVERSITY	-	-	39	2	-	-	-	-	-	-	-	-
ILL UNIVERSITY OF CHICAGO	-	-	-	2	-	-	-	-	-	-	-	-
ILL UNIV OF ILL URBANA CAMPUS	-	-	30	1	-	-	-	3	8	3	-	-
IND PURDUE UNIV MAIN CAMPUS	-	-	6	1	-	-	-	1	109	9	1	-
IOWA UNIVERSITY OF IOWA	31	-	-	-	-	-	-	1	24	3	-	-
MASS NORTHEASTERN UNIVERSITY	39	-	-	-	-	-	-	39	9	-	-	-
MASS UNIV MASS AMHERST CAMPUS	-	-	-	-	-	-	-	22	2	-	-	-
MICH MICH ST UNIV ALL CAMPUSES	-	-	19	2	-	-	-	2	2	-	-	-
MICH UNIVERSITY OF DETROIT	3	-	-	-	-	-	-	5	20	1	2	-
MINN U OF MINN MPLS ST PAUL	2	-	5	-	-	-	-	-	42	2	-	-
MO ROCKHURST COLLEGE	13	-	-	-	-	-	-	-	16	4	-	-
MO ST LOUIS U ALL CAMPUSES	6	-	-	-	-	-	-	-	7	1	-	-
N J SETON HALL UNIVERSITY	72	-	29	-	-	-	-	1	7	1	-	-
N Y CORNELL UNIV ALL CAMPUSES	87	17	25	2	7	-	-	1	25	2	-	-
N Y LE MOYNE COLLEGE	28	1	-	-	-	-	-	-	60	2	-	-
N Y SYRACUSE U MAIN CAMPUS	24	1	12	1	-	-	-	-	29	6	-	-
N Y UNION COLLEGE	-	-	23	2	-	-	-	-	6	1	-	-
N C UNIV OF NC AT CHAPEL HILL	43	2	-	-	-	-	-	1	-	-	-	-
N D UNIV N DAK MAIN CAMPUS	11	-	1	-	-	-	-	7	-	-	-	-
OHIO KENT ST UNIV MAIN CAMPUS	25	3	-	-	-	-	-	7	37	2	-	-
OHIO U CINCINNATI MAIN CAMPUS	5	1	2	-	-	-	-	24	7	1	1	-
OHIO XAVIER UNIVERSITY	15	-	-	-	-	-	-	-	-	-	-	-
OHIO YOUNGSTOWN ST UNIVERSITY	41	1	-	-	-	-	-	-	16	1	-	-
PA LA SALLE COLLEGE	15	-	-	-	-	-	-	-	4	1	-	-
PA PENN ST UNIV ALL CAMPUSES	49	1	-	-	-	-	-	10	6	1	-	-
PA ST FRANCIS COLLEGE	-	-	13	-	-	-	-	2	15	3	2	-
PA TEMPLE UNIVERSITY	-	-	9	-	-	-	-	-	-	-	-	-
PA UNIV OF PENNSYLVANIA	12	1	14	-	-	-	-	-	20	10	8	-
TEX UNIVERSITY OF HOUSTON	75	1	16	-	-	-	-	-	41	6	-	-
TEX UNIV TEXAS AT AUSTIN	79	7	-	-	-	-	-	-	51	13	1	-
UTAH UNIV OF UTAH MAIN CAMPUS	23	-	-	-	-	-	-	11	1	-	-	-
WASH SEATTLE UNIVERSITY	-	2	-	-	-	-	-	-	1	-	-	-
WASH UNIV OF WASHINGTON	37	6	-	-	-	-	-	2	-	-	-	-
W VA W VA UNIV ALL CAMPUSES	-	-	4	-	-	-	-	-	15	1	-	-
WIS U OF WIS MADISON	5	-	11	1	4	1	1	6	41	2	1	-
WYO UNIVERSITY OF WYOMING	-	-	-	-	-	-	-	-	-	-	-	-
PUBLIC ADMINISTRATION	534	42	864	98	29	2	2	6	2	1	-	-
ALA UNIV ALABAMA MAIN CAMPUS	-	-	5	2	-	-	-	11	63	2	-	-
ARIZ UNIV ARIZONA	-	-	10	3	-	-	-	-	10	3	1	-
ARK UNIV ARK MAIN CAMPUS	3	-	-	-	-	-	-	-	21	1	-	-
CAL CALIF STATE COL FULLERTON	-	-	-	-	-	-	-	-	-	-	-	-
CAL CALIFORNIA ST COL HAYWARD	-	-	-	-	-	-	-	-	-	-	-	-
CAL CALIF STATE COL LONG BEACH	26	4	-	-	-	-	-	-	-	-	-	-
CAL CALIF STATE COL LOS ANGLS	18	2	12	-	-	-	-	3	1	-	-	-
CAL CHICO STATE COLLEGE	1	-	-	-	-	-	-	1	-	-	-	-
CAL FRESNO ST COL MAIN CAMPUS	13	1	-	-	-	-	-	1	-	-	-	-
CAL SACRAMENTO STATE COLLEGE	72	7	2	-	-	-	-	1	5	-	-	-
CAL SAN DIEGO ST COL MAIN CAM	83	7	14	-	-	-	-	-	21	1	1	-
CAL SAN FRANCISCO STATE COL	4	-	-	-	-	-	-	10	-	-	-	-

TABLE 4. --BACHELORS', MASTERS', AND DOCTOR'S DEGREES CONFERRED IN INSTITUTIONS OF HIGHER EDUCATION, 85 PERCENT OF STUDENT FIELD OF STUDY, STATE OR OTHER AREA, AND INSTITUTION: AGGREGATE UNITED STATES, 1968-69 --CONTINUED

FIELD OF STUDY, STATE OR OTHER AREA, AND INSTITUTION	BACHELOR'S DEGREES REQUIRING 4 OR 5 YEARS				MASTER'S DEGREES				DOCTOR'S DEGREES (PH.D., ED.D., ETC.)			
	MEN		WOMEN		MEN		WOMEN		MEN		WOMEN	
	2	3	4	5	6	7	2	3	4	5	6	7
(CONTINUED)												
1												
PUBLIC ADMINISTRATION												
WASH UNIVERSITY OF WASHINGTON	-	-	15	3	-	-	-	-	-	-	-	-
MIS U OF WIS MADISON	-	-	2	4	-	-	-	-	-	-	-	-
P R U PUERTO RICO ALL CAMPUSES	-	-	8	4	-	-	-	-	-	-	-	-
SOCIAL WORK, SOCIAL ADMINISTRATION	662	24,726	2,075	3,025	58	32						
ALA UNIV ALABAMA MAIN CAMPUS	-	-	10	17	-	-	-	-	-	-	-	-
ARIZ ARIZONA STATE UNIVERSITY	-	-	10	26	-	-	-	-	-	-	-	-
ARIZ ARIZONA STATE UNIVERSITY	12	16	-	-	-	-	-	-	-	-	-	-
ARK PHILADELPH SMITH COLLEGE	1	11	-	-	-	-	-	-	-	-	-	-
ARK UNIV ARK MAIN CAMPUS	4	6	-	-	-	-	-	-	-	-	-	-
CAL CALIF STATE COL LONG BEACH	21	49	-	-	-	-	-	-	-	-	-	-
CAL CALIF STATE COL LOS ANGLS	55	79	-	-	-	-	-	-	-	-	-	-
CAL CHICO STATE COLLEGE	18	32	-	-	-	-	-	-	-	-	-	-
CAL FRESNO ST COL MAIN CAMPUS	14	29	39	12	-	-	-	-	-	-	-	-
CAL HUMBOLDT STATE COLLEGE	2	13	-	-	-	-	-	-	-	-	-	-
CAL SACRAMENTO STATE COLLEGE	15	63	23	6	-	-	-	-	-	-	-	-
CAL SAN DIEGO ST COL MAIN CAMPUS	16	34	45	41	-	-	-	-	-	-	-	-
CAL SAN FRANCISCO STATE COL	21	78	11	21	-	-	-	-	-	-	-	-
CAL SAN JOSE STATE COLLEGE	14	37	-	-	-	-	-	-	-	-	-	-
CAL CHAPMAN COLLEGE	2	4	-	-	-	-	-	-	-	-	-	-
CAL COL OF THE HOLY NAMES	1	1	-	-	-	-	-	-	-	-	-	-
CAL COLLEGE OF NOTRE DAME	1	8	-	-	-	-	-	-	-	-	-	-
CAL SAN FRANCISCO COL WOMEN	7	-	-	-	-	-	-	-	-	-	-	-
CAL U OF CAL BERKELEY	5	45	45	117	1	1	-	-	-	-	-	-
CAL U OF CAL LOS ANGELES	4	42	21	41	-	-	-	-	-	-	-	-
CAL UNIV OF STERN CALIFORNIA	1	8	77	48	3	1	-	-	-	-	-	-
CAL WHITTIER COLLEGE	2	2	-	-	-	-	-	-	-	-	-	-
COLO UNIVERSITY OF DENVER	2	15	38	56	-	-	-	-	-	-	-	-
CONN SOUTHERN CONN STATE COL	2	-	-	-	-	-	-	-	-	-	-	-
CONN UNIV CONN ALL CAMPUSES	-	-	36	43	-	-	-	-	-	-	-	-
D C CATHOLIC UNIV OF AMERICA	-	-	20	37	4	5	-	-	-	-	-	-
D C HOWARD UNIVERSITY	-	-	25	66	-	-	-	-	-	-	-	-
FLA BARRY COLLEGE	6	9	6	9	-	-	-	-	-	-	-	-
FLA FLORIDA STATE UNIVERSITY	38	100	67	45	-	-	-	-	-	-	-	-
FLA UNIV OF WEST FLORIDA	1	8	-	-	-	-	-	-	-	-	-	-
GA ATLANTA UNIVERSITY	2	14	11	34	-	-	-	-	-	-	-	-
GA LA GRANGE COLLEGE	2	14	-	-	-	-	-	-	-	-	-	-
GA UNIVERSITY OF GEORGIA	3	35	25	29	-	-	-	-	-	-	-	-
HAWA UNIV HAWAII MAIN CAMPUS	-	-	13	28	-	-	-	-	-	-	-	-
IDA BOISE STATE COLLEGE	-	3	-	-	-	-	-	-	-	-	-	-
ILL GEORGE WILLIAMS COLLEGE	-	-	16	2	-	-	-	-	-	-	-	-
ILL LOYOLA UNIVERSITY	1	13	24	32	-	-	-	-	-	-	-	-
ILL STERN ILL U EDWARDSVILLE CAMPUS	9	17	-	-	-	-	-	-	-	-	-	-
ILL UNIVERSITY OF CHICAGO	-	-	48	123	9	6	-	-	-	-	-	-
ILL UNIV OF ILL URBANA CAMPUS	-	-	62	71	-	-	-	-	-	-	-	-
IND ANDRUSON COLLEGE	1	11	-	-	-	-	-	-	-	-	-	-
IND BALL STATE UNIVERSITY	2	13	-	-	-	-	-	-	-	-	-	-
IND GOSHEN COL & BIBLICAL SEM	13	5	-	-	-	-	-	-	-	-	-	-
IND INDIANA STATE UNIVERSITY	3	14	-	-	-	-	-	-	-	-	-	-
IND INDIANA UNIV ALL CAMPUSES	8	31	22	35	-	-	-	-	-	-	-	-
IND PURDUE UNIV MAIN CAMPUS	1	6	-	-	-	-	-	-	-	-	-	-
IND ST FRANCIS COLLEGE	1	2	-	-	-	-	-	-	-	-	-	-
IND VALPARAISO UNIVERSITY	3	4	-	-	-	-	-	-	-	-	-	-
IOWA MARYCREST COLLEGE	1	1	-	-	-	-	-	-	-	-	-	-
IOWA MOUNT MERCY COLLEGE	-	9	-	-	-	-	-	-	-	-	-	-



TABLE 4.--BACHELOR'S, MASTER'S, AND DOCTOR'S DEGREES CONFERRED IN INSTITUTIONS OF HIGHER EDUCATION, BY SEX OF STUDENT, FIELD OF STUDY, STATE OR OTHER AREA, AND INSTITUTION: AGGREGATE UNITED STATES, 1968-69 --CONTINUED

Table with columns for BACHELOR'S DEGREES, MASTER'S DEGREES, and DOCTOR'S DEGREES, categorized by sex (Men/Women) and field of study. Includes sub-sections for 'SOCIAL WORK, SOCIAL ADMINISTRATION' and 'ALL OTHER FIELDS'.

TABLE 4.---BACHELOR'S, MASTER'S, AND DOCTOR'S DEGREES CONFERRED IN INSTITUTIONS OF HIGHER EDUCATION, BY SEX OF STUDENT, FIELD OF STUDY, STATE OR OTHER AREA, AND INSTITUTION: AGGREGATE UNITED STATES, 1968-69 ---CONTINUED

FIELD OF STUDY, STATE OR OTHER AREA, AND INSTITUTION	BACHELOR'S DEGREES REQUIRING 4 OR 5 YEARS		MASTER'S DEGREES		DOCTOR'S DEGREES (PH.D., ED.D., ETC.)		BACHELOR'S DEGREES REQUIRING 4 OR 5 YEARS		MASTER'S DEGREES		DOCTOR'S DEGREES (PH.D., ED.D., ETC.)			
	1	2	3	4	5	6	7	1	2	3	4	5	6	7
	MEN	WOMEN	MEN	WOMEN	MEN	WOMEN	MEN	MEN	WOMEN	MEN	WOMEN	MEN	WOMEN	MEN
SOCIAL SCIENCES, ALL OTHER FIELDS														
MO CENTRAL MO ST COL ALL CAM														
MO LINCOLNWOOD COLLEGE														
MO MISSOURI VALLEY COLLEGE														
MO ST LOUIS U ALL CAMPUSES														
MO UNIV MISSOURI AT COLUMBIA														
MO WASHINGTON UNIVERSITY														
NEBR UNIV NEBRASKA AT OMAHA														
N M NEW MEX ST U ALL CAMPUSES														
N Y CUNY B HARUCH SCH OF BUS														
N Y CUNY JHN JAY CCL CRTM JUS														
N Y MARY ROGERS COLLEGE														
N Y NEW YORK UNIVERSITY														
N Y NEW YORK UNIVERSITY														
N Y PACE COLLEGE MAIN CAMPUS														
N Y SUNY COLLEGE PLATTSBURGH														
N C HIGH POINT COLLEGE														
N C ST ANDREWS PRESBY COL														
OHIO CASE WESTERN RESERVE UNIV														
OHIO COLLEGE OF WOOSTER														
OHIO KENT ST UNIV MAIN CAMPUS														
OHIO UNIVERSITY OF AKRON														
OHIO UNIVERSITY OF DAYTON														
OHIO YOUNGSTOWN ST UNIVERSITY														
OREG SOUTHERN OREGON COLLEGE														
OREG UNIV OREGON MAIN CAMPUS														
PA CARNEGIE-MELLON UNIV														
PA PENN ST UNIV ALL CAMPUSES														
PA UNIV OF PENNSYLVANIA														
PA UNIV PITTS99 ALL CAMPUSES														
TEX TEXAS CHRISTIAN UNIV														
UTAH BRIGHAM YOUNG UNIVERSITY														
VA VA COMMONWEALTH UNIV ALL CAM														
WASH SEATTLE UNIVERSITY														
WASH WASHINGTON STATE UNIV														
W VA SALEM COLLEGE ALL CAMPUS														
WIS U OF WIS MADISON														
WIS WIS STATE UNIV OSHKOSH														
U S U S NAVAL ACADEMY														
TRADE OR INDUSTRIAL TRAINING	4,249	20		129		14								
ALA ALABAMA A & M COLLEGE	24													
ALA AUBURN UNIV	112	3												
ALA TUSKEGEE INSTITUTE	35													
ARIZ ARIZONA STATE UNIVERSITY	80													
ARIZ NORTHERN ARIZONA UNIV	12													
ARK ARK ST UNIV ALL CAMPUSES	6													
ARK JOHN BROWN UNIVERSITY	2													
CAL CALIF STATE COL LONG BCH	112	1												
CAL CAL STATE POLY SN LOUIS OR	79													
CAL FRESNO ST COL MAIN CAMPUS	123	2		11										
CAL HUMBOLDT STATE COLLEGE	22													
CAL SAN JOSE STATE COLLEGE	20													
CAL PACIFIC UNION COLLEGE	5													
CAL PEPPERDINE COLLEGE	1													

487
497

TABLE 4.---BACHELOR'S, MASTER'S, AND DOCTOR'S DEGREES CONFERRED IN INSTITUTIONS OF HIGHER EDUCATION, BY SEX OF STUDENT, FIELD OF STUDY, STATE OR OTHER AREA, AND INSTITUTION: UNITED STATES, 1968-69 --CONTINUED

FIELD OF STUDY, STATE OR OTHER AREA, AND INSTITUTION	BACHELOR'S DEGREES REQUIRING 4 OR 5 YEARS		MASTER'S DEGREES		DOCTOR'S DEGREES (PH.D., ED.D., ETC.)		BACHELOR'S DEGREES REQUIRING 4 OR 5 YEARS		MASTER'S DEGREES		DOCTOR'S DEGREES (PH.D., ED.D., ETC.)			
	1	2	3	4	5	6	7	1	2	3	4	5	6	7
	MEN	WOMEN	MEN	WOMEN	MEN	WOMEN	MEN	MEN	WOMEN	MEN	WOMEN	MEN	WOMEN	MEN
TRADE OR INDUSTRIAL TRAINING	(CONTINUED)													
NEBR JOHN F KENNEDY COLLEGE	18	2	1	1	1	1	1	9	1	1	1	1	1	1
NEBR KEARNEY STATE COLLEGE	2	1	1	1	1	1	1	15	1	1	1	1	1	1
N H EASTERN NEW MEX U ALL CAMP	3	1	1	1	1	1	1	14	1	1	1	1	1	1
N H WESTERN NEW MEXICO UNIV	3	1	1	1	1	1	1	8	1	1	1	1	1	1
N Y NY INST TECH ALL CAMPUSES	250	27	4	7	9	9	9	3	3	3	3	3	3	3
N Y PRATT INSTITUTE	39	1	1	1	1	1	1	96	27	27	27	27	27	27
N Y RENNSLAER POLY MAIN CAMP	39	1	1	1	1	1	1	3	1	1	1	1	1	1
N Y ROCHESTER INST TECHNOLOGY	92	1	1	1	1	1	1	27	1	1	1	1	1	1
N Y SYRACUSE UNIV UTICA COL	15	1	1	1	1	1	1	1	1	1	1	1	1	1
N C N C ST U RALEIGH MAIN CAMP	191	22	8	8	8	8	8	6,308	3,219	1,208	634	118	20	20
N C WESTERN CAROLINA UNIV	22	2	2	2	2	2	2	1	1	1	1	1	1	1
OHIO CENTRAL STATE UNIVERSITY	22	2	2	2	2	2	2	1	1	1	1	1	1	1
OHIO KENT ST UNIV MAIN CAMPUS	48	1	1	1	1	1	1	3	3	3	3	3	3	3
OHIO MIAMI UNIV ALL CAMPUSES	59	1	1	1	1	1	1	2	2	2	2	2	2	2
OHIO OHIO ST UNIV ALL CAMPUSES	1	1	1	1	1	1	1	4	4	4	4	4	4	4
OHIO OHIO UNIV ALL CAMPUSES	67	1	1	1	1	1	1	4	4	4	4	4	4	4
OHIO UNIVERSITY OF DAYTON	94	1	1	1	1	1	1	5	5	5	5	5	5	5
OKLA EAST CENTRAL STATE COL	4	1	1	1	1	1	1	1	1	1	1	1	1	1
OKLA NORTHWESTERN STATE COL	4	1	1	1	1	1	1	1	1	1	1	1	1	1
OKLA OKLAHOMA CITY UNIVERSITY	2	1	1	1	1	1	1	1	1	1	1	1	1	1
OKLA OKLA ST UNIV MAIN CAMPUS	23	1	1	1	1	1	1	1	1	1	1	1	1	1
OKLA SOUTHEASTERN STATE COL	12	1	1	1	1	1	1	5	5	5	5	5	5	5
OKLA SOUTHWESTERN STATE COL	4	1	1	1	1	1	1	2	2	2	2	2	2	2
OREG OREGON TECH INSTITUTE	44	1	1	1	1	1	1	9	9	9	9	9	9	9
PA PENN ST UNIV ALL CAMPUSES	13	1	1	1	1	1	1	1	1	1	1	1	1	1
PA PHILA COL TEXTILES & SCT	9	1	1	1	1	1	1	1	1	1	1	1	1	1
PA UNIVERSITY OF SCRANTON	8	1	1	1	1	1	1	8	8	8	8	8	8	8
S C CLEMSON UNIV ALL CAMPUSES	15	1	1	1	1	1	1	1	1	1	1	1	1	1
S C SOUTH CAROLINA ST COLLEGE	9	1	1	1	1	1	1	1	1	1	1	1	1	1
S D NORTHWESTERN STATE COLLEGE	7	1	1	1	1	1	1	1	1	1	1	1	1	1
S D SOUTH DAKOTA STATE UNIV	11	1	1	1	1	1	1	19	19	19	19	19	19	19
TENN AUSTIN PEAY STATE UNIV	6	1	1	1	1	1	1	7	7	7	7	7	7	7
TENN E TENN ST U ALL CAMPUSES	36	1	1	1	1	1	1	3	3	3	3	3	3	3
TENN MEMPHIS STATE UNIVERSITY	58	1	1	1	1	1	1	1	1	1	1	1	1	1
TENN MIDDLE TENNESSEE ST UNIV	42	1	1	1	1	1	1	1	1	1	1	1	1	1
TENN SOUTHERN MISSIONARY COL	1	1	1	1	1	1	1	1	1	1	1	1	1	1
TENN TENN AS & INDRS ST UNIV	13	1	1	1	1	1	1	1	1	1	1	1	1	1
TENN TENN TECHNOLOGICAL UNIV	90	1	1	1	1	1	1	1	1	1	1	1	1	1
TENN EAST TEXAS STATE UNIV	3	1	1	1	1	1	1	5	5	5	5	5	5	5
TEX LETOURNEAU COLLEGE	20	1	1	1	1	1	1	1	1	1	1	1	1	1
TEX SOUTHWEST TEXAS STATE COL	9	1	1	1	1	1	1	1	1	1	1	1	1	1
TEX PRERIE VIEW A & M COL	22	1	1	1	1	1	1	1	1	1	1	1	1	1
TEX TRINITY UNIVERSITY	7	1	1	1	1	1	1	1	1	1	1	1	1	1
TEX UNIVERSITY OF HOUSTON	60	1	1	1	1	1	1	15	15	15	15	15	15	15
UTAH BRIGHAM YOUNG UNIVERSITY	52	1	1	1	1	1	1	1	1	1	1	1	1	1
UTAH COLLEGE OF SOUTHERN UTAH	2	1	1	1	1	1	1	1	1	1	1	1	1	1
UTAH UTAH ST UNIV MAIN CAMPUS	33	1	1	1	1	1	1	2	2	2	2	2	2	2
UTAH WERER STATE COLLEGE	50	1	1	1	1	1	1	12	12	12	12	12	12	12
VA HAMPTON INSTITUTE	4	1	1	1	1	1	1	17	17	17	17	17	17	17
VA VA STATE COL MAIN CAMPUS	7	1	1	1	1	1	1	47	47	47	47	47	47	47
WASH EASTERN WASHINGTON ST COL	20	1	1	1	1	1	1	30	30	30	30	30	30	30
WASH WALLA WALLA COLLEGE	11	1	1	1	1	1	1	4	4	4	4	4	4	4
WASH WESTERN WASHINGTON ST COL	13	1	1	1	1	1	1	2	2	2	2	2	2	2

TABLE 4.--BACHELOR'S, MASTER'S, AND DOCTOR'S DEGREES CONFERRED IN INSTITUTIONS OF HIGHER EDUCATION, BY SEX OF STUDENT, FIELD OF STUDY, STATE OR OTHER AREA, AND INSTITUTION: AGGREGATE UNITED STATES, 1968-69 --CONTINUED

FIELD OF STUDY, STATE OR OTHER AREA, AND INSTITUTION	BACHELOR'S DEGREES REQUIRING 4 OR 5 YEARS		MASTER'S DEGREES		DOCTOR'S DEGREES (PH.D., ED.D., ETC.)		RACHELOR'S DEGREES REQUIRING 4 OR 5 YEARS		MASTER'S DEGREES		DOCTOR'S DEGREES (PH.D., ED.D., ETC.)			
	1	2	3	4	5	6	7	1	2	3	4	5	6	7
	Men	Women	Men	Women	Men	Women	Men	Women	Men	Women	Men	Women	Men	Women
BROAD GEN & MISC FIELDS TOTAL (CONTINUED)	1	1	1	1	1	1	1	1	1	1	1	1	1	1
CAL U OF CAL SANTA CRUZ	1	1	1	1	1	1	1	1	1	1	1	1	1	1
CAL UNIVERSITY OF THE PACIFIC	24	58	1	1	1	1	1	1	1	1	1	1	1	1
CAL UNIVERSITY OF PEDAGOGY	1	1	1	1	1	1	1	1	1	1	1	1	1	1
CAL UNIV OF STERN CALIFORNIA	1	1	1	1	1	1	1	1	1	1	1	1	1	1
CAL WSTN BAPT COL & THEO SEM	1	1	1	1	1	1	1	1	1	1	1	1	1	1
CAL WESTMONT COLLEGE	7	5	1	1	1	1	1	1	1	1	1	1	1	1
COLO COLORADO ALPINE COLLEGE	12	5	1	1	1	1	1	1	1	1	1	1	1	1
COLO COLORADO STATE UNIVERSITY	4	18	1	1	1	1	1	1	1	1	1	1	1	1
COLO FORT LEWIS COLLEGE	2	2	1	1	1	1	1	1	1	1	1	1	1	1
COLO REGIS COLLEGE	19	4	1	1	1	1	1	1	1	1	1	1	1	1
COLO SOUTHERN COLORADO ST COL	8	3	1	1	1	1	1	1	1	1	1	1	1	1
COLO TRINITY RUEL COLLEGE	14	14	1	1	1	1	1	1	1	1	1	1	1	1
COLO UNIV COLO ALL CAMPUSES	32	22	1	1	1	1	1	1	1	1	1	1	1	1
COLO UNIVERSITY OF DENVER	32	14	1	1	1	1	1	1	1	1	1	1	1	1
COLO WSTN STATE COL COLORADO	1	1	1	1	1	1	1	1	1	1	1	1	1	1
CONN CENTRAL CONN STATE COL	8	8	1	1	1	1	1	1	1	1	1	1	1	1
CONN FAIRFIELD UNIVERSITY	1	1	1	1	1	1	1	1	1	1	1	1	1	1
CONN SOUTHERN CONN STATE COL	13	13	1	1	1	1	1	1	1	1	1	1	1	1
CONN MESSEYAN UNIVERSITY	1	1	1	1	1	1	1	1	1	1	1	1	1	1
CONN YALE UNIVERSITY	51	1	1	1	1	1	1	1	1	1	1	1	1	1
D.C. AMERICAN UNIVERSITY	29	8	1	1	1	1	1	1	1	1	1	1	1	1
D.C. D.C. TEACHERS COLLEGE	3	1	1	1	1	1	1	1	1	1	1	1	1	1
D.C. GALLAUDET COLLEGE	1	1	1	1	1	1	1	1	1	1	1	1	1	1
D.C. GEORGETOWN UNIVERSITY	2	2	1	1	1	1	1	1	1	1	1	1	1	1
D.C. GEORGE WASHINGTON UNIV	46	6	1	1	1	1	1	1	1	1	1	1	1	1
FLA FLORIDA PRESBYTERIAN COL	8	3	1	1	1	1	1	1	1	1	1	1	1	1
FLA FLORIDA SOUTHERN COLLEGE	2	1	1	1	1	1	1	1	1	1	1	1	1	1
FLA ROLLINS COL ALL CAMPUSES	37	9	1	1	1	1	1	1	1	1	1	1	1	1
FLA SLEDO COLLEGE	4	1	1	1	1	1	1	1	1	1	1	1	1	1
FLA FLORIDA STATE UNIVERSITY	16	19	1	1	1	1	1	1	1	1	1	1	1	1
FLA UNIVERSITY OF FLORIDA	43	40	1	1	1	1	1	1	1	1	1	1	1	1
FLA UNIV OF SOUTH FLORIDA	28	13	1	1	1	1	1	1	1	1	1	1	1	1
FLA UNIV OF WEST FLORIDA	1	1	1	1	1	1	1	1	1	1	1	1	1	1
GA CONVENT COLLEGE	2	2	1	1	1	1	1	1	1	1	1	1	1	1
GA EMORY UNIV ALL CAMPUSES	3	3	1	1	1	1	1	1	1	1	1	1	1	1
GA FORT VALLEY STATE COLLEGE	3	3	1	1	1	1	1	1	1	1	1	1	1	1
GA GEORGIA SOUTHERN COLLEGE	9	4	1	1	1	1	1	1	1	1	1	1	1	1
GA GEORGIA STATE COLLEGE	18	2	1	1	1	1	1	1	1	1	1	1	1	1
GA LA GRANGE COLLEGE	7	1	1	1	1	1	1	1	1	1	1	1	1	1
GA MERCER UNIV ALL CAMPUSES	13	1	1	1	1	1	1	1	1	1	1	1	1	1
GA OGLETHORPE COLLEGE	15	11	1	1	1	1	1	1	1	1	1	1	1	1
GA SAVANNAH STATE COLLEGE	1	4	1	1	1	1	1	1	1	1	1	1	1	1
GA UNIVERSITY OF GEORGIA	5	1	1	1	1	1	1	1	1	1	1	1	1	1
GA VALDOSTA STATE COLLEGE	9	6	1	1	1	1	1	1	1	1	1	1	1	1
HAWA CHAMINADE COL OF HONOLULU	1	1	1	1	1	1	1	1	1	1	1	1	1	1
HAWA CHURCH COLLEGE OF HAWAII	1	1	1	1	1	1	1	1	1	1	1	1	1	1
HAWA UNIV HAWAII MAIN CAMPUS	1	1	1	1	1	1	1	1	1	1	1	1	1	1
IDA NORTHWEST NAZARENE COL	1	1	1	1	1	1	1	1	1	1	1	1	1	1
IDA UNIVERSITY OF IDAHO	2	1	1	1	1	1	1	1	1	1	1	1	1	1
ILL AUGUSTANA COLLEGE	1	1	1	1	1	1	1	1	1	1	1	1	1	1
ILL BARAT COL OF SACRED HEART	1	4	1	1	1	1	1	1	1	1	1	1	1	1
ILL CHICAGO STATE COLLEGE	1	1	1	1	1	1	1	1	1	1	1	1	1	1

TABLE 4.---BACHELOR'S, MASTER'S, AND DOCTOR'S DEGREES CONFERRED IN INSTITUTIONS OF HIGHER EDUCATION, BY SEX OF STUDENT, FIELD OF STUDY, STATE OR OTHER AREA, AND INSTITUTION; AGGREGATE UNITED STATES, 1968-69 --CONTINUED

FIELD OF STUDY, STATE OR OTHER AREA, AND INSTITUTION	BACHELOR'S DEGREES REQUIRING 4 OR 5 YEARS		MASTER'S DEGREES		DOCTOR'S DEGREES (PH.D., ED.D., ETC.)		BACHELOR'S DEGREES REQUIRING 4 OR 5 YEARS		MASTER'S DEGREES		DOCTOR'S DEGREES (PH.D., ED.D., ETC.)	
	2	3	4	5	6	7	2	3	4	5	6	7
	MEN	WOMEN	MEN	WOMEN	MEN	WOMEN	MEN	WOMEN	MEN	WOMEN	MEN	WOMEN
BROAD GEN & MISC FIELDS TOTAL	(CONTINUED)						(CONTINUED)					
KANS UNIVERSITY OF KANSAS	22	22	-	-	-	-	-	1	-	-	-	-
KANS WASHURN UNIV OF TOPEKA	4	-	-	-	-	-	-	1	-	-	-	-
KY UNIV KY MAIN CAMPUS	15	9	6	3	-	-	7	-	-	-	-	-
KY UNIVERSITY OF LOUISVILLE	8	4	-	-	-	-	4	1	2	-	-	-
KY WSTRN KENTUCKY UNIVERSITY	3	-	-	-	-	-	-	-	-	-	-	-
LA CENTENARY COLLEGE	2	1	-	-	-	-	5	-	1	-	-	-
LA ST U BATON ROUGE	73	15	-	-	-	-	25	-	-	-	-	-
LA LOYOLA UNIVERSITY	22	3	-	-	-	-	7	-	-	-	-	-
LA STHSTRN LOUISIANA COL	-	-	-	-	-	-	9	-	-	-	-	-
LA TULANE UNIV OF LOUISIANA	-	-	1	1	-	-	67	47	-	-	-	-
ME NASSON COLLEGE	1	-	5	3	-	-	-	-	-	-	-	-
ME RICHER COLLEGE	1	-	-	-	-	-	1	-	1	-	-	-
ME UNIV MAINE ALL CAMPUSES	18	7	-	-	-	-	5	-	-	-	-	-
MD COPP IN STATE COLLEGE	4	3	-	-	-	-	3	1	-	2	-	-
MD JOHNS HOPKINS U ALL CAM	20	3	44	73	1	3	2	2	-	-	-	-
MD MORGAN STATE COLLEGE	3	4	14	7	-	-	3	2	4	1	-	-
MD ST JOHNS COL MAIN CAMPUS	23	18	-	-	-	-	1	1	-	-	-	-
MD ST JOHNS COL SANTA FE N H	19	9	-	-	-	-	1	1	-	-	-	-
MD TOWSON STATE COLLEGE	2	2	-	-	-	-	-	-	-	-	-	-
MD UNIV MD MAIN CAMPUS	27	32	-	-	-	-	47	1	1	-	-	-
MD WASHINGTON COLLEGE	-	4	-	-	-	-	-	-	-	-	-	-
MASS AMERICAN INTRNATL COL	3	3	-	-	-	-	5	16	1	3	-	-
MASS AMHERST COLLEGE	26	-	-	-	-	-	1	1	-	-	-	-
MASS ASSUMPTION COLLEGE	9	-	-	-	-	-	15	3	9	14	-	-
MASS AUGUSTINIAN COL MERRIMAC VLY	3	6	-	-	-	-	1	4	-	-	-	-
MASS BOSTON COLLEGE	2	-	-	-	-	-	1	16	-	-	-	-
MASS BOSTON UNIVERSITY	56	39	-	-	-	-	4	-	-	-	-	-
MASS BRANDEIS UNIVERSITY	4	1	62	8	-	-	1	-	-	-	1	-
MASS CLARK UNIVERSITY	11	11	-	-	-	-	865	3	-	-	-	-
MASS EMERSON COLLEGE	37	8	-	-	-	-	3	-	-	-	-	-
MASS HARVARD UNIVERSITY	11	3	13	12	-	-	10	-	-	-	-	-
MASS HELLFIC COLLEGE	16	-	-	-	-	-	-	2	-	-	-	-
MASS LOWELL TECHNOLOGICAL INST	45	1	-	-	-	-	15	2	-	-	-	-
MASS MASS INST OF TECHNOLOGY	37	3	-	-	-	-	1	17	2	3	-	-
MASS STATE COL AT BOSTON	7	-	-	-	-	-	-	-	-	-	-	-
MASS STATE COL AT WESTFIELD	12	7	-	-	-	-	-	-	-	-	2	-
MASS NORTHEASTERN UNIVERSITY	1	5	-	-	-	-	13	7	9	1	-	-
MASS SPRINGFIELD COLLEGE	2	2	-	-	-	-	35	13	9	-	-	-
MASS WELLESLEY COLLEGE	3	3	1	-	-	-	39	38	13	17	-	-
MICH ADRIAN COLLEGE	2	3	-	-	-	-	1	2	-	-	-	-
MICH CENTRAL MICHIGAN UNIV	6	2	-	-	-	-	64	14	-	-	-	-
MICH EASTERN MICHIGAN UNIV	2	59	-	-	-	-	16	1	-	-	-	-
MICH GRAND VALLEY STATE COL	2	2	-	-	-	-	23	5	-	-	-	-
MICH HOPE COLLEGE	1	11	-	-	-	-	13	5	-	-	-	-
MICH MICH ST UNIV ALL CAMPUSES	6	46	-	-	-	-	4	-	-	-	-	-
MICH MICH TECH U MAIN CAMPUS	21	45	36	5	1	1	-	-	1	1	-	-
MICH MICH TECH U MAIN CAMPUS	2	3	-	-	-	-	-	-	11	1	-	-
MICH UNIVERSITY OF DETROIT	17	3	-	-	-	-	1	1	-	-	-	-
MICH UNIVERSITY OF MICHIGAN	22	19	20	4	-	-	7	2	-	-	-	-
MICH WAYNE STATE UNIVERSITY	79	65	8	6	13	-	1	2	-	-	-	-
MICH WESTERN MICHIGAN UNIV	5	53	11	1	-	-	1	-	8	8	-	-
MINN BEMIDJI STATE COLLEGE	3	-	-	-	-	-	-	2	-	-	-	-
MINN BETHEL COLLEGE & SEMINARY	3	-	-	-	-	-	-	1	1	-	-	-
MINN CLARKSON COL OF TECH	-	-	-	-	-	-	3	1	15	4	5	1

TABLE 1. INSTITUTIONS OF HIGHER EDUCATION, BY SEX OF STUDENT, FIELD OF STUDY, STATE OR OTHER AREA, AND INSTITUTION: AGGREGATE UNITED STATES, 1968-69 --CONTINUED

FIELD OF STUDY, STATE OR OTHER AREA, AND INSTITUTION	BACHELOR'S DEGREES REQUIRING 4 OR 5 YEARS		MASTER'S DEGREES		DOCTOR'S DEGREES (PH.D., ED.D., ETC.)		BACHELOR'S DEGREES REQUIRING 4 OR 5 YEARS		MASTER'S DEGREES		DOCTOR'S DEGREES (PH.D., ED.D., ETC.)			
	1	2	3	4	5	6	7	1	2	3	4	5	6	7
	MEN	WOMEN	MEN	WOMEN	MEN	WOMEN	MEN	MEN	WOMEN	MEN	WOMEN	MEN	WOMEN	MEN
BROAD GEN & MISC. FIELDS TOTAL (CONTINUED)	8	14	4	1	1	1	1	18	3	3	1	1	1	1
N Y COLGATE UNIVERSITY	2	2	2	2	2	2	2	8	4	4	3	3	3	3
N Y COLUMBIA UNIV MAIN DIV	2	2	2	2	2	2	2	8	4	4	3	3	3	3
N Y COLUMBIA UNIV BARNARD COL	2	2	2	2	2	2	2	8	4	4	3	3	3	3
N Y COLUMBIA UNIV TCNRS COL	2	2	2	2	2	2	2	8	4	4	3	3	3	3
N Y CORNELL UNIV ALL CAMPUSES	5	12	1	1	1	1	1	20	7	7	1	1	1	1
N Y FRIENDS WORLD COLLEGE	2	2	2	2	2	2	2	8	4	4	3	3	3	3
N Y HOFSTRA UNIVERSITY	3	13	1	1	1	1	1	38	14	14	10	7	2	2
N Y HOUGHTON COLLEGE	2	2	2	2	2	2	2	8	4	4	3	3	3	3
N Y LE MOYNE COLLEGE	2	2	2	2	2	2	2	8	4	4	3	3	3	3
N Y LE MOYNE COLLEGE	2	2	2	2	2	2	2	8	4	4	3	3	3	3
N Y NEW SCH FOR SOC RESEARCH	11	8	10	5	5	5	5	36	13	13	9	9	9	9
N Y NEW YORK UNIVERSITY	8	6	14	27	2	2	2	36	13	13	9	9	9	9
N Y POLYTECHNIC INST BROOKLYN	4	4	6	6	6	6	6	24	9	9	6	6	6	6
N Y PRATT INST	11	1	1	1	1	1	1	36	9	9	6	6	6	6
N Y RENSSELAER POLY MAIN CAM	2	2	2	2	2	2	2	8	4	4	3	3	3	3
N Y ROBERTS WESLEYAN COLLEGE	2	2	2	2	2	2	2	8	4	4	3	3	3	3
N Y ROCHESTER INST TECHNOLOGY	22	2	2	2	2	2	2	88	34	34	25	15	6	6
N Y ROCKFELLER UNIVERSITY	2	2	2	2	2	2	2	8	4	4	3	3	3	3
N Y SARAH LAWRENCE COLLEGE	2	2	2	2	2	2	2	8	4	4	3	3	3	3
N Y SUNY STATE UNIV ALBANY	9	3	3	3	3	3	3	36	13	13	9	9	9	9
N Y SUNY ST U BUFLO MAIN CAM	4	4	4	4	4	4	4	16	6	6	4	4	4	4
N Y SUNY ST U STONY BRK MAIN	4	4	4	4	4	4	4	16	6	6	4	4	4	4
N Y SUNY COLLEGE BROCKPORT	22	18	4	2	2	2	2	88	34	34	25	15	6	6
N Y SUNY COLLEGE RUFFALO	4	5	1	1	1	1	1	16	6	6	4	4	4	4
N Y SUNY COLLEGE CORTLAND	3	3	3	3	3	3	3	12	4	4	3	3	3	3
N Y SUNY COLLEGE FREDONIA	3	3	3	3	3	3	3	12	4	4	3	3	3	3
N Y SUNY COLLEGE GENESECO	4	4	4	4	4	4	4	16	6	6	4	4	4	4
N Y SUNY COLLEGE NEH PALTZ	1	2	2	2	2	2	2	8	3	3	2	2	2	2
N Y SUNY COLLEGE ONEONTA	13	6	4	4	4	4	4	52	19	19	13	6	6	6
N Y SUNY COLLEGE PLATTSBURGH	1	1	1	1	1	1	1	4	1	1	1	1	1	1
N Y SUNY COLLEGE POTSDAM	6	4	1	1	1	1	1	24	9	9	6	4	4	4
N Y SYRACUSE U MAIN CAMPUS	10	31	56	11	11	11	11	40	10	10	2	2	2	2
N Y SYRACUSE UNIV UTICA COL	3	3	3	3	3	3	3	12	4	4	3	3	3	3
N Y UNION COLLEGE	49	2	2	2	2	2	2	196	75	75	56	21	21	21
N Y UNIVERSITY OF ROCHESTER	92	85	3	3	3	3	3	368	142	142	104	39	39	39
N Y YASSAR COLLEGE	1	1	1	1	1	1	1	4	1	1	1	1	1	1
N C APPALACHIAN ST UNIVERSITY	1	1	1	1	1	1	1	4	1	1	1	1	1	1
N C CAMPBELL COLLEGE	4	1	1	1	1	1	1	16	6	6	4	4	4	4
N C EAST CAROLINA U ALL CAM	7	6	1	1	1	1	1	28	10	10	7	6	6	6
N C LEWIS-BRYNE COLLEGE	3	3	3	3	3	3	3	12	4	4	3	3	3	3
N C ST ANDREWS PRESBY COL	4	3	3	3	3	3	3	16	6	6	4	4	4	4
N C UNIV OF NC AT CHARL HILL	18	3	6	1	1	1	1	72	27	27	18	6	6	6
N C WARREN WILSON COLLEGE	1	3	3	3	3	3	3	4	1	1	1	1	1	1
N D DICKINSON STATE COLLEGE	5	5	5	5	5	5	5	20	7	7	5	5	5	5
N D NORTH DAKOTA STATE UNIV	27	5	8	1	1	1	1	108	39	39	27	8	8	8
N D UNIV N DAK MAIN CAMPUS	5	5	5	5	5	5	5	20	7	7	5	5	5	5
N D UNIV N DAK ELLENDALE CTR	5	5	5	5	5	5	5	20	7	7	5	5	5	5
OHIO BALDWIN-WALLACE COLLEGE	1	1	1	1	1	1	1	4	1	1	1	1	1	1
OHIO Bowling GRN ST U ALL CAM	6	7	7	7	7	7	7	24	9	9	6	7	7	7
OHIO CAPITAL UNIVERSITY	2	2	2	2	2	2	2	8	3	3	2	2	2	2
OHIO CASE WESTERN RESERVE UNIV	16	6	1	1	1	1	1	64	24	24	16	6	6	6
OHIO CLEVELAND STATE UNIV	1	1	1	1	1	1	1	4	1	1	1	1	1	1
OHIO FINDLAY COLLEGE	2	2	2	2	2	2	2	8	3	3	2	2	2	2

TABLE 4.—BACHELOR'S, MASTER'S, AND DOCTOR'S DEGREES CONFERRED IN INSTITUTIONS OF HIGHER EDUCATION, BY SEX OF STUDENT, FIELD OF STUDY, STATE OR OTHER AREA, AND INSTITUTION: AGGREGATE UNITED STATES, 1968-69 --CONTINUED

FIELD OF STUDY, STATE OR OTHER AREA, AND INSTITUTION	BACHELOR'S DEGREES REQUIRING 4 OR 5 YEARS		MASTER'S DEGREES		DOCTOR'S DEGREES (PH.D., ED.D., ETC.)		BACHELOR'S DEGREES REQUIRING 4 OR 5 YEARS		MASTER'S DEGREES		DOCTOR'S DEGREES (PH.D., ED.D., ETC.)	
	Men	Women	Men	Women	Men	Women	Men	Women	Men	Women	Men	Women
	2	3	4	5	6	7	2	3	4	5	6	7
BROAD GEN & MISC FIELDS TOTAL	(CONTINUED)											
PA VYLLANDVA UNIVERSITY	38	9	-	-	-	-	-	-	-	-	-	-
R I BARRINGTON COLLEGE	2	1	-	-	-	-	-	-	-	-	-	-
R I BROOKN UNIVERSITY	9	5	-	-	-	-	-	-	-	-	-	-
R I PROVIDENCE COLLEGE	78	13	-	-	-	-	-	-	-	-	-	-
S C CLAPLIN COLLEGE	21	33	-	-	-	-	-	-	-	-	-	-
S C CLENSON UNIV ALL CAMPUSES	78	33	-	-	-	-	-	-	-	-	-	-
S C ERSKINE COLLEGE	1	-	-	-	-	-	-	-	-	-	-	-
S C PRESBYTERIAN COLLEGE	13	6	-	-	-	-	-	-	-	-	-	-
S D BLACK HILLS STATE COLLEGE	1	-	-	-	-	-	-	-	-	-	-	-
S D NORTHERN STATE COLLEGE	1	-	-	-	-	-	-	-	-	-	-	-
TENN FISK UNIVERSITY	-	-	21	6	-	-	-	-	-	-	-	-
TENN GEORGE REARDY COL TCNRS	-	-	2	1	-	-	-	-	-	-	-	-
TENN LEE COLLEGE	8	3	-	-	-	-	-	-	-	-	-	-
TENN MIDDLE TENNESSEE ST UNIV	3	2	-	-	-	-	-	-	-	-	-	-
TENN UNIVERSITY OF THE SOUTH	10	64	-	-	-	-	-	-	-	-	-	-
TENN UNIV OF TENN ALL CAMPUSES	68	64	-	-	-	-	-	-	-	-	-	-
TEX BAYLOR UNIV MAIN CAMPUS	-	-	3	2	-	-	-	-	-	-	-	-
TEX EAST TEXAS STATE UNIV	7	5	-	-	-	-	-	-	-	-	-	-
TEX LAMAR STATE COL TECH	4	2	-	-	-	-	-	-	-	-	-	-
TEX MIDWESTERN UNIVERSITY	2	1	-	-	-	-	-	-	-	-	-	-
TEX ST EDWARDS UNIVERSITY	1	-	-	-	-	-	-	-	-	-	-	-
TEX TEXAS CHRISTIAN UNIV	1	-	-	-	-	-	-	-	-	-	-	-
TEX TEXAS TECHNOLOGICAL COL	13	1	-	-	-	-	-	-	-	-	-	-
TEX UNIVERSITY OF DALLAS	7	1	-	-	-	-	-	-	-	-	-	-
TEX UNIVERSITY OF HOUSTON	1	-	-	-	-	-	-	-	-	-	-	-
TEX UNIVERSITY OF ST THOMAS	14	2	-	-	-	-	-	-	-	-	-	-
TEX UNIV TEXAS AT AUSTIN	31	17	-	-	-	-	-	-	-	-	-	-
UTAH BRIGHAM YOUNG UNIVERSITY	126	34	9	2	1	-	-	-	-	-	-	-
UTAH UNIV OF UTAH	4	1	-	-	-	-	-	-	-	-	-	-
UTAH UNIV ST UNIV MAIN CAMPUS	2	-	-	-	-	-	-	-	-	-	-	-
VT RENNINGTON COLLEGE	-	3	-	-	-	-	-	-	-	-	-	-
VT CASTLETON STATE COLLEGE	4	1	-	-	-	-	-	-	-	-	-	-
VT GODDARD COLLEGE	7	1	-	-	-	-	-	-	-	-	-	-
VT JOHNSON STATE COLLEGE	5	1	-	-	-	-	-	-	-	-	-	-
VT LYNDON STATE COLLEGE	6	-	-	-	-	-	-	-	-	-	-	-
VT MARK HOPKINS COLLEGE	1	-	-	-	-	-	-	-	-	-	-	-
VT MIDDLEBURY COLLEGE	1	-	-	-	-	-	-	-	-	-	-	-
VT ST MICHAELS COLLEGE	1	1	-	-	-	-	-	-	-	-	-	-
VA COL WM & MARY MAIN CAMPUS	6	1	8	10	-	-	-	-	-	-	-	-
VA FASTERK MEMMONETE COLLEGE	1	-	-	-	-	-	-	-	-	-	-	-
VA MADISON COLLEGE	1	-	-	-	-	-	-	-	-	-	-	-
VA RANDOLPH MACON COLLEGE	9	-	-	-	-	-	-	-	-	-	-	-
VA ST PAULS COLLEGE	4	2	-	-	-	-	-	-	-	-	-	-
VA STRATFORD COLLEGE	42	-	-	-	-	-	-	-	-	-	-	-
VA UNIVERSITY OF RICHMOND	8	1	-	-	-	-	-	-	-	-	-	-
VA VA COMMONWEALTH UNIV ALL CAM	1	-	1	1	-	-	-	-	-	-	-	-
VA VIRGINIA POLY INSTITUTE	21	6	-	-	-	-	-	-	-	-	-	-
VA VA STATE COL MAIN CAMPUS	-	-	5	4	-	-	-	-	-	-	-	-
VA VIRGINIA UNION UNIVERSITY	1	-	-	-	-	-	-	-	-	-	-	-
VA WASHINGTON & LEE UNIV	16	8	-	-	-	-	-	-	-	-	-	-
WASH EASTERN WASHINGTON ST COL	1	-	-	-	-	-	-	-	-	-	-	-
WASH SEATTLE UNIVERSITY	2	2	-	-	-	-	-	-	-	-	-	-

TABLE 4.--BACHELOR'S, MASTER'S, AND DOCTOR'S DEGREES CONFERRED IN INSTITUTIONS OF HIGHER EDUCATION, BY SEX OF STUDENT, FIELD OF STUDY, STATE OR OTHER AREA, AND INSTITUTION: AGGREGATE UNITED STATES, 1968-69 --CONTINUED

FIELD OF STUDY, STATE OR OTHER AREA, AND INSTITUTION	BACHELOR'S DEGREES REQUIRING 4 OR 5 YEARS		MASTER'S DEGREES		DOCTOR'S DEGREES (PH.D., ED.D., ETC.)		BACHELOR'S DEGREES REQUIRING 4 OR 5 YEARS		MASTER'S DEGREES		DOCTOR'S DEGREES (PH.D., ED.D., ETC.)			
	1	2	3	4	5	6	7	1	2	3	4	5	6	7
	MEN	WOMEN	MEN	WOMEN	MEN	WOMEN	MEN	MEN	WOMEN	MEN	WOMEN	MEN	WOMEN	MEN
(CONTINUED)														
ARTS, GENERAL PROGRAM														
FLA ST LEO COLLEGE														
FLA UNIV OF SOUTH FLORIDA														
GA EMORY UNIV ALL CAMPUSES														
GA UNIVERSITY OF GEORGIA														
HAWAII CHAMBERLAIN COL OF HONOLULU														
IDA UNIVERSITY OF IDAHO														
ILL AUGUSTANA COLLEGE														
ILL BARAT COL OF SACRED HEART														
ILL EUREKA COLLEGE														
ILL GEORGE WILLIAMS COLLEGE														
ILL NORTH CENTRAL COLLEGE														
ILL UNIVERSITY OF CHICAGO														
IND BALL STATE UNIVERSITY														
IND DEPAUM UNIVERSITY														
IND INDIANA STATE UNIVERSITY														
IND ST MARYS COLLEGE														
IND UNIV OF EVANSVILLE														
IND UNIVERSITY OF NOTRE DAME														
IOWA HORNINGSIDE COLLEGE														
IOWA WESTMAR COLLEGE														
KANS BETHANY COLLEGE														
KANS KANS ST COL OF PITTSBURG														
KANS KANSAS ST U AG & APP SCI														
KANS UNIVERSITY OF KANSAS														
KY UNIV KY MAIN CAMPUS														
KY UNIVERSITY OF LOUISVILLE														
ME MASSON COLLEGE														
MD JOHN HOPKINS U ALL CAM														
MD MORGAN STATE COLLEGE														
MD ST JOHNS COL SANTA FE N M														
MD WASHINGTON COLLEGE														
MASS BOSTON UNIVERSITY														
MASS CLARK UNIVERSITY														
MASS HELLENIC COLLEGE														
MASS WELLESLEY COLLEGE														
MICH HOPE COLLEGE														
MICH MICH ST UNIV ALL CAMPUSES														
MICH WYOMING STATE UNIVERSITY														
MICH WESTERN MICHIGAN UNIV														
MINN BETHEL COLLEGE & SEMINARY														
MINN COLLEGE OF ST CATHERINE														
MINN ST PAUL SEMINARY														
MISS MISSISSIPPI STATE UNIV														
MONT UNIVERSITY OF MONTANA														
N H UNIV OF NEW HAMPSHIRE														
N J RUTGERS THE ST U ALL CAM														
N J ST PETERS COLLEGE														
N Y FRIENDS WORLD COLLEGE														
N Y NEW SCH FOR SOC RESEARCH														
N Y SUNY ST U RUFLO MAIN CAM														
N Y SUNY ST U STONY BRK MAIN														
N Y SUNY COLLEGE RUFFALO														
N Y SYRACUSE U MAIN CAMPUS														
(CONTINUED)														
ARTS, GENERAL PROGRAM														
ALA ALABAMA A & M COLLEGE														
ALA ALABAMA COLLEGE														
ALA AUBURN UNIV														
ALA BIRMINGHAM SOUTHERN COL														
ALA LIVINGSTON UNIVERSITY														
ALA TRIV ST COL ALL CAMPUSES														
ALAS U OF ALAS ALL CAMPUSES														
ARIZ ARIZONA STATE UNIVERSITY														
ARK ARKANSAS POLYTECHNIC COL														
ARY COLLEGE OF THE OZARKS														
ARK HARDING COL MAIN CAMPUS														
ARK HENDERSON STATE COLLEGE														
ARK STATE COLLEGE OF ARK														
ARK UNIV ARK MAIN CAMPUS														
CAL CHICO STATE COLLEGE														

TABLE 4. ---BACHELOR'S, MASTER'S, AND DOCTOR'S DEGREES CONFERRED IN INSTITUTIONS OF HIGHER EDUCATION, BY SEX OF STUDENT, FIELD OF STUDY, STATE OR OTHER AREA, AND INSTITUTION: AGGREGATE UNITED STATES, 1968-69 --CONTINUED

FIELD OF STUDY, STATE OR OTHER AREA, AND INSTITUTION	BACHELOR'S DEGREES REQUIRING 4 OR 5 YEARS		MASTER'S DEGREES		DOCTOR'S DEGREES (PH.D., ED.D., ETC.)		BACHELOR'S DEGREES REQUIRING 4 OR 5 YEARS		MASTER'S DEGREES		DOCTOR'S DEGREES (PH.D., ED.D., ETC.)			
	1	2	3	4	5	6	7	1	2	3	4	5	6	7
	MEN	WOMEN	MEN	WOMEN	MEN	WOMEN	MEN	MEN	WOMEN	MEN	WOMEN	MEN	WOMEN	MEN
SCIENCE, GENERAL PROGRAM														
MO WEBSTER COLLEGE	1	1	1	9	14	1	1	OHIO BOHLING GRN ST U ALL CAM	6	7	1	1	1	1
MO MONTGOMERY COLLEGE	4	4	4	4	4	4	4	OHIO CASE WESTERN RESERVE UNIV	15	1	1	1	1	1
NEBR MIDLAND LUTHERAN COLLEGE	1	1	1	1	1	1	1	OHIO CLEVELAND STATE UNIV	2	1	1	1	1	1
NEBR NEBRASKA WESLEYAN UNIV	16	16	16	16	16	16	16	OHIO FINDLAY COLLEGE	18	3	1	1	1	1
NEBR PERU STATE COLLEGE	1	1	1	1	1	1	1	OHIO HIRAM COLLEGE	20	7	1	1	1	1
NEBR UNIV NEBRASKA MAIN CAMPUS	4	4	4	4	4	4	4	OHIO OHIO ST UNIV ALL CAMPUSES	19	9	1	1	1	1
NEV NEVADA SOUTHERN UNIV	3	3	3	3	3	3	3	OHIO OHIO UNIV ALL CAMPUSES	1	7	1	1	1	1
NH NOTRE DAME COLLEGE	2	2	2	2	2	2	2	OHIO RIO GRANDE COLLEGE	3	2	1	1	1	1
NH ST ANSELMS COLLEGE	15	15	15	15	15	15	15	OHIO UNIV OF AKRON	3	2	1	1	1	1
NJ ALMA WHITE COLLEGE	1	1	1	1	1	1	1	OHIO U CINCINNATI MAIN CAMPUS	1	1	1	1	1	1
NJ GLASSBORO STATE COLLEGE	13	13	13	13	13	13	13	OHIO UNIV OF TOLEDO	3	1	1	1	1	1
NJ JERSEY CITY STATE COLLEGE	35	35	35	35	35	35	35	OHIO URBANA COLLEGE	9	1	1	1	1	1
NJ MONTCLAIR STATE COLLEGE	38	38	38	38	38	38	38	OHIO XAVIER UNIV	36	1	1	1	1	1
NJ RUTGERS THE ST U ALL CAM	60	60	60	60	60	60	60	OKLA CENTRAL STATE COLLEGE	2	4	1	1	1	1
NJ ST PETERS COLLEGE	13	13	13	13	13	13	13	OKLA NORTHEASTERN STATE COL	2	1	1	1	1	1
NJ SETON HALL UNIVERSITY	2	2	2	2	2	2	2	OKLA NORTHWESTERN STATE COL	6	1	2	2	2	2
NJ TRENTON STATE COLLEGE	13	13	13	13	13	13	13	OKLA OKLA ST UNIV MAIN CAMPUS	14	10	19	19	19	19
NM COLLEGE OF SANTA FE	4	4	4	4	4	4	4	OKLA SOUTHWESTERN STATE COL	12	4	6	6	6	6
NM EASTERN NEW MEX U ALL CAM	1	1	1	1	1	1	1	OKLA SOUTHWESTERN STATE COL	5	17	10	10	10	10
NM NEW MEXICO HIGH AMOS UNIV	1	1	1	11	1	1	1	OKLA UNIV OKLA ALL CAMPUSES	50	13	5	5	5	5
NM NEW MEX INST MINING & TECH	7	7	7	7	7	7	7	OREG EASTERN OREGON COLLEGE	11	1	1	1	1	1
NM UNIVERSITY OF NEW MEXICO	1	1	1	1	1	1	1	OREG LEWIS & CLARK COLLEGE	12	1	1	1	1	1
NM CANISTOTUS COLLEGE	1	1	1	1	1	1	1	OREG MARYLHURST COLLEGE	1	1	2	2	2	2
NY CUNY BROOKLYN COLLEGE	1	1	1	8	8	8	8	OREG OREGON COLLEGE OF EDUC	1	35	80	80	80	80
NY CUNY QUEENS COLLEGE	4	4	4	4	4	4	4	OREG OREGON STATE UNIV	139	1	1	1	1	1
NY CLARKSON COL OF TECH	15	15	15	15	15	15	15	OREG PORTLAND STATE COLLEGE	47	15	5	5	5	5
NY COLGATE UNIVERSITY	14	14	14	14	14	14	14	OREG SOUTHERN OREGON COLLEGE	11	4	4	4	4	4
NY HOFSTRA UNIVERSITY	3	3	3	3	3	3	3	OREG UNIV OREGON MAIN CAMPUS	69	15	2	2	2	2
NY HOUGHTON COLLEGE	2	2	2	2	2	2	2	PA ALLEGHENY COLLEGE	1	1	1	1	1	1
NY LE MOYNE COLLEGE	8	8	8	8	8	8	8	PA ALLENWYN COL ST FR D SALS	1	1	1	1	1	1
NY NEW YORK UNIVERSITY	7	7	7	7	7	7	7	PA GANNON COLLEGE	41	1	1	1	1	1
NY RENSSELAER POLY MAIN CAM	2	2	2	20	2	2	2	PA INDIANA U OF PA ALL CAM	1	1	1	1	1	1
NY ROBERTS WESLEYAN COLLEGE	9	9	9	9	9	9	9	PA LEHIGH UNIVERSITY	27	1	1	1	1	1
NY SUNY STATE UNIV ALBANY	3	3	3	3	3	3	3	PA BLOOMSBURG STATE COLLEGE	2	6	1	1	1	1
NY SUNY ST U BUFLO MAIN CAM	1	1	1	20	15	4	4	PA CHEYNEY STATE COLLEGE	12	6	1	1	1	1
NY SUNY COLLEGE BROCKPORT	17	17	17	17	17	17	17	PA EAST STRONDSBURG ST COL	1	1	1	1	1	1
NY SUNY COLLEGE BUFFALO	3	3	3	3	3	3	3	PA EDINBORO STATE COLLEGE	21	6	12	12	12	12
NY SUNY COLLEGE CORTLAND	4	4	4	4	4	4	4	PA KUTZTOWN STATE COLLEGE	1	1	1	1	1	1
NY SUNY COLLEGE GENESEO	1	1	1	1	1	1	1	PA LOCK HAVEN STATE COLLEGE	1	2	1	1	1	1
NY SUNY COLLEGE ONEONTA	13	13	13	13	13	13	13	PA MILLERSVILLE STATE COL	22	2	1	1	1	1
NY SUNY COLLEGE PLATTSBURGH	1	1	1	1	1	1	1	PA PENN ST UNIV ALL CAMPUSES	135	19	1	1	1	1
NY SUNY COLLEGE POTSDAM	6	6	6	6	6	6	6	PA TEMPLE UNIVERSITY	4	2	1	1	1	1
NY SYRACUSE U MAIN CAMPUS	1	1	1	50	6	5	5	PA UNIV OF PENNSYLVANIA	25	1	1	1	1	1
NY UNION COLLEGE	41	41	41	41	41	41	41	PA UNIV PITTSBG ALL CAMPUSES	15	1	1	1	1	1
NC APPALACHIAN ST UNIVERSITY	4	4	4	4	4	4	4	PA VILLANOVA UNIVERSITY	2	1	1	1	1	1
NC CAMPBELL COLLEGE	7	7	7	7	7	7	7	RI BARRINGTON COLLEGE	2	1	1	1	1	1
NC EAST CAROLINA U ALL CAM	3	3	3	3	3	3	3	RI PROVIDENCE COLLEGE	40	13	1	1	1	1
NC LE NOIR-RHYNE COLLEGE	3	3	3	3	3	3	3	SC CLARIN COLLEGE	21	1	1	1	1	1
NC ST ANDREWS PRESBY COL	4	4	4	4	4	4	4	SC ERSKINE COLLEGE	1	1	1	1	1	1
NC DICKINSON STATE COLLEGE	5	5	5	5	5	5	5	SC PRESBYTERIAN COLLEGE	1	1	1	1	1	1
ND NORTH DAKOTA STATE UNIV	27	27	27	27	27	27	27	SD BLACK HILLS STATE COLLEGE	13	6	1	1	1	1
ND UNIV N DAK MAIN CAMPUS	5	5	5	5	5	5	5	SD NORTHERN STATE COLLEGE	1	1	1	1	1	1
ND UNIV N DAK ELLENDALE CTR	5	5	5	5	5	5	5	TENN FISK UNIVERSITY	1	1	21	21	21	21

TABLE 4.---BACHELOR'S, MASTER'S, AND DOCTOR'S DEGREES CONFERRED IN INSTITUTIONS OF HIGHER EDUCATION, BY SEX OF STUDENT, FIELD OF STUDY, STATE OR OTHER AREA, AND INSTITUTION: AGGREGATE UNITED STATES, 1968-69 --CONTINUED

FIELD OF STUDY, STATE OR OTHER AREA, AND INSTITUTION	BACHELOR'S DEGREES REQUIRING 4 OR 5 YEARS		MASTER'S DEGREES		DOCTOR'S DEGREES (PH.D., ED.D., ETC.)		BACHELOR'S DEGREES REQUIRING 4 OR 5 YEARS		MASTER'S DEGREES		DOCTOR'S DEGREES (PH.D., ED.D., ETC.)	
	2	3	4	5	6	7	2	3	4	5	6	7
	MEN	WOMEN	MEN	WOMEN	MEN	WOMEN	MEN	WOMEN	MEN	WOMEN	MEN	WOMEN
1	(CONTINUED)											
SCIENCES, GENERAL PROGRAM	(CONTINUED)											
TENN GEORGE PEABODY COL TCHRS	8	-	2	1	-	-	3	-	-	-	-	-
TENN LEE COLLEGE	-	-	-	-	-	-	1	-	-	-	-	-
TENN MIDDLE TENNESSEE ST UNIV	3	2	3	1	-	-	3	2	-	-	-	-
TENN UNIV OF TENN ALL CAMPUSES	68	64	-	-	-	-	-	-	-	-	-	-
TEX EAST TEXAS STATE UNIV	4	2	4	-	-	-	-	-	-	-	-	-
TEX LAHAR STATE COL TECH	7	5	-	-	-	-	-	-	-	-	-	-
TEX MIDWESTERN UNIVERSITY	2	1	-	-	-	-	-	1	-	-	-	-
TEX ST EDWARDS UNIVERSITY	1	-	-	-	-	-	-	22	24	-	-	-
TEX TEXAS CHRISTIAN UNIV	1	-	-	-	-	-	1	1	-	-	-	-
TEX TEXAS TECHNOLOGICAL COL	1	-	-	-	-	-	1	5	-	-	-	-
TEX UNIVERSITY OF HOUSTON	1	-	-	-	-	-	-	1	5	-	-	-
UTAH UNIV OF UTAH	3	-	-	-	-	-	-	5	-	-	-	-
VT CASTLETON STATE COLLEGE	4	1	-	-	-	-	-	8	-	-	-	-
VT JOHNSON STATE COLLEGE	7	1	-	-	-	-	-	13	-	-	-	-
VT LYNDON STATE COLLEGE	5	-	-	-	-	-	38	5	1	3	-	-
VA COL WM & MARY MAIN CAMPUS	1	1	-	-	-	-	2	1	-	-	-	-
VA EASTERN Mennonite COLLEGE	6	2	-	-	-	-	1	-	-	-	-	-
VA MADISON COLLEGE	-	1	1	1	-	-	-	-	-	-	-	-
VA RANDOLPH MACON COLLEGE	9	3	-	-	-	-	15	11	-	-	-	-
VA ST PAULS COLLEGE	4	3	-	-	-	-	3	2	-	-	-	-
VA VA COMMONWLT UNIV ALL CAM	8	1	-	-	-	-	36	36	-	-	-	-
VA VIRGINIA POLY INSTITUTE	21	6	-	-	-	-	2	6	-	-	-	-
VA VA STATE COL MAIN CAMPUS	-	1	5	4	-	-	1	-	-	-	-	-
VA VIRGINIA UNION UNIVERSITY	1	1	-	-	-	-	1	19	-	-	-	-
VA WASHINGTON & LEE UNIV	1	1	-	-	-	-	3	3	-	-	-	-
WASH EASTERN WASHINGTON ST COL	12	7	-	-	-	-	73	15	-	-	-	-
WASH UNIV OF PUGET SOUND	-	-	7	5	-	-	22	3	-	-	-	-
WASH UNIVERSITY OF WASHINGTON	-	2	-	-	-	-	1	-	-	-	-	-
WASH WASHINGTON STATE UNIV	34	15	-	-	-	-	9	12	3	4	1	1
WASH WESTERN WASHINGTON ST COL	6	17	-	-	-	-	43	40	-	-	-	-
WASH WHITWORTH COLLEGE	1	1	-	-	-	-	1	1	-	-	-	-
W VA MARSHALL UNIV ALL CAMPUSES	12	11	-	-	-	-	1	1	-	-	-	-
W VA MORRIS HARVEY COLLEGE	2	-	-	-	-	-	4	3	-	-	-	-
W VA VA UNIV ALL CAMPUSES	-	3	-	-	-	-	23	10	-	-	-	-
WIS ALVERNO COLLEGE	-	3	-	-	-	-	237	32	-	-	-	-
WIS LAWRENCE U INST PAPER CHEM	-	-	7	-	-	-	26	-	-	-	-	-
WIS MILTON COLLEGE	1	-	-	-	-	-	3	6	-	-	-	-
WIS U OF WIS MADISON	6	6	-	-	-	-	2	-	-	-	-	-
WIS WIS STATE UNIV LA CROSSE	-	1	9	1	-	-	11	10	-	-	-	-
WIS WIS STATE UNIV OSHKOSH	3	1	-	-	-	-	37	4	-	-	-	-
WIS WIS STATE UNIV RIVER FALLS	4	-	-	-	-	-	1	15	-	-	-	-
WIS WIS STATE UNIV STEVENS PNT	7	3	-	-	-	-	-	5	-	-	-	-
WIS WIS STATE UNIV WHITEMATER	4	-	-	-	-	-	2	3	-	-	-	-
WYO UNIVERSITY OF WYOMING	14	6	32	1	-	-	32	28	-	-	-	-
P R U PUERTO RICO ALL CAMPUSES	46	10	-	-	-	-	47	-	-	-	-	-
ARTS AND SCIENCES, GENERAL PROGRAM	2,337	866	35	35	11	2	845	3	-	-	-	-
ARTZ PRESCOTT COLLEGE	1	1	-	-	-	-	1	2	-	-	-	-
ARK UNIVERSITY OF ARIZONA	4	7	-	-	-	-	1	8	-	-	-	-
ARK LITTLE ROCK UNIVERSITY	1	1	-	-	-	-	3	1	-	-	-	-
CAL SACRAMENTO STATE COLLEGE	30	32	-	-	-	-	2	10	3	14	-	-
CAL SAN DIEGO ST COL MAIN CAM	89	32	-	-	-	-	4	-	-	-	-	-
CAL COLLEGE OF NOTRE DAME	1	2	-	-	-	-	11	1	-	-	-	-
CAL PACIFIC COLLEGE	3	1	-	-	-	-	-	147	-	-	-	-
CAL COLLEGE OF NOTRE DAME	1	2	-	-	-	-	92	45	-	-	-	-

TABLE 4.--BACHELOR'S, MASTER'S, AND DOCTOR'S DEGREES CONFERRED IN INSTITUTIONS OF HIGHER EDUCATION, BY SEX OF STUDENT, FIELD OF STUDY, STATE OR OTHER AREA, AND INSTITUTION: AGGREGATE UNITED STATES, 1968-69 --CONTINUED

ARTS AND SCIENCES, GENERAL PROGRAM	BACHELOR'S DEGREES REQUIRING 4 OR 5 YEARS		MASTER'S DEGREES		DOCTOR'S DEGREES (PH.D., ED.D., ETC.)		BACHELOR'S DEGREES REQUIRING 4 OR 5 YEARS		MASTER'S DEGREES		DOCTOR'S DEGREES (PH.D., ED.D., ETC.)	
	2	3	4	5	6	7	2	3	4	5	6	7
	(CONTINUED)											
OHIO CAPITAL UNIVERSITY	2	-	-	-	-	-	1A	2	-	-	-	-
OKLA UNIV OKLA ALL CAMPUSES	9	5	-	-	-	-	2	2	-	-	-	
OREG EASTERN OREGON COLLEGE	5	5	-	-	-	-	2	2	-	-	-	
OREG OREGON COLLEGE OF EDUC	39	10	-	-	-	-	92	78	-	-	11	
OREG OREGON STATE UNIVERSITY	27	13	-	-	-	-	-	-	-	-	2	
OREG SOUTHERN OREGON COLLEGE	15	20	8	5	-	-	2	1	-	-	-	
PA CARNEGIE-MELLON UNIV	-	-	2	-	-	-	-	-	-	-	-	
PA MOHAWICK COL MAIN CAMPUS	-	1	-	-	-	-	1	-	-	-	-	
PA LOCK HAVEN STATE COLLEGE	13	4	-	-	-	-	7	3	1	1	-	
PA PENN ST UNIV ALL CAMPUSES	16A	69	-	-	-	-	3	1	-	-	-	
PA UNIV PITTSBG ALL CAMPUSES	7	7	-	-	-	-	-	-	5	3	-	
S C CLEMSON UNIV ALL CAMPUSES	7B	33	-	-	-	-	48	17	10	4	-	
TENN UNIVERSITY OF THE SOUTH	-	-	10	-	-	-	37	8	-	-	-	
TEX UNIVERSITY OF DALLAS	13	-	-	-	-	-	-	-	-	-	1	
WASH EASTERN WASHINGTON ST COL	1	-	-	-	-	-	-	3	-	-	-	
WASH UNIVERSITY OF WASHINGTON	6	44	-	-	-	-	17	3	-	-	-	
WIS U OF WIS MILWAUKEE	7	6	-	-	-	-	10	8	13	1	6	
U S AIR FORCE ACADEMY	85	-	-	-	-	-	25	4	-	-	-	
P R U PUERTO RICO ALL CAMPUSES	54	38	-	-	-	-	12	16	4	1	-	
TEACHING OF ENGLISH AS A FOREIGN LANGUAGE	23	100	65	134	1	1	3	5	4	1	-	
ARIZ NORTHERN ARIZONA UNIV	-	-	-	2	-	-	5	16	1	2	-	
ARIZ UNIVERSITY OF ARIZONA	-	-	-	3	-	-	1	-	-	-	2	
CAL U OF CAL LOS ANGELES	-	-	4	3	-	-	21	-	-	-	-	
D C GEORGETOWN UNIVERSITY	-	-	5	23	-	-	8	-	-	-	-	
HAWA CHURCH COLLEGE OF HAWAII	1	1	-	-	-	-	-	-	-	-	-	
HAWA UNIV HAWAII MAIN CAMPUS	-	-	12	13	-	-	22	-	-	-	-	
ILL SOUTHERN ILL U MAIN CAMPUS	-	-	12	14	-	-	3	6	1	-	12	
IOWA UNIV OF NORTHERN IOWA	1	-	-	4	-	-	3	-	1	-	5	
MASS BOSTON UNIVERSITY	2	17	-	-	-	-	8	-	-	-	-	
N H UNIV OF NEW HAMPSHIRE	-	-	2	3	-	-	-	-	-	-	-	
N Y COLUMBIA UNIV TCRRS COL	-	-	9	34	1	1	18	5	6	1	1	
N Y NEW YORK UNIVERSITY	1	1	10	23	-	-	8	-	5	2	2	
OHIO OHIO UNIV ALL CAMPUSES	-	-	1	1	-	-	8	4	3	-	-	
PA UNIV OF PENNSYLVANIA	-	-	1	1	-	-	18	5	9	6	2	
VT ST MICHAELS COLLEGE	-	-	8	10	-	-	-	-	82	39	-	
P R INTER AMER U PR ALL CAM	1	9	-	-	-	-	-	10	-	2	1	
P R U PUERTO RICO ALL CAMPUSES	17	72	1	1	-	-	1	-	-	-	-	
INTERAREA FIELDS OF STUDY	719	375	196	86	52	13	5	2	14	8	3	
CAL CHICO STATE COLLEGE	-	1	-	-	-	-	-	-	-	-	-	
CAL HUMBOLDT STATE COLLEGE	5	1	-	-	-	-	99	17	3	2	-	
CAL SAN DIEGO ST COL MAIN CAH	-	24	-	-	-	-	55	42	15	2	1	
CAL STANISLAUS STATE COLLEGE	5	9	-	-	-	-	1	-	-	-	-	
CAL US INTERNATIONAL UNIV	8	31	-	-	-	-	7	3	-	-	-	
CAL U OF CAL BERKELEY	23	11	-	-	-	-	6	3	-	-	-	
CAL UNIV OF STHRN CALIFORNIA	-	4	-	-	2	1	-	-	-	-	7	
COLD REGIS COLLEGE	19	4	-	-	-	-	12	15	-	10	-	
COLORADO SOUTHERN COLORADO ST COL	8	3	-	-	-	-	19	-	-	-	-	
COLO UNIVERSITY OF DENVER	29	7	6	1	-	-	99	20	61	26	1	
CONN FAIRFIELD UNIVERSITY	-	-	4	-	-	-	188	99	61	20	-	
D C AMERICAN UNIVERSITY	18	6	1	-	-	-	-	-	-	-	-	
FLA FLORIDA PRESBYTERIAN COL	2	1	-	-	-	-	-	-	-	-	-	

TABLE 4.—BACHELOR'S, MASTER'S, AND DOCTOR'S DEGREES CONFERRED IN INSTITUTIONS OF HIGHER EDUCATION, BY SEX OF STUDENT, FIELD OF STUDY, STATE OR OTHER AREA, AND INSTITUTION: AGGREGATE UNITED STATES, 1968-69 —CONTINUED

FIELD OF STUDY, STATE OR OTHER AREA, AND INSTITUTION	BACHELOR'S DEGREES REQUIRING 4 OR 5 YEARS		MASTER'S DEGREES		DOCTOR'S DEGREES (PH.D., ED.D., ETC.)		BACHELOR'S DEGREES REQUIRING 4 OR 5 YEARS		MASTER'S DEGREES		DOCTOR'S DEGREES (PH.D., ED.D., ETC.)	
	2	3	4	5	6	7	2	3	4	5	6	7
	MEN	WOMEN	MEN	WOMEN	MEN	WOMEN	MEN	WOMEN	MEN	WOMEN	MEN	WOMEN
1	(CONTINUED)											
ALL OTHER FIELDS OF STUDY	8	1	—	—	—	—	—	—	—	—	—	—
ARK JOHN BROWN UNIVERSITY	1	—	—	—	—	—	—	—	—	—	—	—
CAL FRESNO ST COL MAIN CAMPUS	8	1	—	—	—	—	—	—	—	—	—	—
CAL SAN JOSE STATE COLLEGE	8	8	—	—	—	—	—	—	—	—	—	—
CAL SOUTHERN CALIFORNIA COL	2	2	—	—	—	—	—	—	—	—	—	—
CAL U OF CAL BERKELEY	—	1	3	—	—	—	—	—	—	—	—	—
CAL U OF CAL DAVIS	3	2	—	—	—	—	—	—	—	—	—	—
CAL U OF CAL LOS ANGELES	2	2	—	—	—	—	—	—	—	—	—	—
CAL U OF CAL SANTA BARBARA	2	—	—	—	—	—	—	—	—	—	—	—
D C AMERICAN UNIVERSITY	1	—	1	—	—	—	—	—	—	—	—	—
D C GALLAUDET COLLEGE	—	—	2	1	—	—	—	—	—	—	—	—
D C GEORGE WASHINGTON UNIV	3	—	—	—	—	—	—	—	—	—	—	—
HAWAII UNIV HAWAII MAIN CAMPUS	—	—	—	1	—	—	—	—	—	—	—	—
ILL UNIV ILL MED CTR CHICAGO	—	3	—	—	—	—	—	—	—	—	—	—
IND UNIVERSITY OF NOTRE DAME	—	—	1	—	—	—	—	—	—	—	—	—
IOWA CORNELL COLLEGE	1	9	—	—	2	—	—	—	—	—	—	—
IOWA UNIVERSITY OF IOWA	—	—	—	—	—	—	—	—	—	—	—	—
MD JOHNS HOPKINS U ALL CAM	—	—	1	—	—	—	—	—	—	—	—	—
MASS BOSTON UNIVERSITY	—	—	14	4	—	—	—	—	—	—	—	—
MASS HARVARD UNIVERSITY	11	3	4	2	2	—	—	—	—	—	—	—
MASS LOWELL TECHNOLOGICAL INST	45	1	—	—	—	—	—	—	—	—	—	—
MICH UNIVERSITY OF MICHIGAN	9	9	7	3	—	—	—	—	—	—	—	—
MINN U OF MINN MNPLS ST PAUL	23	3	—	—	—	—	—	—	—	—	—	—
MO ST LOUIS U ALL CAMPUSES	—	—	1	—	—	—	—	—	—	—	—	—
N H DARTMOUTH COLLEGE	—	—	—	—	—	—	—	—	—	—	—	—
N J GLASSBORO STATE COLLEGE	10	—	1	—	—	—	—	—	—	—	—	—
1	2	3	4	5	6	7	2	3	4	5	6	7
ALL OTHER FIELDS OF STUDY	(CONTINUED)											
N Y CUNY HUNTER COLLEGE	—	2	—	—	—	—	—	—	—	—	—	—
N Y CUNY LEHMAN COLLEGE	—	1	—	—	—	—	—	—	—	—	—	—
N Y COLUMBIA UNIV MAIN DIV	2	—	—	—	—	—	—	—	—	—	—	—
N Y COLUMBIA UNIV BARNARD COL	—	2	—	—	—	—	—	—	—	—	—	—
N Y CORNELL UNIV ALL CAMPUSES	5	12	—	—	—	—	—	—	—	—	—	—
N Y POLYTECHNIC INST BROOKLYN	—	—	—	—	—	—	—	—	6	—	—	—
N Y ROCKEFELLER UNIVERSITY	—	—	—	—	—	—	—	—	—	—	—	—
N Y SUNY COLLEGE BROCKPORT	5	9	—	—	—	—	—	—	—	—	—	—
N Y SUNY COLLEGE ONEONTA	—	—	3	—	—	—	—	—	—	—	—	—
N Y VASSAR COLLEGE	—	3	—	—	—	—	—	—	—	—	—	—
OHIO GERLIN COLLEGE	1	3	—	—	—	—	—	—	—	—	—	—
OHIO UNIV ALL CAMPUSES	1	—	—	—	—	—	—	—	—	—	—	—
OHIO UNIV OF DAYTON	—	—	—	—	—	—	—	—	—	—	—	—
OKLA UNIV OKLA ALL CAMPUSES	—	—	—	—	—	—	—	—	—	—	—	—
PA BRAVER COLLEGE	—	1	—	—	—	—	—	—	—	—	—	—
PA CAPNEGIE-MELLON UNIV	7	6	—	—	—	—	—	—	—	—	—	—
PA CROZER THEOLOGICAL SEM	—	—	—	—	—	—	—	—	2	1	—	—
PA UNIV OF PENNSYLVANIA	—	—	—	—	—	—	—	—	—	—	—	—
PA UNIV PITTSBG ALL CAMPUSES	—	—	—	—	—	—	—	—	—	—	—	—
RI BROWN UNIVERSITY	9	5	—	—	—	—	—	—	—	—	—	—
S C CLEMSON UNIV ALL CAMPUSES	—	—	—	—	—	—	—	—	—	—	—	—
UTAH BRIGHAM YOUNG UNIVERSITY	26	8	—	—	—	—	—	—	—	—	—	—
VT GODDARD COLLEGE	—	1	—	—	—	—	—	—	—	—	—	—
VT MIDDLEBURY COLLEGE	—	1	—	—	—	—	—	—	—	—	—	—
WIS U OF WIS MADISON	1	—	—	—	—	—	—	—	—	—	—	—
WIS ST U PLATV MAIN CAM	1	—	—	—	—	—	—	—	—	—	—	—
WYO UNIVERSITY OF WYOMING	1	—	—	—	—	—	—	—	—	—	—	—

TABLE 5.—FIRST-PROFESSIONAL DEGREES CONFERRED IN INSTITUTIONS OF HIGHER EDUCATION, BY SEX OF STUDENT, FIELD OF STUDY, STATE OR OTHER AREA, AND INSTITUTION: AGGREGATE UNITED STATES, 1968-69

FIELD OF STUDY, STATE OR OTHER AREA, AND INSTITUTION	FIRST-PROFESSIONAL DEGREES REQUIRING AT LEAST 6 YEARS		FIELD OF STUDY, STATE OR OTHER AREA, AND INSTITUTION	FIRST-PROFESSIONAL DEGREES REQUIRING AT LEAST 6 YEARS	
	MEN	WOMEN		MEN	WOMEN
1	2	3	1	2	3
CHIROPODY OR PODIATRY	202	2	MEDICINE	- CONTINUED	
CAL CALIFORNIA PODIATRIC COL	43	-	ILL UNIV ILL MED CTR CHICAGO	178	15
ILL ILL COL OF PODIATRIC MED	28	-	IND INDIANA UNIV ALL CAMPUSES	170	14
N.Y. M J LEWIS COL OF PODIATRY	42	-	IOWA UNIVERSITY OF IOWA	118	5
OHIO OHIO COLLEGE OF PODIATRY	58	-	KANS UNIVERSITY OF KANSAS	108	4
PA PA COL OF PODIATRIC MED	31	2	KY UNIV KY MAIN CAMPUS	66	4
			KY UNIVERSITY OF LOUISVILLE	83	4
DENTISTRY	3,400	37	LA LA ST U MED CTR N ORLEANS	108	12
ALA UNIV OF ALA BIRMINGHAM	53	1	LA TULANE UNIV OF LOUISIANA	116	5
CAL LOMA LINDA U ALL CAMPUSES	63	-	MO JOHNS HOPKINS U ALL CAM	88	3
CAL U OF CAL LOS ANGELES	25	2	MO UNIV MO MAIN CAMPUS	106	14
CAL U OF CAL SAN FRANCISCO	69	-	MASS BOSTON UNIVERSITY	70	12
CAL UNIVERSITY OF THE PACIFIC	56	-	MASS HARVARD UNIVERSITY	145	16
CAL UNIV OF STRN CALIFORNIA	99	-	MASS TUFTS UNIVERSITY	101	8
D.C. GEORGETOWN UNIVERSITY	83	-	MICH UNIVERSITY OF MICHIGAN	179	21
D.C. HOWARD UNIVERSITY	56	4	MICH WAYNE STATE UNIVERSITY	105	13
GA EMORY UNIV ALL CAMPUSES	69	1	MINN U OF MINN MNPLS ST PAUL	156	5
ILL LOYOLA UNIVERSITY	86	1	MISS UNIV MISS MEDICAL CTR	69	6
ILL NORTHWESTERN UNIVERSITY	59	1	MO ST LOUIS U ALL CAMPUSES	93	6
ILL UNIV ILL MED CTR CHICAGO	76	-	MO UNIV MISSOURI AT COLUMBIA	82	2
IND INDIANA UNIV ALL CAMPUSES	92	2	MO WASHINGTON UNIVERSITY	79	3
IOWA UNIVERSITY OF IOWA	53	1	NEBR CREIGHTON UNIVERSITY	66	-
KY UNIV KY MAIN CAMPUS	34	-	NEBR UNIV NEBRASKA MAIN CAMPUS	78	2
KY UNIVERSITY OF LOUISVILLE	49	-	N.J. NJ COL OF MED & DENTISTRY	67	3
LA LOYOLA UNIVERSITY	53	-	N.M. UNIVERSITY OF NEW MEXICO	14	1
MO UNIV MO MAIN CAMPUS	91	-	N.Y. COLUMBIA UNIV MAIN DIV	110	11
MASS HARVARD UNIVERSITY	15	2	N.Y. CORNELL UNIV ALL CAMPUSES	77	5
MASS TUFTS UNIVERSITY	90	2	N.Y. NEW YORK MEDICAL COLLEGE	97	10
MICH UNIVERSITY OF DETROIT	69	-	N.Y. NEW YORK UNIVERSITY	109	14
MICH UNIVERSITY OF MICHIGAN	82	2	N.Y. SUNY HEALTH SCI CTR BUFLO	88	9
MINN U OF MINN MNPLS ST PAUL	95	2	N.Y. SUNY DOWNSTATE MED CTR	168	16
MO ST LOUIS U ALL CAMPUSES	44	-	N.Y. SUNY UPSTATE MED CTR	82	11
MO UNIV MISSOURI AT KANS CTY	113	-	N.Y. ALBANY MEDICAL COLLEGE	65	6
MO WASHINGTON UNIVERSITY	43	-	N.Y. UNIVERSITY OF ROCHESTER	73	5
NEBR CREIGHTON UNIVERSITY	43	-	N.Y. YESHIVA UNIVERSITY	82	3
NEBR UNIV NEBRASKA MAIN CAMPUS	36	-	N.C. DUKE UNIVERSITY	75	2
N.J. FAIRLEIGH DICKNSN U ALL CAM	46	-	N.C. UNIV OF NC AT CHAPEL HILL	64	3
N.J. NJ COL OF MED & DENTISTRY	34	-	N.C. WAKE FOREST UNIVERSITY	51	2
N.Y. COLUMBIA UNIV MAIN DIV	23	-	OHIO CASE WESTERN RESERVE UNIV	76	9
N.Y. NEW YORK UNIVERSITY	157	1	OHIO OHIO ST UNIV ALL CAMPUSES	129	12
N.Y. SUNY HEALTH SCI CTR BUFLO	64	2	OHIO U CINCINNATI MAIN CAMPUS	93	1
N.C. UNIV OF NC AT CHAPEL HILL	46	-	OKLA UNIV OKLA ALL CAMPUSES	94	4
OHIO CASE WESTERN RESERVE UNIV	61	-	OREG UNIV OREG MEDICAL SCHOOL	79	6
OHIO OHIO ST UNIV ALL CAMPUSES	141	-	PA FAHNMANN MED COL & HOSP	93	6
OREG UNIV OREG DENTAL SCHOOL	70	-	PA JEFFERSON MED COL PHILA	154	13
PA TEMPLE UNIVERSITY	103	-	PA TEMPLE UNIVERSITY	120	14
PA UNIV OF PENNSYLVANIA	106	2	PA UNIV OF PENNSYLVANIA	121	7
PA UNIV PITTSBG ALL CAMPUSES	98	2	PA UNIV PITTSBG ALL CAMPUSES	79	9
TENN MEHARRY MEDICAL COLLEGE	24	-	PA WOMANS MED COL OF PA	-	58
TENN UNIV OF TENN ALL CAMPUSES	124	-	S.C. MEDICAL COLLEGE OF S C	71	1
TEX BAYLOR UNIV COL DENTISTRY	89	-	TENN MEHARRY MEDICAL COLLEGE	44	3
TEX UNIV TEX DENTAL BR HOUSTN	93	2	TENN UNIV OF TENN ALL CAMPUSES	151	11
VA VA COMMNLTH UNIV ALL CAM	71	-	TENN VANDERBILT UNIVERSITY	50	3
WASH UNIVERSITY OF WASHINGTON	60	-	TEX BAYLOR UNIV MEDICAL COL	82	3
W.VA W VA UNIV ALL CAMPUSES	49	1	TEX UNIV TEX MED SCH DALLAS	91	5
WIS MARQUETTE U ALL CAMPUSES	121	1	TEX UNIV TEX MED BR GALVESTON	128	9
P.R. U PUERTO RICO ALL CAMPUSES	24	5	UTAH UNIV OF UTAH	64	1
			VT UNIV OF VT & ST AGRIC COL	45	3
MEDICINE	7,463	619	VA UNIV VIRGINIA MAIN CAMPUS	67	3
ALA UNIV OF ALA BIRMINGHAM	80	2	VA VA COMMNLTH UNIV ALL CAM	92	8
ARK UNIV ARK MEDICAL CTR	88	3	WASH UNIVERSITY OF WASHINGTON	80	7
CAL LOMA LINDA U ALL CAMPUSES	63	6	W.VA W VA UNIV ALL CAMPUSES	53	2
CAL STANFORD UNIVERSITY	55	6	WIS MARQUETTE SCH OF MEDICINE	90	4
CAL U OF CAL IRVINE	65	10	WIS U OF WIS MADISON	88	7
CAL U OF CAL LOS ANGELES	67	3	P.R. U PUERTO RICO ALL CAMPUSES	48	9
CAL U OF CAL SAN FRANCISCO	112	18			
CAL UNIV OF STRN CALIFORNIA	62	7	OPTOMETRY	455	8
COLO UNIV COLO ALL CAMPUSES	70	7	CAL LOS ANGELES COL OPTOMETRY	1	-
CONN YALE UNIVERSITY	72	6	CAL U OF CAL BERKELEY	13	-
D.C. GEORGETOWN UNIVERSITY	107	5	ILL ILLINOIS COL OF OPTOMETRY	102	-
D.C. GEORGE WASHINGTON UNIV	88	6	IND INDIANA UNIV ALL CAMPUSES	31	1
D.C. HOWARD UNIVERSITY	63	15	MASS MASS COL OF OPTOMETRY	40	-
FLA UNIVERSITY OF FLORIDA	51	6	OHIO OHIO ST UNIV ALL CAMPUSES	33	2
FLA UNIVERSITY OF MIAMI	70	5	OREG PACIFIC UNIVERSITY	12	1
GA EMORY UNIV ALL CAMPUSES	63	2	PA PA COLLEGE OF OPTOMETRY	85	1
GA MEDICAL COL OF GEORGIA	89	-	TENN SOUTHERN COL OF OPTOMETRY	89	3
ILL CHGO MED SCH & U HLTH SCI	68	-	TEX UNIVERSITY OF HOUSTON	49	-
ILL LOYOLA UNIVERSITY	82	3			
ILL NORTHWESTERN UNIVERSITY	127	10	OSTEOPATHY	419	8
ILL UNIVERSITY OF CHICAGO	53	9	ILL CHICAGO COL OF OSTEOPATHY	65	2

TABLE 5.--FIRST-PROFESSIONAL DEGREES CONFERRED IN INSTITUTIONS OF HIGHER EDUCATION, BY SEX OF STUDENT, FIELD OF STUDY, STATE OR OTHER AREA, AND INSTITUTION: AGGREGATE UNITED STATES, 1968-69 - CONTINUED

FIELD OF STUDY, STATE OR OTHER AREA, AND INSTITUTION	FIRST-PROFESSIONAL DEGREES REQUIRING AT LEAST 6 YEARS		FIELD OF STUDY, STATE OR OTHER AREA, AND INSTITUTION	FIRST-PROFESSIONAL DEGREES REQUIRING AT LEAST 6 YEARS	
	MEN	WOMEN		MEN	WOMEN
1	2	3	1	2	3
OSTEOPATHY - CONTINUED			LAW - CONTINUED		
IAWA COLLEGE OF DENT MED & SURG	81	1	LA SOUTHERN UNIV G A & M COL	5	1
MO KANS CITY COL OSTEOPATHY	97	1	LA TULANE UNIV OF LOUISIANA	96	3
MO KIRKSVILLE COL OSTEOPATHY	88	2	ME UNIV MAINE ALL CAMPUSES	29	-
PA PHILA COL OSTEOPATHIC MED	88	2	MD EASTERN COLLEGE	112	3
			MD UNIVERSITY OF BALTIMORE	135	1
VETERINARY MEDICINE	1,079	67	MD UNIV MD MAIN CAMPUS	161	8
ALA AUBURN UNIV ALL CAMPUSES	88	1	MASS BOSTON COLLEGE	160	6
ALA TUSKEGEE INSTITUTE	28	1	MASS BOSTON UNIVERSITY	223	13
CAL U OF CAL DAVIS	63	7	MASS HARVARD UNIVERSITY	501	21
COLO COLORADO STATE UNIVERSITY	56	4	MASS SUFFOLK UNIV ALL CAMPUSES	343	3
GA UNIVERSITY OF GEORGIA	53	4	MASS WESTERN NEW ENGLAND COL	14	1
ILL UNIV OF ILL URBANA CAMPUS	65	4	MICH DETROIT COLLEGE OF LAW	127	2
IND PURDUE UNIV MAIN CAMPUS	47	5	MICH UNIVERSITY OF DETROIT	77	4
IAWA IOWA ST U OF SCI & TECH	62	3	MICH UNIVERSITY OF MICHIGAN	319	9
KANS KANSAS ST U AG & APP SCI	70	6	MICH WAYNE STATE UNIVERSITY	218	9
MICH MICH ST UNIV ALL CAMPUSES	78	11	MINN U OF MINN MNPLS ST PAUL	162	4
MINN U OF MINN MNPLS ST PAUL	56	1	MINN WM MITCHELL COL LAW	73	-
MO UNIV MISSOURI AT COLUMBIA	45	2	MISS UNIV MISS MAIN CAMPUS	129	1
N.Y. CORNELL UNIV ALL CAMPUSES	58	-	MO ST LOUIS U ALL CAMPUSES	65	-
OHIO OHIO ST UNIV ALL CAMPUSES	70	3	MO UNIV MISSOURI AT COLUMBIA	83	3
OKLA OKLA ST UNIV MAIN CAMPUS	36	4	MO UNIV MISSOURI AT KANS CTY	49	4
PA UNIV OF PENNSYLVANIA	58	5	MO WASHINGTON UNIVERSITY	51	1
TEX TEXAS A & M UNIVERSITY	102	2	MONT UNIVERSITY OF MONTANA	47	-
WASH WASHINGTON STATE UNIV	44	4	NEBR CREIGHTON UNIVERSITY	61	1
			NEBR UNIV NEBRASKA MAIN CAMPUS	83	-
LAW	16,585	723	N.J. RUTGERS THE ST U ALL CAM	149	9
ALA SAMFORD UNIVERSITY	106	3	N.J. SETON HALL UNIVERSITY	156	4
ALA UNIV ALABAMA MAIN CAMPUS	101	-	N.M. UNIVERSITY OF NEW MEXICO	40	1
ARIZ UNIVERSITY OF ARIZONA	135	7	N.Y. BROOKLYN LAW SCHOOL	336	13
ARK UNIV ARK MAIN CAMPUS	98	6	N.Y. COLUMBIA UNIV MAIN DIV	257	21
CAL GOLDEN GATE COLLEGE	86	5	N.Y. CORNELL UNIV ALL CAMPUSES	119	3
CAL JOHN F KENNEDY UNIV	1	-	N.Y. FORDHAM UNIVERSITY	202	7
CAL LOYOLA UNIV OF LOS ANG	152	3	N.Y. NEW YORK LAW SCHOOL	121	7
CAL STANFORD UNIVERSITY	133	6	N.Y. NEW YORK UNIVERSITY	293	30
CAL US INTERNAT IONAL UNIV	49	5	N.Y. ST JOHNS UNIVERSITY	154	8
CAL U OF CAL BERKELEY	224	21	N.Y. SUNY ST U BUFLO MAIN CAM	108	3
CAL U OF CAL DAVIS	63	3	N.Y. SYRACUSE U MAIN CAMPUS	101	1
CAL U OF CAL HASTINGS COL LAW	238	11	N.Y. ALBANY LAW SCHOOL	93	2
CAL U OF CAL LOS ANGELES	175	14	N.C. DUKE UNIVERSITY	106	5
CAL UNIVERSITY OF THE PACIFIC	33	5	N.C. N C COLLEGE AT DURHAM	23	1
CAL U SAN DIEGO SCH OF LAW	106	6	N.C. UNIV OF NC AT CHAPEL HILL	141	6
CAL UNIV OF SAN FRANCISCO	72	4	N.C. WAKE FOREST UNIVERSITY	64	-
CAL UNIVERSITY OF SANTA CLARA	53	5	N.D. UNIV N DAK MAIN CAMPUS	37	2
CAL UNIV OF STHRN CALIFORNIA	114	8	OHIO CAPITAL UNIVERSITY	21	1
COLD UNIV COLD ALL CAMPUSES	101	1	OHIO CASE WESTERN RESERVE UNIV	119	4
COLD UNIVERSITY OF DENVER	126	7	OHIO CLEVELND MARSHALL LAW SCH	101	3
CONN UNIV CONN ALL CAMPUSES	122	3	OHIO OHIO NTHRN U ALL CAMPUSES	54	1
CONN YALE UNIVERSITY	155	8	OHIO OHIO ST UNIV ALL CAMPUSES	145	2
D.C. AMERICAN UNIVERSITY	133	14	OHIO SALMN P CHASE COL OF LAW	40	2
D.C. CATHOLIC UNIV OF AMERICA	128	4	OHIO UNIVERSITY OF AKRON	78	3
D.C. GEORGETOWN UNIVERSITY	320	24	OHIO U CINCINNATI MAIN CAMPUS	78	3
D.C. GEORGE WASHINGTON UNIV	292	16	OHIO UNIVERSITY OF TOLEDO	79	-
D.C. HOWARD UNIVERSITY	104	12	OKLA OKLAHOMA CITY UNIVERSITY	37	4
FLA FLORIDA STATE UNIVERSITY	84	2	OKLA UNIV OKLA ALL CAMPUSES	108	6
FLA UNIVERSITY OF FLORIDA	198	1	OKLA UNIVERSITY OF TULSA	77	1
FLA STETSON UNIVERSITY	75	3	OREG LEWIS & CLARK COLLEGE	45	3
FLA UNIVERSITY OF MIAMI	144	9	OREG UNIV OREGON MAIN CAMPUS	59	3
GA EMORY UNIV ALL CAMPUSES	112	3	OREG WILLAMETTE UNIVERSITY	76	2
GA MERCER UNIV ALL CAMPUSES	61	2	PA DICKINSON SCHOOL OF LAW	88	4
GA UNIVERSITY OF GEORGIA	81	2	PA DUQUESNE UNIVERSITY	85	5
IDA UNIVERSITY OF IDAHO	32	-	PA TEMPLE UNIVERSITY	115	6
ILL CHICAGO KENT COL OF LAW	90	1	PA UNIV OF PENNSYLVANIA	164	18
ILL DEPAUL UNIVERSITY	149	5	PA UNIV PITTSBG ALL CAMPUSES	55	5
ILL JOHN MARSHALL LAW SCHOOL	119	4	PA VILLANOVA UNIVERSITY	105	2
ILL LOYOLA UNIVERSITY	78	4	S.C. UNIV S C ALL CAMPUSES	144	4
ILL NORTHWESTERN UNIVERSITY	131	7	S.D. UNIVERSITY SOUTH DAKOTA	32	-
ILL UNIVERSITY OF CHICAGO	133	8	TENN MEMPHIS STATE UNIVERSITY	47	4
ILL UNIV OF ILL URBANA CAMPUS	198	5	TENN UNIV OF TENN ALL CAMPUSES	134	2
IND INDIANA UNIV ALL CAMPUSES	276	7	TENN VANDERBILT UNIVERSITY	118	3
IND UNIVERSITY OF NOTRE DAME	79	-	TEX BAYLOR UNIV MAIN CAMPUS	95	2
IND VALPARAISO UNIVERSITY	37	1	TEX ST MARYS UNIVERSITY	97	-
IOWA ORAKE UNIVERSITY	47	1	TEX SOUTHERN METHODIST UNIV	139	7
IOWA UNIVERSITY OF IOWA	129	4	TEX SOUTH TEXAS COLLEGE LAW	122	4
KANS UNIVERSITY OF KANSAS	74	3	TEX TEXAS SOUTHERN UNIV	11	1
KANS WASHBURN UNIV OF TOPEKA	83	-	TEX UNIVERSITY OF HOUSTON	121	6
KY UNIV KY MAIN CAMPUS	131	5	TEX UNIV TEXAS AT AUSTIN	476	24
KY UNIVERSITY OF LOUISVILLE	112	1	UTAH UNIV OF UTAH	82	4
LA LA ST U BATON ROUGE	134	7	VA COL WM & MARY MAIN CAMPUS	62	2
LA LOYOLA UNIVERSITY	126	4	VA UNIVERSITY OF RICHMOND	52	2

TABLE 5.--FIRST-PROFESSIONAL DEGREES CONFERRED IN INSTITUTIONS OF HIGHER EDUCATION, BY SEX OF STUDENT, FIELD OF STUDY, STATE OR OTHER AREA, AND INSTITUTION: AGGREGATE UNITED STATES, 1968-69 - CONTINUED

FIELD OF STUDY, STATE OR OTHER AREA, AND INSTITUTION	FIRST-PROFESSIONAL DEGREES REQUIRING AT LEAST 6 YEARS		FIELD OF STUDY, STATE OR OTHER AREA, AND INSTITUTION	FIRST-PROFESSIONAL DEGREES REQUIRING AT LEAST 6 YEARS	
	MEN	WOMEN		MEN	WOMEN
1	2	3	1	2	3
LAW - CONTINUED			THEOLOGY - CONTINUED		
VA UNIV VIRGINIA MAIN CAMPUS	222	7	MASS ST JOHNS SEMINARY	57	-
VA WASHINGTON & LEE UNIV	69	-	MASS TUFTS UNIVERSITY	6	-
WASH GONZAGA UNIVERSITY	30	-	MICH ANDREWS UNIVERSITY	79	-
WASH UNIVERSITY OF WASHINGTON	110	6	MICH CALVIN THEOLOGICAL SEM	65	-
W.VA W VA UNIV ALL CAMPUSES	47	3	MICH GRND RPDS BAPT COL & SEM	13	-
WIS MARQUETTE U ALL CAMPUSES	84	4	HICH WESTERN THEOLOGICAL SEM	28	-
WIS U OF WIS MADISON	163	5	MINN BETHEL COLLEGE & SEMINARY	30	-
WYO UNIVERSITY OF WYOMING	29	1	MINN LUTHER THEOLOGICAL SEM	96	3
P.R. CATHOLIC UNIV OF P R	43	12	MINN NORTHSTRN LUTH THEO SEM	27	-
P.R. INTER AMER U PR ALL CAM	57	7	MINN ST JOHNS UNIVERSITY	5	-
P.R. U PUERTO RICO ALL CMPUSES	112	24	MINN UNITED THEOLOGICAL SEM	15	-
			MO CONCORDIA SEMINARY	155	-
	4,227	111	MO EDEN THEOLOGICAL SEMINARY	29	3
			MO IMMAC CONCEPTION SEMINARY	5	-
ARK HARDNG COL SCH BIBLE TENN	5	-	MO MIDWESTERN BAPT THEOL SEM	27	-
CAL BERKELEY BAPTIST DIV SCH	10	-	MO MISSOURI SCH OF RELIGION	4	-
CAL BIOLA COLLEGE	13	-	MO ST LOUIS U ALL CAMPUSES	22	-
CAL CHURCH DIV SCH OF PACIFIC	22	3	MO ST PAULS SCH OF THEOLOGY	44	-
CAL FULLER THEOL SEMINARY	32	1	N.J. DREW UNIVERSITY	51	5
CAL GOLDN GATE BAPT THEOL SEM	34	1	N.J. NEW BRUNSWICK THEOL SEM	7	-
CAL L A BAPT COL & THEOL SEM	6	-	N.J. PRINCETON THEOLOGICAL SEM	105	5
CAL PACIFIC LUTHERAN THEOL SEM	13	-	N.Y. BETH MDRASH GOVHA	27	-
CAL PACIFIC SCH OF RELIGION	21	4	N.Y. BEXLEY HALL	13	-
CAL SAN FRANCISCO THEOL SEM	39	2	N.Y. CAPUCHIN THEOLOGICAL SEM	9	-
CAL SOUTHERN CAL SCH THEOLOGY	34	-	N.Y. CEN YESH TOM TMIMH LUBVZ	12	-
CAL STARR KNG SCH FOR MINSTRY	3	1	N.Y. COLGATE ROCHESTER DIV SCH	31	3
COLO CONS BAPTIST THEOL SEM	16	-	N.Y. GENERAL THEOLOGICAL SEM	41	-
COLO ILIFF SCHOOL OF THEOLOGY	17	1	N.Y. JEWISH THEOL SEM OF AMER	24	-
CONN BERKELEY DIVINITY SCHOOL	27	-	N.Y. MARYNOLL SEMINARY	22	-
CONN HARTFORD SEM FOUNDATION	17	1	N.Y. MESIVTA TIFERETH JER AMER	14	-
CONN YALE UNIVERSITY	63	4	N.Y. MESIVTA TORAH VOD RAB SEM	36	-
D.C. CATHOLIC UNIV OF AMERICA	157	1	N.Y. MIRRER YESHIVA CEN INST	33	-
D.C. HOWARD UNIVERSITY	8	1	N.Y. MOUNT ST ALPHONSUS SEM	19	-
D.C. WASHINGTON BIBLE COLLEGE	5	-	N.Y. NEW YORK THEOL SEMINARY	14	1
D.C. WESLEY THEOLOGICAL SEM	32	4	N.Y. RAB AC MES RAB CHAIM BRLN	112	-
FLA SEM OF ST VINCENT DE PAUL	3	-	N.Y. RAB COL CH SAN SOFER NY	13	-
GA COLUMBIA THEOLOGICAL SEM	34	-	N.Y. RABBINICAL SEM OF AMERICA	5	-
GA EMORY UNIV ALL CAMPUSES	102	1	N.Y. ST JOHN VIANNEY SEMINARY	42	-
GA INTERDENOMINATNL THFO CTR	27	1	N.Y. ST JOSEPH SEM & COL	16	-
ILL BETHANY THEOLOGICAL SEM	19	-	N.Y. ST VLADIMIR ORTH THEO SEM	17	-
ILL CHICAGO THEOLOGICAL SEM	22	8	N.Y. UNION THEOLOGICAL SEM	64	6
ILL CONCORDIA THEOLOGICAL SEM	106	-	N.C. DUKE UNIVERSITY	40	3
ILL EVANGELICAL THEOL SEM	20	-	N.C. JOHNSON C SMITH UNIV	5	-
ILL GARRETT THEOL SEMINARY	41	3	OHIO ASHLAND COLLEGE	9	-
ILL LINCOLN CHRISTIAN COLLEGE	24	-	OHIO ATHENAEUM OF OHIO	23	-
ILL LUTH SCH THEOL AT CHICAGO	49	-	OHIO CINCINNATI BIBLE SEM	2	-
ILL MCCORMICK THEOLOGICAL SEM	36	9	OHIO EVANGELICAL LUTH THEO SEM	42	-
ILL MEADVILLE THEOL SCHOOL	1	-	OHIO HEBREW UNION COL ALL CAM	34	-
ILL NORTHERN BAPT THEOL SEM	7	2	OHIO METHODIST THEOL SCH OHIO	40	2
ILL NORTH PARK COL & THEO SEM	11	-	OHIO RAB COL TELSHE ALL CAMPUS	10	-
ILL ST MARY OF THE LAKE SEM	25	-	OHIO ST MARYS SEMINARY	18	-
ILL SEABURY WESTERN THEOL SEM	16	-	OHIO UNITED THEOLOGICAL SEM	29	1
ILL UNIVERSITY OF CHICAGO	1	1	OHIO WITTENBERG UNIVERSITY	21	-
ILL WHEATON COLLEGE	5	-	OKLA ORAL ROBERTS UNIVERSITY	15	-
ILL ANDERSON COLLEGE	24	1	OKLA PHILLIPS UNIVERSITY	21	-
IND CHRISTIAN THEOLOGICAL SEM	23	-	OREG MOUNT ANGEL SEMINARY	1	-
IND EARLHAM COL ALL CAMPUSES	3	-	OREG WESTERN EVANGELICAL SEM	8	-
IND GRACE THEOL SEM & COL	26	-	PA CROZER THEOLOGICAL SEM	21	-
IND HUNTINGTON COLLEGE	2	-	PA DIV SCH PROT EPIS CHURCH	19	-
IOWA ORAKE UNIVERSITY	7	-	PA EASTERN BAPTIST THEOL SEM	28	-
IOWA UNIV DUBUQUE THEOL SEM	26	-	PA FAITH THEOLOGICAL SEM	16	-
IOWA WARTBURG THEOLOGICAL SEM	47	-	PA LANCASTER THEOLOGICAL SEM	24	2
KANS CENTRAL BAPT THEOL SEM	18	-	PA LUTH THEOL SEM GETTYSBURG	39	-
KY ASBURY THEOLOGICAL SEM	88	-	PA LUTHERAN THEOL SEM PHILA	12	-
KY LEXINGTON THEOL SEM	26	1	PA MARY IMMACULATE SEMINARY	11	-
KY LOUISVIL PRESB THEOL SEM	35	-	PA MORAVIAN COL THEOL SEM	8	-
KY SOUTHERN BAPTIST THEO SEM	118	3	PA PITTSBURGH THEOL SEM	49	2
LA NEW ORLEANS BAPT THEO SEM	94	-	PA REFORMED PRESB THEOL SEM	4	-
LA NOTRE DAME SEMINARY	7	-	PA WESTMINSTER THEOL SEM	29	-
ME BANGOR THEOLOGICAL SEM	15	1	S.C. COLUMBIA BIBLE COLLEGE	3	-
MO NER ISRAEL RABBINICAL COL	10	-	S.C. ERSKINE COLLEGE	3	-
MO ST MARYS SEM & U MAIN CAM	15	-	S.C. LUTHERAN THEOL SOUTHN SEM	41	-
MO WOODSTOCK COLLEGE	29	-	S.D. NORTH AMERICAN BAPT SEM	14	-
MASS ANDOVER NEWTON THEOL SCH	49	3	TENN UNIVERSITY OF THE SOUTH	22	-
MASS BOSTON COLLEGE	20	-	TENN VANDERBILT UNIVERSITY	30	3
MASS BOSTON UNIVERSITY	15	-	TEX ABILENE CHRISTIAN COLLEGE	11	-
MASS EPISCOPAL THEOL SCHOOL	35	3	TEX AUSTIN PRESB THEOL SEM	19	2
MASS GORDON COLLEGE	2	-	TEX EPISCOPAL THEOL SEM OF SW	2	-
MASS HARVARD UNIVERSITY	22	1	TEX OBLATE COL OF SOUTHWEST	12	-
MASS HELLENIC COLLEGE	10	-			

TABLE 5.--FIRST-PROFESSIONAL DEGREES CONFERRED IN INSTITUTIONS OF HIGHER EDUCATION, BY SEX OF STUDENT, FIELD OF STUDY, STATE OR OTHER AREA, AND INSTITUTION: AGGREGATE UNITED STATES, 1968-69 - CONTINUED

FIELD OF STUDY, STATE OR OTHER AREA, AND INSTITUTION		FIRST-PROFESSIONAL DEGREES REQUIRING AT LEAST 6 YEARS		FIELD OF STUDY, STATE OR OTHER AREA, AND INSTITUTION		FIRST-PROFESSIONAL DEGREES REQUIRING AT LEAST 6 YEARS	
		MEN	WOMEN			MEN	WOMEN
1		2	3	1		2	3
THEOLOGY		- CONTINUED					
TEX	SOUTHERN METHODIST UNIV	68	4				
TEX	TEXAS CHRISTIAN UNIV	17	-				
VA	EASTERN MennonITE COLLEGE	6	-				
VA	UNION THEOLOGICAL SEM	45	4				
VA	VIRGINIA UNION UNIVERSITY	8	-				
WIS	NASHOTAH HOUSE	25	-				
OTHER		239	37				
CAL	U OF CAL SAN FRANCISCO	55	18				
CAL	UNIV OF STRN CALIFORNIA	104	9				
D.C.	CATHOLIC UNIV OF AMERICA	6	-				
ILL	NATL COL OF CHIROPRACTIC	50	2				
PA	PHILA COL PHARMACY & SCI	8	1				
PA	UNIV OF PENNSYLVANIA	16	7				

APPENDIX: REPRODUCTION OF SURVEY REPORT FORM

DEPARTMENT OF HEALTH, EDUCATION, AND WELFARE
OFFICE OF EDUCATION
WASHINGTON, D.C. 20202

HIGHER EDUCATION GENERAL INFORMATION SURVEY
INSTRUCTIONS FOR COMPLETING
SCHEDULE I. DEGREES AND OTHER FORMAL AWARDS CONFERRED BETWEEN
JULY 1, 1968 AND JUNE 30, 1969
(OE FORM 2300-2.1)

SCHEDULE I IS DIVIDED INTO THREE PARTS

PART A is concerned with **first-professional** degrees only.

PART B is concerned with **bachelor's, master's, and doctor's** degrees.

PART C is concerned with awards **below** the bachelor's level (*Associate in Arts degrees and other formal awards*).

Many institutions will appropriately skip one or more of the three parts. If a particular part (*A, B, or C*) does not apply to you, please indicate that fact and forward that part to us along with those you did complete.

SEPARATE SPECIFIC INSTRUCTIONS ARE PROVIDED FOR EACH OF THE THREE PARTS

GENERAL INSTRUCTIONS FOR ALL PARTS

Please examine the definitions and instructions which accompany each part. If you need additional clarification on any of them, please call Dr. Marjorie Chandler, 202-962-7301, Washington, D. C.

1. **PROMPTNESS.** Registrars are respectfully requested to complete the report form by August 15, 1969.

If degrees or other awards were conferred in 1968-69 for the **FIRST TIME** in a field of study new to your institution, please place an "X" in column (4). This will save correspondence later regarding the entry.

2. **INCLUSIVE DATES.** Report degrees conferred from July 1, 1968 through June 30, 1969 including those granted at the end of the 1968 summer session.
3. **BRANCH INSTITUTIONS.** Please be sure to indicate in items 6 and 7 whether your report includes or excludes awards to students at branches of your institution. (*Please do not include awards by branches outside the United States, its Territories, or possessions.*)

HIGHER EDUCATION GENERAL INFORMATION SURVEY
**SCHEDULE I - DEGREES AND OTHER FORMAL AWARDS
CONFERRED BETWEEN JULY 1, 1968 AND JUNE 30, 1969**

**PLEASE
READ
INSTRUCTIONS
BEFORE
COMPLETING
THIS FORM**

BUDGET BUREAU NO. S1-RO561
APPROVAL EXPIRES: 6/30/70

1. INSTITUTION CODE NUMBER

2. REPORTING DATE
August 15, 1969

3. NAME AND MAILING ADDRESS OF INSTITUTION (Include City, State, and ZIP Code)

4. NAME AND TITLE OF RESPONDENT

5. TELEPHONE NUMBER OF RESPONDENT (Area Code, Local number and extension)

6. NAMES OF BRANCH CAMPUSES INCLUDED

7. NAMES OF BRANCH CAMPUSES EXCLUDED

INSTRUCTIONS FOR PART A. FIRST-PROFESSIONAL DEGREES IN SELECTED FIELDS

FIRST-PROFESSIONAL DEGREES IN SELECTED FIELDS. The first-professional degrees to be reported in columns 5 and 6 are those degrees which signify the completion of the academic requirements for selected professions, which are based on programs which require at least two academic years of previous college work for entrance and which require a total of at least six academic years of college work for completion. For example, include professional degrees in Law (*LL.B.* or *J.D.*), Medicine (*M.D.*), Theology (*B.D.*), and so forth. Degrees beyond the first-professional in these fields are to be reported in Part B.

Report all master's degrees in Part B, columns 7 and 8 even though the master's degree is required in some fields, such as Library Science, Hospital Administration, and Social Work, for employment at the professional level and even though, as in the case of Social Work, 4 years of undergraduate work are required for entrance into the program and an additional 2 years for completion of the master's degree.

PART A. FIRST-PROFESSIONAL DEGREES CONFERRED IN SELECTED FIELDS (Requiring at least six years of study)

IS PART A APPLICABLE TO YOUR INSTITUTION? YES NO
(If not applicable, proceed to Parts B and C.)

ITEM NO. (1)	MAJOR FIELD OF STUDY (2)	LINE NO. (3)	X IF 1ST TIME (4)	NUMBER OF FIRST-PROFESSIONAL DEGREES CONFERRED	
				MEN (5)	WOMEN (6)
4401	CHIROPODY OR PODIATRY (<i>D.S.C.</i> or <i>Pod. D.</i>)	1			
4407	DENTISTRY (<i>D.D.S.</i> or <i>D.M.D.</i>)	2			
4416	MEDICINE (<i>M.D.</i>)	3			
4425	OPTOMETRY (<i>O.D.</i>)	4			
4428	OSTEOPATHY (<i>D.O.</i>)	5			
4443	VETERINARY MEDICINE (<i>D.V.M.</i>)	6			
5000	LAW (<i>LL.B.</i> or <i>J.D.</i>)	7			
7404	THEOLOGY (<i>B.D.</i> , Rabbi, or other first-professional degree. Report all other Theology in Item 7407)	8			
9799	OTHER (Specify)	9			
9799		10			
9700	TOTALS	11			

INSTRUCTIONS FOR PART B. BACHELOR'S, MASTER'S, AND DOCTOR'S DEGREES

Please read the instructions before entering the data for your institution. Paragraph No. 2, Grouping of Subject Fields, which explains the arrangement of the form, and Paragraph No. 3, Skipping Inapplicable Sections, should help to expedite completion of the Schedule without impairing its accuracy or completeness.

1. **TYPE OF DEGREES.** Report **EARNED** bachelor's, master's, and doctor's degrees (*not honorary*). Report certificates and diplomas if they are equivalent to a bachelor's degree and if they are based on at least 4 years of college work. Do NOT report certificates for course work beyond the bachelor's. Report First-Professional degrees in Part A. Report Associate in Arts degrees or similar awards below the bachelor's degree in Part C.

2. **GROUPING OF SUBJECT FIELDS.** Glance through the report-form to observe how the various fields of study have been grouped. Most of the subject-fields have been classified under the following 18 boldly capitalized headings:

AGRICULTURE	FOREIGN LANGUAGES
BIOLOGICAL SCIENCES	AND LITERATURE
BUSINESS AND	HEALTH PROFESSIONS
COMMERCE	HOME ECONOMICS
COMPUTER SCIENCE	MATHEMATICAL
AND SYSTEMS	SCIENCES
ANALYSIS	MILITARY SCIENCES
EDUCATION	PHILOSOPHY
ENGINEERING	PHYSICAL SCIENCES
ENGLISH AND	PSYCHOLOGY
JOURNALISM	RELIGION
FINE AND APPLIED	SOCIAL SCIENCES
ARTS	

A few fields, such as Architecture, City Planning, Folklore, Forestry, Law, and Records Management have been listed independently with boldly capitalized headings. A glance through the form will suffice to identify these headings. Attention is also called to the "Broad General Curricula and Miscellaneous Fields" on the last page of the report-form.

3. **SKIPPING INAPPLICABLE SECTIONS.** If your institution does not grant degrees in the area covered by a boldly capitalized heading, you may **SKIP ALL THE ITEMS UNDER THAT HEADING**. Thus, most registrars will properly skip the entire section headed Agriculture. Similarly, many will properly skip the sections on Health Professions and on Religion. Technological schools will generally skip the section on Fine and Applied Arts. Men's colleges will skip the section on Home Economics.

4. **NUMBER OF DEGREES.** Report all degrees (*within the limitations of paragraph 1, above*). If a student earned two degrees between July 1, 1968 and June 30, 1969 (*e.g., a bachelor's degree at the end of the summer session and a master's degree at the end of the following academic year*), report both degrees, each classified separately. This is a survey of degrees conferred, not necessarily a count of different students receiving degrees.

5. CATEGORY OF DEGREES.

(a) Report all **BACHELOR'S DEGREES** requiring at least 4 but not more than 5 years of academic work in columns 5-6 of the report-form. Also, report **ALL** Bachelor's degrees conferred in a **COOPERATIVE** or **WORK-STUDY PLAN** or **PROGRAMS** in columns 5-6. A cooperative plan provides for alternate class attendance and employment in business, industry, or government; thus, it allows the student to combine actual work experience with his college studies.

(b) **MASTER'S DEGREES.** The master's degree in liberal arts and sciences is the degree customarily granted upon successful completion of one (sometimes two) academic years of work beyond the bachelor's degree.

Report all master's degrees in Part B, columns 7 and 8 (*even though the master's is required in some fields, such as Library Science, Hospital Administration, and Social Work, for employment at the professional level, and even though, as in the case of Social Work, 4 years of undergraduate work are required for entrance into the program and an additional 2 years for completion.*)

The master's degree in professional fields is an advanced degree beyond the first-professional but below the Ph.D. degree (*e.g., the LL.M.; M.S. in Surgery, following the M.D.; M.S.D.; Master of Science in Dentistry; etc.*) Report all master's in professional fields in Part B, columns 7 and 8 even though the first-professional degrees in those fields are reported in Part A.

(c) **DOCTORATE.** The doctorate classification includes such degrees as Doctor of Education, Doctor of Juridical Science, Doctor of Public Health, and the Ph.D. degree in any field whether Agronomy, Food Technology, Education, Engineering, Public Administration, Ophthalmology, Radiology, etc. (*In the case of the Doctor of Public Health, the prior professional degree is generally earned in the closely related professional field of medicine or of sanitary engineering.*) Please report the doctor's degrees (*except when such degrees are first-professional*) in columns 9 and 10 of the report-form.

6. CLASSIFICATION OF DEGREES WITH RESPECT TO MAJOR FIELD OF STUDY.

(a) **Specific Classification.** Classify degrees as **SPECIFICALLY** as the list of fields in the report-form permits. Thus, a bachelor's degree in Business Administration with a major in Accounting should be reported in Accounting (Item 2002), NOT in Business and Commerce, general (Item 2001).

(b) **Degree of Doctor of Philosophy.** Classify the Doctor of Philosophy degree according to the student's major field of study. Thus, a Ph.D. in Chemistry should be reported as a degree in Chemistry, NOT as one in Philosophy.

(c) **Majors of students prepared to teach.** The general rule is to classify degrees according to the major area of specialization. This means, in general, that degrees of students who have prepared to teach an academic subject, such as English, Biology, Mathematics, or Social Studies, should be reported in English (Item 2901), Biology (Item 1704), Mathematics (Item 5601), Social Sciences (Item 7701), etc.—and NOT in Secondary Education (Item 2359). On the other hand, the degrees of students who have prepared to teach such special subjects as Agriculture, Art, Music, etc. should be reported in Agricultural Education (Item 2319), Art Education (Item 2322), and Music Education (Item 2336). (*The system of reporting prescribed in this paragraph fits in with, and supplements, data available from other sources.*)

(d) **Split and Double Majors.** When a student graduates with a split major or a double major - e.g., in Spanish and French - report the degree either in the area of greater specialization or as half a degree (.5) in French and half a degree (.5) in Spanish. (If the split or double major involved Spanish and an unlisted language, the second language would be reported in *Other Languages*). Similarly in the case of a student with a split or double major in Biology and Chemistry, report the degree in the area of greater specialization or as (.5) degree in Biology and (.5) degree in Chemistry.

(e) **Unlisted Fields of Study.** Degrees in fields of study which are not listed should be consolidated with the listed fields if such consolidation is descriptive of the specialization. Thus,

Sculpture should be reported in *Fine and Applied Arts, Other Fields of Study (Item 3213)*;

Astrophysics should be reported in *Astronomy (Item 6804)*;

Geochemistry should be reported in *Earth Sciences, Other Fields of Study (Item 6828)*;

Criminology should be reported in *Sociology (Item 7725)*;

Police Administration should be reported in *Applied Social Sciences, Other Fields of Study (Item 7746)*;

Industrial Design should be reported in *Fine and Applied Arts, Other Fields of Study (Item 3213)* or in *Architecture (Item 1400)*—depending on the nature of the curriculum; and so on.

(f) **General Majors.** The term general major is used to designate diversified curriculums within an area of study. Ordinarily, degrees based on a general major should be reported in one of the general categories of the report-form such as *Physical Sciences, general (Item 6801)*; *Social Sciences, general (Item 7701)*; *Arts, general program (Item 8301)*; etc. Thus a degree based on concentration in *History-Government-Economics* should be reported in *Social Sciences, general*.

(g) **Interarea fields of study.** Item 8313 is for reporting fields of study which represent two or more broad SUBJECT AREAS: for example, *MASS COMMUNICATIONS*, encompassing segments of *PSYCHOLOGY, EDUCATION, BUSINESS, JOURNALISM, SOCIAL SCIENCES, FINE ARTS*, etc., should be reported here. Specify the name of the interarea field of study when reporting in Item 8313.

(h) If the field of study does not fit into any of the listed fields, report in *Item 8314, Field of Study Not Classifiable in Items 1000 through 8313 above*.

(i) Fields of study are the same as those used in 1967-68 with the following additions:

- Biological Sciences
 - Molecular Biology
 - Engineering
 - Biomedical Engineering
 - Ceramic Engineering
 - Education
 - Education of the Gifted
 - Special Learning Disabilities
 - Education of the Multiple Handicapped
 - Administration of Special Education
- Within the field of Education, the single category *Education of the Visually Handicapped* has replaced two categories (*Education of the Partially Sighted* and *Education of the Blind*.)

PART B - BACHELOR'S, MASTER'S, AND DOCTOR'S DEGREES

IS PART B APPLICABLE TO YOUR INSTITUTION?
(If not applicable, proceed to Part C.)

YES

NO

ITEM NO.	MAJOR FIELD OF STUDY	LINE NO.	X IF FIRST TIME	NUMBER OF DEGREES CONFERRED						
				BACHELOR'S DEGREES (Requiring 4-5 years)		MASTER'S DEGREES		DOCTOR'S DEGREES (Ph.D., Ed.D., etc.)		
				MEN	WOMEN	MEN	WOMEN	MEN	WOMEN	
(1)	(2)	(3)	(4)	(5)	(6)	(7)	(8)	(9)	(10)	
1000	AGRICULTURE									

REPORT THE FOLLOWING AGRICULTURE-RELATED FIELDS OF STUDY AS SPECIFIED BELOW:

- | | | |
|--|--|--|
| Agricultural Chemistry (Report in Item 1721) | Entomology (Report in Item 1733) | Landscape Architecture (Report in Item 1400) |
| Agricultural Economics (Report in Item 7731) | Foods & Nutrition (Report in Item 4710) | Nutrition (Report in Item 1737) |
| Agricultural Education (Report in Item 2319) | Forestry (Report in Item 3800) | Plant Pathology (Report in Item 1751) |
| Agricultural Engineering (Report in Item 2607) | Genetics & Experimental Breeding (Report in Item 1736) | Plant Physiology (Report in Item 1754) |
| Botany (Report in Item 1707) | Home Economics (Report in Items 4701-4799) | Rural Sociology (Report in Item 7725) |

1001	AGRICULTURE, GENERAL (General Agriculture curriculum without major specialization)	1							
1003	AGRICULTURE BUSINESS (If a separate curriculum)	2							
1002	AGRONOMY, FIELD CROPS (Crop production, Tropical crop production)	3							
1004	ANIMAL SCIENCE (Animal husbandry, Nutrition, Breeding, Industry, Livestock production, Wool production, Livestock sanitation)	4							
1007	DAIRY SCIENCE (Dairy husbandry)	5							
1013	FARM MANAGEMENT (Distinguish from AGRICULTURAL ECONOMICS, Item 7731)	6							
1014	FISH, GAME, OR WILDLIFE MANAGEMENT	7							
1016	FOOD SCIENCE (Food technology and processing, Dairy manufacturing and technology, Food industry)	8							
1019	HORTICULTURE (Fruit and vegetable production)	9							
1020	INTERNATIONAL AGRICULTURE (Foreign agriculture service, if a separate curriculum)	10							
1022	ORNAMENTAL HORTICULTURE (Floriculture, Nursery management, Landscape gardening and design, Park and turf management)	11							
1025	POULTRY SCIENCE (Poultry husbandry and nutrition)	12							
1028	SOIL SCIENCE (Soil management, Soil conservation)	13							
1037	AGRICULTURE, OTHER FIELDS OF STUDY NOT LISTED ABOVE (Specify)								
1037		14							
1037		15							
1037		16							
1099	AGRICULTURE, FIELD OF STUDY NOT IDENTIFIED (Use only when no information on the specialization within Agriculture)	17							
1400	ARCHITECTURE (Distinguish from ARCHITECTURAL ENGINEERING, Item 2608.)	18							
1500	CITY PLANNING	19							

PART B - BACHELOR'S, MASTER'S, AND DOCTOR'S DEGREES (Continued)

ITEM NO.	MAJOR FIELD OF STUDY	LINE NO.	X IF FIRST TIME	NUMBER OF DEGREES CONFERRED					
				BACHELOR'S DEGREES (Requiring 4-5 years)		MASTER'S DEGREES		DOCTOR'S DEGREES (Ph.D., Ed.D., etc.)	
				MEN	WOMEN	MEN	WOMEN	MEN	WOMEN
(1)	(2)	(3)	(4)	(5)	(6)	(7)	(8)	(9)	(10)
1700	BIOLOGICAL SCIENCES								

REPORT THE FOLLOWING BIOLOGICAL SCIENCE-RELATED FIELDS OF STUDY AS SPECIFIED BELOW:

Animal Nutrition (Report in Item 1004)
 Clinical Dental Sciences (Report in Item 4446)
 Clinical Medical Sciences (Report in Item 4449)
 Clinical Veterinary Medical Sciences (Report in Item 4452)

Foods and Nutrition (Report in Item 4710)
 Food Technology (Report in Item 1016)
 Pharmacy (Report in Item 4431)

Distinguish PREMEDICAL, PREDENTAL, and PREVETERINARY SCIENCES from BIOLOGY, GENERAL, Item 1704. The former, in general, includes curriculums in which the premedical sciences predominate, without specialization in any one specific subject. The last year or two of such a curriculum is frequently taken in a MEDICAL, DENTAL, or VETERINARY school. BIOLOGY, GENERAL typically includes curriculums oriented toward preparation for the teaching of biology in high school or college, or toward further specialized study in such fields as MICROBIOLOGY, ENTOMOLOGY, GENETICS, etc. When the distinction between Items 1701 and 1704 is difficult to make, classify in the broader category (Item 1704).

NOTE: Students intending after graduation to enter schools of MEDICINE, DENTISTRY, or VETERINARY MEDICINE are not necessarily enrolled in PREMEDICAL, PREDENTAL, or PREVETERINARY programs (Item 1701); some of them choose to take more specialized programs, in which case their degrees should be reported in Item 1713. ANATOMY and HISTOLOGY; Item 1721. BIOCHEMISTRY; etc.

1701	PREMEDICAL, PREDENTAL, AND PREVETERINARY SCIENCES	20							
1704	BIOLOGY, GENERAL	21							
1707	BOTANY, GENERAL	22							
1710	ZOOLOGY, GENERAL	23							
1713	ANATOMY, HISTOLOGY	24							
1716	BACTERIOLOGY, VIROLOGY, MYCOLOGY, PARASITOLOGY, MICROBIOLOGY	25							
1721	BIOCHEMISTRY	26							
1724	BIOPHYSICS	27							
1727	CYTOLOGY	28							
1729	ECOLOGY	29							
1730	EMBRYOLOGY	30							
1733	ENTOMOLOGY	31							
1736	GENETICS (Including experimental plant and animal breeding)	32							
1738	MOLECULAR BIOLOGY	33							
1737	NUTRITION (Report Animal Nutrition in Item 1004)	34							
1739	OPTOMETRY (PREPROFESSIONAL BACHELOR'S DEGREE) (The usual professional degree in OPTOMETRY, awarded upon completion of a curriculum qualifying the student to practice optometry, is to be reported in Part A.)	35							
1742	PATHOLOGY (Report Plant Pathology in Item 1751)	36							
1745	PHARMACOLOGY (Report Pharmacy in Item 4431)	37							
1748	PHYSIOLOGY (Report Plant Physiology in Item 1754)	38							

NAME OF INSTITUTION

1. INSTITUTION CODE NUMBER

PART B - BACHELOR'S, MASTER'S, AND DOCTOR'S DEGREES (Continued)

ITEM NO.	MAJOR FIELD OF STUDY	LINE NO.	X IF FIRST TIME	NUMBER OF DEGREES CONFERRED						
				BACHELOR'S DEGREES (Requiring 4-5 years)		MASTER'S DEGREES		DOCTOR'S DEGREES (Ph.D., Ed.D., etc.)		
				MEN	WOMEN	MEN	WOMEN	MEN	WOMEN	
(1)	(2)	(3)	(4)	(5)	(6)	(7)	(8)	(9)	(10)	
	BIOLOGICAL SCIENCES (Continued)									
17S1	PLANT PATHOLOGY	39								
17S4	PLANT PHYSIOLOGY	40								
17S7	BIOLOGICAL SCIENCES, OTHER FIELDS OF STUDY NOT LISTED ABOVE (Specify) (DO NOT include degrees for work beyond M.D., D.D.S., or D.T.M. in clinical sciences such as CARDIOLOGY, OPHTHALMOLOGY, RADIOLOGY, ORTHODONTICS.) (See Items 4446-4452)									
17S7		41								
17S7		42								
17S7		43								
1799	BIOLOGICAL SCIENCES, FIELD OF STUDY NOT IDENTIFIED (Use only when no information on the specialization within Biological Sciences)	44								
2000	BUSINESS AND COMMERCE									

REPORT THE FOLLOWING BUSINESS AND COMMERCE-RELATED FIELDS OF STUDY AS SPECIFIED BELOW:

Business Education or Commercial Education (Report in Item 2325)
Economics (Report in Item 7713)Foreign Service Program, Consular and Diplomatic (Report in Item 7734)
Industrial Relations (Report in Item 7737)
City Planning (Report in Item 1500)

2001	BUSINESS AND COMMERCE, GENERAL (General curriculums in Business Administration or Business Management)	45								
2002	ACCOUNTING	46								
2003	FINANCE, BANKING	47								
2004	HOTEL OR RESTAURANT ADMINISTRATION	48								
2005	MARKETING	49								
2006	REAL ESTATE, INSURANCE	50								
2007	SECRETARIAL STUDIES	51								
2016	TRANSPORTATION	52								
20S6	BUSINESS AND COMMERCE, OTHER FIELDS OF STUDY NOT LISTED ABOVE (Specify)									
20S6		53								
20S6		54								
20S6		55								
2099	BUSINESS AND COMMERCE, FIELD OF STUDY NOT IDENTIFIED (Use only when no information on specialization within Business and Commerce)	56								
2100	COMPUTER SCIENCE AND SYSTEMS ANALYSIS (Report Records Management in Item 7300)									
210S	DATA PROCESSING	57								

PART B - BACHELOR'S, MASTER'S, AND DOCTOR'S DEGREES (Continued)

ITEM NO.	MAJOR FIELD OF STUDY	LINE NO.	X IF FIRST TIME	NUMBER OF DEGREES CONFERRED						
				BACHELOR'S DEGREES (Requiring 4-5 years)		MASTER'S DEGREES		DOCTOR'S DEGREES (Ph.D., Ed.D., etc.)		
				MEN	WOMEN	MEN	WOMEN	MEN	WOMEN	
(1)	(2)	(3)	(4)	(5)	(6)	(7)	(8)	(9)	(10)	
	COMPUTER SCIENCE AND SYSTEMS ANALYSIS (Continued)									
2110	COMPUTER SCIENCE (Curriculum includes Logic, Theory, Mathematics, Engineering)	58								
2120	SYSTEMS ANALYSIS (Curriculum includes Operations Analysis and applications of Computer Science.)	59								
2198	COMPUTER SCIENCE AND SYSTEMS ANALYSIS, OTHER FIELDS OF STUDY NOT LISTED ABOVE (Specify)									
2198		60								
2198		61								
2198		62								
2199	COMPUTER SCIENCE AND SYSTEMS ANALYSIS, FIELD OF STUDY NOT IDENTIFIED (Use only when no information on the specialization within Computer Science and Systems Analysis)	63								
2300	EDUCATION (If a student's major falls about equally within 2 educational fields - e.g., Elementary Education and Music Education, he should be classified in the more specialized or restricted of the 2 fields, in this case, Music Education)									

REPORT THE FOLLOWING EDUCATION-RELATED FIELDS OF STUDY AS SPECIFIED BELOW:

Teaching of English as a Foreign Language (Report in Item 8310)

School Librarianship, School Library Science (Report in Item 5300)

Religious Education (Report in Item 7401)

MAJORS FOR STUDENTS PREPARED TO TEACH: The general rule is to classify students prepared to teach according to their major area of specialization. This means, in general, that students who are prepared to teach an academic subject such as English, Biology, Mathematics, Foreign Languages, etc., should be reported in English (Item 2901), Biology (Item 1704), Mathematics (Item 5601), Foreign Language (Item 3500), etc., and not in Secondary Education (Item 2359).

SPECIALIZED TEACHING FIELDS

2301	PHYSICAL EDUCATION, SEPARATE CURRICULUM; OR COMBINED CURRICULUM WITH HEALTH EDUCATION OR RECREATION (Report nonteaching majors in Item 2378)	64								
2304	HEALTH EDUCATION, SEPARATE CURRICULUM (Not part of Item 2301)	65								
2307	RECREATION, SEPARATE CURRICULUM	66								
2308	EDUCATION OF THE MENTALLY RETARDED	67								
2309	EDUCATION OF THE GIFTED	68								
2310	EDUCATION OF THE DEAF	69								
2311	SPEECH AND HEARING IMPAIRED (Including speech correction)	70								
2312	EDUCATION OF THE VISUALLY HANDICAPPED	71								
2313	EDUCATION OF THE EMOTIONALLY DISTURBED	72								
2314	SPECIAL LEARNING DISABILITY	73								
2315	EDUCATION OF THE CRIPPLED	74								
2316	EDUCATION OF THE MULTIPLE HANDICAPPED	75								
2317	ADMINISTRATION OF SPECIAL EDUCATION	76								

NAME OF INSTITUTION	1. INSTITUTION CODE NUMBER
---------------------	----------------------------

PART B - BACHELOR'S, MASTER'S, AND DOCTOR'S DEGREES (Continued)

ITEM NO. (1)	MAJOR FIELD OF STUDY (2)	LINE NO. (3)	X IF FIRST TIME (4)	NUMBER OF DEGREES CONFERRED					
				BACHELOR'S DEGREES (Requiring 4-5 years)		MASTER'S DEGREES		DOCTOR'S DEGREES (Ph.D., Ed.D., etc.)	
				MEN (5)	WOMEN (6)	MEN (7)	WOMEN (8)	MEN (9)	WOMEN (10)
	EDUCATION (Continued)								
2318	EDUCATION OF EXCEPTIONAL CHILDREN (All areas of specialization other than Items 2308-2317.)	77							
2319	AGRICULTURAL EDUCATION	78							
2322	ART EDUCATION	79							
2325	BUSINESS EDUCATION, COMMERCIAL EDUCATION	80							
2328	DISTRIBUTIVE EDUCATION, RETAIL SELLING	81							
2331	HOME ECONOMICS EDUCATION	82							
2333	INDUSTRIAL ARTS EDUCATION, NON-VOCATIONAL	83							
2336	MUSIC EDUCATION	84							
2339	TRADE OR INDUSTRIAL EDUCATION, VOCATIONAL (Report TRADE AND INDUSTRIAL TRAINING in Item 8000)	85							
2342	SPECIALIZED TEACHING FIELDS NOT LISTED ABOVE, SUCH AS ARTS AND CRAFTS EDUCATION, NURSING EDUCATION, SCIENCE EDUCATION, ETC. (Specify)								
2342		86							
GENERAL TEACHING FIELDS (Levels)									
2350	NURSERY, KINDERGARTEN EDUCATION	87							
2353	EARLY CHILDHOOD EDUCATION (Through primary grades)	88							
2356	ELEMENTARY EDUCATION	89							
2359	SECONDARY EDUCATION, INCLUDING JUNIOR HIGH SCHOOL (See paragraph 6(c) of "Instructions")	90							
2362	COMBINED ELEMENTARY AND SECONDARY EDUCATION (Prepares for both levels.)	91							
2365	ADULT EDUCATION	92							
2368	GENERAL TEACHING FIELDS, OTHER FIELDS OF STUDY NOT LISTED ABOVE (Specify)								
2368		93							
OTHER EDUCATION FIELDS									
2370	EDUCATION SPECIALIST (6-yr. degree)	94							
2371	EDUCATIONAL ADMINISTRATION, SUPERVISION, FINANCE	95							
2372	COUNSELING AND GUIDANCE (Majors in School of Education only)	96							
2373	REHABILITATION COUNSELOR TRAINING (See also Item 7105)	97							
2374	HISTORY, PHILOSOPHY, OR THEORY OF EDUCATION; COMPARATIVE EDUCATION	98							

PART B - BACHELOR'S, MASTER'S, AND DOCTOR'S DEGREES (Continued)

ITEM NO.	MAJOR FIELD OF STUDY	LINE NO.	X IF FIRST TIME	NUMBER OF DEGREES CONFERRED					
				BACHELOR'S DEGREES (Requiring 4-5 years)		MASTER'S DEGREES		DOCTOR'S DEGREES (Ph.D., Ed.D., etc.)	
				MEN (5)	WOMEN (6)	MEN (7)	WOMEN (8)	MEN (9)	WOMEN (10)
(1)	(2)	(3)	(4)	(5)	(6)	(7)	(8)	(9)	(10)
	EDUCATION (Continued)								
2375	CURRICULUM, INSTRUCTION	99							
2376	EDUCATION, GENERAL (Without specific concentration) (Master's and Doctor's Degrees only, based on unspecialized work in Education, usually accompanied by some work in another field such as BIOLOGY, ENGLISH, HISTORY, etc. For inclusion in this item, the work in EDUCATION must predominate, i.e., comprise more than half the student's work for the degree.)	100							
2377	EDUCATIONAL PSYCHOLOGY (If not classifiable in Item 7106)	101							
2378	PHYSICAL EDUCATION - NONTEACHING	102							
2380	PREPROFESSIONAL BACHELOR'S DEGREE IN EDUCATION (DO NOT include here 4-year degrees in academic subjects.)	103							
2382	OTHER NONTEACHING EDUCATION FIELDS NOT LISTED ABOVE (Specify)								
2382		104							
2399	EDUCATION, FIELD OF STUDY NOT IDENTIFIED (Use only when no information on the specialization within Education.)	105							
2600	ENGINEERING								
<p>(In Columns 7 and 8, include both master's degrees and "other postgraduate predoctoral degrees" (e.g., Civil Engineer, Electrical Engineer, etc.) Please show the number of other postgraduate predoctoral degrees in parenthesis under the total degrees in that category.)</p>									
2602	AEROSPACE, AERONAUTICAL, ASTRONAUTICAL ENGINEERING, AERONAUTICS, ASTRONAUTICS	106							
2607	AGRICULTURAL ENGINEERING	107							
2608	ARCHITECTURAL ENGINEERING	108							
2610	BIOMEDICAL ENGINEERING	109							
2612	CERAMIC ENGINEERING	110							
2614	CHEMICAL ENGINEERING, PETROLEUM REFINING ENGINEERING	111							
2621	CIVIL ENGINEERING, CONSTRUCTION ENGINEERING, TRANSPORTATION ENGINEERING (Report Sanitary Engineering in Item 2646)	112							
2632	ELECTRICAL ENGINEERING, ELECTRONICS	113							
2645	ENGINEERING SCIENCES, ENGINEERING MECHANICS, ENGINEERING PHYSICS, SCIENCE ENGINEERING	114							
2646	ENVIRONMENTAL HEALTH ENGINEERING, SANITARY ENGINEERING	115							
2647	GENERAL ENGINEERING, OTHER NONSPECIALIZED ENGINEERING CURRICULUMS	116							
2649	GEOLOGICAL ENGINEERING, GEOPHYSICAL ENGINEERING, MINING GEOLOGY	117							
2653	INDUSTRIAL AND MANAGEMENT ENGINEERING	118							
2660	MECHANICAL ENGINEERING (Report Engineering Mechanics in Item 2645)	119							

PART B - BACHELOR'S, MASTER'S, AND DOCTOR'S DEGREES (Continued)

ITEM NO.	MAJOR FIELD OF STUDY	LINE NO.	X IF FIRST TIME	NUMBER OF DEGREES CONFERRED					
				BACHELOR'S DEGREES (Requiring 4-5 years)		MASTER'S DEGREES		DOCTOR'S DEGREES (Ph.D., Ed.D., etc.)	
				MEN	WOMEN	MEN	WOMEN	MEN	WOMEN
(1)	(2)	(3)	(4)	(5)	(6)	(7)	(8)	(9)	(10)
	ENGINEERING (Continued)								
2670	METALLURGICAL AND MATERIALS ENGINEERING, MATERIALS SCIENCE	120							
2672	MINING ENGINEERING, MINERAL ENGINEERING, MINING, MINERAL DRESSING (Report Mining Geology in Item 2649)	121							
2674	NAVAL ARCHITECTURE AND MARINE ENGINEERING	122							
2676	NUCLEAR ENGINEERING	123							
2678	PETROLEUM ENGINEERING (Report Petroleum Refining Engineering in Item 2614)	124							
2697	ENGINEERING, OTHER FIELDS OF STUDY NOT LISTED ABOVE (Specify)								
2697		125							
2699	ENGINEERING, FIELD OF STUDY NOT IDENTIFIED (Use only when no information on specialization within Engineering.)	126							
2900	ENGLISH AND JOURNALISM								

REPORT THE FOLLOWING ENGLISH AND JOURNALISM-RELATED FIELDS OF STUDY AS SPECIFIED BELOW:

Linguistics (Report in Item 3501) Speech and Dramatic Arts (Report in Item 3207)
 Speech Correction (Report in Item 2311) Teaching of English as a Foreign Language (Report in Item 8310)

2901	ENGLISH, LITERATURE, CREATIVE WRITING, LANGUAGE ARTS, COMPARATIVE LITERATURE	127							
2904	JOURNALISM	128							
3200	FINE AND APPLIED ARTS								

REPORT THE FOLLOWING FINE AND APPLIED ARTS-RELATED FIELDS OF STUDY AS SPECIFIED BELOW:

Art Education (Report in Item 2322) Music Education (Report in Item 2336)
 Speech Correction (Report in Item 2311)

3201	ART, GENERAL (Without specific major)	129							
3204	MUSIC, SACRED MUSIC (Distinguish from MUSIC EDUCATION, Item 2336)	130							
3207	SPEECH AND DRAMATIC ARTS (Exclude SPEECH CORRECTION, Item 2311)	131							
3213	FINE AND APPLIED ARTS, OTHER FIELDS OF STUDY NOT LISTED ABOVE (Include Art History, Painting, Sculpture, Radio, TV, Interior Design, etc.) (Specify)								
3213		132							
3213		133							
3213		134							
3299	FINE AND APPLIED ARTS, FIELD OF STUDY NOT IDENTIFIED (Use only when no information on specialization within Fine and Applied Arts)	135							
3300	FOLKLORE (Distinguish from Area Studies in which the curriculum is based on the study of a single area or region)	136							



PART B - BACHELOR'S, MASTER'S, AND DOCTOR'S DEGREES (Continued)

ITEM NO.	MAJOR FIELD OF STUDY	LINE NO.	X IF FIRST TIME	NUMBER OF DEGREES CONFERRED					
				BACHELOR'S DEGREES <i>(Requiring 4-5 years)</i>		MASTER'S DEGREES		DOCTOR'S DEGREES <i>(Ph.D., Ed.D., etc.)</i>	
				MEN <i>(5)</i>	WOMEN <i>(6)</i>	MEN <i>(7)</i>	WOMEN <i>(8)</i>	MEN <i>(9)</i>	WOMEN <i>(10)</i>
3500	FOREIGN LANGUAGES AND LITERATURE								

REPORT THE FOLLOWING FOREIGN LANGUAGES AND LITERATURE-RELATED FIELDS OF STUDY AS SPECIFIED BELOW:
 Area Studies and Regional Studies *(Report in Item 7710)* Comparative Literature *(Report in Item 2901)*
 Teaching of English as a Foreign Language *(Report in Item 8310)*

3501	LINGUISTICS <i>(Include PHONETICS and SEMANTICS)</i>	137							
3511	LATIN, CLASSICAL GREEK	138							
3513	MODERN LANGUAGES <i>(Combination of three or more)</i>	139							
3520	FRENCH	140							
3522	ITALIAN	141							
3524	PORTUGUESE	142							
3526	SPANISH	143							
3528	PHILOLOGY AND LITERATURE OF ROMANCE LANGUAGES <i>(Include only degrees based on broad study of the field. DO NOT include degrees based on study of only a single language of the group. DO NOT include "double majors". See paragraph 6(d) of "Instructions".)</i>	144							
3540	GERMAN	145							
3546	OTHER GERMANIC LANGUAGES <i>(NORWEGIAN, SWEDISH, DANISH, ICELANDIC, DUTCH, AFRIKAANS, SOUTH AFRICAN DUTCH, FLEMISH, etc.)</i>	146							
3548	PHILOLOGY AND LITERATURE OF GERMANIC LANGUAGES <i>(Include only degrees based on broad study of the field. DO NOT include degrees based on study of only a single language of the group. DO NOT include "double majors". See paragraph 6(d) of "Instructions".)</i>	147							
3560	ARABIC	148							
3564	CHINESE	149							
3568	HEBREW	150							
3572	HINDI, URDU	151							
3576	JAPANESE	152							
3580	RUSSIAN	153							
3586	OTHER SLAVIC LANGUAGES <i>(e.g., BULGARIAN, SERBOCROATIAN, SLOVENIAN, BYELORUSSIAN, UKRAINIAN, CZECHOSLOVAK, POLISH)</i>	154							
3590	FOREIGN LANGUAGES AND LITERATURE, OTHER FIELDS OF STUDY NOT LISTED ABOVE <i>(Specify)</i>								
3590		155							
3590		156							

PART B - BACHELOR'S, MASTER'S, AND DOCTOR'S DEGREES (Continued)

ITEM NO.	MAJOR FIELD OF STUDY	LINE NO.	X IF FIRST TIME	NUMBER OF DEGREES CONFERRED					
				BACHELOR'S DEGREES (Requiring 4-5 years)		MASTER'S DEGREES		DOCTOR'S DEGREES (Ph.D., Ed.D., etc.)	
				MEN (5)	WOMEN (6)	MEN (7)	WOMEN (8)	MEN (9)	WOMEN (10)
(1)	(2)	(3)	(4)						
	FOREIGN LANGUAGES AND LITERATURE(Continued)								
3590	FOREIGN LANGUAGES AND LITERATURE, OTHER FIELDS OF STUDY NOT LISTED ABOVE (Specify) (Continued)								
3590		157							
3599	FOREIGN LANGUAGES AND LITERATURE, FIELD OF STUDY NOT IDENTIFIED (Use only when no information on the specialization within Foreign Languages and Literature)	158							
3800	FORESTRY (Silviculture, Forest Management, Wood Utilization)	159							
4100	GEOGRAPHY	160							
4400	HEALTH PROFESSIONS								

REPORT THE FOLLOWING HEALTH PROFESSION-RELATED FIELDS OF STUDY AS SPECIFIED BELOW:

6-or-more-year First-Professional Degrees (Report in Part A)
 Biological Sciences, such as Anatomy, Histology, Bacteriology, Pathology, and Physiology (Report in Items 1701-1757)
 Medical Record Science, Medical Record Librarianship (Report in Item 7300)
 Nursing Education (Training of Teachers of Nursing), School Nurse (Report in Item 2342)

Programs involving less than 4 years of college work (Report in Part C)
 Premedical, Predental, Preveterinary (Report in Item 1701)
 Pharmacology (Report in Item 1745)
 Preprofessional Optometry (Report in Item 1739)

4401	CHIROPODY OR PODIATRY (Report First-Professional degrees in Part A)	161							
4404	DENTAL HYGIENE (Include only degrees based on 4 or more years of college work. Include Certificates or Diplomas only if based on at least 4 years of work.)	162							
4410	HOSPITAL ADMINISTRATION (Include in Columns 7 and 8 all master's degrees even if the master's is a first-professional degree.)	163							
4413	MEDICAL TECHNOLOGY (Include only degrees based on 4 or more years of college work. Include Certificates or Diplomas only if based on at least 4 years of work.)	164							
4419	NURSING, PUBLIC HEALTH NURSING (Include only degrees based on 4 or more years of college work. Include Certificates or Diplomas only if based on at least 4 years of work.)	165							
4422	OCCUPATIONAL THERAPY (Include only degrees based on 4 or more years of college work. Include Certificates or Diplomas only if based on at least 4 years of work.)	166							
4425	OPTOMETRY (Report preprofessional bachelor's degrees in Item 1739, and first-professional degrees in Part A.)	167							
4428	OSTEOPATHY (Report first-professional degrees in Part A.)	168							
4431	PHARMACY	169							
4434	PHYSICAL THERAPY, PHYSIOTHERAPY (Include only degrees based on 4 or more years of college work. Include Certificates or Diplomas only if based on at least 4 years of work.)	170							
4437	PUBLIC HEALTH	171							
4440	RADIOLOGIC TECHNOLOGY (Mainly X-Ray technic) (Include only degrees based on 4 or more years of college work. Include Certificates or Diplomas only if based on at least 4 years of work.)	172							
4446	CLINICAL DENTAL SCIENCES (Include degrees beyond the D.D.S., or D.M.D. for work in such clinical sciences as ORTHODONTICS, PEDODONTOLOGY, PERIODONTOLOGY, and PROSTHODONTIA.)	173							

PART B - BACHELOR'S, MASTER'S, AND DOCTOR'S DEGREES (Continued)

ITEM NO.	MAJOR FIELD OF STUDY	LINE NO.	X IF FIRST TIME	NUMBER OF DEGREES CONFERRED						
				BACHELOR'S DEGREES (Requiring 4-5 years)		MASTER'S DEGREES		DOCTOR'S DEGREES (Ph.D., Ed.D., etc.)		
				MEN	WOMEN	MEN	WOMEN	MEN	WOMEN	
(1)	(2)	(3)	(4)	(5)	(6)	(7)	(8)	(9)	(10)	
	HEALTH PROFESSIONS (Continued)									
4449	CLINICAL MEDICAL SCIENCES (Include degrees beyond M.D. for work in such clinical sciences as CARDIOLOGY, OPHTHALMOLOGY, RADIOLOGY, NEUROLOGY, SURGERY, etc.)	174								
4452	CLINICAL VETERINARY MEDICAL SCIENCES	175								
4455	HEALTH PROFESSIONS, OTHER FIELDS OF STUDY NOT LISTED ABOVE (DO NOT include the M.D., D.D.S., O.D., which are first-professional degrees. Report Medical Record Science and Medical Record Librarianship in Item 7300.)									
4455		176								
4455		177								
4455		178								
4499	HEALTH PROFESSIONS, FIELD OF STUDY NOT IDENTIFIED (Use only when no information on the specialization within Health Professions.)	179								
4700	HOME ECONOMICS									

REPORT THE FOLLOWING HOME ECONOMICS-RELATED FIELDS OF STUDY AS SPECIFIED BELOW:

Food Technology (Report in Item 1016)

Home Economics Education (Report in Item 2331)

Hotel or Restaurant Administration (Report in Item 2004)

Nutrition (Report in Item 1737)

4701	HOME ECONOMICS, GENERAL	180								
4704	CHILD DEVELOPMENT, FAMILY RELATIONS	181								
4707	CLOTHING, TEXTILES	182								
4710	FOODS AND NUTRITION	183								
4713	INSTITUTION MANAGEMENT, INSTITUTION ADMINISTRATION	184								
4719	HOME ECONOMICS, OTHER FIELDS OF STUDY NOT LISTED ABOVE (Include specialized fields such as Family Economics and Management, Home Furnishings, Housing and Equipment, etc.) (Specify)									
4719		185								
4719		186								
4719		187								
4799	HOME ECONOMICS, FIELD OF STUDY NOT IDENTIFIED (Use only when no information on the specialization within Home Economics)	188								
5000	LAW (Report in Columns 5 and 6 undergraduate majors specifically designated "Prelaw". For other students planning to enter law school, report undergraduate major in appropriate field. Report first-professional degrees in Part A.)	189								
5300	LIBRARY SCIENCE (Include degrees awarded for completion of a general library curriculum, or of a specialized curriculum in public library service, school library service, college librarianship, etc.)	190								
	MEDICAL RECORD SCIENCE AND MEDICAL RECORD LIBRARIANSHIP (Report in Item 7300)									

PART B - BACHELOR'S, MASTER'S, AND DOCTOR'S DEGREES (Continued)

ITEM NO.	MAJOR FIELD OF STUDY	LINE NO.	X IF FIRST TIME	NUMBER OF DEGREES CONFERRED						
				BACHELOR'S DEGREES (Requiring 4-5 years)		MASTER'S DEGREES		DOCTOR'S DEGREES (Ph.D., Ed.D., etc.)		
				MEN	WOMEN	MEN	WOMEN	MEN	WOMEN	
(1)	(2)	(3)	(4)	(5)	(6)	(7)	(8)	(9)	(10)	
5600	MATHEMATICAL SCIENCES (Report Computer Sciences and Systems Analysis in Item 2100)									
5601	MATHEMATICS	191								
5607	STATISTICS	192								
5900	MILITARY SCIENCE									
5910	MERCHANT MARINE (Deck Officer only)	193								
5920	MILITARY, NAVAL, OR AIR FORCE SCIENCE	194								
6500	PHILOSOPHY									
6501	PHILOSOPHY (Except for Item 6504 below)	195								
6504	SCHOLASTIC PHILOSOPHY (Include degrees with concentration in SCHOLASTIC PHILOSOPHY, which in combination with other LIBERAL ARTS SUBJECTS, INCLUDING LATIN, fulfill the "PRETHEOLOGY" requirement in Catholic Seminaries.)	196								
6800	PHYSICAL SCIENCES									

REPORT THE FOLLOWING PHYSICAL SCIENCE-RELATED FIELDS OF STUDY AS SPECIFIED BELOW:

Biophysics (Report in Item 1724)

Chemical Engineering (Report in Item 2614)

Geography (Report in Item 4100)

Biochemistry (Report in Item 1721)

Metallurgical Engineering (Report in Item 2670)

Natural Science (Report in Item 8304)

6801	PHYSICAL SCIENCES, GENERAL (Without specific major). OBSERVE THE DISTINCTION BETWEEN PHYSICAL AND NATURAL SCIENCES (Items 6801 & 8304); THE LATTER INCLUDES BIOLOGICAL SCIENCES AS WELL AS PHYSICAL	197								
6804	ASTRONOMY	198								
6807	CHEMISTRY (Report PHARMACEUTICAL CHEMISTRY in Item 6815)	199								
6810	METALLURGY	200								
6813	METEOROLOGY	201								
6815	PHARMACEUTICAL CHEMISTRY	202								
6816	PHYSICS	203								

EARTH SCIENCES

6818	EARTH SCIENCES, GENERAL	204								
6819	GEOLOGY	205								
6822	GEOFYSICS (Include SEISMOLOGY)	206								
6825	OCEANOGRAPHY	207								

PART B - BACHELOR'S, MASTER'S, AND DOCTOR'S DEGREES (Continued)

ITEM NO.	MAJOR FIELD OF STUDY	LINE NO.	X IF FIRST TIME	NUMBER OF DEGREES CONFERRED					
				BACHELOR'S DEGREES <i>(Requiring 4-5 years)</i>		MASTER'S DEGREES		DOCTOR'S DEGREES <i>(Ph.D., Ed.D., etc.)</i>	
				MEN <i>(5)</i>	WOMEN <i>(6)</i>	MEN <i>(7)</i>	WOMEN <i>(8)</i>	MEN <i>(9)</i>	WOMEN <i>(10)</i>
<i>(1)</i>	<i>(2)</i>	<i>(3)</i>	<i>(4)</i>	<i>(5)</i>	<i>(6)</i>	<i>(7)</i>	<i>(8)</i>	<i>(9)</i>	<i>(10)</i>
	PHYSICAL SCIENCES <i>(Continued)</i>								
EARTH SCIENCES (Continued)									
6828	EARTH SCIENCES, OTHER FIELDS OF STUDY NOT LISTED ABOVE <i>(Specify)</i>								
6828		208							
6828		209							
6828		210							
6831	PHYSICAL SCIENCES, OTHER FIELDS OF STUDY NOT LISTED ABOVE <i>(Specify)</i>								
6831		211							
6831		212							
6899	PHYSICAL SCIENCES, FIELD OF STUDY NOT IDENTIFIED <i>(Use only when no information on the specialization within Physical Sciences)</i>	213							
7100	PSYCHOLOGY								
7101	GENERAL PSYCHOLOGY	214							
7102	CLINICAL PSYCHOLOGY	215							
7103	COUNSELING AND GUIDANCE <i>(Psychology majors only. See Item 2372)</i>	216							
7104	SOCIAL PSYCHOLOGY	217							
7105	REHABILITATION COUNSELOR TRAINING <i>(If not classifiable in Item 2373)</i>	218							
7106	EDUCATIONAL PSYCHOLOGY <i>(See also Item 2377)</i>	219							
7110	PSYCHOLOGY, OTHER FIELDS OF STUDY NOT LISTED ABOVE <i>(Specify)</i>								
7110		220							
7110		221							
7199	PSYCHOLOGY, FIELD OF STUDY NOT IDENTIFIED <i>(Use only when no information on the specialization within Psychology)</i>	222							
7300	RECORDS MANAGEMENT <i>(Include Medical Record Science and Medical Record Librarianship)</i>	223							
7400	RELIGION								

REPORT THE FOLLOWING RELIGION-RELATED FIELDS OF STUDY AS SPECIFIED BELOW:

First-Professional degrees requiring 6 years or more *(Report in Part A.)*

PRETHEOLOGY DEGREES SHOULD BE CLASSIFIED ACCORDING TO THE MAJOR FIELD OF UNDERGRADUATE STUDY, SUCH AS:

Arts, General Program *(Report in Item 8301)*

English *(Report in Item 2901)*

History *(Report in Item 7716)*

Philosophy *(Report in Item 6501)*

Religious Education, Bible *(Report in Item 7401)*

Sacred Music *(Report in Item 3204)*

Scholastic Philosophy *(Report in Item 6504)*

NAME OF INSTITUTION

1. INSTITUTION CODE NUMBER

PART B - BACHELOR'S, MASTER'S, AND DOCTOR'S DEGREES (Continued)

ITEM NO.	MAJOR FIELD OF STUDY	LINE NO.	X IF FIRST TIME	NUMBER OF DEGREES CONFERRED						
				BACHELOR'S DEGREES (Requiring 4-5 years)		MASTER'S DEGREES		DOCTOR'S DEGREES (Ph.D., Ed.D., etc.)		
				MEN	WOMEN	MEN	WOMEN	MEN	WOMEN	
(1)	(2)	(3)	(4)	(5)	(6)	(7)	(8)	(9)	(10)	
	RELIGION (Continued)									
7401	RELIGIOUS EDUCATION, BIBLE (Include degrees such as BACHELOR OF RELIGIOUS EDUCATION (B.R.E.), B.A. in BIBLICAL EDUCATION, MASTER OF RELIGIOUS EDUCATION (M.R.E.), etc.) THE CURRICULUM FOR SUCH DEGREES GENERALLY INCLUDES SOME BASIC LIBERAL ARTS SUBJECTS, INTENSIVE STUDY OF THE BIBLE, AND/OR PREPARATION FOR SERVICE IN SUCH FIELDS AS RELIGIOUS SOCIAL WORK, LEADERSHIP IN BIBLICAL EDUCATION, MISSION WORK, ETC. (Distinguish from professional ministerial degrees in THEOLOGY, Part A.)	224								
7407	THEOLOGY (Report B.D., or similar first-professional degrees requiring at least 6 years in Part A.)	225								
7410	RELIGION, LIBERAL ARTS CURRICULUM, NONSECTARIAN (Include degrees based on a major comprising such courses as COMPARATIVE RELIGION, HISTORY OF RELIGION, PHILOSOPHY OF RELIGION, PSYCHOLOGY OF RELIGIONS, RELIGION AND THE STATE, etc.)	226								
7413	RELIGION, OTHER FIELDS OF STUDY NOT LISTED ABOVE (Specify)									
7413		227								
7413		228								
7413		229								
7499	RELIGION, FIELD OF STUDY NOT IDENTIFIED (Use only when no information on the specialization within Religion)	230								
7700	SOCIAL SCIENCES									

REPORT THE FOLLOWING SOCIAL SCIENCE-RELATED FIELDS OF STUDY AS SPECIFIED BELOW:

Folklore (Report in Item 3300)

Hospital Administration (Report in Item 4410)

Geography (Report in Item 4100)

Social Psychology (Report in Item 7104)

BASIC SOCIAL SCIENCES

7701	SOCIAL SCIENCES, GENERAL (Without specific major)	231								
7704	AMERICAN STUDIES, AMERICAN CIVILIZATION, AMERICAN CULTURE (Similar to AREA STUDIES, Item 7710, but with focus on the United States. DO NOT confuse with AMERICAN HISTORY which should be reported as HISTORY, Item 7716.)	232								
7707	ANTHROPOLOGY	233								
7710	AREA STUDIES, REGIONAL STUDIES (An organized curriculum bearing particularly on a foreign country or region. The curriculum may include basic courses in the languages and literature of the country or region, as well as courses on GEOGRAPHIC CHARACTERISTICS, SYSTEM OF GOVERNMENT, HISTORICAL DEVELOPMENT, INTERNATIONAL RELATIONS, ECONOMIC ASPECTS, THE EDUCATIONAL PROGRAM, RELIGIOUS BELIEFS, MORES, etc.) (Report Folklore in Item 3300.)	234								
7713	ECONOMICS (Report AGRICULTURAL ECONOMICS in Item 7731)	235								
	FOLKLORE (Report in Item 3300) GEOGRAPHY (Report in Item 4100)									
7716	HISTORY	236								
7719	INTERNATIONAL RELATIONS	237								
7722	POLITICAL SCIENCE, GOVERNMENT	238								

PART B - BACHELOR'S, MASTER'S, AND DOCTOR'S DEGREES (Continued)

ITEM NO.	MAJOR FIELD OF STUDY	LINE NO.	X IF FIRST TIME	NUMBER OF DEGREES CONFERRED					
				BACHELOR'S DEGREES (Requiring 4-5 years)		MASTER'S DEGREES		DOCTOR'S DEGREES (Ph.D., Ed.D., etc.)	
				MEN (5)	WOMEN (6)	MEN (7)	WOMEN (8)	MEN (9)	WOMEN (10)
(1)	(2)	(3)	(4)						
	SOCIAL SCIENCES (Continued)								
BASIC SOCIAL SCIENCES (Continued)									
	SOCIAL PSYCHOLOGY (Report in Item 7104)								
7725	SOCIOLOGY	239							
7728	BASIC SOCIAL SCIENCES, OTHER FIELDS OF STUDY NOT LISTED ABOVE (Specify)								
7728		240							
7728		241							
APPLIED SOCIAL SCIENCES									
7731	AGRICULTURAL ECONOMICS	242							
7734	FOREIGN SERVICE PROGRAMS (Consular and diplomatic service) (Leading to qualification for appointment as foreign service officer of U.S. Department of State)	243							
	HOSPITAL ADMINISTRATION (Report in Item 4410)								
7737	INDUSTRIAL RELATIONS	244							
7740	PUBLIC ADMINISTRATION (Report City Planning in Item 1500)	245							
7743	SOCIAL WORK, SOCIAL ADMINISTRATION, SOCIAL WELFARE	246							
7746	APPLIED SOCIAL SCIENCES, OTHER FIELDS OF STUDY NOT LISTED ABOVE (Specify)								
7746		247							
7746		248							
7799	SOCIAL SCIENCES, FIELD OF STUDY NOT IDENTIFIED (Use only when no information on the specialization within Social Sciences)	249							
8000	TRADE OR INDUSTRIAL TRAINING (Distinguish from Trade and Industrial Education, Item 2339, which is designed for the training of teachers. Include degrees based on at least 4 years of college work in such fields as Light Building Construction, Heating and Ventilating, Airplane Mechanics, Automotive Maintenance, Printing, Tanning, Technology below the level of Engineering, Industrial Supervision, etc.)	250							
8300	BROAD GENERAL CURRICULUMS AND MISCELLANEOUS FIELDS OF STUDY								
8301	ARTS, GENERAL PROGRAM (Without major field. Include degrees based on a variety of courses drawn mainly from the fields of LITERATURE, FOREIGN LANGUAGES, SOCIAL SCIENCES, PHILOSOPHY, PSYCHOLOGY, FINE ARTS, etc.)	251							
8304	SCIENCES, GENERAL PROGRAM (Without major field. Include degrees based on a variety of courses drawn mainly from the fields of PHYSICAL AND BIOLOGICAL SCIENCES AND MATHEMATICS.)	252							
8307	ARTS AND SCIENCES, GENERAL PROGRAM (Include degrees based on a broad variety of courses drawn mainly from the fields of the HUMANITIES, SCIENCE, AND SOCIAL SCIENCE.)	253							
8310	TEACHING OF ENGLISH AS A FOREIGN LANGUAGE (Include degrees which prepare teachers of English as a foreign language. DO NOT include degrees in English for other purposes.)	254							

PART B - BACHELOR'S, MASTER'S, AND DOCTOR'S DEGREES (Continued)

ITEM NO.	MAJOR FIELD OF STUDY	LINE NO.	X IF FIRST TIME	NUMBER OF DEGREES CONFERRED					
				BACHELOR'S DEGREES (Requiring 4-5 years)		MASTER'S DEGREES		DOCTOR'S DEGREES (Ph.D., Ed.D., etc.)	
				MEN	WOMEN	MEN	WOMEN	MEN	WOMEN
(1)	(2)	(3)	(4)	(5)	(6)	(7)	(8)	(9)	(10)
	BROAD GENERAL CURRICULUMS AND MISCELLANEOUS FIELDS OF STUDY (Continued)								
8313	INTERAREA STUDIES (Specify subject areas). See instructions, paragraph 6(g))								
8313		255							
8313		256							
8313		257							
8313		258							
8313		259							
8313		260							
8314	FIELDS OF STUDY NOT CLASSIFIABLE IN ITEMS 1000-8313 (Specify)								
8314		261							
8314		262							
8314		263							
8314		264							
8314		265							
8399	FIELD OF STUDY NOT IDENTIFIED (Use only when no information on the field of study or the subject area)								
8399		266							
8399		267							
8399		268							
8399		269							
8399		270							
8399		271							
9800	GRAND TOTAL, ALL BACHELOR'S, MASTER'S, AND DOCTOR'S DEGREES (From July 1, 1968 to June 30, 1969)	272							

RELATED NCES PUBLICATIONS

- OE-54003-69A Opening Fall Enrollment in Higher Education, 1969: Report on Preliminary Survey
- OE-54048 Advance Statistics on Opening Fall Enrollment, 1969-- Basic Information
- OE-54003-68 Opening Fall Enrollment in Higher Education, 1968: Part A-- Summary Data
- OE-54003-68 Opening Fall Enrollment in Higher Education, 1968: Part B-- Institutional Data
- OE-54013-68-A Earned Degrees Conferred, 1967-68: Part A-- Summary Data
- OE-54013-68-B Earned Degrees Conferred, 1967-68: Part B-- Institutional Data
- OE-54045-68 Associate Degrees and Other Formal Awards Below the Baccalaureate, 1967-68
- OE-54009-69 Students Enrolled for Advanced Degrees, Fall 1969: Preliminary Report
- OE-54019-68-A Students Enrolled for Advanced Degrees, Fall 1968: Part A-- Summary Data
- OE-54019-68-B Students Enrolled for Advanced Degrees, Fall 1968: Part B-- Institutional Data
- OE-50057-66 Number and Characteristics of Employees in Institutions of Higher Education, Fall 1966
- OE-15023-69 Library Statistics of Colleges and Universities, Fall 1969: Data for Individual Institutions
- OE-50000-70 Education Directory, 1969-70, Higher Education

UNITED STATES
GOVERNMENT PRINTING OFFICE
DIVISION OF PUBLIC DOCUMENTS
WASHINGTON, D.C. 20402

OFFICIAL BUSINESS



POSTAGE AND FEES PAID
U.S. GOVERNMENT PRINTING OFFICE

OE-54013-69-Part 1



U.S. DEPARTMENT OF HEALTH, EDUCATION, AND WELFARE/Office of Education