

## DOCUMENT RESUME

ED 046 321

HF 001 843

TITLE National Merit Scholarship Corporation Annual Report 1969.

INSTITUTION National Merit Scholarship Corp., Evanston, Ill.

PER DATE 70

NOTE 30p.

EDRS PRICE MF-\$0.65 HC-\$3.20

DESCRIPTORS Able Students, \*College Bound Students, Financial Support, \*Higher Education, \*Negro Students, Private Financial Support, \*Scholarships, \*Superior Students

IDENTIFIERS \*National Merit Scholarship Program

## ABSTRACT

This report discusses the National Merit Scholarship Program (NMSC) and the National Achievement Scholarship Program (NASP) for 1968-69 in terms of student participation, awards made, and sponsor participation. Two types of Merit scholarships were awarded: scholarships renewable for up to 4 years of college, which are underwritten by sponsors in the Merit Program, and one-time non-renewable \$1,000 scholarships financed by both NMSC and sponsors. The NASP is designed for outstanding black students of whom 233 were awarded a \$1,000 scholarship and 121 were awarded renewable scholarships. The NASP also supports research, including a study of marital plans and educational aspirations of women Scholars and career choices of Negroes and other youth. The report also lists the sponsors of the NMSC programs, the number of participating secondary schools and students by state in 1968-69, the colleges from which Merit and Achievement Scholars have been graduated and present college enrollment of these scholars for 1969-70, and a summary of college majors of the Scholars and semifinalists in the 1969 programs. A financial statement concludes the report. (17)

NATIONAL MERIT SCHOLARSHIP CORPORATION  
ANNUAL REPORT 1969



U S DEPARTMENT OF HEALTH, EDUCATION  
& WELFARE  
OFFICE OF EDUCATION  
THIS DOCUMENT HAS BEEN REPRODUCED  
EXACTLY AS RECEIVED FROM THE PERSON OR  
ORGANIZATION ORIGINATING IT. POINTS OF  
VIEW OR OPINIONS STATED DO NOT NECESSARILY  
REPRESENT OFFICIAL OFFICE OF EDUCATION  
POSITION OR POLICY

ED0 46321



BOARD OF DIRECTORS

OFFICERS

## CONTENTS

- 2 President's message
- 4 Dedication to John M. Stalnaker
- 6 Summary for the year 1968-69
- 7 Steps in the Merit Scholarship competition
- 10 Steps in the Achievement Scholarship competition
- 11 Current research
- 12 Sponsorship in NMSC scholarship programs
- 19 Tables of statistics
- 29 Financial report

## LISTS

- 13 Sponsors of Merit Scholarships in the ten-year period 1960-69
- 18 Sponsors of Achievement Scholarships, 1965-69
- 19 President's Fund and Achievement Fund

## GRAPHS

- 6 A: Number of scholarships awarded in NMSC programs for 1956, 1963, and 1969
- 12 B: Number of sponsors participating, by year, 1960-69
- C: Total number of Merit and Achievement Scholarships provided by sponsors and by NMSC in the period 1960-69

## TABLES

- 20 1: Number of participating secondary schools and students by state for the 1968-69 Merit and Achievement Programs
- 21 2: 1969 Merit and Achievement Scholars, classified by type of school attended and size of senior class
- 3: 1969 Merit and Achievement Scholars, classified by type of school attended and percent of senior class entering college
- 4: Distribution of scores of 1969 Merit Scholars on the CEEB Scholastic Aptitude Test
- 5: Distribution of stipends for winners of renewable 1969 Merit and Achievement Scholarships
- 22 6: Colleges from which Merit and Achievement Scholars have been graduated and college enrollment of Merit and Achievement Scholars, 1969-70
- 28 7: Summary of college majors of Scholars and Semifinalists in the 1969 Merit Program and 1969 Achievement Program

## PRESIDENT'S MESSAGE

*Edward C. Smith became president of the National Merit Scholarship Corporation (NMSC) on July 1, 1969, upon the retirement of John M. Stalnaker. Mr. Smith, associated with NMSC since its founding, has been executive vice president since 1960.*

This annual report describes 1968-69 as one of the more successful years in the fourteen-year history of NMSC. Record numbers of Merit and Achievement Scholars received awards and were enrolled in college. Reactions from students, school administrators, parents, news media, and the public reconfirmed the influence of NMSC scholarship programs in encouraging academic excellence.

Some of the more important accomplishments for 1968-69 appear only incidentally in the body of this report; however, they will significantly affect Merit Scholarship Programs in the seventies and beyond. The year was the second of an important 24-month effort to effect further diversification of the financial base of the Merit Program. This effort has been successful.

Financial diversification of the Merit Program has been an NMSC objective since it was established. In a sense, the Merit Program began with a single scholarship sponsor—the Ford Foundation, which was to eventually provide some \$38.5 million for the Merit Program. The one-sponsor condition was of brief duration for, before the Merit Program was publicly announced in 1955, the Sears-Roebuck Foundation and TIME Incorporated had become sponsors of Merit Scholarships. Diversification of support, as well as growth, had begun. When the first awards were announced in the spring of 1956, there were 24 sponsors in addition to the Ford Foundation. In every succeeding year, the number of sponsors has grown, and the number of Merit Scholarships has multiplied because of the widened base of financial support.

By mid-1967, there were 551 organizations sponsoring 75% of the Merit Scholarships, with most based on Ford Foundation grants financing the remaining 25%. With twelve programs completed at that point, it was clear the goal of diversification was met. The decision to increase the number of unrestricted awards while reducing the amount expended for each was a logical step. Accord-

from earnings on investments—were being used to finance some \$2 million in Merit Scholarships each year, and also to pay for nearly all research costs and many administrative expenses. Although expenditure of NMSC's own funds had been reduced to a relatively modest percentage of the total, the absolute amounts had not declined. These annual multi-million dollar expenditures could continue only so long as NMSC funds were replaced by equivalent foundation grants. As complex social issues facing society attracted increasing attention from foundations, it became apparent that NMSC outlays would have to be diminished by some \$2 million per year to conserve remaining funds for future Merit Programs. Only in this way could future financing be assured for the vital elements of the Merit Program—those unlikely to be financed by other private sources.

The largest single outflow of NMSC funds was the \$2 million commitment to provide some 625 renewable four-year National Merit Scholarships in each of the first twelve programs. It was neither desirable nor feasible to simply discontinue these awards which are unique and basic to the national competition, since any of the 800,000 entrants can aspire to win them. The National Merit Scholarships are awarded on a completely unrestricted basis, while most sponsored Merit Scholarships are designated for qualified Finalists who meet specific criteria of interest to the donor. These awards have been the building blocks on which the Merit Program has been constructed. Their continuation and an increase in the number offered annually seemed essential.

Over the years, many people, particularly secondary school administrators, have urged NMSC to offer more unrestricted awards so that greater numbers of students and schools would be recognized—even if the monetary size of the awards had to be decreased. It was pointed out that winners with financial need greater than the amount provided by the National Merit Scholarships were among the best qualified students in the country. As such, they were in a position to attract additional aid from other sources.

The decision to increase the number of unrestricted awards while reducing the amount expended for each was a logical step. Accord-



ingly, in the thirteenth (1967-68) and fourteenth (1968-69) Merit Programs, the 625 four-year National Merit Scholarships previously awarded annually were replaced with 1000 one-time nonrenewable National Merit \$1000 Scholarships.

Interestingly enough, the response from the National Merit \$1000 Scholarship winners, judged by the letters received, was the best we had ever experienced. Winners were happy with their recognition as National Merit Scholars and pleased with the awards of \$1000. NMSC received favorable comments from school officials. Our Advisory Council, composed of key representatives of the nation's secondary schools, enthusiastically endorsed the change.

This change in the financing of the basic awards reduced NMSC's expenditures by about \$1 million per year—half of the needed \$2 million reduction. We then decided to ask sponsors of four-year Merit Scholarships for help in financing the unrestricted National Merit \$1000 Scholarships. No group has done more for the Merit Program, and no group more strongly supports the program's objective of honoring academic excellence. We felt that if we asked them, sponsors gradually and together would assume the annual financing of the 1000 National Merit \$1000 Scholarships valued at \$1 million. We asked, and they have responded affirmatively in a most generous and loyal manner. Sponsor support will reach the full \$1 million annually in 1973. Expenditures from state funds will diminish proportionately so that in the eighteenth (1972-73) Merit Program it is expected that all Merit Scholarships will be financed by sponsors.

The National Achievement Scholarship Program for outstanding Negro students also began with a single sponsor—the Ford Foundation. It too has grown and diversified. While only six annual Achievement Programs have been completed, NMSC is pleased with the public's reception of the Achievement Program's goal of providing encouragement, recognition, and financial assistance to Negro college students. Today less than half as old as the Merit Program, there is undoubtedly less development in Achievement Programs. We are beginning to understand the importance of this program—a difficult task that is essential to our mission.

The transition from dependence upon grants of enormous dimensions from one sponsor to reliance upon funds of limited dimension by hundreds of sponsors is not fully complete, but the goal is within sight. During NMSC's relatively brief existence, many nonprofit organizations have been created with significant foundation grants, and subsequently have been dissolved or reduced to minimal status when basic grants were exhausted. NMSC began to diversify its financial base the day it was founded, and has never ceased to make intensive efforts to reach that goal. For this reason, at least in part, NMSC has enjoyed unprecedented success in identifying and honoring the nation's academically talented youth.

These are not easy days for privately financed philanthropic enterprises, and the years ahead may be even more difficult. However, with the cooperation and support of those who have endorsed NMSC's activities, we can look to the future with determination and confidence.

NMSC relies heavily upon its Board of Directors, the membership of which rotates. The following members left the Board in 1969: James L. Allen, Joseph L. Block, Mary I. Bunting, Albert W. Dent, Lee A. DuBridge, Lloyd S. Michael, David Parkard, John A. Perkins, Ellsworth Tompkins, and Joseph C. Wilson. Their service is gratefully acknowledged.

Josephine Young Case, Paul A. Gorman, Robert C. Guinness, James M. Hester, Jerome H. Holland, Robert E. Jenkins, Owen B. Kiernan, Rev. C. Albert Koob, Herbert E. Longenecker, and W. M. Upchurch, Jr. were elected to the Board.

June 30, 1969, marked the retirement of John M. Stalnaker as president of NMSC. NMSC will continue to benefit from his wisdom and experience as president emeritus and as a member of the Board of Directors.

Mr. Stalnaker's presidency of NMSC was the culmination of one of the most creative careers in the history of American education. It is with great appreciation that we dedicate this annual report to John M. Stalnaker and include on the following page a summary of his contributions to education and to the nation.

*Edward G. Smith*  
President



## DEDICATION TO JOHN M. STALNAKER

John M. Stalnakar served as president of the National Merit Scholarship Corporation (NMSC) from its establishment in 1955 until June 30, 1969. His ideas and experiences, more than those of any other person, influenced the basic design of the National Merit Scholarship Program—the nation's largest independently financed scholarship program.

During Mr. Stalnakar's presidency, NMSC conducted fourteen annual Merit Scholarship competitions and five annual Achievement Scholarship competitions. NMSC invited and received extensive support from sponsors, secondary schools, students, colleges, and the general public. Scholarship activities reached nearly eight million students. More than one-half million students were recognized and honored for their performance in the scholarship competitions. Over 25,600 scholarships valued at more than \$78 million were awarded to students who used them at some 700 colleges.

The Merit Program has experienced considerable growth, but its total significance for education cannot be measured by the number of scholarships awarded. Under Mr. Stalnakar's leadership, NMSC became the primary national agency for honoring students who demonstrate high academic attainment and intellectual promise. The prestige of Merit Program recognition has deeply influenced the public and focused interest on high ability students and the need for undergraduate scholarships.

Born in Duluth, Minnesota, Mr. Stalnakar attended elementary school in Illinois and high school in Canada. His bachelor's and master's degrees were obtained at the University of Chicago; the degree of Doctor of Laws was conferred on him in 1956 by Purdue University and in 1960 by Centre College of Kentucky. He is a member of Phi Beta Kappa and other national honor societies and professional associations.

Mr. Stalnakar has been a member of the faculty of Purdue University, the University of Chicago, Princeton University, Stanford University, and Illinois Institute of Technology. Early in his career he was a naval aviator and a teacher of mathematics at a public secondary school.

Mr. Stalnakar brought to the presidency of NMSC a lifelong interest and experience in the identification and education of highly able students. During World War II, he worked with the National Research Council and the National Defense Research Committee. For his contributions to Navy research in the selection and training of service personnel and to the development of the Army-Navy College Qualifying Test he received The Distinguished Civilian Service Award from the Navy and a Certificate of Merit from former President Harry S. Truman.

As director of research for the Association of American Medical Colleges, Mr. Stalnakar was instrumental in creating and administering the National Intern Matching Program. He served as consultant to the Fund for the Advancement of Education, the Ford Foundation, and the National Science Foundation. His experience in establishing and directing the Pepsi-Cola Scholarship Program greatly influenced the design of the Merit Program.

From 1962-67 Mr. Stalnakar served on the Board of Foreign Scholarships which supervises the educational exchange program under the Fulbright-Hays Act, and was chairman for three of these years. He helped establish the Presidential Scholars Program in 1964 and has been its executive director since that time.

Mr. Stalnakar was chairman of the Midwest panel on White House Fellows from its establishment in 1965 through 1969. He chaired a project sponsored by the Committee on Economic Development to construct a test of economic understanding for use at the secondary school level. He is now a member of the Illinois Board of Higher Education.

NMSC's contributions to the national educational scene are a reflection of the leadership Mr. Stalnakar inspired throughout the past fourteen years. The programs NMSC administers were designed to meet a national need; they have been operated on a sound economic basis, with integrity and efficacy.

The Corporation acknowledges John M. Stalnakar's unique contributions in the past and expresses its sincere gratitude to him for his continuing services to NMSC as president emeritus, staff consultant, and member of the Board of Directors.

**REPORT OF THE CORPORATION**

**SUMMARY FOR THE YEAR 1968-69**

Between the time it was established in 1955 and the end of its fourteenth year in 1969, the National Merit Scholarship Corporation (NMSC) had awarded 25,543 scholarships for college valued at over \$78 million.

**National Merit Scholarship Program**

Growth in the number of awards and extent of sponsor participation continued in the 1968-69 Merit Program. Both reached new highs.

Two types of Merit Scholarships were awarded in 1969—scholarships renewable for up to four college years which are underwritten by sponsors in the Merit Program, and one-time nonrenewable \$1000 scholarships financed by both NMSC and sponsors. The National Merit \$1000 Scholarships which were offered for the first time in the 1967-68 Merit Program are unrestricted awards of \$1000 payable when the winner enrolls in college in the fall after he is named a Scholar.

Growth in the number of scholarships awarded or offered is attributable to the increase in sponsor participation in the Merit Program. Sponsors awarded more four-year Merit Scholarships and more one-time National Merit \$1000 Scholarships in 1969 than in any previous year.

■ To start the fourteenth program, 738,786 eligible students took the National Merit Scholarship Qualifying Test (NMQT) in February 1968 in 17,570 secondary schools.

■ The number of Merit Scholarships awarded by NMSC and sponsors increased from 2,880 last year to 3,103 in 1969. The Merit Scholars who have entered college in the fourteen-year period 1956-69 total 21,833.

■ Sponsored Merit Scholarships awarded in 1969 numbered 2,278; of these, 2,106 were four-year Merit Scholarships and 172 were one-time National Merit \$1000 Scholarships. In 1968, 2,036 sponsored Merit Scholarships were awarded; of that number, 1,960 were four-year Merit Scholarships and 76 were National Merit \$1000 Scholarships.

■ The number of one-time National Merit \$1000 Scholarships financed by NMSC in 1969 was 825. In programs one to thirteen, NMSC funds provided from 312 to 622 renewable four-year scholarships each year. In the thirteenth (1967-68) Merit Program NMSC underwrote one-time National Merit \$1000 Scholarships for the first time. Renewable National Merit Scholarships underwritten with NMSC funds were discontinued after the 1967-68 Merit Program.

■ Total Merit Scholarships awarded by sponsors and NMSC in 1969 were valued at \$7.5 million. The number of sponsors in 1969 rose to 413 from the 378 in 1968. Of all Merit Scholarships awarded to date, 66% have been financed by sponsors.

■ The average annual stipend received by 1969 winners of renewable Merit Scholarships was \$851, or about \$3,400 for the four years of college. National Merit \$1000 Scholarship winners received one-time grants of \$1000.

There are 10,067 Merit Scholars attending 643 institutions in 1969-70. Graduated Merit Scholars now total 9,576.

NMSC and sponsors had expended \$49.5 million in awards to Merit Scholars and grants to their colleges as of June 30, 1969. In addition, an estimated \$17 million has been committed for Merit Scholars now in college, including those appointed in 1969.

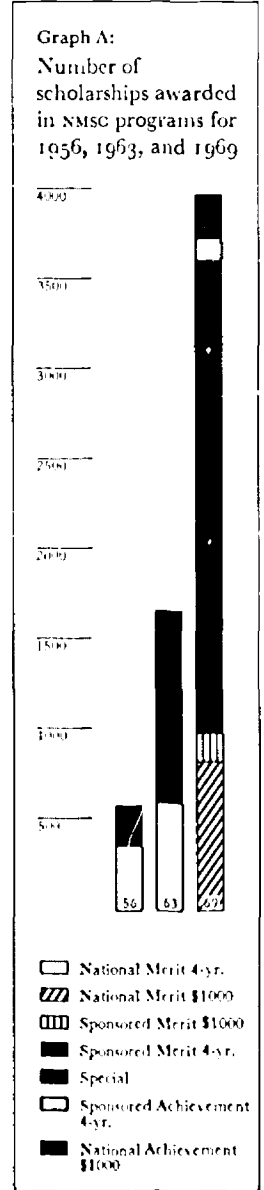
**Special Scholarship programs**

Ninety-five sponsors offered Special Scholarship programs related to their sponsorship of Merit Scholarships in 1969. These sponsors awarded 494 Special Scholarships, as further described on page 8.

**National Achievement Scholarship Program**

The National Achievement Scholarship Program for outstanding Negro students completed its fifth year in 1968-69. The winners of Achievement Scholarships in the first annual (1964-65) Achievement Program graduated in 1969.

One-time National Achievement \$1000 Scholarships financed by NMSC funds were awarded for the first time in the 1968-69 Achievement Program. Sponsors continued to





underwrite renewable Achievement Scholarships covering up to four years of college study at the institution of the winner's choice.

- Candidates in the 1968-69 Achievement Program entered the competition by taking the 1968 National Merit Scholarship Qualifying Test (NMQST). There were 33,497 candidates from 4,875 secondary schools.

- The 1969 Achievement Scholars numbered 354; of these, 121 won four-year Achievement Scholarships underwritten by sponsors and 233 were awarded one-time National Achievement \$1000 Scholarships. In the preceding year 288 Achievement Scholars were named.

- The average annual stipend for the winners of renewable Achievement Scholarships in 1969 was \$1,184, or about \$4,700 for the four years of college. Winners of National Achievement \$1000 Scholarships received one-time grants of \$1000.

The basic financial support for the fifth Achievement Program was provided by funds allocated from a \$7 million grant made by the Ford Foundation to NMSC in 1964. In 1968, an additional Ford Foundation grant of \$1.1 million was made to finance the Achievement Program. The National Achievement \$1000 Scholarships as well as Achievement Program administrative and research costs are underwritten from these funds.

Funds expended or committed by NMSC and sponsors for the five annual Achievement Programs to date total \$5.5 million.

---

## STEPS IN THE MERIT SCHOLARSHIP COMPETITION

The National Merit Scholarship Program, which was established in 1955, conducted its fourteenth annual nationwide talent search and scholarship competition in 1968-69.

Students enter the Merit Scholarship competition by taking the National Merit Scholarship Qualifying Test (NMQST) in the calendar year before the one in which they plan to complete or leave secondary school and enter college. In the 1968-69 Merit Program, the NMQST was administered to 738,786 students in 17,570 secondary schools in the United States, in schools abroad enrolling U.S. students, and in schools located in U.S. territories.

### Semifinalists

On the basis of their performance on the NMQST, the highest-scoring students in each state and in other selection units qualify as Semifinalists. In the 1968-69 Merit Program, 14,895 Semifinalists were named.

The number of Semifinalists named in each state or selection unit is less than one percent of the graduating high school seniors in that state or unit. This selection procedure results in a group of Semifinalists representative of outstanding students throughout the nation.

A Semifinalist becomes eligible for Merit Scholarship consideration by attaining Finalist status. To become a Finalist, a Semifinalist must (1) be endorsed by his school, (2) substantiate his NMQST scores by an equivalent performance on a second test, and (3) supply NMSC with information about his school record and academic or other accomplishments and honors, leadership ability, and the like. A confidential financial statement, used only for determining his stipend if he wins a renewable Merit Scholarship, is filed by each Semifinalist's family.

At least 97 percent of the Semifinalists become Finalists and all Finalists would receive a Merit Scholarship if funds were not limited. It is from this group of highly able Finalists that all Merit Scholars, without exception, are selected.

## Merit Scholars

The Merit Scholarships offered in the 1968-69 program were of two types. Merit Scholarships renewable for up to four years of college are financed by funds provided by sponsoring business corporations, colleges, foundations, unions, individuals, and other sources. One-time nonrenewable National Merit \$1000 Scholarships are underwritten with funds granted to NMSC by the Ford Foundation and by sponsors of renewable Merit Scholarships.

The winner of a four-year sponsored Merit Scholarship received a stipend based on his individual financial need which ranged from \$100 to \$1,500 per year, or more in a few instances. Standard need analysis procedures were used to calculate stipends.

A total of 2,106 sponsored Merit Scholarships covering up to four years of college were awarded in the 1968-69 Merit Program. These scholarships were usually named for the sponsoring organization. (The sponsors and the number of awards they financed in 1969 and for the ten-year period 1960-69 are listed on pages 13-18.)

The National Merit \$1000 Scholarships are nonrenewable awards payable to the winner after his full-time enrollment as a student in an accredited U.S. college in the fall term following his selection as a winner. Of the 997 National Merit \$1000 Scholarships awarded in 1969, 825 were financed by NMSC funds and 172 by sponsors. (A list of organizations that sponsored National Merit \$1000 Scholarships in 1969 and in the two-year period since these awards were established is given on pages 13-18.)

The winners of all National Merit \$1000 Scholarships were chosen by the Merit Scholarship Selection Committee, composed of college admissions officials and secondary school counselors. As in the selection of Semifinalists, the number of Scholars named in each state was proportional to that state's total of graduating high school seniors. Each Finalist was in competition with all other Finalists in his state for these awards.

Winners of sponsored four-year Merit Scholarships are often chosen by a committee for a sponsor. At the request of some

sponsors, NMSC formed a committee to make selections for them. The typical sponsored Merit Scholarship reflects the special interest of the sponsor and was created for this purpose. Most sponsors have established their awards for such groups as children of employees or members, students planning to attend particular colleges, those intending certain careers or fields of study, or those from a particular geographical area.

Certain Finalists thus gained added opportunities through sponsored awards—but the remaining Finalists suffered no loss in the process. All Finalists had the same chance to win one of the National Merit \$1000 Scholarships which are allocated by state.

## Special Scholarship programs

Merit Scholarship sponsors who wish to make a fixed number of awards annually have made provisions to award Special Scholarships. In years when the number of Finalists eligible for the sponsor's Merit Scholarships falls short of the established total, Special Scholarships are given by the sponsor. In 1969, sponsors awarded 494 Special Scholarships.

Special Scholarships are awarded to applicants who score *below* the Finalist level in the sponsor's Merit Scholarship program. They are administered in the same manner as sponsored Merit Scholarships; however, they do not carry the name "Merit."



(Above) National Merit \$1000 Scholarship winners are chosen by a committee of professionals (see inside back cover). Shown here, from top, are Mary Piss Flowers, John E. Guen, and H. Edmunds White.

(Facing page) Left, students take the NMSQT to enter all NMSC scholarship programs; top right, Goodyear Tire and Rubber Company Merit Scholarship certificates are presented to four winners by Russell DeYoung, Goodyear chairman; lower right, an Advisory Council meets each year to review NMSC's programs.

## STEPS IN THE ACHIEVEMENT SCHOLARSHIP COMPETITION

The National Achievement Scholarship Program for outstanding Negro students was created in 1964 by a Ford Foundation grant to NMSC. A second Ford Foundation grant of \$1.1 million was made to this program in 1968. These grants underwrite Achievement administrative and research activities and provide for up to 225 National Achievement \$1000 Scholarships annually. In addition, sponsored Achievement Scholarships, usually named for the sponsoring organization, are provided by business corporations, foundations, and others.

Two types of scholarships were awarded in the 1968-69 Achievement Program—one-time nonrenewable National Achievement \$1000 Scholarships financed by NMSC funds, and four-year Achievement Scholarships with stipends based on individual need that were offered by sponsoring organizations. The National Achievement \$1000 Scholarships which were awarded for the first time in the 1968-69 program replace the four-year National Achievement Scholarships formerly underwritten by NMSC funds.

About 33,500 Negro students from 4,875 secondary schools entered the fifth (1968-69) Achievement Program by taking the National Merit Scholarship Qualifying Test (NMQT) and marking a space on the answer sheet indicating that they are Negroes and wished to be considered in the Achievement Program. Thus they participate in both the Merit Program and the Achievement Program; however, winning a scholarship in one of these programs eliminates the candidate from receiving a monetary award in the other.

Lists of the approximately 10,000 highest-scoring participants in the 1968-69 Achievement Program were made available to colleges to improve these students' chances for college admission and financial aid.

### Achievement Semifinalists

On the basis of their NMQT scores, 1,425 of the highest eligible participants in the 1968-69 Achievement Program were named

Semifinalists. Their names were publicly announced in a nationwide news release in October 1968. In addition, their names were sent to college admissions officers so that they could provide these students with information about college admissions requirements and financial aid opportunities.

Achievement Semifinalists who received the endorsement of their schools, substantiated their NMQT scores on another test, and who fulfilled other standard requirements became Finalists in the Achievement Program. Only Finalists continued in the competition for Achievement Scholarships.

Although financial need is not a factor in the selection of winners of Achievement Scholarships, all Semifinalists were asked to submit financial information to NMSC. Financial information is *not* reviewed unless a student wins a sponsored four-year scholarship and then it is used *only* to compute the amount of the annual stipend.

### Achievement Scholars

In 1969 a selection committee composed of professionals in the field of college counseling chose the 233 National Achievement \$1000 Scholarship winners. This committee examined the data for each Finalist in detail and selected the Scholars.

Finalists of particular interest to sponsors, as determined by each sponsor's stated criteria, were presented to the appropriate sponsors. The 121 Finalists chosen by sponsors received renewable sponsored Achievement Scholarships. These renewable awards bear the names specified by the sponsors.

The selection of Semifinalists and winners of National Achievement \$1000 Scholarships is governed by a geographical representation procedure. For each of six geographic regions in the United States, an allocated number of Semifinalists and of National Achievement \$1000 Scholarship winners were named in proportion to the region's Negro population in the 1960 U.S. census.

## Current research

Each year valuable data concerning the sources, identification, and development of intellectual talent is available through the Merit Program and the Achievement Program. A research staff, working independently of operations, studies the data and reports findings in a series of NMSC research reports and in professional journals. The following summaries are examples of completed studies.

### Marital plans and educational aspirations of women Scholars

Are the marital plans of able young women compatible with their educational aspirations and the careers they expect to enter? The answer is yes, according to a survey made in 1965. Information pertaining to this question was collected from 883 Merit Scholarship winners from 1956 to 1960, which is 82% of all women who received Merit awards during these years. The largest proportion (46%) planned marriage with immediate careers, but about a third thought of marriage first with their careers delayed; 9% expressed marital plans without any career ambitions, and only 6% planned careers without marriages. Another 6% were uncertain about their plans.

Those who wanted careers generally planned for more education than those who planned no career, and those who planned immediate careers wanted more education than those expecting to delay them. For example, 51% of those planning marriages without careers sought a master's degree or higher, while 91% of those who wanted a career without marriage aimed for at least a master's degree.

Of the variety of career plans expressed, the humanities-fine arts area was the most frequent choice (25%) of those women who planned careers without marriages. Very few sought careers in the social sciences, medicine, law, business, or education fields. The humanities-fine arts field was also selected most frequently (27%) by those who planned to combine marriage with immediate careers and an additional 22% of them expected careers in the fields of education, medicine, law, and business. About one-fourth of those planning marriage with delayed careers expected work in the field of education.

Education was seldom chosen by women who planned to enter career fields immediately.

Considerable shifting of field of interest occurred between the time these women entered college and the time this survey was made in 1965. Education was the biggest loser of talent to other fields and the humanities and fine arts were the major gainers. Although a great deal of shifting occurred earlier, 96% of these women stated that they were satisfied with their choices in 1965.

### Career choices of Negro and other youth

All applicants for Merit and Achievement Scholarships specify their career preferences at the time they take the National Merit Scholarship Qualifying Test (NMQST) in their junior year.

The relative popularity of occupations was remarkably similar for Negro and other students, according to a study of approximately 31,000 Negro and 675,000 other high school juniors who were tested in 1967. These students covered a wide range of academic ability.

Engineering was the most popular choice for both groups of men, selected by 22% of the Negroes and 24% of the others. Of about equal popularity among both groups of men were the fields of education, the physical and natural sciences, and the health sciences. Each of these areas was chosen by between 11% and 14% of the men. Although the social sciences were low in total popularity among all men, the social sciences were slightly more popular among Negro men (5% versus 3%), with the difference due mainly to the Negroes' greater preference for social work.

Careers in education were the most popular overall choice for both groups of women, although less so with the Negro women. Thirty-nine percent of the other women indicated some field of education as their career choice, as contrasted with 27% of the Negro women. Negro women less frequently chose both elementary (7% versus 11%) and secondary (4% versus 9%) education. The Negro women had a greater preference than the others for careers in the social sciences (13% versus 8%), particularly in social work (7.5% as contrasted with 3.5% for the others).

## Sponsorship in NMSC scholarship programs

Sponsors provided 2,894 of the 3,951 scholarships awarded by NMSC in 1969, up from the 2,465 they underwrote in 1968. Of the 1969 total, Merit Scholarships accounted for 2,278, Achievement Scholarships for 122, and Special Scholarships for the remaining 494.

The estimated dollar value of these awards came to about \$9.5 million, including Merit Scholarships worth about \$7.5 million, Achievement Scholarships totaling \$800,000, and Special Scholarships valued at \$1.2 million.

In addition to financing 2,106 renewable Merit Scholarships covering up to four years of college study, sponsors in 1969 underwrote 172 of the one-time National Merit \$1000 Scholarships. These unrestricted awards, which were introduced in 1968, are explained on page 8. Sponsorship of the National Merit \$1000 Scholarships is expected to grow in 1970.

The sponsors of Merit Scholarships reflect a diverse range of interests. Business and industrial firms and company-related foundations comprise the largest group. Next in number are colleges providing Merit Scholarships for Finalists who have selected the sponsoring college as their first choice. Unions, foundations, community organizations, trusts, professional societies, and individuals are found among the sponsors as well.

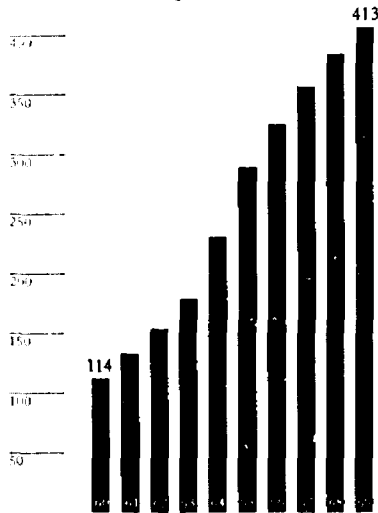
In 1969, 95 Merit Scholarship sponsors wishing to make a fixed number of awards annually provided 494 Special Scholarships for students who ranked below Finalist level in the Merit Program. (Special Scholarships are described on page 8.)

Of the 354 scholarships awarded in the Achievement Program in 1969, 121 were sponsored four-year Achievement Scholarships. The remainder were one-time National Achievement \$1000 Scholarships.

Growth in the NMSC scholarship programs has been provided almost entirely by sponsors. Over 73% of all Merit Scholarships given in 1969 were sponsored, as contrasted with 35% in the first Merit Program in 1956. Sponsors also provided 34% of the Achievement Scholarships awarded in the 1969 program.

Graph B:  
Number of sponsors participating,  
by year, 1960-69

Merit Program

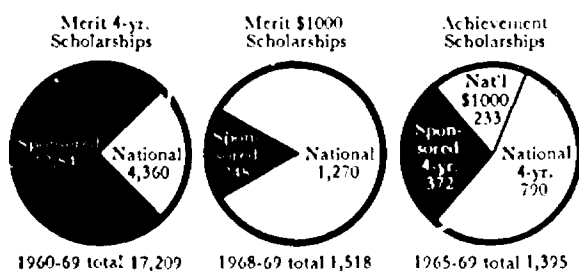


Achievement Program



Graph C:

Total number of Merit and Achievement Scholarships provided by sponsors and by NMSC in the period 1960-69





Sponsors of Merit Scholarships  
in the ten-year period 1960-69

no. of 4-yr. awards in 1969  
no. of 4-yr. awards in 1960-69  
no. of \$1000 Scholarships 1969 1968-69

Merit	special	Merit	special	Merit	Merit	
1		10	2		Abex Foundation Inc.	
1		5			Abilene Christian College	
4		40			ACF Foundation, Inc.	
	3	3	15		Acushnet Foundation	
2		18			Addressograph-Multigraph Corporation	
		3			Adelphi University	
		6			Aero Club of Washington	
2		16			Agnes Scott College	
39		356			Air Force Central Welfare Fund	
2		10			The University of Akron	
2		6			Albion College	
2		2			Allegheny College	
2		12	9	17	Allied Stores Foundation, Inc.	
15		62			The Allstate Foundation	
1		1			Alpha Chi Rho Educational Foundation, Inc.	
1		5			Alpha Delta Phi Foundation	
		2			Amerace Esna Corporation	
2		22			American Bank Note Company	
15		80	2	2	American Cyanamid Company	
6		60			American Federation of Labor and Congress of Industrial Organizations	
3		3			American Hospital Supply Corporation	
1		8			American Institute of Certified Public Accountants	
2	8	24	41	2	2	AMF Foundation (American Machine & Foundry Company)
1		5			American Oil Foundation	
1	1	9	5		American Potash & Chemical Corporation	
1		6			American Society for Metals Foundation for Education and Research	
1		2			American Sugar Company	
4		15	30		The American Tobacco Company	
		18			The American Water Works Foundation	
3		15			AMETEK Foundation, Inc.	
1		2			Ampex Foundation	
1		10			Anheuser-Busch Charitable Trust	
			6	6	Anonymous	
		6			Archer Daniels Midland Foundation	
10		100			Arkansas Opportunity Fund	
6		18			Armstrong Cork Company	
1		1			The Armstrong Rubber Company Foundation, Inc.	
74	118	537	118		Army Central Welfare Fund	
1		4	1		The Aro Corporation	
1		1			Ashland Oil & Refining Company	
4		36	1	1	Association of Iron and Steel Engineers	
12		20	2	2	Atlantic Richfield Foundation	
3		22	1	1	2	Atlas Chemical Industries, Inc.
2		7			Augsburg College	
2		10			Augustana College	
5		19			Austin College	
3	2	9	20	1	1	The Bache Corporation Foundation
1		11			Baldwin-Wallace College	
3		10			Ball State University	
		1			Barber-Greene Company	
2		11			Battelle Memorial Institute—Columbus Laboratories	
					Baylor University	
					Beaver College	

					15				Joseph W. and Elsie E. Beck Foundation
1	3	2	6						Bemis Company, Inc.
2		16							Bennington College
		2							Bluffton College
1		4	3						Bobbie Brooks, Incorporated
4		36	1	1					The Boeing Company
		1							Boeing Supervisors' Club
3		13							Boise Cascade Corporation Foundation, Inc.
		1	1						Booz, Allen & Hamilton Foundation
1		4	32	1	1				Borg-Warner Foundation, Inc.
1		8							Boston College
1		39							Bowdoin College
1		9							Bricklayers, Mason and Plasterers International Union of America
11		21							Brigham Young University
		13							The Brown & Sharpe Foundation
1	1	5	5						Brown & Williamson Tobacco Corporation
1		12							The Browning Foundation Incorporated
		4							The Charitable Foundation of the Bryant Chucking Grinder Company
12		84							Bucknell University
1		1	1						Burdry Corporation
1	1	12	1						Burroughs Wellcome & Co. (U.S.A.) Inc.
5		10	1	1					California Medical Education and Research Foundation
1		1							Calvin College
		4							The H. H. Camp Foundation
		42							John Bulow Campbell Foundation
1		1							Canisius College
1		6							Canteen Corporation
1		4							Cargill, Incorporated
2	4	23	21						Carpenter Foundation
5		19							Carroll College
		1	1	2					Carson Pirie Scott Foundation
7		28							Caterpillar Tractor Co.
3		16							The Catholic University of America
5	1	63	35						Celanese Corporation
1		2							Centenary College of Louisiana
		16							Central and South West Foundation
1		11							Central Soya Company, Inc.
7		34							Centre College of Kentucky
3		5							Chapman College
3		34							The Chase Manhattan Bank Foundation
5		24							Chatham College
		7	3						Chemstrand Company
		4							The Chesapeake and Ohio Railway Company and The Baltimore and Ohio Railroad Company
	2	1	4						Chesebrough-Pond's Inc.
1		1							Chicago and North Western Railway Company
1		6							Chicago Sun-Times
		20							Chicago Title and Trust Company Foundation
25	49	161	470						Chrysler Corporation Fund
6		52							Chrysler Motors Corporation Dealerships
		1	1	1					CIBA Corporation
1		6							University of Cincinnati
8	70	7	1	1					The C.I.T. Foundation, Inc.
3		3							Cities Service Foundation
1	3	9	16						City Products Corporation
1		12							Claremont Men's College
4		19							Clemson College of Technology
2		6							The Clayton Fund

Sponsors of Merit Scholarships (continued)

no. of 4-yr. awards in 1969  
no. of 4-yr. awards in 1960-69  
no. of \$1000 Scholarships 1969-1968-69

Merit	special	Merit	special	Merit	Merit
		3			Cluett, Peabody & Co., Inc.
9		18			Colby College
2		4			The Colorado College
		9			Columbian Carbon Company Incorporated
	1	2	1		Combined Insurance Company of America
7		13	1	1	Combustion Engineering, Inc.
	1		1		Communications Satellite Corporation
		3			F. E. Compton Co.
		2			Concrete Reinforcing Steel Institute
1	9	5	25		Cone Mills Corporation
2		13			Connecticut College
		2			Consolidated Cigar Philanthropic Fund, Inc.
7	1	10	3		Nathan Cummings—Consolidated Foods Scholarship Fund, Inc.
2		4			Consolidated Freightways, Inc.
3	1	26	9		Consolidated's Civic Foundation, Inc. (Consolidated Papers, Inc.)
4	4	4	4		Consolidation Coal Company, Incorporated
2		20			Container Corporation of America Foundation
	2	2	3		Continental Air Lines Foundation
1		1			Continental Copper & Steel Industries, Inc.
	1	2	5		Continental Grain Foundation
1		7			Continental Illinois National Bank and Trust Company of Chicago
1		2			Control Data Corporation
1		9			OCA Foundation, Inc. (Controls Company of America)
11	14	24	47	2	Carle C. Conway Scholarship Foundation (Continental Carbon Company, Inc.)
	2	3	11		Conwed Foundation
2		7			Copolymer Foundation
		7		1	Cowles Communications, Inc.
1		2			The Crowell Collier and Macmillan Foundation
3		20			Crucible Steel Charitable Foundation
		2			Cummins Engine Foundation
1		2			Curtiss-Wright Corporation
		9			Cutler-Hammer Foundation
1		5			University of Dallas
2		2			Dan River Mills Foundation
1		5			Dart Industries Inc. (formerly Rexall Drug and Chemical Company)
1		4			Dayton Corporation Foundation
	1		1		The Dayton Tire & Rubber Company
5		9			Deering Milliken, Inc.
3		12			University of Delaware
		13			Delaware County National Bank
		7			Delmarva Power & Light Company
1		1			Delta Sigma Pi Educational Foundation
2		11			DeLuxe Check Printers Foundation, Incorporated
		1			DeSota Chemical Coatings, Inc.
		18			University of Detroit
		16			The Detroit Edison Company
2		30			Diamond Shamrock Corporation
1		6	2		The A. B. Dick Foundation
		3			Doane College
1		10			The Reuben H. Donnelley Corporation
		1			Donovan Steel Tube Company
1		10			The Dow Chemical Company
		10			Dow Corning Corporation
		28			Drexel Institute of Technology
5	1	11	1	1	The Camille and Henry Dreyfus Foundation, Inc.
2		7			Drury College
1		3			Dun & Bradstreet, Inc.
1		2			East Carolina University
		20	1	1	Eaton Yale & Towne Inc.
1	14	10	25		Eighty Maiden Lane Foundation (The Continental Insurance Company)
		2	9		The Ekco Foundation, Inc.
1		1			Elizabethtown College
11		36			Emory University
1		4			Employers Insurance of Wausau
1		10			The Enka Foundation (American Enka Corporation)
		3	1		Equitable Group Millionaires' Club
		5			Erskine College
1		7			Ethyl Corporation
		9	1		Everest & Jennings, Inc.
	2	2	8		The Fafnir Bearing Company, Division of Textron Inc.
	2	3	18		The Falstaff Foundation
1	1	1	4		Falstaff Brewing Corporation Distributors
5		22			Federal-Mogul Corporation
2		16			Federal Postal Employees Association
29		184	5	5	Field Enterprises Educational Corporation
		1			First Armored Division Association
1		10			1st Marine Division Association, Inc.
1		4	1		First Wisconsin Foundation Incorporated
2		2			Florida Southern College
10		20			The Florida State University
5		45	1	1	The FMC Foundation
		6			Franklin and Marshall College
	1		3		The A. L. Freedlander Foundation
6		110			Frost National Bank of San Antonio, Texas, Trustee under the Will of Rocco C. Caffarelli
		6			Frost National Bank of San Antonio, Texas, Trustee under the Will of Myra Stafford Pryor
1		3			Fruehauf Corporation Charitable Fund, Inc.
		7			Gamble-Skogmo, Inc.
3	1	3	6	1	1 Geigy Chemical Corporation
1		2			General American Transportation Corporation
9		85	3	1	1 General Dynamics Corporation
6	11	53	52	2	2 General Foods Corporation
3		7			General Mills Foundation
6		46	1	1	The General Tire Foundation, Inc.
17		89			The University of Georgia
16		28			Georgia Institute of Technology
2	3	4	3		Getty Oil Company Foundation
2		29			The Gillette Company
1		6			Gimbel Brothers, Inc.
3		11			Gonzaga University
12		101			The B. F. Goodrich Fund, Inc.

no. of 4-yr. awards in 1965  
no. of 4-yr. awards in 1969-69  
no. of \$1000 Scholarships 1969-1968-69

Merit special Merit special Merit

15	55				Goodyear Tire & Rubber Company Fund	
1	7	1	1		The Grainger Foundation Inc.	
1	1	4	3		Great American Insurance Company	
1	1	2	1		The Green Shoe Manufacturing Co.	
1	10				The Griesinger Foundation	
	114	4			Gulf Oil Corporation	
11	12				Gulf+Western Industries, Inc.	
	1				Hall Foundation	
2	2				Hamline University	
	1	2	3		Hammond Foundation	
2	6				Hanover College	
1	13				Harvey Mudd College	
	5	9	9		Charles Hayden Foundation	
1	?				Heidelberg College	
	13				Hercules Incorporated	
4	24				Hiram College	
2	8				Hofstra University	
5	22				College of the Holy Cross	
1	2				The Home Insurance Company	
10	33				Honeywell Inc.	
1	1				Hood College	
3	2	10	5		The Hormel Foundation	
2	3	5			W. R. Hotchkiss Foundation	
5	25				University of Houston	
	2				Mrs. Charles A. Howell	
1	2	1	2		Hyster Company	
3	30				Ideal Basic Industries, Inc.	
	2				Illinois Public Utilities Association	
1	7				Illinois Wesleyan University	
5	22				Ingersoll-Rand Company	
	8				Inland Container Corporation Foundation, Inc.	
6	68	1	1		Inland Steel-Ryerson Foundation, Inc.	
1	3	3	19		Insilco Corporation	
	2	2	2		Interlake Steel Corporation	
108	625	34	12	12	International Business Machines Corporation	
2	20				The International Nickel Company, Inc.	
2	14				International Union of Operating Engineers	
1	1				I-T-E Foundation	
1	1				Jens Risom Design Inc.	
1	5				Jewel Foundation	
	22				The Jockey Hollow Foundation, Inc.	
1	4				John Carroll University	
	11				Johnson Motor Lines Foundation	
1	1				Johnson & Higgins	
3	3	17	13		Jones & Laughlin Steel Corporation	
2	16				Juniata College	
1	1				The Kellwood Foundation	
5	19	1	1		Kennecott Copper Corporation	
1	6				University of Kentucky	
10	25				Kenyon College	
2	2	6	24	1	1	Kerr-McGee Corporation
		1				Kerr-McGee Wynnewood
		67	1			Charles F. Kettering Foundation
2	22					Kimberly-Clark Foundation, Inc.
1	1					King College
1	6					Knox College
7	28					Koppers Company, Inc.
2	6					S. S. Kresge Company
1	2					Lafayette College

					1	The Lamson & Sessions Charitable Trust					
					2	Lane Bryant, Inc.					
					11	LaSalle College					
					1	11	Latrobe Steel Company				
					1	3	6	6	Leeds & Northrup Foundation		
					1	12	3		Lehigh Portland Cement Company		
					17	52			Lehigh University		
					2	1	1		Lennox Industries, Inc.		
					2	16			Lever Brothers Company Foundation, Inc.		
					1	28			Lewis and Clark College		
					1	7			Liberty Life Insurance Company		
					1	3			The Life Insurance Company of Virginia		
					35				Lilly Endowment, Inc.		
					1	1			Lincoln National Life Insurance Company		
					2	2			Linfield College		
					4	19	1	1	Ling-Temco-Vought, Inc.		
					1	3	6	12	Thomas J. Lipton Foundation, Inc.		
						7			The Paul W. Litchfield Foundation		
						1			Lock Joint Pipe Company (Interpace)		
					4	3	24	3	10	20	Lorillard Corporation Foundation
					3	13					Loyola University (Chicago)
					2	6					Loyola University of Los Angeles
					6	6					Loyola University, New Orleans
					4	28					The Lubrizol Foundation
						1					The Lufkin Rule Company
					6	39					Luther College
					56	225					Lutheran Church in America
					1	6					MacMurray College
						2					Mademoiselle Magazine
						5					The R. C. Mahon Foundation
					1	5					Mallinckrodt Chemical Works
					1	16					Manchester College
						1					Manhattan College
					2	3	25	30			The Marcuse Fund
					3	6					Mary Baldwin College
						1					Maryland State and District of Columbia AFL-CIO
						24					McDonnell Douglas Corporation
					8	47					McGraw-Hill, Inc.
						21					The Mead Corporation Foundation
						6					Mead Johnson & Company Foundation
					1	4	9	37			Mellon National Bank and Trust Company
					5	13					Mercer University
						2					Meredith College
					3	4	43	13	2		Edwin T. Meredith Foundation
					12	29					Metropolitan Life Insurance Company
					8	38					University of Miami
					67	839					Michigan State University
					1	1	9	5			Midland-Ross Corporation
						3					Milikin University
					3	10					Mills College
					1	5					Millsaps College
					21	94	32	4	4		Minnesota Mining and Manufacturing Company
					2	4					Mississippi College
					36	37					University of Missouri—Columbia
					1	2					University of Missouri—Farmland Industries
					3	1	17	3			Missouri Pacific Railroad Company
					20	99			10	10	Mobil Foundation, Inc.
					1	6					Monmouth College
					4	8					Monsanto Company

Sponsors of Merit Scholarships (continued)

no of 4-yr. awards in 1969  
no of 4-yr. awards in 1960-69  
no of \$1000 Scholarships 1969 1968-69

Merit	special	Merit	special	Merit	special	Merit	special	Sponsor
11		11						Montgomery Ward Foundation
		2						Morningside College
		1						Morris Harvey College
6		25						Motorola Foundation
1		3						Mount Union College
1		11						Mundelein College
3	1	6	8					G. C. Murphy Company Foundation
		1						Murray Hill Memorial, Inc.
2		5						Muskingum College
3		11						The Nalco Foundation
2		9						National Association of Women in Construction Founders Scholarship Foundation
6		29						National Biscuit Company Foundation
18		189	1	4	4			National Distillers and Chemical Foundation, Inc.
1	19	12	84	7	11			National Distillers Distributors Foundation
		1	1	11				National Starch and Chemical Corporation
1		5						Nebraska Wesleyan University
	4	2	18	1	1			Nekoosa-Edwards Foundation Incorporated
		1						Nesbitt Fruit Products, Inc.
1	1	4	1					The Nestlé Company, Inc.
2		14						New England Mutual Life Insurance Company
2		12						University of New Hampshire
2		2						New Jersey Bell Telephone Company
1		8						New Jersey Manufacturers Insurance Company
1		6						College of New Rochelle
5		21						State University of New York at Buffalo
2		9						The New York Times Foundation, Inc.
9		33						New York University
1		1						The Ann and Isidore Newman Fund
1	7	15	32	2	2			Newton College of the Sacred Heart
								The 1907 Foundation, Inc. (United Parcel Service)
4		9						North Park College
2		20						Northern Illinois Gas Company
8		51	1	1				Northrop Corporation
		6						Northwest Bancorporation
		1						College of Notre Dame of Maryland
		6						Jessie Smith Noyes Foundation, Inc.
5		9						Oakland University
4		22						Occidental College
7		7						The Ohio Bell Telephone Company
		11	3					Ohio Brass Foundation
		5						Ohmite Manufacturing Company
1		5						Oklahoma City University
		5						Oklahoma Gas and Electric Company Foundation, Inc.
		1						Old Equity Life Insurance Company
13		77	1	1				Olin Mathieson Charitable Trust
2		9	8					The Elis Olsson-Chesapeake Foundation
2		12						Otterbein College
2		22	1					Outboard Marine Corporation
2	2	33	7					Owens-Corning Fiberglas Corporation
8		33						Owens-Illinois, Inc.
		5						The Pacific Lumber Company
								The University Club of Palo Alto
3		1						Pennsylvania Power & Light Company
4		9	6					Pennzoil United, Inc.
1	1	9	2					Pet Milk Foundation
3	3	23	25	1	1			Chas. Pfizer & Co., Inc.
3		36						Phelps Dodge Foundation
9		25						Philadelphia Electric Company
								Pi Lambda Phi Fraternity
								Pitney-Bowes, Inc.
								Pitzer College
								Polaroid Corporation
								Polytechnic Institute of Brooklyn
								Portland General Electric Company
21	10	185	53	4	4			PPG Industries Foundation
		1	1	2				Premier Industrial Foundation
		2	2					Presbyterian College
								The President's Fund
28		63	2					The Prudential Insurance Company of America
		100	2	2				Public Service Company of Colorado
2		13						Public Service Electric and Gas Company (N.J.)
3		30						University of Puget Sound
1		5						The Quaker Oats Foundation
2		20						Randolph-Macon Woman's College
4		8						Raytheon Company
1		9						RCA
15		116						The Walter Reade Organization
1		1						Employees' Welfare Fund
89		485						The Reader's Digest Association, Inc.
1		8						University of Redlands
2		5						Regis College
1	1	4	1					Henry H. Reichhold Scholarship Fund
3	9	102	60	25	25			R. J. Reynolds Tobacco Company
1		6						Rheem Manufacturing Company
1		1						The Richman Brothers Foundation, Inc.
1	1	1	13					The Riegel Paper Corporation Foundation, Inc.
								The Riegel Textile Corporation Foundation
2	2	12						Ripon College
3		26						Roadway Express, Inc.
1		4						Rockford College
2		3						Rockhurst College
7		32						Rohm and Haas Company
		1						Rolling Mill Machinery and Equipment Association
4		7						Rollins College
1	4	1	4					Roper Foundation
5		18						Rosary College
3		18						Rose Polytechnic Institute
		4						Rotary Educational Foundation of Atlanta, Inc.
								Ryan Aeronautical Foundation
		6						College of St. Benedict
		1						The College of St. Catherine
		11						Saint John's University
		7						St. Joseph Lead Company
		2						St. Lawrence University
		15						Saint Louis University
8		34						Saint Mary-of-the-Woods College
		6						St. Olaf College
10		49						College of St. Thomas
1		3						Saint Xavier College
1		4						University of San Francisco
2		8						Santa Fe Railway Foundation, Inc.
5	4	49	40	1	1			Schering Corporation
3		10						Jos. Schlitz Brewing Company
1		1						

no. of 4-yr. awards in 1969  
no. of 4-yr. awards in 1960-69  
no. of \$1000 Scholarships 1969/1968-69

Merit	special	Merit	special	Merit	Merit	
6	41				SCM Foundation	
57	391	8	8	8	Scott, Foresman and Company	
1	4				Seattle University	
57	17	282	17	2	2	Seton Hill College
		5			Shell Companies Foundation, Incorporated	
1	2	11	5		David T. Siegel Foundation	
		2			Signode Foundation, Inc.	
23		106			Simmons Company	
1		10			Sinclair Oil Corporation Foundation	
	2		8		The Singer Company Foundation	
5		31			The Venette and Mabel Sites Foundation	
1	4	3	12		Skil Corporation	
1		1			A. O. Smith Corporation	
		16			Smith Kline & French Foundation	
3		8			Snap-on Tools Corporation	
2		2			Robert S. Solinsky Scholarship Foundation (National Can Corporation)	
1		1			The University of the South	
1		2			University of South Carolina	
2		1			Southwestern College	
1		1			Southwestern Electric Power Company	
1		2			Southwestern University	
2		18	2		Spiegel, Inc.	
3		3			Squibb Beech-Nut, Inc.	
23		218		7	7	Standard Oil (Indiana) Foundation, Inc.
10	5	55	20		State Farm Companies Foundation	
4		14	1		The Stauffer Chemical Company Foundation	
		25			Stern Family Fund	
8		20			Stetson University	
2	1	20	1		Stewart-Warner Foundation	
	1	1	2		Stokely-Van Camp, Inc.	
1		23			Stone & Webster, Incorporated	
		6	8		Stop & Shop, Inc.	
1	1	11	3		Stranahan Foundation	
	2	4	14		The Aaron Straus & Lillie Straus Foundation Incorporated	
4	8	60	28	2	2	Sun Oil Company
2		2			Sunshine Biscuits, Inc.	
10		101		1	1	Swift & Company Foundation
1		1			Syntex Corporation	
1	2	2	7		Talon Division of Textron	
1		1			Temple Buell College	
		13	2		Tennessee River Pulp & Paper Company and The Corinth & Counce Railroad Company	
13		41			University of Tennessee	
18		62			Texaco Inc.	
2		7			Texas A&M University	
18		66			Texas Christian University	
		18			Texas Instruments Foundation	
		2			Texins Association	
10		39		1	1	Textron Inc.
1		2			J. Walter Thompson Company Fund, Incorporated	
		2			Thornicroft Fund, Inc.	
2		48		1	1	TIME Incorporated
		1			Time-Life Broadcast, Inc.	
					Titmus Optical Company, Inc.	
					The Toledo Federation of Teachers	
2	6	13	25		Henry R. Towne Trust	
1		2			The Trane Company Foundation, Inc.	
5		20			Trans World Airlines, Inc.	
4		7			Transamerica Corporation	
2		10			Transylvania College	
1		8	1		Travelers Men's Club and Travelers Girls' Club of The Travelers Insurance Companies	
1		6			Treiber Foundation, Inc.	
1	2	6			Triangle Industries, Inc.	
1		15			Trinity University	
9		23			Tulane University	
1		9			UMC Industries Foundation, Inc.	
10	37	10	2	2	Union Oil Company of California Foundation	
		4			Union Tank Car Company	
9		56			United Air Lines Foundation	
		2			United California Bank	
		8			United Carbon Company	
7	5	34			United-Greenfield Charitable and Educational Foundation	
2		7			United States Fidelity and Guaranty Company	
1		5			United States Gypsum Company	
3	1	9	3		UNIVAC Division of Sperry Rand Corporation (Twin Cities Operations)	
		1			Universal-Cyclops Steel Corporation	
6	149				The Upjohn Company	
4		11			Ursinus College	
3		3			Utah State University	
2		17	1		Utility Workers Union of America	
		9			Van Raalte Company, Inc.	
		14			Vanity Fair Mills, Inc.	
2		2			Vassar College	
		1	6		Veeder-Root Trust	
2		14			Villanova University	
2	6	4		1	Wallace & Tiernan Inc.	
1		1			Ward Foods, Inc.	
		2			The Gertrude and William C. Wardlaw Fund, Inc.	
1		3			The Warner & Swasey Company	
1	5	14	30		Warner-Lambert Pharmaceutical Company	
3		9			Wartburg College	
1	1	3	11		The Weatherhead Company	
		5			The Webtex Company	
	10	100			Charles Weinstein Foundation	
1		2			Wells Fargo Bank	
2		7			Wesleyan University	
4		12			Board of Governors of West Virginia University	
2		10			Westab Inc.	
1		4			Western College for Women	
10	70		2	2	Western Electric Company, Incorporated	
4		47			The Western Publishing Company Foundation	
1		2			Westminster College	
3	22	45	118	12	37	Weyerhaeuser Company Foundation
11		40			Wheaton College (Illinois)	
7		25			Whitman College	
1		3			Whitworth College	
1		2			Wilmington College	
2		10			Wilson College	
2		7			Wilson & Co., Inc.	
				1	Winchester-Western	
		4			Winn-Dixie Stores Foundation	
1		2			Winthrop College	



Sponsors of Merit Scholarships (continued)

no. of 4-yr. awards in 1969    no. of 4-yr. awards in 1960-69    no. of \$1000 Scholarships awarded in 1969

Merit	Merit special	Merit special	Merit	Merit
	6	1		Wirthmore Feeds, Inc.
2	16			Wofford College
1	16			The Benjamin and Fredora K. Wolf Memorial Foundation
	42			F. W. Woolworth Co.
2	10			Wyandotte Chemicals Corporation
	1	3		Wyomissing Corporation
8	21			Xerox Corporation
	4			Youth Service Fund, Inc.
1	1			Zehnbauer Foundation (Jantzen Inc.)
2,106	12,849		172	248
	494	2,234		

2,106 renewable Merit Scholarships awarded in 1969 by 411 sponsors  
172 one-time National Merit \$1000 Scholarships awarded in 1969 by 53 sponsors

2,278 total Merit Scholarships awarded in 1969 by 413 sponsors

825 one-time National Merit \$1000 Scholarships awarded in 1969 by NMSC

3,103 total Merit Scholarships awarded in 1969 by NMSC and sponsors

Sponsors of Achievement Scholarships, 1965-69

no. of awards in 1969

no. of awards to date

1	4	Abex Foundation Inc.
1	3	Air Products and Chemicals, Inc.
1	1	The Allstate Foundation
1	1	Armstrong Cork Company
1	3	Atlas Chemical Industries, Inc.
1	4	Bell Telephone Laboratories Incorporated
1	1	Bemis Company, Inc.
2	3	The Boeing Company
1	4	Burroughs Wellcome & Co. (U.S.A.) Inc.
2	4	California Medical Education and Research Foundation
1	1	Carnation Company Foundation
1	1	Carpenter Foundation
1	4	Celanese Corporation
1	3	Chicago Metropolitan Mutual Assurance Company
2	2	Chrysler Corporation Fund
2	4	The C.I.T. Foundation, Inc.
1	3	Container Corporation of America Foundation
1	4	Continental Can Company, Inc.
2	2	Crucible Steel Charitable Foundation
1	1	Cummins Engine Foundation
1	2	The Detroit Edison Company
1	4	The Eljabar Foundation
1	3	Esso Education Foundation
1	3	The FMC Foundation
1	5	Federal-Mogul Corporation
3*	13	General Dynamics Corporation
		General Precision Equipment Corporation
		The Gillette Company

1	5	The B. F. Goodrich Fund, Inc.
2	6	Goodyear Tire & Rubber Company Fund
1	4	Humble Oil & Refining Company
2	5	Inland Steel-Ryerson Foundation, Inc.
	1	Itek Corporation
1	3	Johnson & Johnson Associated Industries Fund
6	6	Kimberly-Clark Foundation, Inc.
1	3	Koppers Company, Inc.
1	2	S. S. Kresge Company
2	3	Lever Brothers Company Foundation, Inc.
1	1	Thomas J. Lipton, Inc.
1	1	Lorillard Corporation Foundation
1	4	Marathon Oil Foundation, Inc.
1	5	McGraw-Hill, Inc.
1	4	Edwin T. Meredith Foundation
1	4	Minnesota Mining and Manufacturing Company
6	16	Mobil Foundation, Inc.
1	2	Monsanto Company
2	10	National Distillers and Chemical Foundation, Inc.
1	4	The New York Times Foundation, Inc.
1	5	The 1907 Foundation, Inc.
1	4	Northern Illinois Gas Company
1	3	Northrop Corporation
1	2	Olin Mathieson Charitable Trust
1	3	Owens-Illinois, Inc.
1	6	The Perkin-Elmer Corporation
1	4	Chas. Pfizer & Co., Inc.
1	1	Pfizer International Inc.
1	3	Phelps Dodge Foundation
2	3	Raytheon Company
1	1	RCA
4	10	R. J. Reynolds Tobacco Company
1	4	Rohm and Haas Company
	1	Scott Paper Company
10	50	Shell Companies Foundation, Incorporated
2	2	A. O. Smith Corporation
1	1	Smith Kline & French Foundation
1	5	Spiegel, Inc.
6	6	Standard Oil Company of California
1	1	The Stauffer Chemical Company Foundation
2	6	Sun Oil Company
10	10	Texaco Inc.
1	4	TIME Incorporated
1	3	Texas World Airlines, Inc.
2	6	Union Oil Company of California Foundation
	1	United California Bank
3	8	The Upjohn Company
1	1	Van Reale, Inc.
1	10	DeWitt Wallace, Publisher of the Reader's Digest
3	7	The Florence Murray Wallace Fund
1	4	Wallace & Tiernan Foundation
1	1	Warner-Lambert Pharmaceutical Company
1	4	Westab Inc.
1	4	Weyerhaeuser Company Foundation
1	1	The Benjamin and Fredora K. Wolf Memorial Foundation
1	4	F. W. Woolworth Co.
2	8	Xerox Corporation
121	373	

121 renewable Achievement Scholarships awarded in 1969 by 72 sponsors

233 one-time National Achievement \$1000 Scholarships awarded in 1969 by NMSC and sponsors

354 total

\*This sponsor also awarded one National Achievement \$1000 Scholarship.

**President's Fund and Achievement Fund**

Gifts from organizations and individuals to the President's Fund are used to underwrite additional National Merit Scholarships. The Achievement Fund is used in a similar way in the Achievement Program.

In 1968-69, President's Fund gifts totaled \$10,530, and the Achievement Fund received \$8,075. The assistance of the following donors in the fiscal year ended June 30, 1969, is acknowledged with appreciation.

- The President's Fund, 1968-69**  
 The Armstrong Rubber Company Foundation, Inc.  
 The Cleveland-Cliffs Foundation  
 Donors Anonymous Foundation  
 The Eastern Associated Foundation  
 Hooker Charitable Foundation, Inc.  
 R. Howard Mitchell, Jr.  
 Squibb Beech-Nut, Inc.  
 White Motor Corporation Charitable Trust  
 William E. Wright  
 Zenith Radio Corporation
- The Achievement Fund, 1968-69**  
 Allied Stores Foundation, Inc.  
 The Bank of New York  
 Beneficial Finance Co.  
 Mr. and Mrs. Joseph L. Block  
 Bobbie Brooks, Incorporated  
 John B. Bromell  
 Burndy Corporation  
 The Hammermill Foundation  
 The Kellwood Foundation  
 The Nalco Foundation  
 Norris Foundation  
 The S & H Foundation, Inc.

**Table 1: Number of participating secondary schools and students by state for the 1968-69 Merit and Achievement Programs**

	NATIONAL MERIT SCHOLARSHIP PROGRAM						NATIONAL ACHIEVEMENT SCHOLARSHIP PROGRAM					
	Qualifying Test		Semifinalists		Merit Scholars		Qualifying Test		Semifinalists		Achievement Scholars	
	schools	students	schools	students	schools	students	schools	students	schools	students	schools	students
Alabama.....	380	8,952	84	219	29	43	169	1,704	24	42	12	13
Alaska.....	32	727	6	16	3	7	6	14	2	1	0	0
Arizona.....	113	4,594	40	124	18	27	27	52	1	1	1	1
Arkansas.....	260	5,732	57	131	21	26	100	516	13	25	3	5
California.....	922	43,372	491	1,543	189	265	270	1,230	48	60	23	23
Colorado.....	204	6,982	66	183	25	38	29	95	3	4	1	1
Connecticut.....	208	11,894	93	212	33	50	82	259	6	9	3	3
Delaware.....	48	2,738	16	46	10	16	32	111	7	10	1	1
District of Columbia.....	35	2,126	12	58	4	7	29	810	22	81	13	21
Florida.....	299	14,045	120	383	66	93	136	690	25	33	7	7
Georgia.....	381	11,078	101	316	63	93	106	1,627	21	31	6	6
Hawaii.....	54	2,829	17	55	7	12	6	6	1	1	1	1
Idaho.....	110	3,414	31	59	12	16	5	5	0	0	0	0
Illinois.....	826	48,655	280	848	128	216	187	2,382	42	90	20	26
Indiana.....	472	19,809	163	343	61	79	85	637	15	27	6	11
Iowa.....	511	10,460	127	241	42	53	24	54	5	5	3	3
Kansas.....	381	10,861	75	169	28	36	51	177	5	6	2	2
Kentucky.....	274	10,835	78	234	31	68	86	319	17	27	6	6
Louisiana.....	406	11,870	88	254	40	62	173	1,496	30	67	12	19
Maine.....	170	4,741	43	91	15	16	9	12	0	0	0	0
Maryland.....	211	12,757	80	274	32	46	96	765	32	71	11	12
Massachusetts.....	426	22,637	190	481	50	63	129	451	22	34	6	6
Michigan.....	745	39,265	235	621	104	148	174	1,421	18	36	8	11
Minnesota.....	501	13,205	143	336	78	125	33	60	2	3	0	0
Mississippi.....	275	6,909	53	145	13	21	121	1,181	11	13	3	3
Missouri.....	408	15,706	111	302	59	102	108	763	15	29	4	6
Montana.....	155	3,770	24	62	10	13	6	7	0	0	0	0
Nebraska.....	335	9,059	56	116	20	29	21	66	2	2	1	1
Nevada.....	33	1,370	15	34	6	7	10	22	0	0	0	0
New Hampshire.....	98	2,790	35	62	7	10	23	44	3	10	1	3
New Jersey.....	418	29,932	179	486	85	118	161	882	28	42	14	16
New Mexico.....	96	2,825	27	78	12	15	13	15	1	1	0	0
New York.....	1,181	94,269	426	1,196	181	243	449	2,742	66	119	28	34
North Carolina.....	479	13,340	116	339	45	72	267	2,277	45	59	14	16
North Dakota.....	174	3,033	32	60	11	16	9	8	1	2	1	1
Ohio.....	868	39,308	315	834	128	194	226	1,298	41	73	11	15
Oklahoma.....	303	8,354	60	178	24	37	59	269	11	15	3	3
Oregon.....	211	6,144	75	157	25	31	15	33	1	1	0	0
Pennsylvania.....	860	52,991	328	869	147	226	240	1,900	35	48	15	17
Rhode Island.....	63	3,124	27	69	8	11	17	33	4	4	1	1
South Carolina.....	312	9,044	62	175	30	43	185	1,879	16	24	4	5
South Dakota.....	153	2,510	28	57	10	12	3	3	0	0	0	0
Tennessee.....	320	11,391	98	253	40	63	126	1,094	39	58	12	16
Texas.....	935	30,264	213	621	105	186	278	1,835	71	116	19	21
Utah.....	77	4,314	29	84	15	21	13	18	2	1	0	0
Vermont.....	74	1,868	24	36	7	8	7	10	1	2	0	0
Virginia.....	371	12,736	104	298	47	70	186	1,608	55	99	16	19
Washington.....	290	12,894	115	273	39	46	53	127	6	6	1	1
West Virginia.....	182	5,456	55	128	20	28	53	145	9	10	2	2
Wisconsin.....	469	19,172	162	373	60	75	47	187	5	6	2	2
Wyoming.....	65	1,846	13	29	4	6	3	5	0	0	0	0
Puerto Rico.....	43	1,108	5	7	1	1	4	5	1	1	0	0
territorial, foreign, and governmental.....	206	4,402	59	93	25	29	48	148	16	20	3	3
boarding schools.....	147	6,279	66	244	23	37						
<b>totals.....</b>	<b>17,570</b>	<b>738,786</b>	<b>5,538</b>	<b>14,895</b>	<b>2,296</b>	<b>3,378<sup>b</sup></b>	<b>4,875</b>	<b>33,497</b>	<b>846</b>	<b>1,425</b>	<b>300</b>	<b>363<sup>c</sup></b>

**Notes:**

- a) Achievement Program participants attending Boarding Schools are reported in the states where their schools are located.
- b) Includes 275 Honorary Merit Scholars. An Honorary Scholar is one who receives recognition from NMSS because he has another scholarship that precludes acceptance of all other honorary awards or because he plans to enroll in a college or a cumulative achievement by the NMSS scholarship.
- c) Includes 8 Honorary Achievement Scholars. (See definition of Honorary Scholar in preceding footnote.)

**Table 2: 1969 Merit and Achievement Scholars, classified by type of school attended and size of senior class**

MERIT PROGRAM				size of senior class	ACHIEVEMENT PROGRAM			
public schools	independent schools	Catholic schools	all schools		public schools	independent schools	Catholic schools	all schools
150	0	0	150	900 and more	17	0	0	17
81	0	0	81	800-899	9	0	0	9
140	0	1	141	700-799	14	0	0	14
342	1	1	344	600-699	26	0	0	26
373	0	5	378	500-599	38	0	1	39
445	5	9	459	400-499	40	0	0	40
376	1	40	417	300-399	46	0	3	49
370	18	103	496	200-299	43	5	9	57
334	33	150	517	100-199	27	8	30	65
101	83	59	243	50-99	9	15	6	30
38	69	31	138	1-49	3	10	4	17
13	1	0	14	not given	0	0	0	0
2,763 (82%)	211 (6%)	404 (12%)	3,378* (100%)	no. of Scholars	272 (75%)	38 (10%)	53 (15%)	363† (100%)
2,296				total no. of schools	300			

\*Includes 275 Honorary Merit Scholars.  
†Includes 9 Honorary Achievement Scholars.

**Table 3: 1969 Merit and Achievement Scholars, classified by type of school attended and percent of senior class entering college**

MERIT PROGRAM				% of class entering college	ACHIEVEMENT PROGRAM			
public schools	independent schools	Catholic schools	all schools		public schools	independent schools	Catholic schools	all schools
157	175	172	504	90-100%	16	35	17	68
361	8	84	453	80-89	16	0	9	25
493	13	62	568	70-79	23	2	9	34
611	8	43	662	60-69	52	1	10	63
505	4	18	527	50-59	46	0	5	51
362	3	17	382	40-49	42	0	2	44
201	0	4	205	30-39	48	0	1	49
55	0	1	56	20-29	23	0	0	23
10	0	1	11	10-19	3	0	0	3
3	0	0	3	0-9	0	0	0	0
5	0	2	7	not given	3	0	0	3
2,763 (82%)	211 (6%)	404 (12%)	3,378* (100%)	no. of Scholars	272 (75%)	38 (10%)	53 (15%)	363† (100%)
2,296				total no. of schools	300			

\*Includes 275 Honorary Merit Scholars.  
†Includes 9 Honorary Achievement Scholars.

**Table 4: Distribution of scores of 1969 Merit Scholars on the CEEB Scholastic Aptitude Test**

verbal section			scores	mathematics section		
boys	girls	total		boys	girls	total
29	15	44	800	229	45	274
340	196	536	750-799	642	226	868
865	629	1,494	700-749	576	376	952
516	423	939	650-699	343	396	739
181	140	321	600-649	127	240	367
25	18	43	550-599	31	109	140
1	0	1	500-549	9	29	38
1,957	1,421	3,378*	totals	1,957	1,421	3,378*

\*Includes 275 Honorary Merit Scholars.

**Table 5: Distribution of stipends for winners of renewable 1969 Merit and Achievement Scholarships**

stipend	no. of MERIT	no. of ACHIEVEMENT
\$2,700	—	1
2,350	1	—
2,000	70	—
1,950	4	—
1,900	2	—
1,850	3	—
1,800	6	—
1,750	2	—
1,700	1	—
1,650	4	—
1,600	3	—
1,550	7	—
1,500	564	77
1,450	28	3
1,400	34	—
1,350	24	2
1,300	15	2
1,250	28	—
1,200	18	—
1,150	26	1
1,100	26	1
1,050	23	—
1,000	22	1
950	31	—
900	30	3
850	24	—
800	32	—
750	23	—
700	27	—
650	19	—
600	16	1
550	22	2
500	216	3
450	18	—
400	22	2
350	28	—
300	38	—
250	426	22
200	5	—
150	4	—
100	214	—
<b>totals</b>	<b>2,106*</b>	<b>121†</b>
<b>average stipend</b>	<b>\$851</b>	<b>\$1,184</b>

\*Does not include stipends for 967 winners of one-time nonrenewable National Merit \$1,000 Scholarships.

†Does not include stipends for 233 winners of one-time nonrenewable National Achievement \$1,000 Scholarships.

Note:  
The distribution of Merit Scholarship stipends in the range of \$ 20-500 is affected by different minimum stipends established by various sponsors. The minimum stipend for an Achievement Scholarship is \$250.

**Table 6: Colleges from which Merit and Achievement Scholars have been graduated and college enrollment of Merit and Achievement Scholars, 1969-70**

Merit, graduated	Merit, in college	Achievement, graduated	Achievement, in college							
				9	5	2	<i>Beloit College</i>	10	15	<sup>a</sup> <i>Carroll College</i>
						1	<i>Benne.t College</i>			(Wisconsin) (12)
						1	<i>Bennington College (8)</i>	1		<i>Carson-Newman College</i>
				2	8		<i>Berry College</i>	3		<i>Carthage College</i>
5	6				1		<i>Bethany College (Kansas)</i>	60	40	(Wisconsin)
4	1	1		1	2		<i>Bethany College</i>		1	<i>Case Western Reserve</i>
21	21				1		(West Virginia)	1		<i>University</i>
8	13						<i>Bethany Nazarene College</i>	1		<i>Casper College</i>
17	17	2		1	1		<i>Bethel College (Indiana)</i>	1		<i>Cathedral College of</i>
1				1			<i>Biola College</i>	1	1	<i>Immaculate Conception</i>
1	2				1		<i>Birmingham-Southern College</i>	12	29	<i>Catherine Spalding College</i>
		1		10	7	1	<i>Blackburn College</i>			<sup>a</sup> <i>Catholic University of</i>
1				2			<i>Bloomsburg State College</i>	1		<i>America (13)</i>
1					1		<sup>a</sup> <i>Bluffton College (2)</i>	2	2	<i>Cedar Crest College</i>
		1		2	2		<i>Boston College (6)</i>	1		<sup>a</sup> <i>Centenary College (1)</i>
11	7			17	22	2	<i>Boston Conservatory of Music</i>	1	2	<i>Central College</i>
3	3				1		<i>Boston State College</i>	1		<i>Central Methodist College</i>
1							<i>Bowdoin College (15)</i>	12	30	<i>Central Michigan University</i>
1		1		1			<i>Bowling Green State University</i>			<i>Central Missouri State College</i>
8	12			14	13	8	<i>Bradley University</i>	1		<i>Centre College of Kentucky (22)</i>
3	1			24	23	1	<i>Brandeis University</i>			<i>Chabot College</i>
1				3		1	<i>Bridgeport, University of</i>	1	4	<i>Chaminade College of Honolulu</i>
2	3	1	1				<i>Bridgewater College</i>	2		<sup>a</sup> <i>Chapman College (3)</i>
74	56	2	16	4	2	1	<i>Brigham Young University (17)</i>	7	14	<i>Charleston, College of</i>
1		1		23	24	1	<i>Bryn Mawr College</i>	3	2	<sup>a</sup> <i>Chatham College (13)</i>
32	16	1	6	1			<sup>a</sup> <i>Bucknell University (74)</i>	111	87	<i>Chestnut Hill College</i>
1					1		<i>Buller University</i>	1	17	<i>Chicago, University of</i>
1				13	48		<i>C. W. Post College</i>	1		<i>Chico State College</i>
20	14			53	56	16	<i>California, University of</i>	10	11	<i>Christian Brothers College</i>
4	18	1	1	33	25	3	<i>Davis</i>	1		<i>Cincinnati, University of (4)</i>
1	2			20	92	1	<i>Irvine</i>	16	13	<i>Citadel, The</i>
63	33	4		1	8		<i>Los Angeles</i>	1		<sup>a</sup> <i>Claremont Men's College (6)</i>
1				1	3		<i>Riverside</i>	1	5	<i>Clarian State College</i>
2				103	103	1	<i>San Diego</i>	6	14	<i>Clark College (Georgia)</i>
1				1	17		<i>Santa Barbara</i>	2	1	<i>Clark University</i>
1				47	49	2	<i>Santa Cruz</i>	6	8	<i>Clarke College</i>
1				7	11	1	<i>California Institute of Technology</i>	1	1	<sup>a</sup> <i>Clarkson College of Technology (10)</i>
1				8	32	2	<i>California Lutheran College</i>	2	3	<i>Clemson University</i>
1				6	23	2	<i>California State Colleges</i>	1		<i>Cleveland State University</i>
1				4	30	1	<i>Fullerton</i>	1		<i>Cor College</i>
11	13	1		169	79	2	<i>Hoyard</i>	5	20	<i>Coker College</i>
2	8	1		2	2		<i>Long Beach</i>	5	20	<sup>a</sup> <i>Colby College (17)</i>
2					4		<i>Los Angeles</i>	5	3	<i>Colgate University</i>
					1		<i>Long Beach</i>	1		<i>College Misericordia</i>
					1		<i>Los Angeles</i>	28	32	<i>Colorado, University of</i>
					1		<i>California State Polytechnic College, San Luis Obispo</i>	3	1	<i>Denver</i>
					2		<i>Canada College</i>	5	7	<sup>a</sup> <i>Colorado College (4)</i>
					2		<sup>a</sup> <i>Canisius College (1)</i>	4	6	<i>Colorado School of Mines</i>
					10	14	<i>Capital University</i>	2		<i>Colorado State College</i>
					1		<i>Cardinal Glennon College</i>	9	5	<i>Colorado State University</i>
					1		<i>Cardinal Stritch College</i>	85	67	<i>Columbia University</i>
					1		<i>Carleton College</i>	3	22	<i>Columbia Union College</i>
					4	1	<i>Carlow College</i>	5	2	<i>Concordia College</i>
					1		<i>Carlow College</i>	1		<i>(Moorhead, Minnesota)</i>
					1		<i>Carroll College (Montana)</i>	1		<i>Concordia College (St. Paul, Minnesota)</i>
					1			3		<i>Concordia Lutheran Junior College</i>

<sup>a</sup>This institution is the sponsor of Merit Scholarship. The number of college sponsored Merit Scholars currently enrolled is shown in parentheses following the name of the institution.



Merit, graduated	Merit, in college	Achievement, graduated	Achievement, in college								
	47	48	2	3	*Emory University (34)	6	3			Hawaii, University of	
	1				Emory and Henry College	1	1			*Heidelberg College (1)	
	3	3	1		*Erskine College (3)	2				Henderson State College	
			1	1	Eureka College	19	14	1		Hendrix College	
4					Evangel College	1				High Point College	
2	1				Fairfield University		1			Hillsdale College	
	1	1			Fairmont State College	10	13			*Hiram College (11)	
1	1				Ferris State College	2				Hobart College	
	5	3	2		Fisk University	1	8	2		*Hofstra University (7)	
6	9	1			Florida, University of	3	5	1		Hollins College	
2					Florida Atlantic University	16	21	2		*Holy Cross, College of the (18)	
4	2				Florida Presbyterian College	1	1			Holy Names, College of the	
6	3	1			*Florida Southern College (2)		3			*Hood College (1)	
144	185	5	23		*Florida State University (20)	8	1	1		Hope College	
	1				Florida Technological	6	3			Houghton College	
1	5	1			University	10	22	5		*Houston, University of (14)	
1					Fontbonne College				5	39	
	1				Foothill College	2	1			Howard University	
	3	1			Fordham University	2				Huntingdon College	
81	68	3	11		Francis T. Nicholls	1	2			Huron College	
3	2				State College	3	5			Idaho, College of	
38	27	1			Franklin College of Indiana	1				Idaho, University of	
1					*Franklin and Marshall	65	84	1	2	Idaho State University	
3	6				College (6)	1	7	1		Illinois, University of	
3	3				Fresno State College	1	1			Chicago Circle	
11	21	1			Furman University	1				Illinois College	
1					Gannon College					Illinois College	
14	10				General Motors Institute	21	10	2	4	of Optometry	
6	11	2			Geneva College					Illinois Institute	
19	10	1			George Peabody College	2	2			of Technology	
13	20	1			George Washington	3	11	2		Illinois State University	
7	11	2			University	1	1	1		*Illinois Wesleyan	
					George Williams College					University (7)	
					Georgetown College					Immaculata College	
					Georgetown University		1			(Pennsylvania)	
					*Georgia, University of (69)		1			Immaculate Heart College	
					*Georgia Institute of					Indiana Central College	
					Technology (28)	2	1			Indiana Institute	
					Georgia State College	67	51	1	6	of Technology	
					Gettysburg College	1	1			Indiana State University	
					Glentville State College					Indiana University	
					Goddard College					Fort Wayne	
					*Gonzaga University (10)		2			Gary	
					Gordon College					South Bend	
					Goshen College	40	20			Indiana University	
					Goucher College	48	27	1		of Pennsylvania	
					Grambling College					Iowa, University of	
					Greenville College		2			Iowa State University	
					Grinnell College	7	11	4		Iowa Wesleyan College	
					Grossmont College		1			Ithaca College	
					Grace City College	2	2			Jackson College	
					Guilford College		1			Jacksonville State University	
					Gustavus Adolphus College		1			Jefferson Medical College	
					Gwynedd-Mercy College					Jewish Theological Seminary	
					Hamilton College	2	5			of America	
					*Hamline University (2)	40	29	8		John Brown University	
					Hampden-Sydney College					*John Carroll University (3)	
					Hampton Institute		3	1		Johns Hopkins University	
					*Haverock College (6)		12	11		Johnson C. Smith University	
					Hardin-Simmons University	22	15	3		Juillard School, The	
					Harding College	44	44	1	5	*Juniata College (9)	
					Hartford, University of		7	5		Kansas, University of	
					Hartford College for Women	3	3	1	1	Kansas State University	
					Hartwick College	15	16	2		Kent State University	
					Harvard University					*Kentucky, University of (4)	
					*Harvey Mudd College (7)		1			Kentucky State College	
					Haverford College	17	26			Kentucky Wesleyan College	
										*Kenyon College (21)	

Table 6 (continued)

Merit, graduated	Merit, in college	Achievement, graduated	Achievement, in college					
				3 5	Massachusetts, University of	1 7		°Nebraska Wesleyan University (5)
				465 340 2 24	Massachusetts Institute of Technology			Nevada, University of
				1	McMurry College	5 14	1	New College
				4	McNeese State College	5 12		°New Hampshire, University of (9)
				6 2 1	Memphis State University			New Mexico, University of
				5 15	°Mercer University (12)	7 7		New Mexico Institute of Mining & Technology
				3	°Meredith College (2)	1 1		New Mexico State University
				1	Merrimack College			°New Rochelle, College of (4)
				2	Messiah College	2 4		New School for Social Research
				2 35 2	°Miami, University of (28)	3 6		New York, City University of Brooklyn College
				12 10 1 1	Miami University	2		City College
				190 201 1 12	Michigan, University of			Hunter College
				471 700 7 23	°Michigan State University (355)			Queens College
				5 6 1	Michigan Technological University	3 2	1	New York, State University of (SUNY)
				1	Middle Tennessee State University	2 1		Albany
				15 15	Middlebury College			Binghamton
				2 5	Midland Lutheran College	5	1	°Buffalo (15)
				1 1	Millersville State College	1 4		Stony Brook
				1 2	Milligan College	9 23	1	SUNY College of Agriculture at Cornell
				1 2	°Millikin University (2)	4	1	SUNY Colleges of Arts and Sciences
				2 8 1 1	°Mills College (5)	2		Brockport
				7 8 2	°Mississippi College (3)			Corland
				67 55	Minnesota, University of			Fredonia
				1 1	Duluth			Geneseo
				1 2	Morris	3		New Paltz
				2 3	St. Paul	1		Ontario
				3	Mississippi, University of			Oswego
				2 4	°Mississippi College (3)	1		SUNY Colleges of Ceramics at Alfred
				12 9 1	Mississippi State College for Women	1 1 1		Forestry at Syracuse
				2 7	°Mississippi State University	1 1		Home Economics at Cornell
				2	°Missouri, University of (32)			SUNY Maritime College
				4 1	Kansas City			°New York University (29)
				19 57	Rolla			Newark College of Engineering
				4 4	St. Louis			Newberry College
				7 11	°Monmouth College (Illinois) (2)	13 39	10	Newcomb College
				2 2	Montana, University of	5 1		°Newton College of the Sacred Heart (2)
				4 2	Montana State University			North Carolina, University of
				7 2	Montclair State College	2 3		Ashville
				1	Montreal, University of			Charlotte
				1 3	Moravian College			Greensboro
				2	Morehouse College			North Carolina Central University
				2 14	Morgan State College	45 84	1 8	North Carolina School of Arts
				1 3	°Morningside College (1)	1		North Carolina State University at Raleigh
				1 2	°Morris Harvey College (1)	2		North Central College
				42 27 4 17	Mount Holyoke College	6 9	4	North Dakota, University of
				1	Mount Hood Community College			North Dakota State University of Agriculture and Applied Science
				1	Mount St. Mary's College (California)			North Georgia College
				1	Mount St. Scholastica College	22 22	4	°North Park College (7)
				1 1	Mount St. Vincent, College of	2 1		North Texas State University
				1 3	Mount San Antonio College	7 10		Northwest Louisiana State College
				1 1	°Mount Union College (2)	5 1		Northwestern University
				1 2	Muhlenberg College			
				6 20	°Mundelin College (6)	1		
				2 9 1	Murray State University	1 8		
				1	°Muskingum College (5)	7 4	2	
				5 5	Nassau College	1	2	
				1	Nebraha, University of			
				25 20 1	°Nebraska Wesleyan University (5)	2 5		
				1	Nebraska Wesleyan University (5)			
				1	Nevada, University of			
				1	New College			
				6 2	°New Hampshire, University of (9)			
				5 15	New Mexico, University of			
				3	New Mexico Institute of Mining & Technology			
				1	New Mexico State University			
				2 35 2	°New Rochelle, College of (4)			
				12 10 1 1	New School for Social Research			
				190 201 1 12	New York, City University of Brooklyn College			
				471 700 7 23	City College			
				5 6 1	Hunter College			
				1	Queens College			
				15 15	New York, State University of (SUNY)			
				2 5	Albany			
				1 1	Binghamton			
				1 2	°Buffalo (15)			
				1 2	Stony Brook			
				13 16	SUNY College of Agriculture at Cornell			
				1	SUNY Colleges of Arts and Sciences			
				1	Brockport			
				2 3	Corland			
				3	Fredonia			
				2	Geneseo			
				2 4	New Paltz			
				18 36 2	Ontario			
				2 5 3	Oswego			
				10 9 3	SUNY Colleges of Ceramics at Alfred			
				1	Forestry at Syracuse			
				9 16 1	Home Economics at Cornell			
				9 13 1 1	SUNY Maritime College			
				3 7	°New York University (29)			
				19 24	Newark College of Engineering			
				1	Newberry College			
				177 320 1 2	Newcomb College			
				4 1	°Newton College of the Sacred Heart (2)			
				1 1	North Carolina, University of			
				4 4	Ashville			
				3 13	Charlotte			
				5 2 1	Greensboro			
				7 2 1	North Carolina Central University			
				2 1	North Carolina School of Arts			
				2	North Carolina State University at Raleigh			
				3 2	North Central College			
				1	North Dakota, University of			
				24 12	North Dakota State University of Agriculture and Applied Science			
				2 2 2	North Georgia College			
				2 8	°North Park College (7)			
				1	North Texas State University			
				4	Northwest Louisiana State College			
				11 7 1	Northwestern University			
				1 1				

Institution is/are sponsor of Merit Scholarship. The number of college sponsors Merit Scholars currently enrolled is shown in parenthesis following the name of the institution.

Merit, graduated Merit, in college Achievement, graduated Achievement, in college		58	53	2		34	41	
		1	1		Pomona College	1	1	°St. Louis University (28)
		2	1		Portland, University of	1	1	St. Martin's College
		1	2		Portland State University		2	St. Mary College
					°Presbyterian College (2)	1	3	°St. Mary-of-the-Woods College (3)
1	Northeastern Oklahoma A & M College	272	187	7 18	Prescott College	1		St. Mary's College (California)
1	Northern Arizona University	6	4		Princeton University			2 St. Mary's College (Indiana)
1 6	1 Northern Illinois University	2			Principia College			St. Mary's College (Minnesota)
4 2	Northern Iowa, University of	1	5		Providence College	10	5	St. Mary's Junior College
1	Northern State College	90	54	1 11	°Puget Sound, University of (4)	1	2	St. Mary's Seminary and University
1	Northwest Missouri State College	1			Purdue University			St. Mary's University
1	Northwest Nazarene College	1			Queens College (North Carolina)	1		St. Meinrad College
108 68	24 Northwestern University	240	148	5 28	Quincy College	2	5	St. Mary's University
1	Northwestern State College (Louisiana)	6	10	1 1	Radcliffe College			St. Mary's University
1	Norwich University	9	9	1	°Randolph-Macon Woman's College (7)	2	1	St. Norbert College
1 2	Notre Dame, College of (California)	47	34	3	°Redlands, University of (3)	29	55	°St. Olaf College (36)
86 58	6 Notre Dame, University of	2	4		Reed College	1		St. Patrick's College
2	1 Notre Dame College (Ohio)	2	2		Regis College (Colorado)	1		St. Paul Seminary
1	°Notre Dame of Maryland, College of (1)	44	36	1 4	°Regis College (Massachusetts) (4)	1	1	St. Peter's College
2 17	1 °Oakland University (8)	2	3		Rensselaer Polytechnic Institute	3		St. Procopius College
1	Oakwood College		2		Rhode Island, University of			St. Scholastica, College of
125 75	3 14 Oberlin College	209	214	8	Rhode Island School of Design	1		St. Teresa, College of
29 32	2 7 °Occidental College (10)	1	1		Rice University	1	1	1 °St. Thomas, College of (3)
1	Ohio Dominican College	13	13	1	Richmond, University of	1	1	St. Thomas, University of
39 27	°Ohio State University		3		°Ripon College (10)	1	1	St. Vincent College
11 7	2 Ohio University		1		Roanoke College			°St. Xavier College (1)
17 3	1 Ohio Wesleyan University	25	25	4	Roberts Wesleyan College	1	1	Salem College (North Carolina)
40 23	2 3 Oklahoma, University of	1			Rochester, University of	1	1	Salve Regina College
1	3 °Oklahoma Baptist University				Rochester Institute of Technology	2	2	Sam Houston State College
1	°Oklahoma City University (2)	1	3	1	°Rockford College (3)	11	3	Samford University
15 19	1 Oklahoma Panhandle State College	1	3		°Rockhurst College (1)	7	10	San Diego, University of
1	Old Dominion University	12	14	1	°Rollins College (7)			San Diego State College
1	Olivet Nazarene College	11	15	1	°Rossett University			San Francisco, City College of
12 10	4 Oral Roberts University	2	1		°Rosary College (11)	2	2	University of (7)
14 9	1 Oregon, University of	6	9	1	°Rose Polytechnic Institute (11)	4		San Francisco State College
6 10	1 Ottauca University	1	1		Rosemont College	9	10	San Jose State College
5 3	°Otterbein College (7)	4			Russell Sage College	6	6	1 Santa Clara, University of
2	Our Lady of the Lake College	1	1		Rutgers—The State University of New Jersey	1		3 Sarah Lawrence College
2 6	1 Pace College	1	1		Camden	1	1	Schreiner Institute
3 14	1 Pacific, University of the	1	2		Newark	9	10	Scranton, University of
1	Pacific Lutheran University	2	1		Sacred Heart Seminary	5	1	Scrifpps College
1	Pan American College	1	2		St. Andrew's Presbyterian College	2	1	°Seattle University (5)
1	Park College	1	2		°St. Benedict, College of (1)	1		Seattle Pacific College
1	Paterson State College	3	13		St. Benedict's College	6		Seton Hall University
1	Peabody Conservatory of Music	1	1		St. Bonaventure University	1	1	°Seton Hill College (4)
16 49	14 Peace College	1			°St. Catherine, College of (7)	2	5	Shelton College
44 58	5 22 Pennsylvania, University of	8	13		St. Cloud State College	1		Shimer College
21 32	3 Pennsylvanian State University	1			St. Edward's University	1		Shippensburg State College
2 1	1 Altoona	2	6		St. Elizabeth, College of	2		Simmons College
1	Pfeiffer College	2	6		St. Francis College (Pennsylvania)	42	31	Simpson College
1	Pfeiffer College	2	6		St. John's College (Kansas)	14	12	Sioux Falls College
3 1	1 Philadelphia College of Art	4	9		St. John's College (Maryland)			Skidmore College
10 6	2 1 Phillips University	1			Branch (New Mexico)	1		Smith College
1	Pittsburgh, University of Johnstown	2	3		°St. John's University (Minnesota) (6)	2	3	°South, University of the (5)
2 5	1 °Pitzer College (5)	2	3		St. John's University (New York)	2	1	South Alabama, University of
3 5	1 °Polytechnic Institute of Brooklyn (3)	1	16		St. Joseph's College (Pennsylvania)	6		1 °South Carolina, University of (8)
					°St. Lawrence University (13)	1	2	South Carolina State College

Table (continued)

Merit, graduated	Merit, in college	Achievement, graduated	Achievement, in college	Institution	Merit, graduated	Merit, in college	Achievement, graduated	Achievement, in college	Institution
				Thomas More College					Western Maryland College
				Tift College	10	3			Western Michigan University
				Toledo, University of					Western Washington State College
				Tougaloo College					Westhampton College
				Towson State College					Westmar College
				*Trsylvania College (9)					*Westminster College (Missouri) (2)
				Trinity College					Westminster College (Pennsylvania)
				(Connecticut)	1	2			Westmont College
				Trinity College (D.C.)	3	1	1		*Wheaton College (Illinois) (32)
				*Trinity University (6)					Wheaton College (Massachusetts)
				Troy State University					Wheeler College
				Tufts University	23	46			*Whitman College (21)
				*Tulane University (21)					Whittier College
				Tulsa, University of					*Whitworth College (3)
				Tuskegee Institute					Wichita State University
				Union College and University	2	3			Willamette University
				Upsala College	10	29			William and Mary, College of
				*Ursinus College (11)	1	1			William Jewell College
				Utah, University of	2	3			William Smith College
				*Utah State University (3)	2	1			William Woods College
				Utica College of Syracuse University	3	3			Williams College
				Valparaiso University	12	36			*Wilmington College (Ohio) (2)
				Vanderbilt University					Wilson College (7)
				*Vassar College (2)	2	1			Windham College
				Vermont, University of					*Winthrop College (2)
				*Villanova University (8)	42	26			Wisconsin, University of
				Virginia, University of					Waukesha
				Virginia Commonwealth University	2				Wisconsin State Univer.
				Virginia Military Institute	6	8			Eau Claire
				Virginia Polytechnic Institute	1				LaCrosse
				Virginia State College	2	6			Oshkosh
				Viterbo College	71	61			River Falls
				Wabash College	3	4			Stevens Point
				Wagner College	1				Superior
				Wake Forest University	1	3			Whitewater
				*Warburg College (8)					Wittenberg University
				Washburn University of Topeka	1				*Wofford College (13)
				Washington, University of	1	4			Wooster, College of
				Washington College	1				Worcester Polytechnic Institute
				Washington State University	1	1			Wright State University
				Washington University	12	27			Wyoming, University of
				Washington and Jefferson College	3	15			Xavier University of Louisiana
				Washington and Lee University	26	7			Xavier University (Ohio)
				Wayne State University	7	3			Yale University
				Webb Institute of Naval Architecture	4	9			Yorkton College
				Webster College	5	1	1		Yeshiva University
				Wellesley College	280	372	4	47	Youngstown State University
				Wells College	1				
				*Wesleyan University (6)	6	2			
				West Florida, University of	1	1			
				West Georgia College					
				West Liberty State College					
				West Texas State University	9,576	18,2			totals
				*West Virginia University (12)					10,067
				West Virginia Wesleyan College					1,106
				Western Carolina University					
				*Western College for Women (2)					
				Western Illinois University					
				Western Kentucky University					
				Thomas More College					
				Tift College					
				Toledo, University of					
				Tougaloo College					
				Towson State College					
				*Trsylvania College (9)					
				Trinity College					
				(Connecticut)					
				Trinity College (D.C.)					
				*Trinity University (6)					
				Troy State University					
				Tufts University					
				*Tulane University (21)					
				Tulsa, University of					
				Tuskegee Institute					
				Union College and University					
				Upsala College					
				*Ursinus College (11)					
				Utah, University of					
				*Utah State University (3)					
				Utica College of Syracuse University					
				Valparaiso University					
				Vanderbilt University					
				*Vassar College (2)					
				Vermont, University of					
				*Villanova University (8)					
				Virginia, University of					
				Virginia Commonwealth University					
				Virginia Military Institute					
				Virginia Polytechnic Institute					
				Virginia State College					
				Viterbo College					
				Wabash College					
				Wagner College					
				Wake Forest University					
				*Warburg College (8)					
				Washburn University of Topeka					
				Washington, University of					
				Washington College					
				Washington State University					
				Washington University					
				Washington and Jefferson College					
				Washington and Lee University					
				Wayne State University					
				Webb Institute of Naval Architecture					
				Webster College					
				Wellesley College					
				Wells College					
				*Wesleyan University (6)					
				West Florida, University of					
				West Georgia College					
				West Liberty State College					
				West Texas State University					
				*West Virginia University (12)					
				West Virginia Wesleyan College					
				Western Carolina University					
				*Western College for Women (2)					
				Western Illinois University					
				Western Kentucky University					

Institution is itself a sponsor of Merit Scholarships. The number of college sponsors of Merit Scholars currently enrolled is shown in parentheses following the name of the institution.

Summary, Table 6

	private	tax-subsidized	total
<i>number of institutions</i>			
<i>with Merit Scholars in college or graduated.....</i>	508	272	780
<i>with Merit Scholars in college.....</i>	415	228	643
<i>with Achievement Scholars in college or graduated</i>	180	91	271
<i>with Achievement Scholars in college.....</i>	166	89	255
<i>with Merit and/or Achievement Scholars in college</i>	443	242	685
<i>number of students</i>			
<i>graduated Merit Scholars.....</i>	7,012	2,564	9,576
<i>Merit Scholars in college.....</i>	6,798	3,269	10,067
<i>graduated Achievement Scholars.....</i>	149	33	182
<i>Achievement Scholars in college.....</i>	871	235	1,106



**Table 7: Summary of college majors of Scholars and Semifinalists in the 1969 Merit Program and 1969 Achievement Program**

MERIT PROGRAM						ACHIEVEMENT PROGRAM						
number of Scholars			number of Semifinalists			number of Scholars			number of Semifinalists			
boys	girls	total	boys	girls	total	boys	girls	total	boys	girls	total	
24	1	25	132	9	141							
42	4	46	166	14	180	engineering						
9	0	9	42	2	44	aeronautical	5	0	5	20	1	21
69	1	70	309	7	316	chemical	3	1	4	9	1	10
2	0	2	6	1	7	civil, structural	0	0	0	2	0	2
8	1	9	58	1	59	electrical	11	0	11	33	1	34
6	1	7	10	2	12	industrial	0	0	0	1	0	1
4	1	5	30	4	34	mechanical	3	1	4	9	1	10
129	5	134	627	35	662	metallurgical, mining	0	0	0	1	0	1
						science	0	0	0	1	1	2
						unspecified/other	20	2	22	59	4	63
						physical and natural sciences						
8	3	11	48	20	68	astronomy	0	0	0	0	1	1
40	26	66	118	120	238	biochemistry	5	5	10	9	16	25
3	1	4	16	9	25	biophysics	1	0	1	1	0	1
22	31	53	76	153	229	biology, botany, zoology	2	6	8	6	24	30
80	34	114	336	158	494	chemistry	10	7	17	21	19	40
4	1	5	30	3	33	earth sciences	0	0	0	1	1	2
209	171	380	826	685	1,511	mathematics, statistics	20	17	37	57	75	132
11	4	15	69	34	103	oceanography	0	0	0	0	3	3
178	22	200	690	84	774	physics	10	2	12	24	4	28
163	101	264	774	506	1,280	unspecified	10	3	13	27	26	53
						health sciences						
137	57	194	614	296	910	premedicine	17	21	38	61	53	114
5	0	5	26	2	28	podiatry	0	0	0	3	0	3
0	0	0	1	1	2	podiatry	0	0	0	0	1	1
0	11	11	5	41	46	medical technology	1	1	2	4	11	15
0	25	25	0	97	97	nursing	0	2	2	0	24	24
0	2	2	0	18	18	occupational, physical therapy	0	1	1	0	3	3
1	5	6	9	28	37	pharmacy	0	0	0	4	1	5
2	10	12	12	45	57	veterinary science	0	1	1	1	4	5
						humanities and social sciences						
3	14	17	37	86	123	anthropology, archaeology	0	1	1	1	3	4
2	18	20	20	111	131	art (fine, graphic, design)	1	1	2	8	10	18
21	2	23	78	12	90	economics	2	2	4	6	5	11
23	97	120	95	453	548	education	2	13	15	9	70	79
47	101	148	254	513	767	English, literature	2	9	11	11	42	53
47	30	77	208	159	367	history	3	3	6	16	15	31
13	99	112	64	538	602	languages	3	10	13	10	40	50
86	79	165	511	449	960	liberal arts	8	13	21	34	37	71
18	29	47	92	132	224	music	0	0	0	5	16	21
21	12	33	128	59	187	philosophy, religion, theology	0	0	0	3	0	3
153	60	213	816	266	1,082	prelaw, political science	19	12	31	79	36	115
24	57	81	174	324	498	psychology	6	14	20	23	76	99
10	20	30	52	148	200	sociology	3	9	12	6	47	53
34	40	74	187	199	386	social sciences, unspecified	2	2	4	6	12	18
						other						
4	2	6	12	4	16	agriculture	0	0	0	0	0	0
12	1	13	80	26	106	architecture	0	1	1	9	2	11
31	8	39	128	34	162	business	4	5	9	22	19	41
3	1	4	13	2	15	forestry	0	0	0	0	0	0
0	13	13	1	36	37	home economics	0	1	1	0	4	4
19	28	47	88	126	214	journalism	1	5	6	9	22	31
0	3	3	0	16	16	library science	0	0	0	0	4	4
3	16	19	36	78	114	speech, drama	1	1	2	4	11	15
64	61	125	361	284	645	undecided	4	3	7	28	36	64
1,794	1,309	3,103*	8,465	6,430	14,895	<b>totals</b>	179	175	354†	643	782	1,425

\*Less 2,326 winners of renewable Merit I Scholarships and 997 winners of one-time National Merit I/200 Scholarships.  
 †Less 121 winners of renewable Achievement Scholarships and 233 winners of one-time National Achievement I/200 Scholarships.

# FINANCIAL REPORT

ARTHUR ANDERSEN & CO.

To the Board of Directors,  
National Merit Scholarship Corporation,  
Evanston, Illinois:

We have examined the statement of net assets and fund balances of National Merit Scholarship Corporation (an Illinois corporation not for profit) as of June 30, 1969 and 1968, and the related statement of changes in fund balances for the years then ended. Our examination was made in accordance with generally accepted auditing standards, and accordingly included such tests of the accounting records and such other auditing procedures as we considered necessary in the circumstances.

In our opinion, the accompanying financial statements present fairly the net assets and fund balances of National Merit Scholarship Corporation as of June 30, 1969 and 1968, and the changes in fund balances for the years then ended, in conformity with generally accepted accounting principles applied on a consistent basis after giving retroactive effect to the change from the cash basis to the accrual basis of accounting, as explained in Note 1 to the financial statements.

Arthur Andersen & Co.

Chicago, Illinois,  
July 21, 1969.

National Merit Scholarship Corporation  
**STATEMENT OF NET ASSETS AND FUND BALANCES** June 30, 1969 and 1968

	1969	1968 (Note 1)
<b>Net assets</b>		
Cash.....	\$ 64,723	\$ 62,070
<b>Investments:</b>		
carried at cost, which approximates quoted market—		
time certificates of deposit.....	\$ 7,775,000	\$10,925,000
commercial paper.....	9,049,566	4,332,325
	<u>\$16,824,566</u>	<u>\$15,257,625</u>
carried at quoted market (note 1)—		
U.S. Government obligations (cost:		
1969, \$4,615,906; 1968, \$4,385,863).....	4,561,258	6,254,317
federal agency obligations (cost:		
1969, \$4,829,388; 1968, \$4,070,810).....	4,724,441	8,020,238
corporate bonds (cost \$100,834).....	130,500	—
preferred stocks (cost \$95,485).....	54,250	—
common stocks (cost \$3,906,213).....	3,604,938	29,532,180
	<u>29,899,953</u>	<u>—</u>
<b>Other assets:</b>		
earned investment income (note 1).....	\$ 641,778	\$ 580,231
receivables.....	46,197	687,975
	<u>\$30,632,651</u>	<u>\$30,209,319</u>
<b>Liabilities</b>		
donor contributions retained in advance (note 1)....	\$ 1,607,854	\$ 1,159,059
amounts payable and accrued expenses.....	12,950	1,620,804
	<u>1,620,804</u>	<u>4,388</u>
<b>Net assets</b>	<u>\$29,011,847</u>	<u>\$29,045,872</u>
<b>Fund balances (note 1)</b>		
<b>Funds for current scholar programs (note 2):</b>		
assets.....	\$ 2,800,000	\$ 3,600,000
liabilities.....	<u>1,400,000</u>	<u>2,400,000</u>
<b>Funds for future activities, research,</b>		
<b>and administrative purposes:</b>		
assets.....	\$19,376,139	\$18,093,171
liabilities.....	<u>5,456,700</u>	<u>4,932,701</u>
<b>Total fund balances</b>	<u>\$29,011,847</u>	<u>\$29,045,872</u>

National Merit Scholarship Corporation

STATEMENT OF CHANGES IN FUND BALANCES for the years ended June 30, 1969 and 1968

	1969				1968
	Merit	Achievement	Special	Total	Total
Fund balance at beginning of year, as previously reported.....	\$21,693,171	\$7,352,701	\$ —	\$29,045,872	\$24,201,968
Add (Deduct) (note 7):					
Adjustment to record accrued investment income.....	—	—	—	—	446,480
Adjustment to record sponsor contributions received in advance....	—	—	—	—	(1,097,626)
Adjustment in state investments at quoted market.....	—	—	—	—	( 82,283)
Fund balance at beginning of year, as restated.....	\$21,693,171	\$7,352,701	\$ —	\$29,045,872	\$23,468,539
Revenue from—					
The Ford Foundation.....	\$ 1,900,000	\$ —	\$ —	\$ 1,900,000	\$ 7,000,000
National Science Foundation.....	25,000	—	—	25,000	25,000
donor scholarship contributions.....	5,202,923	364,316	914,503	6,481,742	5,447,119
investment income.....	1,275,096	365,475	—	1,640,571	1,383,067
fee income.....	286,880	33,475	—	320,355	57,691
Total revenue	\$ 8,690,800	\$ 703,296	\$ 914,503	\$10,367,668	\$13,912,877
Expenditures for—					
Scholar payments.....	\$ 6,584,385	\$1,103,309	\$ 826,794	\$ 8,514,488	\$ 6,910,153
tuition grants.....	410,652	19,783	87,709	518,144	567,300
operating expenses—					
Merit administration.....	675,445	—	—	675,445	574,305
Achievement administration.....	—	116,589	—	116,589	89,354
Merit research.....	49,121	—	—	49,121	116,520
Achievement research.....	—	47,566	—	47,566	28,371
Total expenditures	\$ 7,719,603	\$1,267,247	\$ 914,503	\$ 9,921,353	\$ 8,286,003
Net realized and unrealized gains (loss) on investments.....	\$ (487,328)	\$ 26,968	\$ —	\$ (460,360)	\$ (49,541)
Fund balance at end of year.....	\$22,176,139	\$6,855,708	\$ —	\$29,031,847	\$29,045,872

National Merit Scholarship Corporation

STATEMENT OF OPERATING EXPENSES for the year ended June 30, 1969

	Merit administrative	Achievement administrative	Merit research	Achievement research
Compensation and employee benefits .....	\$392,582	\$ 72,183	\$ 33,389	\$ 30,199
Preparation and printing .....	105,273	25,357	6,688	4,050
General office expenses .....	56,884	7,335	3,288	4,349
Rent and building expenses .....	42,604	3,388	4,772	7,053
Directors' and staff travel expense .....	26,403	516	473	136
Professional services .....	24,160	1,303	197	1,284
Advisory council and selection committee expense .....	15,318	5,974	—	—
Furniture and equipment .....	8,724	320	76	229
Insurance .....	739	53	85	35
Repairs and maintenance .....	2,758	160	153	231
<b>Total</b>	<b>\$675,445</b>	<b>\$116,589</b>	<b>\$ 49,121</b>	<b>\$ 47,566</b>

Notes to financial statements June 30, 1969

(1) In fiscal year 1969 the corporation retroactively changed its basis of accounting from the cash receipts and disbursements basis to the accrual basis. Accordingly, the accompanying financial statements reflect accrual investment income and sponsor contributions received in advance. In addition, the corporation has adopted the practice of carrying bond and stock investments at quoted market rather than cost. The 1968 financial statements have been restated to reflect these changes in accounting policy.

(2) Obligations for future payments to the Scholars presently in college and those appointed and entering college in the fall of 1969, and to the colleges attended, are estimated to be:

	1969	1970
Merit	\$ 256	\$17,500,000
Achievement	1,092	2,700,000
Special	1,205	2,800,000
Total	2,553	\$23,000,000

Total payments over the period the Scholars are in college from funds now on hand of \$23,000,000 and from additional scheduled payments by sponsors of approximately \$19,300,000.

(3) The corporation has a long-term lease agreement for space at 990 Grove Street, Evanston, Illinois, expiring in 1977, with annual rentals of approximately \$41,000.

Administrative offices  
 800 N. Dearborn  
 H. B. Swift 1, Assistant  
 University of Denver—Denver  
 James Marshall—S. E.  
 8 (except 1 hour right)  
 Stuart-Hughes—S. E.  
 Southern Time and Rubber  
 Company—S. E. (over right)