

DOCUMENT RESUME

ED 045 580

SP 004 468

TITLE Milestones in Teacher Education and Professional Standards.

INSTITUTION National Education Association, Washington, D. C. National Commission on Teacher Education and Professional Standards.

PUB DATE 70

NOTE 27p.

AVAILABLE FROM National Commission on Teacher Education and Professional Standards, National Education Association, 1201 16th St., N.W., Washington, D.C. 20036

EDRS PRICE MF-\$0.25 HC Not Available from EDRS.

DESCRIPTORS State Legislation, *Teacher Certification, *Teacher Education, Teacher Salaries

IDENTIFIERS United States

ABSTRACT


This booklet presents data in graph and chart form showing changes in the conditions of teachers, teacher education, and practice over a span of years. Included are statistics on 1) population, public school and higher education enrollment, number of teachers and average salary (1860-1970); 2) percentages of college graduates prepared to teach (1950-68); 3) level of preparation of public school teachers (1947-68); 4) average minimum general and professional education requirements for teacher certification, in semester hours, (1951-70); 5) number of teacher education institutions per state, including number of NCATE (National Council for Accreditation of Teacher Education) accredited institutions; 6) states which have NCATE reciprocity; 7) states which have passed interstate certification legislation; 8) decreasing ratio of emergency teachers (1946-69); 9) number of states enforcing the degree requirements for lowest regular teacher certification (1900-70); 10) states which have passed professional practices legislation; 11) states which have enacted negotiation statutes; 12) average academic-year salary of public school classroom teachers and total instructional staff and other professional groups (1960-70); 13) membership of state and national education associations (1959-69). A 22-item bibliography is also included. (JS)

ED0 45580

PROCESS WITH MICROFICHE
AND PUBLISHER'S PRICES.
MICROFICHE REPRODUCTION
ONLY.

U.S. DEPARTMENT OF HEALTH, EDUCATION
& WELFARE
OFFICE OF EDUCATION
THIS DOCUMENT HAS BEEN REPRODUCED
EXACTLY AS RECEIVED FROM THE PERSON OR
ORGANIZATION ORIGINATING IT. POINTS OF
VIEW OR OPINIONS STATED DO NOT NECES-
SARILY REPRESENT OFFICIAL OFFICE OF EDU-
CATION POSITION OR POLICY.


MILESTONES



SP004468

ED0 45580

in Teacher Education and Professional Standards



1970 Edition
Previous Editions, 1964 and 1966

published by the
National Commission on Teacher Education and Professional Standards
National Education Association of the United States
1201 - 16th Street, N.W., Washington, D. C. 20036

Copyright © 1970 by the National Education Association
of the United States. All rights reserved.

Single copy, 35 cents (Stock No. 521-15802). Discounts:
2-9 copies, 10%; 10 or more, 20%. All orders must be
prepaid except for those on official purchase order forms.
Shipping and handling charges will be added to billed
orders. Order from Publications-Sales Section, National
Education Association, 1201 - 16th Street, N.W.,
Washington, D.C. 20036.

Permission to reproduce this copyrighted work has been granted to the Educational Resources Information Center (ERIC) and to the organization operating under contract with the Office of Education to reproduce documents included in the ERIC system by means of microfiche only, but this right is not conferred to any users of the microfiche received from the ERIC Document Reproduction Service. Further reproduction of any part requires permission of the copyright owner.

Introduction

Are teachers poorly educated?

Do teachers colleges dominate teacher education?

Has the teaching profession remained static while other professions have improved?

Are teachers associations concerned only with welfare?

The purpose of *Milestones* is to present information on these and other questions about elementary and secondary school teachers in the United States. This booklet will be of interest to all who are concerned

about quality education. It deals with data about the quality of teachers and of teacher education. It deals with those who are employed in the schools of the fifty states and with prospective teachers. These data should serve to make obsolete an out-moded stereotype of the American teacher.

These data help one gain perspective by showing changes in the conditions of teachers, teacher education, and practice

over a span of years. They also have some limitations in that they tell about things which are mainly quantitative.

Milestones presents a picture of the record to date. In addition to the NEA National Commission on Teacher Education and Professional Standards (NCTEPS) and its state and local affiliates, many other groups and individuals have made notable contributions toward these achievements.

The NCTEPS will continue to provide aggressive, constructive leadership in advancing standards in the teaching profession. It offers an invitation and a challenge to other groups to join this important effort.

Year	PUBLIC SCHOOL ENROLLMENT					Average Annual Salary of Teachers	HIGHER EDUCATION			States ^a Enforcing Degree Requirement for Teachers	
	Population	Total	Elementary School	High School	Public School Teachers		Normal Schools and Teachers Colleges	Total Teacher Education Institutions	Total Higher Education Institutions	Elem.	Sec.
1860	31,513,000
1870	39,905,000	6,871,000	6,791,000	80,000	200,000	\$ 189	69	78	563
1880	50,155,000	9,867,000	9,757,000	110,000	286,000	195	811
1890	62,947,000	12,722,000	12,519,000	203,000	364,000	252	210	234	998
1900	75,994,000	15,503,000	14,984,000	319,000	423,000	325	977	..	2
1910	91,972,000	17,813,000	16,898,000	915,000	523,000	485	269	379	951	..	3
1920	105,710,000	21,578,000	19,378,000	2,200,000	679,000	571	1,041	..	10
1930	122,775,000	25,678,000	21,279,000	4,399,000	854,000	1,420	336	839	1,409	2	23
1940	131,669,000	25,433,000	18,832,000	6,601,000	875,000	1,441	1,699	11	40
1950	150,697,000	25,111,000	19,387,000	5,724,000	913,000	3,010	143	1,005	1,858	21	42
1960	180,000,000	36,088,000	24,589,000	11,499,000	1,355,000	4,995 ^b	55 ^c	1,150 ^c	2,028	39	51
1966	195,000,000	43,577,000	27,672,000	15,905,000	1,697,000	6,485 ^b	35 ^d	1,173 ^d	2,207	46	52
1970	202,103,000	45,484,000	27,896,000	17,588,000	1,998,000	8,552 ^b	16	1,246	2,537 ^e	47	52

^a Fifty states, the District of Columbia, and Puerto Rico.

^b For classroom teachers. For total instructional staff (including principals, supervisors, etc.), averages are \$5,174, \$6,935, and \$9,899.

^c 1961 figure. ^d 1934 figure. ^e 1969 figure.

SOURCES: U. S. Department of Commerce, Bureau of the Census. *Historical Statistics of the United States: Colonial Times to 1957*. Washington, D. C.: Superintendent of Documents, Government Printing Office, 1960.

_____. *Statistical Abstract of the United States, 1964*. Washington, J. C.: Superintendent of Documents, Government Printing Office, 1964.

_____. "Population Estimates and Projections." *Current Population Reports*. Series P-25, No. 431. Washington, D. C.: the Bureau, September 19, 1969.

_____. National Education Association, Research Division. *Estimates of School Statistics, 1969-70*. Research Report 1969-R15. Washington, D. C.: the Association, 1969.

_____. "Population Trends Signal School Needs." *NEA Research Bulletin* 48: 24-28; March 1968.

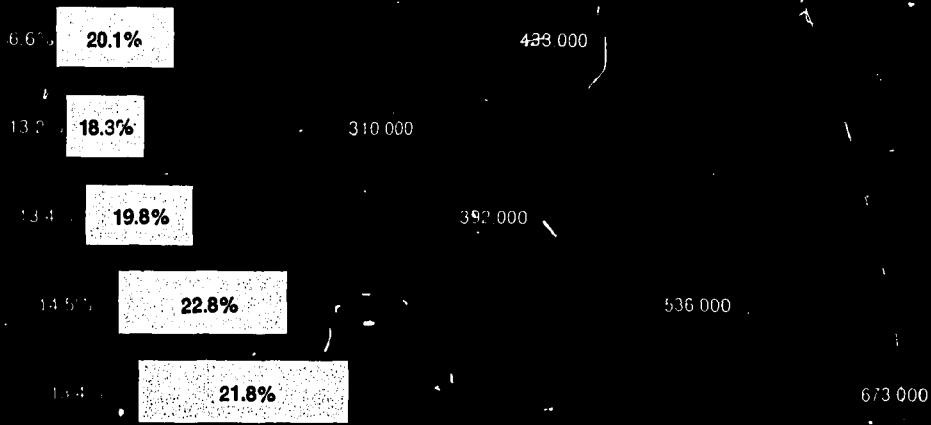
Armstrong, W. Earl, and Stinnett, T. M. *A Manual on Certification Requirements for School Personnel in the United States*. 1961 and 1964 Editions. Washington, D. C.: National Commission on Teacher Education and Professional Standards, National Education Association, 1961 and 1964.

Stinnett, T. M. *A Manual on Certification Requirements for School Personnel in the United States*. 1967 and 1970 Editions. Washington, D. C.: National Commission on Teacher Education and Professional Standards, National Education Association, 1967 and 1970.

U. S. Department of Health, Education, and Welfare, Office of Education. *Education Directory: Part 3. "Higher Education," 1940, 1960-61, 1965-66, and 1968-69*. Editions. Washington, D. C.: Superintendent of Documents, Government Printing Office, 1940, 1961, 1966, and 1969.

Sliles, Lindley J., and others. *Teacher Education in the United States*. New York: Ronald Press, 1960.


COLLEGE GRADUATES PREPARED TO TEACH



Teacher education is big business too. Over 35 percent of recent bachelor's degree graduates of American colleges and universities are prepared to teach.

8

The number of teachers with college degrees has increased dramatically over the past twenty years. Today, about 10 percent of the population 25 years old and older have college degrees, while more than 95 percent of the teachers in American classrooms do.

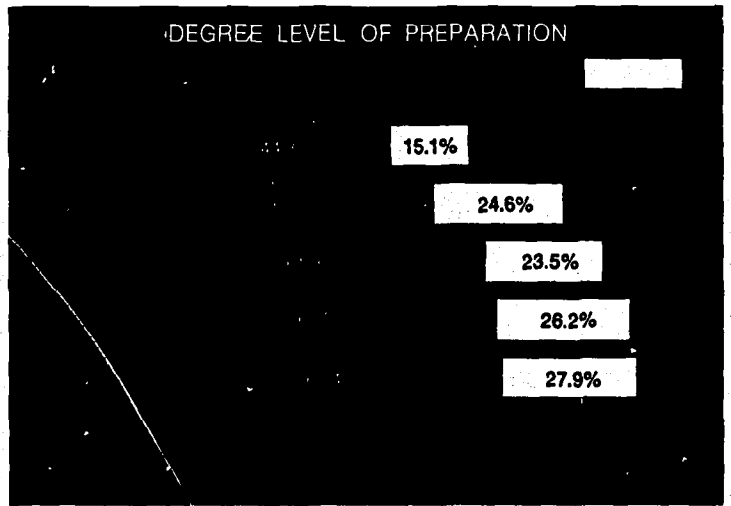


LEVEL
OF
PREPARATION
OF
PUBLIC
SCHOOL
TEACHERS

LEVEL OF PREPARATION



DEGREE LEVEL OF PREPARATION



———— Bachelor's Degree or Higher

..... Less Than Bachelor's Degree

SOURCE: *Ibid.*, p. 60.

**AVERAGE MINIMUM
GENERAL AND PROFESSIONAL
EDUCATION REQUIREMENTS
FOR TEACHER CERTIFICATION,
IN SEMESTER HOURS**

Year	Elementary Teachers		Secondary Teachers	
	General Education ^a	Professional Education	General Education ^a	Professional Education
1951	46.0	22.5	37.0	19
1953	43.0	24.0	34.5	19
1955	45.0	24.0	39.0	19
1957	47.5	23.0	42.0	19
1959	48.5	23.5	46.5	19
1961	52.0	23.5	51.0	19
1964	51.0	23.5	50.5	19
1967	52.6	23.2	50.5	18.5
1970	51.0	23.0	46.0	18.5

^a Not all states are included in these averages. However, the averages are representative of the minimum general education actually completed by most students in most states.

SOURCE: Armstrong and Stinnett, *op. cit.*, 1951-1964 Editions; and Stinnett, *op. cit.*, 1967 and 1970 Editions, tables on specific minimum requirements for elementary and secondary school teaching certificates based on degrees.

TEACHER EDUCATION INSTITUTIONS

State	Number of Institutions		State	Number of Institutions	
	Accredited by NCATE ^a	Total ^b		Accredited by NCATE ^a	Total ^b
Alabama	8	25	Montana	5	8
Alaska	0	1	Nebraska	13	22
Arizona	3	4	Nevada	1	2
Arkansas	10	20	New Hampshire	3	9
California	17	55	New Jersey	7	21
Colorado	7	13	New Mexico	4	10
Connecticut	7	16	New York	23	96
Delaware	0	2	North Carolina	13	41
District of Columbia	3	8	North Dakota	6	8
Florida	5	17	Ohio	19	53
Georgia	7	30	Oklahoma	14	18
Hawaii	0	3	Oregon	9	15
Idaho	3	9	Pennsylvania	25	80
Illinois	23	61	Puerto Rico	1	5
Indiana	18	34	Rhode Island	1	10
Iowa	13	29	South Carolina	1	24
Kansas	13	24	South Dakota	8	14
Kentucky	8	22	Tennessee	12	33
Louisiana	7	20	Texas	21	53
Maine	3	16	Utah	5	6
Maryland	6	24	Vermont	1	13
Massachusetts	16	56	Virginia	6	34
Michigan	11	26	Washington	12	15
Minnesota	20	23	West Virginia	10	17
Mississippi	6	16	Wisconsin	21	45
Missouri	14	39	Wyoming	1	1
TOTAL				470	1,246

^a SOURCE: National Council for Accreditation of Teacher Education. *Sixteenth Annual List, 1969-1970*, Washington, D. C.: the Council, 1969. (Effective September 1, 1969-August 31, 1970.)

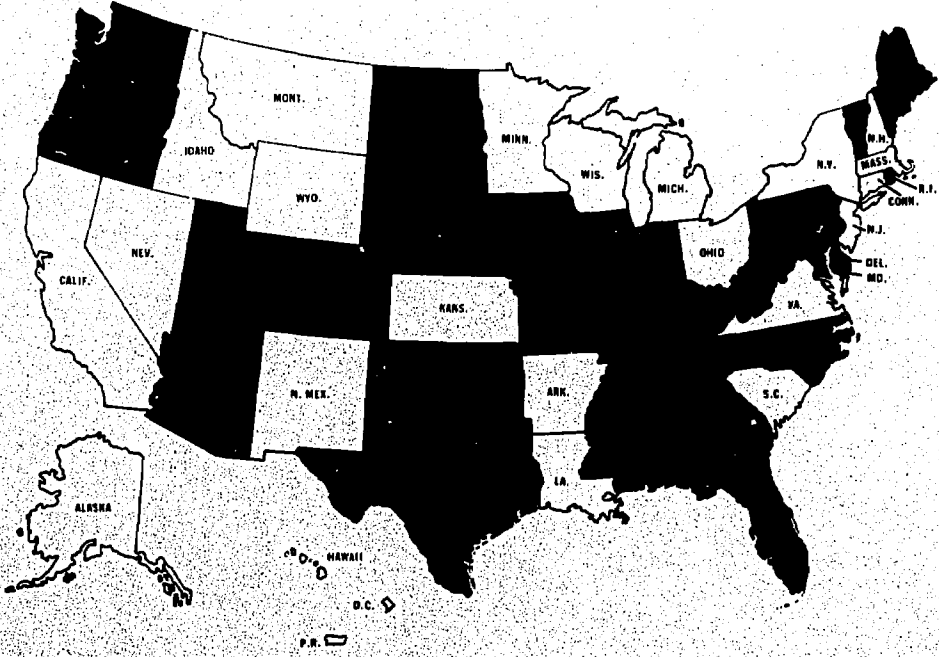
^b SOURCE: Stinnett, *op. cit.*, 1970 Edition.

12 There is great mobility of teachers. Basic agreements among states about preparation and certification are essential. One method of simplifying such agreements is the establishment of reciprocity based on graduation (a bachelor's degree, including appropriate study in professional education and supervised student teaching)

from a nationally accredited institution. At present, twenty-eight states grant regular certificates for teaching, under practically all circumstances, to persons who have completed teacher education programs accredited by the NCATE.

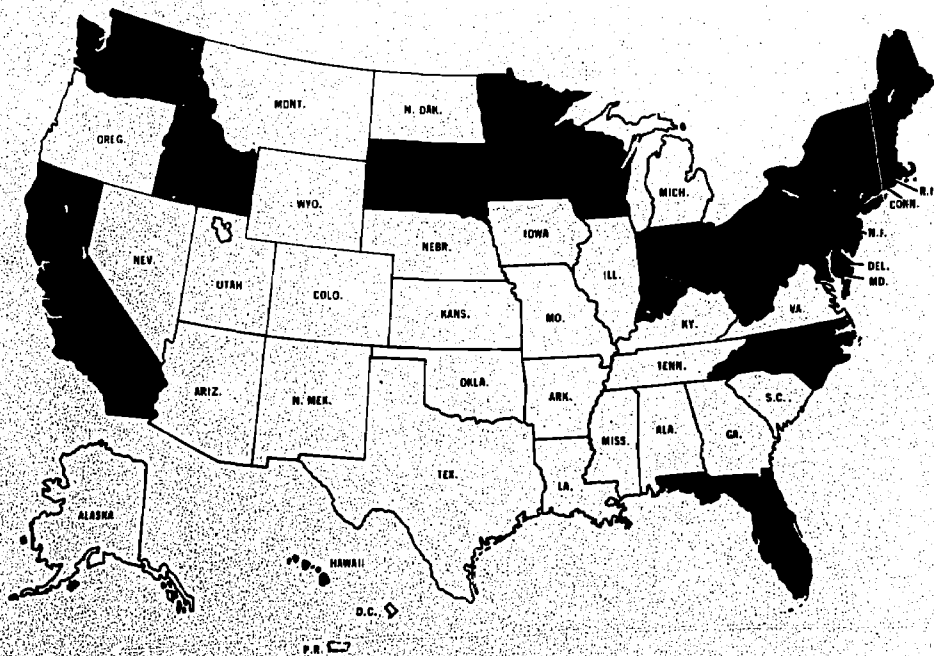
STATES WHICH HAVE NCATE RECIPROCITY

- States which have an official policy of certifying out-of-state graduates on the basis of graduation from an NCATE-approved institution.
- States which have not yet adopted an official policy of certifying out-of-state graduates on the basis of graduation from an NCATE-approved institution. (This, of course, does not mean such states will not certify NCATE graduates.)



* Oklahoma grants certificates to NCATE graduates from the other twenty-seven states.

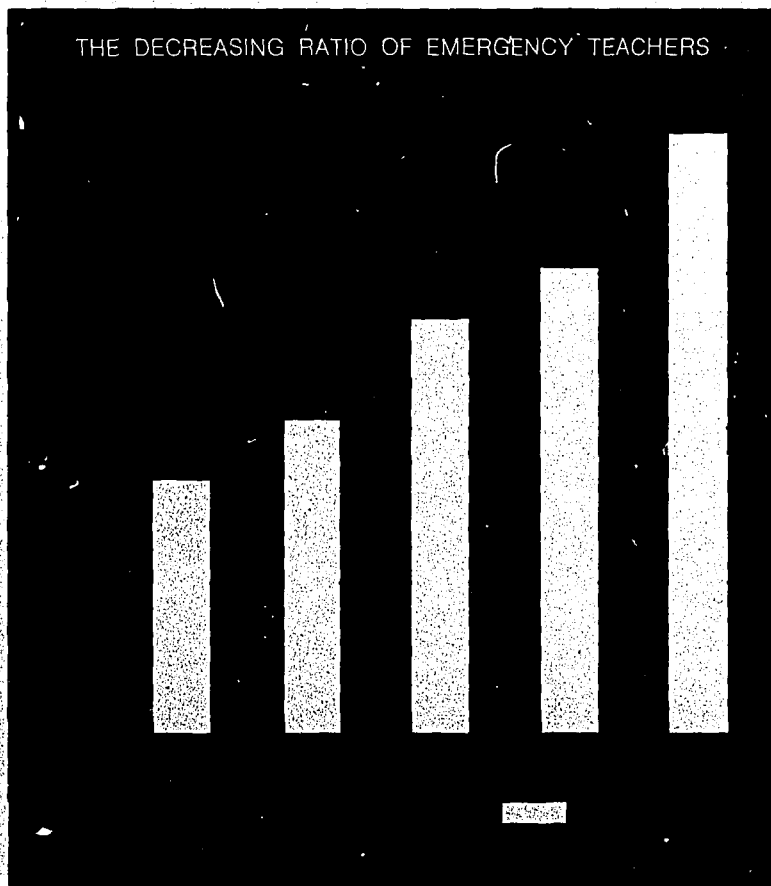
STATES WHICH HAVE PASSED INTERSTATE CERTIFICATION LEGISLATION (as of December 1969)



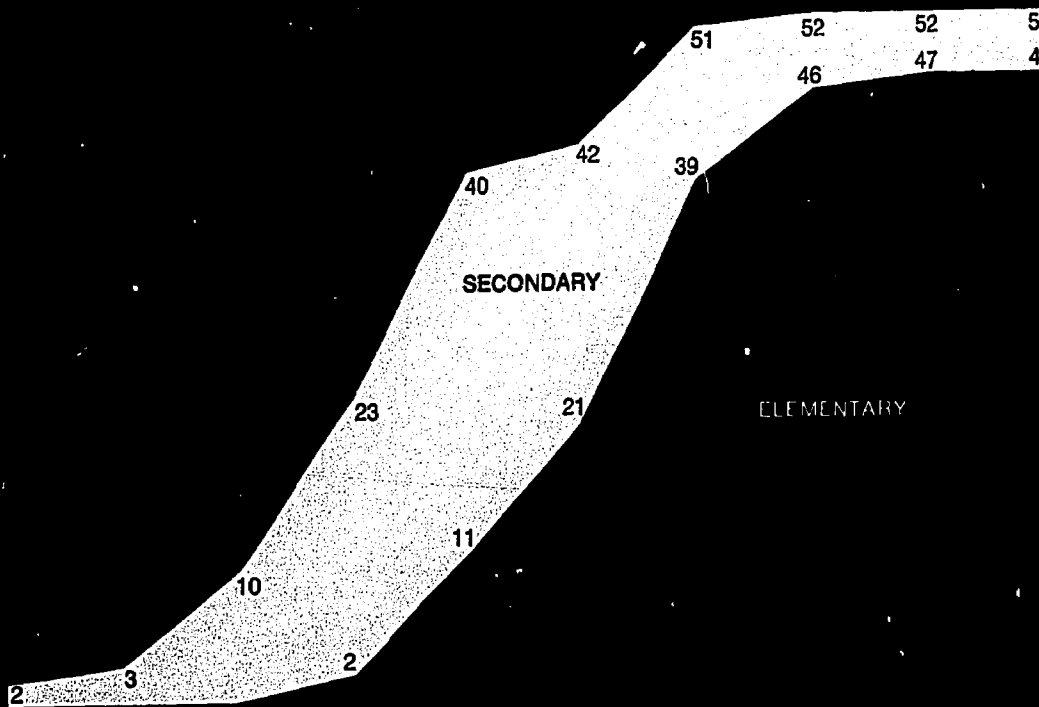
SOURCE: Stinnett, *op. cit.*, 1970 Edition.

Although the number of teachers more than doubled in the years between 1946 and 1968, the percent teaching on emergency certificates* was cut almost two-thirds. However, some recent studies of large urban school systems indicate that the percent of substandard teachers in inner-city schools is much higher than the current national average of 5.6.

*Presently, most of those who are considered to be emergency teachers would have been considered fully qualified a few years ago.



NUMBER OF STATES ENFORCING THE DEGREE REQUIREMENT FOR LOWEST REGULAR TEACHING CERTIFICATES

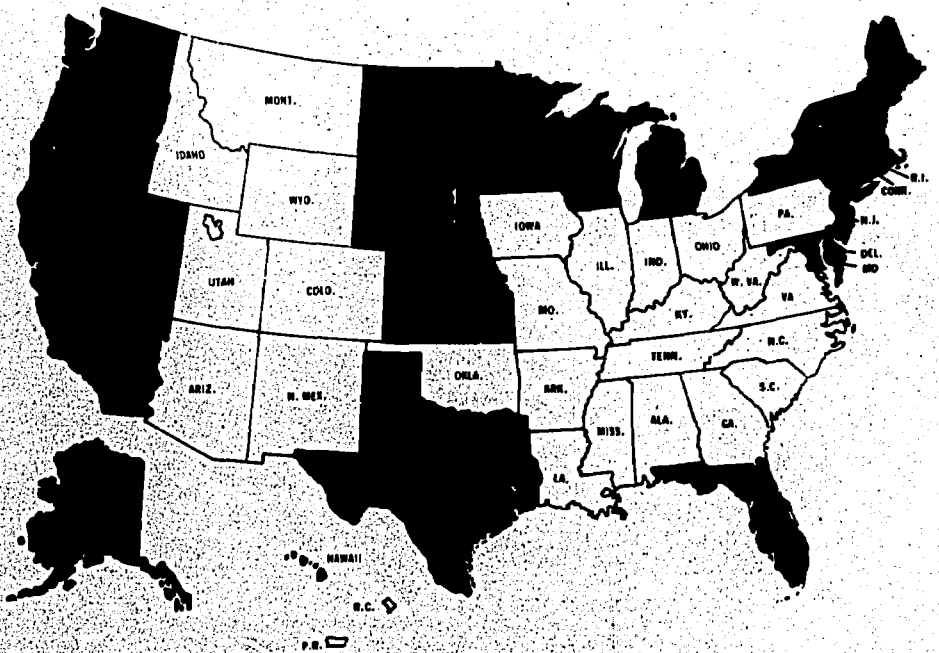


a Includes the District of Columbia and Puerto Rico; also three states which require five years.

b Includes the District of Columbia.

SOURCES: Armstrong and Stinnett, *op. cit.*, 1964 Edition; and Stinnett, *op. cit.*, 1967 and 1970 Editions.

STATES
WHICH
HAVE
ENACTED
NEGOTIATION
STATUTES



SOURCE: NEA Research Division.

**AVERAGE ACADEMIC-YEAR SALARIES
OF PUBLIC SCHOOL CLASSROOM
TEACHERS AND TOTAL
INSTRUCTIONAL STAFF AND OF
OTHER PROFESSIONAL GROUPS**

Professional Group	1960-61	1962-63	1964-65	1966-67	1968-69	1969-70
Attorneys	\$11,870	\$13,002	\$14,114	\$15,084		
Scientists in Research and Development (Nonsupervisory)		10,380	11,418	12,540		
Engineers	9,446	10,416	11,380	12,370		
Chemists	8,732	10,008	10,816	11,968		
Accountants and Auditors	7,650	8,184	8,753	9,454		
Total Public School Instructional Staff	5,449	5,921	6,465	7,129	\$ 8,272	\$ 8,890
Public School Classroom Teachers	5,275	5,732	6,195	7,129	7,952	8,552

SOURCES: Salaries of other professional groups calculated from calendar-year salaries in: National Education Association, Research Division, *Economic Status of the Teaching Profession, 1968-69*, Research Report 1969-R5, Washington, D. C.: the Association, 1969, Table 21A, p. 29.

Salaries of classroom teachers and instructional staff are from: National Education Association, Research Division, *Estimates of School Statistics, 1969-70*, op. cit., pp. 14-16.

MEN AND WOMEN TEACHERS

Year	Total Teachers	Women Teachers		Men Teachers		Percent Men Teachers Are of Total Teachers
		Elementary	Secondary	Elementary	Secondary	
1919-20	679,302	513,222	69,572	63,024	32,386	14.1
1929-30	854,263	573,718	138,774	67,239	74,532	16.6
1939-40	875,477	508,060	173,440	67,140	126,837	22.2
1949-50	913,671	536,653	182,050	52,925	142,045	21.3
1951-52	962,864	542,177	185,745	77,627	157,315	24.4
1953-54	1,032,138	577,269	201,351	80,251	173,267	24.6
1955-56	1,133,093	630,750	208,173	92,140	202,030	26.0
1957-58	1,237,849	678,478	227,708	99,846	231,817	26.8
1959-60	1,354,958	716,156	246,132	117,616	275,054	29.0
1961-62	1,457,964	750,130	271,259	127,177	309,398	29.9
1963-64	1,567,974	775,136	304,871	131,470	356,497	31.1
1965-66	1,696,562	823,049	338,219	139,354	395,940	31.6
1967-68	1,837,926	881,267	373,322	150,168	433,169	31.7
1968-69	1,943,294	916,399	403,423	162,948	460,524	32.1
1969-70	1,997,870	936,034	414,483	170,432	476,921	32.4

SOURCES: 1919-20 through 1955-56, U. S. Office of Education; 1957-58 through 1969-70: National Education Association, Research Division, *Estimates of School Statistics, 1969-69*; Research Report 1968-R16, Washing-

ton, D. C.; the Association, 1968, pp. 13-14; and National Education Association, Research Division, *Estimates of School Statistics, 1969-70*, *op. cit.*, p. 30.

28 The NEA and state education associations have supported the advancement of standards by requiring appropriate preparation for membership. Membership requirements usually include a bachelor's degree with preparation in professional education. Most teachers belong to a professional education association.

MEMBERSHIP OF STATE AND NATIONAL EDUCATION ASSOCIATIONS

Year	Estimated Number of Instructional Staff	NEA Members ^a	State Association Members
1959-60	1,464,031	713,994	1,317,696
1964-65	1,796,574	943,581	1,599,782
1968-69	2,158,713	1,014,414	1,749,384

^a Student membership not included.

SOURCES: National Education Association, *NEA Handbooks*, Washington, D. C.: the Association, 1960, 1965, and 1969; and National Education Asso-

ciation, Research Division, *Estimates of School Statistics*, 1969-70, *op. cit.*, p. 12.

Bibliography

American Association of Colleges for Teacher Education, Evaluative Criteria Study Committee. *Recommended Standards for Teacher Education: The Accreditation of Basic and Advanced Preparation Programs for Professional School Personnel*. Washington, D.C.: the Association, November 1969. 22 pp.

Blewett, Evelyn J., editor. *Elementary Teacher Training Models*. Washington, D.C.: Bureau of Research, Office of Education, U.S. Department of Health, Education, and Welfare, September 1969. 66 pp.

Burdin, Joel L., and Lanzillotti, Kalliopee, editors. *A Reader's Guide to the Comprehensive Models for Preparing Elementary Teachers*. Washington, D.C.: ERIC Clearinghouse on Teacher Education and American Association of Colleges for Teacher Education, December 1969. 342 pp.

Edelfelt, Roy A. "Redesigning the Education Profession." Washington, D.C.: National Commission on Teacher Education and Professional Standards, National Education Association, 1969. 17 pp. (Multilithed)

Edelfelt, Roy A., editor. *The Role of the State Educational Agency in the Development of Innovative Programs in Student Teaching*. Baltimore: Maryland State Department of Education, 1969.

Edelfelt, Roy A., and Allen, Wendell C., editors. *The Seattle Conference: The Role of the State Department of Education in Teacher Education*. Olympia, Wash.: State Superintendent of Public Instruction, 1967. 83 pp.

Haberman, Martin, and Persky, Blanche, editors. *Preliminary Report of the Ad Hoc Joint Committee on the Preparation of Nursery and Kindergarten Teachers*. Washington, D.C.: National Commission on Teacher Education and Professional Standards, National Education Association, 1969. 23 pp.

Joint Committee on State Responsibility for Student Teaching. *A New Order in Student Teaching*. Washington, D.C.: National Commission on Teacher Education and Professional Standards, National Education Association, 1967. 38 pp.

Kenney, Helen J.; Bartholomew, Polly; and Kvaraceus, William C. *Teacher Education: The Young Teacher's View. Project Report/Two*. Washington, D.C.: NDEA National Institute for Advanced Study in Teaching Disadvantaged Youth, American Association of Colleges for Teacher Education, July 1968.

NDEA National Institute for Advanced Study in Teaching Disadvantaged Youth. *The Atlanta Area Workshop on Preparing Teachers To Work with Disadvantaged Youth. Report/Two*. Washington, D.C.: the Institute, American Association of Colleges for Teacher Education, June 1968. 24 pp.

National Education Association, National Commission on Teacher Education and Professional Standards. *A Position Paper*. Washington, D.C.: the Commission, 1963. 33 pp.

———. *Negotiating for Professionalization. Report of the Twentieth National TEPS Conference*. Washington, D.C.: the Commission, 1970. 80 pp.

———. *The Teacher and His Staff: Differentiating Teaching Roles. Report of the 1968 Regional TEPS Conferences*. Washington, D.C.: the Commission, 1969. 120 pp.

Pearson, James, and Fuller, Edgar. *Education in the States*. Washington, D.C.: Council of Chief State School Officers, 1969. Vol. I, "Historical Development and Outlook," 1475 pp.; Vol. II, "National Development Since 1900," 763 pp.

Perkins, Mary Ellen, chairman; Accrediting Standards Revision Committee. *Standards for State Approval of Teacher Education*. Circular No. 351 Revised. Washington, D.C.: Office of Education, U.S. Department of Health, Education, and Welfare, 1967. 43 pp.

Rivlin, Harry N., and Robinson, Valda. *The Preparation of Urban Teachers: A Syllabus. Working Paper/One*. Washington, D.C.: NDEA National Institute for Advanced Study in Teaching Disadvantaged Youth, American Association of Colleges for Teacher Education, 1968. 217 pp.

Smith, B. Othanel; Cohen, Saul B.; and Pearl, Arthur, editors. *Teachers for the Real World*. Washington, D.C.: American Association of Colleges for Teacher Education, 1968. 185 pp.

Smith, E. Brooks, and others, editors. *Partnership in Teacher Education*. Washington, D.C.: Association for Student Teaching and American Association of Colleges for Teacher Education, 1968. 296 pp.

Stinnett, T. M. *A Manual on Certification Requirements for School Personnel in the United States*. 1970 Edition. Washington, D.C.: National Commission on Teacher Education and Professional Standards, National Education Association, 1970. 221 pp.

Stinnett, T. M., editor. *The Teacher Dropout*. Bloomington, Ind.: Phi Delta Kappa, 1970. 172 pp.

Taylor, Harold. *The World and the American Teacher*. Washington, D.C.: American Association of Colleges for Teacher Education, 1968.

———. *The World as Teacher*. New York: Doubleday and Co., 1969. 322 pp.

U.S. Department of Health, Education, and Welfare, Office of Education, Bureau of Educational Personnel Development. *The Education Professions 1968*. Washington, D.C.: Superintendent of Documents, Government Printing Office, 1969. 377 pp.

32 NATIONAL COMMISSION ON
TEACHER EDUCATION AND PROFESSIONAL STANDARDS

1970-71

Lois Williams, *Chairman*; In-service
Consultant, Montebello, California, Unified School
District

Marjorie Frazier, Elementary School Teacher,
Wayne, Michigan

Margaret Grothey, Secondary School Teacher,
Laconia, New Hampshire

Joan Jacobson, Secondary School Teacher,
Shorewood, Wisconsin

Elizabeth McGonigle, Elementary School Teacher,
Cape May, New Jersey

W. C. Melerhenry, Chairman, Department of Adult
and Continuing Education, Teachers College,
University of Nebraska

Marguerite Pasquale, Secondary School Teacher,
Tucson, Arizona

Donald C. Roush, Academic Vice-President,
New Mexico State University

Donald M. Sharpe, Director of Student Teaching,
Indiana State University, Terre Haute

Consultants

Rolf W. Larson, Director, National Council for
Accreditation of Teacher Education

Edward C. Pomeroy, Executive Secretary, American
Association of Colleges for Teacher Education

Robert Poppendieck, Director of Field Services,
Bureau of Educational Personnel Development,
U.S. Office of Education

Otto G. Ruff, President, National Association of
State Directors of Teacher Education and
Certification

George C. Gumeson, Chairman, Organization of
State TEPS Chairmen and Consultants

Mel Hilgenberg, President, Student National
Education Association

Staff

Roy A. Edelfelt, Executive Secretary

D. D. Darland, Associate Executive Secretary

Bernard H. McKenna, Associate Secretary

Margaret Knispel, Associate Secretary

Former Members

Wendell C. Allen, Washington

H. B. Allman, Indiana

Lucille Armstrong, West Virginia

L. Frazier Banks, Alabama

John L. Bracken (deceased), Missouri

Robert N. Bush, California

Clara E. Cockerille, Pennsylvania

Donald P. Cottrell, Ohio

George W. Denmark, Kentucky

Lionel DeSilva, California

Finis E. Engleman, Connecticut

Baulah Fontaine, Kentucky

Frank L. Hildreth, Iowa

Warren G. Hill, Connecticut

Sue Jarvis, Missouri

Paul Kelley, Tennessee

Francis Keppet, Massachusetts

Clarice Kline, Wisconsin

Margaret Knispel, Oregon

Mary R. LeMay, Illinois

Marva Banks Lindsay, Utah

Margaret Lindsey, New York

Dorothy McCuskey, Michigan

Jean Armour Mackay (deceased), Michigan

J. W. Maucker, Iowa

Dorothy V. Meyer, Massachusetts

Marguerite Morse, Florida

Jean R. Moser, Maryland

Howard Lee Nostrand, Washington

Betty Lou Pagel, Wyoming

Wesley E. Paik (deceased), Minnesota

Samuel I. Proctor, Washington, D. C.

Borden R. Purcell, Indiana

Milson Raver, Maryland

Harry N. Rivlin, New York

Glaydon D. Robbins, Minnesota

E. B. Robert, Louisiana

Paul V. Sangren (deceased), Michigan

Martha Shull, Oregon

T. M. Stinnett, Arkansas

Ruth A. Stout, Kansas

M. Margaret Stroh, Oregon

Sylvia Todd, Ohio

H. Grant Vest, Colorado

Waurine Walker, Texas

Phillip Wardner, New York

Bobbie Wilborn, Texas

C. O. Williams, Pennsylvania

Barbara Wolf, New Jersey

William D. Woodham, Jr., Florida

J. B. Wooley, Louisiana



National Commission on Teacher Education and Professional Standards
National Education Association