

DOCUMENT RESUME

ED 044 597

AC 008 741

TITLE Resource Kit Tips for Teaching Textiles and Clothing.
INSTITUTION New York State Education Dept., Albany. Bureau of Continuing Education Curriculum Services.
PUB DATE 69
NOTE 25p.
AVAILABLE FROM Bureau of Continuing Education Curriculum Development, State Education Dept., Albany, N.Y. 12224 (one kit is available to each New York State school)
EDRS PRICE MF-\$0.25 HC-\$1.35
DESCRIPTORS Adult Education, *Clothing Instruction, Evaluation, *Instructional Aids, *Instructional Materials, *Resource Materials, *Textiles Instruction, Transparencies

ABSTRACT

This kit has been designed to acquaint the instructor of adult textiles and clothing programs with some of the teaching aids that might be used to improve the learning process. The main parts of the publication include: Preparing and Using Transparencies; Developing a Learning Experience Using a Transparency; A Master Transparency with Overlays; Resource List; Source List; and Form for Evaluating Teaching Aids. This kit should be used with the Clothing Services Training Guide, Resource Courses for Planning Local Adult Homemaking Programs, and/or the Tips for Teaching Textiles and Clothing (see AC 008 717). (PB)

ED0 44597

Home Economics Continuing Education

RESOURCE KIT

MATERIALS

Tips for Teaching

TEXTILES & CLOTHING

HE

U.S. DEPARTMENT OF HEALTH
& WELFARE
OFFICE OF EDUCATION
THIS DOCUMENT HAS BEEN
EXACTLY AS RECEIVED FROM
ORGANIZATION ORIGINATING
VIEW OR OPINIONS STATED
SHALL NOT BE USED TO
SARILY REPRESENT OFFICIAL
CATION POSITION OR POLICY

THE UNIVERSITY OF THE STATE OF NEW YORK/THE STATE EDUCATION DEPARTMENT
BUREAU OF CONTINUING EDUCATION CURRICULUM DEVELOPMENT/ALBANY, NEW YORK 12224

1969

THE UNIVERSITY OF THE STATE OF NEW YORK

Regents of the University (with years when terms expire)

1984 Joseph W. McGovern, A.B., LL.B., L.H.D., LL.D., D.C.L.,
Chancellor - - - - - New York
1970 Everett J. Penny, B.C.S., D.C.S., Vice Chancellor - - - - White Plains
1978 Alexander J. Allan, Jr., LL.D., Litt.D. - - - - - Troy
1973 Charles W. Millard, Jr., A.B., LL.D., L.H.D. - - - - - Buffalo
1972 Carl H. Pforzheimer, Jr., A.B., M.B.A., D.C.S. - - - - - Purchase
1975 Edward M. M. Warburg, B.S., L.H.D. - - - - - New York
1977 Joseph T. King, LL.B. - - - - - Queens
1974 Joseph C. Indelicato, M.D. - - - - - Brooklyn
1976 Mrs. Helen B. Power, A.B., Litt.D., L.H.D. - - - - - Rochester
1979 Francis W. McGinley, B.S., LL.B., LL.D. - - - - - Glens Falls
1980 Max J. Rubin, LL.B., L.H.D. - - - - - New York
1971 Kenneth B. Clark, A.B., M.S., Ph.D., Litt.D. - - - - - Hastings
on Hudson
1982 Stephen K. Bailey, A.B., B.A., M.A., Ph.D., LL.D. - - - - Syracuse
1983 Harold E. Newcomb, B.A. - - - - - Owego
1981 Theodore M. Black, A.B. - - - - - Sands Point

President of the University and Commissioner of Education (Acting)
Ewald B. Nyquist

Associate Commissioner for Elementary, Secondary and Continuing Education
Walter Crewson

Assistant Commissioner for Instructional Services (General Education)
Bernard F. Haake

Director, Curriculum Development Center
William E. Young

Chief, Bureau of Continuing Education Curriculum Development
Herbert Bothamley

Assistant Commissioner for Occupational Education
Robert S. Seckendorf

Director, Division of Occupational Education
John E. Whitcraft

Chief, Bureau of Home Economics Education
Laura M. Ehman

Foreword

In recent years there has been an increase in the amount of instructional materials available for educational purposes. By utilizing these aids the instructor is able to add interest and depth to the learning process. This publication has been developed to assist instructors in securing instructional materials that will help them to do a more effective and satisfying job of teaching.

Appreciation is expressed to the following committee members who suggested the basic plan for the kit: Madeline Blum, Specialist, Cooperative Extension, Cornell University, Ithaca; Corinne Carlson, Home Economics Teacher, Maple Hill High School, Castleton; Selma Karem, Merchandise Manager, Fabric Division, The Boston Store, Utica; Mildred Ryan, Educational Director, McCall's Patterns, New York. The Bureau is grateful to the following who developed the kit: Ann Hacker, Home Economics Teacher, Washington Irving High School, New York; Evelyn Kosowsky, Home Economics Department Chairman, Norwich High School; and Jean Millard, Home Economics Teacher, Linton High School, Schenectady.

Assistance relating to content was provided by Janet E. Popp, Associate in the Bureau of Home Economics. Nelson S. Maurer, Associate in the Bureau of Continuing Education Curriculum Development coordinated and supervised the preparation of the manuscript for publication.

HERBERT BOTHAMLEY, *Chief*
Bureau of Continuing Education
Curriculum Development

WILLIAM E. YOUNG, *Director*
Curriculum Development Center

Message to the Instructor

This kit has been designed to acquaint the instructor of adult textiles and clothing programs with some of the teaching aids that might be used to improve the learning process. The resource list and the accompanying samples are not to be considered exhaustive nor interpreted as an official endorsement by the Department.

The main parts of the publication include:

- Preparing and Using Transparencies
- Developing a Learning Experience Using a Transparency
- A Master Transparency with Overlays
- Resource List
- Source List
- Form for Evaluating Teaching Aids

To be used effectively instructional materials need to be previewed and selected carefully, related closely to the lesson, and used or presented appropriately. It is important to keep informed of new materials that are constantly being made available to schools. Current releases of instructional materials are usually listed in issues of such publications as *Forecast for Home Economics*, *Journal of Home Economics*, and *What's New in Home Economics*. Use the latest editions of *Educators Guide to Free Curriculum Materials*, and *Free and Inexpensive Learning Materials* as sources for recent teaching aids. Also the *Educational Media Index #8* is useful for locating additional instructional materials.

The kit should be used with the *Clothing Services Training Guide*, *Resource Courses for Planning Local Adult Homemaking Programs* and/or the *Tips for Teaching Textiles and Clothing*. The Bureau of Home Economics Education also has available, for inservice training sessions, a master kit with a more complete assortment of teaching materials for use in the field of textiles and clothing. Contact your adult education director to see if an inservice training session is or might be planned for your area.

Instructors are urged to communicate to this Bureau their comments regarding the usefulness of the publication and to suggest additional materials that might be included in a subsequent revision.

LAURA M. EHMAN, *Chief*
Bureau of Home
Economics Education

JOHN E. WHITCRAFT, *Director*
Division of Occupational Education

Preparing and Using Transparencies

Materials for use on the overhead projector may be prepared by hand, the heat-transfer process, and the color-lift process. Each method is described briefly for those who might like to make original transparencies. Also included are procedures for the use of the overhead projector.

Handmade Process

Produces a simple and inexpensive transparency

Materials Needed

Plastic sheet or roll - clear or frosted
Markers - grease pencil or pen
Ink - transparent or india

Suggested Procedures

- Select only content that is appropriate for an overhead transparency.
- Keep content of transparency simple.
- Organize the content of the transparency carefully.
- Use multiple overlays (one transparency over another) for the development of a concept or to show steps.
- Keep master and overlays in registry with crosshair registration marks in opposite corners.
- Use color to make the transparency attractive but only enough color for emphasis. Color-toned sheets or colored ink may be used to identify parts of a drawing or picture.
- Plan transparency for horizontal projection.
- Mark directly on the plastic sheet. This may be done in front of the class as you are giving the lesson or may be prepared ahead of time.
- Use letters and symbols that are at least $\frac{1}{2}$ inch high. Use a lettering guide or dry-transfer letters and symbols to produce attractive titles or labels.
- Leave a $\frac{3}{4}$ -inch clear margin on all sides of the transparency.

- Use a pointer to identify a specific part and then remove it quickly or lay pointer on transparency for a hand-held pointer cannot be kept steady, and therefore, becomes distracting.
- Use a sliding or hinged mask to control the rate of disclosure when more than one step is included on a transparency.
- Remove materials placed on a handmade transparency with a sponge or cloth moistened with water or a special cleaning fluid. Then the transparency is ready to be used again.

Heat-Transfer Process

Produces very quickly a finished transparency from almost any original that is flexible and no thicker than a sheet of paper.

Materials Needed

Plastic sheets
Item to be copied
Copying machine

Suggested Procedures

- Material to be copied can be opaque or translucent but should have a carbon-type ink base (*black*).
- Follow the directions for the specific copying machine and use the recommended type of plastic sheets.

Color-Lift Process - Drymount Press

Produces a transparency by transferring the ink of a printed picture to a sheet of transparent film. Only material printed on a clay-based paper may be used.


Materials Needed

Special film
Detergent
Flat tray
Drymount press
Pressure boards
Item to be transferred

Suggested Procedures

- Select and test the picture to be lifted. Wet the fingertip and rub over an unprinted portion of the page and clay-based papers will leave a white residue on fingertip.
- Dry the picture for 5 seconds in a drymount press set at 270° F.

- Put the picture on the coated side of the special film and place between pressure boards. Heat resulting sandwich for 2 - 3 minutes in a drymount press set for 270° F.
- Place picture and film in lukewarm water containing a liquid detergent. Soak for 2 minutes or until the paper pulls easily from the acetate.
- Wash clay coating from picture and dry film carefully.
- Spray ink surface with a clear lacquer spray. Allow spray to dry then mount transparency.



PREPARING AND USING TRANSPARENCIES

Developing a Learning Experience Using a Transparency

Materials Needed

Transparency and overlays made from masters found on pages 5-9
Bodice front pattern
Pencil and rule

Motivation

Show the transparency, made from the master found on the next page, which illustrates restoration of a dart, the problem area, and sets the stage for the lesson.

Presentation

- Point out on the transparency and overlays the various parts of the sketch.
- Use a full-size bodice front tissue similar to the transparency to show how the dart has been relocated.
- Show the finishing step by folding the dart in a downward position and explain how line A and B was determined.

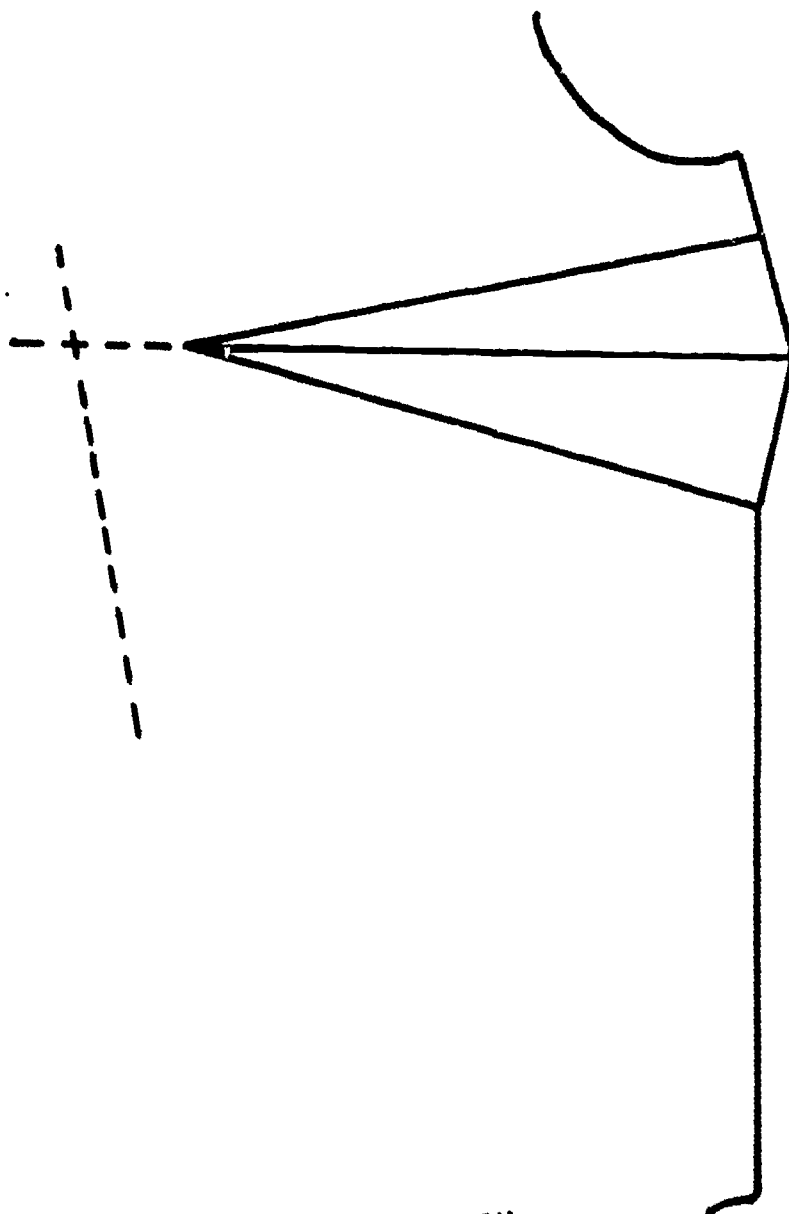
Summary

Repeat the process in front of the class or in small groups, using a student's pattern which needs this type of alteration.

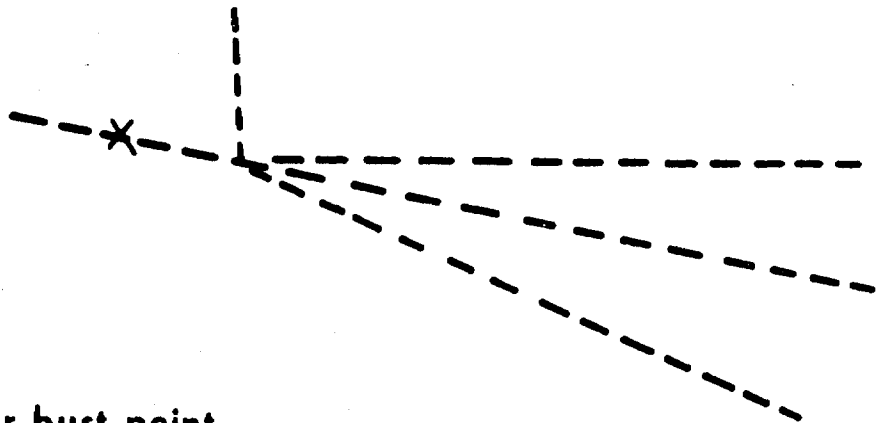
RELOCATING BUST DART

Problem:

1. Point of bust dart ends above or below fullest part of bust.
2. Puckers appear at bust point.



MASTER TRANSPARENCY



Solution:

- 3. Find your bust point.**
- 4. Draw lines parallel to former dart.**

OVERLAY 1

To Finish:

- 5. Fold new dart as though stitching.**
- 6. Fold dart down.**
- 7. Draw new line from A to B.**

OVERLAY 2



Resource List

TEXTILE AND CLOTHING TEACHING AIDS

Teaching aids are one of the ways an instructor can enlarge the scope of a student's understanding. Selected teaching materials available from commercial firms, agencies, and associations are listed below with title, main (*) and supplemental content (x) areas, and a Code Source which is identified in the Source List of teaching aids found on pages 19-23.

TITLE OF TEACHING AID	Care	Construction	Employment	Fashion	Grooming	Selection	Textiles	Code	Source	TITLE OF TEACHING AID	Care	Construction	Employment	Fashion	Grooming	Selection	Textiles	Code	Source
A to Zepel	*					x		23		Boys Jeans						x		15	
ABC of Embroidery		*						12		Braided Shoe String									
About Care and Kodel	x					x	x	24		Belt	*							77	
About Durable Press										A Business of Her									
and Kodel	x					x	*	24		Own		*						57	
Adjust to Fit		*						51		Butterfly Sweater	*							77	
Arnel	x					x	*	10		Buttonholes	*							12	
As you Look At										Buttons and									
Others					x	*		47		Buttonholes	*							77	
Ask Me About										Buying Men's Shirts						*		83	
Herculon	x					x	*	37		Buying Your Home									
Backings and										Sewing Machine	x					*		83	
Linings	*							12		Cantrece Nylons As					x	x	x	15	
Barbecue Apron		*						67		Advertised									
Basic Construction-										A Capsule Course on									
Collars Are Easy	*							64		Corduroy	x	x		x		x	*	16	
Basic Construction-										Careers in Fashion	x		*					57	
Face It Right	*							64		Cartridge Pocket									
Basic Construction-										Belt	*							77	
Linings and										Celanese Acetate	x					x	*	10	
Underlinings	*							64		A Century of Pro-									
Basic Construction-										gress in Shoe-									
Sleeves	*							64		making					*			56	
The Basic Dryer										A Challenge to Nylon									
Book	*							88		Hose					x		x	15	
Beauty Is a Habit					*			78		Challenging Careers				*	x			57	
Belt Hanger	*							77		in Retailing									
Birth of a Pattern			x	x				51		Changing the Hem in									
Bow Tie	*							77		a Dress or Skirt	x	*						83	

TITLE OF TEACHING AID	Care	Construction	Employment	Fashion	Grooming	Selection	Textiles	Code Source	TITLE OF TEACHING AID	Care	Construction	Employment	Fashion	Grooming	Selection	Textiles	Code Source
Children's Sneakers						x		15	Demonstration on								
Chromspun and Estrom	x					x	*	24	Unique Zipper								
Cleanliness and									Installation		*						84
Fragrance				*				47	Department Store								
Clothes for the									Journal-								
Physically									Permanent Press	x		x			x		10
Handicapped		*				*		83	Design with Stripes		*						47
Clothing Magic				*					Dictionary of								
for You								64	Cleanliness								
Clothing Repairs	*	x						84	Products	*							78
Color Her Hair									Dictionary of								
Beautiful					*			5	Textile Terms							*	20
Commercial									Dixo Products								
Practices-									and Their Use	*	*						22
Wool Products									Double Your Sewing								
Labeling Act						*		28	Skill-Fashion								
Construction									with Tailoring		*				*		60
Technique for									Dress Neatly				*		x		47
Knitted Fabrics		*					x	17	Dupont Fiber Facts						x	*	23
Consumer Buying						*		62	The Easy Wash Stain								
Guides									Remover Story	*							86
Corduroy from									Educational Kit-								
Work Clothes				*					Avisco Fibers						x	*	26
to Glamour					x	x		16	Fabric Finishes for								
Corfam vs. Leather						x	x	15	Beauty, Service,	x					x	*	17
for Shoe Uppers									and Protection								
Cosmetic or Curler									Fabrics-American				*			*	14
Case		*						77	style							*	
Creative Stitchery		*						12	Facts about Fabrics	x						*	23
Crochet Is Fun		*						12	Facts about Fibers							*	47
Cuff Links		*						77	Facts about								
Custom Made Look									Permanent Press	*	x				x	x	47
with Shape-									Facts about Shears		*						
Ease Sewing		*						71	and Scissors								44
Aids									Facts about Under-								
Cutting and									fashions	x				*			17
Selecting									Fashion at Your		*	*				*	51
Designs in		*						47	Fingertips								
Prints									Fashion Tricks				*				
A Definitive									to Please the				*	*			47
Guide to									Eye								
Permanent	*				*			10	Fashionable Ward-								
Press									robes Take Shape	*						x	72
									with Undercurrent								

TITLE OF TEACHING AID	Care	Construction	Employment	Fashion	Grooming	Selection	Textiles	Code	Source	TITLE OF TEACHING AID	Care	Construction	Employment	Fashion	Grooming	Selection	Textiles	Code	Source
Fashions and Fabrics		x		x	x		x	43		Guide to Man-Made Fibers							*	50	
Figure Shapes-Bras				x	x	*		64		Guide to Tailoring with Bravo and Bravo Set		*					x	72	
Figure Shapes-Girdles					x	*		64		Hawaiian Leis		*						90	
Fitting Coats and Suits		*	x					83		Head Scarf		*						77	
Fix New Clothes to Make Them Last Longer	x	*								Help Yourself	x				*	x		78	
Flammability of Clothing Textiles						x		83		Helpful Do's and Don'ts of Cutting for the Woman Who Sews		*						44	
Fortrel, the Fiber That Keeps Its Promise	x					x		10		Helpful Hints: Ironon Seam Binding		*						90	
Forum	x	x	x	x	x	x	x	43		Hems in the Garments You Wear		*						12	
The Frank Slacks Form		*						54		Holiday Brunch Coat		*						67	
General Purpose Plastic Film						*		28		Home Cleaning Guide for Articles									
Glamorous Garden Gloves		*						77		Containing Dupont Textile Fibers	*							23	
Glenoit '65 - The Year of Influence				x		x	x	34		Home Economics Has a Career for You in Textiles and Clothing				*				2	
Good Grooming Cape		*						67		Home Sewing Hems				x			x	90	
Good Housekeeping Guide to Durable Press	x	x				x	*	35		Home Sewing Suggestions		*						23	
Good Housekeeping Guide to the Selection of Stretch Fabrics and Expandable Fashion	x					x	*	35		How Modern Shoes Are Made							*	56	
Grain in Fabric		*						12		How to Be Permanently Ironed	*						x	10	
Grooming Hints for Your Face			*					47		How to Choose the Right Thread		*						12	
Guide for Color Study	*			x				51		How to Face a Neckline		*						51	
Guide to Interfacing Simplified		*					x	72		How to Hem a Skirt		*						51	
										How to Interface a Neckline		*						51	

TITLE OF TEACHING AID	Care	Construction	Employment	Fashion	Grooming	Selection	Textiles	Code Source	TITLE OF TEACHING AID	Care	Construction	Employment	Fashion	Grooming	Selection	Textiles	Code Source
How to Look Smart				x	*			47	The Laundry Primer	*							88
How to Make Sewing a Snap		*						67	Lean on Klopman Fabrics for All Your Home Sewing Needs		*		x				48
How to Remove Stains	*							35	Learning to Handle Your Hair				*				47
How to Set in a Sleeve		*						51	Let's Face It Line Wise Is Design Wise	x				x			12
How to Sew with Corduroy		*					x	16	Made to be Loved Make the Waistline Fit on Pants	*							51
How to Tailor a Woman's Suit		*						83	12		*						12
How to Teach Sewing Machine Use and Care	x	*			x			83	Making a Tailored Garment	x	*						83
How to Wash and Iron Corduroy	*							16	Making Pants Longer or Shorter	*							82
Identification - How the Tag Protects the Consumer						*		10	Man-Made Fiber Fact Book	x	*						83
Illustrations of Certain Forms of Acceptable Tags or Labels, Advertising, and Records and TFPIA and the Rules							*	28	Mannerisms Manpower Trends Marketing a Home Product	x			*	x	x		50
Importance of Clothing Selection						x		43	Marketing Handcrafts			*					47
Importance of Shape		*						60	McCall's Home Fashion Sew-It Book								58
The Invisible Zipper Chart		*						84	McCall's Step-by- Step Sewing Book		*						57
Iphansis - Film Kit of Klopman Teaching Aids		*				*		40	McCall's Step-by- Step Sewing Series	*							51
Knitting is Fun	x	x		x	x	x		48	Measure Before You Buy Used Clothes for Your School Boy or Girl								51
Know These Pattern Markings	*							51	Men's Dress Slacks					x			83
Know Your Laces	*							90	Men's T Shirts					x			15

TITLE OF TEACHING AID	Care	Construction	Employment	Fashion	Grooming	Selection	Textiles	Code Source
Metlon Metallic Yarns				x			*	52
Modern Techniques for Modern Fabrics		*						15
More About Zippers		*						12
Musée Fabrics for Your Home-Slides						*		10
My Double		*						54
The New Invisible Zipper That's Unique		x						84
Nimble Thimble Shop		x	*					57
Only Silk is Silk - Pamphlets, Chart, and Teacher's Guides				*		*		42
Partners for Satisfaction	*							88
Pellon Samples			*					60
The Pendleton Story	x				x	*		61
Permanent Press Primer		*						88
Permanent Press Shirts	x				x			15
Permanent Press with Whirlpool Laundry Equipment		*						88
Plain and Decorative Covers for the Pull Tab			*					84
Planning Plaids			*					47
Pleated Skirt			*					67
Pop Art Bag			*					60
Principles of Fitting	x	*						85

TITLE OF TEACHING AID	Care	Construction	Employment	Fashion	Grooming	Selection	Textiles	Code Source
Problems Consumers Face in the Field of Textiles and Clothing								16
Problems with Figures				*		*		47
Properties of Fabrics								
Containing Arnel Triacetate Fiber							*	10
Pursuit of Cleanliness - Film	*							40
Questions and Answers Relating to the Fur Products Labeling Act and Regulations	x						*	28
Questions and Answers Relating to the Textile Fiber Products Identification Act and Regulations							x	28
Questions and Answers Relating to the Wool Products Labeling Act and Regulations	x						*	28
Rabbit Bean Bag		*						77
Removing Stains From Fabrics	*							83
Replacing a Zipper	x	*						83
Rules and Regulations Under the Flammable Fabrics Act							*	x 28

TITLE OF TEACHING AID	Care	Construction	Employment	Fashion	Grooming	Selection	Textiles	Code Source	TITLE OF TEACHING AID	Care	Construction	Employment	Fashion	Grooming	Selection	Textiles	Code Source
Rules and Regulations under the Fur Products Labeling Act	x						*	28	Sewing with Vinyl	x	*				x	x	70
Rules and Regulations under the Textile Fiber Products Identification Act									Shape with Pellon		*						60
Rules and Regulations under the Wool Products Labeling Act of 1939									Shift		*						77
Sail Cloth									Shift with Quilted Flower		*						12
Wraparound Skirt	*								Sign Posts to Fashion Highways				*		*		10
Sales Appeal in Needlework		*							Silk - Chart						*		42
School for Zippers	*								Simplicity's Little Dictionary of Sewing Terms	*		x			x		70
Scotch Garter	*								Simplicity's Sewing Book		*		x				70
Selecting Slips							*	28	Simplicity's Teaching Aids		*		x		x		70
Selection and Care of Sweaters and Knit Apparel	x							67	Simplified Clothing Construction		*						86
Sew in Your Zipper	*							57	60 New Trimmed Gift Ideas		*						90
Sew the Pant Look	*							12	Smart Girl Sweaters		*						12
Sew What's New	*							77	So You're Short					x	*		47
Sewing by Hand	*							64	So You're Tall					x	*		47
Sewing Fashion Fabrics	*								Solving Family Clothing Problems						*		64
Sewing Know-How Series #1	*								Something Can Be Done About Acne					*			5
Sewing Secrets	*								Staff Suggestions to Assist in Preparing Advertising			x			*	x	28
Sewing Suggestions for Today's Fabrics	x	*					*	51	Staff Suggestions to Assist in Preparing Labels			x			*	x	28
Sewing Tips	*							10	The Stitch That Counts - Save by Repair	*	*						64
Sewing Tips for Fabrics Made with Kodel	*							24	The Story of Fibers, Yarns, and Fabrics	x	x				*		10
Sewing with Durable Press Fabrics	*	*					*	70									

TITLE OF TEACHING AID	Care	Construction	Employment	Fashion	Grooming	Selection	Textiles	Code Source	TITLE OF TEACHING AID	Care	Construction	Employment	Fashion	Grooming	Selection	Textiles	Code Source
Story of Thread		*						12	Suggestions to								
Stretch in the	x	x							Assist In								
Wardrobe				x			*	17	Preparing								
The Stylish Look									Invoices								
with Color					x	x		47	Covering Furs								
Successful Sewing									and Fur								
with Wash and									Products			x			*		28
Wear Fabrics		*						12	Sunburst Collar		*						77
Successories:									Tapering Pants		*						83
Gloves				x		*		47	Teen Fashions								
Successories:						*			Forecast -								
Purses						*		47	Filmstrip				*				68
Successories:						*			Teaching Aids								
Scarfs				x		*		47	on Cotton	x			x	x	x	x	55
Successories:						*	*		Ten Rules for								
Texture				x	x	*	*	47	Foot Health					x	*		56
Suggestions for									Terms Implying							*	28
Smart Sewing -									Fiber Content								
Clutch Purse		*						68	Textile Fibers								
Suggestions for									and Their							*	9
Smart Sewing -									Properties								77
Detail		*						60	Ticking Tote		*						
Pelomite									Time Out for								
Suggestions for									Good Grooming					*			5
Smart Sewing -									Tips for the								
Gifts for									Sew Set	x	x			x			51
Boutiques and									Today's Fabrics	x				x	x		82
Bazaars		*						60	Trimmings		*						12
Suggestions to									Tunic Apron		*						77
Assist In									2 in 1 Spotting								
Preparing									Chart	*		*					22
Advertising									Understanding								
for Fur and Fur									Today's								
Products			x			*		28	Textiles							*	43
Suggestions to									Unique Tote Bag		*						84
Assist In									Unique Zipper								
Preparing Fur									Kit		x						84
Labels	x					*		28	The Versatile								
									Risdon Self		*						77
									Cover Button								
									Vinyl Fashion	*			*				51
									Posters								

TITLE OF TEACHING AID	Care	Construction	Employment	Fashion	Grooming	Selection	Textiles	Code Source
The Voice of Clothing Wardrobe Planning Guide	x			x	x			17
What Is Acetate				x		*		51
What to Look for in Shoes						*		10
When You Walk				x	x			56
The Wiss Story of Shears and Scissors		*						47
The Wonderful World of Home Economics - Textiles and Clothing			*					44
You Can Make Your Own Clothes		*		x		x		2
You Learn to Sew		*						85
Your Clothing Dollar	x					*		85
Your Personal Color Palette					x			39
Your Poise				x	x			47
Your "Quickie Hat"		*						47
								60

Source List

FREE AND INEXPENSIVE TEACHING MATERIALS

1. American Cyanamid Co.
Fibers Division
111 West 40th St.
New York, N.Y. 10018
2. American Home Economics Assn.
1600 Twentieth St., NW.
Washington, D.C. 20009
3. American Home Products Corp.
685 Third Ave.
New York, N.Y. 10017
4. American Institute of Laundering
Public Relations Division
Joliet, Ill. 60400
5. American Medical Assn.
Committee on Cutaneous Health
and Cosmetics
535 North Dearborn St.
Chicago, Ill. 60610
6. Ascot Textile Corp.
Retail Division
469 Seventh Ave.
New York, N.Y. 10018
7. Bac-A-Brand Products, Inc.
85 Tenth Ave.
New York, N.Y. 10011
8. Beaunit Fibers
Advertising Dept.
261 Fifth Ave.
New York, N.Y. 10016
9. Burlington Industries, Inc.
Public Relations Dept.
1430 Broadway
New York, N.Y. 10018
10. Celanese Fibers Marketing Co.
Consumer Relations
522 Fifth Ave.
New York, N.Y. 10036
11. Chemstrand Co.
Public Relations Dept.
350 Fifth Ave.
New York, N.Y. 10001
12. Coats and Clark, Inc.
430 Park Ave.
New York, N.Y. 10022
13. Cohn-Hall-Marx Co.
Cohama Division
Fashion Director
1407 Broadway
New York, N.Y. 10017
14. Cone Mills, Inc.
Educational Dept.
1440 Broadway
New York, N.Y. 10018
15. Consumers Union
Education Service Bureau
256 Washington St.
Mount Vernon, N.Y. 10550
16. Corduroy Council of America
15 East 53rd St.
New York, N.Y. 10022
17. Cornell University
Mailing Room
Building 7 Research Park
Ithaca, N.Y. 14850
18. Corset and Brassiere Council
180 Madison Ave.
New York, N.Y. 10016

19. Corticelli Silk Co.
Educational Dept.
1407 Broadway
New York, N.Y. 10018
20. Dan River Mills
Advertising Dept.
111 West 40th St.
New York, N.Y. 10018
21. Designer's Fabric Buy-Mail
Box 569
Evanston, Ill. 60204
22. Dixo Co., Inc.
Dept. 24
158 Central Ave.
Rochelle Park, N.J. 07662
23. E. I. du Pont de Nemours and Co.
Public Relations Dept.
Wilmington, Del. 19898
24. Eastman Chemical Products, Inc.
Fibers Division
Educational Dept.
260 Madison Ave.
New York, N.Y. 10016
25. Educators Progress Service
Box 497
Randolph, Wis. 53056
26. FMC Corp.
American Viscose Division
Product Information Services
350 Fifth Ave.
New York, N.Y. 10001
27. Faultless Starch Co.
1025 West Eighth St.
Kansas City, Mo. 64101
28. Federal Trade Commission
Bureau of Textiles and Furs
Washington, D.C. 20580
29. Five Magic Mirrors
Box 6953
Cleveland, Ohio 44101
30. Formfit-Rogers
400 South Peoria St.
Chicago, Ill. 60607
31. Fox Millinery Supply
162 North State St.
Chicago, Ill. 60601
32. Funol Corp.
Promotion and Sales
49-65 Van Dam St.
Long Island City, N.Y. 11101
33. George Peabody College For Teachers
Division of Surveys and
Field Service
Nashville, Tenn. 37203
34. Glenoit Mills, Inc.
111 West 40th St.
New York, N.Y. 10018
35. Good Housekeeping
Bulletin Service Dept.
959 Eighth Ave.
New York, N.Y. 10019
36. Hem-Rite Division
536 Southeast Sixth Ave.
Portland, Oreg. 97214
37. Hercules Powder Co.
Fibers Dept.
910 Market St.
Wilmington, Del. 19899
38. Holt, Rinehart, and Winston, Inc.
383 Madison Ave.
New York, N.Y. 10017
39. Household Finance Corp.
Money Management Institute
Prudential Plaza
40. Indiana University
Audio-Visual Center
Division of University Extension
Bloomington, Ind. 47401
41. International Ladies' Garment
Workers' Union
275 Seventh Ave.
New York, N.Y. 10001

42. International Silk Assn.
Educational Division
185 Madison Ave.
New York, N.Y. 10016
43. J. C. Penney Co., Inc.
Local Store Manager, or
Educational and Consumer
Relations Dept.
1301 Avenue of the Americas
New York, N.Y. 10019
44. J. Wiss and Sons Co.
Advertising Dept.
33 Littleton Ave.
Newark, N.J. 07107
45. Jack Lenor Larsen, Inc.
Showroom
232 East 59th St.
New York, N.Y. 10022
46. John Dritz and Sons, Inc.
Consumer Services
Box 552
Spartanburg, S.C. 29301
47. Kansas State University
Extension Home Economics
Umberger Hall
Manhattan, Kans. 66504
48. Klopman Mills, Inc.
115 West 40th St.
New York, N.Y. 10018
49. M. Lowenstein and Sons
1430 Broadway
New York, N.Y. 10018
50. Man-Made Fiber Producers Assn.,
Inc.
Educational Dept.
350 Fifth Ave.
New York, N.Y. 10001
51. McCall's Patterns
Educational Dept.
230 Park Ave.
New York, N.Y. 10017
52. Metlon Corp.
432 Park Ave., South
New York, N.Y. 10016
53. Milady Publishing Corp.
Charm Division
3839 White Plains Rd.
Bronx, N.Y. 10467
54. My Double Co., Inc.
Box 270
Stanford, Conn. 06900
55. National Cotton Council of America
Home Economics Dept.
Box 12285
Memphis, Tenn. 38112
56. National Shoe Institute
50 Rockefeller Plaza
New York, N.Y. 10020
57. New York State Department of
Commerce
230 Park Ave.
New York, N.Y. 10017
58. New York State Department of
Labor
Division of Employment
Building 12 State Campus
Albany, N.Y. 12226
59. Niagara Mohawk Power Corp.
Local Office, or
126 State St.
Albany, N.Y. 12207
60. Pellon Corp.
Educational Dept.
1170 Avenue of the Americas
New York, N.Y. 10036
61. Pendleton Woolen Mills
Home Economics Dept.
218 Southwest Jefferson St.
Portland, Oreg. 97201
62. Penn Products Co.
Educational Dept.
963 Newark Ave.
Elizabeth, N.J. 07207
63. Permacel
Advertising Dept.
U.S. Highway #1
New Brunswick, N.J. 08900

64. Purdue University
Cooperative Extension Service
Lafayette, Ind. 47907
65. Purex Corp., Ltd.
Public Relations and Educational Services
5101 Clark Ave.
Lakewood, Calif. 90712
66. Ruth Millard Assoc.
Suite 1105
50 East 42nd St.
New York, N.Y. 10017
67. Scovill Manufacturing Co.
Oakville Division
Sales Promotion Dept.
26 Main St.
Oakville, Conn. 06779
68. Sears, Roebuck and Co.
Consumer Information Division
925 South Homan Ave.
Chicago, Ill. 60607
69. Shape-Ease
5525 Southwest Downs View Ct.
Portland, Oreg. 97202
70. Simplicity Pattern Co.
Educational Division
200 Madison Ave.
New York, N.Y. 10016
71. Singer Co., Inc.
Educational Dept.
30 Rockefeller Plaza
New York, N.Y. 10020
72. Stacy Fabrics Corp.
469 Seventh Ave.
New York, N.Y. 10018
73. Supima Association of America
Room 4101
350 Fifth Ave.
New York, N.Y. 10001
74. Textile Distributors Assn., Inc.
1040 Avenue of the Americas
New York, N.Y. 10018
75. The Arrow Co.
Advertising Dept.
530 Fifth Ave.
New York, N.Y. 10036
76. The Butterick Co.
Educational Dept.
161 Avenue of the Americas
New York, N.Y. 10013
77. The Risdon Manufacturing Co.
Waterbury Division
Box 520
Naugatuck, Conn. 06771
78. The Soap and Detergent Assn.
Cleanliness Bureau
485 Madison Ave.
New York, N.Y. 10022
79. The United Piece Dye Works
Advertising and Promotion
111 West 40th St.
New York, N.Y. 10018
80. The University of the State of
New York
State Education Dept.
Bureau of Classroom Communications
Albany, N.Y. 12224
81. 3M Co.
Visual Products Division
3M Center
St. Paul, Minn. 55101
82. U.S. Borax and Chemical Corp.
Marketing
3075 Wilshire Blvd.
Los Angeles, Calif. 90005
83. U.S. Department of Agriculture
Federal Extension Service
Washington, D.C. 20250
84. Unique Zipper Distributing Co.,
Inc.
4120 Stone Way Ave., North
Seattle, Wash. 98103
85. University of Illinois
College of Agriculture
Cooperative Extension Service
Urbana, Ill. 61803

86. Van Wyck Products, Inc.
120 South Euclid Ave.
Pasadena, Calif. 91101
87. Vogue Pattern Service
Educational Dept.
161 Avenue of the Americas
New York, N.Y. 10013
88. Whirlpool Corp.
Home Service Dept.
Benton Harbor, Mich. 49022
89. William Prym, Inc.
Home Economics Dept.
Dayville, Conn. 06241
90. Wm. E. Wright and Sons Co.
Educational Dept.
180 Madison Ave.
New York, N.Y. 10016

Form for Evaluating Teaching Aids

Directions: Record title of specific teaching aid and identify as a publication (P), film (F), filmstrip (FS), transparency (TR), chart (CT), tape (TP), or other (O).
Record publisher by source code and then list with the address on a card or another sheet.
Review teaching aid in relation to its method of presentation, content, and level and score each area using the following code: Excellent - 3; Acceptable - 2; Poor - 1; Does Not Apply - NA.
Compute and record average score.
Record comments relative to specific areas of strength, special emphasis, or other details.

[illegible]

ERIC Clearinghouse

DEC 15 1970

on Adult Education

6970/1/02511/8723