

DOCUMENT RESUME

ED 033 736

LI 001 803

AUTHOR Eennison, Barbara
 TITLE Supplement to a Study of
 Extra-Institutional Use of Libraries by
 Ohio Academic Personnel.
 INSTITUTION Case Western Reserve Univ., Cleveland,
 Ohio. Center for Documentation and
 Communication Research.
 Spcns Agency Ohio State Library, Columbus.
 Pub Date Oct 69
 Note 146p.; A related document is LI 001 802,
 the study report.

EDRS Price MF-\$0.75 HC-\$7.40
 Descriptors *College Libraries, College Students,
 Doctoral Theses, Faculty, *Interlibrary
 Loans, Libraries, Library Cooperation,
 Library Materials, Maps, Masters Theses,
 Researchers, *University Libraries, *Use
 Studies
 Identifiers *Ohio

Abstract

The study for which this supplement was prepared consisted of an investigation of the use of libraries outside their own campus by the students, faculty, and research personnel of Ohio colleges and universities. The results, conclusions and recommendations based on the data collected are published separately (LI 001 802). This supplement consists of tables and maps, grouped by region, which show the borrowing patterns for every Ohio college and university included in the original study. These data were obtained from the interlibrary loan records of the institutions surveyed, covering the 12-month period between June 1967 and July 1968. The table for each institution shows the total number of items borrowed from other colleges and universities in the state, from non-academic libraries throughout Ohio, and from academic and non-academic institutions in other states. The number of theses and dissertations are noted separately. The maps included with the tables illustrate the in-state borrowing patterns, both from academic and non-academic libraries, for each institution. (Author/JB)

U.S. DEPARTMENT OF HEALTH, EDUCATION & WELFARE
OFFICE OF EDUCATION

LI 001803

THIS DOCUMENT HAS BEEN REPRODUCED EXACTLY AS RECEIVED FROM THE
PERSON OR ORGANIZATION ORIGINATING IT. POINTS OF VIEW OR OPINIONS
STATED DO NOT NECESSARILY REPRESENT OFFICIAL OFFICE OF EDUCATION
POSITION OR POLICY.

ED033736

SUPPLEMENT TO
A STUDY OF EXTRA-INSTITUTIONAL
USE OF LIBRARIES BY OHIO ACADEMIC PERSONNEL*

by
Barbara Denison

Center for Documentation
and Communication Research
School of Library Science
Case Western Reserve University
Cleveland, Ohio 44106

October 1969

A. J. Goldwyn
Principal Investigator

* Work supported by LSCA Title III funds through
The State Library of Ohio, 1968

NOTE

The Study for which this supplement was prepared consisted of an investigation of the use of libraries outside their own campus by the students, faculty and research personnel of Ohio colleges and universities. The data collected, and the results, conclusions and recommendations based on the data, are published separately.* The material which follows was not included in the main report due to lack of space. It was thought important, however, for these maps to be published, not only because of their utility in documenting interlibrary use in Ohio, but also because of the interesting and rather dramatic way in which they illustrate that activity.

- A. J. Goldwyn

* Copies of the text of this study, by A. J. Goldwyn and Edward Verhosek, have been deposited with the ERIC Clearinghouse at the University of Minnesota and are available on interlibrary loan from The State Library of Ohio. In addition, each of the 77 Ohio academic libraries, comprising the survey population, has received a copy of the text.

TABLE OF CONTENTS

INTRODUCTION..... ii

OHIO ACADEMIC INSTITUTIONS SURVEYED..... iv

OHIO ACADEMIC INSTITUTIONS IN THE:

 NORTH EAST..... 2

 SOUTH EAST..... 38

 Academic Institutions within the Dayton-Miami Valley Consortium.... 40

 CENTRAL..... 80

 NORTH WEST..... 98

 SOUTH EAST..... 114

 NORTH CENTRAL..... 122

 SOUTH CENTRAL..... 134

INTRODUCTION

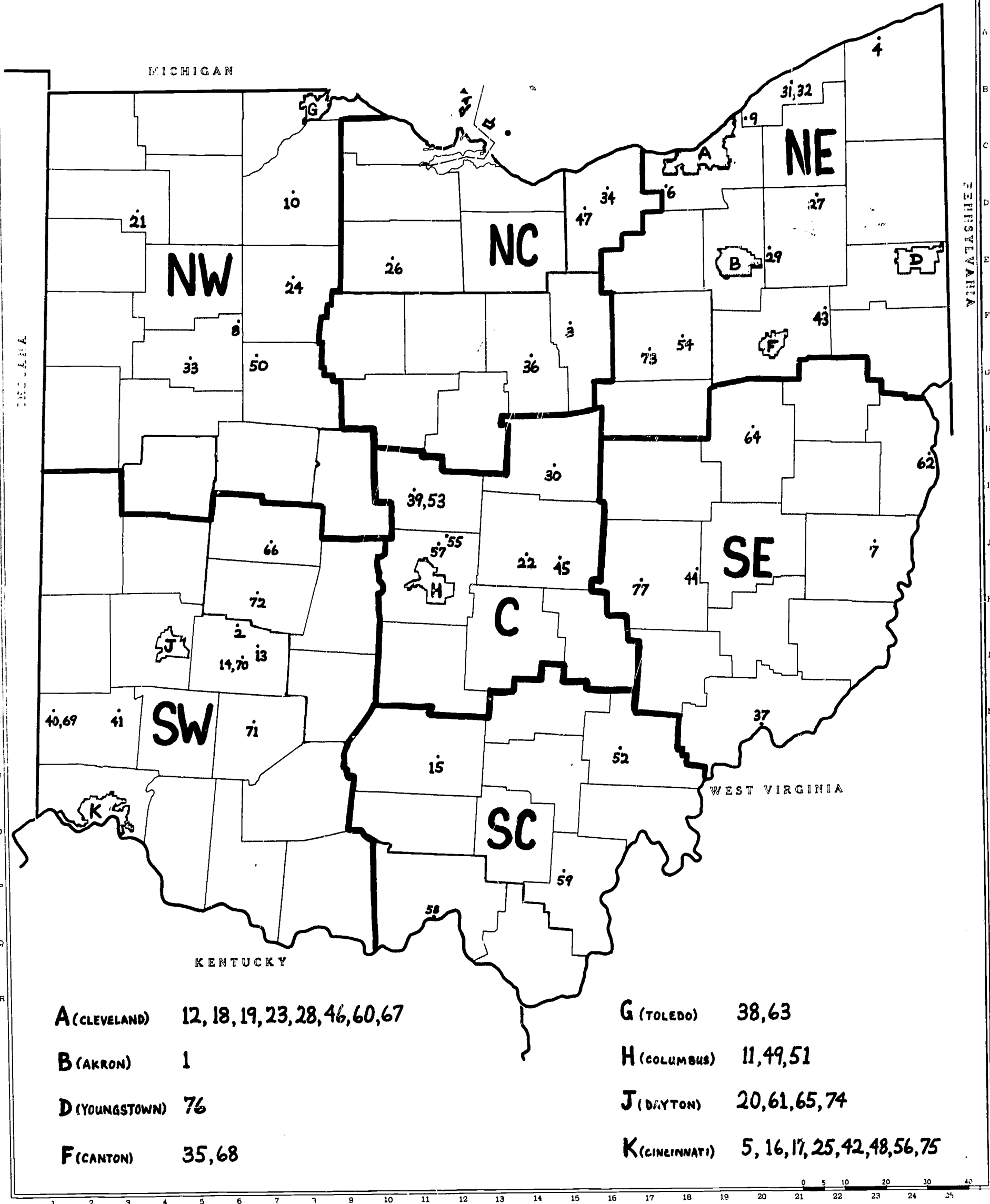
The tables which follow show the borrowing patterns for every college and university in Ohio which was included in the original study, as listed on page iv. Totals are shown for items borrowed in each case from the other colleges and universities in the state, from the non-academic libraries throughout Ohio, and from academic and non-academic institutions in other states. Theses and dissertations borrowed from academic institutions are noted in parentheses, although they are included in the total borrows from such institutions*.

The map facing each table illustrates the in-state borrowing pattern, both from academic and non-academic libraries, for that institution.

These tables and maps have been grouped by region. The region and the institutions within it preface each group, of which there are seven. Institutions within regions are presented in alphabetical order.

* These data were obtained from the various interlibrary loan records of the institutions surveyed, covering a 12-month period between June 1967 and July 1968.

REGIONAL DISTRIBUTION OF OHIO ACADEMIC LIBRARIES



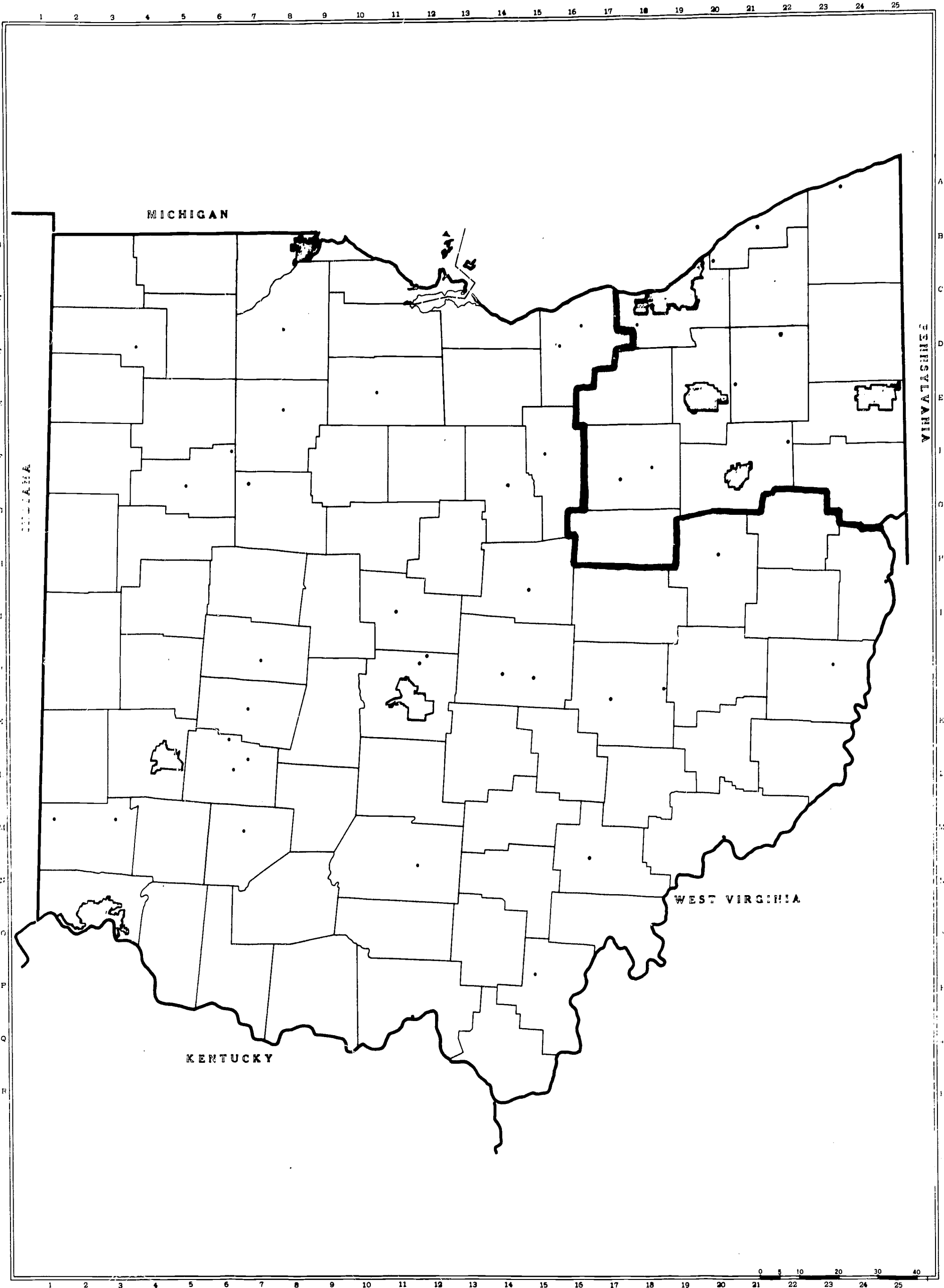
A (CLEVELAND) 12, 18, 19, 23, 28, 46, 60, 67
B (AKRON) 1
D (YOUNGSTOWN) 76
F (CANTON) 35, 68

G (TOLEDO) 38, 63
H (COLUMBUS) 11, 49, 51
J (DAYTON) 20, 61, 65, 74
K (CINCINNATI) 5, 16, 17, 25, 42, 48, 56, 75

OHIO ACADEMIC INSTITUTIONS SURVEYED*

- | | |
|---|---|
| 1 Akron, University of; Akron (NE) | 45 Newark - see Ohio State University |
| 2 Antioch College; Yellow Springs (SW) | 46 Notre Dame College; Cleveland (NE) |
| 3 Ashland College; Ashland (NC) | 47 Oberlin College; Oberlin (NC) |
| 4 Ashtabula - see Kent State University | 48 Ohio College of Applied Sciences;
Cincinnati (SW) |
| 5 Athenaeum of Ohio; Cincinnati (SW) | 49 Ohio Dominican College; Columbus (C) |
| 6 Baldwin Wallace College; Berea (NE) | 50 Ohio Northern University; Ada (NW) |
| 7 Belmont - see Ohio University | 51 Ohio State University; Columbus (C) |
| 8 Bluffton College; Bluffton (NW) | 33 Lima Branch, Lima (NW) |
| 9 Borromeo Seminary College; Wickliffe (NE) | 36 Mansfield Branch, Mansfield (NC) |
| 10 Bowling Green State University; Bowling Green
(NW) | 45 Newark Branch, Newark (C) |
| 11 Capital University; Columbus (C) | 52 Ohio University; Athens (SC) |
| 12 Case Western Reserve University; Cleveland
(NE) | 7 Belmont Branch, St. Clairsville (SE) |
| 13 Cedarville College; Cedarville (SW) | 15 Chillicothe Branch, Chillicothe (SC) |
| 14 Central State University; Wilberforce (SW) | 58 Portsmouth Branch, Portsmouth (SC) |
| 15 Chillicothe - see Ohio University | 77 Zanesville Branch, Zanesville (SE) |
| 16 Cincinnati Bible Seminary College; Cincinnati
(SW) | 53 Ohio Wesleyan University; Delaware (C) |
| 17 Cincinnati, University of; Cincinnati (SW) | 54 Orrville - see Kent State University |
| 18 Cleveland State University; Cleveland (NE) | 55 Otterbein College; Westerville (C) |
| 19 Cuyahoga Community College; Cleveland (NE) | 56 Our Lady of Cincinnati, College of;
Cincinnati (SW) |
| 20 Dayton, University of; Dayton (SW) | 57 Pontifical College Josephinum;
Worthington (C) |
| 21 Defiance College; Defiance (NW) | 58 Portsmouth - see Ohio University |
| 22 Denison University; Granville (C) | 59 Rio Grande College; Rio Grande (SC) |
| 23 Dyke College; Cleveland (NE) | 60 St. John College of Cleveland;
Cleveland (NE) |
| 24 Findlay College; Findlay (NW) | 61 Sinclair Community College; Dayton (SW) |
| 25 Hebrew Union College; Cincinnati (SW) | 62 Steubenville, College of; Steubenville
(SE) |
| 26 Heidelberg College; Tiffin (NC) | 63 Toledo, University of; Toledo (NW) |
| 27 Hiram College; Hiram (NE) | 64 Tuscarawas - see Kent State University |
| 28 John Carroll University; Cleveland (NE) | 65 United Theological Seminary; Dayton (SW) |
| 29 Kent State University; Kent (NE) | 66 Urbana College; Urbana (SW) |
| 4 Ashtabula Branch, Ashtabula (NE) | 67 Ursuline College for Women; Cleveland (N) |
| 54 Orrville Branch, Orrville (NE) | 68 Walsh College; Canton (NE) |
| 64 Tuscarawas Branch, New Philadelphia (SE) | 69 Western College for Women; Oxford (SW) |
| 30 Kenyon College; Gambier (C) | 70 Wilberforce University; Wilberforce (SW) |
| 31 Lake Erie College; Painesville (NE) | 71 Wilmington College; Wilmington (SW) |
| 32 Lakeland Community College; Painesville (NE) | 72 Wittenberg University; Springfield (SW) |
| 33 Lima - see Ohio State University | 73 Wooster, College of; Wooster (NE) |
| 34 Lorain County Community College; Elyria (NC) | 74 Wright State University; Dayton (SW) |
| 35 Malone College; Canton (NE) | 75 Xavier University; Cincinnati (SW) |
| 36 Mansfield - see Ohio State University | 76 Youngstown State University; Youngstown
(NE) |
| 37 Marietta College; Marietta (SE) | 77 Zanesville - see Ohio University |
| 38 Mary Manse College; Toledo (NW) | |
| 39 Methodist Theological School; Delaware (C) | |
| 40 Miami University; Oxford (SW) | |
| 41 Middletown Branch, Middletown (SW) | |
| 41 Middletown - see Miami University | |
| 42 Mount St. Joseph-on-the-Ohio, College of;
Cincinnati (SW) | |
| 43 Mount Union College; Alliance (NE) | |
| 44 Muskingum College; New Concord (SE) | |

* Number at left gives location by city. Abbreviation at right gives regional location as shown on adjacent map.



NORTH EAST

Lakeland Community	10,750
Borromeo Seminary	27,000
Orrville (KSU)	28,000
Lake Erie	57,852
Ashtabula (KSU)	80,000
Miram	100,000
Baldwin-Wallace	112,517
Mt. Union	127,000
Wooster	182,099
Kent	503,788

Cleveland:

Dyke	9,514
Cuyahoga Community	25,000
Ursuline	45,350
St. John	45,487
Notre Dame	48,000
Cleveland State	142,000
C.H.S.L.	160,000
John Carroll	218,428
C.W.R.U.	927,250

Akron:

Akron	291,000
-------	---------

Canton:

Walsh	24,000
Malone	45,000

Youngstown:

Youngstown	180,000
------------	---------

UNIVERSITY OF AKRON

Borrowing Pattern

Total: 1424

Ohio: 65%

Out of State: 35%

Academic: 62%

		Total	Academic 29%	Other 6%
Ohio State (2)	374			
C.W.R.U. (1)	221			
Oberlin	138			
Kent State (2)	87			
Cincinnati	32			
Miami	19			
Ohio University	9			
Xavier	3			
Ohio Wesleyan	2			
Bowling Green	1			
John Carroll	<u>1</u>			
TOTAL:	887			
Other: 3%				
Akron	14			
Cleveland	12			
Columbus	8			
Barberton	2			
Brecksville	2			
Cincinnati	2			
Dayton	2			
Alliance	<u>1</u>			
TOTAL:	43			
Illinois	88	82 (8)	6	
Michigan	86	83 (5)	3	
New York	55	46 (6)	9	
D. C.	39	1	38	
Pennsylvania	29	27	2	
Indiana	25	23 (2)	2	
Connecticut	23	23 (3)	-	
Massachusetts	21	18 (4)	3	
California	19	17 (5)	2	
New Jersey	16	16	-	
Minnesota	11	8 (2)	3	
Tennessee	10	6	4	
North Carolina	9	9	-	
Maryland	8	2 (2)	6	
Missouri	8	6 (1)	2	
Wisconsin	7	7	-	
Georgia	6	6	-	
Kentucky	6	6	-	
New Hampshire	5	5	-	
Colorado	4	4 (3)	-	
Washington	3	3 (2)	-	
Florida	2	2 (1)	-	
Kansas	2	2	-	
Texas	2	2 (2)	-	
Virginia	2	-	2	
Iowa	1	1	-	
Louisiana	1	1	-	
Utah	1	1 (1)	-	
West Virginia	1	1	-	
Wyoming	1	1 (1)	-	
Canada	2	1	1	
South Africa	<u>1</u>	-	<u>1</u>	
TOTAL:	494	410	84	

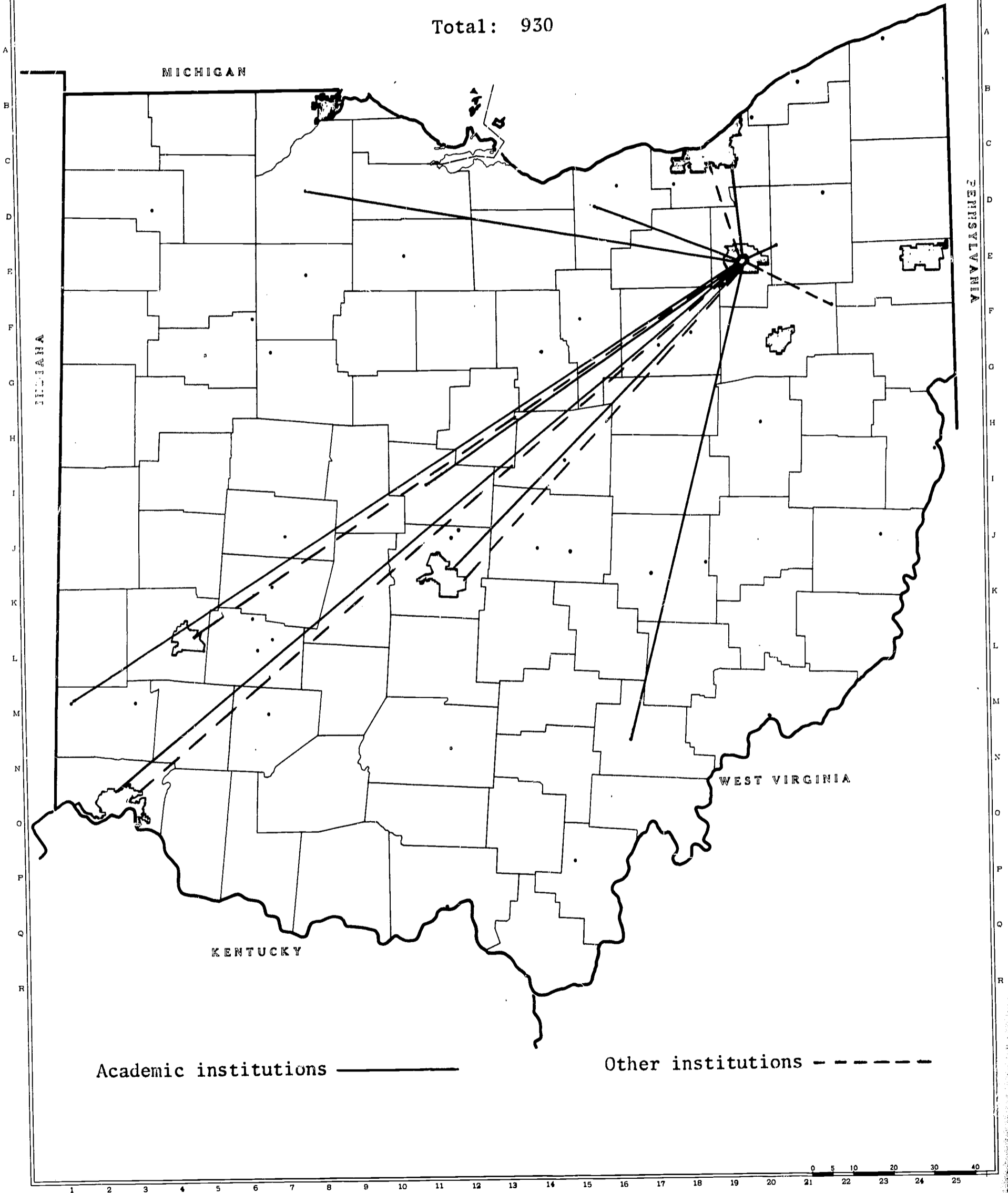
NOTE: Figures in parentheses () indicate theses or dissertations, and are included in the total for each academic institution.

1 2 3 4 5 6 7 8 9 10 11 12 13 14 15 16 17 18 19 20 21 22 23 24 25

UNIVERSITY OF AKRON

Borrowing Pattern Within Ohio

Total: 930



Academic institutions —————

Other institutions - - - - -

1 2 3 4 5 6 7 8 9 10 11 12 13 14 15 16 17 18 19 20 21 22 23 24 25

ASITABULA BRANCH
Kent State University
Borrowing Pattern

Ohio: 100%

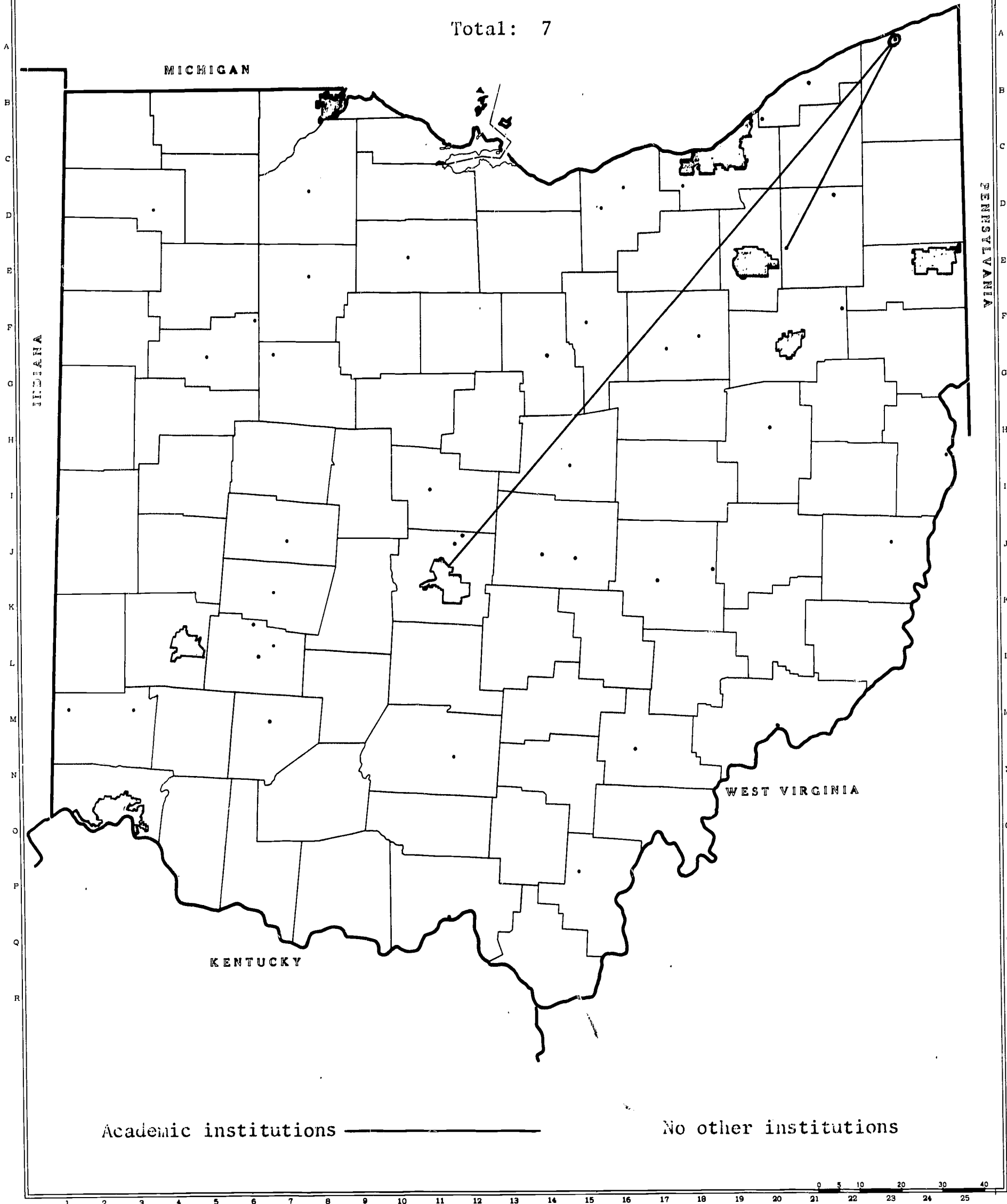
Academic: 100%

Kent (1)	6
Ohio State (1)	<u>1</u>
	7

NOTE: Figure in parentheses (1) indicates thesis or dissertation, and is included in the total for each academic library.

ASHTABULA BRANCH
Kent State University
Borrowing Pattern Within Ohio

Total: 7



Academic institutions ————

No other institutions

BALDWIN-WALLACE COLLEGE

Borrowing Pattern

Total: 32

Ohio: 75%

Out of State: 25%

Academic: 59%

C.W.R.U.	5
Oberlin	4
Ohio State	4
Cleveland State	2
Cincinnati	2
Antioch	1
Miami	<u>1</u>
TOTAL:	19

	Total	Academic 16%	Other 9%
Connecticut	1	1	-
D. C.	2	1	1
Maryland	1	-	1
Massachusetts	1	-	1
Michigan	1	1	-
New Jersey	1	1	-
West Virginia	<u>1</u>	<u>1</u> (1)	<u>-</u>
TOTAL	8	5	3

Other: 16%

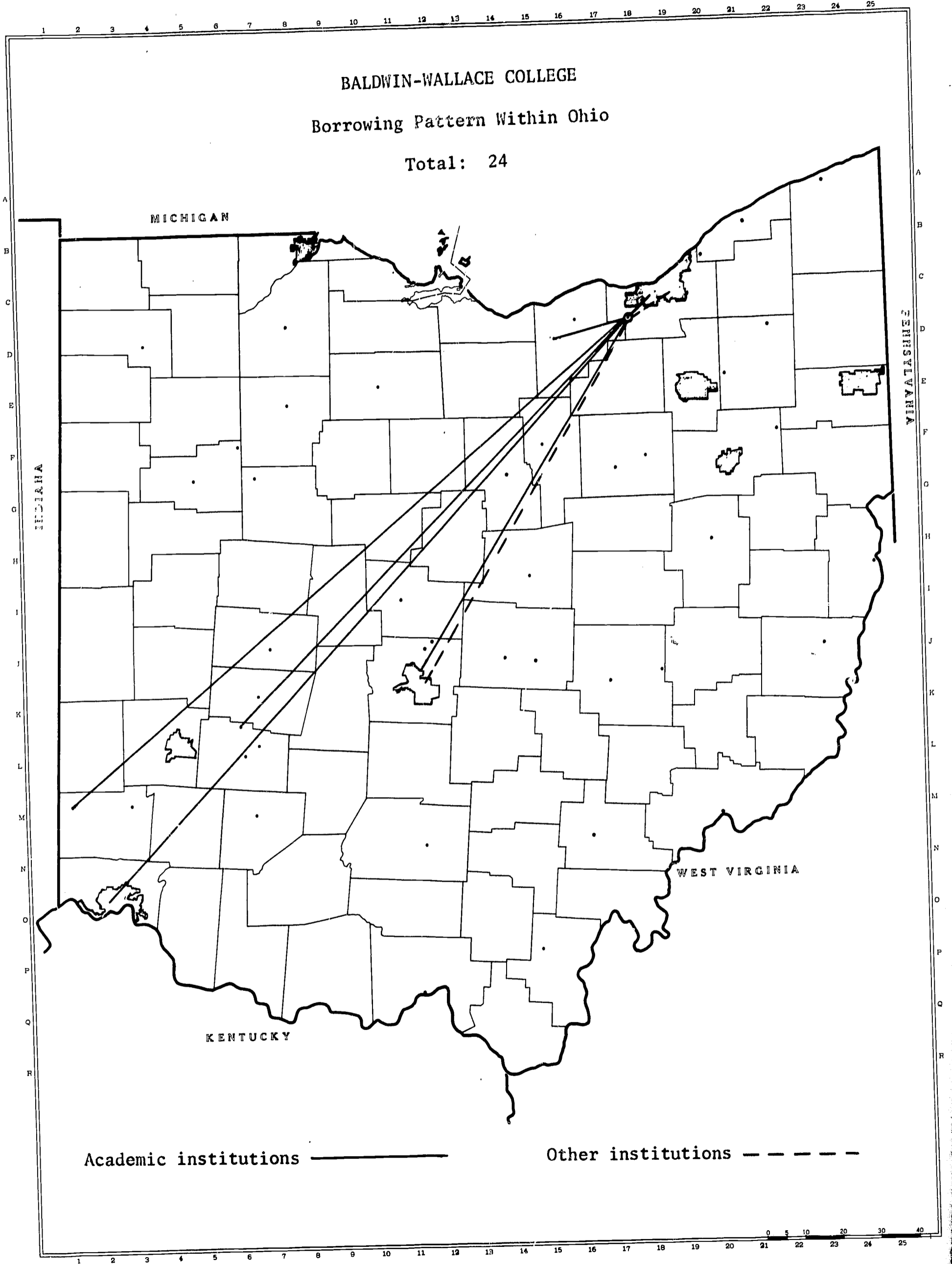
Cleveland	4
Columbus	<u>1</u>
TOTAL:	5

NOTE: Figure in parentheses (1) indicates thesis or dissertation, and is included in the total for that academic institution.

BALDWIN-WALLACE COLLEGE

Borrowing Pattern Within Ohio

Total: 24



BORROMEIO SEMINARY

Borrowing Pattern

Total: 7

Ohio: 100%

Academic: 100%

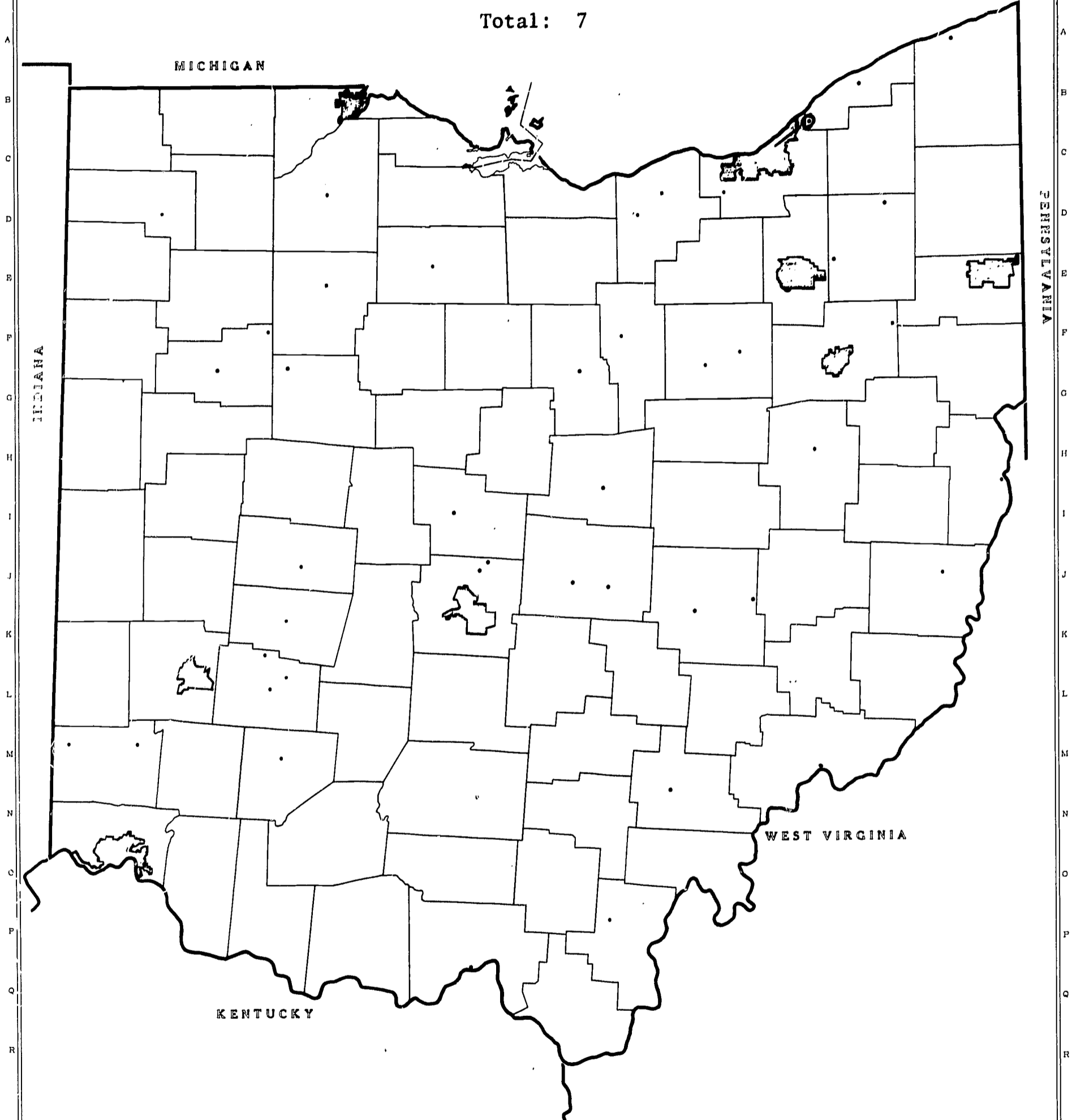
John Carroll	2
C.W.R.U.	2
St. John's	1
Ursuline	1
Notre Dame	<u>1</u>
TOTAL:	7

1 2 3 4 5 6 7 8 9 10 11 12 13 14 15 16 17 18 19 20 21 22 23 24 25

BORROMEO SEMINARY

Borrowing Pattern Within Ohio

Total: 7



Academic institutions _____

1 2 3 4 5 6 7 8 9 10 11 12 13 14 15 16 17 18 19 20 21 22 23 24 25

CASE WESTERN RESERVE UNIVERSITY

Borrowing Pattern

Total: 1,415

Ohio: 27%

Out of State: 73%

Academic: 23%

Academic 36%

Other 37%

Total

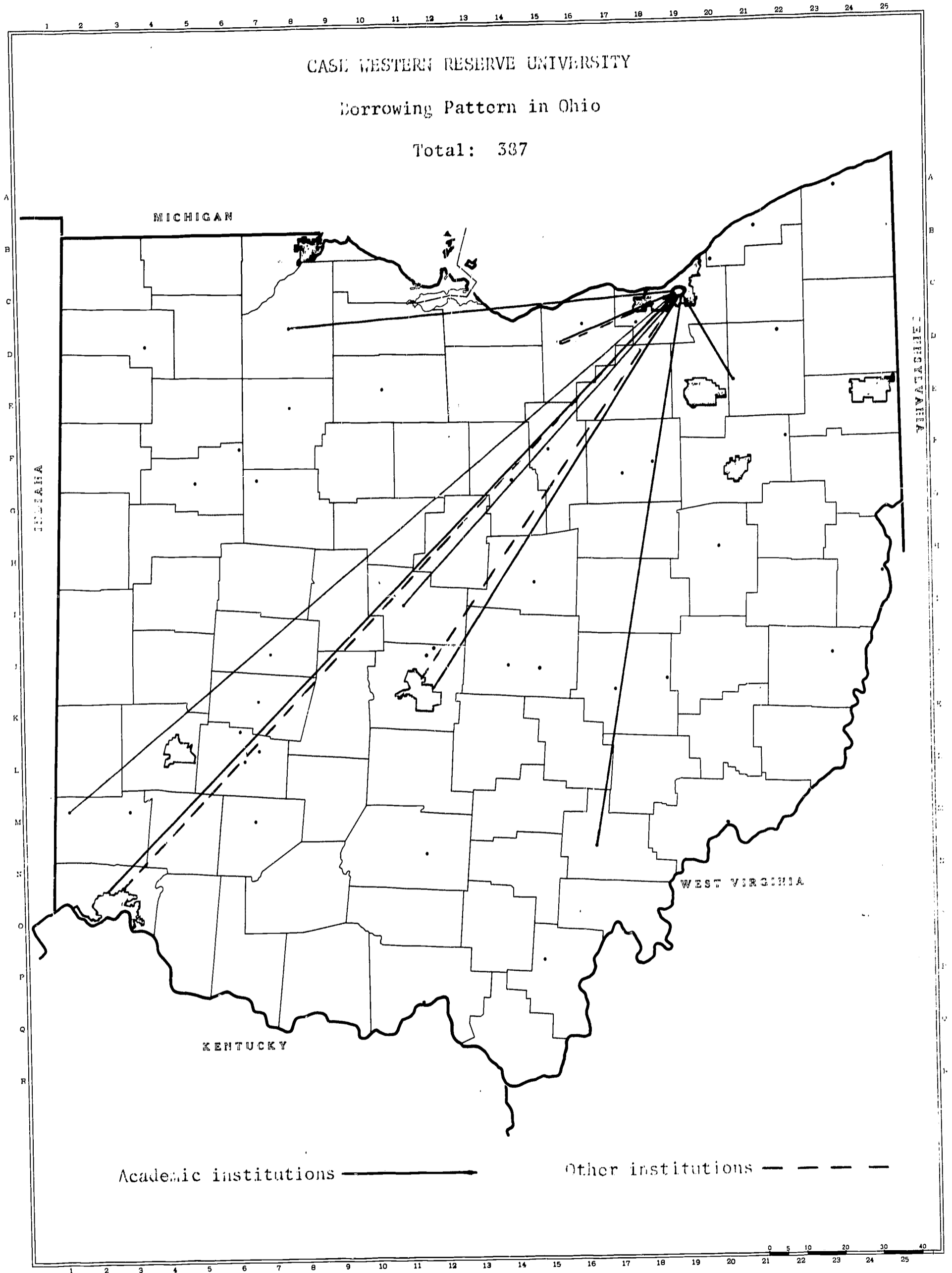
Ohio State (6)	137			
Oberlin	67	Missouri	222	2 (2) 220
Cincinnati	47	Michigan	127	67 (6) 60
Miami	22	New York	107	39 (19) 68
Cleveland State	12	D. C.	103	2 (1) 101
John Carroll	11	Illinois	89	61 (13) 28
Kent	11	Massachusetts	62	60 (29) 2
C. H. S. L.	5	Pennsylvania	48	46 (24) 2
Ohio Wesleyan	4	California	44	42 (15) 2
Ohio University	2	Minnesota	29	29 (3) -
Bowling Green	1	New Jersey	19	19 (3) -
Hebrew Union	1	Rhode Island	17	17 (1) -
Athenaeum	<u>1</u>	Tennessee	16	5 (5) 11
TOTAL:	321	Iowa	15	15 (3) -
		Maryland	15	6 (2) 9
Other: 4%		North Carolina	14	14 (3) -
Cleveland	52	Connecticut	12	12 (4) -
Columbus	11	Florida	11	11 -
Cincinnati	2	Wisconsin	11	9 (4) 2
Oberlin	<u>1</u>	Texas	10	10 (6) -
TOTAL:	66	Indiana	8	8 -
		Washington	8	8 (4) -
		Kansas	5	5 -
		Kentucky	4	4 (1) -
		Alabama	2	1 -
		Arizona	2	2 (2) -
		New Hampshire	2	2 -
		Georgia	1	1 (1) -
		Idaho	1	1 (1) -
		Louisiana	1	1 (1) -
		Nebraska	1	1 (1) -
		New Mexico	1	1 -
		South Carolina	1	1 -
		Virginia	1	1 (1) -
		Canada and abroad	<u>19</u>	<u>10</u> (10) <u>9</u>
		TOTAL:	1,028	513 515

NOTE: Figures in parentheses () indicate theses or dissertations, and are included in the total for each academic library.

CASE WESTERN RESERVE UNIVERSITY

Borrowing Pattern in Ohio

Total: 387



CLEVELAND HEALTH SCIENCES LIBRARIES

Borrowing Pattern

Total: 552

Ohio: 10%

Out of State: 90%

Academic: 8%

Academic
41%

Other
49%

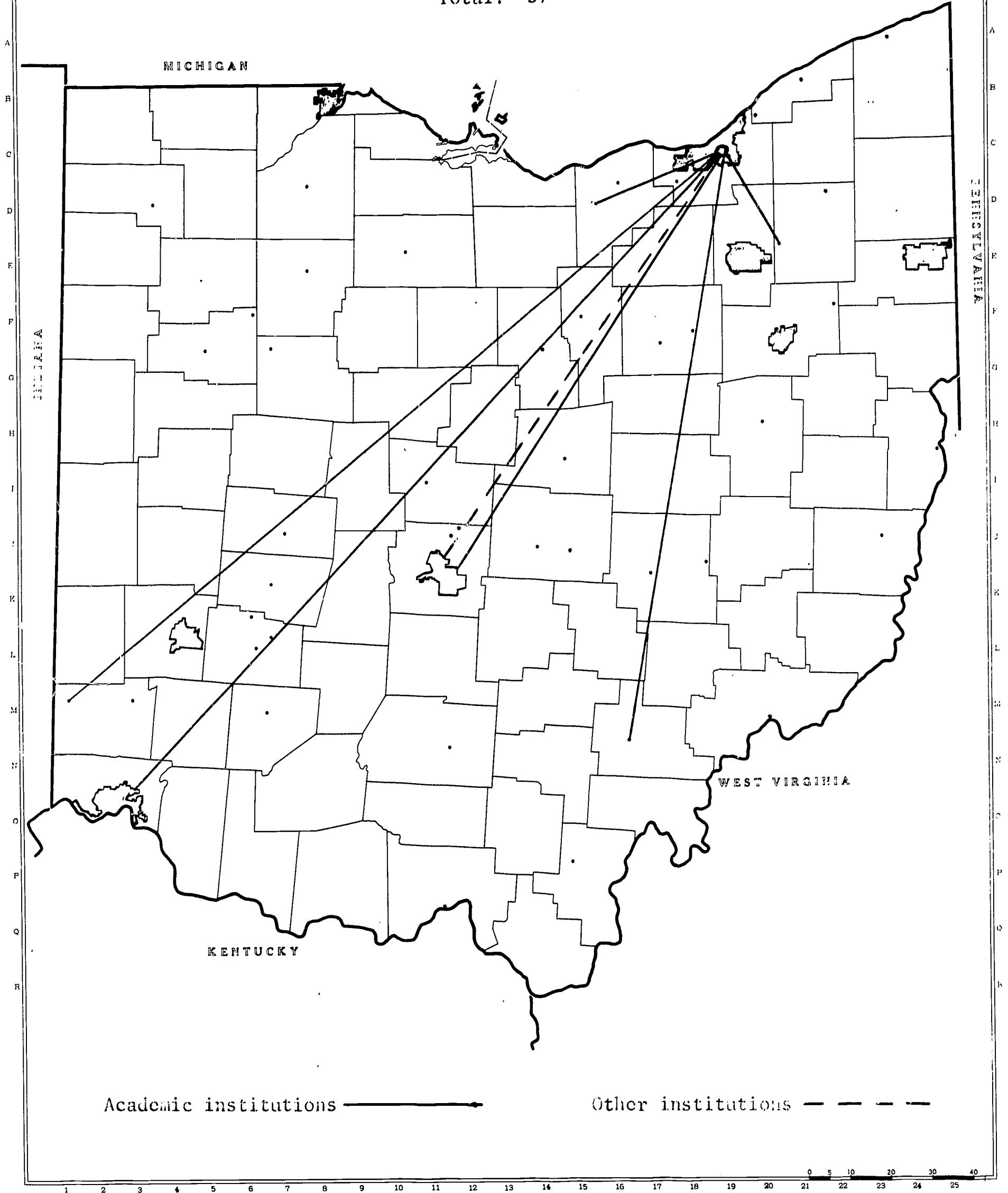
	Total	Academic 41%	Other 49%
Ohio State (3)	24		
Oberlin	6		
John Carroll	5		
Case Western Reserve	3		
Miami	3		
Cleveland State	2		
Kent	2		
Cincinnati	1		
Ohio University	<u>1</u>		
TOTAL:	47		
Other: 2%			
Columbus	7		
Cleveland	<u>3</u>		
TOTAL:	10		
Maryland	157	8	149
New York	106	44 (5)	62
Illinois	46	30 (3)	16
Michigan	20	17	3
New Jersey	19	11 (1)	8
Pennsylvania	18	11	7
Indiana	15	13 (1)	2
Kentucky	15	15 (1)	-
Massachusetts	14	8 (2)	6
Minnesota	11	4 (1)	7
Tennessee	8	8	-
Connecticut	7	6	1
D. C.	7	0	7
North Carolina	6	6	-
Virginia	6	6	-
Georgia	5	5	-
Wisconsin	5	5 (1)	-
California	4	4 (2)	-
Louisiana	4	4	-
Alabama	3	3	-
Colorado	3	3 (3)	-
Utah	3	3 (3)	-
Missouri	2	2	-
New Hampshire	2	2	-
Oregon	2	2 (2)	-
Nebraska	1	1	-
Rhode Island	1	1 (1)	-
South Carolina	1	1	-
Washington	1	1 (1)	-
Canada and abroad	<u>3</u>	<u>2</u> (1)	<u>1</u>
TOTAL:	495	226	269

NOTE: Figures in parentheses () indicate theses or dissertations, and are included in the total for each academic library.

CLEVELAND HEALTH SCIENCES LIBRARIES

Borrowing Pattern Within Ohio

Total: 57



Academic institutions ————>

Other institutions - - - - -

CLEVELAND STATE UNIVERSITY

Borrowing Pattern

Total: 1091

Ohio: 86%

Out of State: 14%

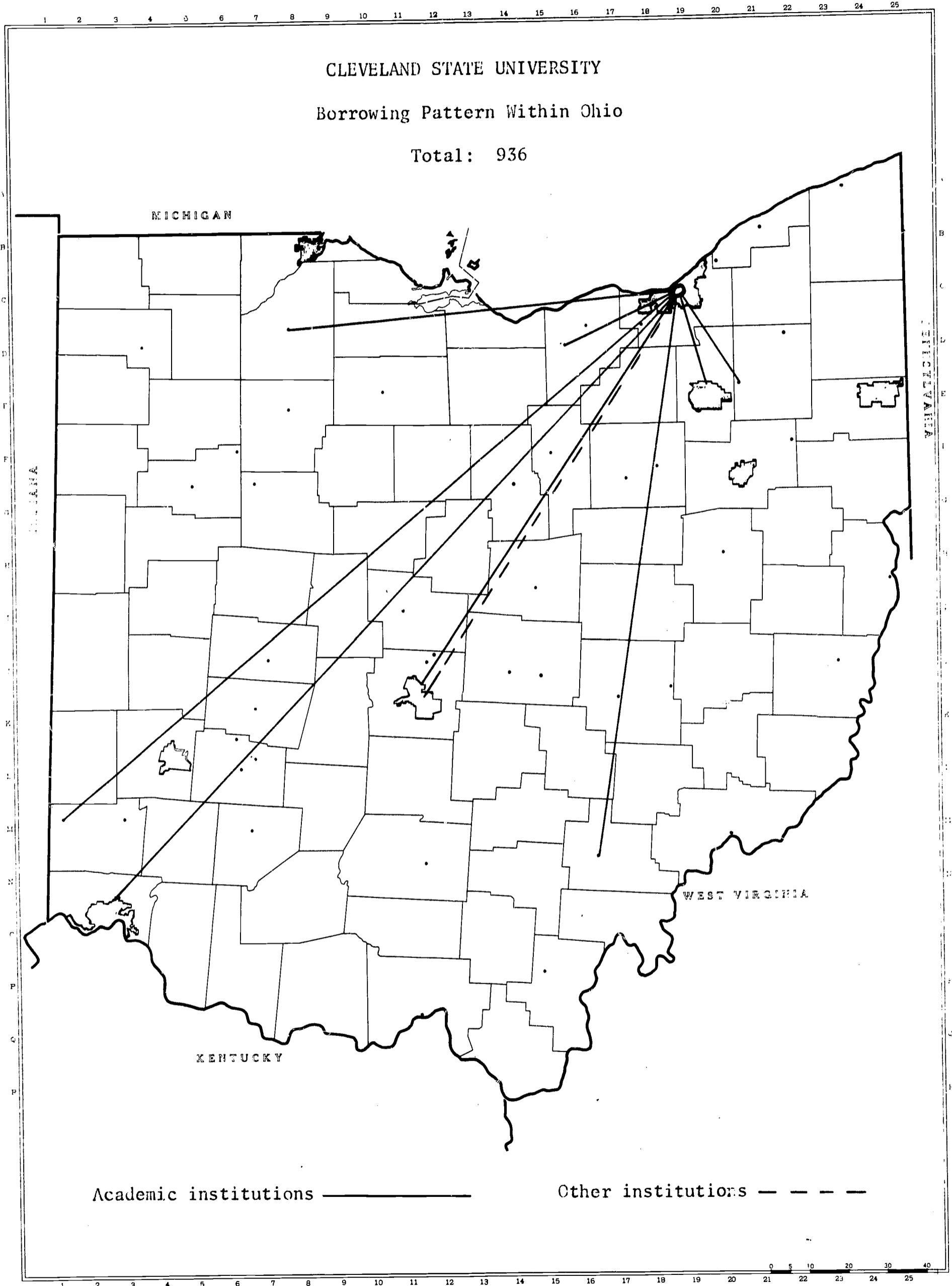
Academic: 83%

		Total	Academic 12%	Other 2%
C.W.R.U. (1)	706			
Freiberger	221	Illinois	27 (2)	1
C.H.S.L.	193	New York	24 (2)	3
Millis	146	Pennsylvania	14	3
Scars	142	California	9	4
Medicine	2	Michigan	8	1
Law	1	Connecticut	8 (1)	-
Nursing	1	Indiana	6 (2)	-
Ohio State	131	Maryland	5	1
Oberlin	23	Massachusetts	5	3
Miami	14	D. C.	2 (2)	3
Cincinnati	12	New Jersey	4	-
John Carroll	7	Colorado	3	-
Akron	6	Iowa	3 (1)	-
Kent	5	Texas	3	-
Bowling Green	1	Florida	2	1
Ohio University	1	Georgia	2	-
St. John's	1	Tennessee	2	-
Ursuline	<u>1</u>	Kansas	1	-
TOTAL:	908	Missouri	1	-
		New Mexico	1 (1)	-
		North Carolina	-	1
		Oklahoma	1 (1)	-
		Utah	1	-
		Canada	<u>5</u>	<u>5</u>
Other: 3%		TOTAL	129	26
Cleveland	27			
Columbus	<u>1</u>			
TOTAL:	28			

NOTE: Figures in parentheses () indicate theses or dissertations, and are included in the total for each academic library.

CLEVELAND STATE UNIVERSITY
Borrowing Pattern Within Ohio

Total: 936



Academic institutions —————

Other institutions - - - - -

CUYAHOGA COMMUNITY COLLEGE

Borrowing Pattern

Total: 23

Ohio: 43%

Out of State: 57%

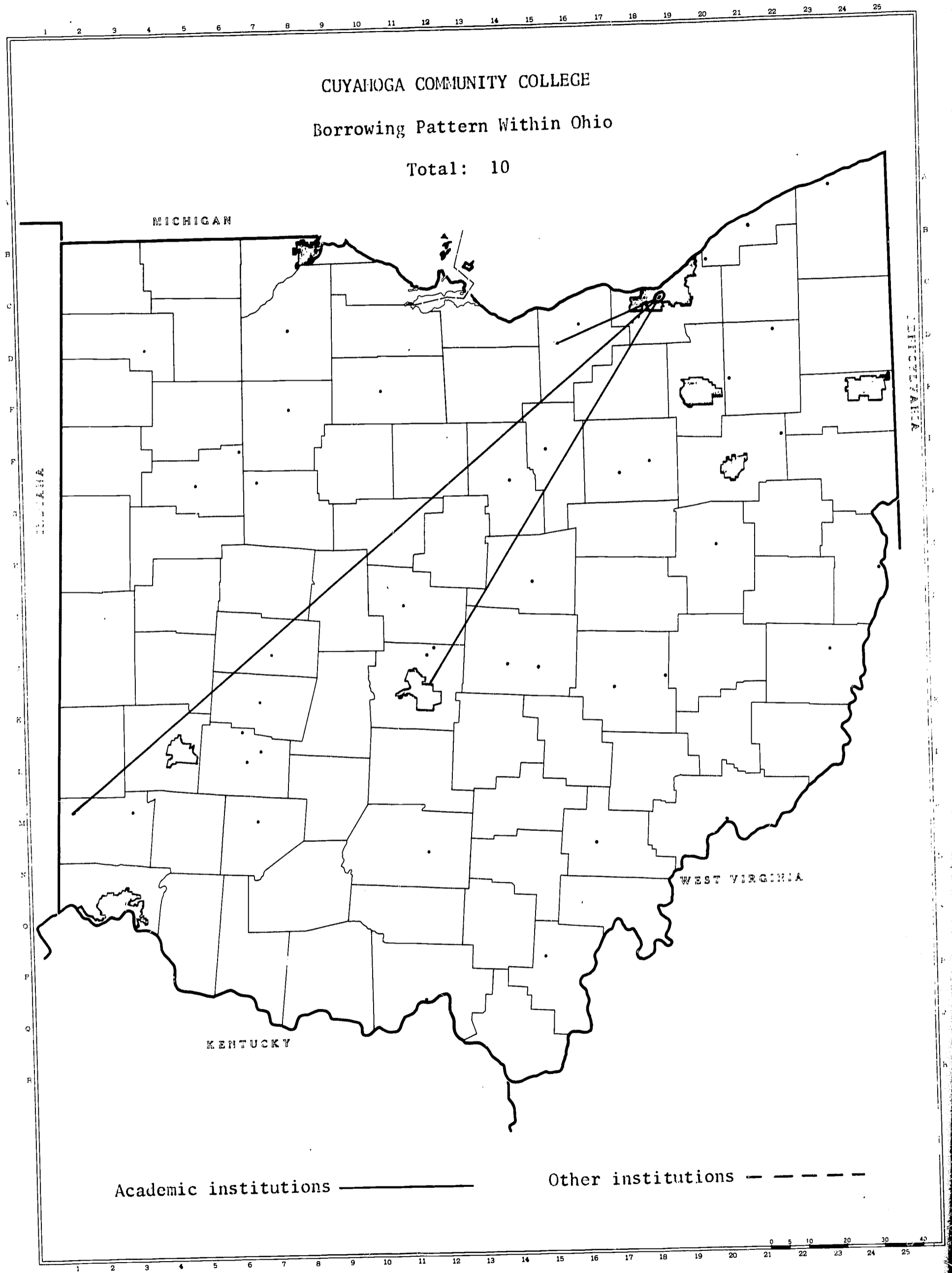
Academic: 43%

			Total	Academic 30%	Other 27%
Ohio State (1)	6	D. C.	6	-	6
Oberlin	2	New York	3	3 (3)	-
C.W.R.U.	1	Connecticut	1	1	-
Miami	<u>1</u>	Illinois	1	1 (1)	-
TOTAL:	10	North Carolina	1	1	-
		Pennsylvania	<u>1</u>	<u>1</u>	-
		TOTAL:	13	7	6

NOTE: Figures in parentheses () indicate theses or dissertations, and are included in the total for each academic institution.

CUYAHOGA COMMUNITY COLLEGE
Borrowing Pattern Within Ohio

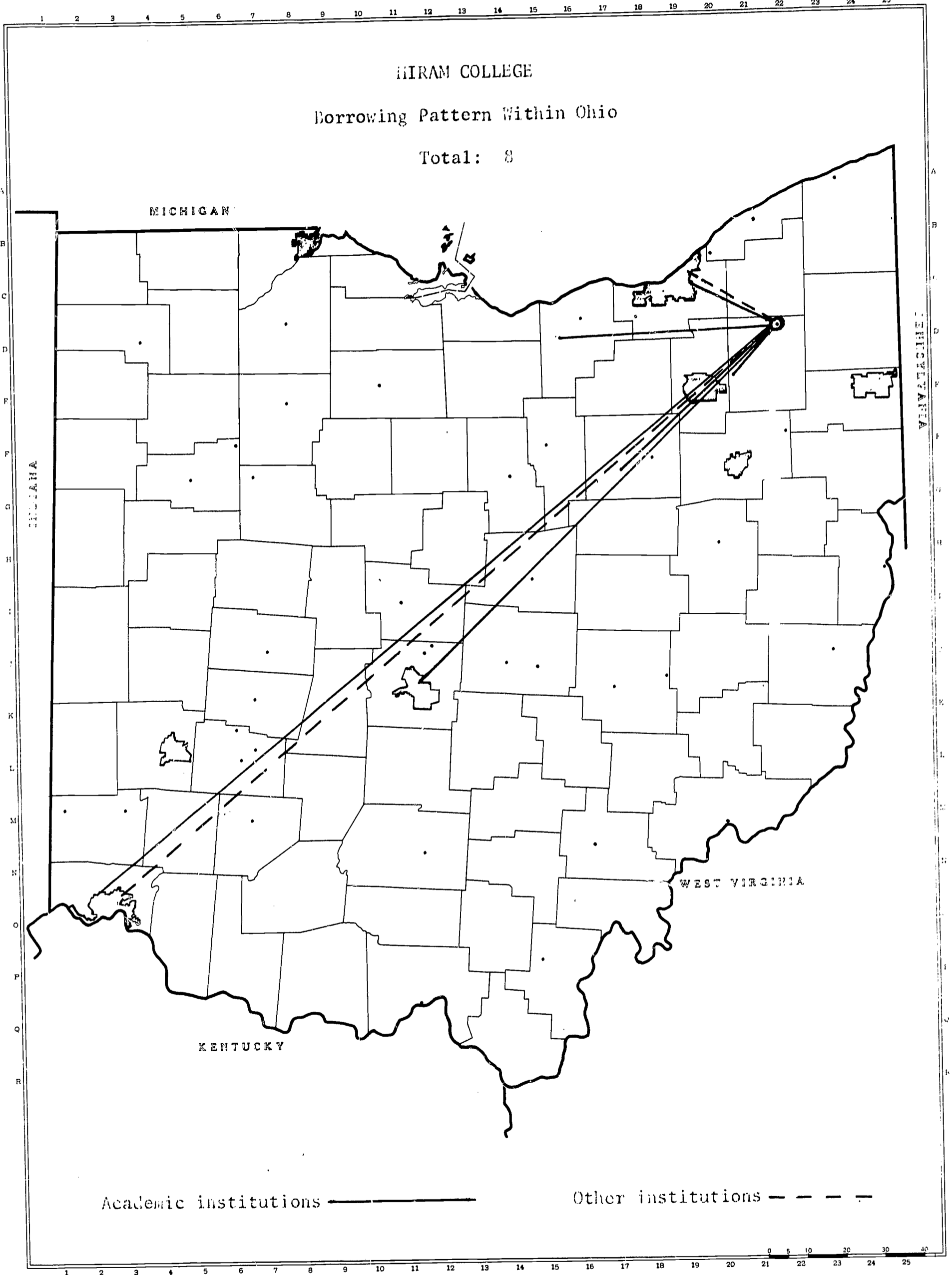
Total: 10



HIRAM COLLEGE

Borrowing Pattern Within Ohio

Total: 8



Academic institutions —————

Other institutions - - - - -

HIRAM COLLEGE
Borrowing Pattern

Total: 91

Ohio: 73%

Out of State: 27%

Academic: 64%		Total	Academic 18%	Other 9%	
Kent (3)	23	D. C.	5	-	5
Ohio State	13	Pennsylvania	5	5 (3)	-
Oberlin	9	Connecticut	4	4	-
Cincinnati	8	Illinois	4	4 (1)	-
Wooster	3	Maryland	3	-	3
C.W.R.U.	1	Massachusetts	1	1	-
Xavier	<u>1</u>	Missouri	1	1	-
TOTAL:	58	Tennessee	1	1 (1)	-
		Texas	<u>1</u>	<u>1</u> (1)	-
		TOTAL:	25	17	8
Other: 9%					
Cleveland	7				
Cincinnati	<u>1</u>				
TOTAL:	8				

NOTE: Figures in parentheses () indicate theses or dissertations, and are included in the total for each academic library.

JOHN CARROLL UNIVERSITY

Borrowing Pattern

Total: 116

Ohio: 59%

Out of State: 41%

Academic: 48%

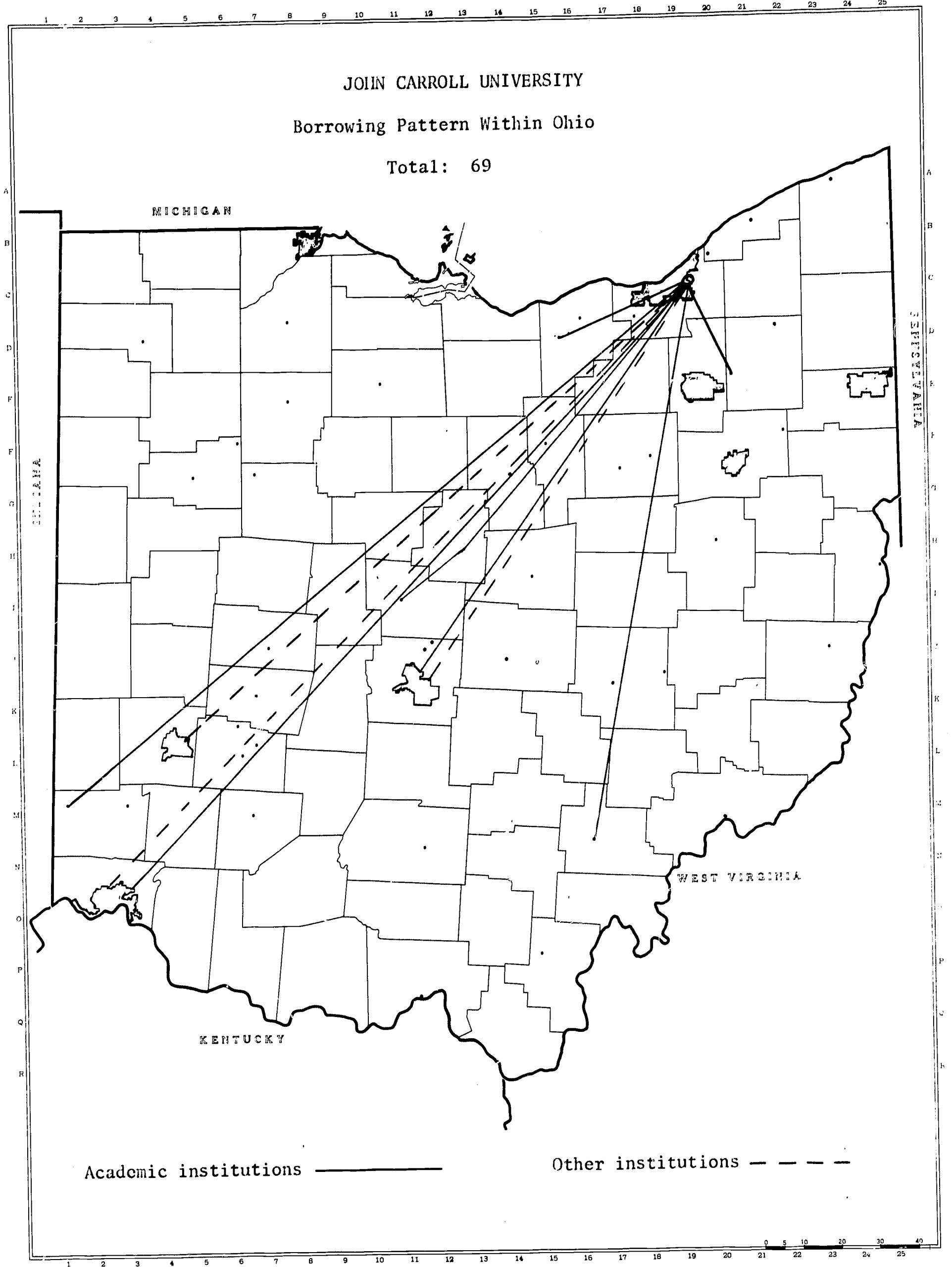
Total Academic 33% Other 8%

			Total	Academic 33%	Other 8%
Oberlin	10	D. C.	9	2 (2)	7
Ohio State (2)	10	Massachusetts	9	9	-
Kent	10	Illinois	5	5 (3)	-
Cincinnati	9	Indiana	4	4 (4)	-
C.W.R.U.	9	Michigan	4	4	-
Miami	4	New York	3	2 (1)	1
Cleveland State	2	Florida	2	2 (1)	-
Ohio University	1	Missouri	2	2 (2)	-
Ohio Wesleyan	<u>1</u>	California	1	1 (1)	-
TOTAL:	56	Colorado	1	1	-
		Connecticut	1	1	-
Other: 11%		Louisiana	1	1	-
Cincinnati	5	Minnesota	1	1 (1)	-
Columbus	5	New Jersey	1	1	-
Cleveland	2	Pennsylvania	1	1 (1)	-
Dayton	<u>1</u>	Tennessee	1	1 (1)	-
TOTAL:	13	Canada	<u>1</u>	-	<u>1</u>
		TOTAL:	47	38	9

NOTE: Figures in parentheses () indicate theses or dissertations, and are included in the total for each academic library.

JOHN CARROLL UNIVERSITY
Borrowing Pattern Within Ohio

Total: 69



Academic institutions —————

Other institutions - - - - -

KENT STATE UNIVERSITY

Borrowing Pattern

Total: 3470

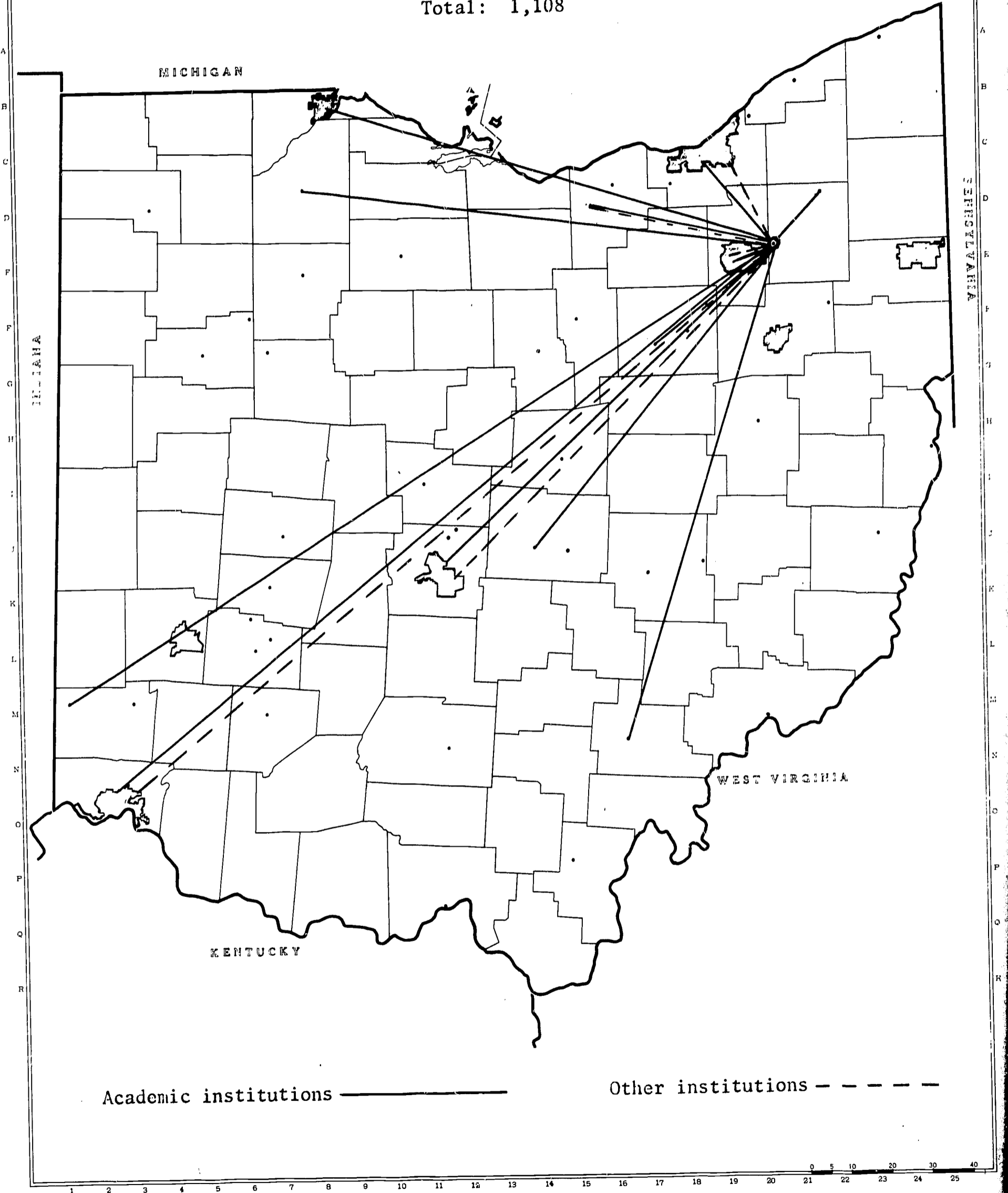
Ohio: 32%		Out of State: 68%		
Academic: 31%		Total	Academic 61%	Other 7%
Ohio State (16)	655	Iowa	478 (16)	-
C.W.R.U. (2)	108	Michigan	312 (5)	2
Oberlin	69	Illinois	247 (20)	2
Cincinnati	59	California	237 (26)	6
Akron	43	Massachusetts	213 (21)	1
Ohio University (7)	43	D. C.	11 (6)	173
Miami	42	New York	68 (24)	34
Hiram	17	Indiana	61 (25)	3
Wooster	12	Pennsylvania	60 (14)	4
Hebrew Union	7	Washington	37 (6)	1
Bowling Green (2)	2	Connecticut	35 (4)	-
Denison	1	Minnesota	31 (4)	4
St. John's (1)	1	Texas	30 (14)	-
Toledo (1)	1	Missouri	23 (2)	5
Xavier	1	Wisconsin	21 (5)	5
TOTAL:	1,061	Kansas	23 (5)	1
		Oregon	20 (4)	-
		Louisiana	18 (3)	-
		Florida	17 (7)	-
		Alabama	16 (7)	-
		Virginia	16 (2)	-
		Colorado	14 (3)	-
		Maryland	7	7
		Arizona	13 (2)	-
		Tennessee	12 (7)	1
		New Jersey	10 (2)	2
		North Carolina	11 (5)	-
		Utah	8 (6)	-
		Nebraska	7 (4)	-
		Arkansas	6 (1)	-
		Oklahoma	6 (1)	-
		Georgia	5 (2)	-
		Kentucky	3	2
		Idaho	4 (1)	-
		Montana	4 (3)	-
		South Carolina	4	-
		Mississippi	3 (2)	-
		Wyoming	3	-
		New Mexico	2 (1)	-
		North Dakota	1 (2)	1
		South Dakota	2 (2)	-
		West Virginia	2 (2)	-
		Delaware	-	1
		Maine	1	-
		Rhode Island	1	-
		Vermont	1	-
		Canada & abroad	8 (3)	8
		TOTAL:	2,099	263
			2,362	

NOTE: Figures in parentheses () indicate theses or dissertations, and are included in the total for each academic library.

KENT STATE UNIVERSITY

Borrowing Pattern Within Ohio

Total: 1,108



Academic institutions —————

Other institutions - - - - -

LAKE ERIE COLLEGE

Borrowing Pattern

Total: 48

Ohio: 83%

Out of State: 17%

Academic: 62%

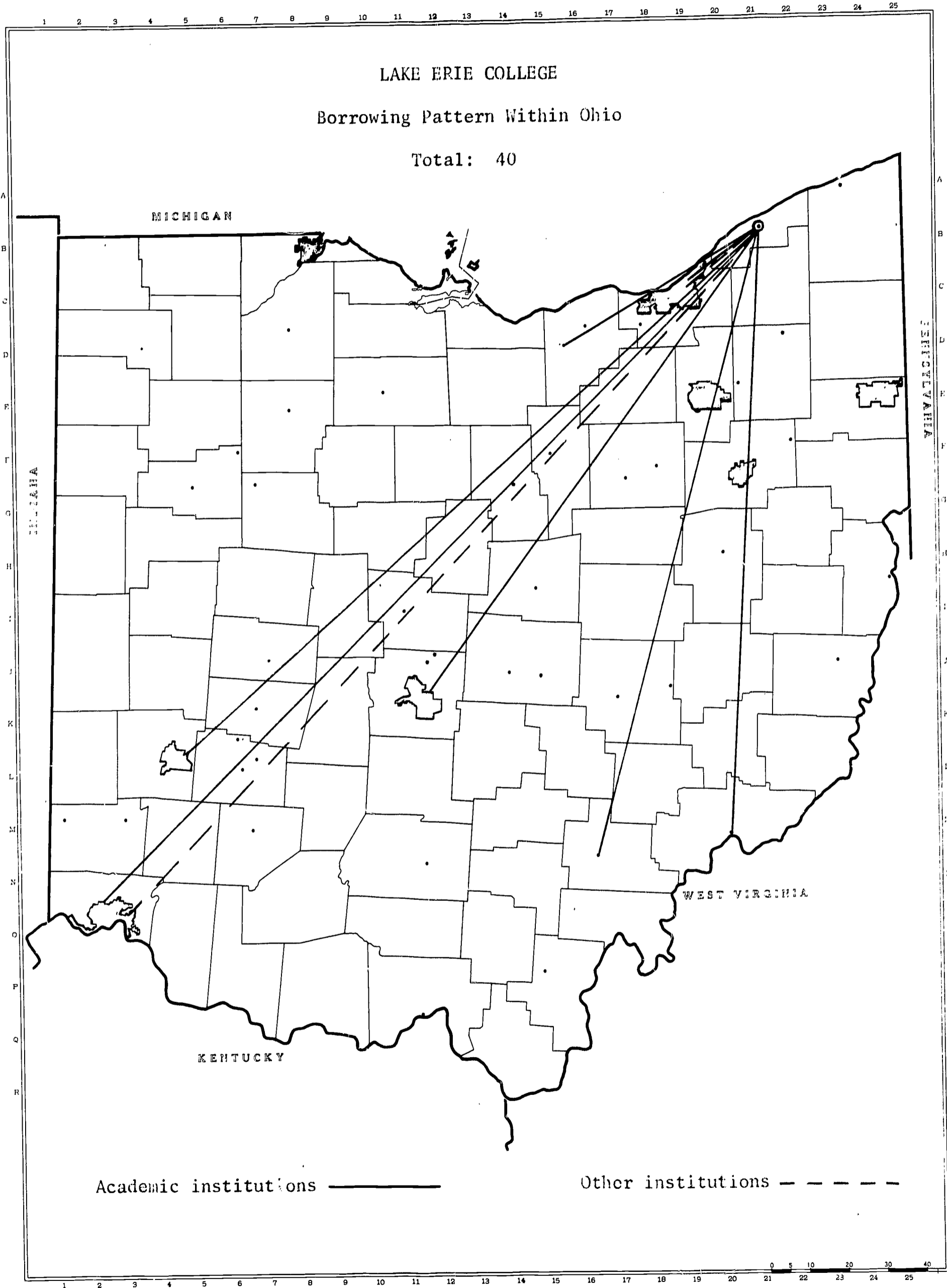
Cincinnati	9
C.W.R.U.	9
Marietta	3
Ohio State	2
Xavier	2
Dayton	1
Hebrew Union	1
John Carroll	1
Oberlin	1
Ohio University	<u>1</u>
TOTAL:	30

	Total	Academic 8.5%	Other 8.5%
Illinois	3	-	3
New York	2	2 (2)	-
Michigan	1	1 (1)	-
Pennsylvania	1	-	1
Wisconsin	<u>1</u>	<u>1</u>	<u>1</u>
TOTAL:	8	4	4

Other: 21%

Cleveland	8
Cincinnati	<u>2</u>
TOTAL:	10

NOTE: Figures in parentheses () indicate theses or dissertations, and are included in the total for each academic library.



MALONE COLLEGE

Borrowing Pattern

Total: 55

Ohio: 58%

Out of State: 42%

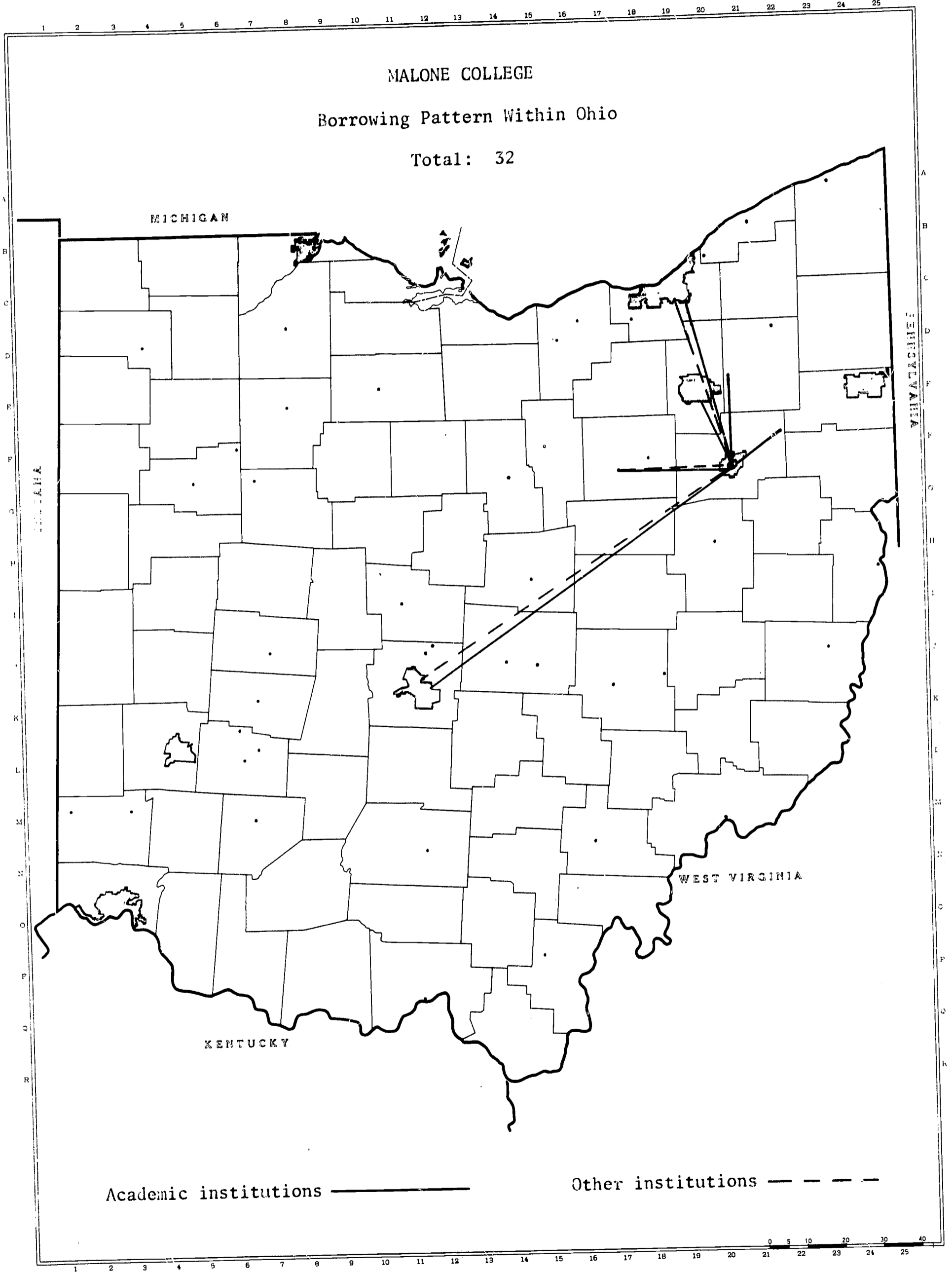
Ohio: 58%		Out of State: 42%		
Academic: 40%		Total	Academic 40%	Other 2%
Kent State	11	Massachusetts	12	-
Ohio State	4	New York	4 (2)	-
Mount Union	3	California	2	-
Wooster	3	Indiana	2	-
Akron	<u>1</u>	Colorado	1 (1)	-
TOTAL:	22	D. C.	-	1
		Illinois	<u>1</u>	-
		TOTAL:	23	1
Other: 18%				
Columbus	6			
Cleveland	2			
Canton	1			
Wooster	<u>1</u>			
TOTAL:	10			

NOTE: Figures in parentheses () indicate theses or dissertations, and are included in the total for each academic library.

MALONE COLLEGE

Borrowing Pattern Within Ohio

Total: 32



Academic institutions —————

Other institutions - - - - -

MOUNT UNION COLLEGE

Borrowing Pattern

Total: 19

Ohio: 89%

Out of State: 11%

Academic: 89%

Academic
11%

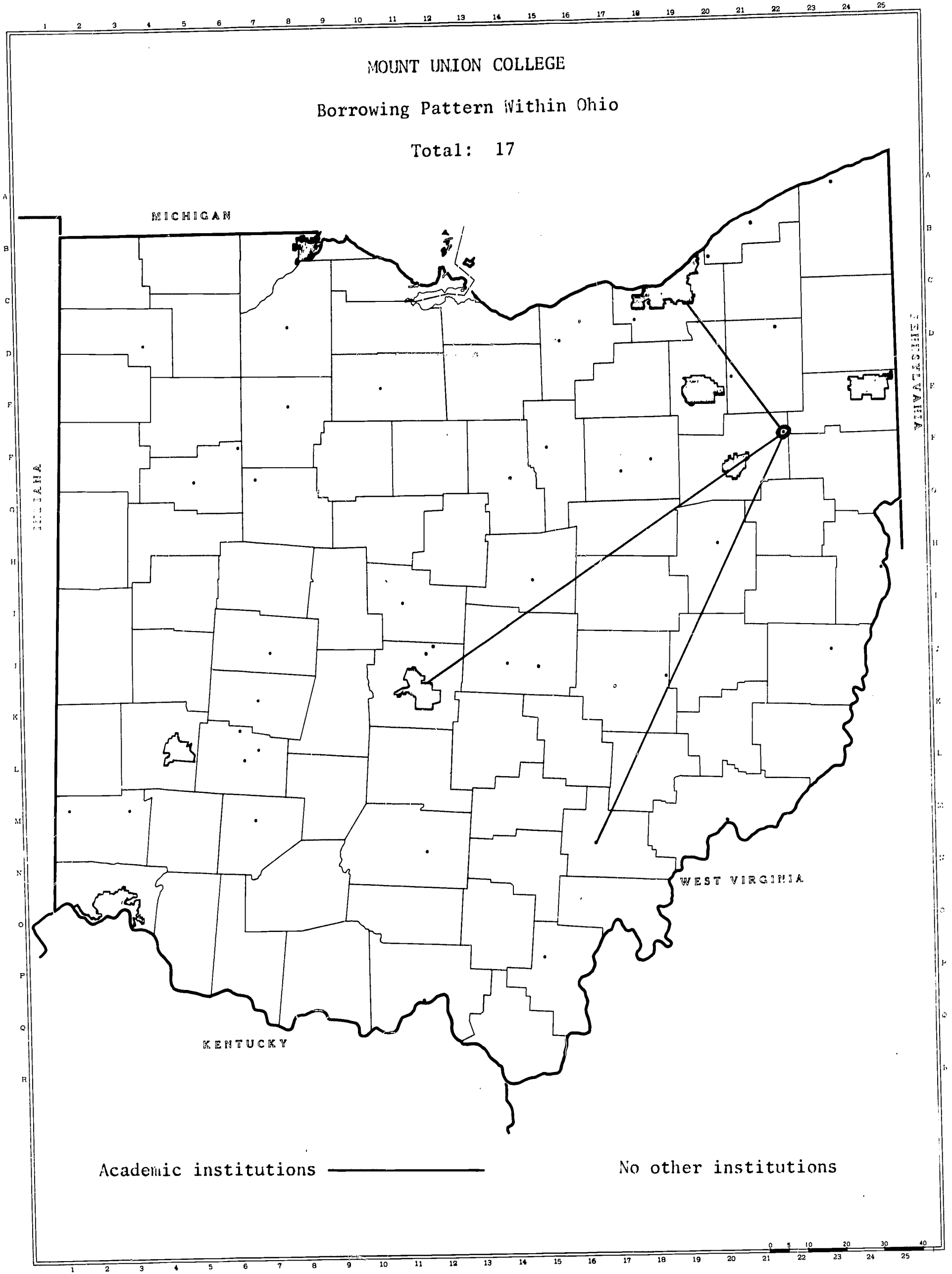
Ohio State	14
C.W.R.U.	2
Ohio University	<u>1</u>
TOTAL:	17

	Total	Academic
Indiana	1	1 (1)
Michigan	<u>1</u>	<u>1</u>
TOTAL:	2	2

NOTE: Figure in parenthesis (1) indicates thesis or dissertation, and is included in the total for that academic library.

MOUNT UNION COLLEGE
Borrowing Pattern Within Ohio

Total: 17



Academic institutions —————

No other institutions - - - - -

ST. JOHN COLLEGE OF CLEVELAND

Borrowing Pattern

Total: 62

Ohio: 10%

Out of State: 90%

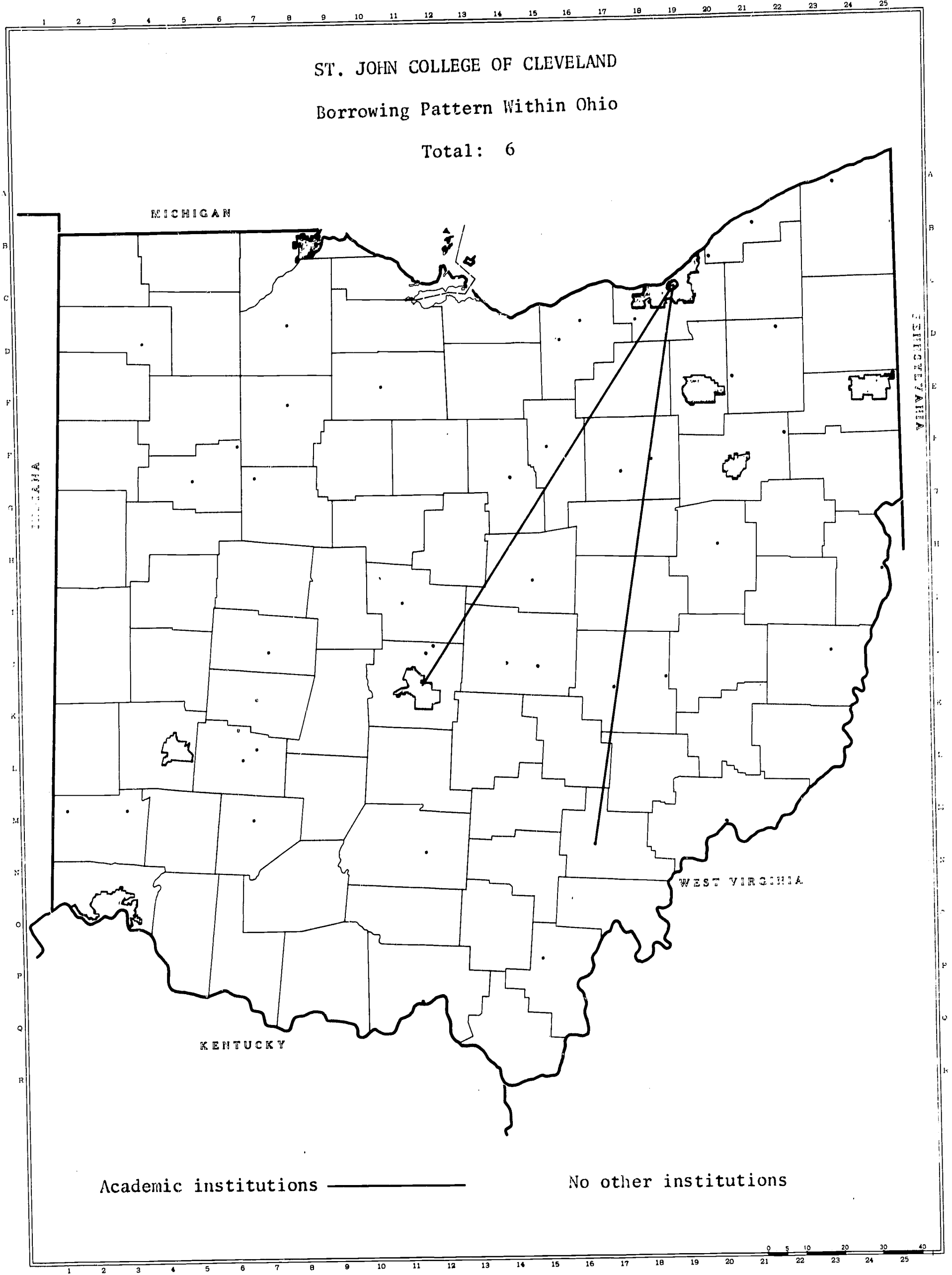
Ohio: 10%		Out of State: 90%		
Academic: 10%		Total	Academic 88%	Other 2%
Ohio State (4)	4	California	13 (13)	-
Ohio University (1)	1	Connecticut	6 (6)	-
C.W.R.U.	<u>1</u>	D. C.	4 (4)	-
TOTAL:	6	Massachusetts	4 (4)	-
		Missouri	4 (4)	-
		Wisconsin	4 (4)	-
		Illinois	3 (3)	-
		Utah	3 (3)	-
		Georgia	2 (2)	-
		Iowa	2 (2)	-
		Maryland	2 (2)	-
		Minnesota	2 (2)	-
		Tennessee	2 (2)	-
		Alabama	1 (1)	-
		Indiana	1 (1)	-
		Michigan	-	1
		Pennsylvania	1 (1)	-
		Washington	<u>1</u> (1)	<u>1</u>
		TOTAL:	56	1

NOTE: Figures in parentheses () indicate theses or dissertations, and are included in the total for each academic library.

ST. JOHN COLLEGE OF CLEVELAND

Borrowing Pattern Within Ohio

Total: 6



Academic institutions ————

No other institutions

COLLEGE OF WOOSTER

Borrowing Pattern

Total: 441

Ohio: 58%

Out of State: 42%

Academic: 26%

Total Academic 32% Other 10%

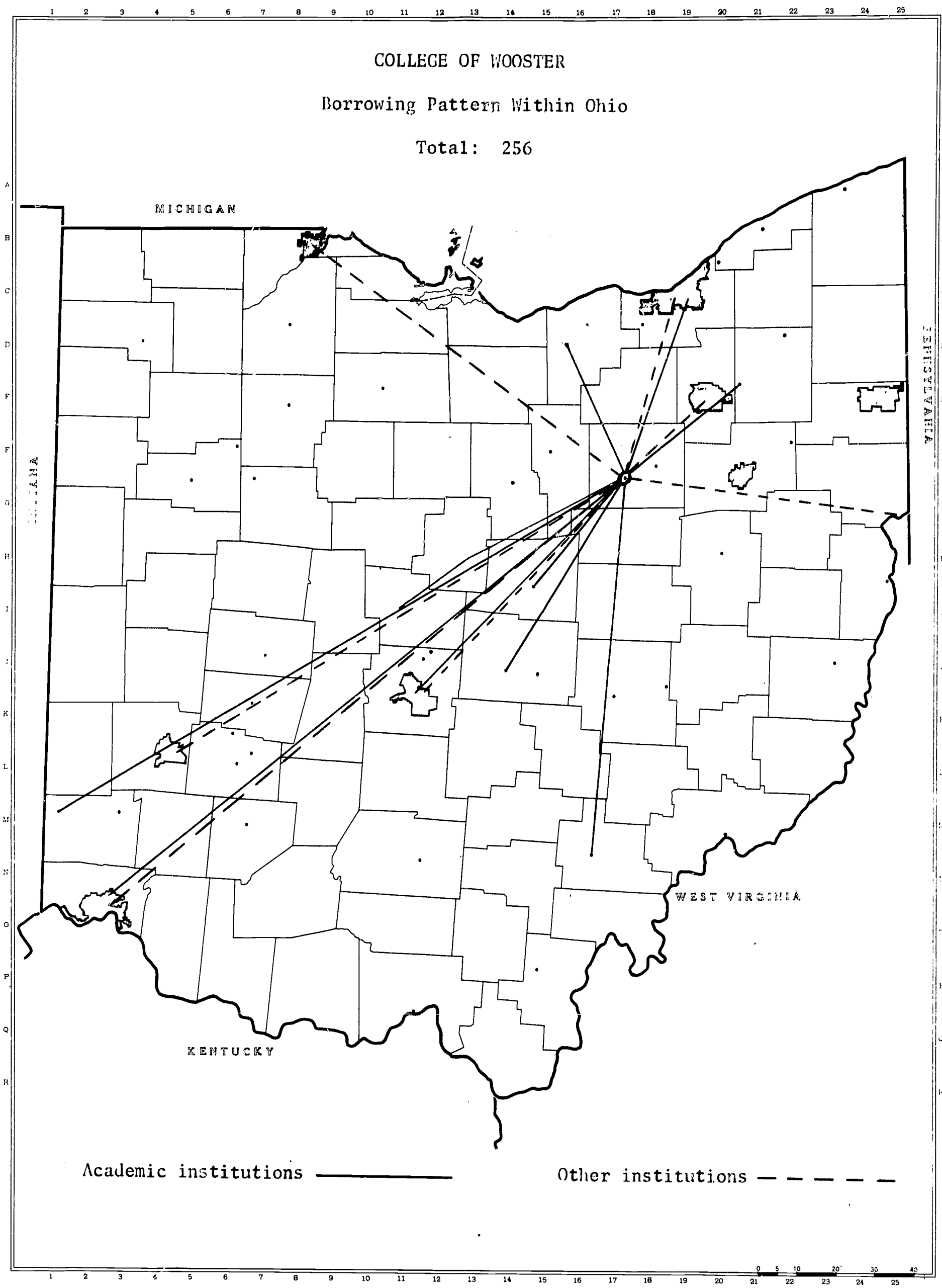
Ohio State (2)	29
Miami	18
Cincinnati	14
Ohio University	12
Kent State	9
Denison	8
Oberlin	8
C.W.R.U.	7
Ohio Wesleyan	5
Xavier	3
Kenyon	<u>1</u>
TOTAL:	114

Illinois	26	23	3
Massachusetts	22	20	2
D. C.	19	6 (1)	13
New York	19	13 (2)	6
Pennsylvania	19	15	4
Michigan	13	1	12
Connecticut	12	12	-
North Carolina	8	8	-
Virginia	7	7	-
Indiana	6	6 (1)	-
California	5	2	3
Rhode Island	5	5 (1)	-
Colorado	4	4	-
Maryland	4	3	1
Kansas	3	3	-
New Jersey	3	2	1
Missouri	2	2	-
New Hampshire	2	2	-
Iowa	1	-	1
Kentucky	1	1	-
Maine	1	1	-
Minnesota	1	1	-
Tennessee	1	1	-
West Virginia	<u>1</u>	<u>1</u>	<u>-</u>
TOTAL:	185	139	46

Other: 32%

Wooster	61
Columbus	32
Cleveland	26
Cincinnati	13
Dayton	3
Toledo	3
Akron	2
East Liverpool	<u>2</u>
TOTAL:	142

NOTE: Figures in parentheses () indicate theses or dissertations, and are included in the total for each academic library.



YOUNGSTOWN STATE UNIVERSITY

Borrowing Pattern

Total: 75

Ohio: 53%

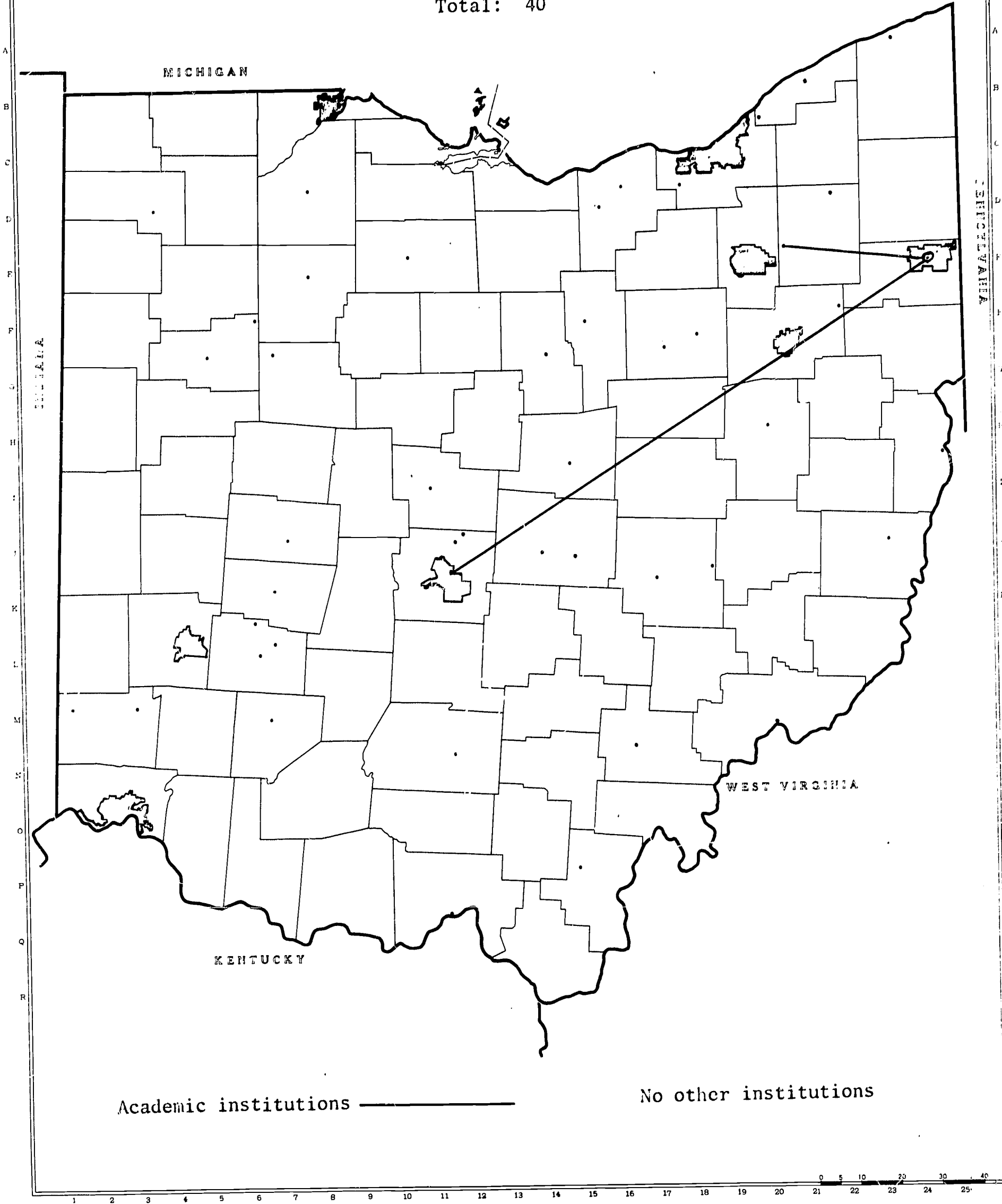
Out of State: 47%

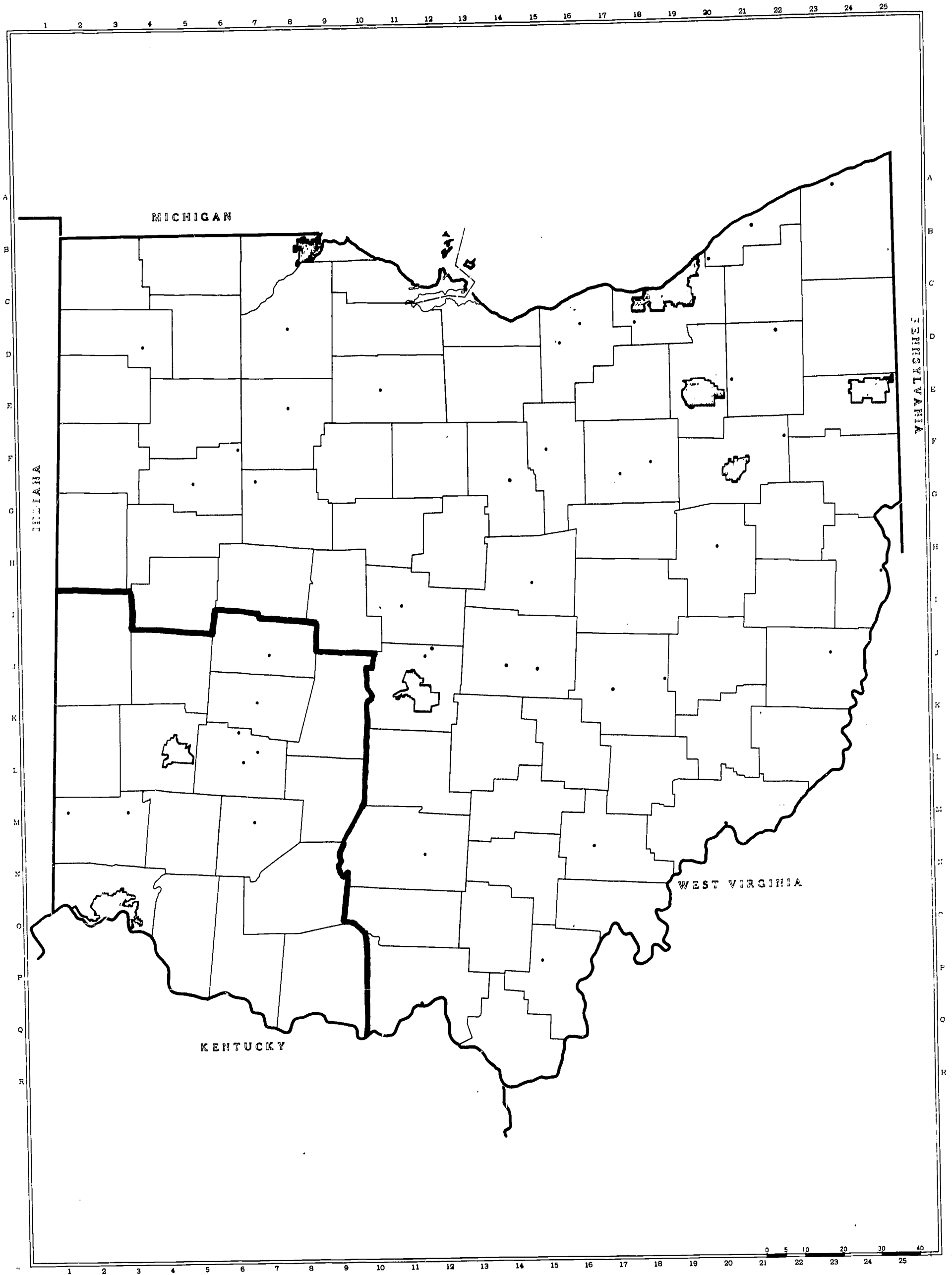
Academic: 53%

			Total	Academic 13%	Other 34%
Ohio State	25	D. C.	25	-	25
Kent State	<u>15</u>	Michigan	<u>10</u>	<u>10</u>	<u>-</u>
TOTAL:	40	TOTAL:	35	10	25

YOUNGSTOWN STATE UNIVERSITY
Borrowing Pattern Within Ohio

Total: 40





SOUTH WEST

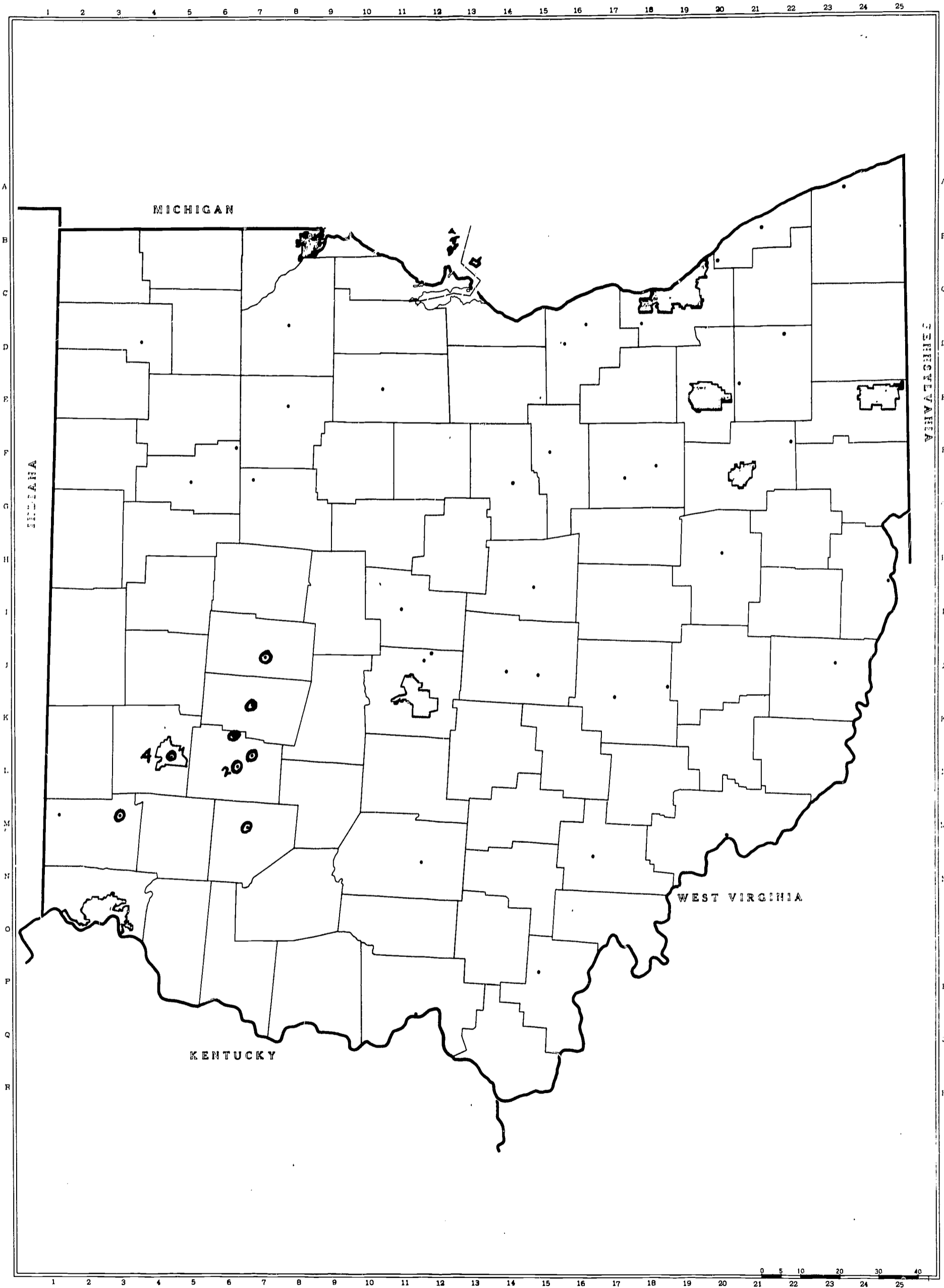
Middletown (Miami)	25,000
Urbana	33,000
Wilberforce	38,000
Cedarville	39,000
Western	64,001
Wilmington	68,500
Central State	100,000
Antioch	160,976
Wittenberg	165,348
Miami	472,176

Cincinnati:

Cincinnati Bible	20,000
Ohio Coll. of App. Science	20,000
Our Lady of Cincinnati	42,127
Mt. St. Joseph	78,300
Athenaeum	100,000
Xavier	160,672
Hebrew Union	200,000
Cincinnati	1,000,877

Dayton:

Sinclair Community	17,000
United Theological	67,000
Wright State	115,000
Dayton	230,000



Academic Libraries in
Dayton-Miami Valley Consortium

Antioch - Yellow Springs

Cedarville - Cedarville

Urbana - Urbana

Middletown (Miami) - Middletown

Wilmington - Wilmington

Wittenberg - Springfield

Dayton:

Sinclair

United Theological Seminary

University of Dayton

Wright State University

Wilberforce:

Central State University

Wilberforce University

ATHENAEUM OF OHIO

Borrowing Pattern

Total: 4

Ohio: 25%

Out of State: 75%

Academic: - 0 -

Academic: 75%

Other: 25%

Indiana

2

New York

1

Cincinnati

1

TOTAL:

3

HEBREW UNION COLLEGE

Borrowing Pattern

Total: 31

Out of State: 100%

	Academic 39%	Other 61%
New York	12	-
Not given	<u>-</u>	<u>19</u>
Total:	12	19

ANTIOCH COLLEGE

Borrowing Pattern

Total: 369

Ohio: 60%

Out of State: 40%

Academic: 49%

Academic
36%

Total
4%

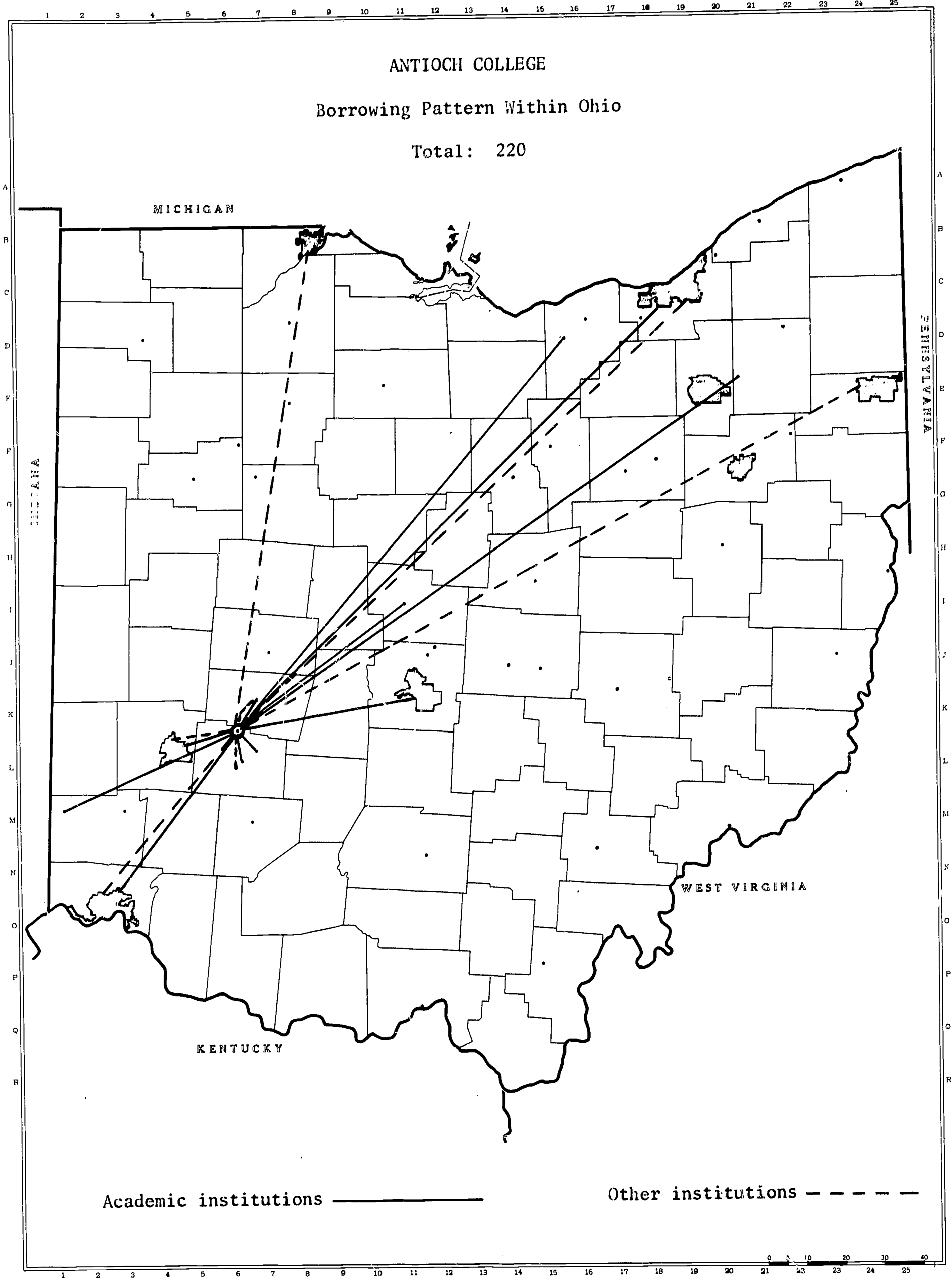
			Total	Academic 36%	Total 4%
Wittenberg	57				
Ohio State	33	North Carolina	30	30 (17)	-
Oberlin	29	Indiana	10	4	6
Miami	17	Massachusetts	10	10 (3)	-
Ohio Wesleyan	12	Iowa	9	9 (1)	-
Cincinnati	11	Florida	8	8 (6)	-
C.W.R.U.	5	Illinois	8	6 (1)	2
Dayton	4	Pennsylvania	8	7 (1)	1
Wilberforce	4	Virginia	8	7 (2)	1
Hebrew Union	2	New York	7	6 (2)	1
Kent	2	Michigan	6	5	1
Wright State	2	D. C.	5	-	5
Cedarville	1	Georgia	5	5 (4)	-
Central State	<u>1</u>	Wisconsin	5	5 (1)	-
TOTAL:	180	California	4	4 (4)	-
		Kentucky	4	4	-
Other: 11%		New Hampshire	3	3	-
Cleveland	12	Texas	3	3	-
Dayton	12	Connecticut	2	2	-
Cincinnati	6	New Jersey	2	2	-
Youngstown	4	Tennessee	2	2 (2)	-
Toledo	2	Alabama	1	1 (1)	-
Xenia	2	Arizona	1	1	-
Springfield	1	Colorado	1	1	-
Yellow Springs	<u>1</u>	Louisiana	1	1	-
TOTAL:	40	Maryland	1	1 (1)	-
		Minnesota	1	1	-
		Oregon	1	1	-
		South Carolina	1	1 (1)	-
		Utah	1	1	-
		Washington	<u>1</u>	<u>1</u>	-
		TOTAL:	149	132	17

NOTE: Figures in parentheses () indicate theses or dissertations, and are included in the total for each academic library.

ANTIOCH COLLEGE

Borrowing Pattern Within Ohio

Total: 220



Academic institutions —————

Other institutions - - - - -

CEDARVILLE COLLEGE

Borrowing Pattern

Total: 98

Ohio: 39%

Out of State: 61%

Academic: 30%

Academic

Other

Total

24%

37%

Antioch	19
Wittenberg	3
Malone	2
Miami	2
Ohio State (1)	1
Ohio University (1)	1
Cincinnati	<u>1</u>
TOTAL:	29

D. C.	19	-	19
New York	15	-	15
Illinois	10	10	-
Indiana	6	6 (1)	-
Michigan	6	5	1
Florida	2	2	-
Massachusetts	<u>2</u>	<u>1</u>	<u>1</u>
TOTAL:	60	24	36

Other: 9%

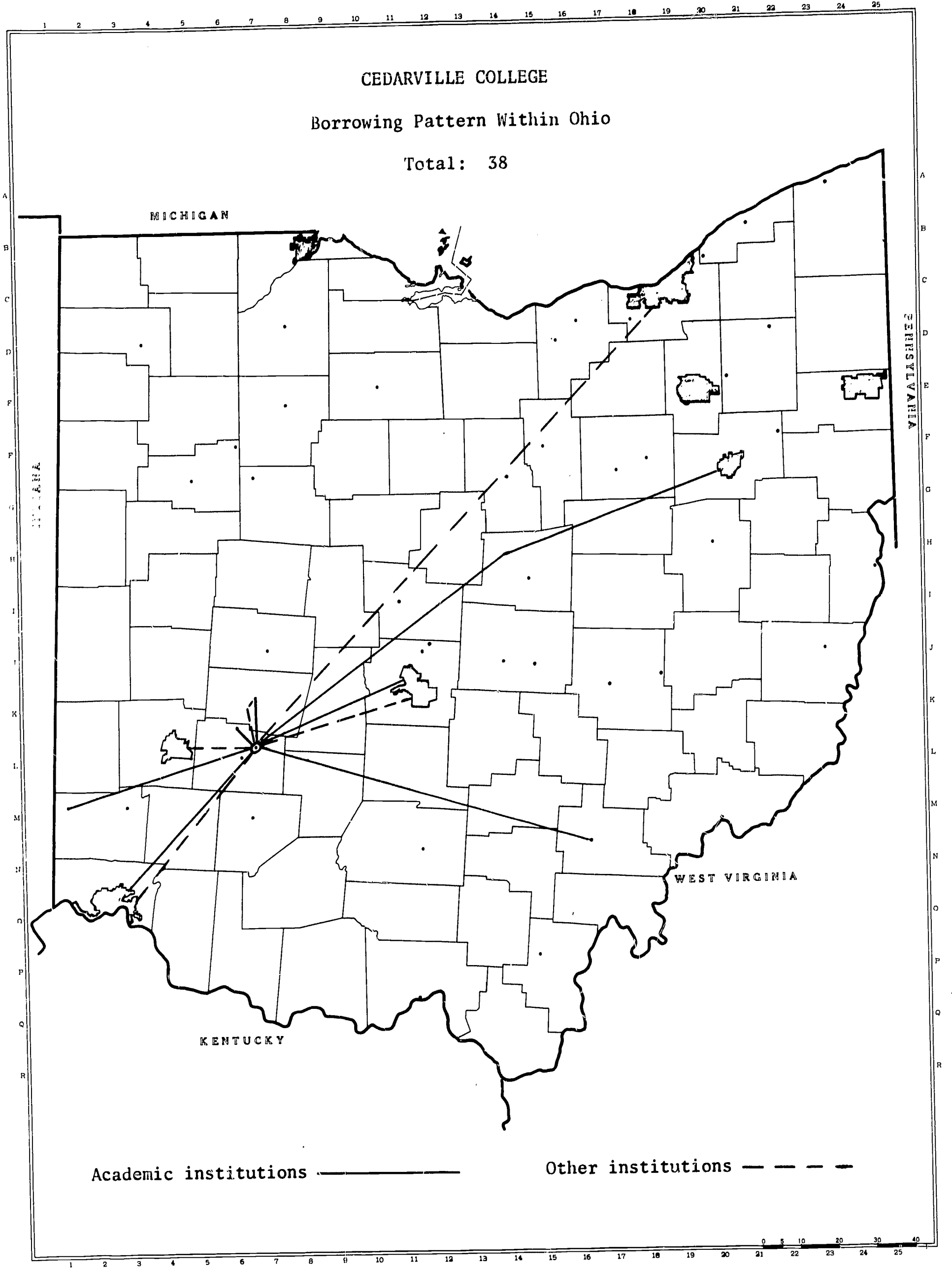
Cincinnati	2
Cleveland	2
Dayton	2
Springfield	2
Columbus	<u>1</u>
TOTAL:	9

NOTE: Figure in parentheses (1) indicates thesis or dissertation and is included in the total for that academic institution.

CEDARVILLE COLLEGE

Borrowing Pattern Within Ohio

Total: 38



Academic institutions —————

Other institutions - - - - -

CENTRAL STATE UNIVERSITY

Borrowing Pattern

Total: 158

Ohio: 92%

Out of State: 8%

Academic: 81%

Academic
7%

Other
1%

		Total	Academic 7%	Other 1%
Antioch (2)	55			
Wilberforce	38			
Ohio State (1)	22			
Wittenberg	4			
Dayton	3			
Cedarville	2			
Cincinnati	2			
Kent State (1)	1			
Oberlin	<u>1</u>			
TOTAL:	128			
		Michigan	3	-
		Colorado	2	-
		Iowa	2 (2)	-
		D. C.	1	1
		Illinois	1 (1)	-
		New York	1 (1)	-
		South Carolina	1 (1)	-
		Texas	<u>1</u> (1)	<u>1</u>
		TOTAL:	12	1

Other: 11%

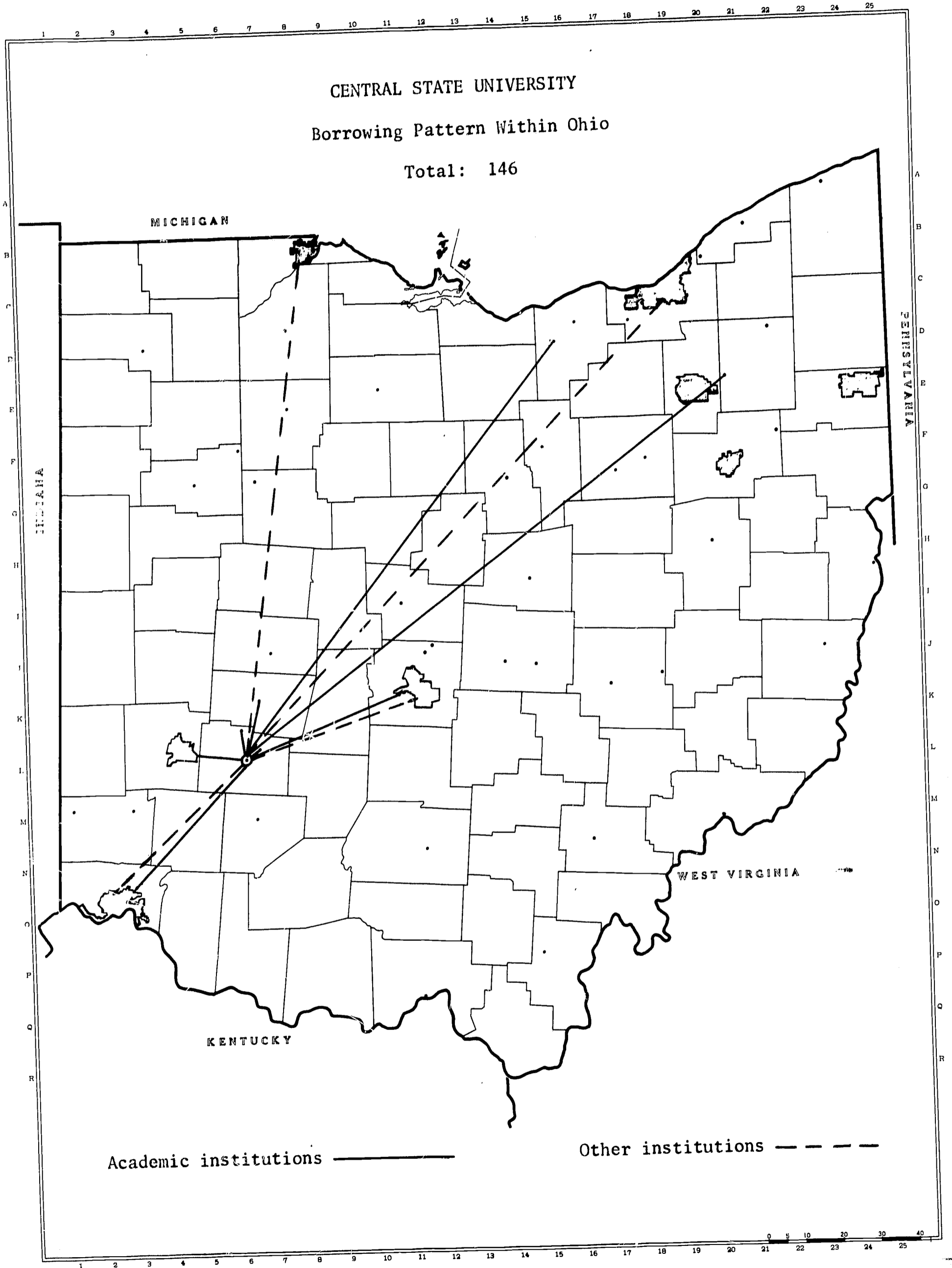
Columbus	13
Cincinnati	2
Toledo	2
Cleveland	<u>1</u>
TOTAL:	18

NOTE: Figures in parentheses () indicate theses or dissertations, and are included in the total for each academic library.

CENTRAL STATE UNIVERSITY

Borrowing Pattern Within Ohio

Total: 146



Academic institutions —————

Other institutions - - - - -

UNIVERSITY OF CINCINNATI

Borrowing Pattern

Total: 740

Ohio: 22%

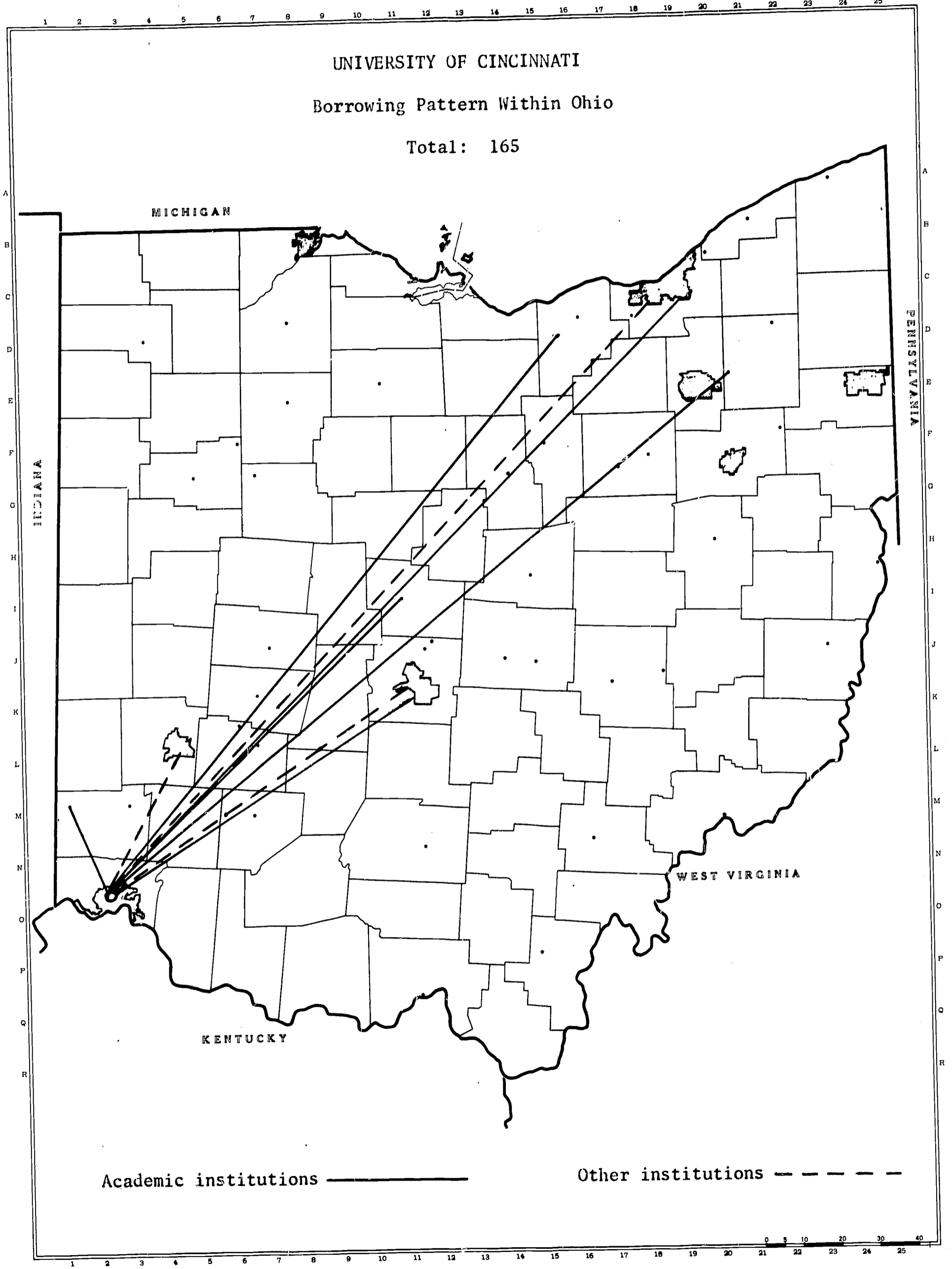
Out of State: 78%

Academic: 18%		Out of State: 78%		
		Total	Academic 64%	Other 14%
Ohio State (6)	114			
Miami	8	Illinois 151	139 (5)	12
C.W.R.U. (4)	7	Indiana 73	73 (7)	-
Oberlin	6	D. C. 72	1	71
Kent (1)	1	Massachusetts 51	51 (5)	-
Ohio Wesleyan	1	New York 45	40 (4)	5
Total:	137	Connecticut 30	30 (3)	-
		Pennsylvania 24	21 (10)	3
		California 19	17 (12)	2
		Michigan 19	17	-
		New Jersey 17	17 (1)	-
		North Carolina 12	12 (2)	-
		Texas 7	7 (1)	-
		Kansas 6	6 (4)	-
		Kentucky 6	6	-
		Maryland 6	5 (1)	1
		Iowa 5	5 (2)	-
		Wisconsin 5	4	1
		Mississippi 4	4 (3)	-
		Washington 4	4 (4)	-
		Colorado 3	2 (2)	1
		Utah 3	3 (2)	-
		Missouri 2	2	-
		Virginia 2	2	-
		Alabama 1	1	-
		Arizona 1	1	-
		Florida 1	1 (1)	-
		Louisiana 1	1	-
		Minnesota 1	1 (1)	-
		New Mexico 1	1 (1)	-
		Rhode Island 1	1	-
		Tennessee 1	-	1
		Canada 1	-	1
		Total:	475	100

NOTE: Figures in parentheses () indicate theses or dissertations, and are included in the total for each academic library.

UNIVERSITY OF CINCINNATI
Borrowing Pattern Within Ohio

Total: 165



Academic institutions —————

Other institutions - - - - -

UNIVERSITY OF DAYTON

Borrowing Pattern

Total: 492

Ohio: 53%

Out of State: 47%

Academic: 42%

Academic
33%

Other
14%

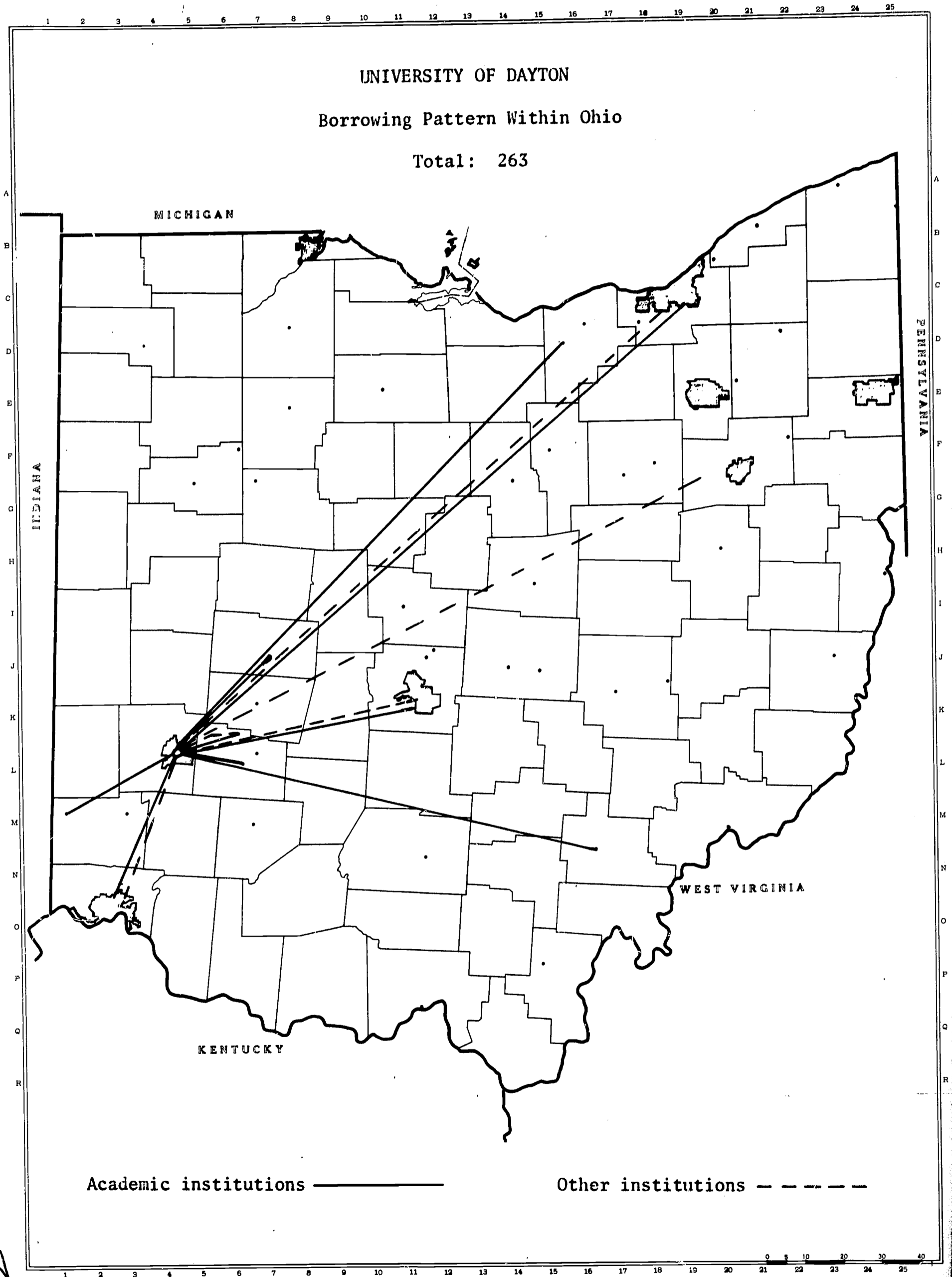
Total

Ohio State	143	D. C.	66	12	54
Cincinnati	16	Illinois	31	29	2
Antioch	8	Massachusetts	21	21 (1)	-
Wittenberg	7	Michigan	19	19	-
Wright State	7	Indiana	16	16	-
C.W.R.U. (1)	6	New York	13	10	3
Central State	4	California	12	12	-
Miami (2)	4	North Carolina	11	11 (1)	-
Hebrew Union	3	Pennsylvania	11	6	5
United Theological	3	Louisiana	4	4 (2)	-
Xavier	3	Connecticut	3	3 (1)	-
Ohio University (1)	2	Iowa	3	3 (2)	-
Oberlin	<u>1</u>	Kentucky	3	3	-
TOTAL:	207	Maryland	2	1	1
		Minnesota	2	2	-
Other: 1%		Missouri	2	1	1
Dayton	42	Nebraska	2	2 (1)	-
Yellow Springs	4	Colorado	1	1 (1)	-
Cincinnati	3	Georgia	1	1	-
Cleveland	3	Rhode Island	1	1 (1)	-
Columbus	3	Texas	1	1	-
Massillon	<u>1</u>	Wisconsin	1	1	-
TOTAL:	56	Canada	<u>3</u>	<u>2</u> (1)	<u>1</u>
		TOTAL:	229	162	67

NOTE: Figures in parentheses () indicate theses or dissertations, and are included in the total for each academic library.

UNIVERSITY OF DAYTON
Borrowing Pattern Within Ohio

Total: 263



Academic institutions —————

Other institutions - - - - -

MIAMI UNIVERSITY

Borrowing Pattern

Total: 837

Ohio: 50%

Out of State: 50%

Academic: 43%

Academic
45%

Other
4%

Ohio State (8)	119
Cincinnati	65
Ohio University	41
Oberlin	36
C.W.R.U. (1)	23
Hebrew Union	25
Ohio Wesleyan	11
Bowling Green	7
Kent	6
Xavier	5
Antioch	3
Toledo	3
John Carroll	2
Athenaeum	1
Dayton	1
Hiram	1
Marietta	1
St. Charles Seminary	1
St. Mary's Seminary	1
Wittenberg	1
TOTAL:	358

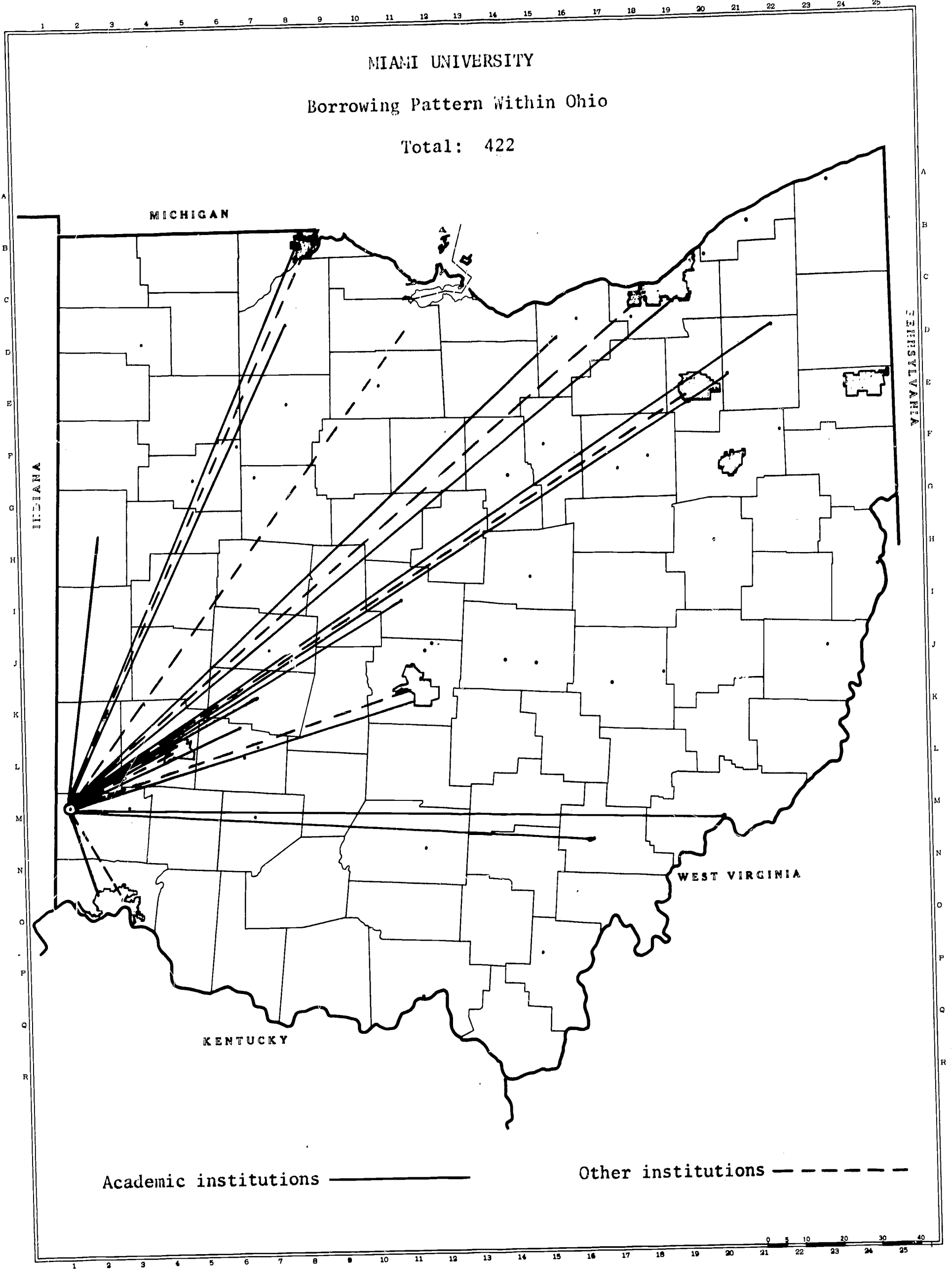
Other: 7%

Cincinnati	13
Cleveland	15
Columbus	15
Dayton	11
Akron	2
Fremont	2
Toledo	2
TOTAL:	65

Total	Academic 45%	Other 4%
Indiana	92 (2)	-
Illinois	40 (8)	2
Michigan	39 (3)	2
Pennsylvania	33 (7)	7
New York	31 (7)	5
Missouri	26	2
Kentucky	17	-
New Jersey	16 (1)	-
Massachusetts	14 (4)	1
Connecticut	13 (4)	2
North Carolina	13 (4)	-
D. C.	11 (2)	8
California	9 (4)	-
Maryland	6 (2)	4
Washington	6 (1)	2
Iowa	5 (3)	-
Colorado	4 (4)	-
Louisiana	4 (4)	-
Rhode Island	4 (1)	-
Virginia	4 (1)	-
Arizona	3 (2)	-
Florida	3	-
New Mexico	2	1
Wisconsin	3 (2)	-
Kansas	2 (1)	-
New Hampshire	2	-
Oregon	2 (1)	-
Texas	1	1
Georgia	1 (1)	-
Minnesota	1	-
Tennessee	1 (1)	-
Canada & abroad	2	2
TOTAL:	414	39

NOTE: Figures in parentheses () indicate theses or dissertations, and are included in the total for each academic library.

MIAMI UNIVERSITY
Borrowing Pattern Within Ohio
Total: 422



Academic institutions —————

Other institutions - - - - -

MIDDLETOWN BRANCH

Miami University

Borrowing Pattern

Total: 11

Ohio: 9%

Out of State: 91%

Academic: --

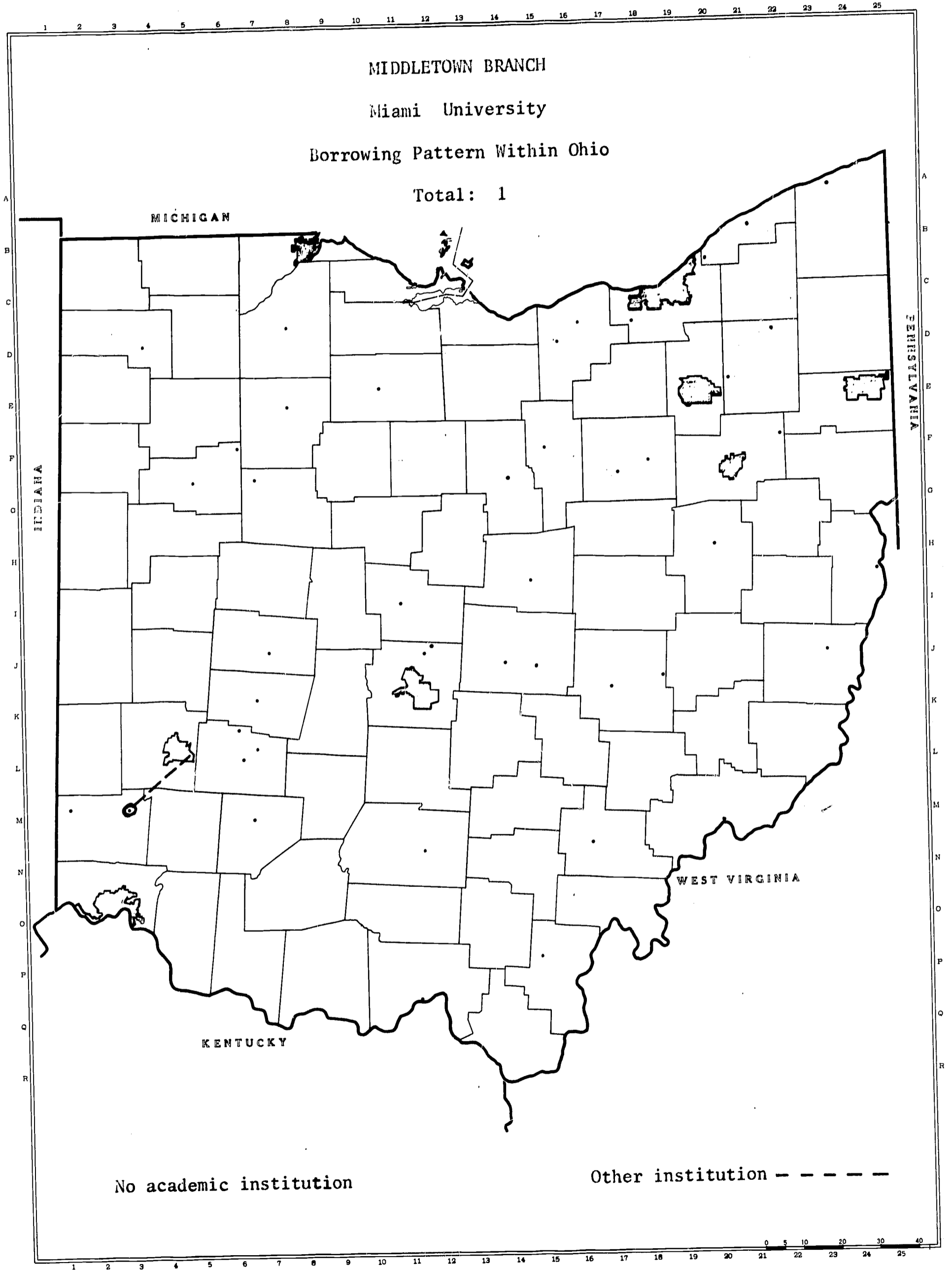
Other: 9%

Dayton

1

	Total	Academic 55%	Other 36%
D. C.	3	-	3
Michigan	3	3	-
California	1 *	1	-
Massachusetts	1	1	-
Missouri	1	-	1
New York	<u>1</u>	<u>1</u>	<u>1</u>
TOTAL:	10	6	4

* Library reports 25 unsuccessful prior attempts to secure this volume, but location of institutions queried is not given.



COLLEGE OF MOUNT ST. JOSEPH-ON-THE-OHIO

Borrowing Pattern

Total: 14

Ohio: 7%

Out of State: 93%

Academic: 7%

Xavier

1

Pennsylvania

8

Academic
65%
8

Other
28%
-

D. C.

2

-

2

Illinois

1

-

1

Indiana

1

1

-

Michigan

1

-

1

TOTAL:

13

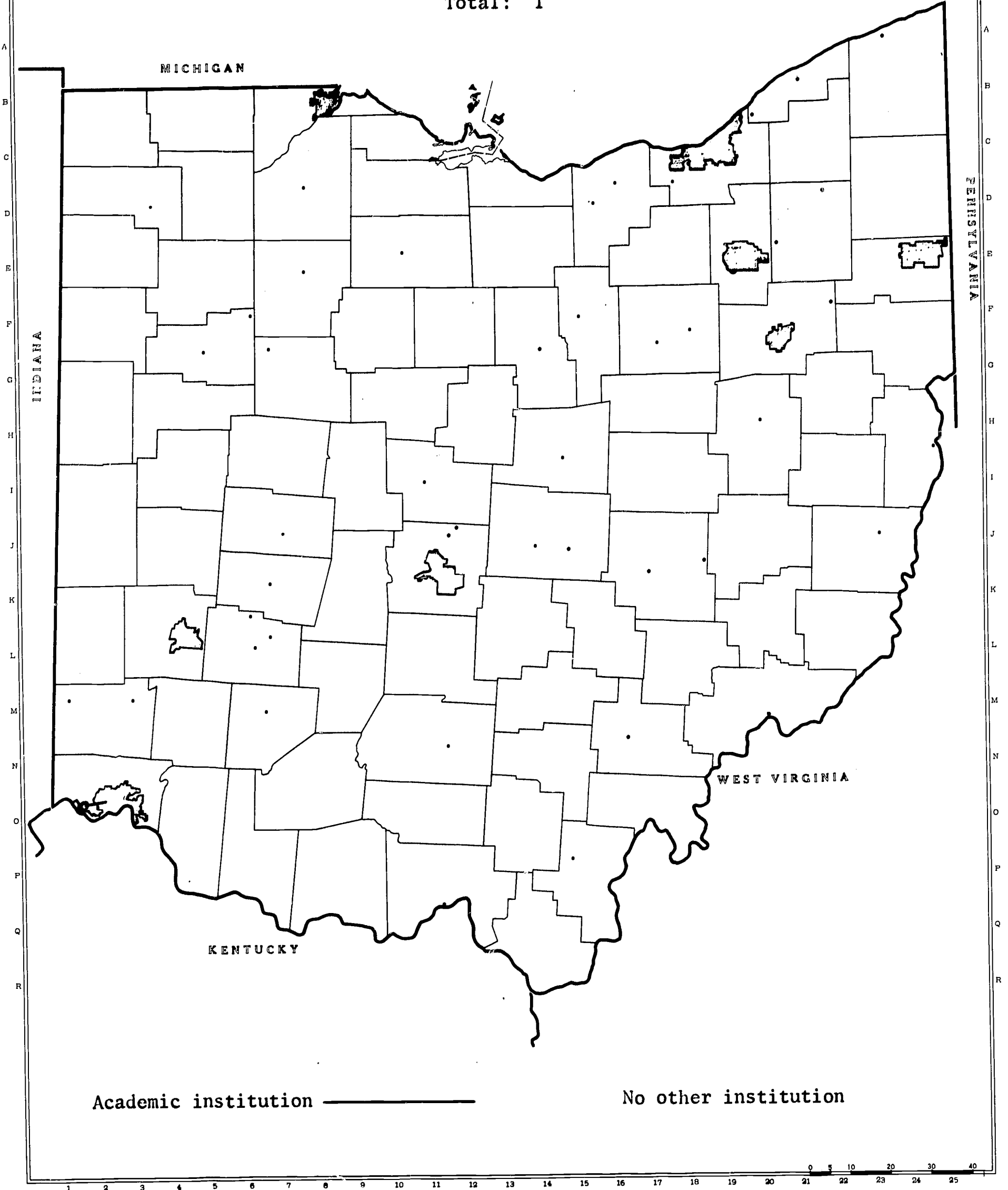
9

4

COLLEGE OF MOUNT ST. JOSEPH-ON-THE-OHIO

Borrowing Pattern Within Ohio

Total: 1



Academic institution —————

No other institution - - - - -

COLLEGE OF OUR LADY OF CINCINNATI

Borrowing Pattern

Total: 3

Ohio: 67%

Out of State: 33%

Academic: 67%

Cincinnati

2

D. C.

Total

Academic

--

Other

33%

1

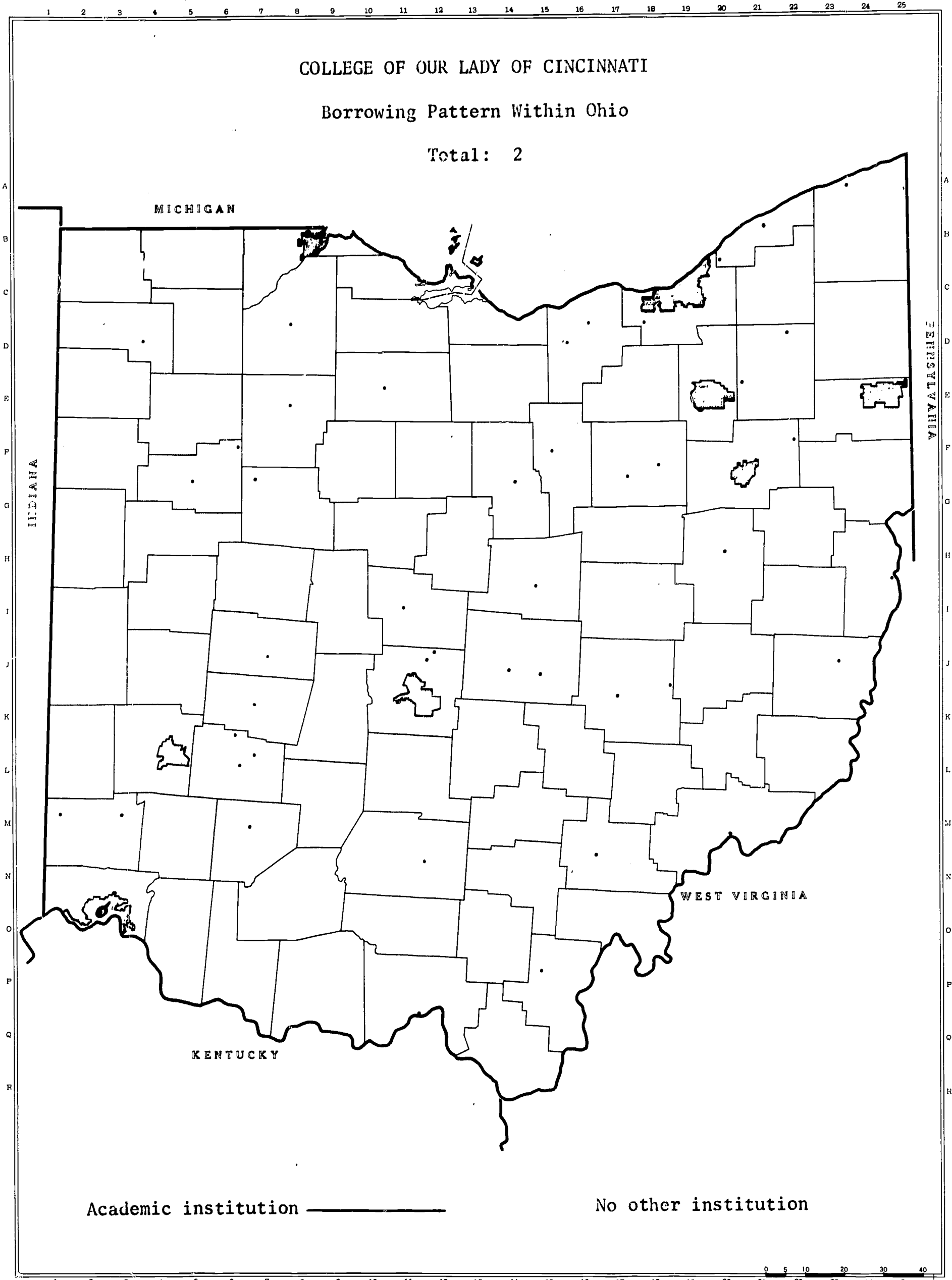
--

1

COLLEGE OF OUR LADY OF CINCINNATI

Borrowing Pattern Within Ohio

Total: 2



Academic institution _____

No other institution

SINCLAIR COMMUNITY COLLEGE

Borrowing Pattern

Total: 15

Ohio: 80%

Out of State: 20%

Academic: 33%

Academic: 20%

Wright State 3

California 2 (2)

Dayton 1

Washington 1 (1)

Ohio State 1

TOTAL: 3

TOTAL: 5

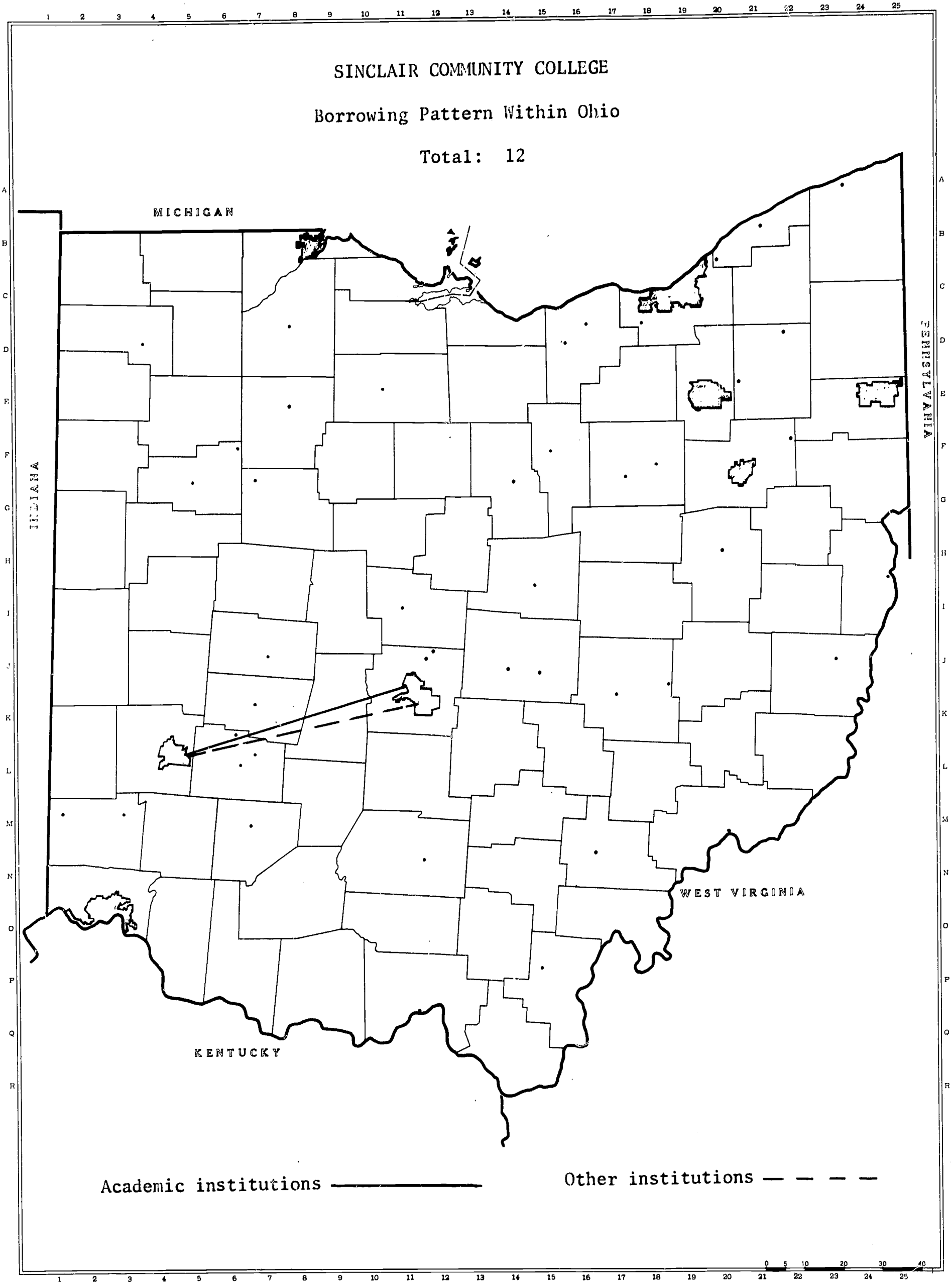
Other: 47%

Columbus 7

NOTE: Figures in parentheses () indicate theses or dissertations, and are included in the total for each academic library.

SINCLAIR COMMUNITY COLLEGE
Borrowing Pattern Within Ohio

Total: 12



Academic institutions —————

Other institutions - - - - -

UNITED THEOLOGICAL SEMINARY

Borrowing Pattern

Total: 10

Ohio: 10%

Out of State: 90%

Academic: 10%

Academic: 90%

Ohio State 1

Illinois 2

Massachusetts 1

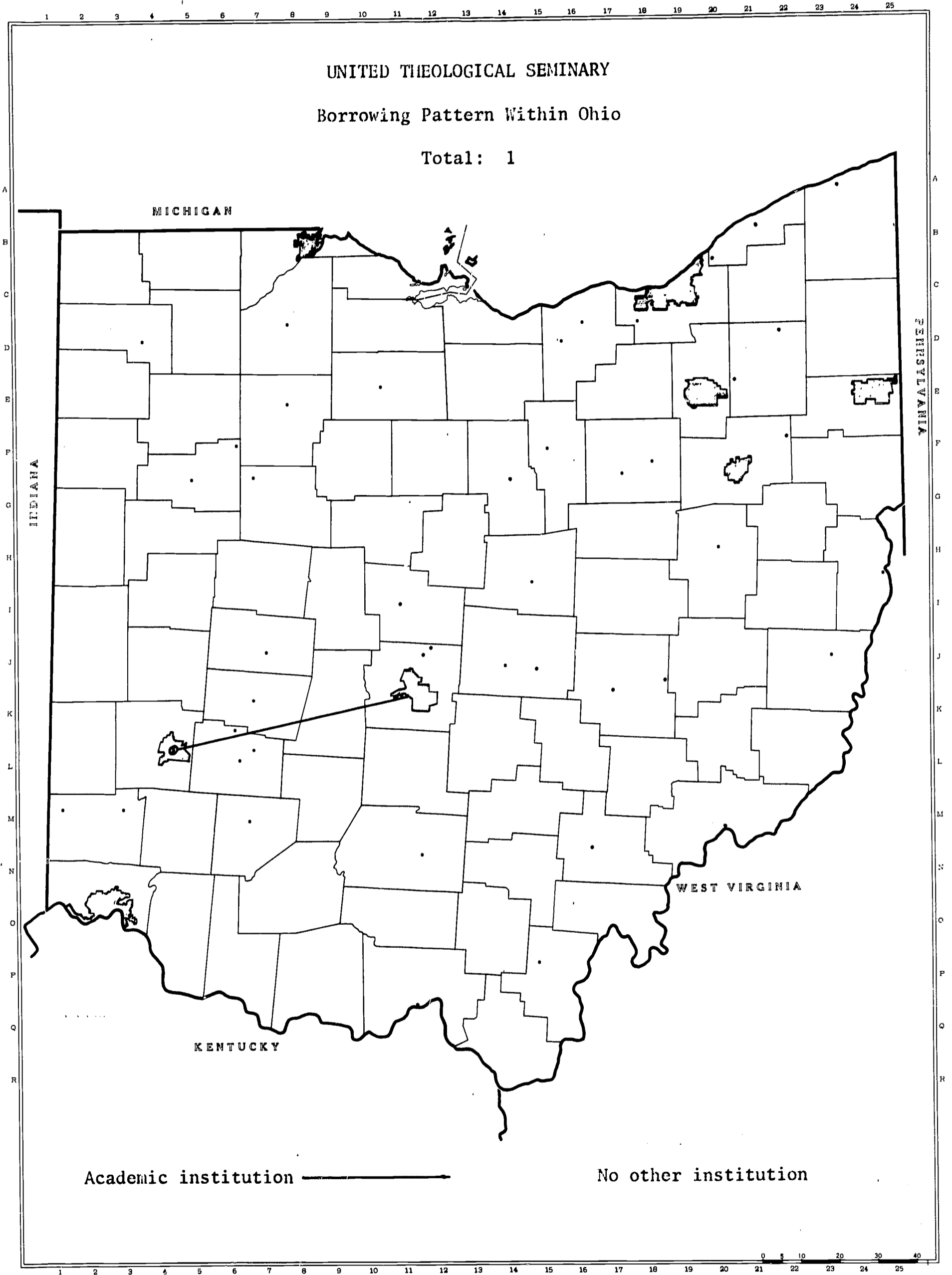
New York 6 (3)

TOTAL: 9

NOTE: Figure in parenthesis (3) indicates theses or dissertations, and is included in the total for that academic library.

UNITED THEOLOGICAL SEMINARY
Borrowing Pattern Within Ohio

Total: 1



Academic institution →

No other institution

URBANA COLLEGE
Borrowing Pattern

Total: 90

Ohio: 100%

Academic: 100%

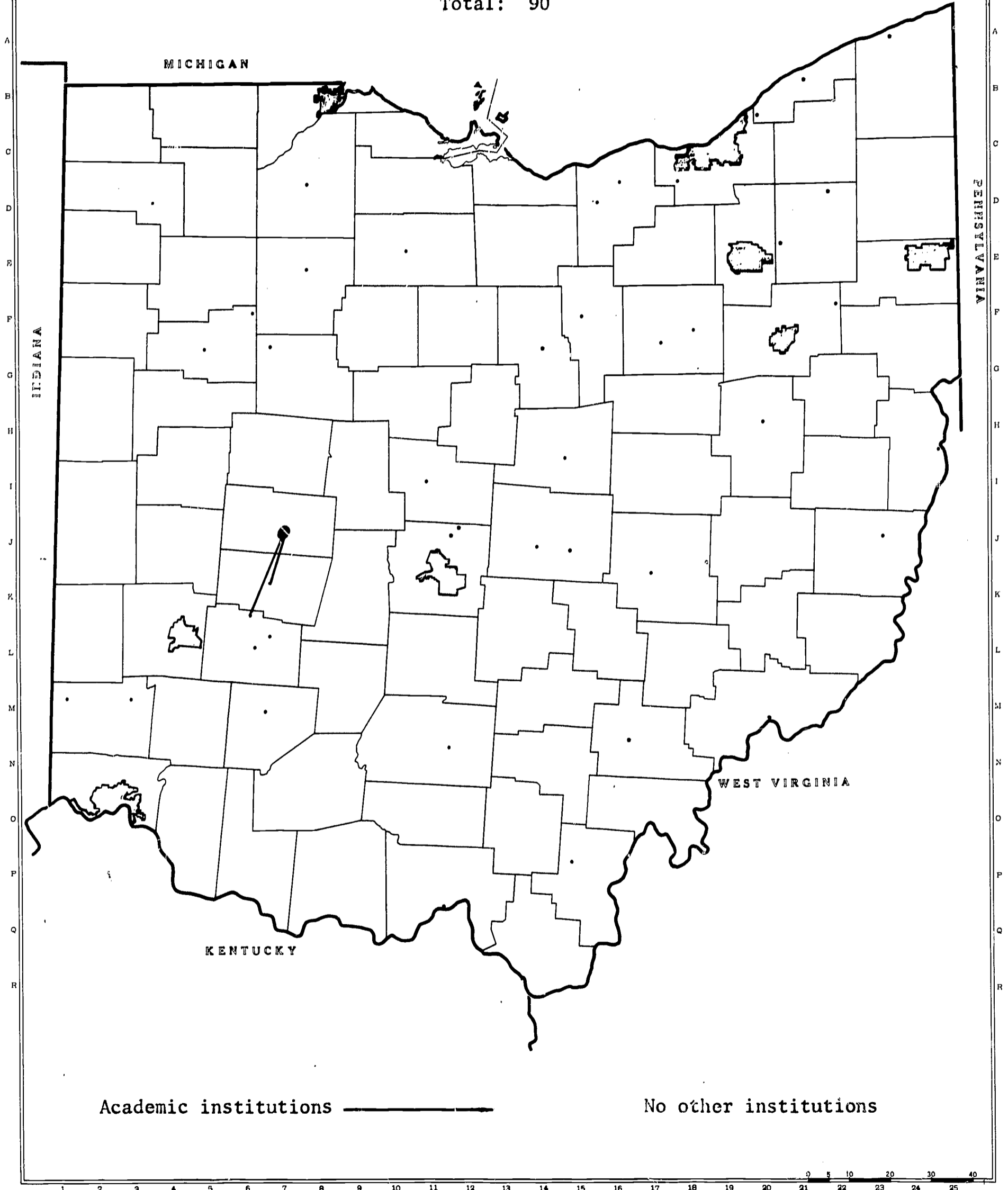
Antioch	54
Wittenberg	<u>36</u>
TOTAL:	90

1 2 3 4 5 6 7 8 9 10 11 12 13 14 15 16 17 18 19 20 21 22 23 24 25

URBANA COLLEGE

Borrowing Pattern Within Ohio

Total: 90



Academic institutions ————

No other institutions

1 2 3 4 5 6 7 8 9 10 11 12 13 14 15 16 17 18 19 20 21 22 23 24 25

WESTERN COLLEGE FOR WOMEN

Borrowing Pattern

Total: 13

Ohio: 46%

Out of State: 54%

Academic: 38%

Academic: 54%

Hebrew Union	4
Cincinnati	<u>1</u>
TOTAL:	5

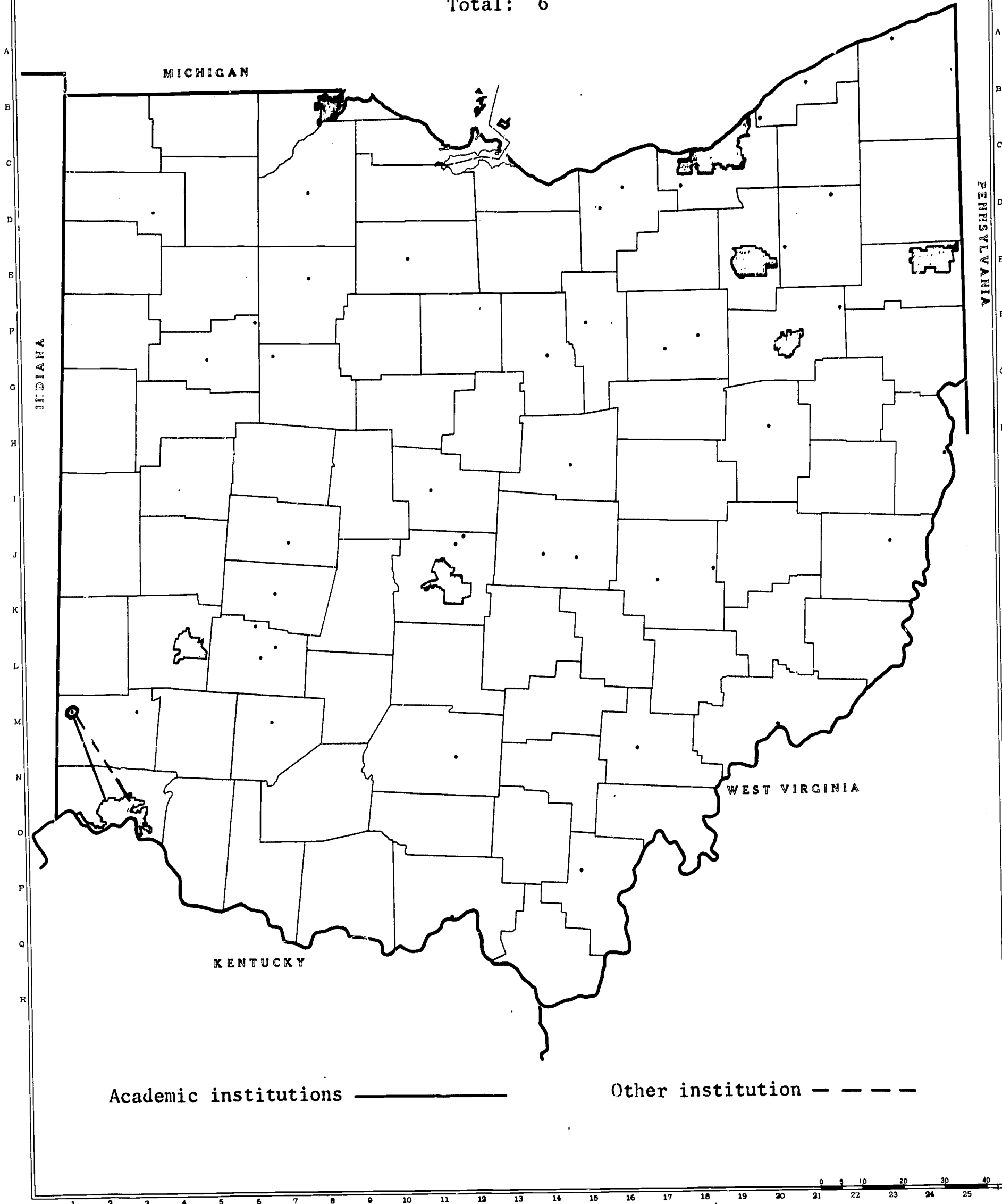
Indiana	4
Illinois	2
Pennsylvania	<u>1</u>
TOTAL:	7

Other: 8%

Cincinnati	1
------------	---

WESTERN COLLEGE FOR WOMEN
Borrowing Pattern Within Ohio

Total: 6



Academic institutions —————

Other institution - - - - -

WILBERFORCE UNIVERSITY

Borrowing Pattern

Total: 165

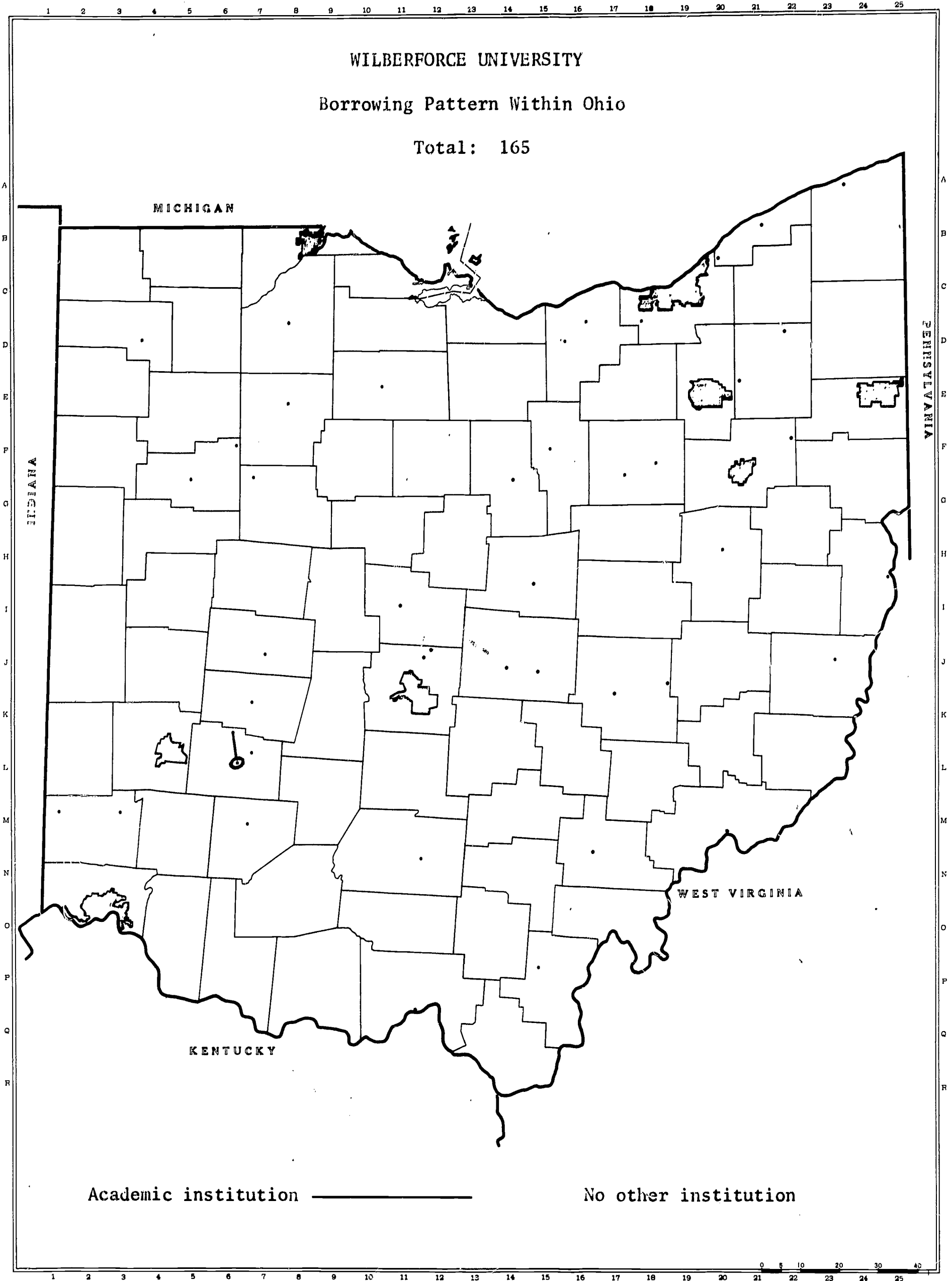
Ohio: 100%

Academic: 100%

Central State	146
Antioch	<u>19</u>
TOTAL:	165

WILBERFORCE UNIVERSITY
Borrowing Pattern Within Ohio

Total: 165



WILMINGTON COLLEGE

Borrowing Pattern

Total: 58

Ohio: 95%

Out of State: 5%

Academic: 81%

Academic: 5%

Antioch	19
Ohio State	12
Ohio University	6
Cincinnati	5
Wittenberg	3
Bowling Green	1
Wright State	<u>1</u>
TOTAL:	47

Illinois	2
D. C.	<u>1</u>
TOTAL:	3

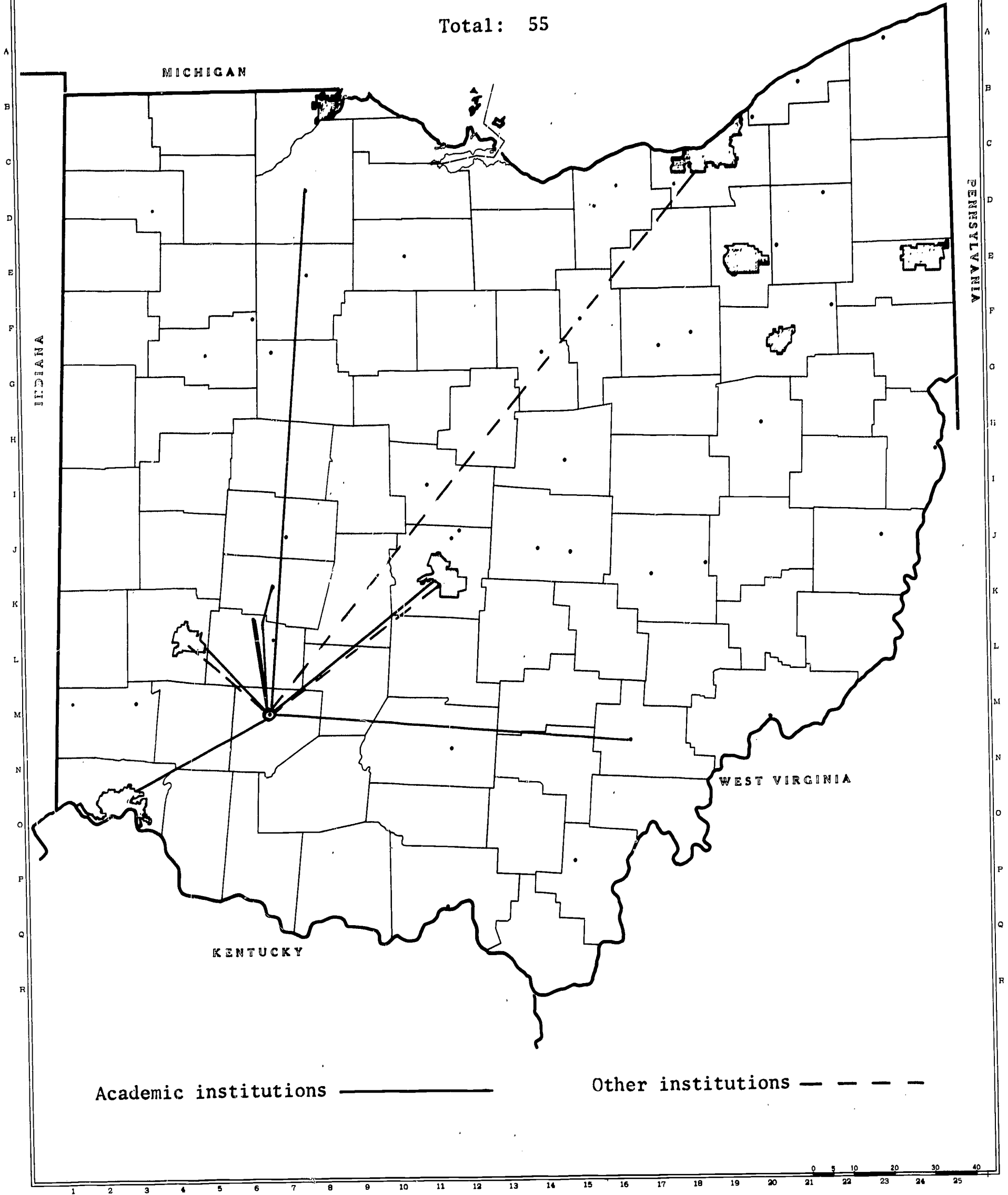
Other: 14%

Cleveland	5
Columbus	2
Dayton	<u>1</u>
TOTAL:	8

WILMINGTON COLLEGE

Borrowing Pattern Within Ohio

Total: 55



WITTENBERG UNIVERSITY

Borrowing Pattern

Total: 513

Ohio: 90%

Out of State: 10%

Academic: 75%

Academic
6%

Total
4%

Antioch	184
Ohio State (1)	117
Dayton	36
Cincinnati	14
C.W.R.U.	9
Miami	7
Hebrew Union	6
Oberlin	6
Ohio Northern	5
Bowling Green	<u>2</u>
TOTAL:	386

Illinois	10	6	4
Michigan	9	5 (1)	4
D. C.	5	-	5
New York	5	2 (1)	3
Massachusetts	4	4	-
Connecticut	3	3	-
Pennsylvania	3	2	1
Tennessee	3	1	2
Maryland	2	1	1
Virginia	2	2	-
Indiana	1	1	-
Kentucky	1	1 (1)	-
Minnesota	1	1	-
Nebraska	1	1	-
Washington	<u>1</u>	<u>1</u>	<u>-</u>
TOTAL:	51	31	20

Other: 15%

Columbus	40
Dayton	23
Cleveland	7
Toledo	2
Canton	1
Cincinnati	1
Lorain	1
Miamisburg	<u>1</u>
TOTAL:	76

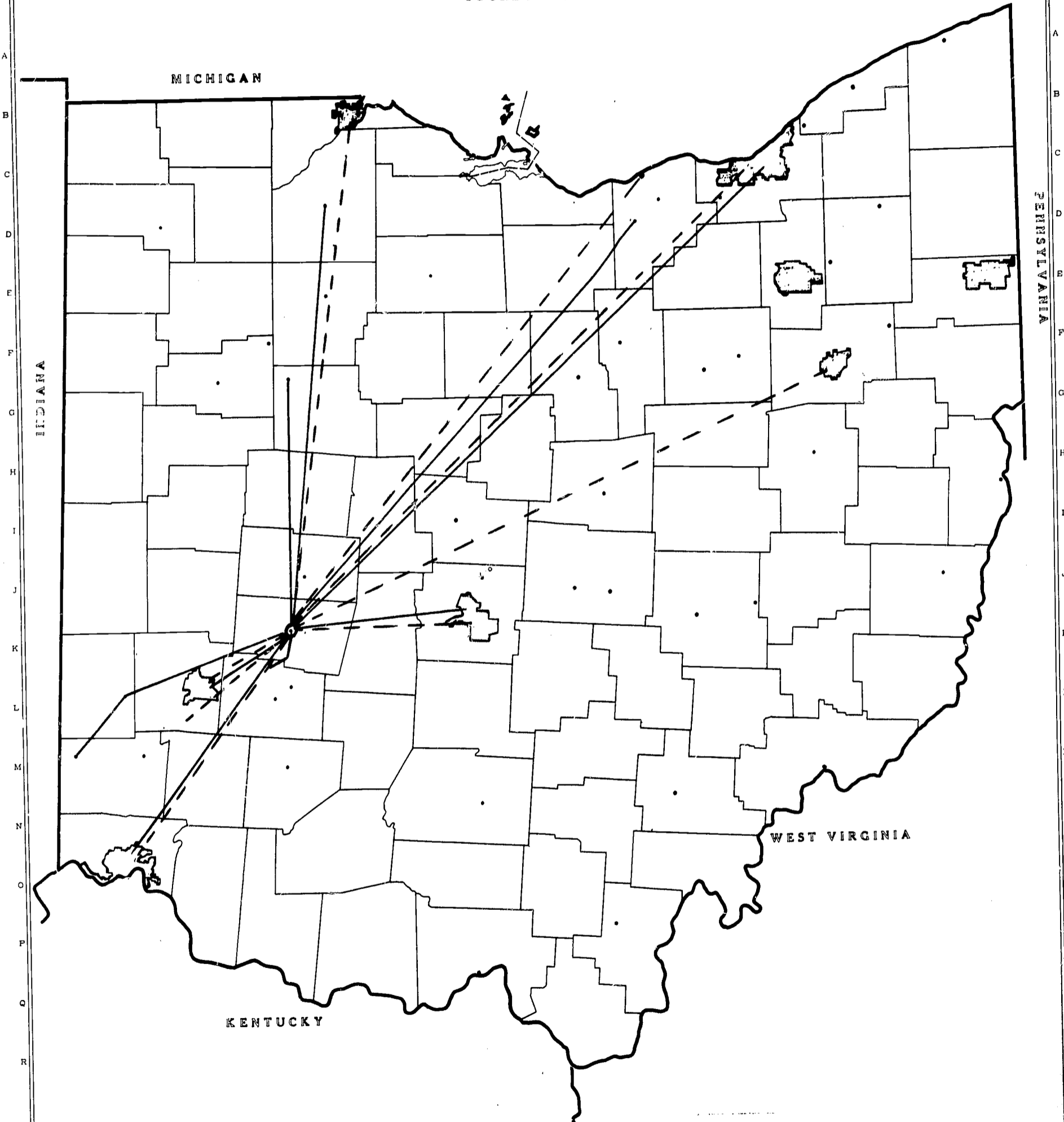
NOTE: Figures in parentheses (1) indicate theses or dissertations, and are included in the total for each academic library.

1 2 3 4 5 6 7 8 9 10 11 12 13 14 15 16 17 18 19 20 21 22 23 24 25

WITTENBERG UNIVERSITY

Borrowing Pattern Within Ohio

Total: 462



Academic institutions —————

Other institutions - - - - -

0 5 10 20 30 40

WRIGHT STATE UNIVERSITY

Borrowing Pattern

Total: 936

Ohio: 65%

Out of State: 35%

Academic: 56%

Academic
26%

Other
9%

Total

Ohio State (5)	302
Dayton	87
Antioch	41
Miami	39
Wittenberg	25
Cincinnati (2)	20
Central State	3
Hebrew Union (1)	3
Ohio University	3
Cedarville	<u>1</u>
TOTAL:	524

Illinois	75	73 (1)	2
D. C.	52	5 (1)	47
Indiana	45	38 (6)	5
Oregon	39	34 (7)	5
Kentucky	23	20 (2)	3
New York	23	14 (3)	9
Massachusetts	10	7 (2)	3
Minnesota	10	10 (1)	-
Connecticut	8	7	1
Michigan	5	5	-
California	4	-	4
Pennsylvania	4	2 (1)	2
Wisconsin	4	4 (3)	-
Florida	3	3	-
Louisiana	3	3	-
North Carolina	3	3	-
Oklahoma	3	3 (3)	-
Georgia	2	2	-
New Jersey	2	2	-
Texas	2	2 (2)	-
Washington	2	2 (1)	-
Colorado	1	1	-
Delaware	1	1	-
Iowa	1	1 (1)	-
Missouri	1	1	-
Virginia	1	1 (1)	-
Canada	<u>1</u>	<u>1</u>	<u>-</u>

TOTAL: 326 245 81

Other: 9%

Cincinnati	27
Dayton	21
Columbus	17
Yellow Springs	11
Miamisburg	6
Wright-Patt. AFB	2
Cleveland	1
Sandusky	<u>1</u>
TOTAL:	86

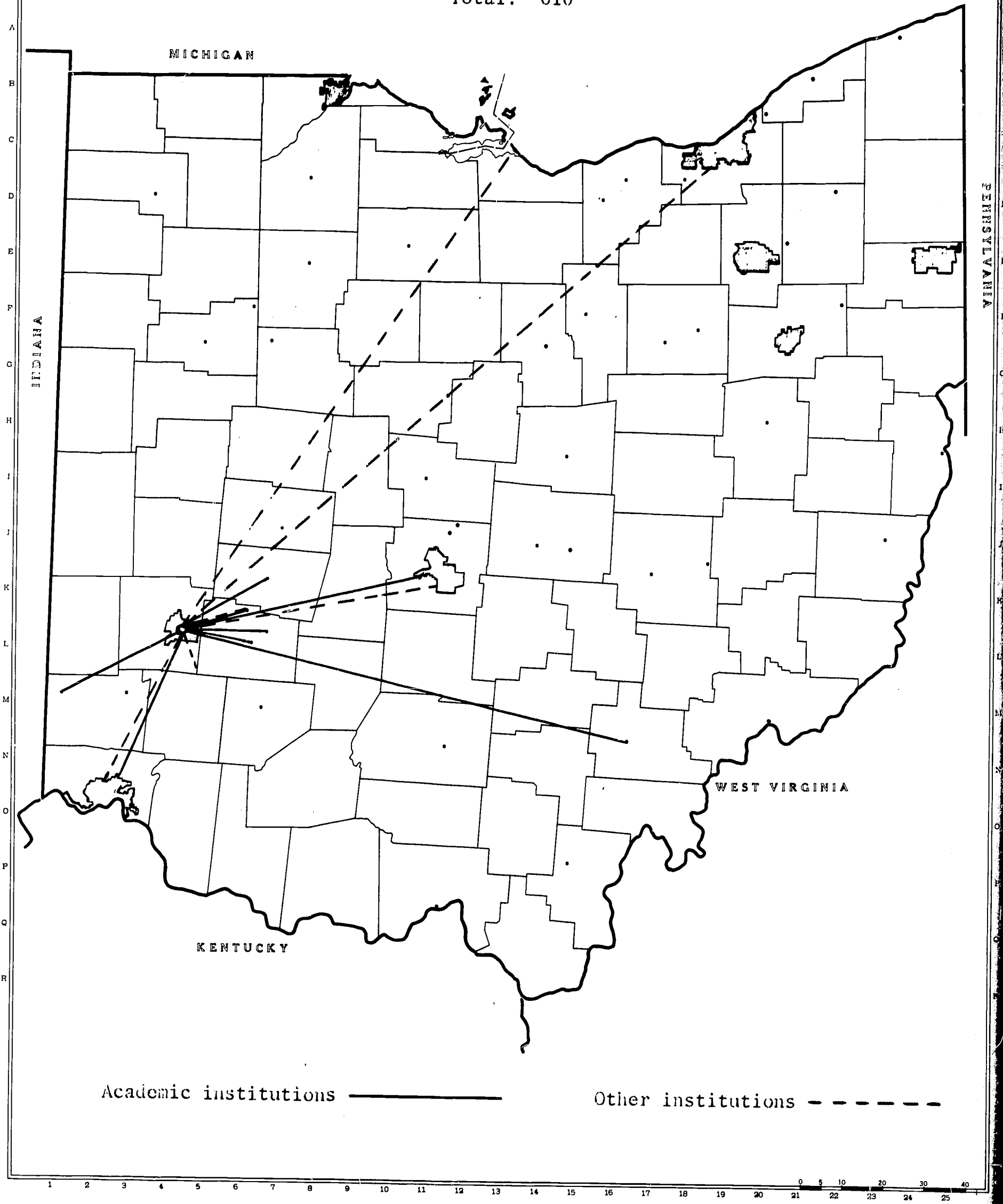
NOTE: Figures in parentheses () indicate theses or dissertations, and are included in the total for each academic library.

1 2 3 4 5 6 7 8 9 10 11 12 13 14 15 16 17 18 19 20 21 22 23 24 25

WRIGHT STATE UNIVERSITY

Borrowing Pattern Within Ohio

Total: 610



Academic institutions —————

Other institutions - - - - -

1 2 3 4 5 6 7 8 9 10 11 12 13 14 15 16 17 18 19 20 21 22 23 24 25

XAVIER UNIVERSITY

Borrowing Pattern

Total: 26

Ohio: 54%

Out of State: 46%

Academic: 54%

Ohio State	10
Ohio Wesleyan	<u>4</u>
TOTAL:	14

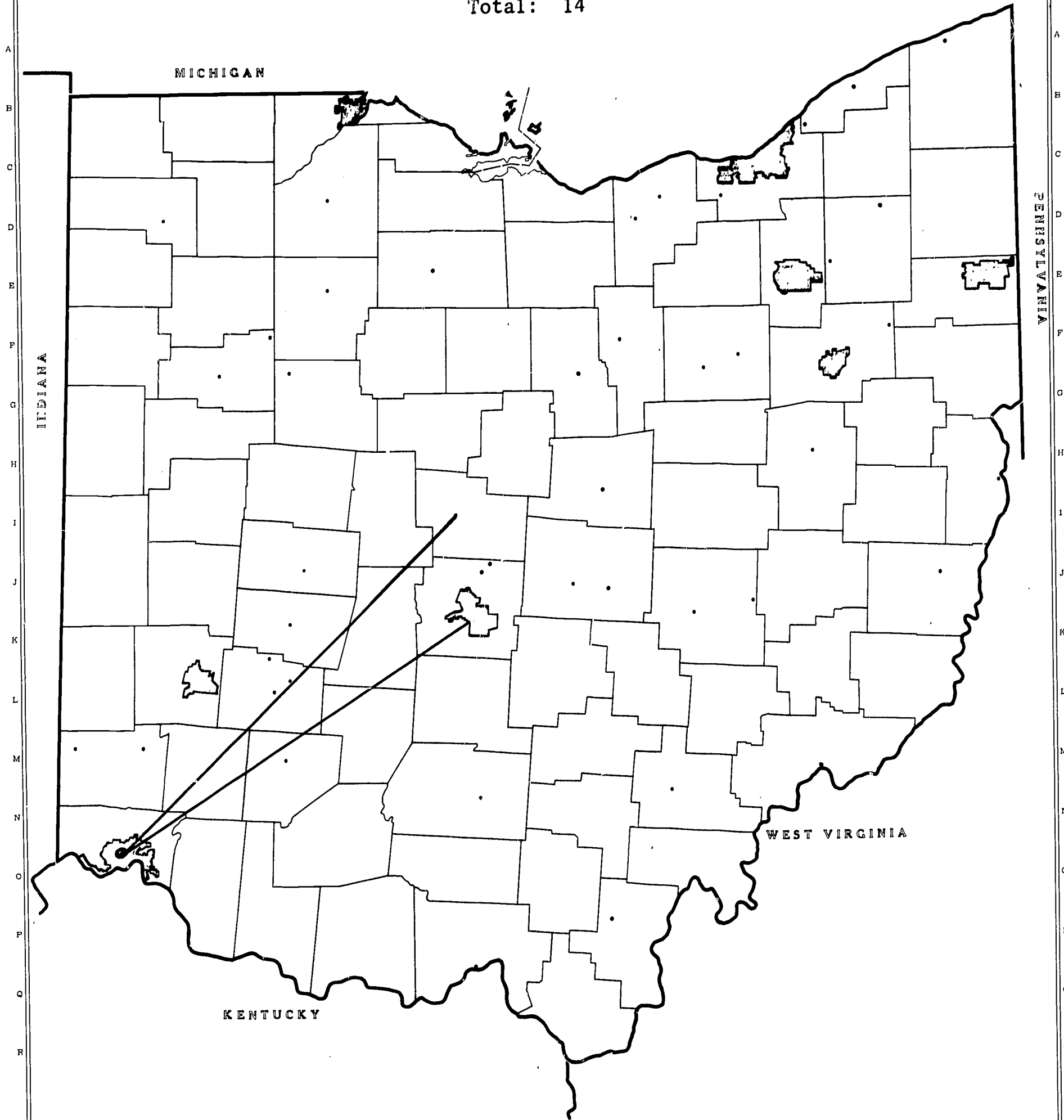
	Total	Academic 19%	Other 27%
D. C.	7	-	7
Massachusetts	<u>5</u>	<u>5</u>	<u>2</u>
TOTAL:	12	5	7

1 2 3 4 5 6 7 8 9 10 11 12 13 14 15 16 17 18 19 20 21 22 23 24 25

XAVIER UNIVERSITY

Borrowing Pattern Within Ohio

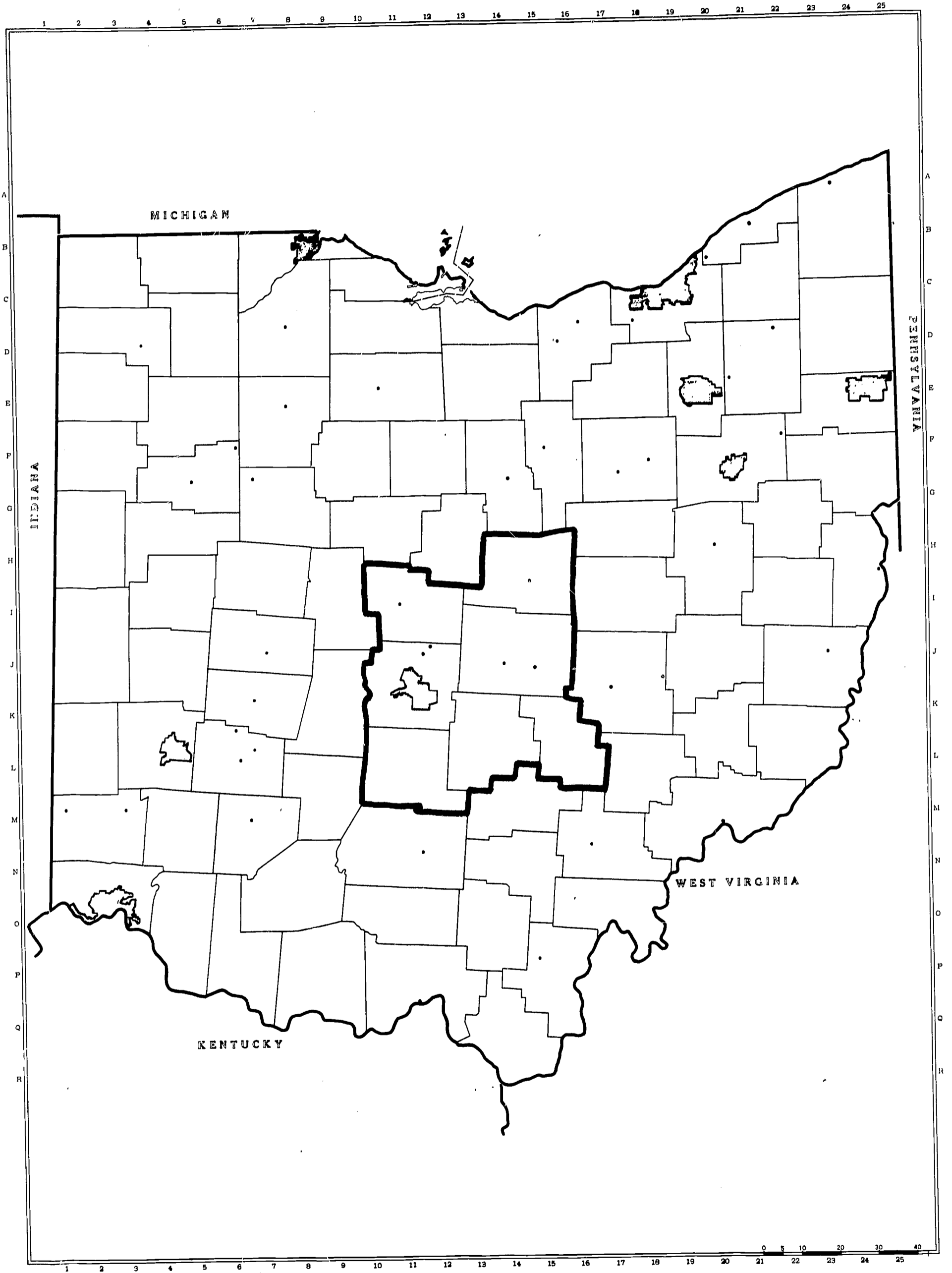
Total: 14



Academic institutions —————

No other institutions

0 5 10 20 30 40
1 2 3 4 5 6 7 8 9 10 11 12 13 14 15 16 17 18 19 20 21 22 23 24 25



CENTRAL

Newark (OSU)	15,000
Methodist Theological	35,500
Pontifical Coll. Josephinum	51,751
Otterbein	79,144
Kenyon	160,000
Denison	165,079
Ohio Wesleyan	320,000

Columbus:

Ohio Dominican	43,000
Capital	77,616
Ohio State	2,348,723

CAPITAL UNIVERSITY

Borrowing Pattern

Total: 3

Ohio: 33%

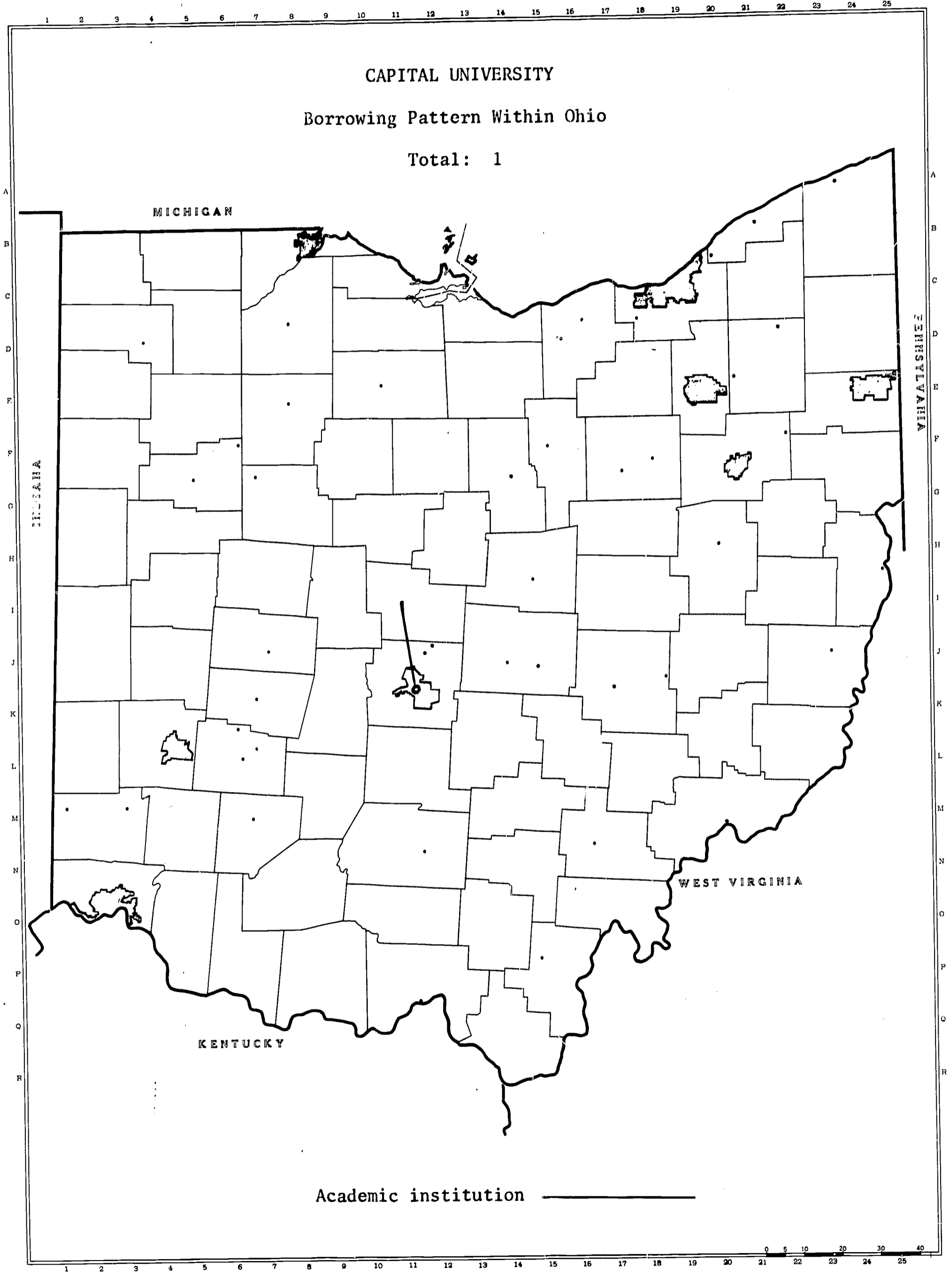
Out of State: 67%

Academic: 33%

			Total	Academic	Other
Ohio Wesleyan	1	D.C.	1	-	1
		New York	<u>1</u>	<u>1</u>	<u>-</u>
		TOTAL:	2	1	1

CAPITAL UNIVERSITY
Borrowing Pattern Within Ohio

Total: 1



DENISON UNIVERSITY

Borrowing Pattern

Total: 160

Ohio: 72%

Out of State: 28%

Academic: 63%

Ohio State	85
Kenyon	6
Oberlin	6
Cincinnati	2
Hebrew Union	1
Ohio Wesleyan	<u>1</u>
TOTAL:	101

Other: 9%

Columbus	8
Cincinnati	3
Cleveland	<u>3</u>
TOTAL:	14

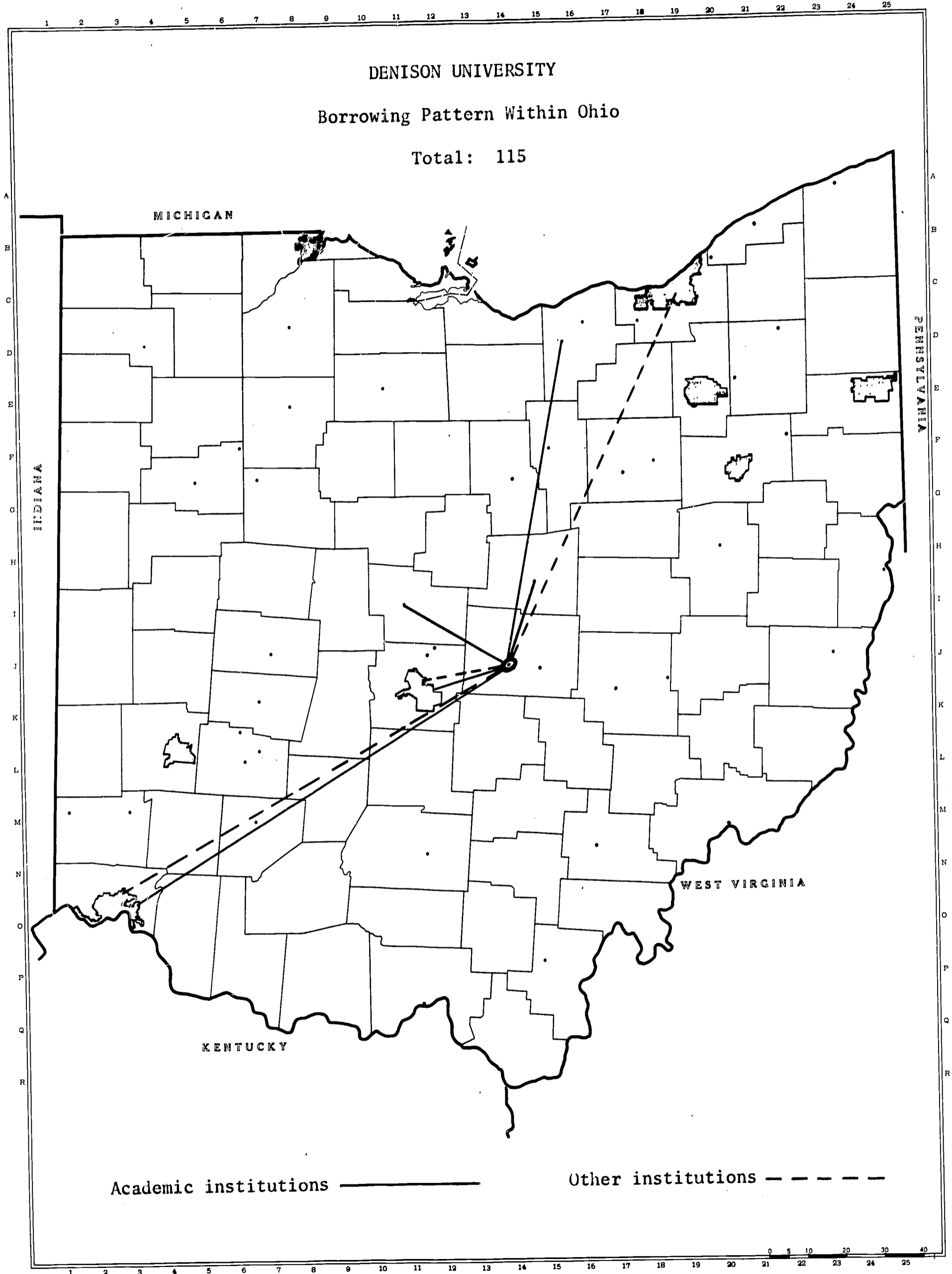
	Total	Academic 22%	Other 6%
D. C.	9	1 (1)	8
Illinois	7	7	-
Montana	6	6	-
Connecticut	5	5	-
Indiana	4	4	-
New York	3	3	-
Wisconsin	3	1	2
New Jersey	2	2	-
Pennsylvania	2	2	-
Massachusetts	1	1	-
Tennessee	1	1	-
Washington	1	1	-
Wyoming	<u>1</u>	<u>1</u>	<u>-</u>
TOTAL:	45	35	10

NOTE: Figure in parenthesis (1) indicates thesis or dissertation, and is included in the total for that academic library.

DENISON UNIVERSITY

Borrowing Pattern Within Ohio

Total: 115



Academic institutions —————

Other institutions - - - - -

KENYON COLLEGE
Borrowing Pattern

Total: 142

Ohio: 80%

Out of State: 20%

Academic: 67%

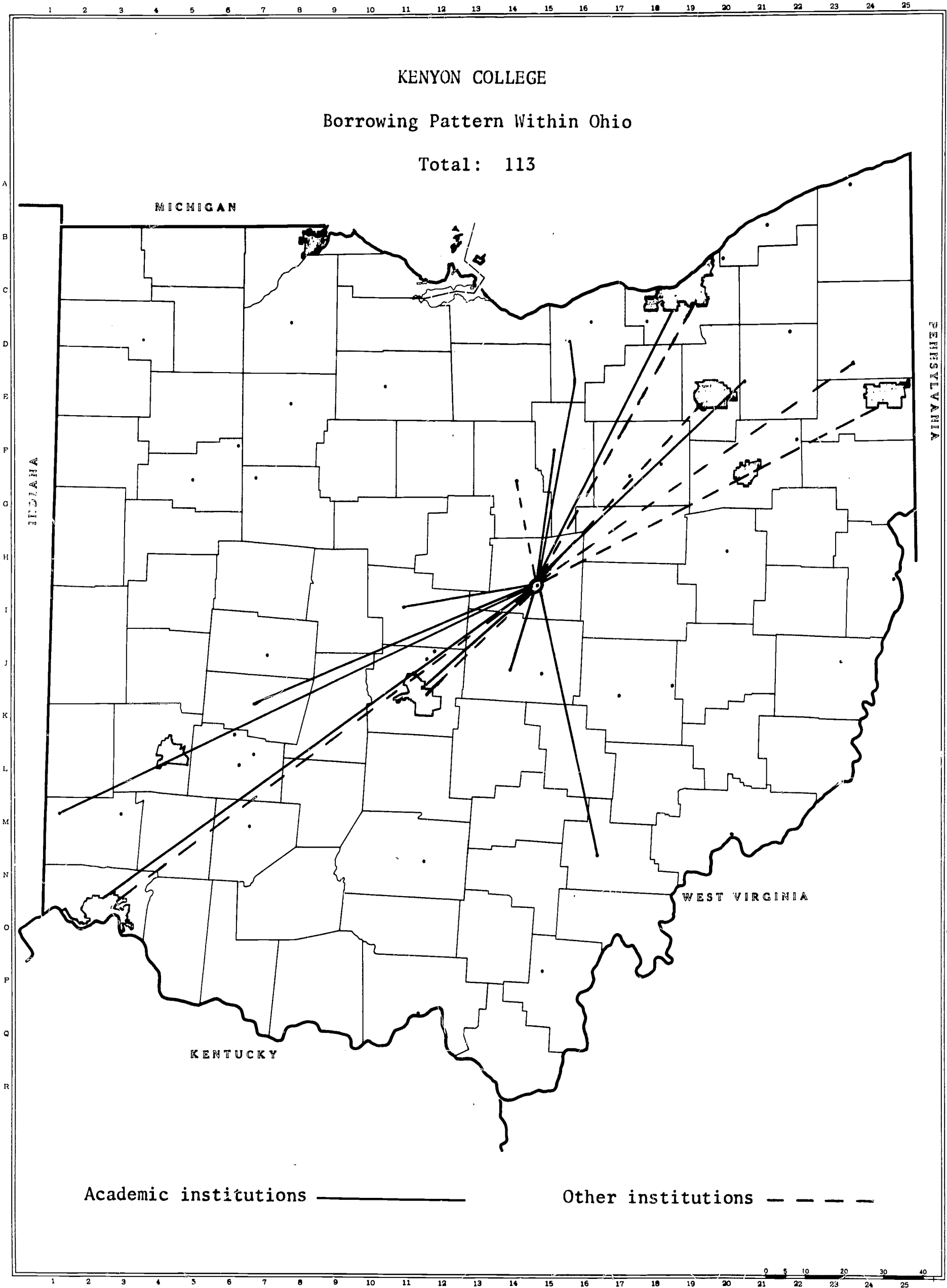
Oberlin	16
Miami	15
Hebrew Union (1)	14
Ohio Wesleyan	13
Ohio State	10
Cincinnati	7
C.W.R.U.	6
Denison	4
Kent	3
Ashland	2
John Carroll	2
Capital	1
Ohio University	1
Wittenberg	<u>1</u>
TOTAL:	95

Other: 13%

Cleveland	5
Cincinnati	4
Columbus	4
Mansfield	2
Akron	1
Warren	1
Youngstown	<u>1</u>
TOTAL:	18

	Total	Academic 15%	Total 5%
D. C.	7	2 (1)	5
New York	5	3	2
Massachusetts	3	3 (2)	-
Minnesota	3	3	-
Illinois	2	2	-
Michigan	2	2	-
California	1	1	-
Connecticut	1	1	-
Indiana	1	1	-
Kentucky	1	1	-
North Carolina	1	1	-
Pennsylvania	1	1	-
Texas	<u>1</u>	<u>1</u>	<u>-</u>
TOTAL:	29	22	7

NOTE: Figures in parentheses () indicate theses or dissertations, and are included in the total for each academic library.



METHODIST THEOLOGICAL SCHOOL

Borrowing Pattern

Total: 44

Ohio: 43%

Out of State: 57%

Academic: 43%

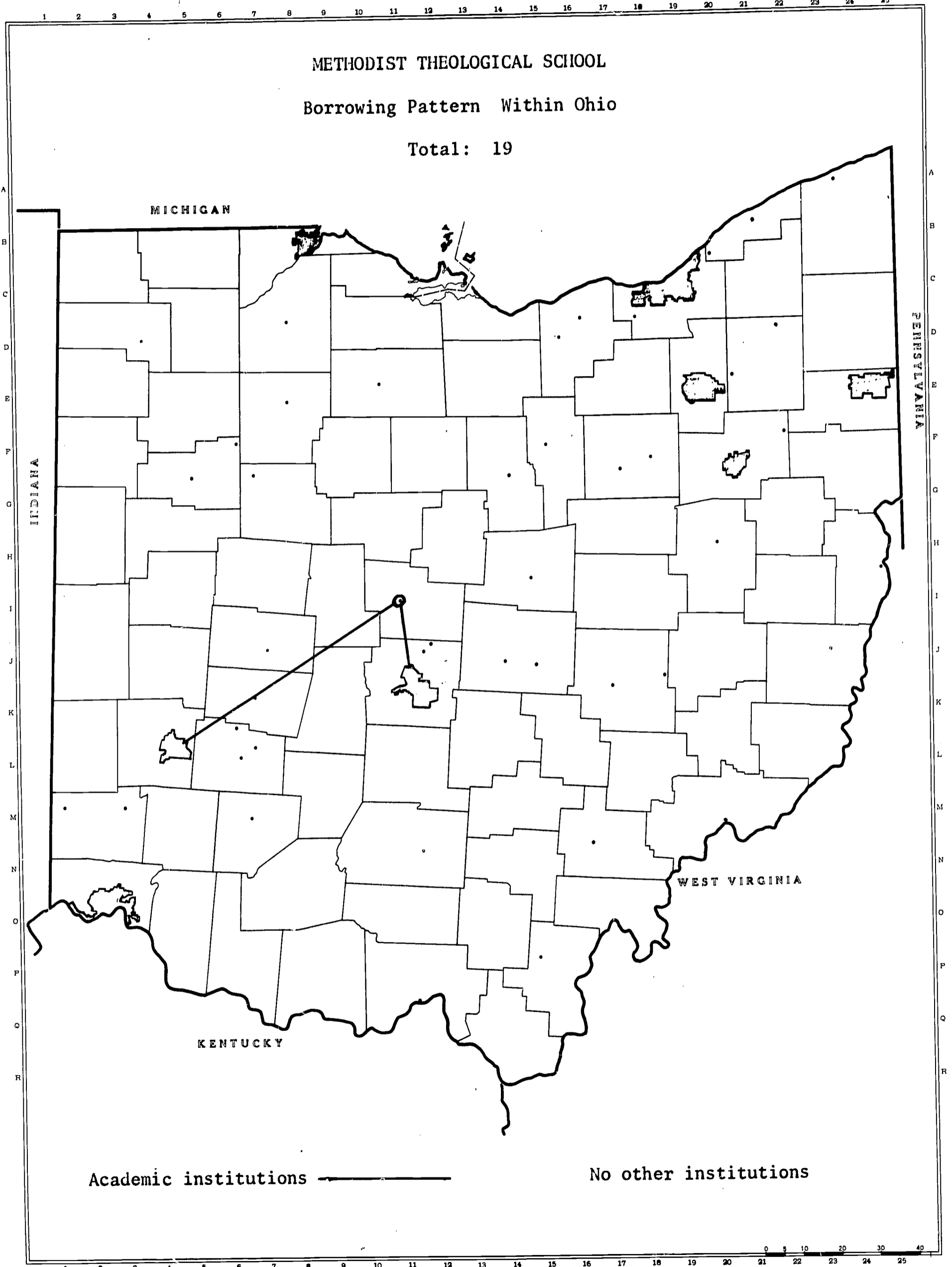
Ohio State	13
United Theological	4
Capital	1
Ohio Wesleyan	<u>1</u>
TOTAL:	19

	Total	Academic 55%	Other 2%
New York	21	20 (1)	1
Connecticut	1	1	-
Kentucky	1	1	-
Pennsylvania	1	1	-
Virginia	<u>1</u>	<u>1</u> (1)	<u>-</u>
TOTAL:	25	24	1

NOTE: Figures in parentheses (1) indicate theses or dissertations, and are included in the total for each academic library.

METHODIST THEOLOGICAL SCHOOL
Borrowing Pattern Within Ohio

Total: 19



Academic institutions —————

No other institutions .

OHIO STATE UNIVERSITY

Borrowing Pattern

Total: 5,739

Ohio: 15%

Out of State: 85%

Academic: 11%

Total Academic 62% Other 23%

Cincinnati (8)	159
Oberlin (1)	139
C.W.R.U. (5)	112
Miami (3)	58
Ohio University (1)	49
Ohio Wesleyan	38
Hebrew Union	35
Akron (1)	7
John Carroll	4
Kent State (1)	4
Toledo	4
Xavier	4
Bowling Green (3)	3
Air Force Inst. (3)	3
Marietta	3
Wilmington	2
Wooster	2
Baldwin Wallace	1
Cleveland State	1
Dayton	1
Denison	1
Kenyon	1
Pont. Coll. Josephinum	1
Total:	632

Other: 4%

Cleveland	109
Columbus	69
Cincinnati	31
Dayton	7
Toledo	4
Akron	3
Fremont	1
Springfield	1
Youngstown	1
Total:	226

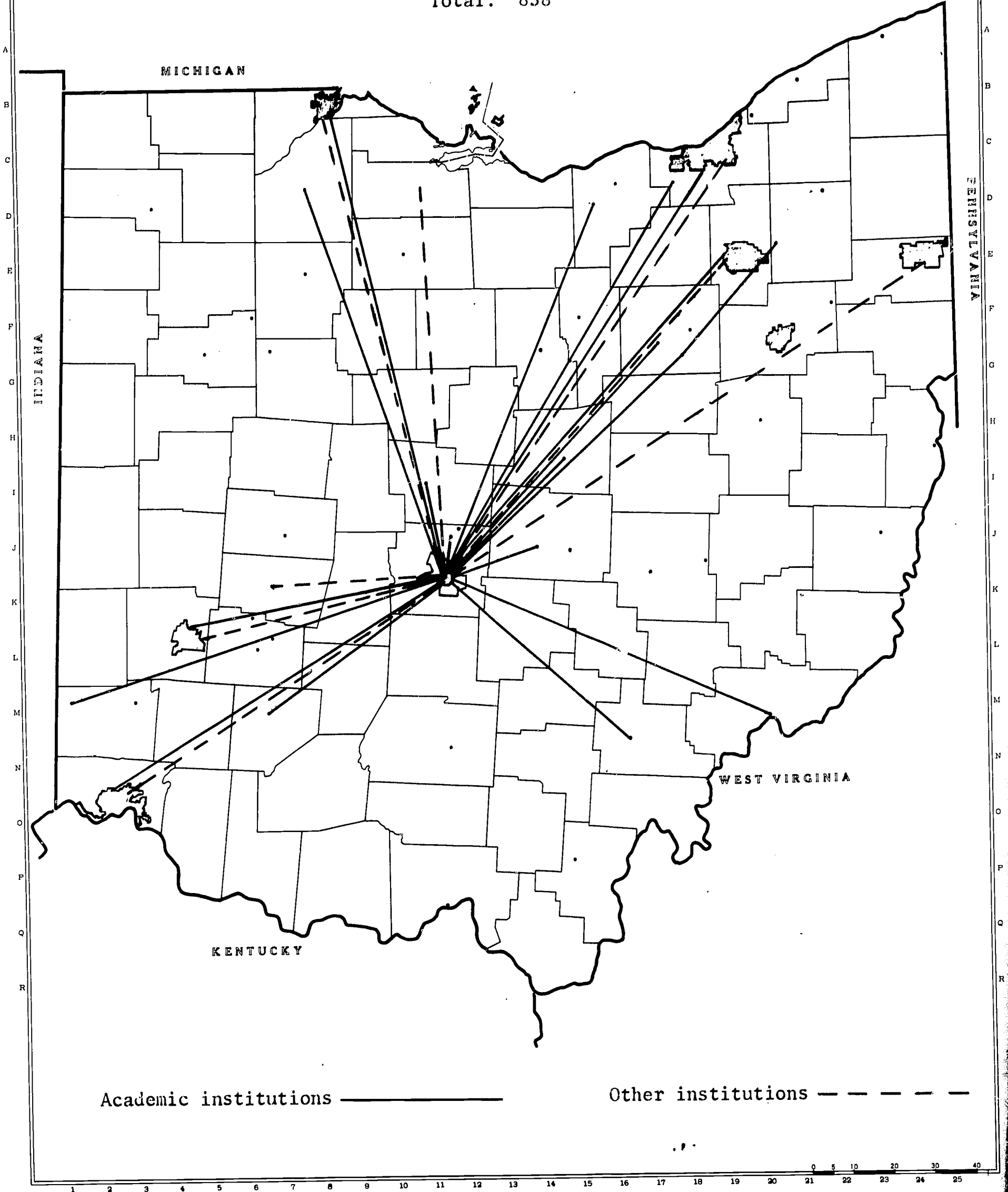
Illinois	844	518 (45)	326
Maryland	510	83 (9)	427
New York	390	308 (68)	82
Indiana	313	309 (42)	4
Pennsylvania	297	212 (46)	85
Michigan	272	261 (34)	11
California	253	194 (36)	59
Massachusetts	236	200 (47)	36
D. C.	228	20 (12)	208
Connecticut	180	177 (22)	3
Iowa	142	140 (29)	2
Missouri	118	105 (11)	15
New Jersey	109	108 (5)	1
Minnesota	106	103 (18)	3
Kentucky	103	99 (7)	4
Kansas	80	73 (5)	7
North Carolina	78	78 (34)	-
Texas	72	70 (31)	2
Wisconsin	59	32 (11)	27
Tennessee	56	50 (22)	6
Virginia	51	49 (2)	2
Washington	45	43 (29)	2
Rhode Island	42	42 (1)	-
Florida	36	36 (19)	-
New Hampshire	28	23	5
Oklahoma	22	21 (17)	1
Georgia	21	21	-
Oregon	21	20 (15)	1
Colorado	19	13 (10)	6
Louisiana	18	17 (3)	1
Arizona	17	17 (6)	-
Alabama	13	13 (4)	-
Utah	12	12 (12)	-
South Carolina	11	11	-
North Dakota	10	10 (9)	-
Wyoming	10	10 (8)	-
Mississippi	9	7 (4)	2
Montana	8	7 (7)	1
Nebraska	7	7 (5)	-
West Virginia	6	3	3
Delaware	5	5 (2)	-
South Dakota	4	4 (4)	-
Arkansas	2	2	-
Idaho	2	2 (1)	-
Nevada	2	2 (2)	-
New Mexico	2	2 (2)	-
Canada & abroad	12	7 (2)	5

Total: 4,831 3,546 1,535

NOTE: Figures in parentheses () indicate theses or dissertations, and are included in the total for each academic library.

OHIO STATE UNIVERSITY
Borrowing Pattern Within Ohio

Total: 858



Academic institutions —————

Other institutions - - - - -

OHIO WESLEYAN UNIVERSITY

Borrowing Pattern

Total: 399

Ohio: 48%

Out of State: 52%

Academic: 38%

Academic
42%

Other
10%

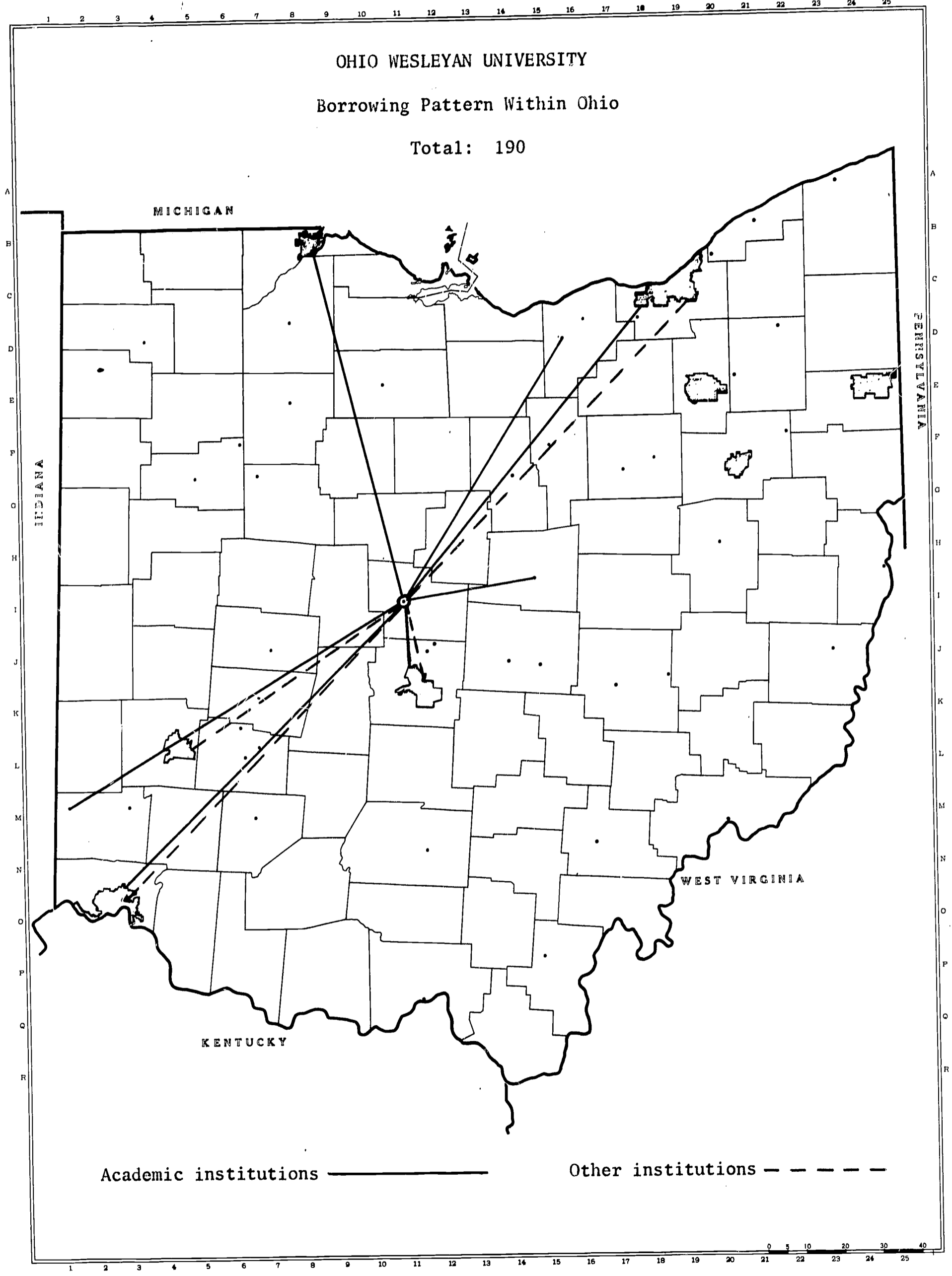
	Total	Academic 42%	Other 10%
Ohio State (3)	110		
C.W.R.U.	18		
Oberlin	11		
Cincinnati	5		
Miami	4		
Hebrew Union	1		
Kenyon	1		
Toledo	<u>1</u>		
TOTAL:	151		
Other: 10%			
Columbus	18		
Cleveland	16		
Cincinnati	3		
Dayton	<u>2</u>		
TOTAL:	39		
New York	40	36 (3)	4
D. C.	23	1	22
Michigan	20	20 (1)	-
Illinois	18	18 (6)	-
Pennsylvania	17	12	5
Massachusetts	16	14	2
North Carolina	10	10	-
California	8	7	1
Connecticut	7	7	-
Colorado	6	5	1
Louisiana	5	5	-
Maryland	5	4 (1)	1
Texas	5	5	-
Minnesota	4	4	-
Kansas	3	3	-
New Jersey	3	3	-
Wisconsin	3	2	1
Georgia	2	2	-
Indiana	2	2	-
Rhode Island	2	2	-
Tennessee	2	2 (1)	-
Alabama	1	1	-
Arizona	1	1	-
Iowa	1	1 (1)	-
Missouri	1	-	1
North Dakota	1	1	-
Oklahoma	1	1	-
South Dakota	1	1 (1)	-
Washington	<u>1</u>	<u>1</u> (1)	-
TOTAL:	209	171	38

NOTE: Figures in parentheses () indicate theses or dissertations, and are included in the total for each academic library.

OHIO WESLEYAN UNIVERSITY

Borrowing Pattern Within Ohio

Total: 190



Academic institutions —————

Other institutions - - - - -

OTTERBEIN COLLEGE

Borrowing Pattern

Total: 20

Ohio: 20%

Out of State: 80%

Academic: 10%

Miami 1
Oberlin (1) 1
TOTAL: 2

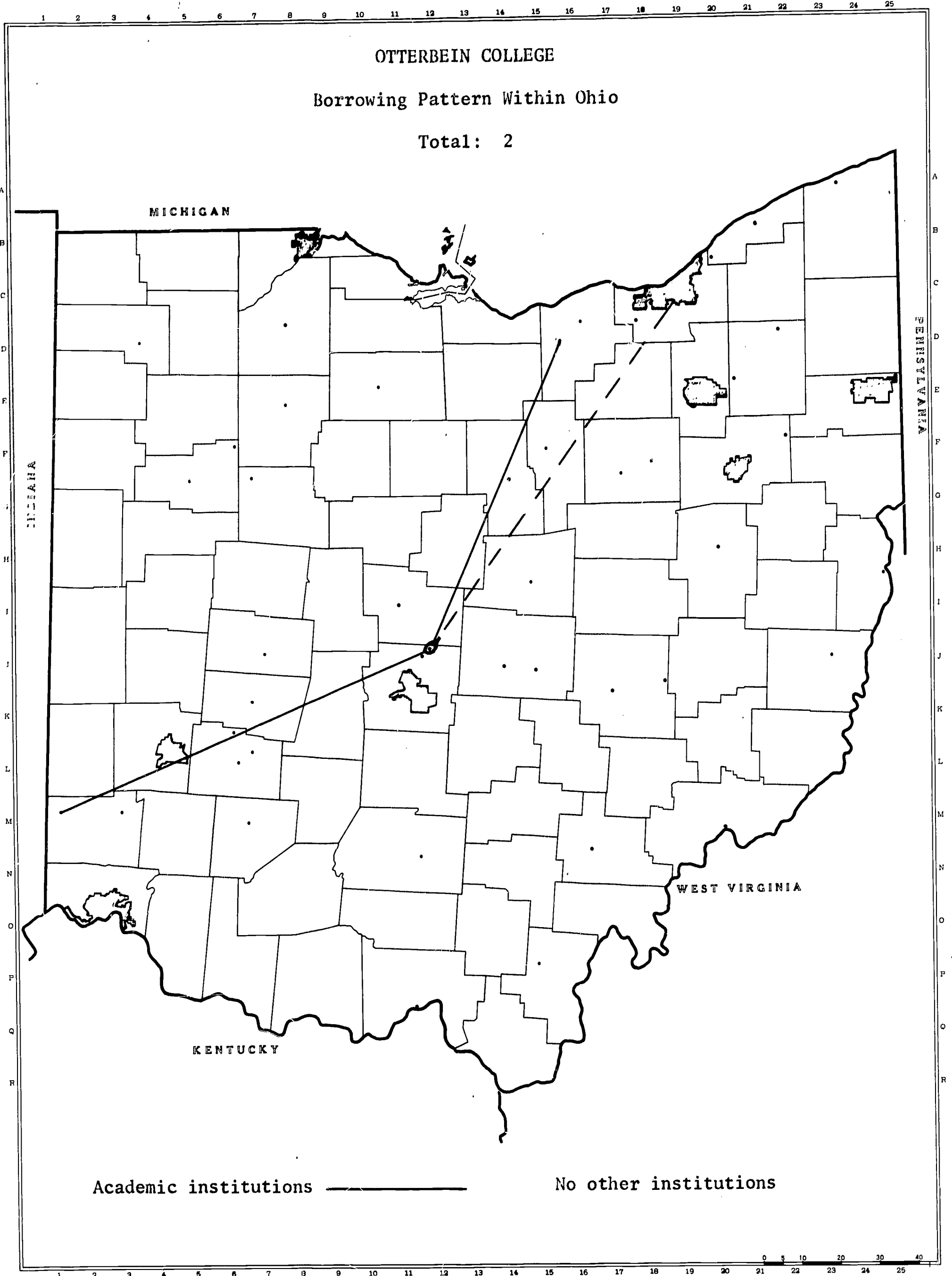
Other: 10%

Cleveland 2

	Total	Academic 60%	Other 20%
New York	6	4	2
Illinois	5	4	1
Connecticut	1	1 (1)	-
D. C.	1	-	1
Indiana	1	1 (1)	-
Tennessee	1	1	-
Wisconsin	<u>1</u>	<u>1</u>	<u>-</u>
TOTAL:	16	12	4

NOTE: Figures in parentheses (1) indicate theses or dissertations, and are included in the total for each academic library.

OTTERBEIN COLLEGE
Borrowing Pattern Within Ohio
Total: 2



Academic institutions ————

No other institutions - - - - -

PONTIFICAL COLLEGE JOSEPHINUM

Borrowing Pattern

Total: 12

Ohio: 75%

Out of State: 25%

Academic: ---

Academic: 25%

New York 1

Other: 75%

Canada 2

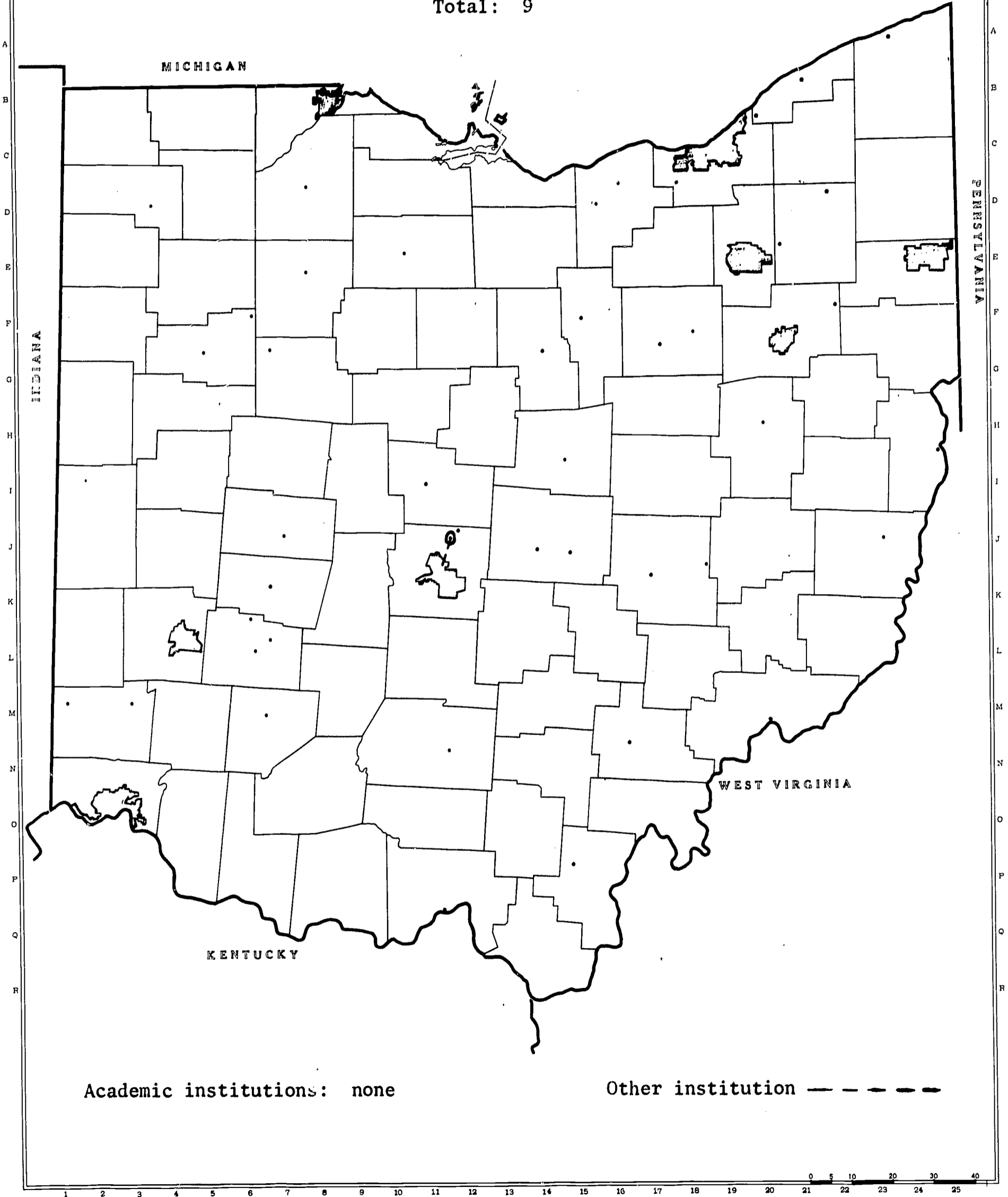
Columbus 9

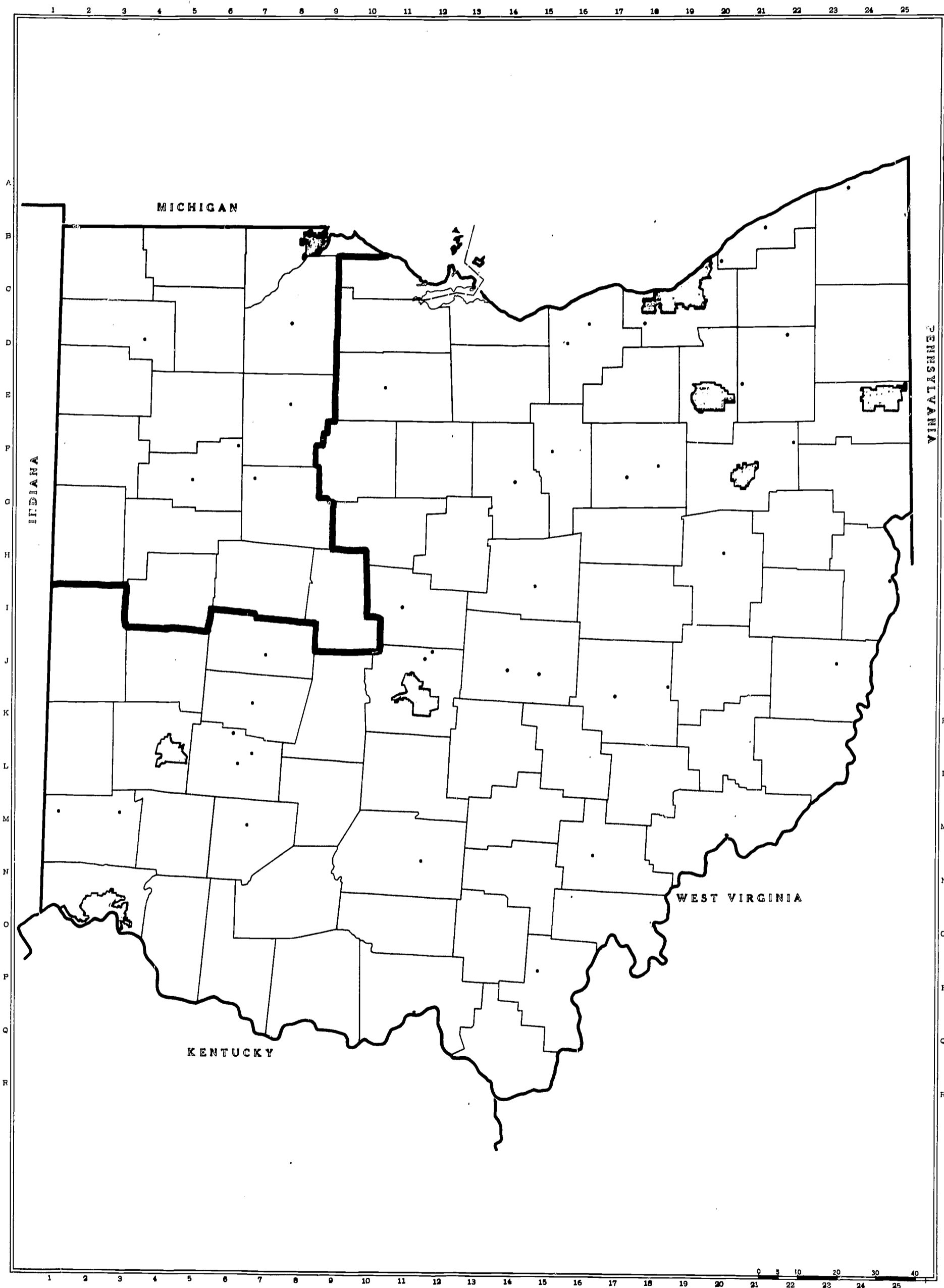
TOTAL: 3

PONTIFICAL COLLEGE JOSEPHINUM

Borrowing Pattern Within Ohio

Total: 9





NORTH WEST

Lima (OSU)	10,000
Findlay	46,110
Bluffton	50,370
Defiance	53,500
Ohio Northern	115,000
Bowling Green	538,267
Toledo:	
Mary Manse	61,710
Toledo	600,000

BLUFFTON COLLEGE
Borrowing Pattern

Total: 113

Ohio: 57%

Out of State: 43%

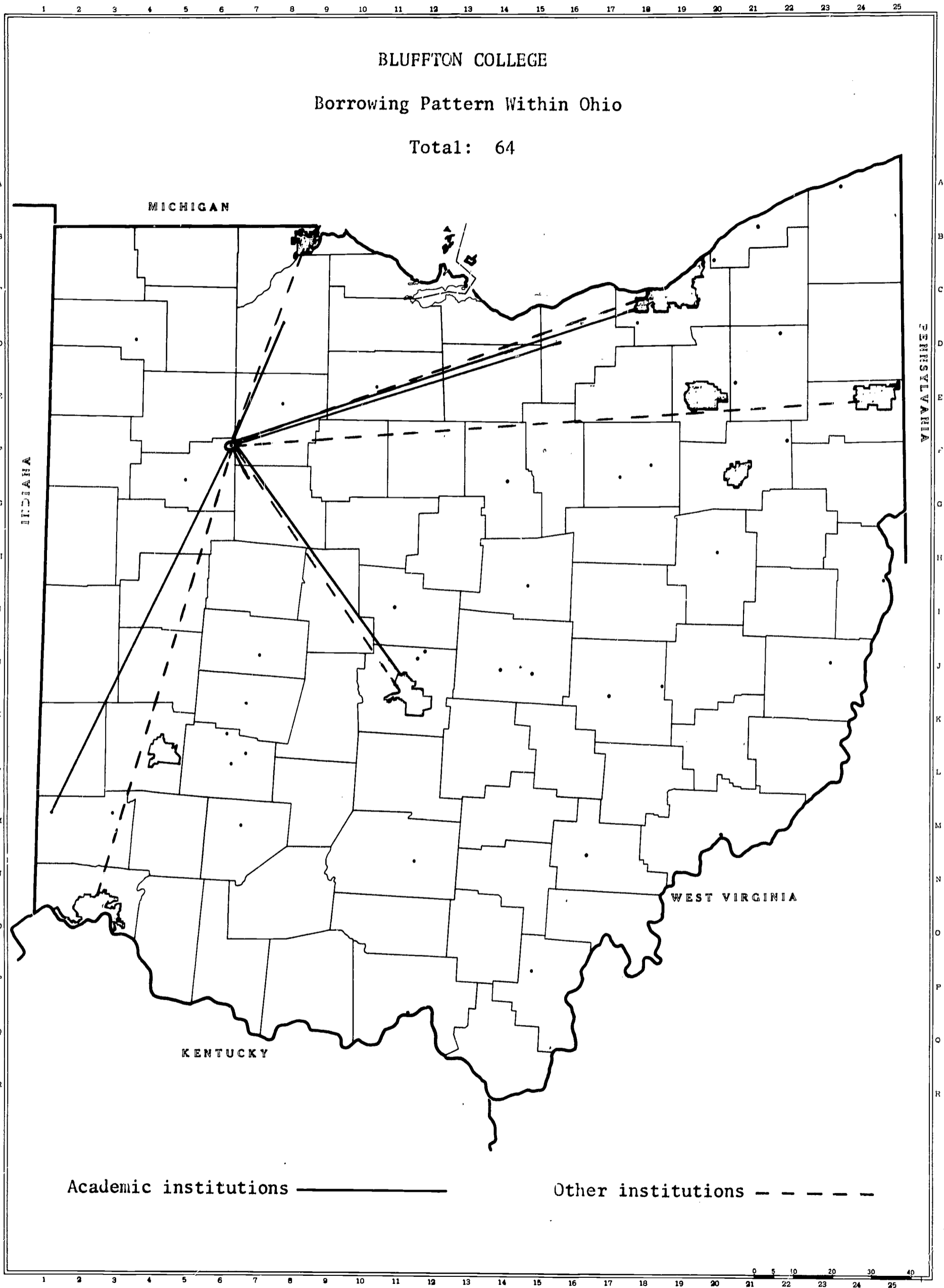
Academic: 41%

Academic
36%

Other
3%

	Total	Academic 36%	Other 3%
Ohio State	28		
C.W.R.U.	10		
Oberlin	4		
Miami	2		
Bowling Green	1		
Ohio Northern	<u>1</u>		
TOTAL:	46		
Other: 16%			
Columbus	8		
Cleveland	5		
Cincinnati	3		
Toledo	1		
Youngstown	<u>1</u>		
TOTAL:	18		
Indiana	21	21 (11)	-
Illinois	5	5 (1)	-
D. C.	3	-	3
New York	3	3	-
Pennsylvania	3	3 (2)	-
Kentucky	2	2	-
Massachusetts	2	2	-
North Carolina	2	2	-
California	1	1	-
Connecticut	1	-	1
Maryland	1	-	1
Michigan	1	1	-
New Jersey	1	1	-
Wisconsin	1	-	1
Wyoming	1	-	1
Canada	<u>1</u>	-	<u>1</u>
TOTAL:	49	41	8

NOTE: Figures in parentheses () indicate theses or dissertations, and are included in the total for each academic library.



BOWLING GREEN STATE UNIVERSITY

Borrowing Pattern

Total: 933

Ohio: 31%

Out of State: 69%

Academic: 30%

Total Academic 58% Other 11%

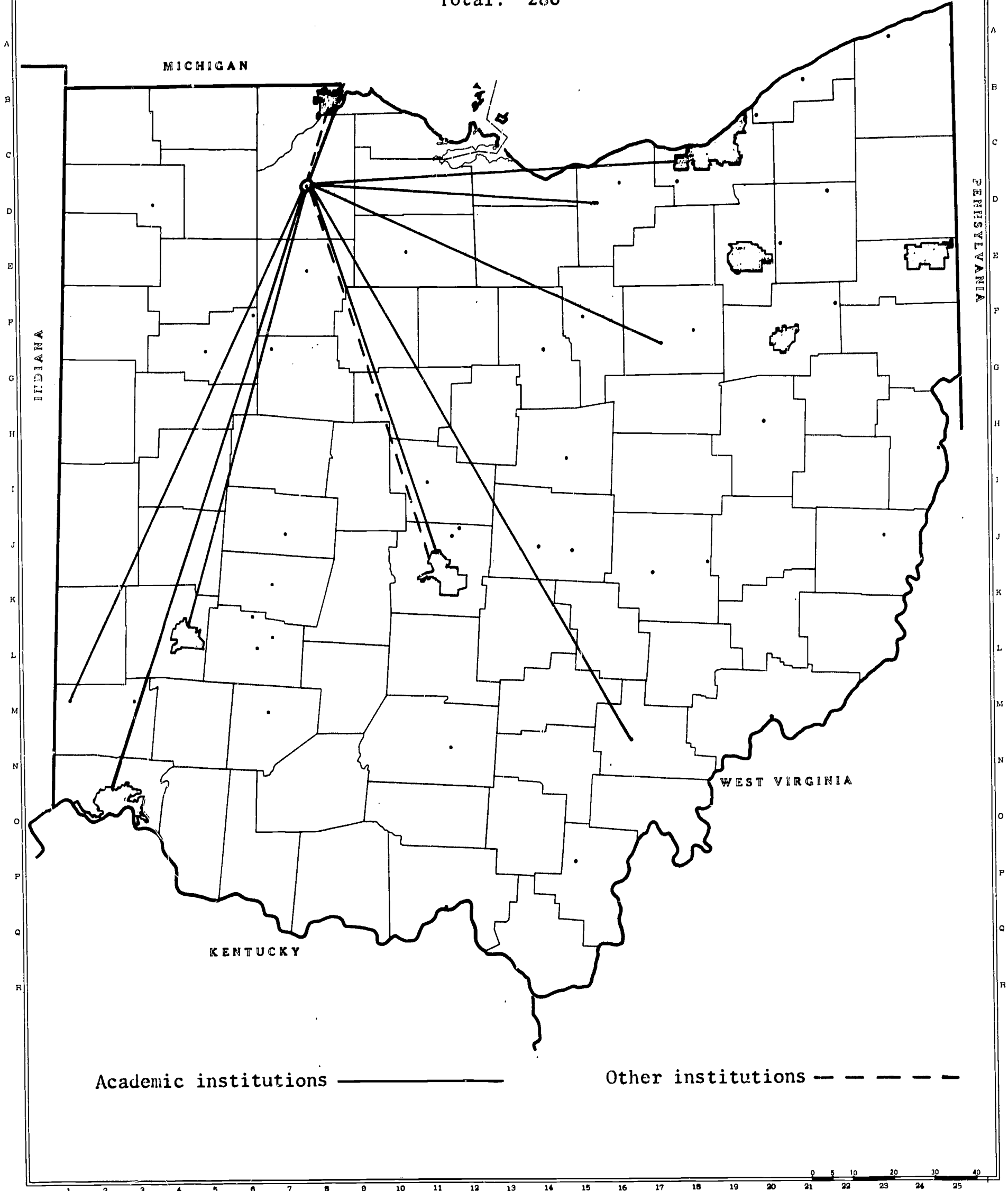
			Total	Academic 58%	Other 11%
Ohio State	207	Indiana	225	225	-
Oberlin	26	Michigan	91	91	-
Cincinnati	21	Illinois	77	69 (1)	8
Toledo	11	Massachusetts	47	25	22
C.W.R.U.	8	D. C.	39	3	36
Miami	3	New York	31	21	10
Air Force Institute	1	Pennsylvania	21	18	3
Ohio University	1	Maryland	14	1	13
Wooster	<u>1</u>	Missouri	13	13	-
Total:	279	New Jersey	10	8	2
		Wisconsin	10	9	1
		California	8	7 (2)	1
		Minnesota	8	7	1
		Kentucky	6	6	-
		Colorado	5	4	1
		Connecticut	5	4	1
		Iowa	5	5	-
		Louisiana	5	5	-
		North Carolina	4	4	-
		Florida	3	3	-
		New Hampshire	3	3	-
		Kansas	2	2	-
		Nebraska	2	2	-
		Oklahoma	2	2	-
		Vermont	2	2	-
		Washington	2	2	-
		Georgia	1	1	-
		Maine	1	1	-
		Rhode Island	1	1	-
		Texas	1	-	1
		Virginia	1	1	-
		West Virginia	1	1	-
		Wyoming	<u>1</u>	<u>1</u>	<u>-</u>
		Total:	647	547	100

NOTE: Figures in parentheses () indicate theses or dissertations, and are included in the total for each academic library.

BOWLING GREEN STATE UNIVERSITY

Borrowing Pattern Within Ohio

Total: 286



Academic institutions —————

Other institutions - - - - -

DEFIANCE COLLEGE
Borrowing Pattern

Total: 31

Ohio: 68%

Out of State: 32%

Academic: 62%

Bowling Green	11
Ohio State (2)	4
Cincinnati	1
Heidelberg	1
Miami	1
Ohio Wesleyan	<u>1</u>
TOTAL:	19

	Total	Academic 26%	Other 6%
Michigan	4	4	-
D. C.	1	-	1
Illinois	1	-	1
Missouri	1	1	-
New York	1	1 (1)	-
Wisconsin	1	1	-
Virginia	<u>1</u>	<u>1</u>	<u>-</u>
TOTAL:	10	8	2

Other: 6%

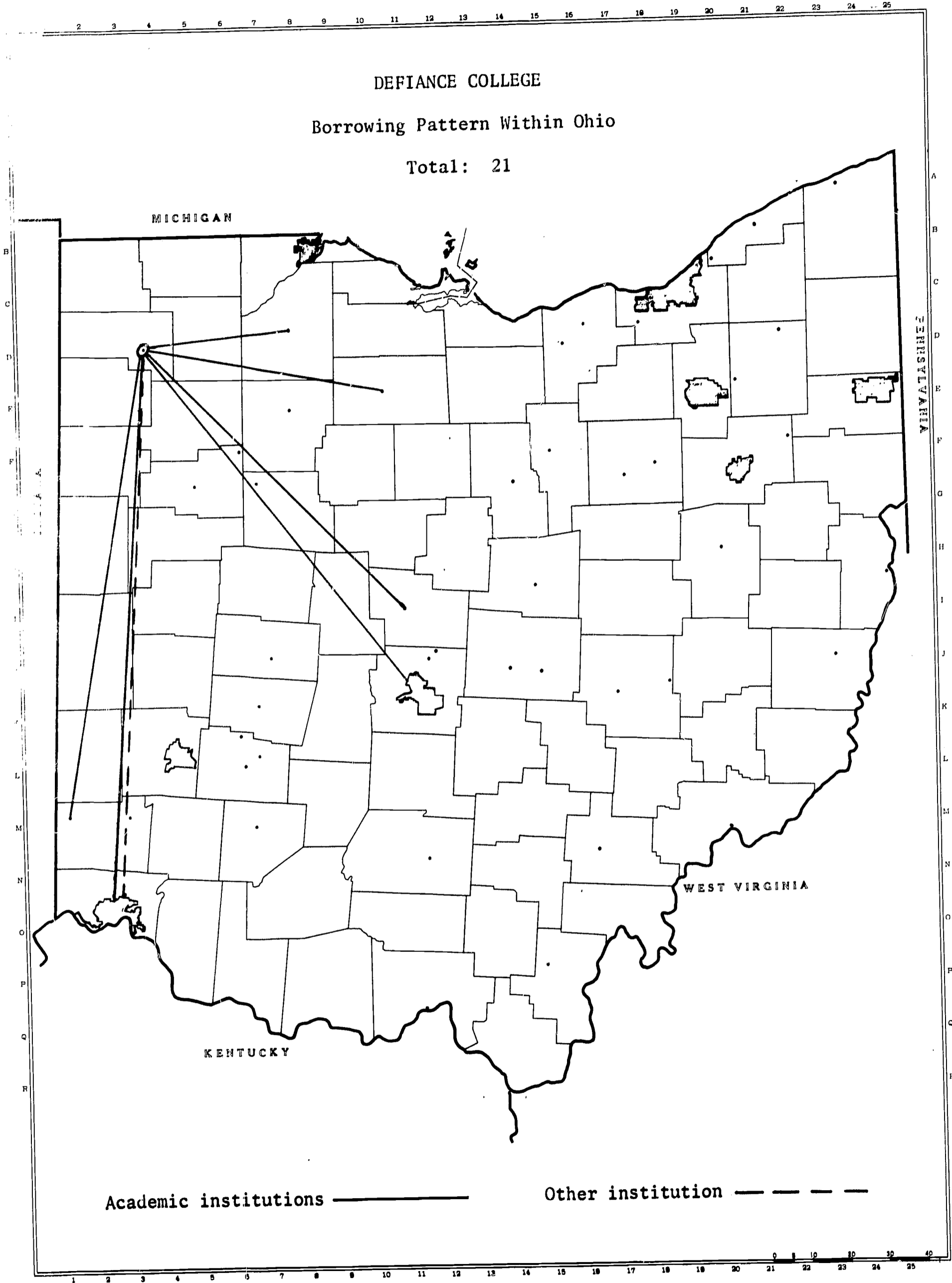
Cincinnati	2
------------	---

NOTE: Figures in parentheses () indicate theses or dissertations, and are included in the total for each academic institution.

DEFIANCE COLLEGE

Borrowing Pattern Within Ohio

Total: 21



FINDLAY COLLEGE
Borrowing Pattern

Total: 62

Ohio: 68%

Out of State: 32%

Academic: 45%

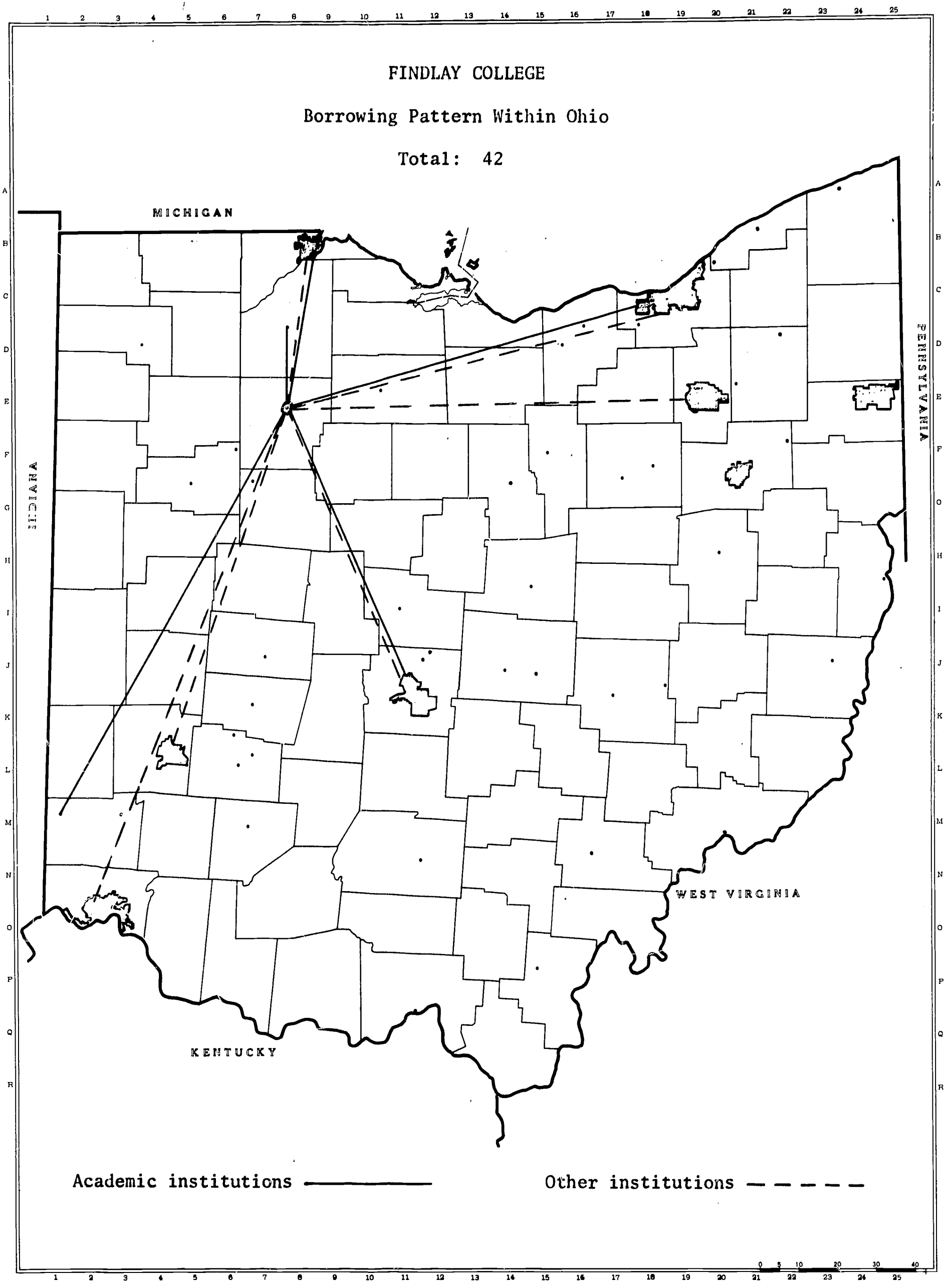
Academic: 32%

Bowling Green	10
C.W.R.U.	8
Western	5
Ohio State	4
Toledo	<u>1</u>
TOTAL:	28

Pennsylvania	7
Michigan	6
West Virginia	5
Illinois	<u>2</u>
TOTAL:	20

Other: 23%

Cincinnati	5
Cleveland	4
Columbus	2
Akron	1
Dayton	1
Toledo	<u>1</u>
TOTAL:	14



LIMA BRANCH
Ohio State University

Borrowing Pattern

Total: 26

Ohio: 27%

Out of State: 73%

Academic: 8%

Total	Academic 46%	Other 27%
-------	-----------------	--------------

C.W.R.U.	1
Ohio State	<u>1</u>
TOTAL:	2

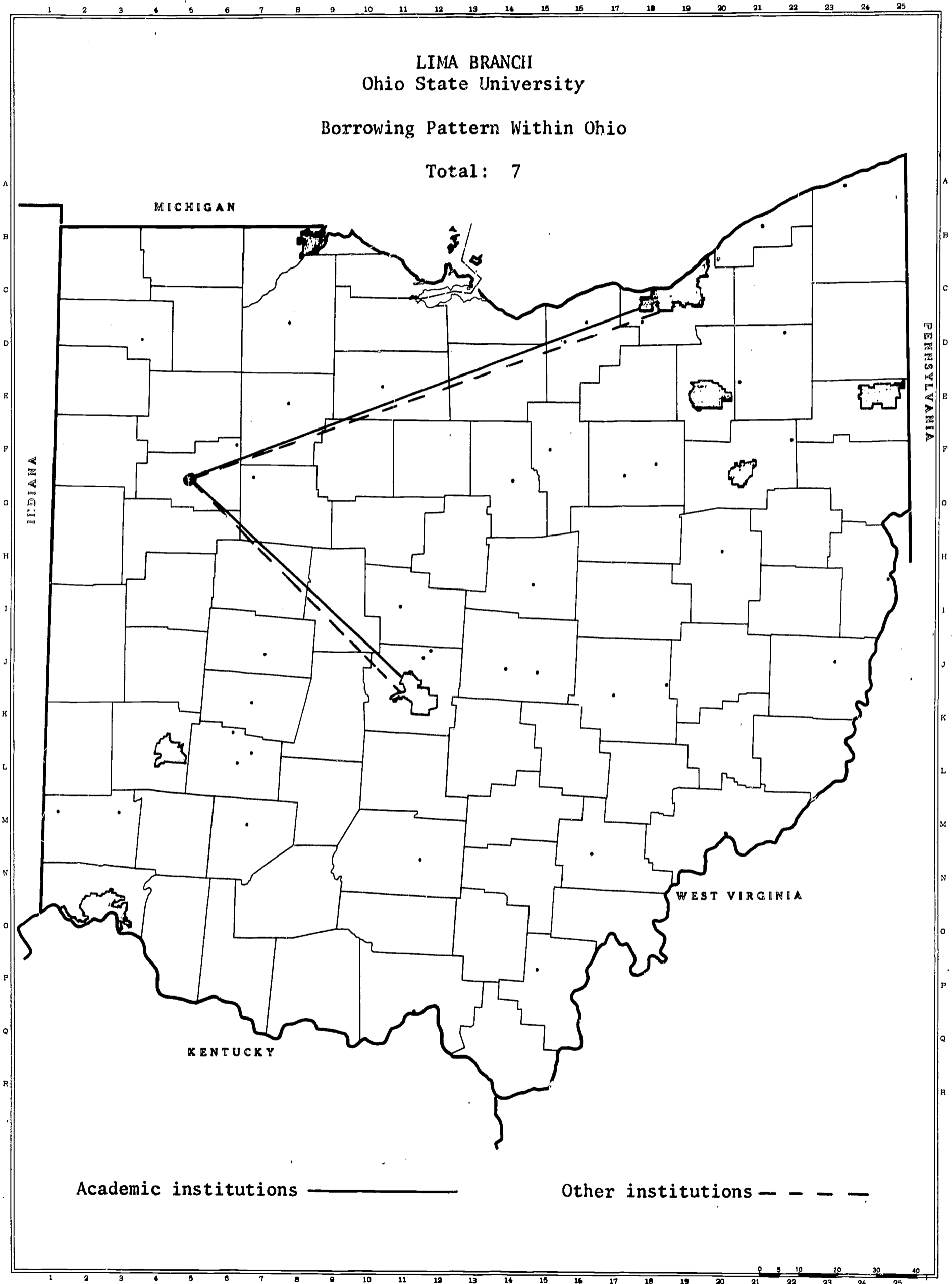
D. C.	7	-	7
Massachusetts	4	4 (2)	-
New York	2	2 (1)	-
Pennsylvania	2	2 (2)	-
Illinois	1	1	-
Kansas	1	1 (1)	-
Minnesota	1	1	-
North Carolina	<u>1</u>	<u>1</u>	<u>1</u>
TOTAL:	19	12	7

Other: 19%	
Cleveland	3
Columbus	<u>2</u>
TOTAL:	5

NOTE: Figures in parentheses () indicate theses or dissertations, and are included in the total for each academic library.

LIMA BRANCH
Ohio State University
Borrowing Pattern Within Ohio

Total: 7



OHIO NORTHERN UNIVERSITY

Borrowing Pattern

Total: 44

Ohio: 77%

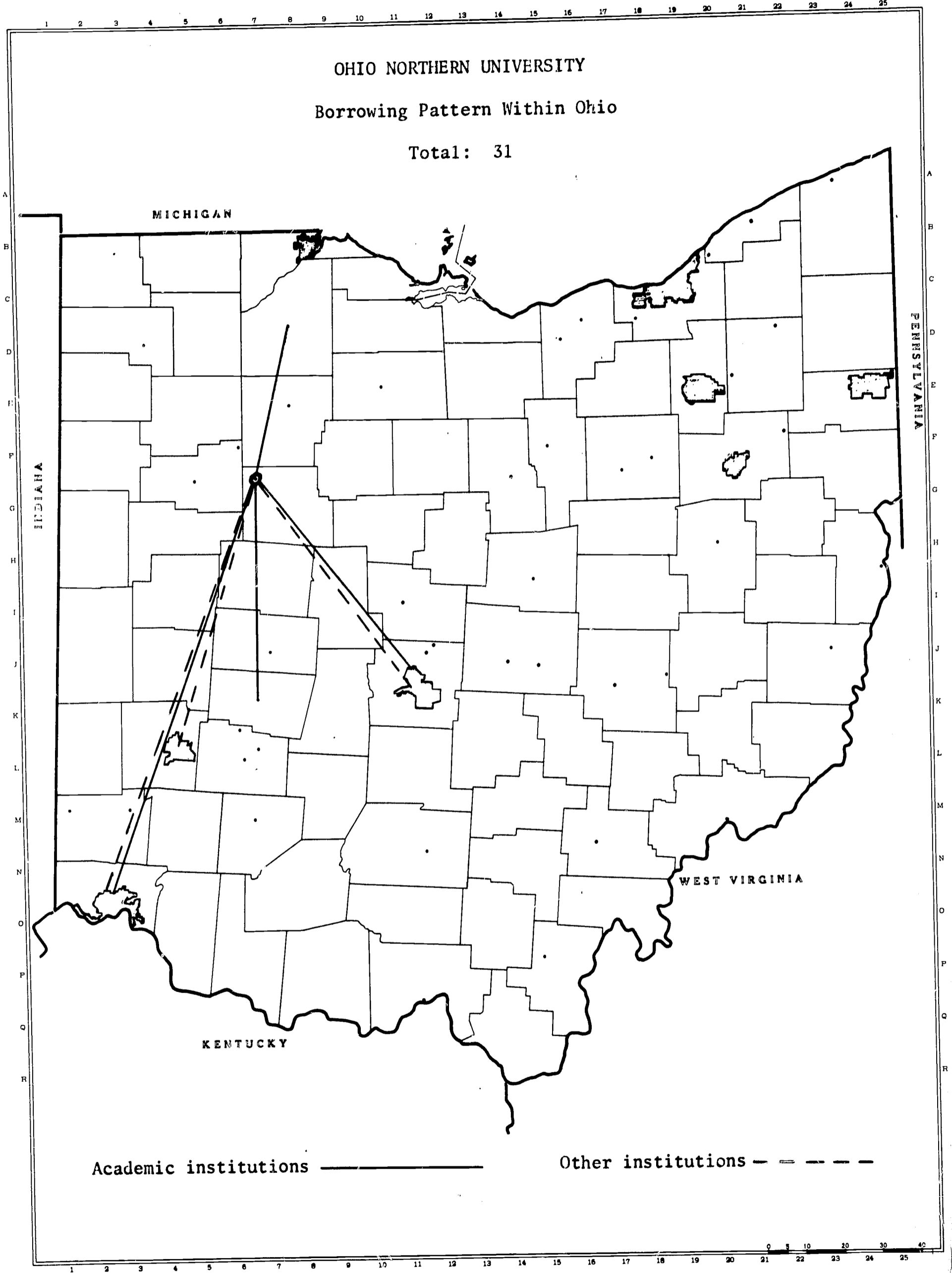
Out of State: 23%

Academic: 70%		Academic 14%			Other 9%
		Total			
Ohio State (1)	28	Illinois	2	-	2
Bowling Green	1	Michigan	2	2	-
Cincinnati	1	New York	2	2	-
Wittenberg	<u>1</u>	Colorado	1	-	1
TOTAL:	31	D. C.	1	-	1
		Indiana	1	1	-
		New Jersey	<u>1</u>	<u>1</u>	<u>1</u>
		TOTAL:	10	6	4
Other: 7%					
Cincinnati	1				
Columbus	1				
Dayton	<u>1</u>				
TOTAL:	3				

NOTE: Figure in parenthesis (1) indicates thesis or dissertations, and is included in the total for that academic library.

OHIO NORTHERN UNIVERSITY
Borrowing Pattern Within Ohio

Total: 31



Academic institutions —————

Other institutions - - - - -

UNIVERSITY OF TOLEDO

Borrowing Pattern

Total: 862

Ohio: 25%

Out of State: 75%

Academic: 22%

Total Academic 65% Other 10%

Ohio State (7)	84
Miami	21
Oberlin	17
Cincinnati (1)	15
C.W.R.U.	13
Ohio Wesleyan	11
John Carroll	5
Kent State (1)	5
Ohio University	5
Bowling Green	3
Xavier	3
Kenyon	2
Akron	1
Cleveland State	1
Hebrew Union	1
Marietta	1
St. John's	<u>1</u>
TOTAL:	189

Other: 3%

Cleveland	11
Columbus	8
Toledo	4
Fremont	2
Cincinnati	1
Sandusky	<u>1</u>
TOTAL:	27

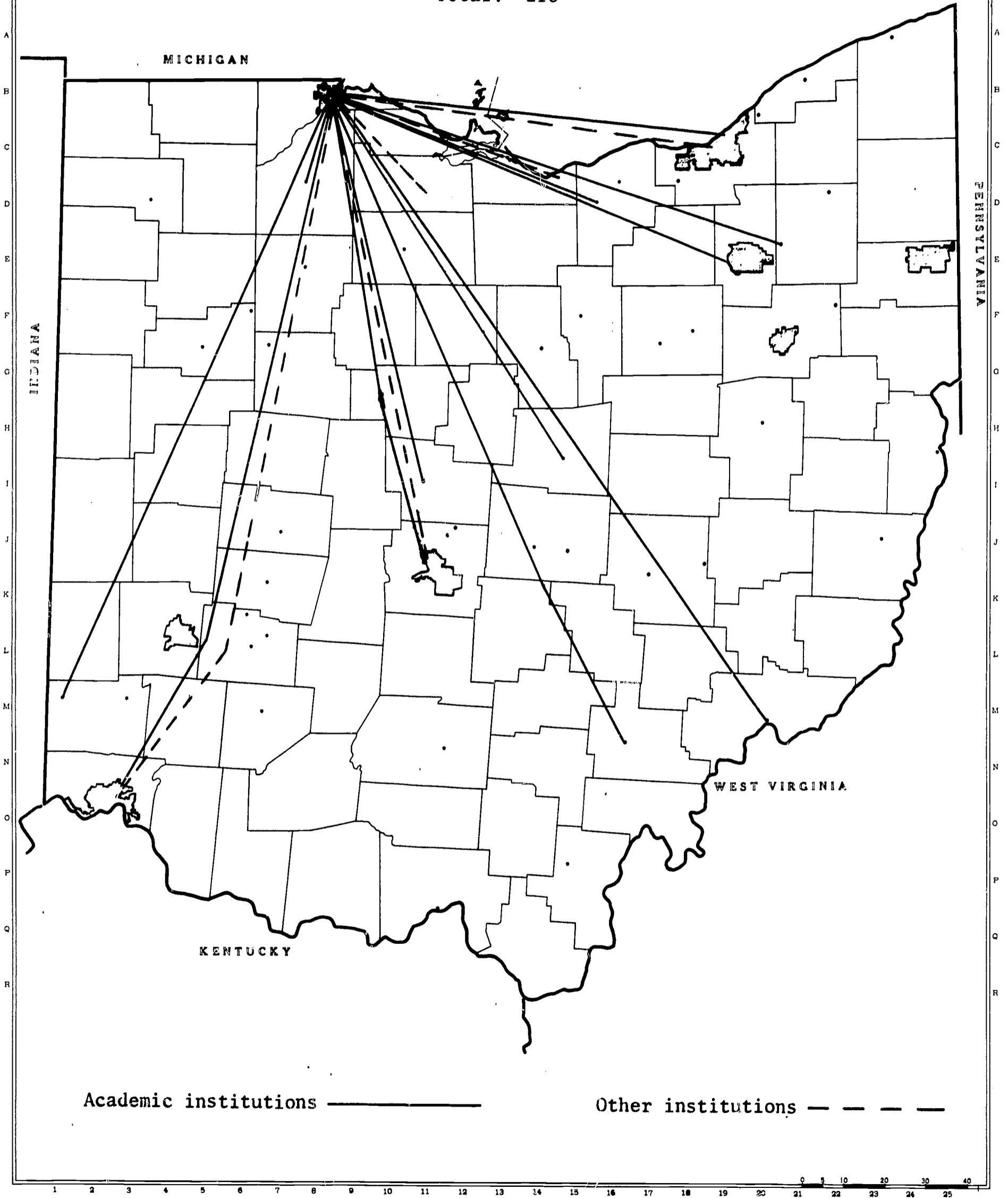
Michigan	71	67 (5)	4
Indiana	67	63 (4)	4
Massachusetts	57	47 (25)	10
Illinois	53	50 (17)	3
Pennsylvania	40	37 (15)	3
D. C.	38	3 (2)	35
New York	35	25 (4)	10
California	34	30 (19)	4
Iowa	31	31 (16)	-
Wisconsin	29	25 (19)	4
New Jersey	22	21 (4)	1
North Carolina	17	17 (3)	-
Kentucky	15	15 (1)	-
Maryland	14	12 (5)	2
Minnesota	14	14 (3)	-
Connecticut	12	12 (2)	-
Florida	10	10 (5)	-
Texas	10	10 (3)	-
Virginia	9	9 (1)	-
Tennessee	8	8 (2)	-
Washington	8	8 (6)	-
Oklahoma	6	6 (2)	-
Kansas	5	4 (1)	1
Louisiana	4	4 (1)	-
New Hampshire	4	4	-
Missouri	3	3	-
Rhode Island	3	3	-
Utah	3	3 (2)	-
Oregon	2	2 (2)	-
Alabama	1	1	-
Colorado	1	1	-
Delaware	1	1	-
Georgia	1	1	-
Idaho	1	1 (1)	-
Mississippi	1	1 (1)	-
New Mexico	1	1	-
North Dakota	1	1 (1)	-
South Carolina	1	1	-
South Dakota	1	1 (1)	-
Canada & abroad	<u>12</u>	<u>8 (1)</u>	<u>4</u>

TOTAL: 646 561 85

NOTE: Figures in parentheses () indicate theses or dissertations, and are included in the total for each academic library.

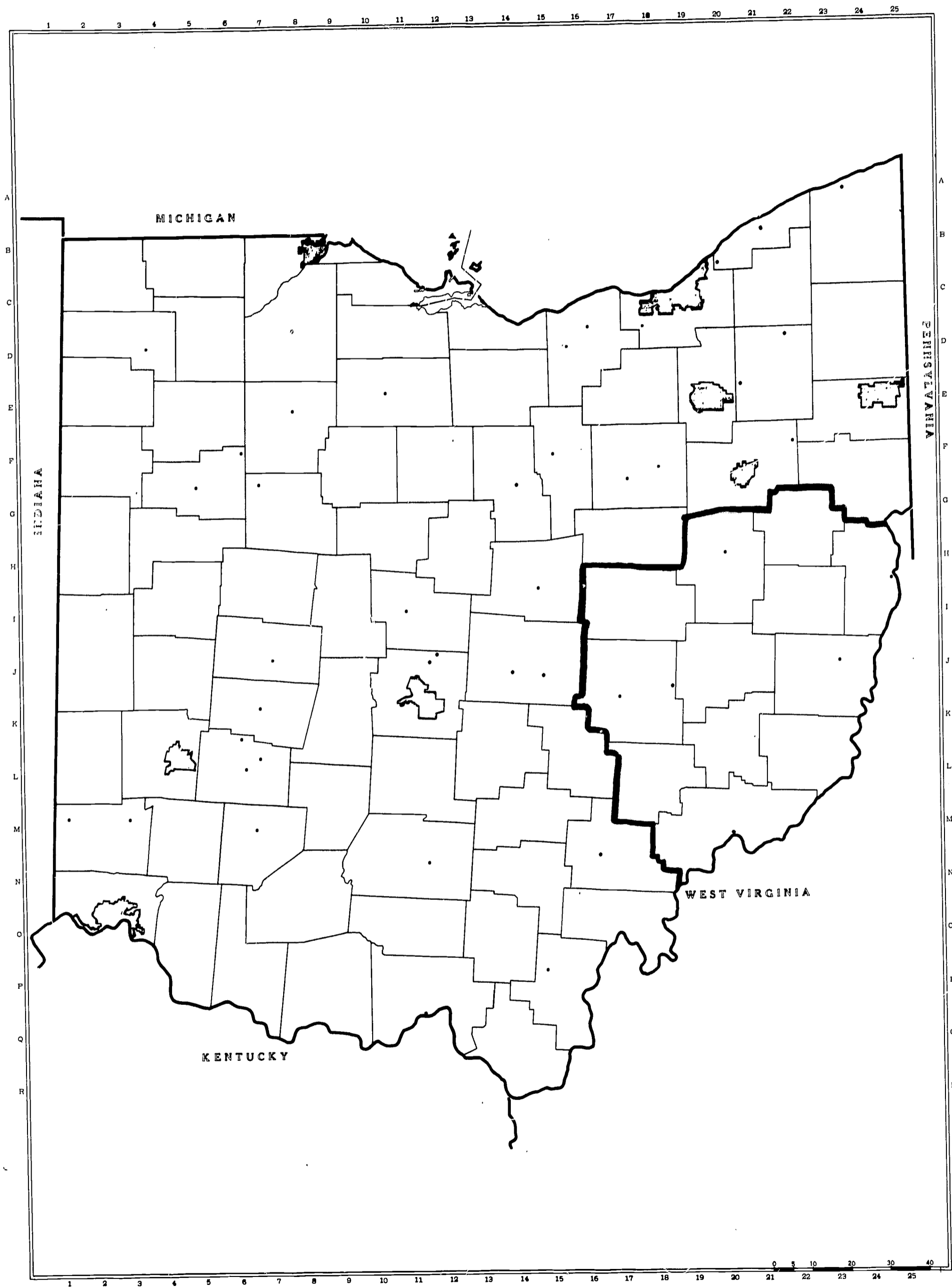
UNIVERSITY OF TOLEDO
Borrowing Pattern Within Ohio

Total: 216



Academic institutions —————

Other institutions - - - - -



SOUTH EAST

Tuscarawas (KSU)	7,000
Belmont (OU)	11,239
Zanesville (OU)	11,688
Steubenville	54,000
Muskingum	100,000
Marietta	150,000

MARIETTA COLLEGE

Borrowing Pattern

Total: 92

Ohio: 75%

Out of State: 25%

Academic: 74%

Academic
21%

Other
4%

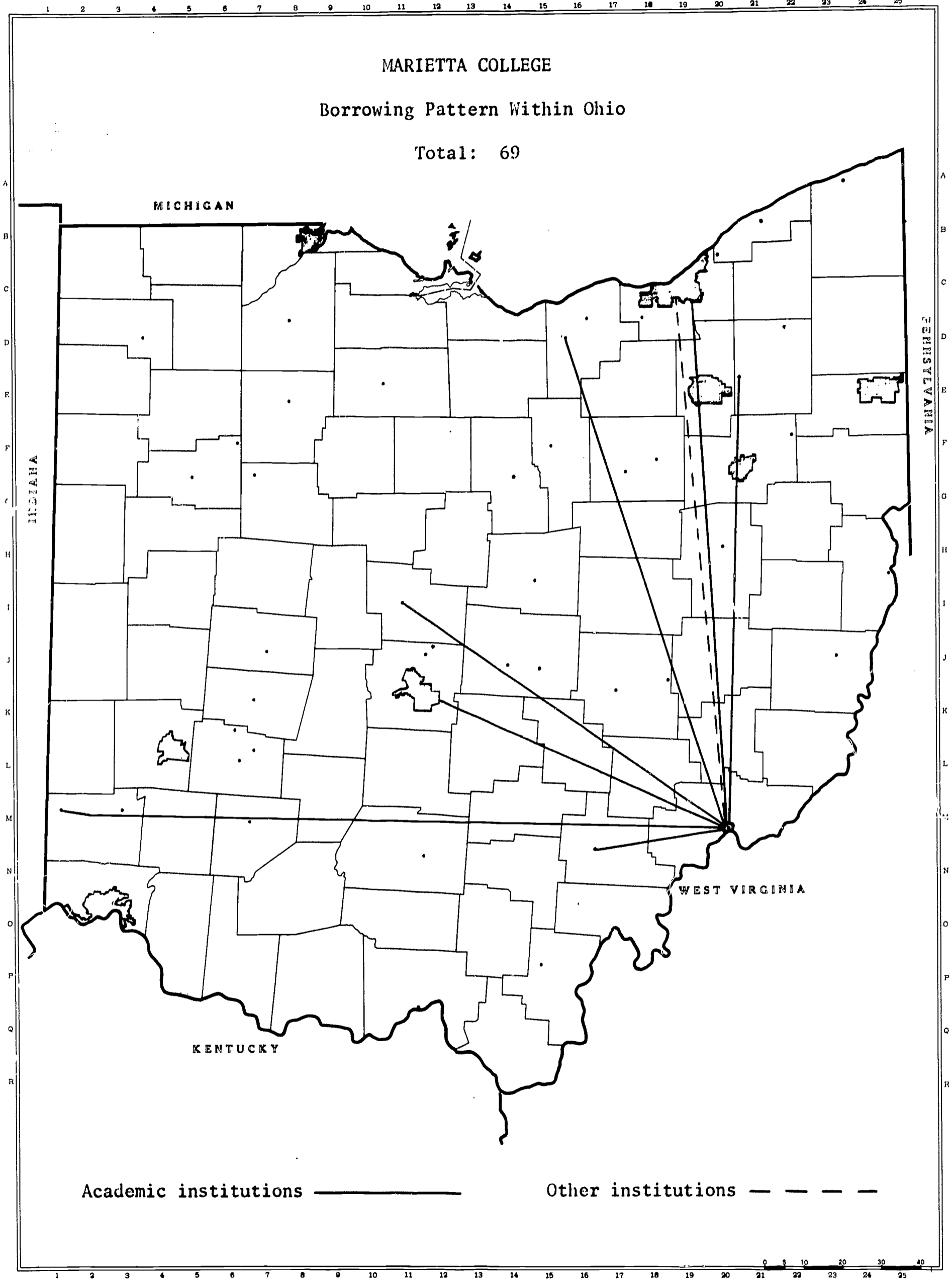
	Total	Academic 21%	Other 4%
Ohio State	46		
Oberlin	8		
Ohio University	8		
Ohio Wesleyan	3		
C.W.R.U.	1		
Kent State	1		
Miami	<u>1</u>		
TOTAL:	68		
Other: 1%			
Cleveland	1		
California	6	6 (1)	-
D. C.	3	-	3
Illinois	3	3 (2)	-
Missouri	2	2	-
Texas	2	2	-
Wisconsin	2	1	1
Alabama	1	1	-
Connecticut	1	1	-
Iowa	1	1	-
Kentucky	1	1	-
Massachusetts	<u>1</u>	<u>1</u>	<u>-</u>
TOTAL:	23	19	4

NOTE: Figures in parentheses () indicate theses or dissertations, and are included in the total for each academic library.

MARIETTA COLLEGE

Borrowing Pattern Within Ohio

Total: 69



MUSKINGUM COLLEGE

Borrowing Pattern

Total: 244

Ohio: 67%

Out of State: 33%

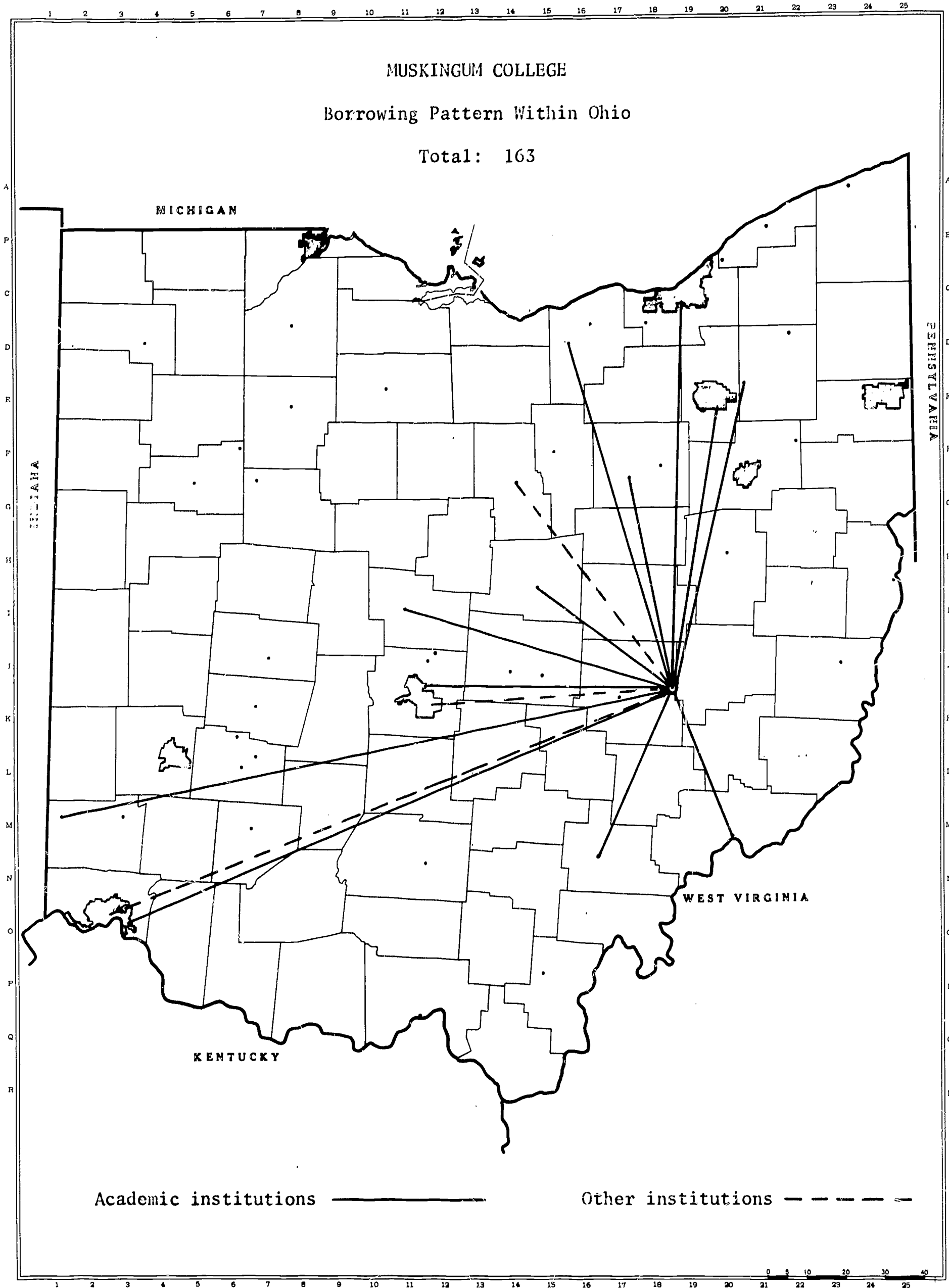
Academic: 63%

		Total	Academic 20%	Other 13%
Ohio State	84			
Oberlin	12	D. C.	15	-
Ohio University (2)	12	Illinois	14	6
Miami	11	Indiana	12	12
Kenyon	8	Michigan	10	10
Cincinnati	7	New York	9	6
Wooster	7	Massachusetts	6	5
Akron	5	Pennsylvania	5	3
C.W.R.U.	2	California	3	2
Marietta	2	Connecticut	3	3
Ohio Wesleyan	2	Maryland	1	-
Kent	<u>1</u>	New Mexico	1	1
		West Virginia	1	1
TOTAL:	153	England	<u>1</u>	<u>1</u> (1)
Other: 4%		TOTAL:	81	50
Cincinnati	5			
Columbus	3			
Mansfield	<u>2</u>			
TOTAL:	10			

NOTE: Figures in parentheses () indicate theses or dissertations, and are included in the total for each academic library.

MUSKINGUM COLLEGE
Borrowing Pattern Within Ohio

Total: 163



COLLEGE OF STEUBENVILLE

Borrowing Pattern

Total: 74

Ohio: 80%

Out of State: 20%

Academic: 3%

Academic: 20%

Pontifical Coll. Josephinum 2

Pennsylvania 15 (1)

Other: 77%

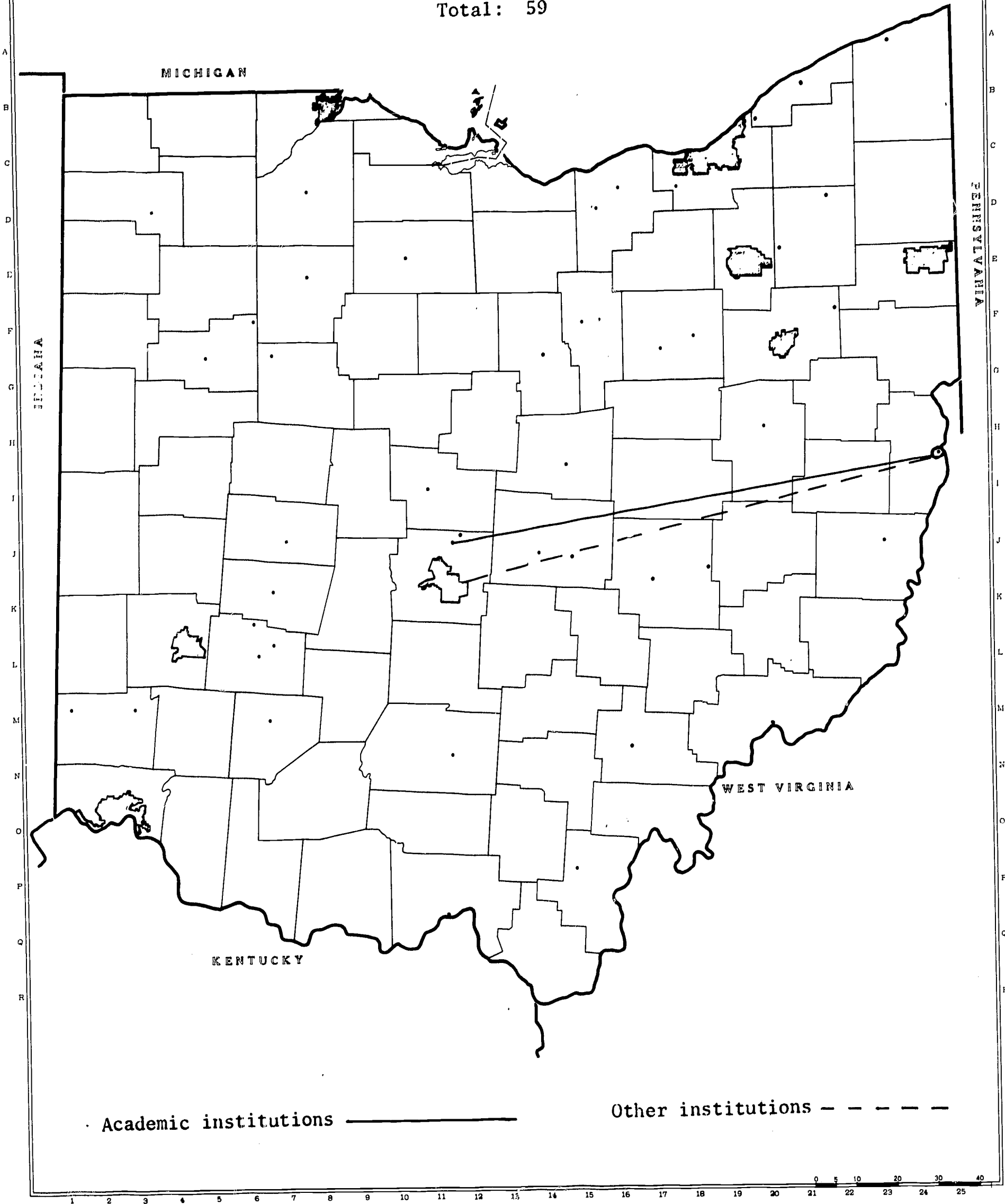
Columbus 57
(State Library 55)

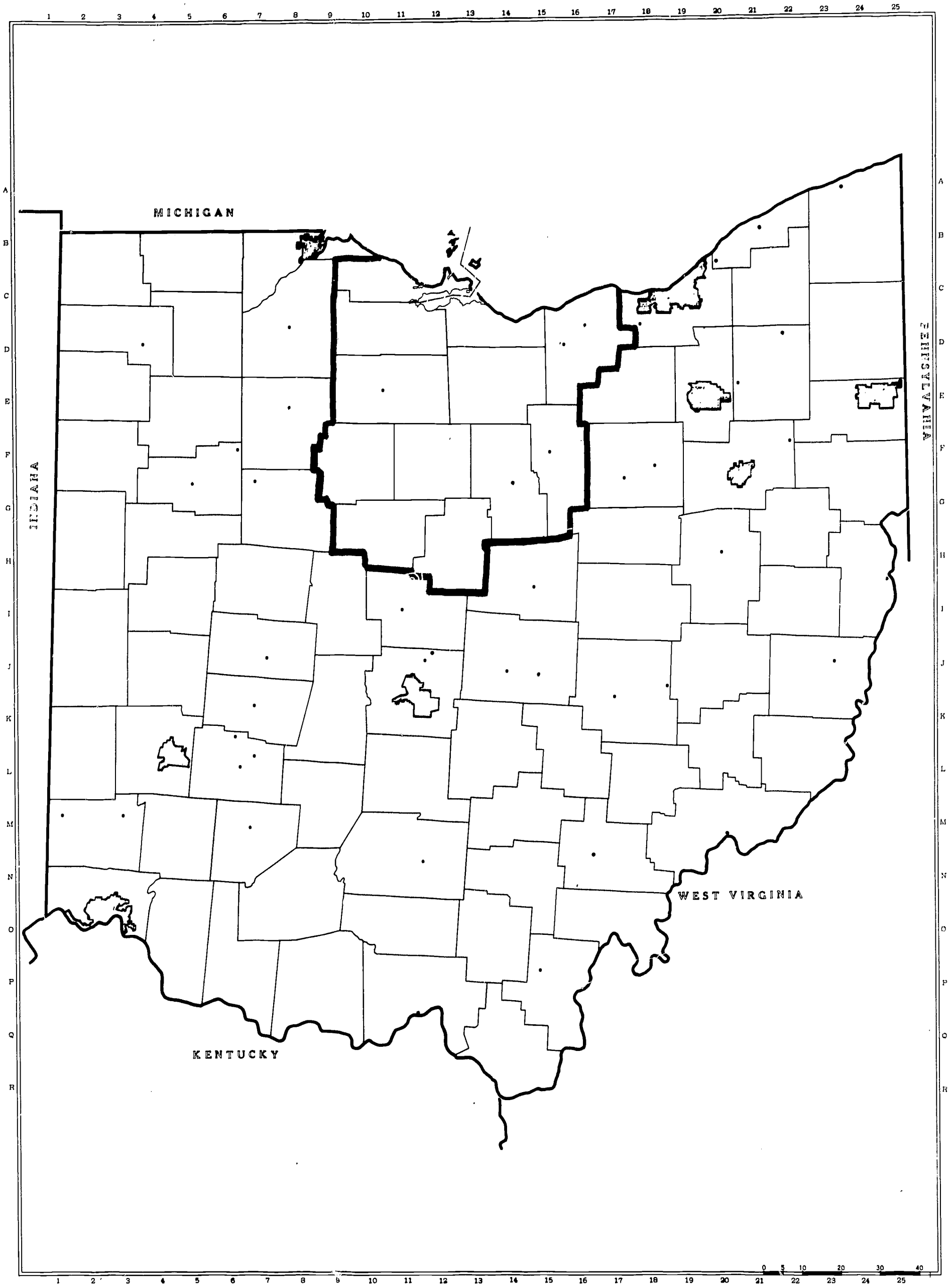
NOTE: Figure in parenthesis (1) indicates thesis or dissertation, and is included in the total for that academic library.

COLLEGE OF STEUBENVILLE

Borrowing Pattern Within Ohio

Total: 59





NORTH CENTRAL

Mansfield (OSU)	9,000
Lorain Community	30,000
Heidelberg	91,527
Ashland	119,000
Oberlin	1,000,000

m

ASHLAND COLLEGE
Borrowing Pattern
Total: 12

Ohio: 84%

Out of State: 16%

Academic: 42%

Ohio State	4
Oberlin	<u>1</u>
TOTAL:	5

	Total	Academic 16%
Illinois	1	1 (1)
D. C.	<u>1</u>	<u>1</u> (1)
TOTAL:	2	2

Other: 42%

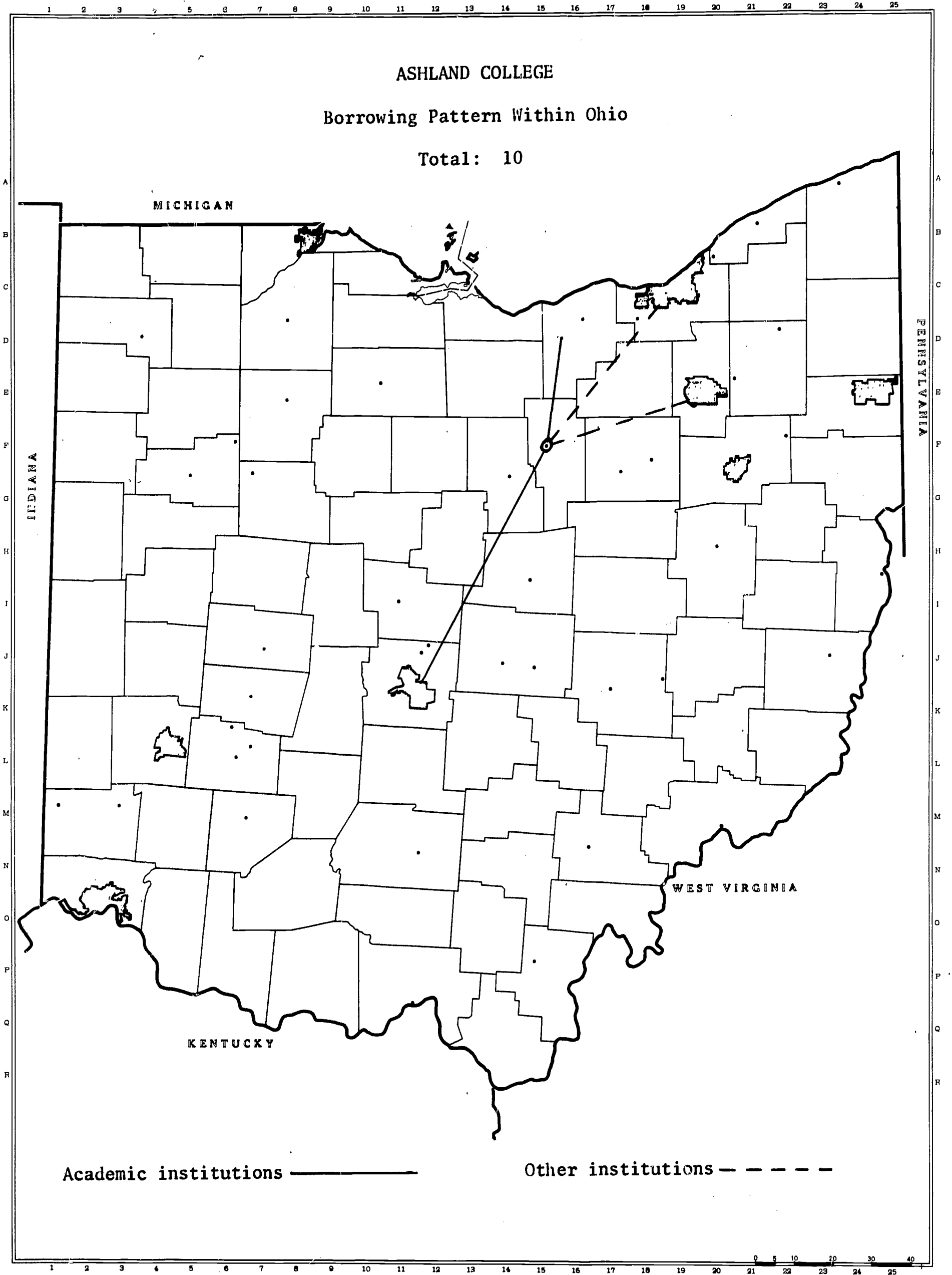
Cleveland	4
Akron	<u>1</u>
TOTAL:	5

NOTE: Figures in parentheses (1) indicate theses or dissertations, and are included in the total for each academic institution.

ASHLAND COLLEGE

Borrowing Pattern Within Ohio

Total: 10



HEIDELBERG COLLEGE

Borrowing Pattern

Total: 73

Ohio: 71%

Out of State: 29%

Academic: 70%

Academic: 29%

Ohio State	26	New Jersey	8 (1)
Oberlin	10	New York	5
Bowling Green	4	Michigan	2 (1)
Cincinnati	4	Missouri	2
C.W.R.U.	4	Connecticut	1 (1)
Kent	1	Illinois	1
Miami	1	Pennsylvania	1 (1)
Ohio Wesleyan	<u>1</u>	Wisconsin	<u>1</u> (1)
TOTAL:	51	TOTAL:	21

Other: 1%

Fremont 1

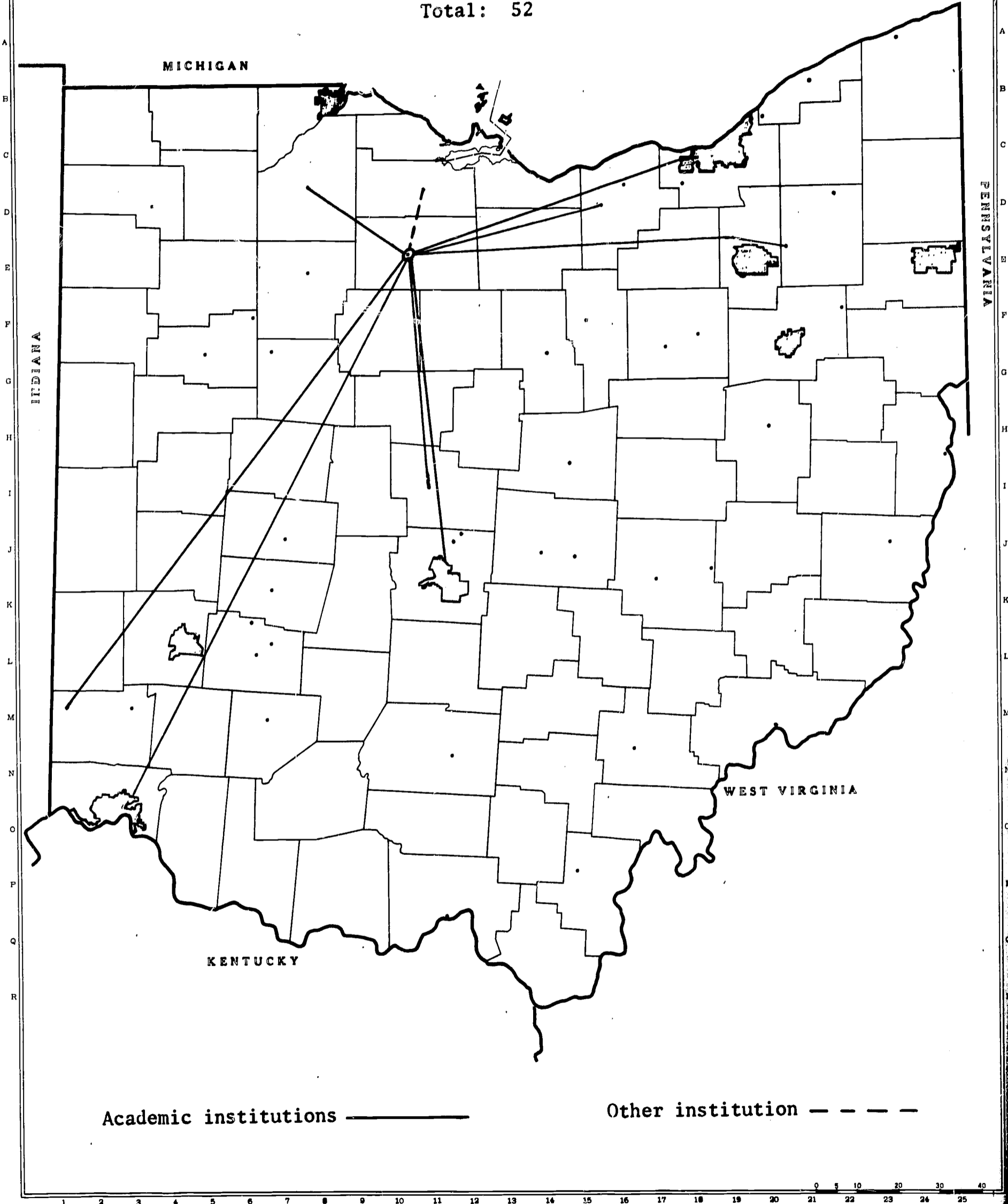
NOTE: Figures in parentheses (1) indicate theses or dissertations, and are included in the total for each academic institution

1 2 3 4 5 6 7 8 9 10 11 12 13 14 15 16 17 18 19 20 21 22 23 24 25

HEIDELBERG COLLEGE

Borrowing Pattern Within Ohio

Total: 52



LORAIN COUNTY COMMUNITY COLLEGE

Borrowing Pattern

Total: 13

Ohio: 55%

Out of State: 45%

Academic: 55%

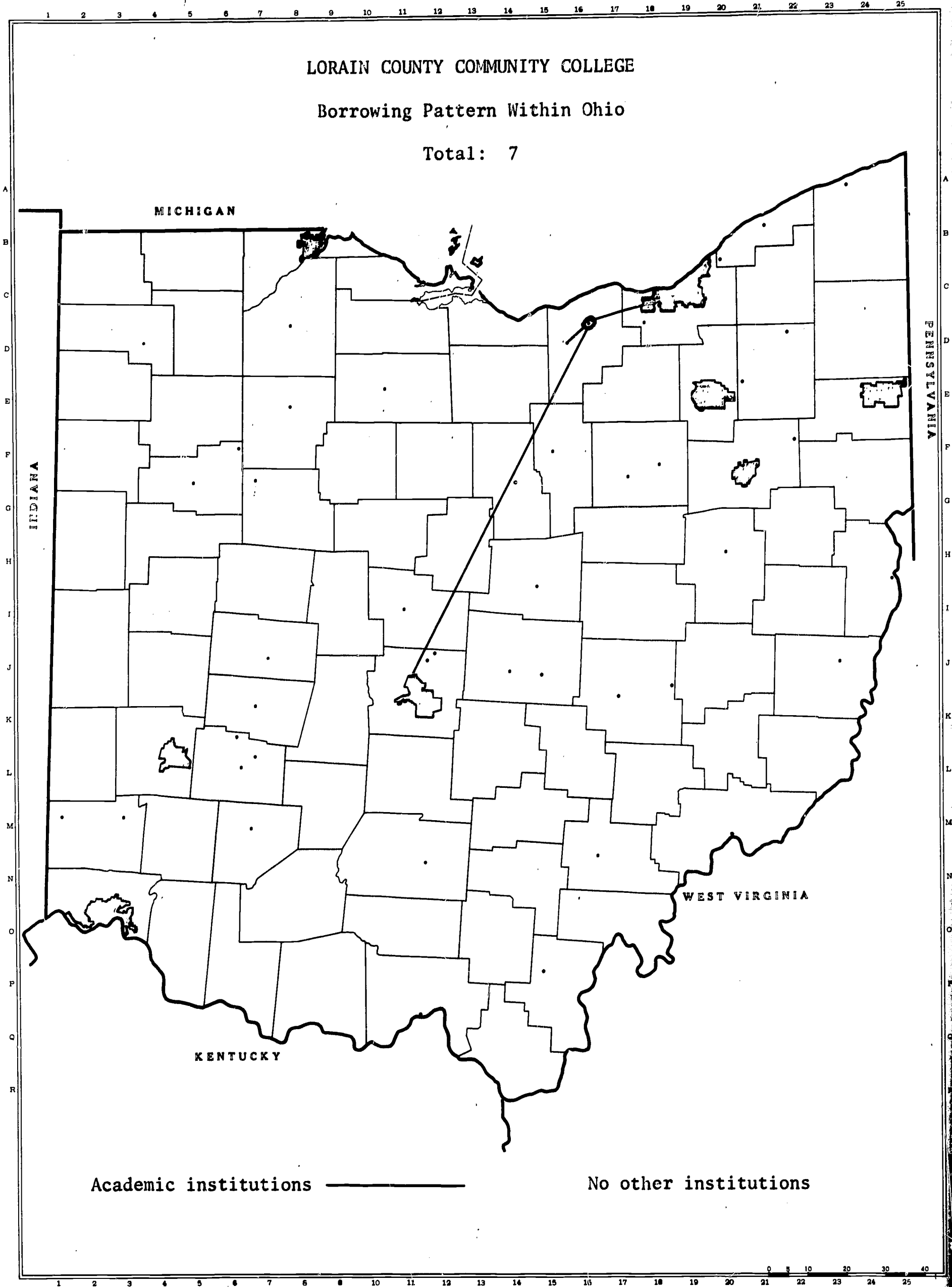
Oberlin	3
Ohio State	3
C.W.R.U.	<u>1</u>
TOTAL:	7

	Total	Academic 30%	Other 15%
Illinois	2	2	-
Pennsylvania	2	2	-
D. C.	1	-	1
Maryland	<u>1</u>	<u>1</u>	<u>1</u>
TOTAL:	6	4	2

LORAIN COUNTY COMMUNITY COLLEGE

Borrowing Pattern Within Ohio

Total: 7



Academic institutions ———

No other institutions - - - - -

MANSFIELD BRANCH
Ohio State University

Borrowing Pattern

Total: 81

Ohio: 94%

Out of State: 6%

Academic: 79%

Academic

6%

Ohio State 64

Michigan 5

Other: 15%

Columbus 10

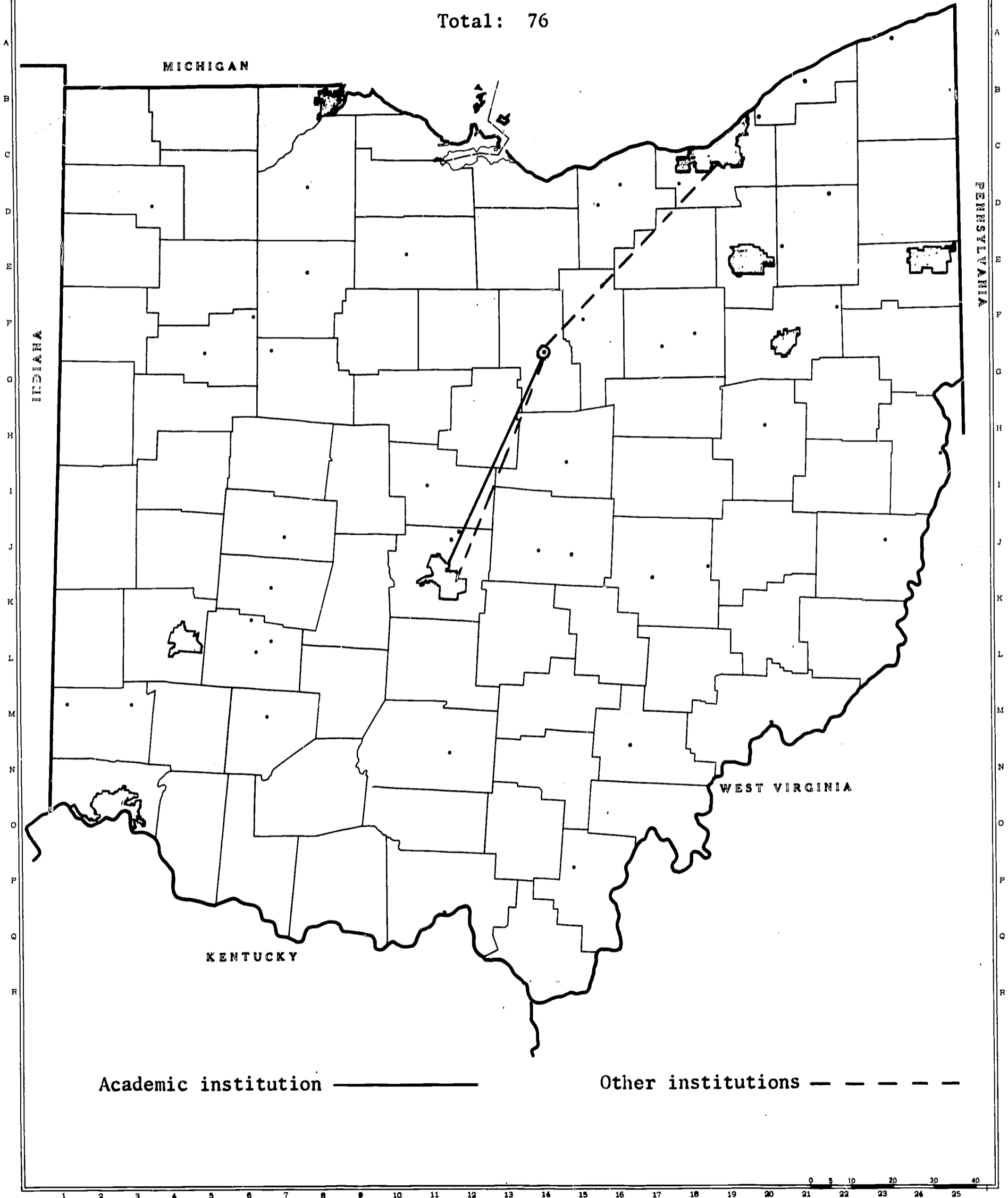
Cleveland 2

TOTAL: 12

MANSFIELD BRANCH
Ohio State University

Borrowing Pattern Within Ohio

Total: 76



Academic institution —————

Other institutions - - - - -

OBERLIN COLLEGE

Borrowing Pattern

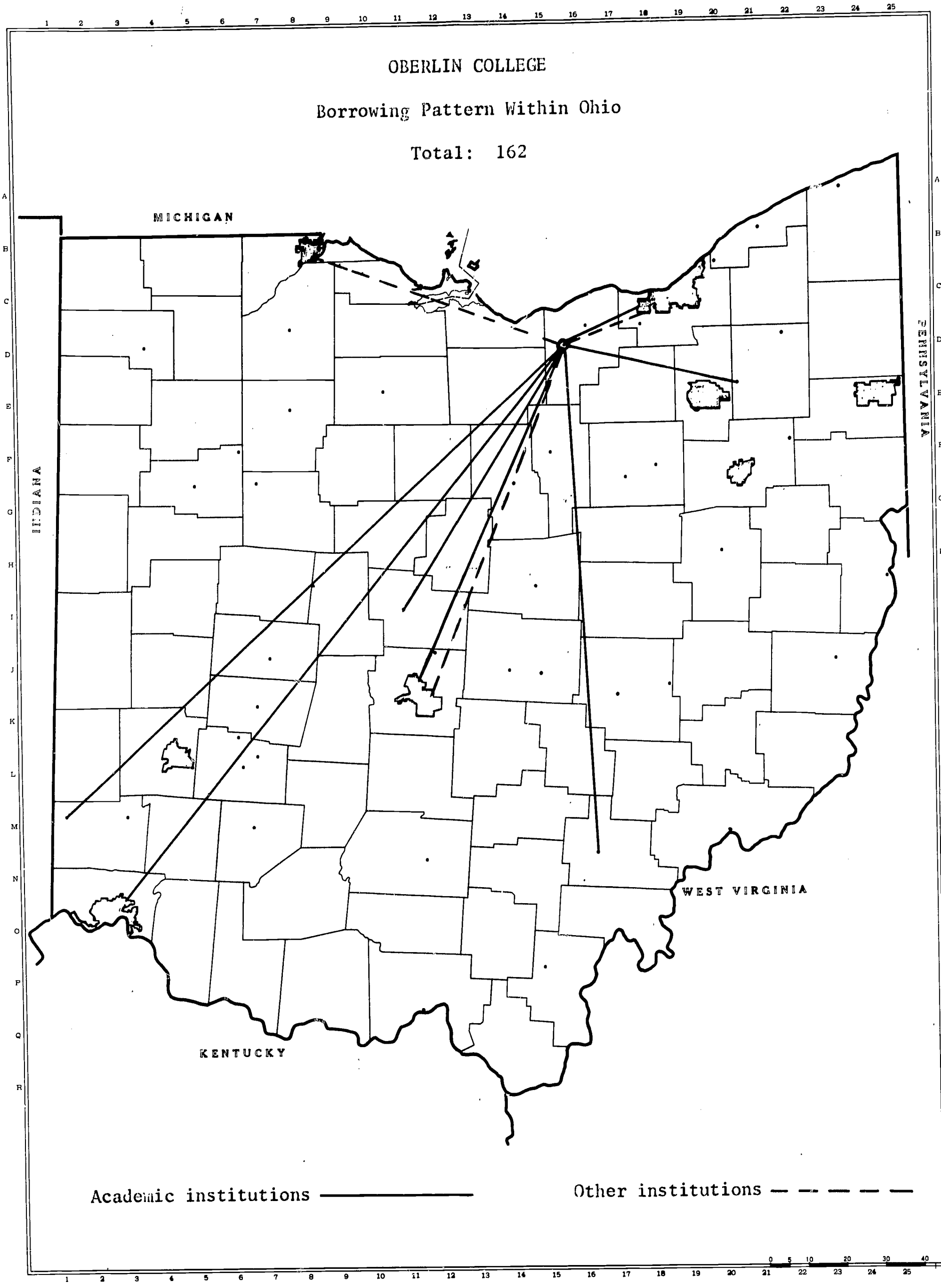
Total: 616

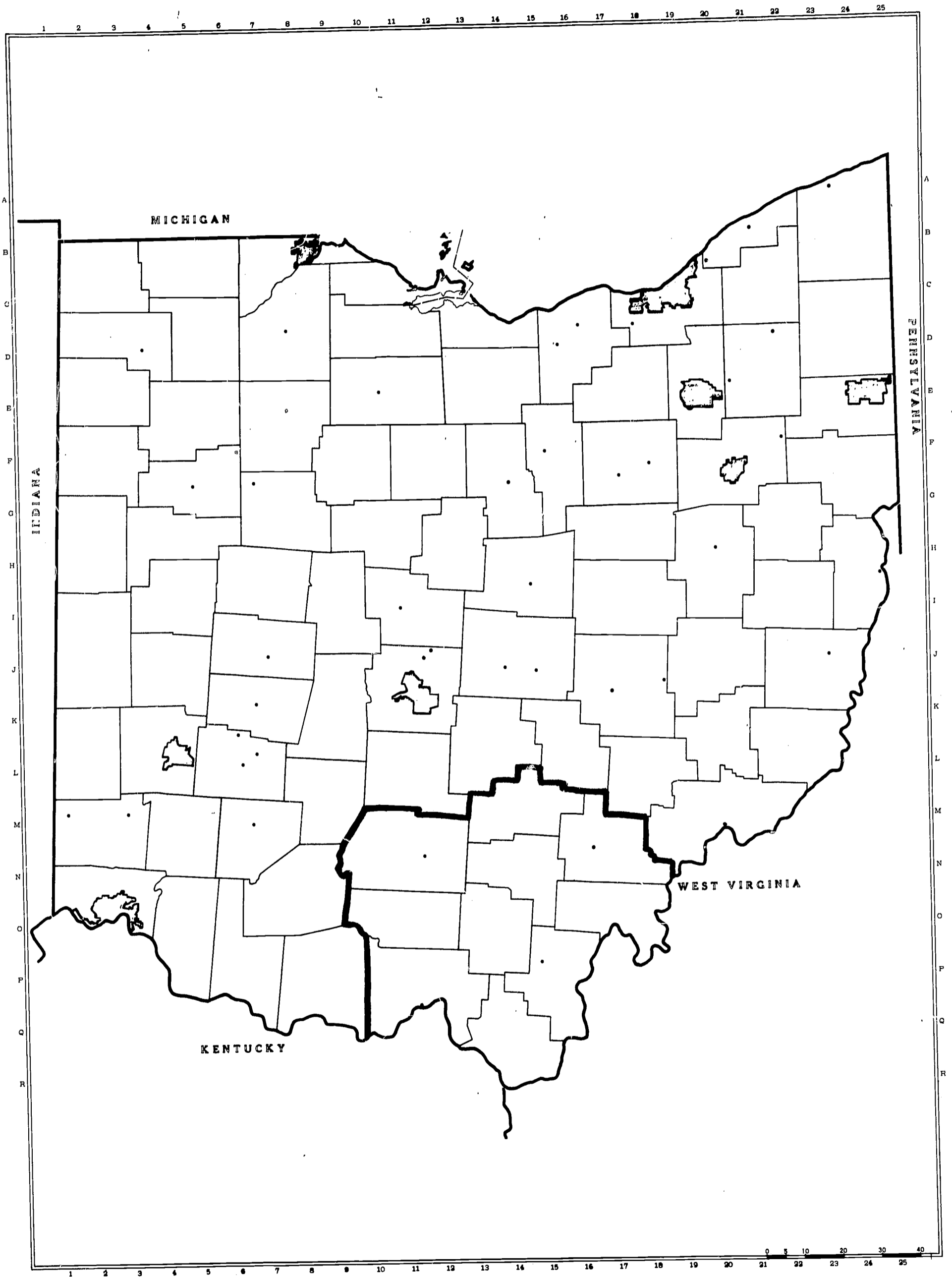
Ohio: 26%

Out of State: 74%

Ohio: 26%		Out of State: 74%			
Academic: 22%		Total	Academic 60%	Total 14%	
Ohio State (1)	49	New York	74	63 (7)	11
C.W.R.U. (1)	28	Illinois	56	51 (2)	5
Cincinnati	23	D. C.	48	3 (1)	45
Miami	17	Massachusetts	36	33 (7)	3
Ohio University	8	Pennsylvania	33	25 (1)	8
Ohio Wesleyan	4	New Jersey	31	31	-
Hebrew Union	3	North Carolina	29	29 (1)	-
John Carroll	3	Michigan	22	20	2
Kent	1	Connecticut	15	15 (1)	-
Xavier	<u>1</u>	California	14	12	2
TOTAL:	137	Missouri	13	13	-
		Indiana	9	9	-
		Kansas	8	7	1
		Virginia	8	8	-
		Washington	7	7 (1)	-
		Iowa	6	6 (1)	-
		Kentucky	5	5	-
		New Hampshire	5	4	1
		Wisconsin	5	5 (1)	-
		Louisiana	4	4	-
		Maryland	4	1	3
		Florida	3	3	-
		Idaho	3	3	-
		Minnesota	3	3	-
		Texas	3	3	-
		Georgia	2	2	-
		Tennessee	2	2	-
		Alabama	1	1	-
		Colorado	1	1	-
		Maine	1	1	-
		Mississippi	1	1	-
		Rhode Island	1	-	1
		Canada	<u>1</u>	<u>1</u>	-
		TOTAL:	454	372	82

NOTE: Figures in parentheses () indicate theses or dissertations, and are included in the total for each academic library.





SOUTH CENTRAL

Chillicothe (OU)	12,000
Portsmouth (OU)	13,984
Rio Grande	42,000
Ohio University	400,000

CHILLICOTHE BRANCH
Ohio University

Borrowing Pattern

Total: 110

Ohio: 91%

Out of State: 9%

Academic: 63%

Total

Academic
3%

Other
6%

Ohio University	48
Ohio State	19
Oberlin	1
Xavier	<u>1</u>
TOTAL:	69

D. C.	7	-	7
California	1	1	-
Illinois	1	1	-
Massachusetts	<u>1</u>	<u>1</u> (1)	<u>-</u>
TOTAL:	10	3	7

Other: 28%

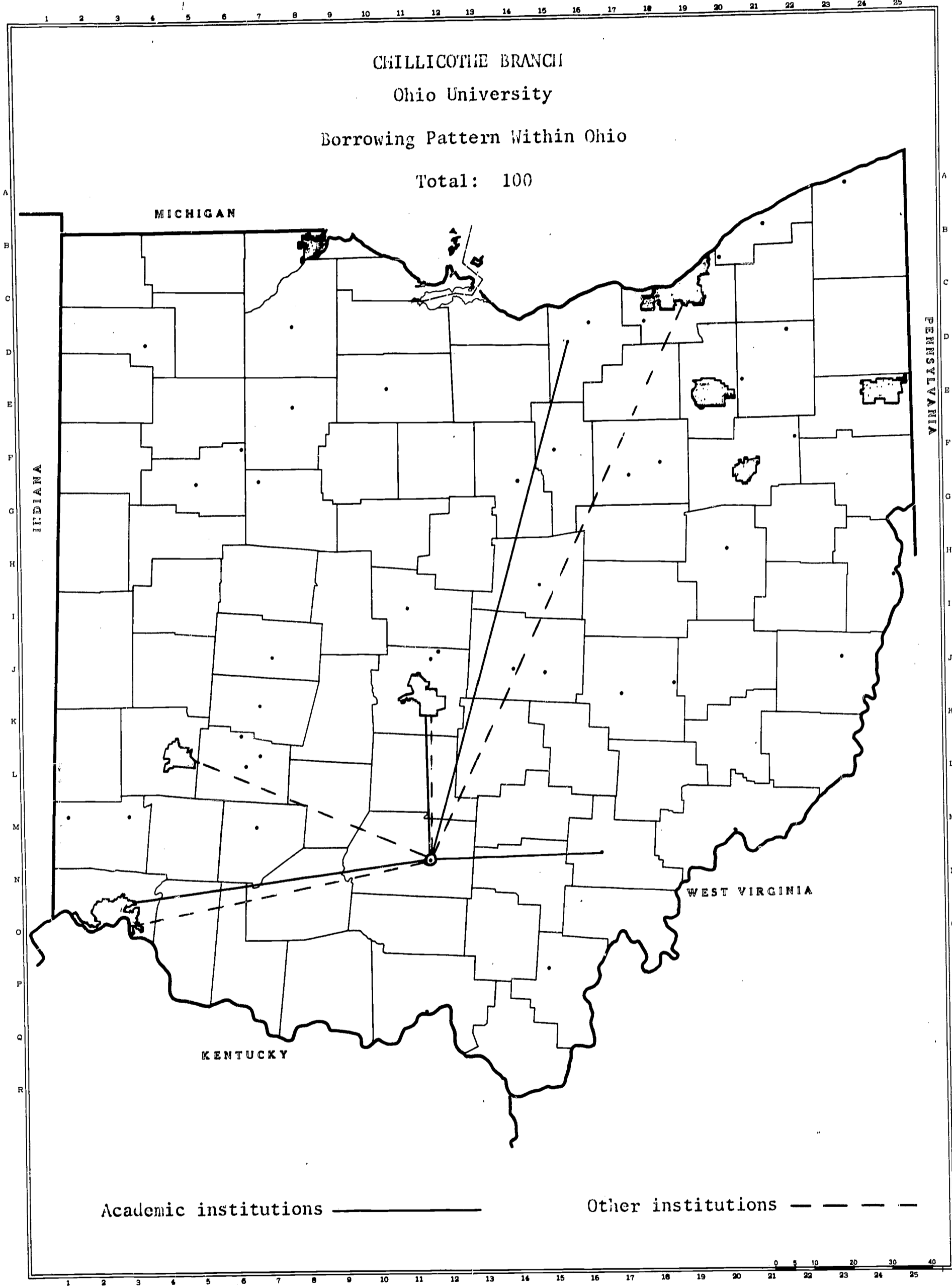
Columbus	21
Cincinnati	5
Dayton	3
Cleveland	<u>2</u>
TOTAL:	31

NOTE: Figure in parentheses (1) indicates thesis or dissertation, and is included in the total for that academic library.

CHILLICOTHE BRANCH
Ohio University

Borrowing Pattern Within Ohio

Total: 100



Academic institutions —————

Other institutions - - - - -

OHIO UNIVERSITY

Borrowing Pattern

Total: 2,742

Ohio: 36%

Out of State: 64%

Academic: 32%

Academic
54%

Other
10%

Total

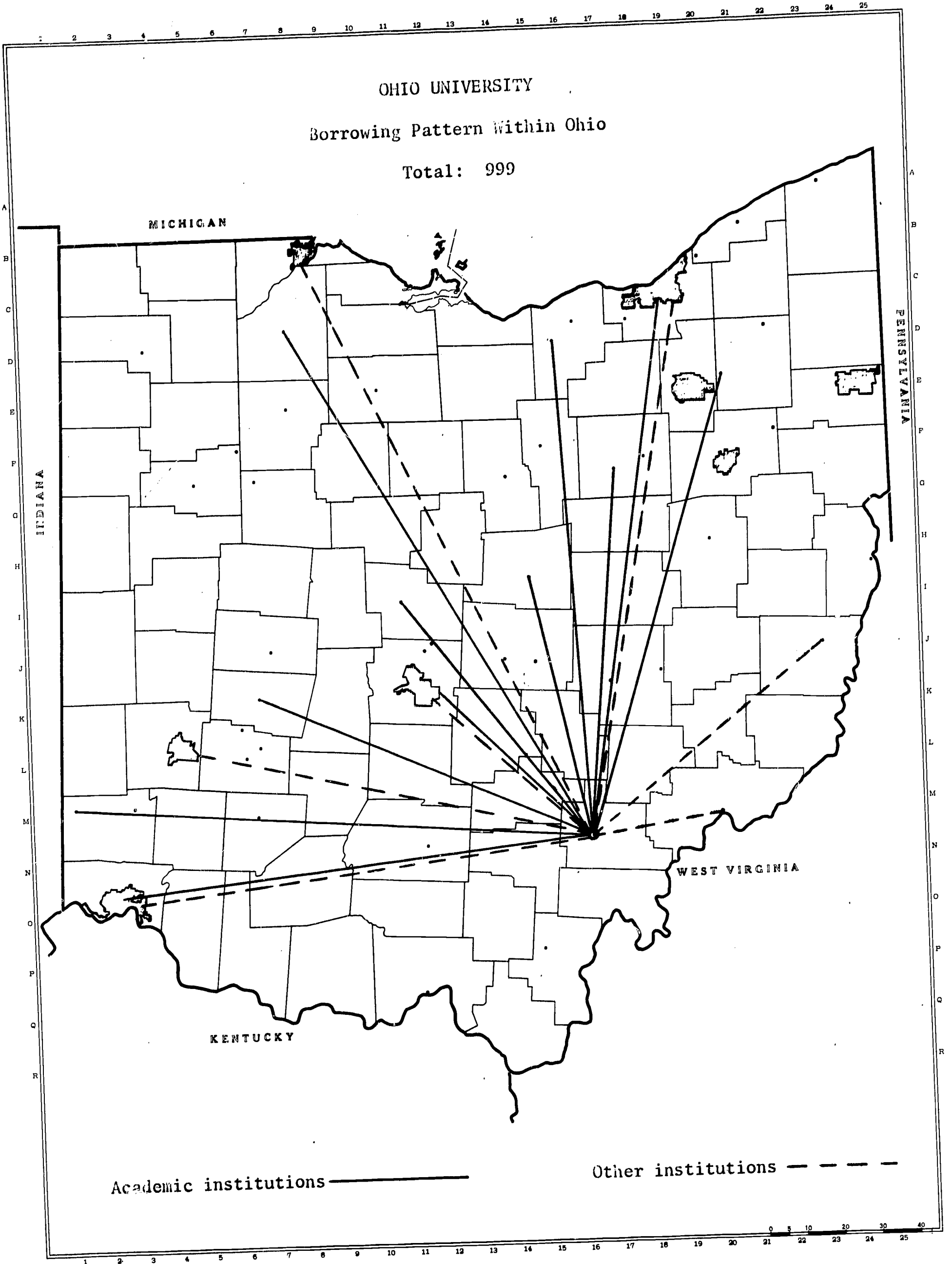
Ohio State (17)	697	Illinois	257	241 (34)	16
Oberlin	54	Massachusetts	181	176 (26)	5
Cincinnati	50	D. C.	176	7 (2)	169
Miami	33	Michigan	144	142 (22)	2
CWRU	15	New York	142	115 (34)	27
Kent (4)	14	Indiana	101	101 (12)	-
Bowling Green (3)	4	Pennsylvania	84	74 (19)	10
Xavier	3	California	73	72 (19)	1
Wittenberg	2	Connecticut	69	64 (1)	5
Wooster	2	Minnesota	57	57 (3)	-
Kenyon	1	North Carolina	38	38 (6)	-
Ohio Wesleyan	1	Iowa	37	37 (19)	-
		Missouri	36	32 (2)	4
TOTAL:	376	Texas	35	35 (17)	-
		Kentucky	33	27 (1)	6
Other: 4%		Wisconsin	32	25 (20)	7
Cleveland	83	Virginia	29	26 (4)	3
Columbus	28	Kansas	16	15 (11)	1
Cincinnati	7	Oklahoma	16	16 (10)	-
Dayton	1	New Jersey	15	14	1
Marietta	1	Mississippi	14	6 (2)	8
St. Clairsville	1	Georgia	13	12	1
Toledo	1	West Virginia	13	12 (4)	1
Wright-Patt. AFB	1	Colorado	12	12 (7)	-
		Maryland	11	8 (5)	3
TOTAL:	123	Florida	11	11 (3)	-
		Tennessee	11	11 (7)	-
		Utah	9	9 (8)	-
		Alabama	8	8 (4)	-
		Rhode Island	8	8	-
		Maine	6	6	-
		Washington	6	6 (4)	-
		Delaware	5	5 (5)	-
		Louisiana	5	5 (5)	-
		Nebraska	5	5 (3)	-
		Oregon	4	4 (4)	-
		Arizona	3	3 (2)	-
		Arkansas	3	3 (1)	-
		New Hampshire	3	3	-
		South Dakota	3	3 (2)	-
		Hawaii	2	2 (1)	-
		Idaho	1	1	-
		North Dakota	1	1	-
		Canada & abroad	15	13 (10)	2
		TOTAL:	1,743	1,471	272

NOTE: Figures in parentheses () indicate theses or dissertations, and are included in the total for each academic library.

OHIO UNIVERSITY

Borrowing Pattern Within Ohio

Total: 999



Academic institutions —————

Other institutions - - - - -

RIO GRANDE COLLEGE

Borrowing Pattern

Total: 234

Ohio: 99%

Out of State: 1%

Academic: 7%

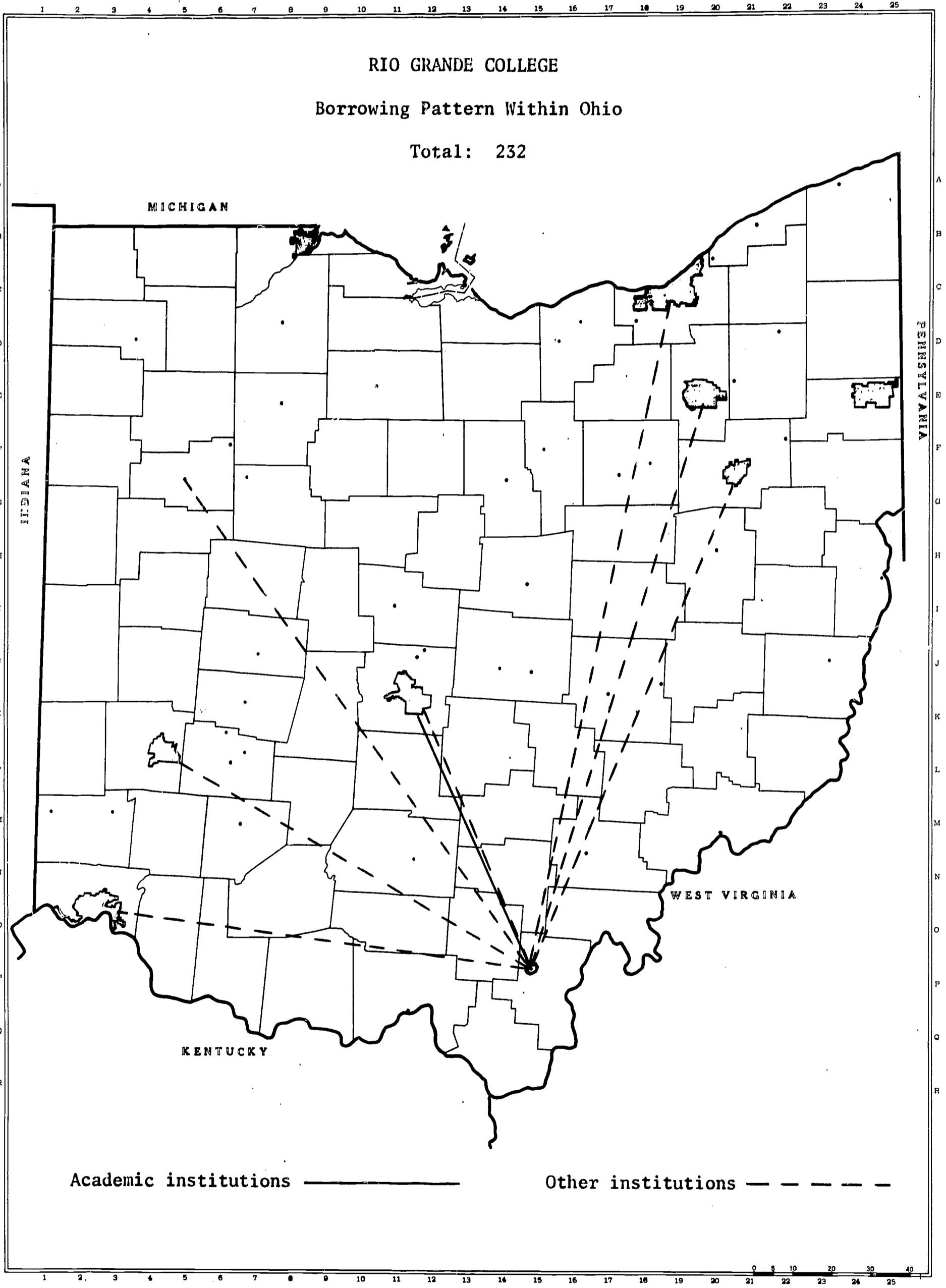
Ohio State (2)	14
Ohio University	<u>3</u>
TOTAL:	17

	Total	Academic	Other
D. C.	1	--	1
New York	<u>1</u>	<u>--</u>	<u>1</u>
TOTAL:	2	--	2

Other: 92%

Columbus (State Library 168)	173
Cincinnati	20
Akron	7
Cleveland	7
Dayton	4
Canton	3
Lima	<u>1</u>
TOTAL:	215

NOTE: Figure in parenthesis (2) indicates theses or dissertations, and is included in the total for that academic library.



RIO GRANDE COLLEGE

Borrowing Pattern Within Ohio

Total: 232

MICHIGAN

INDIANA

PENNSYLVANIA

WEST VIRGINIA

KENTUCKY

Academic institutions —————

Other institutions - - - - -