

DOCUMENT RESUME

ED 033 552

EF 003 599

TITLE Thern Associates Inc., Third Edition.
INSTITUTION Thern Associates, Inc., Oshkosh, Wis.
Pub Date [69]
Note 129p.
Available from Thern Associates, Inc., 712 Ohio Street,
Oshkosh, Wisconsin

EDRS Price EDRS Price MF-\$0.75 HC Not Available from
EDRS.

Descriptors Building Materials, *Building Plans,
*Construction Costs, Criteria, Design,
Design Needs, Educational Facilities,
Educational Planning, *Elementary Schools,
Facility Expansion, Facility Requirements,
Flexible Classrooms, Flexible Facilities,
School Construction, *School Design,
*Secondary Schools, Space Utilization,
Spatial Relationship, Teaching Methods

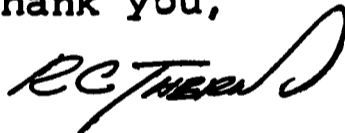
Abstract

Construction costs, building form, design, and space planning are compared with regard to teaching and the learning needs within educational facilities. Photographs and diagrams emphasize the importance of functional and flexible facilities to quality education and environments for learning. Building types presently popular and successful are compared, with floor plans given for the following layouts--(1) hexagonal, (2) circular, (3) pod cluster, and (4) hexagonal-rectilinear. (TG)

- ALL RIGHTS RESERVED -

This publication is presented to you as a complimentary gesture from Thern Associates, Inc. Its purpose is to provide the reader with some basic facts pertaining to the current trends in educational facilities planning. The publication is not intended to be a sales vehicle and much of the preface material has been condensed from national publications. Obviously, much time and effort was expended to provide this information for you; therefore, we trust that you will honor our sincere request to use it for your information only.

Thank you,



TERN ASSOCIATES, INC.
Oshkosh, Wisconsin

"PERMISSION TO REPRODUCE THIS
MATERIAL BY MICROFICHE ONLY HAS BEEN GRANTED
BY Thern Associates, Inc., R.C. Thern
TO ERIC AND ORGANIZATIONS OPERATING UNDER
AGREEMENTS WITH THE U. S. OFFICE OF EDUCATION.
FURTHER REPRODUCTION OUTSIDE THE ERIC SYSTEM
REQUIRES PERMISSION OF THE COPYRIGHT OWNER."

- FOREWORD -

During the annual convention of the Wisconsin Association of School Boards in 1968, Professor James D. MacConnell, Director of Stanford University's School Planning Laboratory offered the following comments:

"The program won't involve planning the building but rather, planning for the building. A school must become a tool of teaching and learning - this is the primary objective."

"Because new buildings will be geared toward teaching and learning, the schools will look different than the traditional 'egg crate' style."

"The big job your people have to do is to tell them that things aren't what they were. The idea that things have changed just doesn't go over. They want their automobiles and houses different, but not education."

"Things are different now. We are trying to have everyone learn as fast as he can. We have never done this before."

"The people we need to get to are in the rural area. They can't compete without the facilities. Those kids are not high school graduates - they are just alleged high school graduates. Wait until they hit the big time!!!"

The foregoing comments offered by an educational leader who is probably recognized as the most prominent of our time, serve as a very appropriate introduction to the material presented in this publication.

We can attempt to close our eyes and ears to the changing concepts of functional education and the design changes resulting therefrom. But - we must ask ourselves the following question -----

ARE WE TRULY PROVIDING THE BEST BUILDING DESIGNS TO IMPLEMENT THE MOST EFFECTIVE LEARNING PROGRAM FOR OUR CHILDREN?

SECTION I

OUTSTANDING FEATURES OF AWARD WINNING SCHOOLS AS CONDENSED FROM THE NATIONS SCHOOLS MAGAZINE

Each year the Nations Schools Magazine publishes a report of the twenty outstanding schools in the nation for that given year and it is extremely interesting to notice the change in the judging of these facilities. We have taken what we feel are the highlights and condensed them for the benefit of the readers.

STANDARDS OF DETERMINATION

- Flexibility - must have movable and removable interior walls.
- Large and small group instructional areas must be provided.
- Simplicity in design rather than an elaborate and costly solution.
- Large materials center - ideally located in the center of the building.
- Sound control and separation of prime importance.
- Arrangements for provision of adequate space for new technological advances in equipment.
- Multi-use type areas for economy and function.

Although these features are not unknown to the average school board member and professional educator, they often seem to be lost in the design of the building. As a result, the educator is forced to operate a building without the functional features possible through alert planning.

BRIEF DESCRIPTION OF AWARD WINNING HIGH SCHOOLS - 1967

- Exterior window areas - 15 to 120 sq. ft.
- Average classroom size (Academic) 26 x 30.
- Average construction cost - \$15.10/sq. ft. (exclusive of land, landscaping, design fees and equipment).
- Light level - 60 to 70 foot candles.
- Heating system (10 schools) - six had univents, four had a central system.
- Air-conditioning - three of the ten schools had provisions for future air conditioning.
- All units were severely judged on the Materials Centers.

AWARD WINNING ELEMENTARY SCHOOLS - 1967

- Six of the ten designs involved the circular concept.
- Featured movable equipment.

AWARD WINNING ELEMENTARY SCHOOLS Continued -

- Carpeting featured in many areas.
- Average construction cost - \$14.00/sq. ft. (exclusive of land, landscaping, design fees, and equipment.)
- Classroom size - 30' x 30' (6 of 10 designs had wedge shaped classrooms).
- Heating system (10 schools) - seven had central systems, three had univents.
- Light level - 70 to 80 foot candles.

BRIEF DESCRIPTION OF AWARD WINNING HIGH SCHOOLS - 1968

- Exterior window areas - windowless to 180 sq. ft., average 60 sq. ft.
- Average academic classroom size - 26 x 30 (780 sq. ft.)
- Average construction cost - \$15.80/sq. ft. (exclusive of land, fees, equipment, etc.)
- Average classroom light level - 60 ft. candles.
- Heating systems (10 schools) - five had univents, five had central systems.
- *Air conditioning (10 schools) - five included air-conditioning, five did not provide for air-conditioning.

*Note - The schools which did not provide for future air-conditioning were all heated with uni-ventilators.

AWARD WINNING ELEMENTARY SCHOOLS - 1968

- Building shape (10 schools) - Four rectangular, two circular, and four polygonic.
- Exterior window area - 50 to 70 sq. ft.
- Average construction cost - \$15.10/sq. ft. (exclusive of land, equipment, fees, etc.).
- Average square foot/pupil - 70 sq. ft.
- Average number of teaching stations - 20 units
- Light level - (classrooms) - 60 ft. candles.
- Flooring material - 7 of 10 schools used carpeting.
- Heating system - four, central system; six had unit-ventilators and two had air-conditioning.
- Average classroom size - 860 sq. ft.

"WHAT COUNTS IS NOT THE SHAPE OF THE SCHOOL, BUT, ---
HOW WELL IT DOES WHAT IT SHOULD DO" *

- "HIGH SCHOOLS ARE SHAPELY" -

"Secondary schools that are drawing oohs and aahs from educational planners these days, still come in all shapes and sizes."

"Perhaps the strongest common tie for the award winning schools --- and the measure of their success --- is that they work' in terms of the educational program they house."

- "BUT, K-6 SCHOOLS ARE SHAPELIER" -

"Octagons, pentagons, hexagons: This years award winning schools are shapelier than ever. Behind the popularity of the polygons - the spread of the house plan to elementary curriculums and a desire to cluster classrooms in small groups around shared multi-use and team teaching space."

* Nations Schools Magazine - January, 1968.

OBSERVATION:

There are many interesting observations one can gain from reading the complete report, but several are quite closely related to the material included in the remaining portion of this publication. We were particularly impressed with the following features:

- The trend nationally toward the reduction of window areas;
- Central heating systems are replacing unit ventilators;
- The emphasis on Materials Centers;
- The general comment concerning "Simplicity";
- The heavy use of carpeting;
- Less concern about noise - more open classrooms;
- The trend toward non-rectangular structural shapes.

SINGLE-STORY MULTI-STORY

Local factors often dictate the decision to build “up” or “out”, but certain basic criteria can be applied to all types of school construction. They’re explained here.

You can always think of lots of questions to ask the architect when it’s time to build a new school. But there’s one question that architects hear most often: “Should it be one-story or two-story?”

“Which is *cheaper*?” is often part of it. But the real key is all wrapped up in the answer to another question: “Which is *better*?”

To zero in on this problem, SM editors contacted Sherwood, Mills and Smith, Architects, in Stamford, Conn., who have had much experience in the school field. This article was prepared with their close cooperation; the schools used to illustrate various points were designed by them.

Cost not final factor

Most laymen and many educators, in their innocence, try to draw a comparison between home construction and schoolhouse design. They believe—and, in general, they’re right—that a two-story house can be built for a lower square foot cost than a “ranch” structure.

But this generalization cannot be extended to school building, according to Lester Smith, a partner in the firm. Says Smith: “Though cost is the final and not the least important factor in schoolhouse design, it is the aggregate of many other considerations that have to be studied before a decision as to a single-story versus a multi-story school can be made. Each school construction project is unique and the physical and educational factors which determine the number of stories differ from case to case.”

On the following pages, you will find an objective presentation of the factors Smith refers to.

FACTORS THAT DETERMINE WHETHER YOU BUILD "UP" OR "OUT"

Educational requirements

When all other things are equal, it is most desirable for younger children to be housed in a school on a single level. The primary school, in particular, should try to provide the child with an easy and natural transition from home to school. In many ways, the single-story school is more consistent with this objective. It is easier to scale to the young child's dimensions. Ceilings and entrances can be made smaller to subdue the impression of size. The child is constantly aware of such reassuringly familiar things as trees, landscaping and absence of height. Greater use of natural light is permitted, thereby lessening the institutional impact of some artificial lighting. When an extremely compact site forces the consideration of a multi-story school, planning should be aimed at placing older children on the upper levels.

Oddly enough, however, if an extremely large elementary school is planned, it is often better to consider two stories. Spreading a single-story school for young children over too large an area often gives an impression of vastness. Long corridors with unbroken wall surfaces have a tendency to awe the child.

Another drawback of the large, one-story school is excessive travel between classes.

At the high school level, children are usually as well served by multi-story as by a single-story building. The number of pupils to be accommodated is an important factor. A good rule of thumb to apply, barring unusual conditions of site, is that a student body of 800 pupils or less indicates a single-story structure; from 800 to 1,200 pupils there is an option; and for 1,200 or more, multi-story is dictated. It is also well to remember that secondary education usually involves travel between classes, and the

multi-story plan keeps distances to the minimum.

Site size

The topography and geology of the school site are the most important considerations in determining what kind of school will be built, although the size of the site is also a factor. The practice recommended by most state education departments for elementary schools is a minimum of five usable acres, plus a minimum of one usable acre for every 100 students. For high schools, the general rule of thumb is 10 usable acres plus one usable acre for every 100 students. Contrary to common belief, multi-story construction doesn't save much land space (see diagrams below).

On the other hand, the single-story spread-out campus plan obviously would not be suited to a smaller-than-standard plot.

Topography is a critical factor. A flat piece of land lends itself well to single-story construction since all floors can normally be poured on grade, thus eliminating expensive floor framing and reinforcement. A sloping site dictates a combination of single- and multi-story—the so-called "split level."

Soil conditions are another consideration. Loose or sandy soil with poor bearing characteristics will complicate the foundation for a multi-story structure. On the other hand, excessive rock outcropping or hilly terrain will involve costly land moving, hence multi-story construction may become more attractive.

Climate


In most areas of the United States the generally temperate climate permits either single-story or multi-story school construction. Climate becomes a consideration, however, in the more extreme

areas. A multi-story structure is generally easier and less expensive to heat than a single-story, spread-out building, and therefore would be preferred in colder climates. In a warmer zone, the single-story school building, with all indoor space directly connected to the outdoors, has positive advantages. The use of outdoor areas as classroom space is facilitated. Ventilation is simplified. Greater utilization of natural lighting is permitted.

Safety factors

Without question, a one-story building is more quickly evacuated in the case of fire than a building

One-story school on 7½ acres.



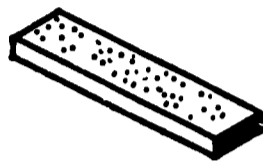
Same site: two-story school.



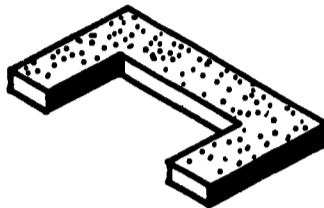
Space saved is minor in one- vs. two-story choice, if site is adequate for either. Only 1/3 acre is saved in example above. Reason: many activities, such as gymnasium and cafeteria, function best as one-story wings, and are designed as such, even in multi-level schools.

WHICH BUILDING IS BEST FOR YOU?

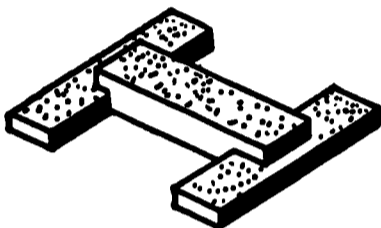
Educational and physical requirements of your school and site call the tune as to whether you build "up", "out", or "up and out." The shapes below represent a cross-section of designs that architects have used to fill individual school needs.



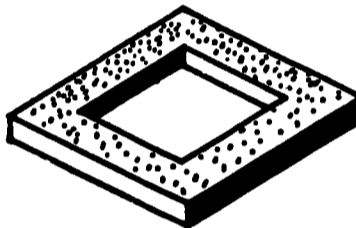
SIMPLE BAR



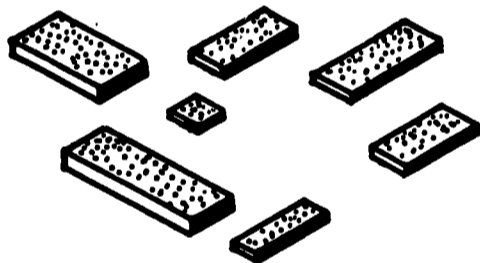
DOUBLE-WING



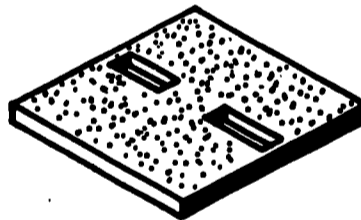
CORE WITH WINGS



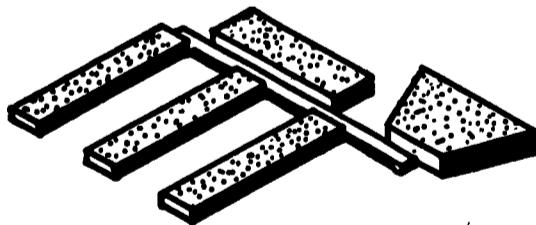
COURT



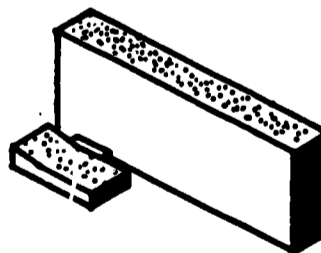
CAMPUS




LOFT



FINGER



HIGH RISE



SPLIT LEVEL

Kindergarten activities (with auditorium, gym) are in one-story wing. Intermediate is second story; primary is on floor below.

two or more stories high. The lack of stairways also tends to reduce accidents.

Construction costs

To understand the detailed cost comparison on page 4, a basic understanding of the elements that affect cost is necessary. In building a school, these are the items that are important from a cost standpoint: excavation, foundations, framing, floors, stairs, exterior walls, roofing, heating, plumbing, air conditioning, electrical installation, and maintenance.

Excavation for a one-story school is more costly since a greater land area is involved. On the other hand, foundations for the single-story will be lighter, a saving that is somewhat negated by the fact that they must be longer. In general, the preparation of land and foundation favors the multi-story structure.

A definite advantage accrues to the single-story school, however, in the framing area, where lighter framework is required than for several stories. The same applies so far as floors are concerned. A single-story school requires somewhat less square footage of floor.

In the case of exterior walls, the two types of structures will be approximately the same, with a slight additional cost factor accruing to the two-story building. Roofing is a definite plus for the two-story structure.

Installation of the heating plant and plumbing favors multi-story, but fewer plumbing fixtures are usual in a single-level plant.

Air-conditioning costs are a negligible factor in determining the height of a school. Whether in a one- or multi-story structure, it is the air-conditioning *load* that counts.

Maintenance-wise, the single-story school favors such constant factors as window washing, painting, reglazing, general repairs and floor waxing. Heating, however, is cheaper when one builds upward.

It is also important to recognize that expansion of a single-story school is easier. This is particularly true when the campus plan is involved.

STEP-BY-STEP COMPARISON: ONE-STORY VS TWO-STORY

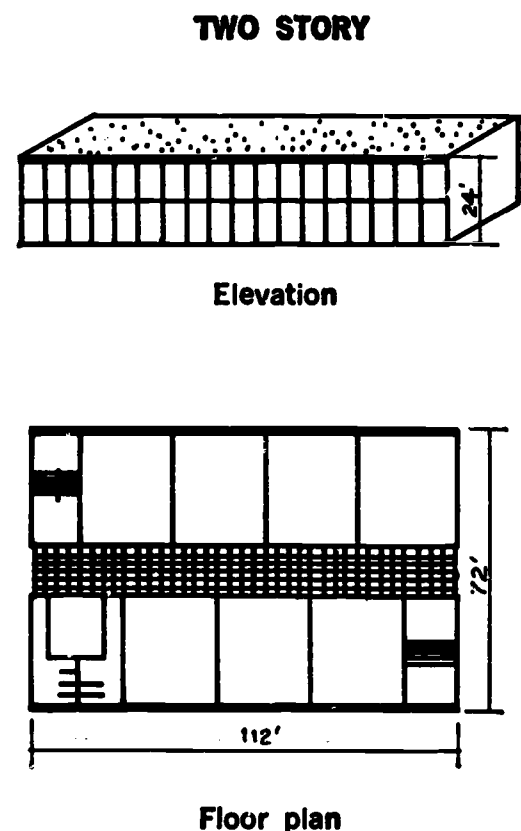
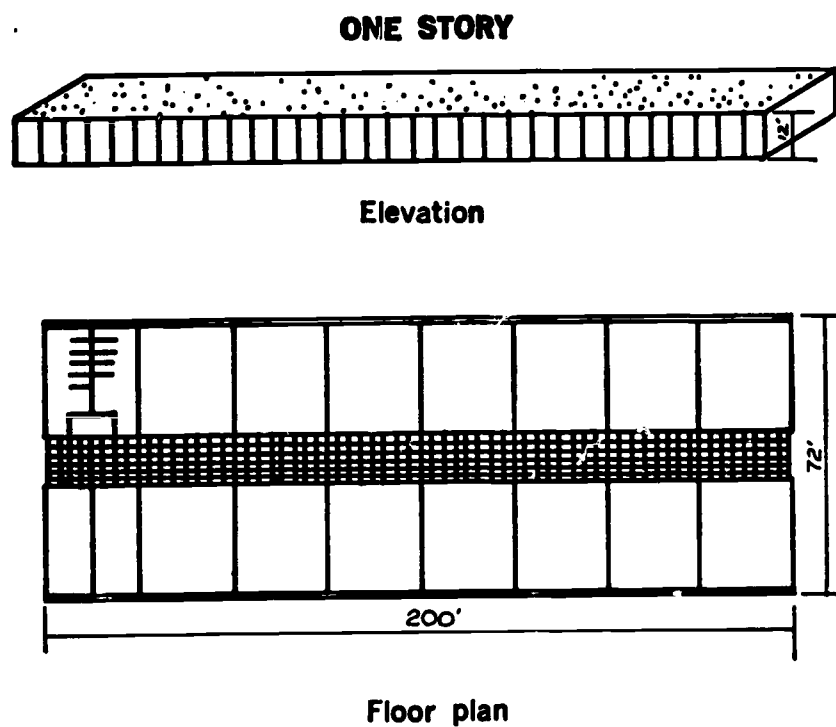
These simplified sketches show a typical 14-classroom wing using one- and two-story design. Facilities in each are about the same. The single-story structure has one set of toilet facilities at the far left, plus a storage room on the opposite side of the corridor. The two-story building requires two sets of toilets, one on each floor, plus two stairwells, one at either end of the wing.

The most apparent difference between the two buildings (see table) lies in the fact that the two-story structure requires 1,728 sq. ft. more space to provide an equal number of classrooms.

For example, at \$20 per sq. ft., the two-story structure starts off with a \$35,000 handicap.

Under ideal conditions, excavation for the two-story building would be about \$1,000 less than for the one-story building because of the smaller area involved. Roof area is also less, a considerable saving. This is counterbalanced by the greater exterior wall required in the two-story building and by the cost of building stairways.

The table below details the cost factors under ideal conditions where level land and good soil conditions prevail.



Physical cost factors in one- and two-story construction

	ONE-STORY	TWO-STORY
Excavation	More costly	Less costly
Foundations	Light but long—cost about same	Heavy but short—cost about same
Framing	Lighter—less costly	Heavier—more costly
Floors	14,440 sq. ft.; cheap ground floor	16,128 sq. ft.; costly second floor
Stairs	None—no cost	Two required—costly
Exterior walls	6,528 sq. ft.—less costly	8,832 sq. ft.—more costly
Roof	14,400 sq. ft.—costs more	8,064 sq. ft.—costs less
Heating	Costs more	Costs less
Plumbing	One set of toilets—costs less	Two sets of smaller toilets, slightly more
Electrical	Same	Same

EXCERPT FROM THE WALL STREET JOURNAL
Dated: Feb. 13, 1968

RESHAPING SCHOOLS

NEW DESIGNS INCREASE FLEXIBILITY OF TEACHING, SOMETIMES SAVE MONEY

MOVEABLE WALLS PERMIT CHANGE OF CLASSROOM SIZE:
WASTE CORRIDOR SPACE ELIMINATED

SUPER-AQUARIUM GETS CLOGGED

By Richard D. James
Staff Reporter of The Wall Street Journal

St. Louis - When Karen Koch, then seven, first saw the building in 1966, she asked: "Is this really a school?" recalls Principal Lee Koch, her father.

A lot of people have that initial reaction when they see Valley Winds Elementary School here.

The squat, tan-brick school, now three years old, has a floor plan that resembles a snail shell. It has no hallways; 21 doors spaced along its curved outer wall open directly into the school's classrooms. One classroom is as big as six ordinary schoolrooms; three others are triple the average schoolroom's size. Thick olive and beige carpeting covers the floors.

A wedge-shaped reception area with administrative offices is just inside the building's main entrance, beyond the covered playground that occupies the flared end of the building. Near the center of the school an indoor stream meanders between a hemispherical library and study hall area and a 300-seat auditorium.

"Originally, the stream was to have been a super-aquarium where children could study fish and marine plant life," says Mr. Koch. "But fuzz from the carpeting clogs up the pump, and there isn't enough natural light to keep anything alive. I'd like to fill it in and have the additional floor space." That's about the only architectural change he would like to see in the building.

He feels the other features - designed to facilitate team teaching, encourage independent study and permit use of electronic teaching aids - are a huge success. That view seems to be shared by Valley Winds' 21 teachers and 530 students, as well as by a number of educators and architects in other cities.

New schools throughout the U.S. are veering dramatically from the traditional "egg crate" pattern of school construction. An elementary school in Greeley, Colo., consists of four big circular classrooms that can be partitioned off into wedge-shaped sections. Greeley's new high school is made up of odd-shaped classrooms within big triangular sections. Alcoa, Tenn., has a hexagonal high school in which diamond-shaped, double-sized rooms can be divided by folding walls.

RESHAPING SCHOOLS, Continued -

CIRCLES ARE CHEAPER

It's anybody's guess how many of the estimated 2,100 elementary and secondary schools built last year in the U. S. incorporated such odd shapes in their designs. But in California alone, 50 of the 250 schools built in 1967 boast such features as movable walls and double-duty auditoriums, says Charles D. Gibson, chief of California's school planning bureau.

Architects and school officials say the new-style schools are no more expensive than conventional ones. "There's no evidence that a premium has to be paid to get the new designs," says Harold G. Gores, president of Educational Facilities Laboratories, an arm of the Ford Foundation.

Sometimes it even costs less to build an odd-shaped school. Valley Winds' construction cost, complete with carpeting, ran just over \$1,000 a pupil in 1964, well below the \$1,400 a pupil average cost of school construction at that time in Missouri, Kansas, Nebraska and four other Midwestern states.

Exterior walls are a major expense in any building, and a large chunk of Valley Winds' saving reflects the fact that it takes about 25% less outside wall to enclose a circle than a rectangle embracing the same area. Another major saving resulted from the absence of long corridors, which take up about 20% of the floor space in a conventional school building.

A BIG LIBRARY

But cutting costs isn't the primary aim of the new look in schools. The objective is to make them more functional - "to get the building out of the way of education," as John Shaver, a Salina, Kan., architect puts it. "We visualize how teachers and students would group themselves if unencumbered by walls, then we set these groupings down on paper and shape a building around them," says Mr. Shaver, whose architectural firm has designed schools in Colorado, Indiana, Missouri, Kansas and Tennessee.

One of them is a high school now under construction in Lowell, Ind. It has a floor plan made up of three circles, roughly resembling the outline of a snowman. The biggest of the circles contains three clusters of classrooms - one for science courses, one for English and foreign languages, one for social science classes. Each cluster has its own small library. The two smaller circles of the snowman contain a gymnasium and swimming pool.

The school's 15,000-square-foot main library is centered among the classroom clusters, taking up about 7% of the school's floor space. By comparison, a typical library in a high school built in the 1930's occupies only about 3,000-square-feet, only about 1% of the floor space in most older schools.

At Greeley's Sherwood Elementary School, the library area is surrounded by four big, circular classroom areas that can be cut into sections with movable walls. The library is handy to all classes, and, explains a Greeley public school official, "There's high correlation between a library's accessibility and its utilization."

RESHAPING SCHOOLS, Continued -

Teachers at Sherwood say they are able to let more students leave class to study independently in the library because it is so close by they can check up on the youngsters easily.

Folding partitions divide each of Sherwood's areas into as many as six separate classrooms. During a typical day, the partitions will be folded out of the way for a choral music class in a single, circular classroom 100 feet in diameter. One teacher takes charge of the 180 third and fourth graders while the other five teachers grade papers and prepare lesson plans.

When it's time for English, the partitions are closed around pupils grouped according to their skills. Later, two of the partitions are opened, and the fourth grade classes are combined to watch a science program broadcast by a Denver educational television station. "One of the biggest advantages of this school is its flexibility," says Wilma Scott, principal.

Team teaching isn't emphasized at Evans Junior High School in Greeley, another school designed by Mr. Shaver; hence, few of its classroom walls are movable. Evans consists of 10 circular brick sections, each opening onto an enclosed central mall. One circular section contains the gym, others contain classrooms, teachers' offices, a library and a combination cafeteria-auditorium.

The layout bewilders new students for a few days, says Don Kelley, a vocational counselor. "New seventh graders, especially, have trouble finding the restrooms," he says. "We give everybody a map to help orient them."

The year-old elementary school in Millbrae, Calif., a San Francisco suburb, is a long, low, frame building with no interior walls. Its area equals 16 conventional classrooms. The school's 300 pupils eventually will attend un-graded classes (children aged six through eight already do), and most of the classwork at Millbrae already consists of semi-independent study by groups of five or six students, says Eleanor Oleson, principal.

The school's design, she explains, allows each student to join a group working at his level in each subject. A child can be promoted- or demoted - in any subject at any time of the school year simply by being moved across the room to another group. "It erases completely the stigma of, say, a third grader working at second grade level" in some subjects, says Miss Oleson.

She says that before the school opened, Millbrae teachers worried about noise and feared youngsters would be inattentive. "But we find the majority of children are really developing powers of concentration that amaze us," she says. Carpeting and acoustical ceilings soak up much of the noise, she adds.

Many of the new schools have cafeterias and auditoriums that do double duty; they accommodate large audiences, then can be partitioned off into sections for smaller groups.

RESHAPING SCHOOLS, Continued -

Candlewood Junior High School in Half Hollow Hills, Long Island, New York, regularly uses its theater-in-the-round for dramatic productions. But at the touch of a button four electrically operated partitions slide out and meet at center stage, dividing the auditorium into four lecture halls, each seating about 170 persons.

South Mountain High School in Phoenix doesn't have an auditorium. But it is planning to build one that will be ringed by four lecture halls that pivot on electrically operated turn-tables, so that the halls are sometimes part of the auditorium and sometimes separate rooms. The main hall will have 600 seats, and each lecture hall will have 200 seats. Up to 1,400 students will be able to attend big events, or the lecture halls can be turned away from the main auditorium so that up to five smaller groups will be able to use the facilities. "We'll be able to use the auditorium space 80% of the time, compared to about 20% otherwise," predicts Howard C. Seymour, Phoenix school superintendent.

Courtyards and student lounges are showing up in more new schools. Carlsbad, N.M., High School has a 35-foot-by-150-foot courtyard in the center of a horseshoe-shaped classroom building. A translucent plastic roof covers the courtyard, which contains a small waterfall and reflecting pool, pine trees, ivy and benches.

"It's a place where pupils can come to exchange ideas," says William W. Loos, principal. "The kids use it all the time. They appreciate the beauty, and, while I'd hate to have to prove it statistically, we believe the whole idea has made for a better academic environment."

- THE INNOVATIVE TREND -

INTRODUCTION:

All educators realize that schools are changing at an accelerated rate than ever before experienced in our history of education. Fewer board members and designers are aware of the true impact of new methods such as Team Teaching, Flexible Modular Scheduling and the Open Concept. Children are on the move!!!! Our buildings must be designed to allow this movement with a maximum of ease.

In many examples, the school program does not include the "pure" form of any of these methods, but, they do include modified attempts to reach the same goal - better education for the individual child. The classroom teacher is commanding greater respect in the community through increased salaries and a stronger voice in school affairs. By the same token, the parents and Board Members expect more from the classroom teacher. The physical space and teaching tools available to the teacher are the prime determining factors in the success of this goal along with the basic skill of the teacher.

We have all heard the argument in individual districts that the teacher cannot adjust to the new methods and therefore, the education for the children must remain static. When we discuss this problem with progressive administrators, they are not concerned because a progressive program will attract progressive teachers. In the end result, the children will benefit from this progressive approach. In larger districts where teachers have been given an opportunity to "volunteer" for new teaching assignments in innovative facilities, the result is always the same --- the stronger educators are the volunteers.

The teacher is faced with a challenge - the designer is faced with a greater challenge - to provide a facility which is modern, innovative and acceptable to the community. Sometimes the matter of being acceptable to the community takes precedence over education and this is not fair to the children. We must educate the adult as well as the child, as we can no longer afford to accept the old "red brick" building as the image of modern day school. The new school may not have four walls --- it may not have any walls!!!

THE EDUCATIONAL "SUPERMARKET":

The term "supermarket", when applied to education, obviously does not enhance the image of our modern education of today. If we could close our eyes to the connotation that the "market" applies to the classroom teacher, but rather, we are speaking of the physical plant alone - a different picture develops and one that expresses the modern trend in school design, whether we like it or not. At the present time we speak of the anticipated life-span of a new school in terms of 60 years or more. We design for maintenance, public acceptance, teachers whims, etc., but --- do we design for the future?

THE EDUCATIONAL "SUPERMARKET", Continued-

It is remotely possible that twenty years from now our schools will return to the "egg-crate" shape to which we are accustomed. Our pace of living must also do an "about-face" and proceed at a slower rate. Will this actually happen?? Let's face the total possibility that it will not! Then our modern method of educating our children will not alter from it's present course.

We do in fact require "supermarkets" of education as the term would apply to the modern physical plant of brick and mortar. We need open spaces which can be changed without the use of concrete hammers and dynamite. When we visualize the food-type supermarket, the image is one of open space with the absence of solid walls and protective "cells". Particularly for the upper grade levels this same image is rapidly being associated with the physical appearance of the modern school. Most professional educators realize and accept this fact, but, how do we convince the school board member and the elector?

Dr. Harold B. Gores, President, Educational Facilities Laboratory, made a rather surprising statement before the assembly of educators in Palo Alto, when he declared - "The small school district has the power to be innovative, whereas, the larger school is lost in a sea of tradition, tranquility and compromise. The city schoolhouse, new or old, represents the municipal mind at it's cruelist. It is a strange phenomenon - individually, we like our children, but as groups, - as governments - we don't."

If one reflects on this statement for a moment, it becomes readily apparent that many of us fall into this trap of being traditional.

THE ROAD TO INNOVATION

Whenever the term "innovation" is presented to a Board of Education or audience of taxpayers and electors, another image comes to mind --- it's going to cost more money. - This is not true and there is no foundation for this belief. In a conservative state, like Wisconsin, it is extremely difficult and in fact, painful for an educator to be innovative. He must confront the public with a complete change and he must convince them that he is thinking of the children --- not of his own personal gain.

The designer has an equal problem when in a sincere and dedicated effort, he too proposes change. Change in building shape, change in function and change to produce a facility which has a better chance of being functional at the end of those sixty long years. His competitors (the out-moded ones) use his designs as an abstractionist target; the public demands to know why; and the teachers say that it won't work. The obvious response is to slip back into the oblivion of tradition and forget the children.

THE ROAD TO INNOVATION: Continued-

Recently, John Shaver, Architect, spoke before a nation-wide group of educators gathered for a meeting of what was then known as the National Council of Schoolhouse Construction. He explained the motivation behind the new and exciting schools in Greeley, Colorado, some of which involved circles, pods and hexagons. Immediately, he was challenged by a member of his profession concerning the merit of his designs and the obvious cost figures presented. Mr. Shaver asked his critic, "Have you ever designed a circular or hexagonal school?" The response was negative. Mr. Shaver then advised his critic to design one and then, at a later date, repeat his question.

This probably represents the direct answer to the critics of innovation. Criticism must be qualified and if a critic has no experience in innovative designs --- his criticism cannot be taken seriously. We have altogether too many critics who are not experienced in the subject. Experience is the best teacher and it is fool-hardy and ignorant to criticize without direct knowledge. We have encountered designers recently who have literally boasted that "Schools have not changed in the past 40 years, and what was good enough then is good enough now". A statement very much to the liking of the unsuspecting taxpayer.

It takes intestinal fortitude to be different, to be innovative, to be modern, to be dedicated.

Can we expect our children to be sheltered from the innovative trend that has become the by-word of progress in our nation today? Rather than shelter our youth, we had better prepare him for today's world - Our schools represent the only direct vehicle in this preparation.

INNOVATION THROUGH FLEXIBILITY:

6:3:3; 8:4; 6:2:4; 6:2:2:2; 4:4:4; and other mystical arrangements are not Canadian football defensive formations, but rather they represent the many varied "grade" separations of our school children. Imagine the confusion when the first brave soul proposed a non-graded system. Imagine the dilemma of the designer when he found he could not label his little "cells" with first grade, second grade, etc. Imagine further the conglomeration of designs that resulted from this sudden and abrupt change.

The non-graded system and the approach to team teaching can be seen as the direct cause of the designer's look at flexibility. Obviously, the egg-crate would not work effectively under the team approach, and the non-graded system caused more "headaches" to the designer. In a period of several short years, the term "flexibility" held a mystic charm for educators and the effect on the designer was devastating. How can we support a roof with no walls?????

- THE DESIGN CRITERIA -

ELEMENTARY - MIDDLE - JR. HIGH - SR. HIGH

Elementary Schools, Middle Schools, Jr. High Schools and Sr. High Schools all have one common denominator as related to the current trend in education - they must allow complete flexibility and fluid traffic patterns for the child. The theory that the child must lead a "sheltered" life in the lower grades and then pass through the transition period of the Jr. High School to the ultimate open education of the Sr. High School has been battered from pillar to post. A look at the change in teaching methods and curriculum will bear witness to the fact that the classroom is no longer a sanctuary - it is an exciting and stimulating place to learn --- alone and with others.

THE ELEMENTARY SCHOOL.....

Team-teaching, non-grading and accelerated learning have slowly but surely made their affect obvious in the elementary school of today. It is not uncommon to find open classrooms, large and small group instructional areas, mathematics laboratories, science laboratories, separate music facilities and materials centers in the modern K-6 facility of today. We can go back less than eight years and find these facilities missing in the majority of our elementary schools.

The materials resource centers in the modern 20 classroom elementary school of today far surpasses the facility provided in the high school a decade past. The elementary facility is larger and more complex with electronic devices unheard of in the high schools of the 1950's. The fact that these facilities are available to the child clearly indicates that these children are on the move within the school. They no longer remain in a 30 x 30 cell for six hours per day and nine months per year.

The teacher turns a key in the wall and a massive wall moves open and suddenly the 30 x 30 cell becomes an open area of 60 x 30 with two classes enjoying an educational movie or T.V. program. The classroom cabinets on casters are located at the whim of the teacher and they may be used to create a small classroom within a classroom. Groups of three, four or five teachers are in a team room discussing the next days lecture and selecting the prominent teacher to present that lecture. The A-V equipment available to the teaching team resembles the central panel of the early missile guidance system.

In the materials center the individual child is seated at a study carrel in complete concentration with a tape recorder describing the life cycle of a butterfly. In another area of the materials center other children are discussing the wonders of the solar system which they are viewing on an automatic slide projector. There may be several teachers moving about observing the children's progress and giving individual attention to the child in need.

THE ELEMENTARY SCHOOL (Cont.)

Even the chalkboards are movable and each room takes on a completely different appearance as the innovative teacher interchanges tackboard, chalkboard and shelving. Another teacher has divided her room into alcoves with the movable classroom cabinets.

No longer does the classroom have to serve as the coach, art teacher, scientist and mathematician, etc. Through cooperative education agencies, even the smallest school districts have specialists available to carry forth these programs in an effective manner. That is - if the proper facilities have been provided within the school. It is unfortunate that we parents don't take the time to really observe what a fine, progressive school can do for our children as opposed to the sheltered life of the old red brick building.

THE MIDDLE SCHOOL - JR. HIGH.....

The transition period between the relative tranquil security of the elementary school and the competitive atmosphere of the high school is expected to occur in the Middle or Jr. High School in a period of two or three years. This phase of the child's education poses the critical period of self-adjustment where the sense of security is transplanted by the desire to learn through the investigative process. The laboratories are more complete, the homeroom teacher is not with the child for the full six hours of each day. Extra curricular activities begin to take form and the child approaches the critical period of the "in-between" years.

If the facilities have been designed properly, the warmth of the elementary school will combine with the excitement of the high school to serve as the first real self-stimulant to the child's learning process. There will be more time for independent study, more time for small group discussions and experimentation. The laboratories will be more complete and individual projects will take form.

The fluid movement and traffic patterns afforded within the building will be of prime importance with the ability to control and supervise this movement of absolute necessity. No longer will the classroom teachers accompany the class to the gym, to the lavatories or to the cafeteria.

The school facility will be larger with more space allotted per child. Classrooms will vary in size with small seminar rooms, standard classrooms and possibly, a little theatre for the larger assemblies. The cost per pupil will also increase because of the many departments provided to supplement the standard classrooms. Open areas, folding walls, movable partitions, will become more abundant. The cost of equipment will increase because of the stimulated curiosity of the child engrossed in the transition to the independent study habits.

THE MIDDLE SCHOOL - JR. HIGH (Cont.)

Gymnasiums, locker and shower facilities, outdoor athletic facilities will also undergo a change with the increased emphasis on competitive activities. A student newspaper may take form and facilities provided for this activity in the immediate area of the commercial suite.

To the designer, the Middle or Jr. High School represents the greatest challenge because he is faced with providing a facility which must have the intimate atmosphere of the elementary school, yet allow the individual freedom necessary to provide the transition. It is no wonder that there are so many different approaches to the design of the transitional facility and it is equally gratifying to visit many of the modern schools that have represented the answer to this challenge.

THE SENIOR HIGH SCHOOL

Never before in the history of education has the Senior High School faced the severe test that is presented by today's society. We must train students for college-level work. We must offer vocational training for those who do not continue on to college. In short, we must make available the maximum amount of education to each child in a three or four year period. Never before has flexibility been so important as it is at the high school level.

Two or three years ago we were confronted with the sophisticated electronic learning devices and we began to provide electronic materials centers as a replacement for the library. Gymnasiums began to lose importance as the focal point of the school and Science, Math, Vocational Education Labs and Materials Resource Centers captured the center of attention.

Flexible Modular Scheduling was a little known concept that gained publicity in Nova and Stanford but was virtually unknown elsewhere. Now, we find ourselves caught up in the rush to create the atmosphere conducive to learning that has already enveloped other areas of our country.

The old standard one hour class sessions is rapidly being replaced by 15 and 20 minute periods. No longer does the educator have to stop a lecture at the critical point because some time clock activated the program bell system. In fact, there may be a complete absence of bells entirely and there are many teachers who would welcome this change.

The central materials resource area is already becoming obsolete with the advent of the house type system. For example, the English, Social Science, Speech and related subjects may be isolated in one "house", pod or ploygon with a materials center located in the focal point of the house. This house may gain the title of "Humanities" and a student may spend his entire academic day within one house. The Mathematics and Science laboratories along with the related materials resource center may be located in another house aptly titled the "House of Related Sciences".

Satellite materials centers are found in the most uncommon places in the modern high school. We may find one in the music department, another in the industrial arts, and still another in the domestic science suite.

Seminar classrooms, large group instruction areas, and little theatres are common to the modern high school. The swimming pool, which had been considered as a luxury, is rapidly gaining recognition as a functional teaching station of great value both to the community and the student.

Greater academic freedom can be found as depicted by the frequent small group discussion sessions that can range from sex to the proper planting methods for maximum yield of a corn crop per acre. Even the librarian no longer calls for complete silence and she recognizes the value of cooperative study habits and the blending of ideas.

The high school educator has more time for preparation and, once again the team approach proves to be of value to the student and the teacher. The teacher can press a call button and request that the computer programmer arrange for the latest chemistry demonstration to be programmed to the classroom via closed circuit television. The student in an electronic study carrel may call for a lecture that he missed due to an illness. A team of teachers may be engrossed in a critical evaluation of a T.V. demonstration prepared for presentation to the advanced chemistry class.

This is learning as we have never known it before and there are more innovations in the experimental stage that will make our present day offerings appear as outdated as those available a decade ago.

Not all school districts will be able to afford these sophisticated systems and methods, and the majority will not. However, we as designers and educators must make every effort to assure the students of the finest facility available within the means of the district. Innovative schools do not necessarily cost more as far as the cost of construction is concerned. In fact, many of the open-type facilities are considerably less expensive than the old closed type, corridor dominated facility of the past.

The point to consider is that an open school can always be converted to the closed type at a minimum cost -- the closed type may be converted to the open type but always at a maximum cost. In other words, it is easy to step backward, but difficult to move forward once tradition has controlled the design.

- THE GEOMETRIC FORM -

INTRODUCTION:

Most of us think of the rectangle or square when we relate a school building to a geometric form. We are used to the traditional box type structure but does this structure actually adapt itself to every modern form of education? We all realize that the methods of education are changing --- would it not be reasonable to expect our school buildings to change in a like manner?

In consideration of the basic geometry as related to the school building, we find that the rectangle and square do not represent the most efficient building shape. This lack of economy becomes evident in the initial cost as well as the long term cost of operation. Why then do we see so many rectangular plans and so few hexagons and circles? Again, the answer is simply because of the lack of familiarity on the part of the designer with the geometric intricacies of these new forms. It might be of value to consider the geometry of the circle and hexagon at this point.

BASIC GEOMETRY:

If, as a matter of comparison, we consider a total building area of 60,000 square feet, we will have a basis to examine the differences between the square, circle and hexagon. We cannot compare the rectangle because of the lack of symmetry, however, it is a matter of fact that the rectangle cannot be as efficient as the square as proven by basic geometry.

Example: The Square

$$\text{Area} = 60,000 \text{ Sq. Ft.}$$

$$\sqrt{60,000} = 245 \text{ Ft.}$$

∴ Since the sides of the square are equal

$$\text{Each Side} = 245 \text{ Ft.}$$

$$\therefore \text{The perimeter} = 4 \times 245 \text{ Ft.} = 980 \text{ Lin. Ft.}$$

Example: The Circle

$$\text{Area} = 60,000 \text{ Sq. Ft.}$$

$$\text{Perimeter} = 2 \pi r^2$$

$$\therefore r^2 = 60,000 / 3.14 = 19100$$

$$r = 138 \text{ Ft.}$$

$$\text{Perimeter} = 2 (3.14) (138) = 867 \text{ Lin. Ft.}$$

Example: The Hexagon

$$\text{Area} = 60,000 \text{ Sq. Ft.}$$

$$\text{Perimeter} = (6 \times S)$$

$$S = (60,000 / 2.598) = 152$$

$$\text{Perimeter} = 6 \times 152 = 912 \text{ Ft.}$$

COMPARISON:

For 60,000 square feet of floor area

The perimeter of the square = 980 Lin. Ft.

The perimeter of the circle = 867 Lin. Ft.

The perimeter of the hexagon = 912 Lin. Ft.

Percent of difference

The Circle = $980 - 867 = 113$ Lin. Ft.
 $113/867 = 13.9\%$

The Hexagon = $980 - 912 = 68$ Lin. Ft.
 $68/867 = 7.45\%$

CONCLUSION:

For an assumed total floor area of 60,000 sq. ft., the circle has 13.9% less outside wall area than the square. The hexagon has 7.5% less outside wall area than the square. If compared to the rectangle, the percentage reduction will become much more impressive.

<u>Square</u>	<u>Circle</u>	<u>Hexagon</u>
Face Brick	14% less	7.5% less
Back-up Block	14% less	7.5% less
Roof Facia	14% less	7.5% less
Roof Soffit	14% less	7.5% less
Ext. Foundation Wall	14% less	7.5% less
Exterior Footings	14% less	7.5% less
Reinforcing Steel	14% less	7.5% less
Heat Loss	8% less	4% less

Although these figures may not seem significant, we must remember that when a contractor prepares his bid, he does so on the basis of the material required. He then applies those unit figures to his standard labor scale which would indicate that savings will be realized in both material and labor.

- THE COST FACTOR -

INTRODUCTION:

Both the hexagon and the circle represent compact designs although this may be questioned because of the cluster configuration of the hexagon. In both examples the corridor areas are at a minimum and there is little problem with loss of continuity. As explained earlier, the circular plan will represent the greatest saving when considering the reduction in the exterior wall area and the total compactness of the design. The hexagon, although not as compact, offers other advantages not common to the circle or the polygonic form.

THE HEXAGON:

If the basic hexagon is used in a series of clusters or pods, thus encompassing a central core area, the economy becomes increasingly advantageous. Actually, as discussed earlier, the hexagon will encompass a greater usable area with a reduction in perimeter wall area. The general contractor is confronted with a series of buildings of equal size and similar framing. As the first section or hex is constructed the other sections or pods are merely repetitive of the first section. This repetitive process tends to eliminate what might normally appear to be a problem in lay-out and construction. Although an entire system of roof framing is involved, the structural components of each hexagonal would normally become a carbon-copy of the preceding unit. Whereas more layout time would be involved for the first unit, each subsequent unit can be constructed with increased efficiency.

Because of the open nature normally found in the hexagonal design, there are fewer bearing walls and the building can be enclosed at a rapid rate. Again, there are fewer interior walls and actually we are merely providing an outside perimeter and a roof and floor system. The problem of roof drainage is not as easily handled as opposed to the circle and rectangle.

The contractor has an option in the fact that he can proceed with each pod as a separate structure, and thus confine his work to a smaller area - or - he can carry the entire building as one unit. The smaller unit type construction could present obvious advantages during the cold weather season as the temporary heating would be much less expensive.

The entire key to the economy of the hex, or any other building type, is the roof framing system. If the design, due to lack of experience or for some other reason, involves a framing system too complicated for the contractor - there will be problems both in construction and cost. Many of these problems can be eliminated through thorough preliminary planning with the aid of a competent structural engineer. Unfortunately, the structural design is sometimes attempted by unqualified designers and the results can be costly and highly aggravating to the Owner.

THE HEXAGON: (Cont.)

It is questionable as to the time of construction required, however, the hexagon will not proceed as rapidly as the circle, but may surpass the time required for the rectangular structure. The open aspect of the design will be of value in the reduction of construction time.

Mechanical contractors will find many advantages because of shorter conduit and pipe runs and a sharp reduction in the number of individual units required to heat the building. Once again, the central air handling system would appear to be the most economical particularly with the inclusion of air conditioning, either immediately or in the future. The hexagon represents an ideal challenge to an efficient indirect lighting system and this is the method most commonly employed in the California schools. The compact nature of the building will also reduce plumbing lines and with the flexible acoustical tile ceilings most of the plumbing, electrical and heating runs will be found in the ceiling, and all will be directly accessible for future change and maintenance. Once again, economical advantages are found because of the repetitious nature of the clustered pods and the mechanical contractors gain in a manner similar to that of the general. In the end result, it is the Owner who realizes the cost savings and the children who benefit from the functional advantages.

THE CIRCLE:

The trend of today and tomorrow will be toward the compact design largely because of the apparent cost advantages and secondly, in recognition of the need for air conditioning. We all hear more talk and results of studies concerning the operation of our schools on a twelve month schedule and when this change does occur - we will have air conditioned schools.

Thus, the circular school does present a strong argument because there is no equal to a circular school with regard to compactness of design. We have already considered the surprising reduction in outside wall area and the reduced corridor space required for the school-in-the-round.

Recently an article appeared in the publication sponsored by the Wisconsin Association of School Boards in which the author indicated that a circle will be more expensive because of the special materials required for construction. If the circle is of adequate size (approximately 30,000 sq. ft. or larger) there are no special materials required. Obviously the circle cannot be economical if the contractor has to use special block, brick, and other building components. The simple truth is that he does not. We often lose sight of the fact that the degree of curvature in a building having a radius of 100 feet or more is extremely slight. Statements to the contrary come from ignorance and lack of knowledge of the subject.

THE CIRCLE: (Cont.)

The method of project layout with the circle is totally different from the conventional building in that batter boards and string lines are eliminated. The contractor establishes a central control point in the middle of the building and with radial wires and transit he can establish every wall and joist location from that point. The mason no longer works with a stringline stretched from corner to corner because --- there are no corners. Instead he uses a template and radial line and each mason can work totally independent of his companion. Experience has proven that the mason can lay block at a more rapid rate in this manner as opposed to the conventional method. The proof of these statements can be readily obtained by discussing this matter with a general contractor who has built a circular structure from a well conceived plan.

The same architect mentioned that "A circular school will cost more than the conventional if the same materials and mechanical systems are used". If this statement is carefully analyzed, it becomes obvious that the author had not given the matter much thought - or - he allowed personal prejudice to take precedence over sound logic.

As there are many building types and shapes, there are also many varied types of mechanical systems. The circle offers one obvious advantage in air distribution, (heating and cooling) because it has one continuous corridor which may serve as an excellent plenum. Whereas, with a unit ventilator type system all piping must follow the perimeter. Therefore, the length of the piping runs are reduced by as much as 50 to 75 percent. The unit ventilator type system does not belong in the circular school if economy and function are of prime concern. The central air handling system provides an ideal solution for either immediate or future air conditioning, whereas, the unit ventilator cannot provide this function. Again, a visit with a mechanical contractor who has had experience with the circular design will be beneficial to separate fact from fantasy.

The electrical system can also be greatly simplified through a main power loop type of distribution. Again, we experience a decrease in the amount of material and labor involved in the circular school. The work can proceed at a more rapid rate similar to the increased pace of construction experienced by the general contractor.

Many articles have been written concerning the cost factor associated with the school-in-the-round and one of the most recent appeared in the Wall Street Journal, February 13, 1968, which in part indicated the cost reduction possible with the circular design. Our experience has provided valid proof of the fact that if designed properly, the circular school will cost at least two dollars per square foot less than the rectangular building with the same basic academic facilities. There will be more usable academic space in the circle as opposed to the rectangle of identical size.

SUMMARY:

There will always be those designers who are skeptical about the non-conventional type building and those ill-advised professionals may speak with a loud voice. However, most responsible professionals will not condemn a building type or style unless they have a working knowledge of the subject. Here then we have the answer to the critic --- have you ever designed one?

- ELEMENTARY LEARNING CENTERS -

INTRODUCTION.....

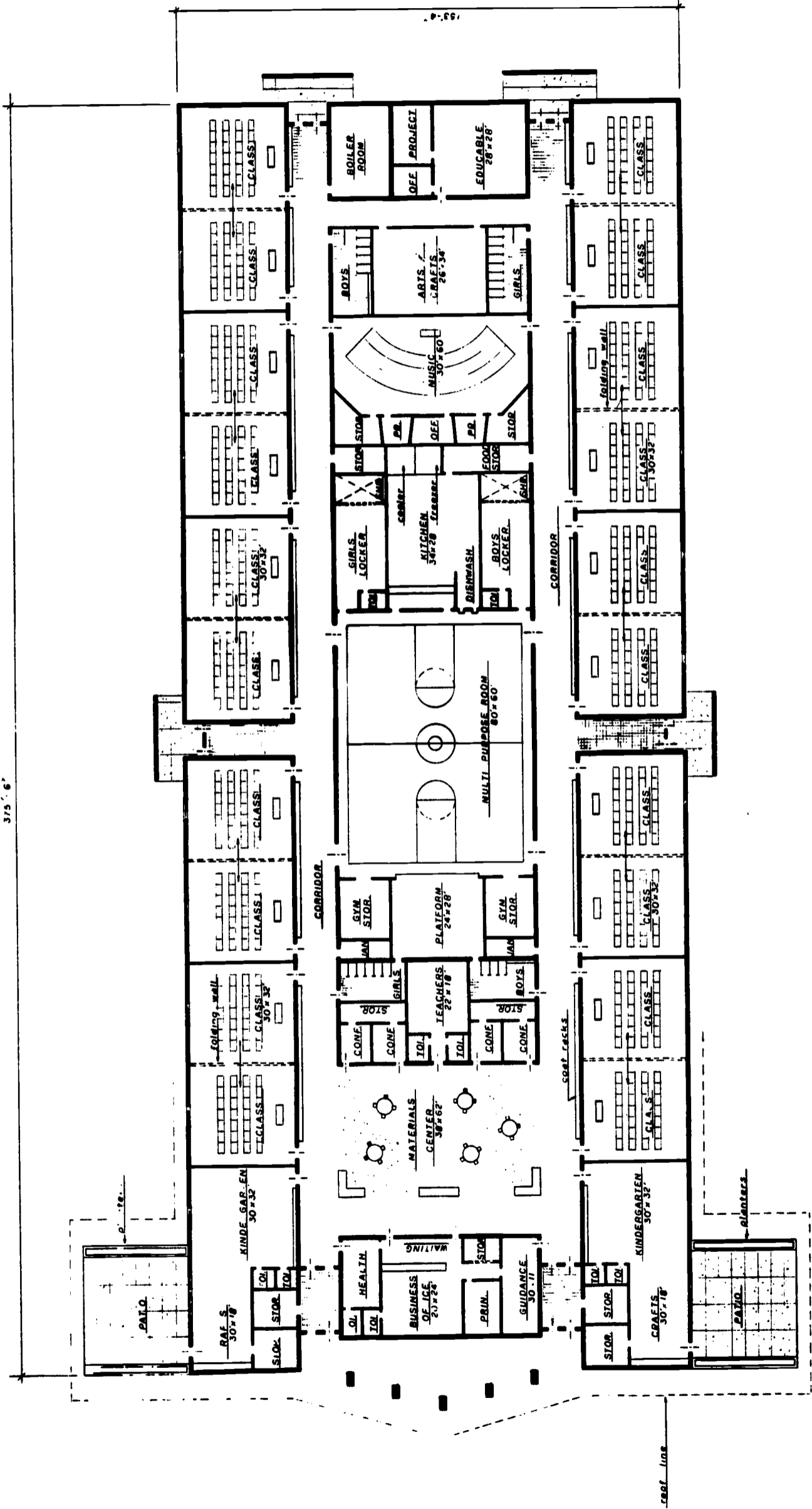
In the section concerning elementary school facilities, the reader will find an assortment of hexagonal, rectangular, circular and square shaped structures. These are representative samples of two story plans, single story plans, and combinations of the two.

Not every district should build a circular or hexagonal school, nor should every building be designed in multi-levels. A district should not build something different for difference sake. A plan should evolve from the need, the program, the budget and - sound logic. Some structures afford more space than others at a lower cost. Some have functional advantages for a particular program. Others are more versatile and may be adapted to a number of program changes as education progresses.

It is the purpose of this section to present a representative sample of nearly every style of design to meet the demands of nearly every modern school program. It is not the purpose of this section to influence the reader or "sell" any given plan or building shape. No two districts have identical teachers, administrators, and children; and no two districts should have identical schools. The educational program is developed by the owner - the type of school should be determined by the owner and the community - not the designer.

All school construction costs listed represent actual costs or estimates which have been projected to be valid until June, 1969.

375' 6"



ELEMENTARY LEARNING CENTER SCALE 1/8" = 1'-0"

STUDY I

- BUILDING TYPE STUDIES -

RECTANGULAR PLAN (Semi-Compact) - 20 CLASSROOM UNIT - DESIGN CAPACITY 615

Total Building Area	64,000 sq. ft.
Building Area per Student	104 sq. ft.
Construction Cost per sq. ft.	\$ 12.55
Construction Cost per Student	\$ 1,242.00
Total Construction Cost	\$764,205.18

- LIST OF FACILITIES -

- 20 Academic Team Teaching Classrooms @ 1000 sq. ft.	20,000 sq. ft.
- 2 Kindergarten Suites @ 1890 sq. ft.	3,780 sq. ft.
- Open Concept Materials Center	4,100 sq. ft.
Includes audio-visual training rooms, conference rooms, teachers preparation room, storage & toilet facilities.	
- Art Lab	820 sq. ft.
- Educable Suite	1,240 sq. ft.
Includes office and special projects room.	
- Combined Music	1,900 sq. ft.
Includes practice rooms, ensemble, office and storage rooms.	
- Multi-purpose Room	4,800 sq. ft.
- Related Facilities:	
Stage	520 sq. ft.
Boys Locker Room	860 sq. ft.
Includes shower, office & toilet.	
Girls Locker Room	860 sq. ft.
Includes shower, office & toilet.	
Gym storage	400 sq. ft.
- Food Center	1,200 sq. ft.
Includes dish washing area, dry food storage.	
- Administrative Center	2,020 sq. ft.
Includes business office, health room, guidance suite, principal's office, storage & toilet facilities.	
- Miscellaneous Facilities:	
Includes boys and girls toilets (dual facilities), janitors closets, mechan- ical rooms, corridors, lobbies, storage, individual conference rooms, etc.	
TOTAL USABLE AREA	64,000 sq. ft.

DESIGN COMMENTARY:

This single story, semi-compact rectangular plan has been developed to provide modern facilities for K-6 type enrollment programs. Although it does not include the non-graded, open concept, the classrooms have been oriented to provide multiplex of two units for team teaching. The folding walls are manually operated, which allows the teacher to open them in less time, but with more manual exertion than necessary with the electric units.

The classroom areas are spacious and allow adequate facilities for individual study and small group activities in the back of the classroom. With the inclusion of trapezoidal project tables, this extra area becomes a multi-use type facility directly within the classroom proper.

The kindergartens include 1890 square feet of usable floor area for each unit and they include a crafts alcove in each unit. We have purposely located them in the area adjacent to the offices and main entrances because the site will not allow access to the rear of the building. These children will attend school for one-half days and therefore, will be moving in and out at a more rapid rate than the full time attendance child.

Another feature of the kindergarten program is the outside play area and classroom designed for each unit. These outdoor classrooms have a complete roof shelter with a concrete patio and permanent benches to be used for class purposes. The school is located in a heavily wooded area and the teacher will be able to conduct nature tours in the area immediate to the school. After each tour, the class can return to the patio area for a discussion session of the observations made during the class tour. This facility will be available to other classrooms as well, and in the summer season it can serve as an outdoor shelter area for the summer playground director and the children.

If desired, the kindergarten class area can remain open during the summer session, thus providing an indoor activity zone during inclement weather and the toilet facilities may be used without disrupting the remainder of the building. This facility is a good example of a multi-use area that will serve a number of auxiliary functions as well as the primary purpose for which it was designed.

The materials resource center is slightly smaller than the similar facility shown on other plans, however, we have included 4100 sq. ft. which includes the audio-visual rooms and teachers work area. In our poll of the teachers in the school we have determined that they prefer that their facility be located immediately adjacent to the materials center. In many instances they must use the same reference material available to the children in their effort to program the curriculum and class presentations. If this material is not immediately available, it may be necessary to duplicate electronic equipment and reference rooms which is an expense that would be difficult to justify.

DESIGN COMMENTARY, Continued

As with a few of the previous designs, there are a number of short-comings including the absence of a separate cafeteria, and the omission of small group or quest areas. Also, we were not allowed to include a math-science quest area, although the inclusion of this type of facility is becoming increasingly important on the K-6 level.

There are several rather unusual features of the building which are worthy of mention, including the window and lighting design. The windows all include insulating glass typical of our designs, and these windows also include built-in venetian blinds, which are operated with a hand-held magnet pressed against the glass. The blinds are hermetically sealed within the glass and are not subjected to dust and normal wear, thus decreasing the maintenance costs. These windows are quite expensive, but they are extremely functional and trouble-free which is of prime importance.

The lighting system is completely indirect and there are no overhead type fixtures which cause shadow and glare problems. The fixtures are well mounted and completely shielded from direct exposure to the human eye which eliminates the "hot spots" normally found with the overhead lighting system. Although the cost factor is higher than with the high voltage system used in the circular designs; the cost factor compares favorably with other standard lighting systems. We believe the lighting will be more effective at substantially no increase in cost.

As is typical with all of our buildings, the roof has been designed with a natural pitch to the exterior and there are no troublesome gutters and downspouts. The surface is smooth and white in color, affording a high factor of reflectance. We do not favor tar and graveled roof surfaces for our climate and we are strongly opposed to flat roof buildings with interior drainage conduit.

This design must be considered as semi-compact as it is quite lengthy in proportion to the width. The reason for the building proportions came from a severe site limitation in which an \$800,000.00 baseball diamond took precedence over a \$900,000.00 educational facility. We have all experienced this type of problem once in awhile and we always ask ourselves why people can be so short-sighted at times.

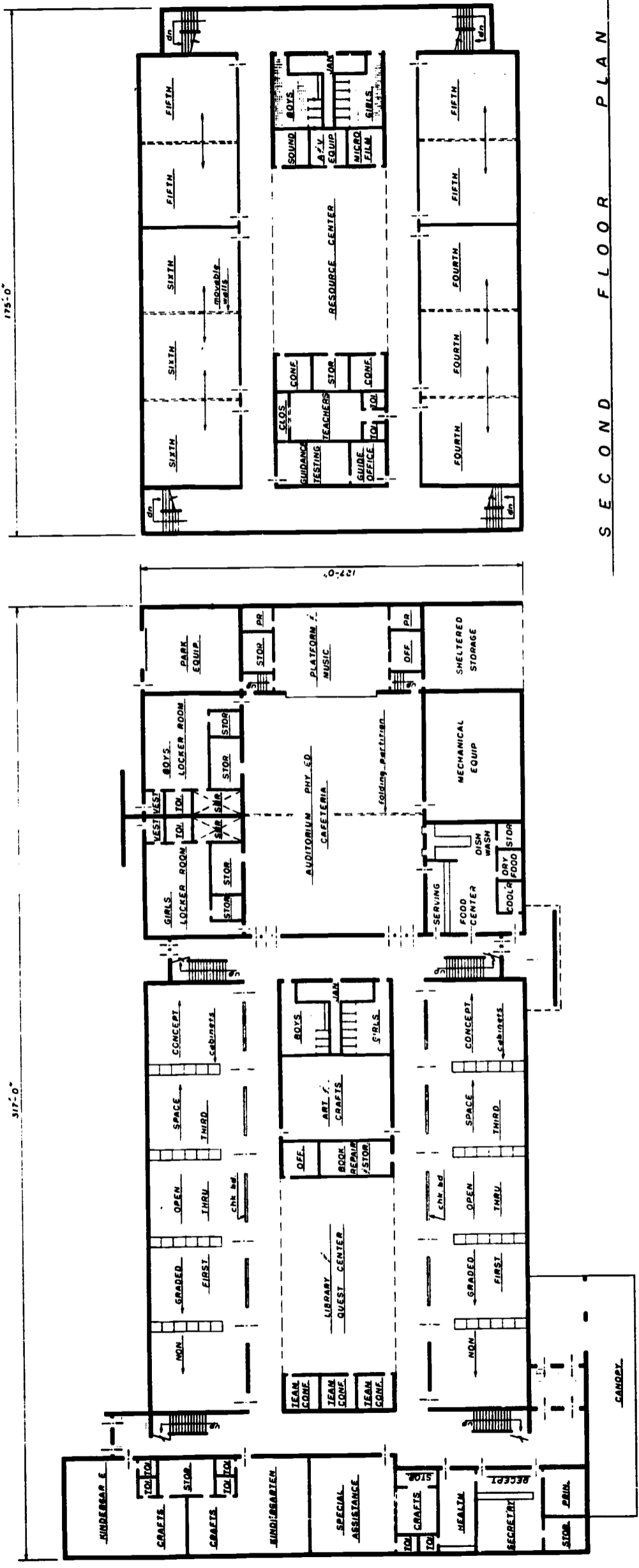
The district in which this school is located is ultra-conservative and although the P.T.A., teachers, and Board of Education very strongly favored the circular building --- we were instructed to design the rectangular plan as presented. Although the plan is functional and economical, it does offer many of the advantages of it's circular sister plan. The cost factor is considerably higher for the rectangle, yet we do not have the cafeteria, math lab, air-conditioning and other features found in the circular school.

DESIGN COMMENTARY, Continued-

The building has been designed with a modified team-teaching approach in mind and there was no attempt or intention to provide the open space concept. The academic classrooms are divided into pairs and these rooms are separated by manually operated folding walls. We have used both the manual and electric type and we have found the manual to be more efficient and faster to operate.

The use of exterior stone and brick compliment the flowing line of the roof which is supported by laminated beams which afford both warmth and beauty. The fact that these beams were manufactured within the district, increases the community pride concerning the building. The gymnasium has been recessed three feet into the ground to eliminate a break in the continuity of the roof line, thus eliminating troublesome and costly roof flashings.

One other feature of interest which, although not completely uncommon, is the temporary wall partition between the pairs of classrooms. To provide this flexibility, steel studs were used along with two separate layers of sheet rock on each side of the wall. The sheet rock was then covered with a layer of soft homosote and surfaced with washable vinyl. This construction provides a full wall tackboard surface from floor to ceiling with the surface completely washable. Other designers are using this method of partition construction and we will be seeing extensive use of this system in the future.



F I R S T F L O O R P L A N

SCALE 1/16" = 1'-0"

S E C O N D F L O O R P L A N

FIRST FLOOR	42,600 sq. ft.
SECOND FLOOR	22,000 sq. ft.
TOTAL AREA	64,600 sq. ft.

STUDY II
- BUILDING TYPE STUDIES -

TWO-STORY RECTANGULAR COMPACT 20 CLASSROOM UNIT DESIGN CAP.615

Total Building Area	64,600 sq. ft.
Building Area per student	105 sq. ft.
Construction Cost per sq. ft. (Est.)	\$ 15.00
Construction Cost per Student (Est.)	\$ 1,570.00
Total Construction Cost (Est.).....	\$965,000.00

- LIST OF FACILITIES -

FIRST FLOOR:

- 10 Academic Classrooms 928 sq. ft. ea.
- 2 Kindergarten Suites 1,280 sq. ft. ea.
Includes Crafts Area, Storage and
toilets.
- Special Assistance Suite 1,344 sq. ft.
Includes Crafts Area, Storage and
toilet.
- Library and Quest Center 2,926 sq. ft.
Includes three conference rooms,
office and book repair.
- Arts & Crafts 1,000 sq. ft.

SECOND FLOOR:

- 10 Academic Classrooms 928 sq. ft. ea.
- Resource Center 3,315 sq. ft.
Includes two conference rooms, sound
room, audio-visual equipment, micro-
film lab, storage facilities.
- Teachers Room 575 sq. ft.
Includes closet, mens and womens toilets.
- Office Suite 1,940 sq. ft.
Includes:
 - Business office;
 - Reception room;
 - Health room;
 - Principal's office;
 - Guidance testing;
 - Guidance office;
 - Storage;
 - Toilet facilities.

DESIGN COMMENTARY:

The combination of open concept, non-graded and team teaching rooms is expressed in detail in this plan with complete flexibility, as the design objective. The lower grades are housed in open concept, non-graded areas, which are completely wall-less in nature. The cabinetry is used as a vision screen, and carpeting, together with acoustical tile will yield a sound separation. This plan broadens the open concept presented earlier in the circular plan.

The two-story plan does not allow as much flexibility in traffic flow and we have the problem of providing duct space for the heating and plumbing systems. Intersecting corridors and stairways also tend to restrict the flow of traffic. We also encounter a problem in the structural system because in the single story open plan we are designing for a roof load of 30# per sq. ft., whereas the two-story plan requires a design load of approximately 60 to 80# per sq. ft. As a result, our spans will, by necessity, become shorter in length or, the structural system will become more expensive for the additional load factor. These points are important as many people believe that the two-story building is more economical, but this does not prove to be true in the open concept plan.

The Kindergarten, Special Assistance and lower grade classrooms have been located at ground level, whereas the team-teaching upper grade classrooms have been assigned to the upper level. The gymnasium, locker and shower rooms, food service area and mechanical equipment rooms are in a single story configuration to the rear of the two-story section. In this manner the service areas are immediately accessible to the exterior of the building at grade level.

The classrooms are spacious and provide approximately 1000 sq. ft. of teaching space in each unit. There is an ample number of conference rooms available and the materials resource centers are strategically located. Because of the prime importance of these facilities, it was decided to provide two units rather than a single facility at one level. This unit has been designed to double-deck in a mezzanine type arrangement which is gaining increased popularity.

Although adequate team preparation rooms have been included we do have an absence of quest areas which could have enhanced the operation of the team teaching area. This was not practical in the two-story building primarily because of the symmetry of classrooms top and bottom. We can use the materials center as a substitute for some of the quest and small group activities, but this will not provide the full effect.

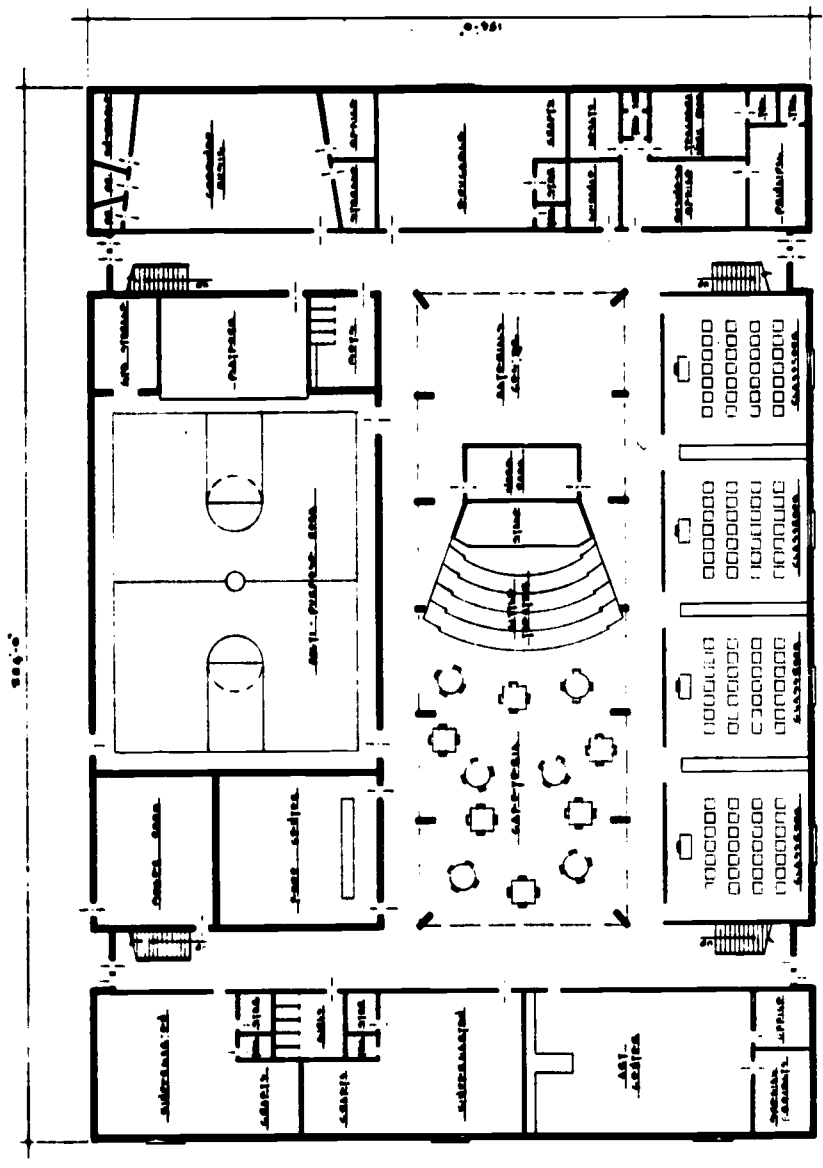
DESIGN COMMENTARY - Continued

In the two-story plan, we have provided approximately 1050 sq. ft. of floor area per student, but the effect of this spacious allocation does not represent a true picture. We have devoted more space to corridors, stairways and duplicated facilities because of the two-story configuration, and for all practical purposes --- we probably have less than 1000 sq. ft. available to the student.

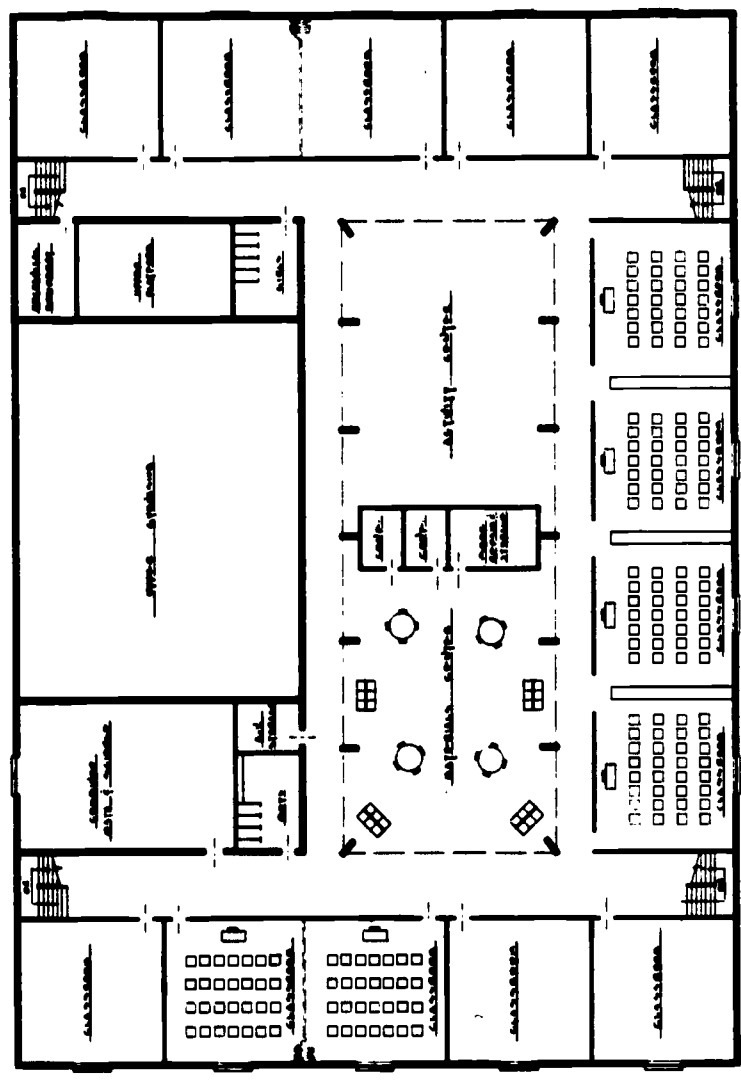
Although this plan is completely modern in concept as compared to many elementary schools being built today, it is highly questionable as to the effectiveness of the flexibility as compared to the circular or hexagonal open plans. This probably explains in part, the reason for the great number of single story K-6 schools as opposed to those designed in a bi-level configuration.

As the building is designed for greater flexibility, the equipment designs have also undergone a drastic change. No longer do we provide counter-top units rigidly affixed to the walls of the structure. Every piece of equipment is designed to be completely mobile and most items are provided with casters to facilitate any movement. The chalkboards and tackboards are mounted on flexible aluminum tracks which will allow complete removal and interchangeability in the future with maximum ease. The chalkboard applied to the wall with a permanent adhesive is rapidly being discarded as being a barrier to true flexibility.

It is quite foolish to provide a flexible structure and then equip it with inflexible units which cannot be moved without a maximum of labor and expense. It is equally unwise to program a design philosophy with no regard for the coordination of those items to be purchased directly by the owner. Some designers include the equipment in their contract --- others do not. One fact is certain, in either case, the work must be coordinated with the basic functional design.



FIRST FLOOR PLAN



SECOND FLOOR PLAN

TOTAL AREA 69000 SQ. FT.

ELEMENTARY LEARNING CENTER

SCALE 1/4" = 1'-0"

STUDY III

- BUILDING TYPE STUDIES -

TWO-STORY COMPACT 18 CLASSROOM UNIT DESIGN CAPACITY 565

Total Building Area	69,000 sq.ft.
Building Area per student	122 sq.ft.
Construction Cost per sq. ft. ..	\$ 13.90
Construction Cost per student ..	\$ 1,700.00
Total Construction Cost	\$960,000.00

- LIST OF FACILITIES -

- 18 Academic Classrooms 960 sq. ft. ea.
- 2 Kindergarten Suites 1,380 sq. ft. ea.
Includes crafts area, storage and toilet facilities.
- Art Center 1,800 sq. ft.
Includes office and special projects room.
- Educable Suite 1,200 sq. ft.
Includes crafts area, storage and toilet.
- Math and Science Lab 1,470 sq. ft.
- Combined Music 1,800 sq. ft.
Includes practice rooms, ensemble, office and storage.
- Multi-purpose Room 4,800 sq. ft.
- Related Facilities:
 - Platform 704 sq. ft.
 - Gym Storage 280 sq. ft.
- Food Center 1,080 sq. ft.
- Cafeteria 2,640 sq. ft.
- 2 Open Materials Centers 4,230 sq. ft. ea.
- Open Theater and Stage 1,024 sq. ft.
- Activity Center 2,640 sq. ft.
- Office Facilities 1,500 sq. ft.
Includes business office, health room, guidance room, principal's office, teachers work room and toilet facilities.
- Miscellaneous Facilities:
 - Includes mechanical rooms, boys and girls toilets, lobbies, corridors, conference rooms, storage, etc.
- TOTAL USABLE AREA 69,000 sq. ft.

DESIGN COMMENTARY:

This two story compact plan combines simplicity and spaciousness to provide an educational facility of relative low cost and spacious environment. Although many educators do not prefer two story construction for the lower (K-6) elementary grades, there are never-the-less a number of these units in larger metropolitan areas where land acquisition represents a major expenditure. There are certain features that increase the cost yet reduce the total usable space available to the child and teacher for academic purposes. These features include more corridor space and stairways that prove to be costly.

We must recognize the fact that the two story plan will not allow the unrestricted flow of students for the same reasons. Intersecting corridors and stairways do slow traffic and they cause congestion problems not as prevalent in the single story plan. Maintenance problems are slightly greater as far as cleaning is concerned, but heating costs are normally decreased. The two story plan has less roof area, but the roof construction is normally flat with interior drains which can present severe maintenance costs over a long period of operation.

Again, we have combined the open space, non-graded concept with team teaching classrooms in the upper grades. In all areas, walls can be added to the open areas and a modified "cell" type facility may be obtained. In the team areas we have not included guest areas and team rooms as this plan provides a very large resource center for individual and small group type activities. Large group activities may be implemented in the little theatre or in any of the expandable class areas.

As with most of our current plans, the central core has become the focal point of the building with the presence of the commons-cafe-teria, little theatre, materials resource centers and activity center. The design has provided maximum access to these areas and the program is enhanced by the availability of free, unobstructed space. If desired, many of the open areas may be sub-divided through the use of free-standing acoustical panels which have become increasingly popular in other parts of the country. These units are completely versatile and represent the most economical and functional method of providing sound and sight separations. In many instances, this separation can also be achieved with the extensive use of moveable classroom cabinets.

Once again, we have provided separate facilities for the cafeteria, math-science laboratory, art laboratory and related facilities. Combined facilities have some advantage when economics must be considered to be of prime importance, however, with judicious planning, we prefer to design a facility for one given function. We have determined that in many instances, multi-use facilities do not function properly in any of the assigned functions for which they were supposedly designed. We can be easily misled into the mistaken idea that one area can serve many purposes particularly if the usage involves the time required for the set-up and/or removal of special seating, music stands, tables, etc. Therefore, it behooves the Owner to consider these matters carefully rather than to take the word of the designer who may not understand the function.

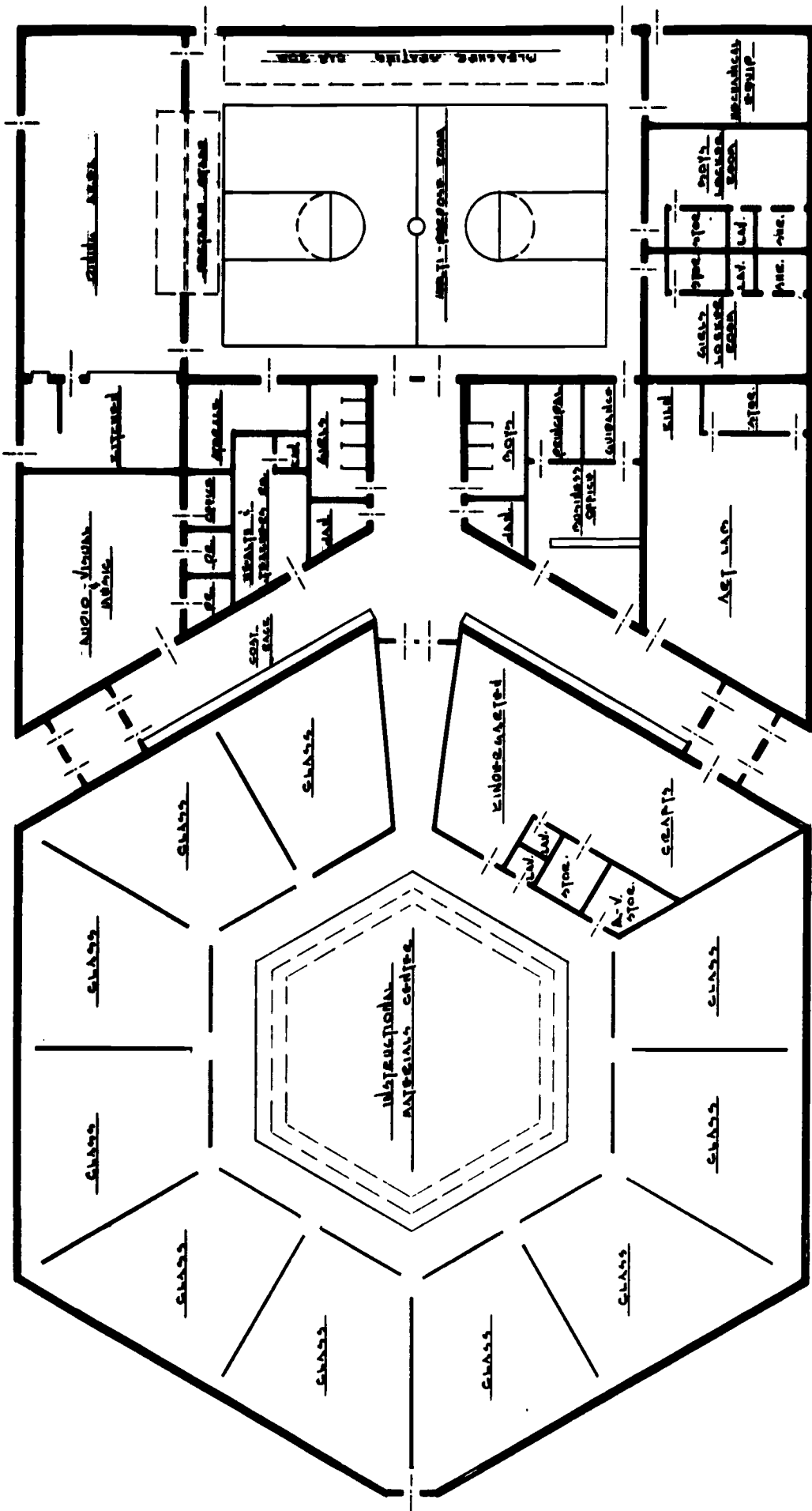
DESIGN COMMENTARY: (Cont.)

This school may also serve as a neighborhood center because of the library, physical education, art, music and playground facilities. This would indicate the probability of continued use throughout the year. With this in mind, we recommend that the heating system be designed to include immediate and complete air conditioning or, at least, provision for future installation. This would virtually eliminate the use of the unit ventilator type system.

If the Owner desires to incorporate quest areas and team work rooms rather than use the open areas as planned, this revision would require little additional expense and would be well worth the investment if they fulfill the intended purpose.

Although the plan itself is quite straight forward and would indicate that the building will be plain in appearance, aesthetic features can be added to the exterior in the form of canopies, outdoor study areas and decorative feature panels. These features can be included because of the low building cost as dictated by the simplicity of the design. Possibilities of future expansion are excellent due to the nature of the design, and the central core facilities will effectively support additional classrooms without strain.

One other factor which should be of strong interest in the design is the compatibility factor with the surrounding terrain. The wall loading will be substantially greater in the two story design as opposed to the single story structure. As a result, increased bearing values of the sub-soil will be necessary to adequately carry these loads. If the surrounding buildings are primarily residential, thought should be given to the design of the building to provide an aesthetic appeal compatible to the residential neighborhood.



TOTAL AREA 33,500 SQ. FT.

ELEMENTARY LEARNING CENTER

SCALE 1/16" = 1'-0"

STUDY IV
- BUILDING TYPE STUDIES -

HEXAGONAL COMPACT 10 CLASSROOM UNIT DESIGN CAPACITY 300

Total Building Area	33,500 sq. ft.
Building Area per student	112 sq. ft.
Construction Cost per sq. ft.	\$ 14.10
Construction Cost per student	\$ 1,575.00
Total Construction Cost	\$473,000.00

- LIST OF FACILITIES -

- 10 Academic Classrooms 1,020 sq. ft. ea.
- Kindergarten Suite 1,836 sq. ft.
Includes dual toilets, crafts area,
class area and storage.
- Instructional Materials Center 2,680 sq. ft.
- Music Suite 1,496 sq. ft.
Includes dual practice rooms, and
office.
- Art & Crafts Lab 1,700 sq. ft.
Includes office, storage.
- Office Suite 640 sq. ft.
Includes Business office, Principal's
office and storage.
- Teachers Room - Health Room 640 sq. ft.
Includes lavatory and nurses office.
- Cafeteria 2,720 sq. ft.
Includes kitchen and seating for
100 students.
- Multi-purpose Activity Area 5,184 sq. ft.
- Boys Locker Room 740 sq. ft.
Includes shower & lavatory.
- Girls Locker Room 740 sq. ft.
Includes shower & lavatory.
- Miscellaneous Facilities:
Includes dual janitors closets, mis-
cellaneous storage, corridors, mechan-
ical equipment area.
- TOTAL USABLE AREA 33,500 sq. ft.

DESIGN COMMENTARY:

The plan as presented, represents both strength and weakness which is caused by the effort to combine a hexagonal and rectilinear unit in a very restricted area. The total area of 33,500 sq. ft. does not allow an economical union of two hexagonal units, which would have been an ideal solution for this ten classroom facility. The strength becomes apparent in the academic wing, whereas the weakness becomes equally obvious in the rectilinear unit.

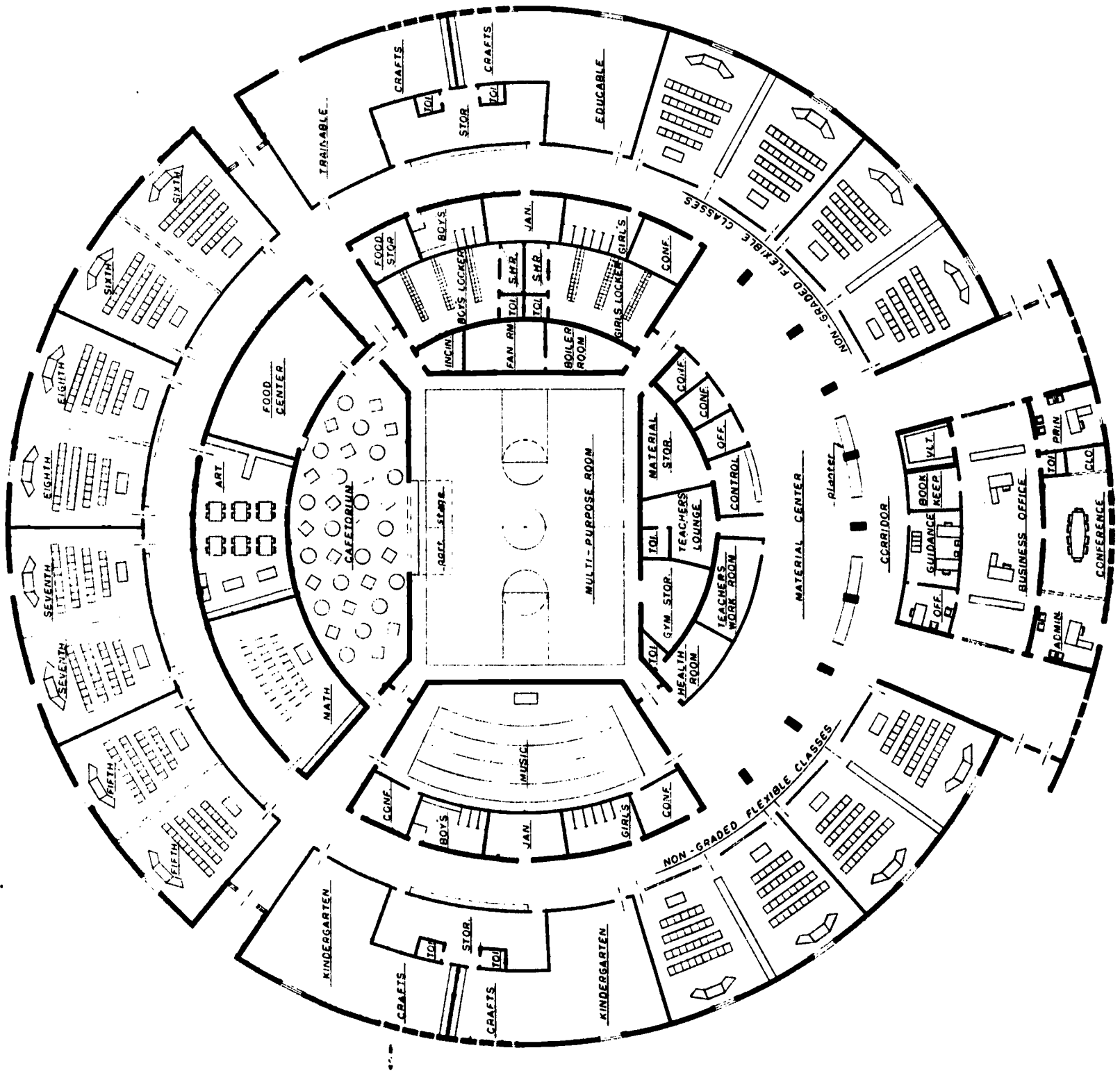
The focal point of the academic wing is the spacious materials resource center which serves as the apex for the ten academic classrooms and the kindergarten areas. The entire area within the hexagonal perimeter is designed with carpeted floors to provide additional sound control and lower maintenance. Several risers separate the class areas from the instructional materials center, and this change in floor level provides a natural theater in the round.

Although the carpeted risers represent an asset, because of the large group seating capabilities, and also because of the psychological advantage of the sight-level separation, it does have one definite draw-back. If most of the audio-visual equipment is located in the instructional materials center at the lower level, it does restrict the movement of the equipment into the individual class areas. It then becomes a question of which function assumes the greater importance in the total design. The idea of the separation of sight-level and noise plane cannot be ignored in the open concept, as well as the pleasant effect on the children and teachers.

The reduction in the amount of corridor area in this plan, as compared to the traditional rectilinear facility, is apparent and more usable space is the ultimate reward. However, in the total view, this plan could have been more economical in a compact circle or possibly, even the rectangle. In the latter case, it would be impossible to maintain the symmetry about the instructional materials center.

Many times the question arises concerning the location of interior academic classrooms that do not have windows. Within the near future, we will no longer require the present 40 sq. ft. of windows per classroom, as the Wisconsin Building Code is about to change with dramatic design results possible. In this plan, we must provide a total window area of 40 sq. ft. per class area, but this glass area does not have to be located in each individual class space. The window areas in this plan would total approximately $40 \times 10 = 400$ sq. ft., and the glass would be located along the three exterior walls available.

Although ultimate flexibility becomes possible in the academic area, and the sound separation between the quiet zone and activity areas is almost ideal; the noise areas are not very flexible. There are several features such as the separate cafeteria and individual art and music areas; but the overall plan does not have the feeling of functional economy found in many of the other design studies presented herein.



TOTAL AREA 60,000 SQ. FT.

ELEMENTARY LEARNING CENTER

SCALE 1/16" = 1'-0"

STUDY V

- BUILDING TYPE STUDIES -

CIRCULAR - COMPACT 16 CLASSROOM UNITS DESIGN CAPACITY 510

Total Building Area	61,100 sq. ft.
Building Area per student	1,200 sq. ft.
Construction Cost per sq. ft. ...	\$ 10.32
Construction Cost per student ..	\$ 1,265.00
Completed Cost per sq. ft.	\$ 13.10
(Including carpeting and all furniture, fees and landscaping, etc.)	

- LIST OF FACILITIES -

- 8 Team Teaching Classrooms 900 sq. ft. ea.
- 8 Open Concept Classrooms 890 sq. ft. ea.
- 2 Kindergarten Suites 1,840 sq. ft. ea.
Includes Crafts Area, Toilet and Storage.
- Educable Suite 1,840 sq. ft.
Includes Crafts Area, Toilet and storage.
- Trainable Suite 1,840 sq. ft.
Includes Crafts Area, Toilet and storage.
- Elementary Math 900 sq. ft.
- Elementary Art 900 sq. ft.
- Elementary Music 2,000 sq. ft.
Includes Practice Rooms.
- Multi-Purpose Room 4,800 sq. ft.
- Food Service Center 1,020 sq. ft.
- Cafeteria 2,150 sq. ft.
- Boys Locker Room 1,000 sq. ft.
Includes Shower and Toilet.
- Girls Locker Room 1,000 sq. ft.
Includes Shower and Toilet.
- Open Concept Materials Center 4,600 sq. ft.
Includes office, audio-visual reference room, teachers workroom and storage.
- Health Room 500 sq. ft.
Includes Toilet.
- Administrative Center 3,500 sq. ft.
Includes business office, guidance room, vault, bookkeeping room, private office, administrators office, conference room and principals office.
- Miscellaneous Facilities 16,950 sq. ft.
Includes toilets, closets, corridors, lobbies, storage, etc.

DESIGN COMMENTARY -

The fact that the building provides a useful area of 1,200 sq. ft. per pupil gives some indication of the spaciousness of the facilities. The classrooms are designed for two functions --- the open classrooms provide flexible room conditions for the lower grades on the non-graded program. The enclosed classrooms are divided in groups of two with an electrically operated folding wall which can be opened with the turn of a key to allow large group lectures.

In the open classrooms, carpeting has been provided for acoustical control and the sight separation has been accomplished with the multi-use moveable class cabinets which can be easily moved or removed if desired. The lighting and heating systems have been designed to allow complete flexibility. The chalkboards, tackboards, shelving and apparatus has been designed for complete movement and interchangeability as allowed by the Korok mobile track system. Classroom sink units have been provided for grades 1 thru 4 and these units are complete with drinking fountain facilities.

The team-teaching rooms also feature the Korok moveable track system which allow height adjustment and inter-changeability of the tackboards and chalkboards. The moveable walls are electrically operated as manufactured by the Brunswick Corporation and these walls are 9'-0" in height and 34'-0" long. The time required for opening or closing, as separate operations, is approximately one minute. In the open position, two classes are combined for audio-visual presentations and the team approach.

The focal point of the entire school facility and the educational program is represented by a spacious materials resource center encompassing an area of approximately 4,600 sq. ft. Carpeted floors are featured throughout this entire area. The teachers workroom, teachers lounge and conference rooms are directly adjacent to this facility, which represents an ideal solution concerning control and unlimited use of the materials by both student and teacher. The equipment has been specially designed by the Brunswick Corporation and the most modern methods of complimenting individual and small group study, are evident to the visitor. The prefinished paneled walls compliment the carpeting to provide the warmth and comfort recommended for the learning environment.

The multi-purpose room and cafetorium are immediately adjacent to each other and an opening has been included to facilitate the location of the portable stage to serve both areas. The opening is closed when the stage is dismantled, by a heavy duty moving wall to assure full flexibility. The provision of a separate cafeteria has allowed the use of an attractive and functional wood gym floor not common to most elementary school facilities. The gymnasium is 60' x 80' which will allow division into two 40' x 60' playing courts in the future. The cafetorium has a capacity of approximately 250 students and a complete food preparation center has been included with a serving capacity in excess of 600 meals. The kitchen includes the most modern equipment, such as the steam kettle and convection ovens. The cost of this equipment is included in the total project cost and the sanitary requirements have been maintained with the use of quarry tile flooring and liquid tile walls.

DESIGN COMMENTARY, Continued -

Spacious kindergarten facilities are of interest to the visitor, as they are completely functional and provide the room required by active youngsters experiencing their first visit to school life. The total area provided is approximately 1,840 sq. ft. including the separate crafts area, dual toilet facilities, spacious storage areas and the standard size classroom. Recognizing the free movement of these youngsters, the main classroom area is completely carpeted whereas hard tile has been used in the crafts area where the paste, paint and other messy materials are used with reckless abandon by the five and six year olds. A visit with the teachers indicates the true value of adequate space and environmental conditions for these uncertain and wary children.

The Educable and Trainable suites have been designed with similar facilities and finishes as the kindergartens. The space allocations are identical and the crafts provide adequate facilities for sewing, cooking, woodworking and other light manual crafts projects. These children have been recognized as being of equal importance in the school system and fortunately, they have not been isolated in confined areas as is so common in many school facilities. We recognize the fact that no group of children sincerely appreciate the learning process and the thrill of accomplishment more than these youngsters.

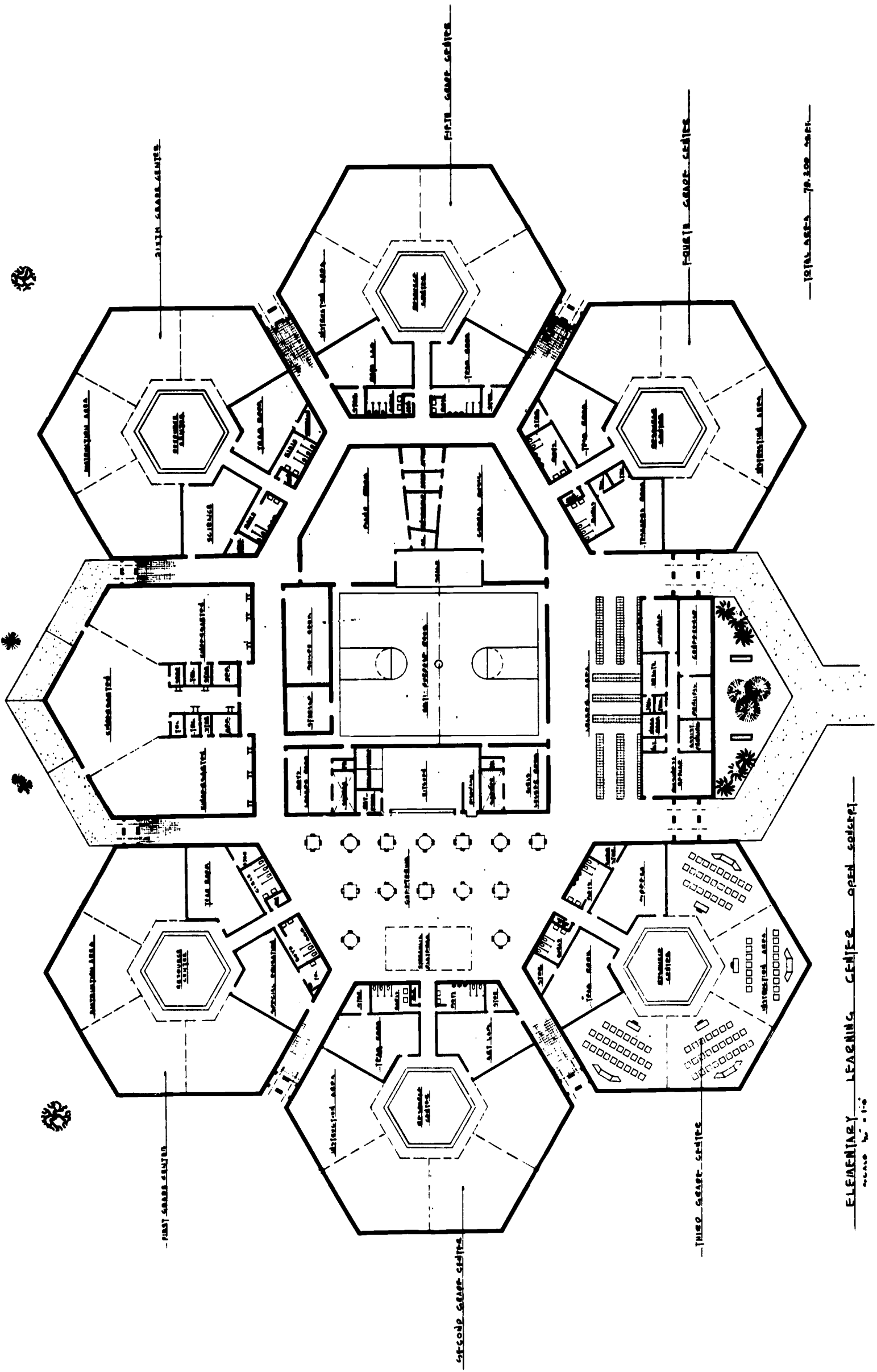
Complimenting the academic facilities is a large office complex featuring spacious accommodations accented with paneling and bright pastel colors. The office suite includes a Board Room, Administrative Office, Principal's Office, Guidance Suite, Vault, Bookkeepers Office and Toilet Facilities. In the administrative area, the paneled walls are complimented by colored decorative glass block panel with carpeted floors.

The departments include separate laboratory rooms for mathematic and art with the latest Brunswick equipment available to the student and teacher. Special mathematics tables for the students and special chalkboard units presenting graphic and grid coordinates have been included along with special electronic teaching aids. The art laboratory is equipped similarly with art-oriented cabinetry, chalk and tackboards, and student work units. The lighting has been increased for close work and the recessed fixtures provide high intensity lighting with a minimum of glare.

The music department is much more spacious than normal for an elementary unit and this facility will serve a dual function. It will be used for music and large group lectures particularly with audio-visual equipment as teaching aids. The walls are paneled with acoustical material to provide sound absorption and these panels also lend vitality to the appearance thru the use of contrasting pastel colors. The practice and ensemble rooms are immediately adjacent to the main music lab and are not uncommon in design.

DESIGN COMMENTARY, Continued-

The building is not common in shape or function and many educators who have toured the building have been very complimentary. The facility is not perfect and we recognize that improvements are always possible and there are minor alterations that could be made to improve our building. However, we are proud of the environmental surroundings offered to our children and we have little doubt that the special features in this school will enhance the learning process of the child. The fact that this building cost less than \$10.50 per square foot, including a full air conditioning system, has caused widespread interest.



ELEMENTARY LEARNING CENTER - OPEN SPACE
SCALE 1/4" = 1'-0"

STUDY VI

- BUILDING TYPE STUDIES -

HEXAGONAL PLAN - COMPACT CLUSTER 24 CLASSROOM UNIT DESIGN CAPACITY 750

Total Building Area	70,000 Sq. Ft.
Building Area per Student	95 Sq. Ft.
Construction Cost per Sq.Ft. (Estimated)..	15.70
Construction Cost per Student	\$ 1,470.00
Total Construction Cost	\$1,100,000.00

- LIST OF FACILITIES -

- 24 Academic Class Areas	920 Sq. Ft. Ea.
- 6 Materials Resource Centers (W/Combined Lecture)	1360 Sq. Ft.
- 3 Kindergarten Suites	1600 Sq. Ft.
Includes 3 Toilets, Dual Offices, 3 Storage Rooms	
- 1 Special Education Classroom	720 Sq. Ft.
- 1 Art Room	820 Sq. Ft.
- 1 Speech Correction Lab	820 Sq. Ft.
- 1 Mathematics Lab	820 Sq. Ft.
- 1 Science Lab	840 Sq. Ft.
- 6 Team Work Rooms	800 Sq. Ft. Ea.
- 1 Instrumental Music Room	1600 Sq. Ft.
Includes Practice, Ensemble, Storage, Office	
- 1 Choral Music Room	1000 Sq. Ft.
- 1 Multi-purpose Room	4800 Sq. Ft.
- 1 Boys Locker Room	570 Sq. Ft.
Includes Shower & Toilets	
- 1 Girls Locker Room	570 Sq. Ft.
Includes Shower & Toilets	
- Food Service Center	1000 Sq. Ft.
- Office Suite	962 Sq. Ft.
Includes Business Office, Vault, Workroom, Dual Toilets, Health Guidance, Conference, Principal Office, Ass't. Principal's Office	
- Cafetorium (Multi-use with Hydraulic Storage)....	5200 Sq. Ft.
- Miscellaneous Facilities:	
Includes Dual Storage & Toilet Rooms for each Pod, Mechanical Equipment Room, Janitors Closets, Miscellaneous Storage	

DESIGN COMMENTARY -

The hexagonal plan as presented, represents the most severe departure from the traditional building design and again, this deviation from the normal has been caused primarily due to the need for greater flexibility. This plan not only provides the flexibility, but it offers one other decided advantage --- we have succeeded in isolating each grade level within a separate independent house or 'pod'.

The focal point of each house or pod is the center portion, which is devoted to a large materials center and miniature theatre in the round. Walls have been eliminated and each hexagon will be completely carpeted, including the risers or seats leading down into the materials resource center. This center can be used as an open area to facilitate large group instruction, and the seating in each center is more than adequate to accommodate all of the children within that house. If the teachers, working as a team, decide to use it as a reference and individual study area, the center is large enough to serve in both capacities.

Each house has individual toilet facilities as well as storage areas and team rooms. Although there are no quest centers defined as such, the area of each hexagon is of adequate size to facilitate the addition of quest areas within the house. The teachers have the added advantage in the opportunity to allow students to use the resource center without total supervision as each teacher can observe the activities within the central core.

The Kindergarten Suite presents another example of complete flexibility as compared to the previous plans under consideration. Through the use of folding walls, the suite of three separate kindergartens can be transformed into one large group activity area at the touch of a button. Any two units can be combined, or the extra suite can be opened. Conversely, if the program dictates privacy, all doors can remain closed and the three suites can be maintained as individual units.

The very large, multi-use cafeteria area also has every opportunity of affording a greater variety of functions under the hexagonal plan. For example, if the hydraulic stage is in the elevated position, the entire cafeteria may become a spacious and comfortable auditorium with a seating capacity of at least five hundred adults and over 600 children. The children can be seated directly upon the carpeted floor if the teachers so desire, or, for smaller groups, the cafeteria chairs or benches can be utilized to good advantage.

Another decided advantage of the hexagonal cluster is the virtual elimination of costly corridors. There is a minimum amount of traffic flow because except for music and physical education, each house is nearly self-sufficient.

DESIGN COMMENTARY, Continued -

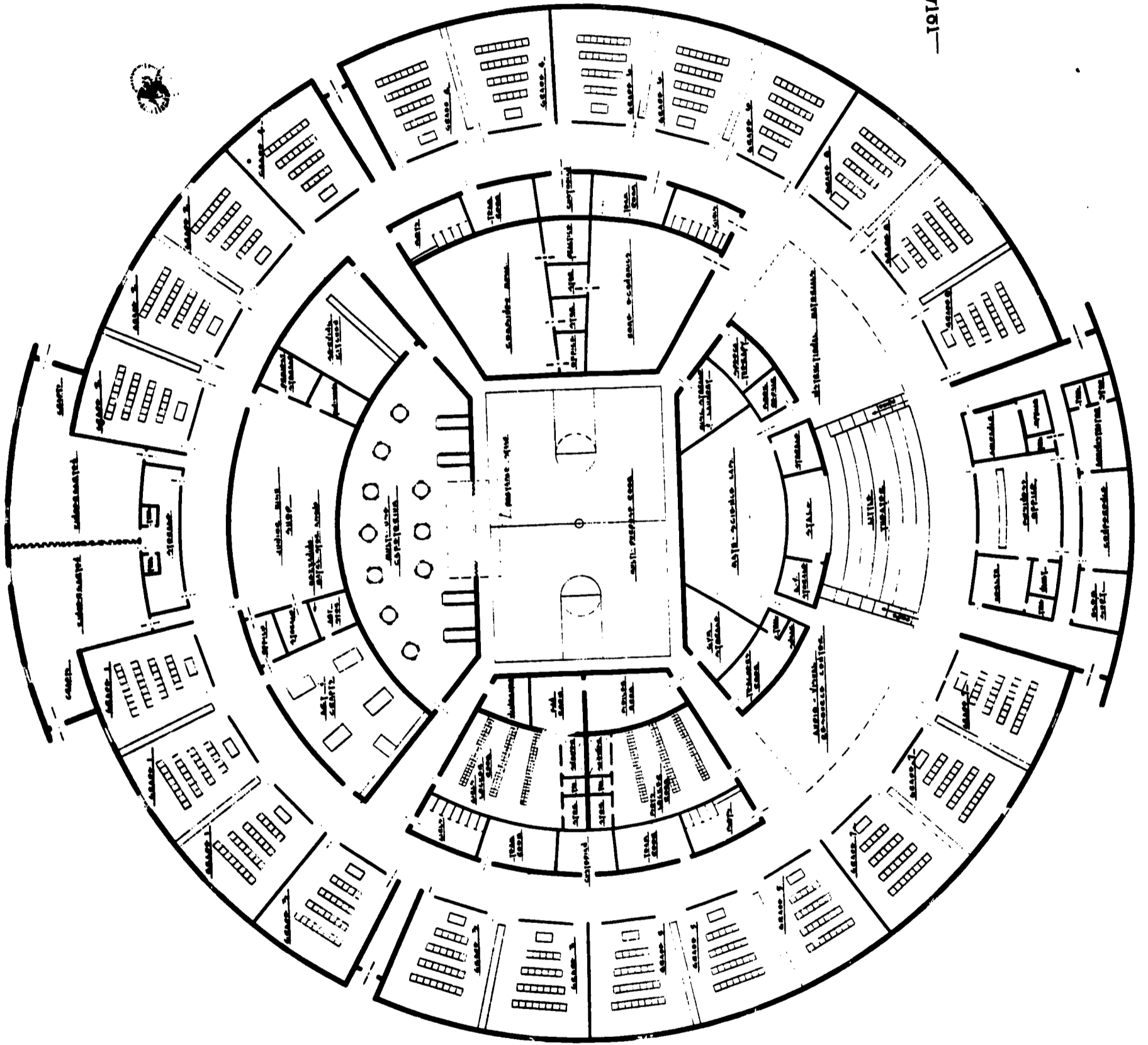
If the teachers elect to do so, the vocal music sessions may be held within each house and there will be no disturbance to the other units. The fact that there is no limitation caused by walls and other built-in nuisances, makes it readily possible to move about freely within each house and the traffic flow is nearly perfect from this standpoint.

Although the hexagonal will not be as economical as the circular plan, it should be very close to the cost of the conventional rectangle. The open plan eliminates much of the heating control work; the electrical system is simplified; there are fewer walls; less painting and lower maintenance / in brief - from the economical standpoint, it has much to offer and little to be concerned about.

If the school district does not have the enrollment sufficiently large enough to take full advantage of the individual house concept, there is no problem in combining two, or possibly three grades per house and thus reduces the total number of pods. Care must be exercised however, to provide the central core facilities for future expansion.

On the subject of future expansion - here again, the hexagonal cluster has definite advantages in that pods can be added at random and the enrollment can be increased for a modest expenditure. If the central core facilities are adequate, there are unlimited expansion possibilities and yet the compact nature of the design will not be lost. There is no question that these designs will become more popular in Wisconsin within the immediate future.

TOTAL AREA 76,100 sq ft



STUDY VII
- BUILDING TYPE STUDIES -

CIRCULAR COMPACT OPEN CONCEPT 26 CLASSROOM UNITS DESIGN CAP. 750

Total Building Area	79,000 sq. ft.
Building Area per student	110 sq. ft.
Construction Cost per sq. ft.	\$ 11.80
Construction Cost per student	\$ 1,240.00
Total Construction Cost	\$932,000.00

- LIST OF FACILITIES -

- 26 Academic Classrooms 952 sq. ft. ea.
- 2 Kindergarten Units 2,100 sq. ft. ea.
Include storage room, dual lavatories,
crafts area and classroom.
- Art & Crafts Lab 2,240 sq. ft.
Includes office, storage and ceramics
work area.
- Mathematics - Science Combined Lab 1,920 sq. ft.
Includes office, storage and supplies.
- Introductory Shop 2,300 sq. ft.
Includes storage area and office.
- Domestic Science Lab 2,300 sq. ft.
Includes fitting rooms, storage and
office.
- Combined Music Suite 1,920 sq. ft.
Includes three practice rooms, storage
and office.
- Instructional Materials Center (Library).. 6,360 sq. ft.
Includes teachers work room, remedial
reading, stage, A-V equipment, materials
storage, viewing and listening, and
large group instruction area.
- Student Services Office 3,200 sq. ft.
Includes guidance office, business office,
health room, dual lavatories, supplies,
principals office, district administrators
office.
- Boys Locker Room 1,600 sq. ft.
Includes locker room, showers, office,
lavatory and storage.
- Girls Locker Room 1,600 sq. ft.
Includes locker room, shower, office,
lavatory and storage.
- Cafeteria Capacity 285 3,160 sq. ft.

LIST OF FACILITIES: (Continued)

- Kitchen 1,920 sq. ft.
Includes food storage, dish wash area
and serving area.
 - Multi-purpose Gymnasium 4,800 sq. ft.
 - Miscellaneous Facilities:
Includes four team rooms, four main stu-
dents toilets, two janitors closets, boiler
room, fan room, storage rooms, etc.
- TOTAL USABLE AREA 79,000 sq. ft.

DESIGN COMMENTARY:

Although very similar to the Cuba City plan, this design for the Oakfield District represents greater emphasis on the open concept wall-less configuration. With the exception of feeder corridors to the multi-purpose room, this school includes a total floor area of 79,000 sq. ft. served by a single corridor. This has been one of the prime reasons for achieving economy through the circular design.

Primarily a K-6 unit, the plan includes facilities for introductory shop, home economics, science, etc. which are not normally found in this enrollment level. Temporarily, we will house seventh and eighth grade in the building and as these grades are relocated, the district will introduce the departmentalized program to the fifth and sixth graders. The locker areas have also been expanded for Junior High purposes, but the gymnasium has not provided for a strong Jr. High athletic program. There will be no bleacher seating in the gym because of the central location within the building.

The focal point of the building once again, is represented by the instructional materials center, and this facility includes a small open theater capable of seating 200 pupils on carpeted risers. If seating is included on either side of the risers and along the corridor, the entire enrollment can attend a single program together. This eliminates the need for providing temporary seating in the gymnasium which always represents a nuisance factor to the custodians. The entire instructional materials center, including the theater, encompasses an area of 6,360 sq. ft. which is much larger than found in many modern schools.

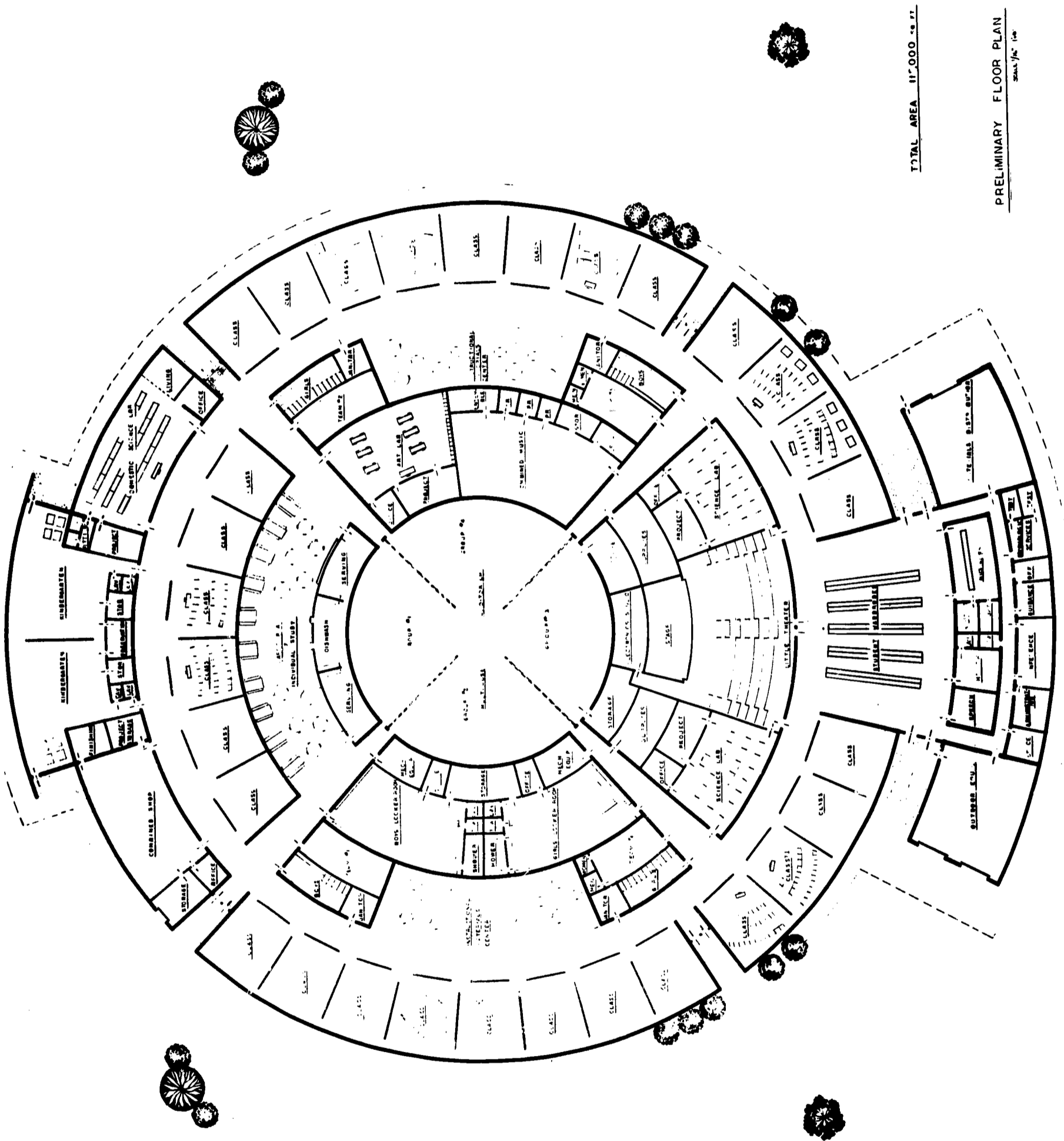
Although the location of the multi-purpose room, music, shop, science and other noise areas in the inner core do not present a functional problem, special attention must be given to the acoustical separation. We have found by past experience, that the mere inclusion of acoustical tile ceilings will not solve this problem. As a result, hard-surfaced plaster is applied above the acoustical ceiling to form a definite sound confinement which has proven to be very effective. The surrounding masonry walls are also filled with an acoustical material to prevent penetration through the walls to adjoining quiet zones.

DESIGN COMMENTARY - Continued

We have finally realized the time that the electors of the district accept carpeting without using this material as an excuse to draw battle-lines. During the past two years, the cost of this material has decreased to a very competitive atmosphere with the higher quality resilient tiles which were so prevalent in our schools several years ago and for the past thirty years. Carpeting that sold for \$10 - \$11 per square yard several years ago can be purchased today for \$6 - \$7 per square yard because of the highly competitive bidding by the mills and the suppliers. In this building, approximately 50 to 60 percent of the total floor area will be carpeted.

Another advantage of the circular structure is the simplicity of the framing system and the symmetrical patterns which occur in the placement of the steel joist. It is common knowledge that the majority of our modern schools have flat roofs with internal roof drains and - the majority of these roof areas leak. With the circular building it is very simple to slope all roof areas to the exterior of the building with natural drainage provided, thus eliminating many of the "built-in" causes of roof problems. Any district that has experienced roof problems can appreciate the value of this trouble-free design.

In conclusion, this building design has many advantages including low initial cost, low maintenance costs, compact design, rapid traffic flow, and complete flexibility. The weaknesses, if they do exist, might include the location of the noise areas in the central core; however, if proper attention is given to a complete sound separation, this problem is virtually eliminated.



TOTAL AREA 11' 000 sq ft

PRELIMINARY FLOOR PLAN
SCALE 1/8" = 1'-0"

STUDY VIII
BUILDING TYPE STUDIES -

CIRCULAR COMPACT	OPEN CONCEPT	30 CLASSROOM UNITS	DESIGN CAP. 1000
Total Building Area		115,000 sq. ft.	
Building Area per student		115 sq. ft.	
Construction Cost per sq. ft.		\$ 12.80	
Construction Cost per student		\$ 1,470.00	
Total Construction Cost		\$ 1,470,000.00	

- LIST OF FACILITIES -

- 30 Academic Classrooms 890 sq. ft. ea.
- 2 Kindergarten Suites 2,160 sq. ft. ea.
Includes 4 lavatories, parents observation room, dual storage rooms, two crafts areas and two class areas.
- Combined Shop (Jr. High Level) 3,000 sq. ft.
Includes project storage, finishing, materials storage and office.
- Domestic Science Lab 3,000 sq. ft.
Includes fitting rooms, project area, office and family living zone.
- Combined Music Department 3,300 sq. ft.
Includes ensemble, three practice rooms, storage and office.
- Art and Crafts Lab 2,300 sq. ft.
Includes office & special project area.
- Cafeteria - Kitchen 5,600 sq. ft.
Includes serving kitchen to handle dual lines.
- 2 Science Laboratories 1,848 sq. ft. ea.
Includes dual offices and dual project rooms.
- Little Theatre (Capacity 350).....4,400 sq. ft.
- 2 Materials Centers 3,000 sq. ft. ea.
- Boys Locker Room 2,260 sq. ft.
Includes shower, lavatory, towel room, office and storage.
- Girls Locker Room 2,260 sq. ft.
Includes shower, lavatory, towel room, office and storage.
- Multi-use Gymnasium10,000 sq. ft.
- 4 Team Work Rooms 600 sq. ft. ea.

3

LIST OF FACILITIES - Continued

- Main District Office - Student Services Area 8,400 sq. ft.
Includes outdoor equipment storage, speech therapy, health room, two accounting offices, business office, materials distribution center office, district administrators office, conference, guidance office, principals office, psychological services with dual testing rooms, dual lavatories.
 - Miscellaneous Facilities:
Includes multiple storage rooms, mechanical equipment, main toilet facilities, corridors, four janitors closets, electronics studio, stage, etc.
- TOTAL USABLE AREA115,000 sq. ft.

DESIGN COMMENTARY:

The Southern Door District was faced with the problem of closing twelve outlying elementary schools and moving the children to a central site. A number of alternate plans were prepared with the final two choices involving a hexagonal plan and the circular plan, which will be discussed in this section. The circular plan encompasses an area of 115,000 sq. ft. and represents the largest single type structure solely for school purposes known to us today.

This building is designed to accommodate and educate 1,000 students ranging from kindergarten thru eighth grade with four class areas given to each grade. Again, the maximum in flexibility was the ultimate goal of the Board and Administrative staff, thus, the basic reason for the open planning. The number of load bearing walls was limited to less than ten, thus in the future most of these walls indicated on the plan may be removed with a minimum of confusion and expense.

This plan differs somewhat from the preceding circular units in that the multi-purpose gymnasium is circular in shape rather than rectangular. This area can be divided in four independent quadrants with four individual activity areas of 2,500 sq. ft. each. This is of particular advantage for activities such as gymnastics, rhythmic, physical fitness exercises, etc. The capability of accommodating four different groups is of particular advantage when we consider the total enrollment of 1,000 children. This enrollment represents the maximum number of lower grade level children that we would recommend under one roof. The nature of the district dictates a single facility rather than two smaller units.

DESIGN COMMENTARY - Continued

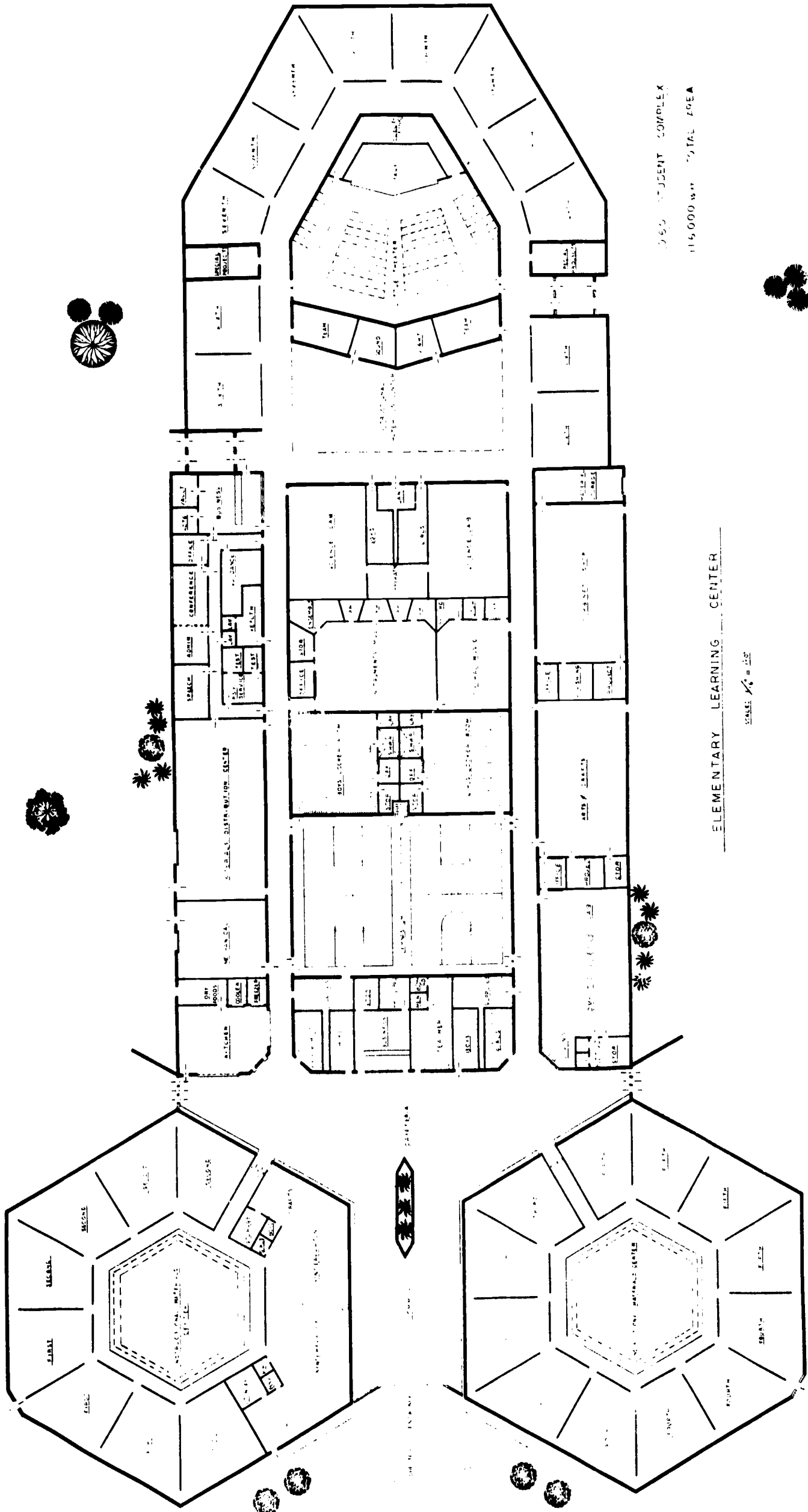
The instructional materials centers were separated into two units in this plan because of the broad range of age levels and materials required. Although the little theater with the carpeted seating arrangement would have gained functionally, had it been placed in the immediate proximity of the materials centers; this plan would not allow this arrangement. Once again, the geometric pattern of the circle allows the children to reach the materials centers by means of a single classroom serving all classrooms.

The State Code requirement of 40 sq. ft. of window area per classroom has already been mentioned and for this reason, all classrooms with the exception of the seventh and eighth grade class areas, have been located along the perimeter walls. The seventh and eighth grade areas are junior high level grades and thus, do not require windows. With this arrangement, provisions have been made to include a complete air conditioning system to serve all areas, including the gymnasium. This air conditioning system will increase the total cost of the building in an amount less than 50 cents per sq. ft., and the operational costs will be very low.

With the wide use of carpeting, it was decided to provide a central student locker area rather than the conventional perimeter arrangement. This concept can be quite controversial because of the argument concerning congestion and noise, however, the reduction in maintenance costs provides a stronger argument for this arrangement. The wet garments are in an open area with special provisions for ventilation and will not present the common problem of odors in the academic class areas.

It has not been decided as to the teaching methods to be used in the non-graded areas, however, team rooms have been provided at strategic locations in the event that team teaching will be used. These rooms are of adequate size to accommodate ten teachers with a maximum of comfort and function. Two of the facilities include dual toilet rooms to serve as teacher lounge areas as well as team work areas.

In the majority of the open space plans presented in this section, maximum flexibility is of prime importance in the mechanical systems as well as the general construction. Planning includes central air handling with ceiling distribution and in some instances, flexible duct work. A lay-in type acoustical tile ceiling in an exposed grid allows flexibility in the lighting arrangement as well as the heating system. The open concept allows a great reduction in the number of light switches, thermostats and air relief grilles which are normally associated with the "self-contaminated" classrooms. We often talk about total flexibility but most designers are not clear in their understanding that this term applies to all features of the building.



560 STUDENT COMPLEX
 115,000 sq ft TOTAL AREA

ELEMENTARY LEARNING CENTER

SCALE: 1/8" = 1'-0"

STUDY IX
- BUILDING TYPE STUDIES -

HEXAGONAL-RECTILINEAR COMBINATION - OPEN CONCEPT - 32 CLASSROOMS
DESIGN CAPACITY 1000

Total Building Area	116,000 sq. ft.
Building Area per student	116 sq. ft.
Construction Cost per sq. ft. ..	\$ 14.20
Construction Cost per student ..	\$ 1,650.00
Total Construction Cost	\$1,650,000.00

- LIST OF FACILITIES -

- 32 Academic Class Areas 952 sq. ft. ea.
- 2 Kindergarten Suites 1,836 sq. ft. ea.
Includes crafts areas, class areas,
dual lavatories and storage room.
- 2 Materials Centers 2,675 sq. ft. ea.
- Commons & Cafeteria 10,600 sq. ft.
- Serving Kitchen 1,164 sq. ft.
- Domestic Science Lab 2,600 sq. ft.
Includes storage, dual fitting rooms
and office.
- Combined Shop 3,600 sq. ft.
Includes electronics lab, finishing
room, office, materials storage and
project storage.
- Little Theater Capacity 420 5,200 sq. ft.
Includes stage, electronics studio
and storage.
- Materials Center (Junior High) 5,400 sq. ft.
Includes A-V storage, control, sound,
sight, teachers room and dual lava-
tories.
- 2 General Science Rooms 1,500 sq. ft. ea.
- Choral Music 1,400 sq. ft.
Includes recording room, storage and
office.
- Instrumental Music 3,000 sq. ft.
Includes office, storage, ensemble
and four practice rooms.
- Boys Locker Room 1,200 sq. ft.
Includes shower room, lavatory and
storage.
- Girls Locker Room 1,200 sq. ft.
Includes shower room, lavatory and
storage.

LIST OF FACILITIES - Continued

- Multi-Purpose Gymnasium 6,200 sq. ft.
Includes stage and stage storage.
 - Business Office 880 sq. ft.
Includes Business office, storage and principals office.
 - District Offices and Student Services ... 6,000 sq. ft.
Includes Business office, guidance, nurse, health, psychological services, testing rooms, social services, accounting, storage, Administrators office, dual offices, conference, speech therapy, dual lavatories and materials distribution center.
 - Arts & Crafts Lab 2,800 sq. ft.
Includes special project room, ceramics area, office and storage.
 - Miscellaneous Facilities:
Mechanical equipment, teachers room, special project rooms, toilets, corridors, janitors closets and miscellaneous storage.
- TOTAL USABLE AREA 116,000 sq. ft.

DESIGN COMMENTARY:

An interesting approach to the design problem offered at Southern Door is the combination of the hexagon and rectangle represented in this design study. We have already discussed the alternate plan represented by the circular solution; this plan is the one selected by the teachers and citizens committee. The Board of Education had visited several circular schools and they preferred the round plan. Although the facilities offered by both plans are quite similar, the function of the two units is entirely different. Both feature the open concept approach, but that is where the similarity ends.

The strength of the design under consideration is evidenced by the complete separation of age levels in three areas; K-3, 4-5, 6-8. This separation of grade and age levels was of particular concern to the teaching staff and it would have been nearly impossible to accomplish in a rectilinear or circular building. The strength of opinion concerning the necessity for separation varies from district to district, but the majority appear to share the position of the Southern Door teachers.

DESIGN COMMENTARY - Continued

Once again, the instructional materials center areas are located in a central position equally accessible from all of the surrounding class areas. The question of whether or not to depress the materials center at a lower level came up during the planning. In Southern Door, the teachers preferred all facilities to be located at one level. With the inclusion of the spacious little theater in the junior high section, the need for the steps in the materials centers diminished and eventually they were abandoned in the planning.

Aside from the educational function of the building, another current trend is evidenced in the design. The district offices are separated from the school offices and all of the student services are located in the district offices, primarily because these services will be used by the high school as well as the elementary. In this instance, the two schools will share one 80 acre rural site and there will be an interchange of students between the two units. The little theater will be used for both enrollments.

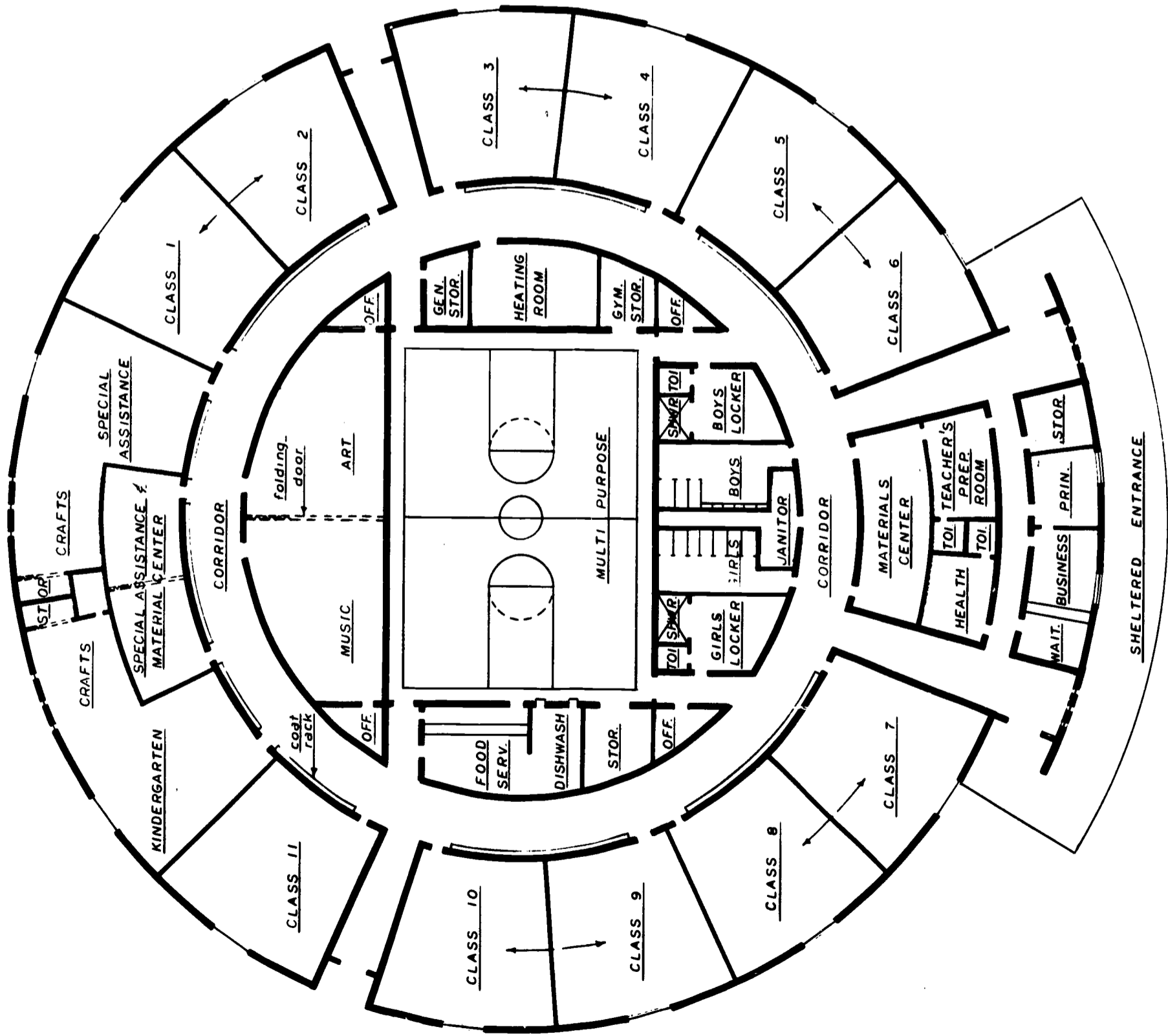
The weakness is, this plan centers about the physical education facilities and the presence of wasted corridor space in the rectilinear portion. The locker rooms are cramped, although adequate if the grades below fifth do not use these facilities to shower. Alone, the gymnasium will not adequately handle 1000 students, even though it is large enough to be divided into two class areas. We have adequate space in the cafeteria and commons to conduct rhythmic and light physical activities, and the junior high school students may share the high school gymnasium which is not completely scheduled at this time. There is a strong possibility of a future swimming pool which will also ease the phy-ed problem.

The theater planned for this building will feature semi-permanent type seating because of the shared use with the high school students. The capacity of 450 students is more than adequate and normally we would recommend a capacity of between 100 and 300 students, dependent upon the type of program involved. The theater will be quite simple with a minimum of aesthetic frills yet it will be capable of division into at least two sections.

As Southern Door is fortunate to have a progressive staff, extensive provisions will be made to accommodate complete electronic control centers including facilities for closed and open circuit educational T.V., dial-selectric programming and electronic study carrels. Our firm has taken a dim view of schools we have visited with wall-to-wall study carrels, because of the space limitations for the students. Although we normally provide these units, they are not purchased in great quantity because of the restrictions they impose.

DESIGN COMMENTARY: Continued

A number of educators have commented favorably concerning the functional possibilities of this plan, particularly for the large enrollment involved. In recognition of the fact that there will never be a perfect school building, there are definite weaknesses in this plan as well. However, with the difficult enrollment spread and desired separation of age levels, the plan does solve many of the district needs at a reasonable cost.



TOTAL USABLE AREA - 31,000 sq. FT.

STUDY X

- BUILDING TYPE STUDIES -

CIRCULAR COMPACT	11 CLASSROOM UNIT	DESIGN CAPACITY 300
Total Building Area	30,200 Sq. Ft.	
Building Area per Student	100 Sq. Ft.	
Construction Cost per Sq. Ft.....	10.20	
Construction Cost per Student	\$ 1,030.00	
Total Construction Cost	\$ 318,620.00	

- LIST OF FACILITIES -

- 11 Academic Classrooms	960 Sq. Ft. Ea.
- 1 Kindergarten Suite w/Crafts	1,320 Sq. Ft.
- 1 Special Assistance Suite w/Crafts.....	1,320 Sq. Ft.
- Elementary Music Suite	800 Sq. Ft.
- Elementary Art Suite	800 Sq. Ft.
- Special Assistance Classroom	770 Sq. Ft.
- Multipurpose Room	3,500 Sq. Ft.
- Dual Locker & Shower Facilities	300 Sq. Ft.
- Food Service Area	500 Sq. Ft.
- Miscellaneous Facilities: Includes: Toilets, Storage, Offices, Etc.	
- Administrative Suite	960 Sq. Ft.
TOTAL USABLE AREA	30,200 Sq. Ft.

DESIGN COMMENTARY -

In considering the circular plan for the Southern Door District, it was mentioned that the plan, with 116,000 square feet, represents the near maximum for a single circular unit. The Rio Elementary plan represents the other side of the coin as the area of 31,000 square feet represents the near minimum for a circular unit to be economical. The economy is a direct function of size in the circular unit - the size is a direct function of the radii and this tells the story. If the radii falls below 100 feet, the curviture becomes critical, particularly with respect to the inner walls. The masonry work becomes more difficult and the structural system begins to lose efficiency because of the reduced span and wedged placement of the individual members. Below 30,000 square feet, both the designer and the owner must take a long look at the circle to decide upon the wisdom of their selection.

DESIGN COMMENTARY - Continued

The classrooms and kindergarten suites are spacious, and although we would have preferred carpeting in some areas, the budget could not be stretched. The classrooms are designed to allow team teaching in the future through the removal of the non-load bearing masonry walls dividing the classrooms. It is doubtful that this will occur in the district because of the conservative teaching practices now in effect. The fact that the building was equipped by the owner for less than \$30,000 or less than 10% of the building cost, also serves notice of this fact. If possible, we recommend that between 15% and 20% of the construction cost be allocated for equipment and predictions have been given by leading educators that in the future, the equipment cost will exceed the cost of the building.

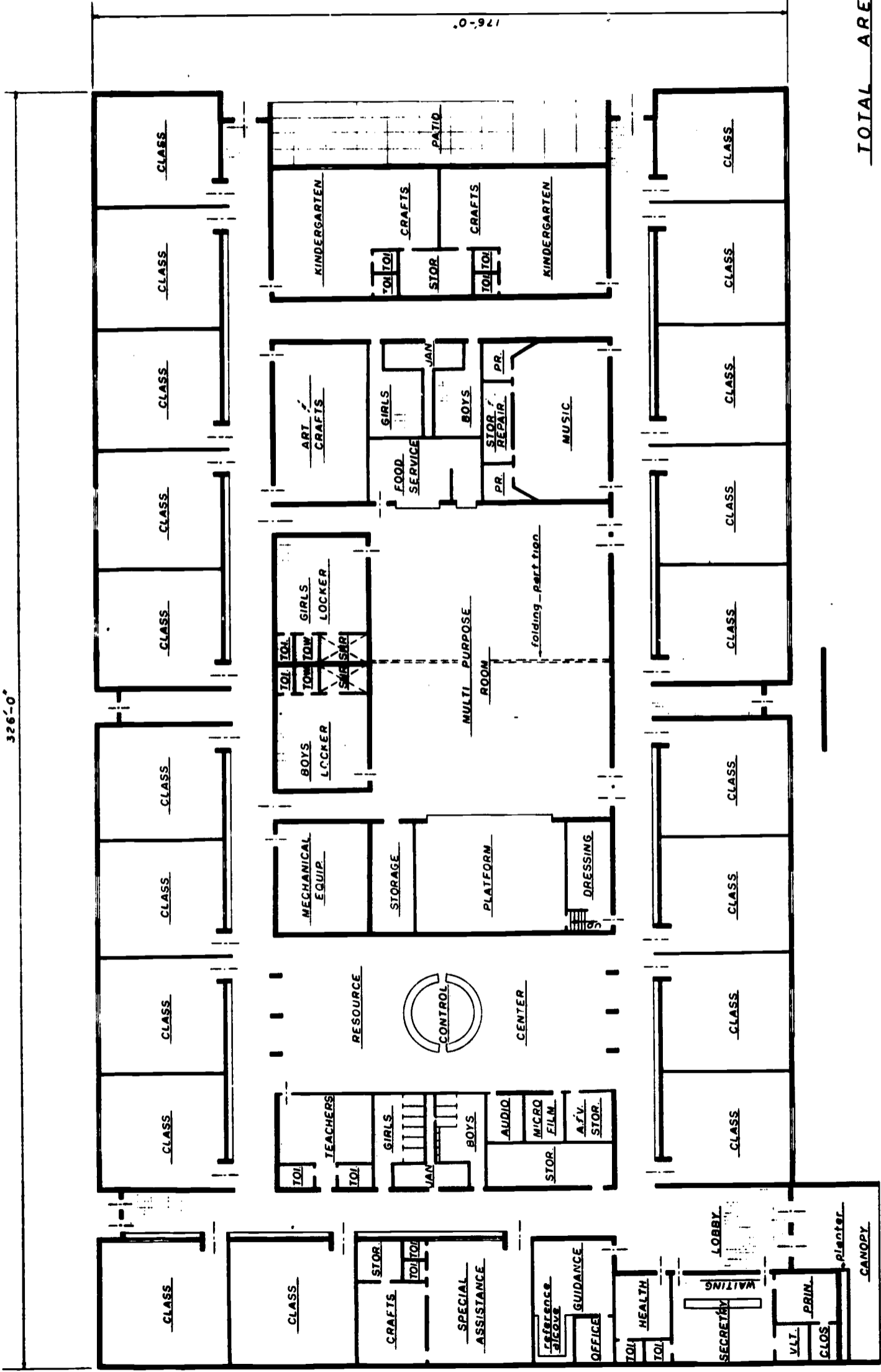
We were able to provide adequate facilities for music and art laboratories and locker-shower facilities, but, obviously the materials resource center leaves much to be desired. It has become a place to store books and the children are not given access to the room. This room, under an effective teaching program, should be much larger and well equipped and it is probably a misnomer to call it a materials center --- 'storeroom' would be a better description. We emphasize this point because we have encountered many other schools of recent vintage with the same lack of adequate space and equipment in the resource center. Some of these have been caused by a tight budget --- others, because of design over-sights.

Because of the circular design, we were able to afford the owner with more usable space and we have a cost factor at least two dollars per square foot less than our conventional designs. However, we have not provided as many of the auxiliary facilities as we would normally recommend and the school could have been improved under more relaxed budget conditions.

The mechanical system involving the control air distribution has been a very pleasing success as compared to our more expensive systems in our rectangular buildings. The distribution is uniform and the system is completely simple and economical to operate. The electrical distribution, which is not common, also justified the design in both function and economy, although we were not pleased with the appearance of the switch plate covers in the classrooms. Since that time, we now have available a much more compact unit that can be covered with the standard stainless steel cover. We have found an excessive amount of noise transfer through the fiberglas acoustical tile ceiling which is suspended in an exposed grid, and we have corrected this problem through the substitution of mineral fibre tile of the same dimensions, mounted in a like manner.

Another feature of flexibility in this structure, is the ceiling design in that the tile can be removed with no effort and all of the electrical and piping conduit can be reached in a matter of seconds. We do not have those mechanical runs in the floor slabs or inaccessible pipe trenches, which are so common, including our earlier projects. Once again, we find ourselves designing for flexibility and not tradition.

326'-0"



176'-0"

TOTAL AREA 59,000 SQ. FT.

P R E L I M I N A R Y F L O O R P L A N

SCALE 1/16" = 1'-0"

STUDY XI
- BUILDING TYPE STUDIES -

RECTANGULAR - FULLY COMPACT 20 CLASSROOM UNIT DESIGN CAPACITY 615

Total Building Area		59,000 Sq. Ft.
Building Area per Student		96.0 Sq. Ft.
Construction Cost per Sq. Ft.	\$	13.15
Construction Cost per Student	\$	1,160.00
Total Construction Cost	\$	775,000.00

- LIST OF FACILITIES -

- 20 Academic Classrooms		30 Ft. x 32 Ft.
- 2 Kindergarten Suites		1400 Sq. Ft. Ea.
- Arts & Crafts Laboratory		860 Sq. Ft.
- Music Department		1520 Sq. Ft.
Includes Practice, Storage, Office		
- Serving Kitchen		560 Sq. Ft.
- Multipurpose Room		4800 Sq. Ft.
- Boys & Girls Locker Rooms		572 Sq. Ft.
Includes Showers, Towels, Toilets		
- Materials Resource Center		3200 Sq. Ft.
Includes Audio, Microfilm, A-V Storage		
- Special Assistance		1310 Sq. Ft.
Includes Crafts, Toilet, Storage		
- Office Suite		1860 Sq. Ft.
Guidance, Principal, Business, Health		
Includes Toilets, Vault, Storage		
- Miscellaneous Facilities		
Includes Dual Toilets, Mechanical Equip-		
ment, Storage, Teacher's Room, Stage,		
Dressing Rooms, Etc.		
TOTAL USABLE AREA		59,000 Sq. Ft.

DESIGN COMMENTARY -

A representation of compact planning, this facility has the enrollment and budget available to expand the central core offerings. Although the classrooms are self-contained cells in appearance, provisions have been included to allow team-teaching in the future. The walls dividing the classrooms are non-load bearing, and may be removed at any time. These walls may be replaced by movable walls and the doors have been spread to allow this improvement. Unfortunately, the budget would not allow the inclusion of small group instruction rooms and quest areas, but, we recognize the advantage of these rooms.

DESIGN COMMENTARY, Continued -

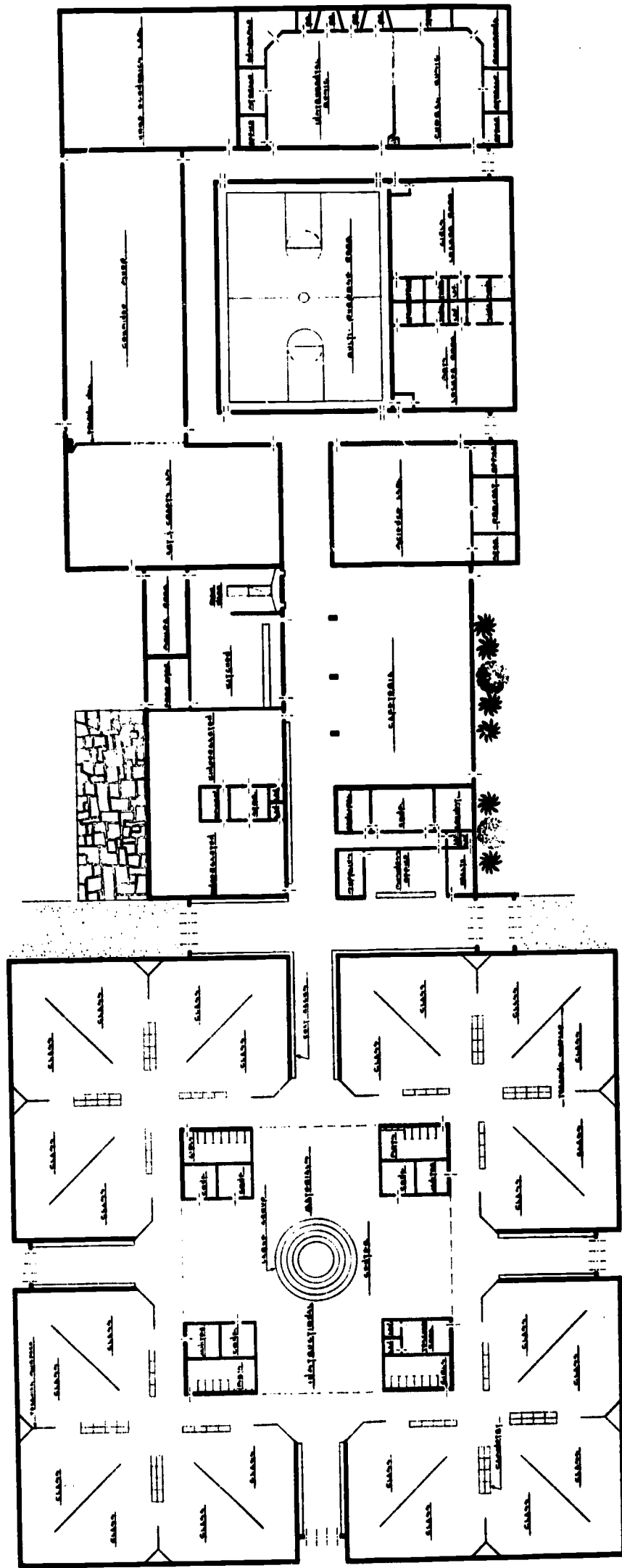
The latter facility includes approximately 3,200 square feet, and is actually larger than the gymnasiums provided in the earlier plan. Now, we can see the increased emphasis that is placed on the child's individual study habits, and the facilities required to enhance these habits.

The central core has become a prominent portion of the building and only the academic classrooms and offices remain along the perimeter because of the current window requirement. We have been questioned because of the potential noise problems which may be caused by the central core, but, to date we have had no complaints from the owners and the design has proven to be very popular with other designers.

Several areas of concern are the absence of separate cafeteria which increases the burden placed on the multi-purpose room. This room will not be available during the noon-hour which is unfortunate as the children will not be allowed a play area during inclement weather. Most educators realize the problems caused by attempting to combine these facilities and it is highly questionable as to the wisdom of this practice - which has become so common. In fact, we have found that many facilities which are designed for multi-use actually don't function well for any given situation and are, therefore, questionable space allocations.

Although we mentioned earlier that the classrooms walls are non-load bearing and may be removed in the future, it is highly questionable as to whether or not this removal will ever occur. It seems that once the building is completed, it is forgotten, and as long as we can squeeze the children into it --- it is adequate.

Another problem that we recognize in this design is typical of the rectangular design and that is the problem of intersecting corridors. It is common knowledge that stairways, intersecting corridors and similar situations cause traffic flow delays and safety problems. Here again, is one important advantage of the circular and hexagonal design.



TOTAL AREA 85000 SQ. FT.

ELEMENTARY LEARNING CENTER (K-8)

PLAN 10100

STUDY XII

- BUILDING TYPE STUDIES -

RECTANGULAR PLAN - OPEN CONCEPT - 24 CLASS UNITS - DESIGN CAPACITY 700

Total Building Area	86,000 sq. ft.
Building Area per student	122 sq. ft.
Construction Cost per sq. ft. (Est.)\$	13.20
Construction Cost per student (Est.)\$	1,625.00
Total Construction Cost (Estimated)	\$1,135,000.00

- LIST OF FACILITIES -

- 24 Academic Class Areas	1,000 sq. ft. ea.
- Materials Center - Library	6,340 sq. ft.
- 2 Kindergarten Suites	1,530 sq. ft. ea.
Includes common office, storage, toilet facilities.	
- Food Preparation Kitchen	2,500 sq. ft.
- Administrative Offices & Student Services	1,830 sq. ft.
Includes business office, health room, dual lavatories, conference room, prin- cipals office.	
- Cafeteria - Commons	3,550 sq. ft.
- Art & Crafts Lab	2,880 sq. ft.
- Combined Science Lab	2,560 sq. ft.
Includes office, storage, special projects area.	
- Combined Shop	4,000 sq. ft.
- Domestic Science (Home Ec) Lab	2,760 sq. ft.
- Instrumental Music	2,484 sq. ft.
Includes offices, storage, ensemble and four practice rooms.	
- Choral Music	1,840 sq. ft.
Includes storage, recording, office.	
- Multipurpose Room	4,800 sq. ft.
- Boys Locker Room	1,500 sq. ft.
Includes shower, lavatory, towel room and office.	
- Girls Locker Room	1,500 sq. ft.
Includes shower, lavatory, towel room and office.	
- Miscellaneous Facilities:	
Corridors, janitors room, conference rooms, toilet facilities, storage, mechanical equipment, etc.	
TOTAL USABLE AREA	86,000 sq. ft.

DESIGN COMMENTARY:

Although the K-8 enrollment center is no longer common in most districts because of the Junior High and Middle School desirability, there are still a number of smaller districts with limited tax bases that cannot afford to separate the grades as they would prefer. The plan presented here provides a semi-departmentalized program along with the basic class area or homeroom philosophy. The additional areas given to Shops, Home Ec, Music, Art and Science do not allow an increase in enrollment capacities as would normally be the case in the Junior High - Middle School. In our situation, these facilities are merely auxiliary in nature and the enrollment figure of 700 students is based solely on 24 academic classrooms and two kindergarten suites.

Once again in recognition of the predominant role played by the Materials Center - Library complex, the basic planning centered about this facility. One of the immediate problems encountered was the difficulty in surrounding a central resource area with 24 class areas all equidistant from the center. The fact that a conventional rectangle or square was deemed more acceptable to the public in this particular district also served to compound the problem. Our emphasis on the function of the materials center becomes obvious when we point out that this facility includes more than 6,000 sq. ft. of open area exclusive of the conference rooms and other auxiliary facilities. There is a distinct opportunity to add more class areas in this central core without changing the total building size thus providing growth possibilities without additional capital expenditures.

Past experience has dictated that the open concept functions to the best advantage when the teaching walls are separated, thus affording the teacher in particular with a reasonable sense of privacy. At first glance it might appear that the triangular shaped class areas are not adequate as far as space is concerned. However, each area encompasses at least 1000 sq. ft. which would indicate in fact that each class area is equivalent to a classroom approximately 32'x32' in rectilinear dimensions. Therefore, in the academic class area we find 24 units of 1000 sq. ft. each for a total of 24,000 sq. ft. This combined with the open material center yields a total of 32,000 sq. ft. of class and individual instructional area. Compare these figures with many of our conventional schools and we find that we have the space that we need.

In each cluster of six academic areas, there are no permanent walls and the only visual separation is provided through the use of cabinetry and teaching surfaces of tackboard and chalkboard. All of this equipment is provided with casters thus allowing complete flexibility in movement. We might expect that in ten years the class areas may be changed several times without difficulty and the entire teaching concept may be totally different from the first several years of operation.

DESIGN COMMENTARY - Continued

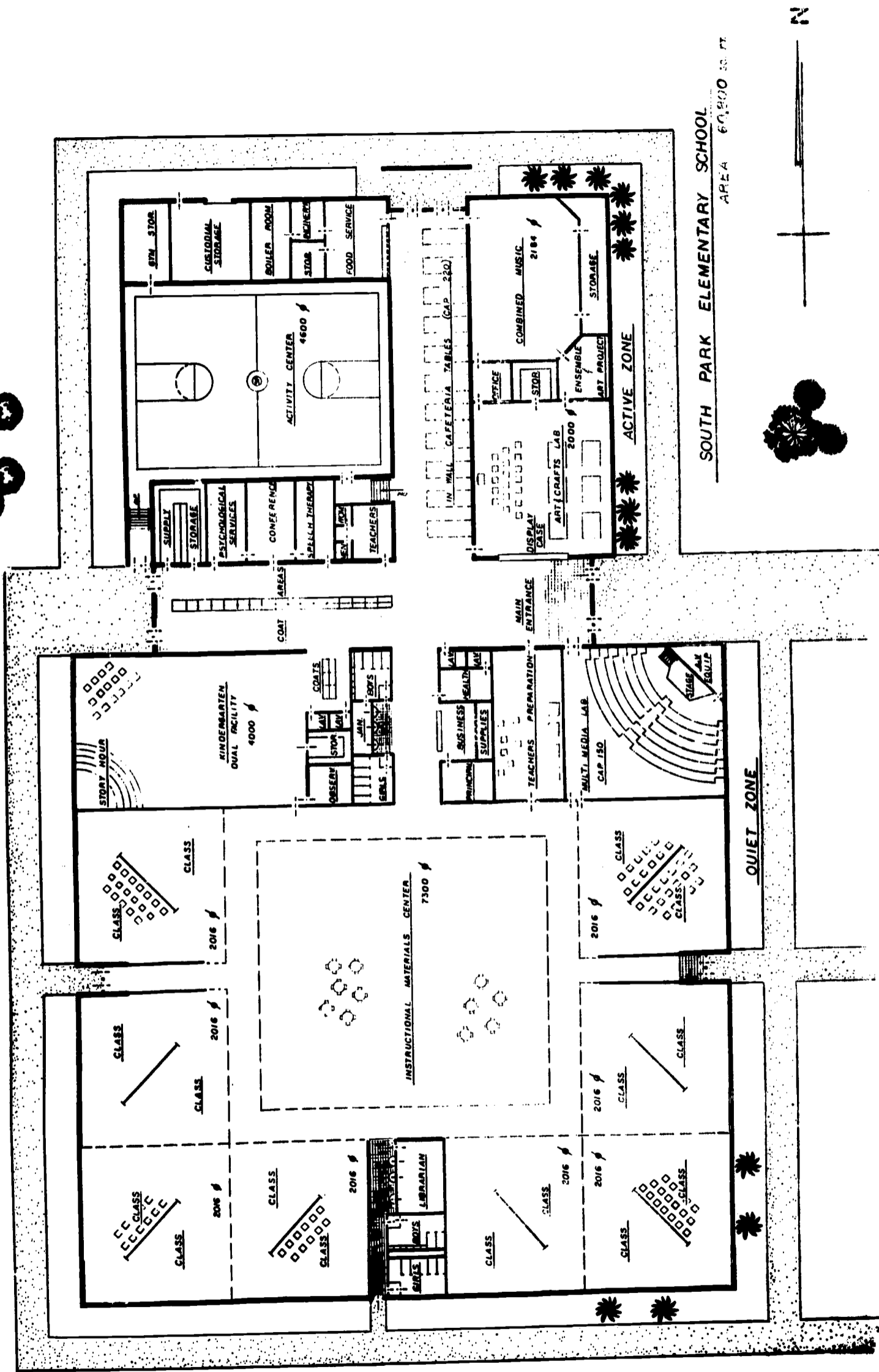
In the more distant future the class areas may be eliminated in total with the entire academic wing assuming the role of a central core for dissemination of material and information. The educators may divorce themselves from the familiar role of classroom teacher and become "course counselors" for the individual child. This possibility in itself should clearly dictate the need for total flexibility.

As opposed to the circular plan in particular, we find another strength within this particular plan in the complete separation of noise oriented activity areas from the quiet zone or academic wing. The importance of this feature must be determined by each administrator as additional costs are involved as well as a more complex traffic pattern. All factors must be considered before decisions are presented to the designer.

Other than the open concept planning and orientation of the academic - library complex, the plan does not indicate any sharp departures from the conventional. The folding wall separating the art lab from the shop allows a shared use of both facilities and the equipment therein, which is becoming more important as programs and budgets become strained. The inherent cost advantages of hexagon and circle have been lost, yet the plan maintains an air of simplicity and flexibility which will obviously result in an attractive cost factor as compared to many of the more complex designs to which we are accustomed.

One extremely important factor concerning function which has not been completely defined is the positioning of the student wardrobe units. We are convinced that carpeted surfaces, maintenance costs and the open concept are not compatible with the wardrobe units located away from the common entrances to the building. A central locker-wardrobe area is ideally located by the main entrances but once again, the cost factor of a separate area becomes paramount. We have found that some districts and administrators condition the children to respect this problem whereas, in other schools, the children are totally undisciplined and the maintenance problem becomes severe. In reality, doesn't this inherent problem apply to every school?

In conclusion, this plan has one distinct advantage as opposed to the more sophisticated circular and hexagonal plans, in that the district electors will not regard it with fear. It is conventional in shape and will not be responsible for adverse votes because "it is different". The function is different but this fact is not as apparent in this plan as compared to many of the others in this section. All of us know that tradition is foremost in the minds of most people and this plan will satisfy that psychology. The cost factor although very favorable, will not be competitive with the circle in particular, and the hexagon in most instances. Once again, each strength and each weakness must be considered in depth before any plan is selected.



SOUTH PARK ELEMENTARY SCHOOL
AREA 60,800 SQ. FT.



STUDY XIII

- BUILDING TYPE STUDIES -

SQUARE PLAN	OPEN CONCEPT	16 CLASS UNITS	DESIGN CAPACITY 500
Total Building Area		60,800 sq. ft.	
Building Area per student		122 sq. ft.	
Construction Cost per sq. ft...		\$ 13.25	
Construction Cost per student..		\$ 1,610.00	
Total Construction Cost		\$880,600.00	

- LIST OF FACILITIES -

- 16 Academic Classrooms 1008-1052 sq. ft. ea.
 - Dual Kindergarten Suite 4,100 sq. ft.
Includes observation room, storage,
dual lavatories and coat area.
 - Instructional Materials Center(Library)7650 sq. ft.
Includes librarians work room.
 - Multi-media Lecture Room 2,300 sq. ft.
 - Student Services - Administrative
Area.. 1,820 sq. ft.
Includes principal office, business
office, supply room, health, dual
lavatories, teachers preparation
room.
 - Arts & Crafts Laboratory 2,000 sq. ft.
 - Combined Music Facility 2,600 sq. ft.
Includes office, storage and ensemble.
 - Multi-purpose Activity Room 4,800 sq. ft.
 - Miscellaneous Facilities:
Psychological services office, conference
room, speech therapy, teachers room, supply
storage, cafeteria area, food service
kitchen, boiler room, toilet facilities,
janitors closets, etc.
- TOTAL USABLE AREA 60,800 sq. ft.

DESIGN COMMENTARY:

This sixteen classroom unit is quite similar to the preceding plan however, the program more closely resembles that dictated by the current trend of grade separation throughout the nation. In this unit proposed for the Oshkosh system, we are considering a kindergarten thru fifth grade enrollment with the open class area approach. Here again, a traditional exterior shape and appearance was selected because of potential public acceptance rather than utilizing the more functional and economical hexagonal or circular configuration.

To provide the materials center - library as the functional "hub" of the academic section, it was decided to use a perfect square for the geometric shape. In this manner, all academic class areas are equidistant from the center. This functional objective would be virtually impossible had the conventional rectangle been used in place of the square. Once again, the function has dictated the shape of the structure.

One very interesting feature of this building involves the structural and roof framing system which has been designed to provide complete flexibility. The academic section includes 40,000 square feet of floor area and the roof sheltering this area is supported by four columns. Therefore, it may be said for comparative purposes, that one column is responsible for the roof support of 10,000 square feet in floor area. The entire structural system is extremely economical because of the symmetry and repetition of identical span lengths.

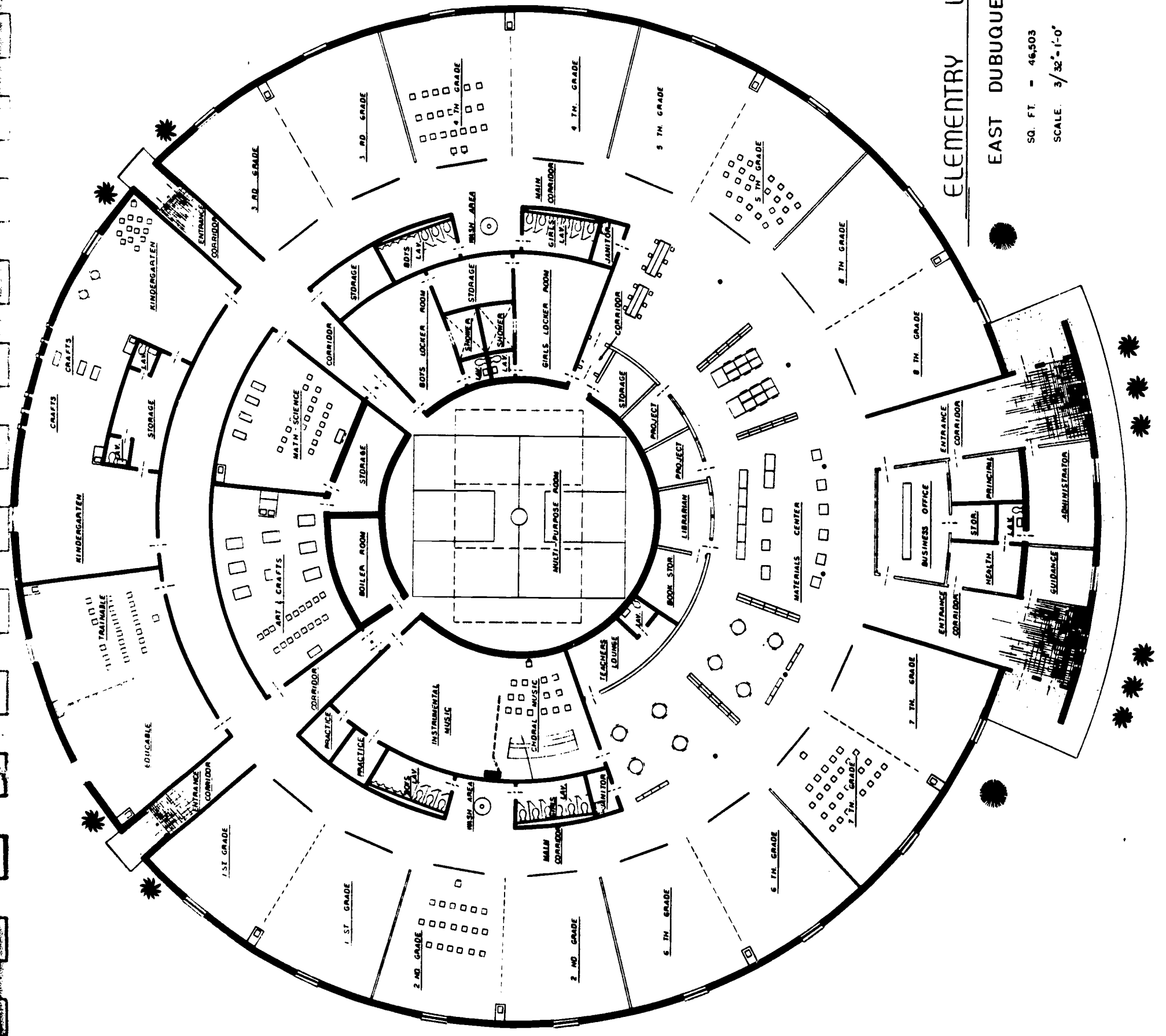
The kindergarten suite actually provides space for two sections of children at any single time with 2,000 square feet provided for each section. It might be possible, in the future, to allow as many as 80 children in the facility for any given one half day session and the space provided would still surpass that provided in the majority of our schools in Wisconsin. It has been quite well proven in other districts that the kindergarten sessions no longer require expensive duplication of facilities such as storage and lavatories which would occur in the independent cell approach. In this concept of programming we can find an ideal cause for the services of para-professionals to supplement the professional staff.

As pointed out in the previous discussion one point which may appear obvious, but one which is very often overlooked until the building is occupied - that is the problem of student wardrobe units. There is no question about the economical advantages of carpeting vs. resilient floor tile but to gain these advantages, we must use a little common sense. It is becoming more apparent that central coat storage facilities near the main entrances and/or exits will restrict the severe dirt problem in a concentrated area. This confined area should not be carpeted nor should the student be forced to walk over the carpeted areas to reach the coat storage space. We have schools designed in both manners and where we failed to use this basic logic, we have caused needless problems with respect to every day cleaning maintenance. These problems have come back to haunt us with shocking clarity.

DESIGN COMMENTARY: (Cont.)

Another problem which confronted the planning team was the question and expense of providing a separate cafeteria. We do not believe that the multi-purpose activity center should be restricted from the planned function for two hours to serve as a cafeteria. This space should be available for physical activity every hour of the day and the lunch program should be in a separate area. In one of the first sketches we had included a separate cafeteria facility of approximately 3,200 square feet. Unfortunately, we found that other facilities of higher priority would have to be deleted to allow us to meet the budget limitations. The solution which seemed to satisfy all concerned was to increase the width of the corridor to provide a space for "in-wall" type dining tables. Instead of 3,200 square feet we found that by increasing the building size an additional 800 square feet, we could force the corridor to serve a dual function during the noon hour. Therefore the gymnasium did not become burdened with a food service and dining function.

In conclusion, this plan represents an effort to gain maximum flexibility at a minimum cost. As the project has not been bid to date, we have no reason to believe that it will, in fact, cost \$13.25 per square foot as estimated. There is reasonable evidence to support our belief that the actual unit cost may be slightly under \$12.00 per square foot including 40,000 square feet of carpeting and a complete air-conditioning system. This may cause a few questions concerning the veracity of our estimate but we are certain that the bidding will prove to all involved that the building will cost well under \$13.00 per square foot. We have estimated that the equipment and furnishings will cost approximately \$120,000 or roughly \$2.00 per square foot. The equipment would be of the highest quality and will not be limited because of an inadequate equipment budget caused by a monumental type structure.



ELEMENTARY LEARNING CENTER

EAST DUBUQUE, ILLINOIS

SQ. FT. - 46,503

SCALE 3/32" = 1'-0"

STUDY XIV

- BUILDING TYPE STUDIES -

CIRCULAR PLAN (Compact, Open Concept) - 18 CLASSROOM UNIT - DESIGN CAP. 530

Total Building Area	46,712 sq. ft.
Building Area per student	78.6 sq. ft.
Construction Cost per sq. ft.	\$ 11.00
Construction Cost per student	\$ 970.00
Total Construction Cost	\$511,800.00

- LIST OF FACILITIES -

- 16 Academic Classrooms @ 950 sq. ft. ea.....	15,200 sq. ft.
- 2 Kindergarten Suites @ 1450 sq. ft. ea.....	2,900 sq. ft.
Includes lavatories, crafts area and storage	
- Instructional Materials Center	5,200 sq. ft.
Includes Teachers workroom, librarian's office, Book repair room, four sight and sound rooms	
- Art and Crafts Lab	1,160 sq. ft.
- Math-Science Combined Lab	1,120 sq. ft.
- Instrumental Music	1,200 sq. ft.
Includes two practice rooms	
- Choral Music	900 sq. ft.
- Multi-purpose Room	3,240 sq. ft.
- Boy's Locker Room	780 sq. ft.
Includes Shower, Lavatory, Storage	
- Girl's Locker Room	780 sq. ft.
Includes Shower, Lavatory, Storage	
- Administrative and Pupil Services	1,660 sq. ft.
Includes Business office, Principal's Office, Health Room, Lavatory, Guidance Office and Administrators office	
- Miscellaneous Facilities	
Dual boys and girls lavatories, miscellaneous storage, central wash areas, mechanical equipment, corridors, etc.	
TOTAL USABLE AREA	46,712 sq. ft.

DESIGN COMMENTARY:

Design a school for elementary enrollment (K-6) of at least 500 students (25 per classroom) including all equipment, fees, landscaping, access bridge, air-conditioned and carpeted for a total budget of - \$595,000.00. This proposal would be a challenge of such proportions to make any designer shudder. Quality could not be sacrificed because of budget limitations yet, the \$595,000 figure represented the maximum borrowing capability of the East Dubuque School System.

The site was strictly miserable in the fact that the diameter of the building exceeded more than thirty feet in gradient. The excavation cost alone exceeded \$30,000 and is included in the construction cost. In addition, the total budget included an allowance of \$12,000 for a new bridge and \$60,000 for moveable equipment.

The choice of the circular geometric shape was decided upon for two reasons - economy and function. The building was to include complete flexibility which meant that load bearing walls had to be eliminated and the open concept appeared to be completely acceptable to the owner. The Board also expressed a serious concern about keeping the maintenance costs at a minimum because of the severe financial limitations of the building. Here then, was the total problem facing the designer.

The multi-purpose room is located in the center of the building for one primary reason - to increase the diameter of the building which will enhance the economical advantages of the circular design. In selecting a circular gymnasium, the designer was able to simplify the structural system and maintain a continued roof slope from the center of the building to the edge of the three foot roof overhang.

The Board recognized the importance of flexibility in design and function and expressed the desire for spacious classrooms to be located in close proximity to the Instructional Materials Center. This gave cause for the center to be located in the present position in an arc covering nearly one-half of the inner core. Separate areas for upper elementary, lower elementary, milling, story-hour, sight and sound rooms, teachers work lab, etc. were provided in a total space of 5,200 square feet. This area represents more than that provided in a multi-purpose room 60' x 80' and definitely places the gymnasium in a role of lesser importance.

The classrooms are divided into groups of two by removable tack-board walls which are placed between the carpeted floor and ceiling. Each division wall becomes the main teaching wall for apposing classrooms and the secondary divisions between classrooms are formed by moveable room dividers and storage cabinetry all mounted on special casters. The only division screen between the corridor and the class area is a twelve foot panel of chalkboard facing the class area and tackboard with coat hangers facing the corridor area.

DESIGN COMMENTARY: Continued

The main entrances are provided with ceramic tile flooring for positive traction and ease of maintenance and all boot stands are located in these areas and not in the carpeted spaces. The building area of 46,712 square feet includes approximately 33,000 square feet of carpeting which is absolutely essential in an open concept school. The sanitary areas have ceramic tile floors and liquid tile walls which provide the ultimate in economy and cleanliness.

One feature not common in the other designs in this publication is the separation of the washing facilities from the actual toilet rooms. Circular type Bradley wash-fountains were placed in recessed open areas directly between the two toilet rooms in each gradient yet completely open to the corridor. Experience indicates that more "horse-play" occurs around the sinks than at the stools or urinals and it was decided to place the wash-fountains in areas that would be clearly supervised by a single teacher.

In conclusion, this building constructed for a cost of \$11.00 per square foot represents high quality throughout. Carpeted floors, recessed lighting, demountable walls, insulated windows, smooth surface roof and a complete air-conditioning system all attest to this fact. This school will compare very favorably with units costing \$3.00 to \$4.00 more per square foot.

- SECONDARY LEARNING CENTERS -

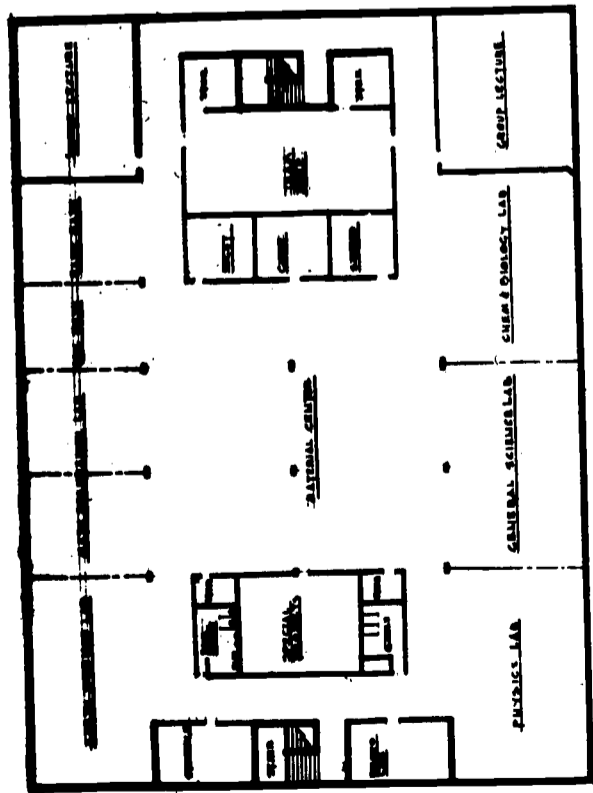
INTRODUCTION.....

The preceding section indicated a rather sharp departure from the self-contained, rectilinear, closed classroom design concept. If more freedom of movement of the students is recommended for the elementary level -- this freedom of movement becomes even more essential in the secondary school.

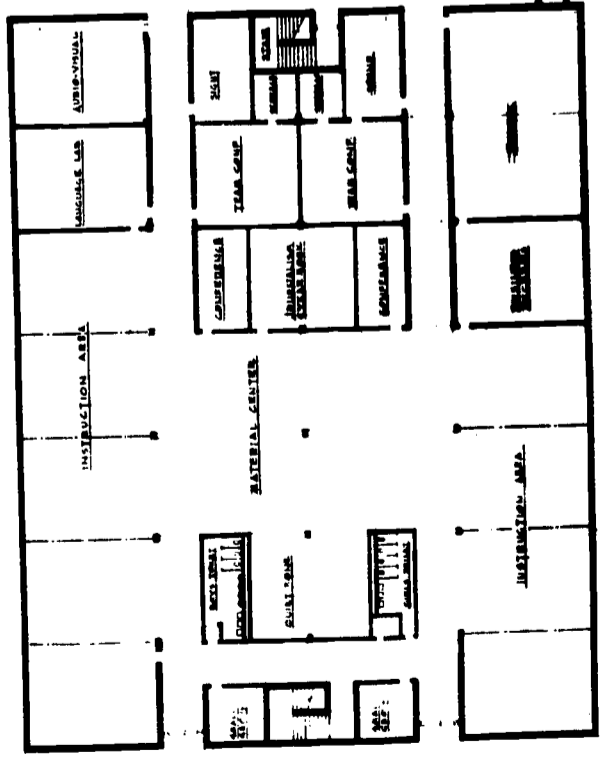
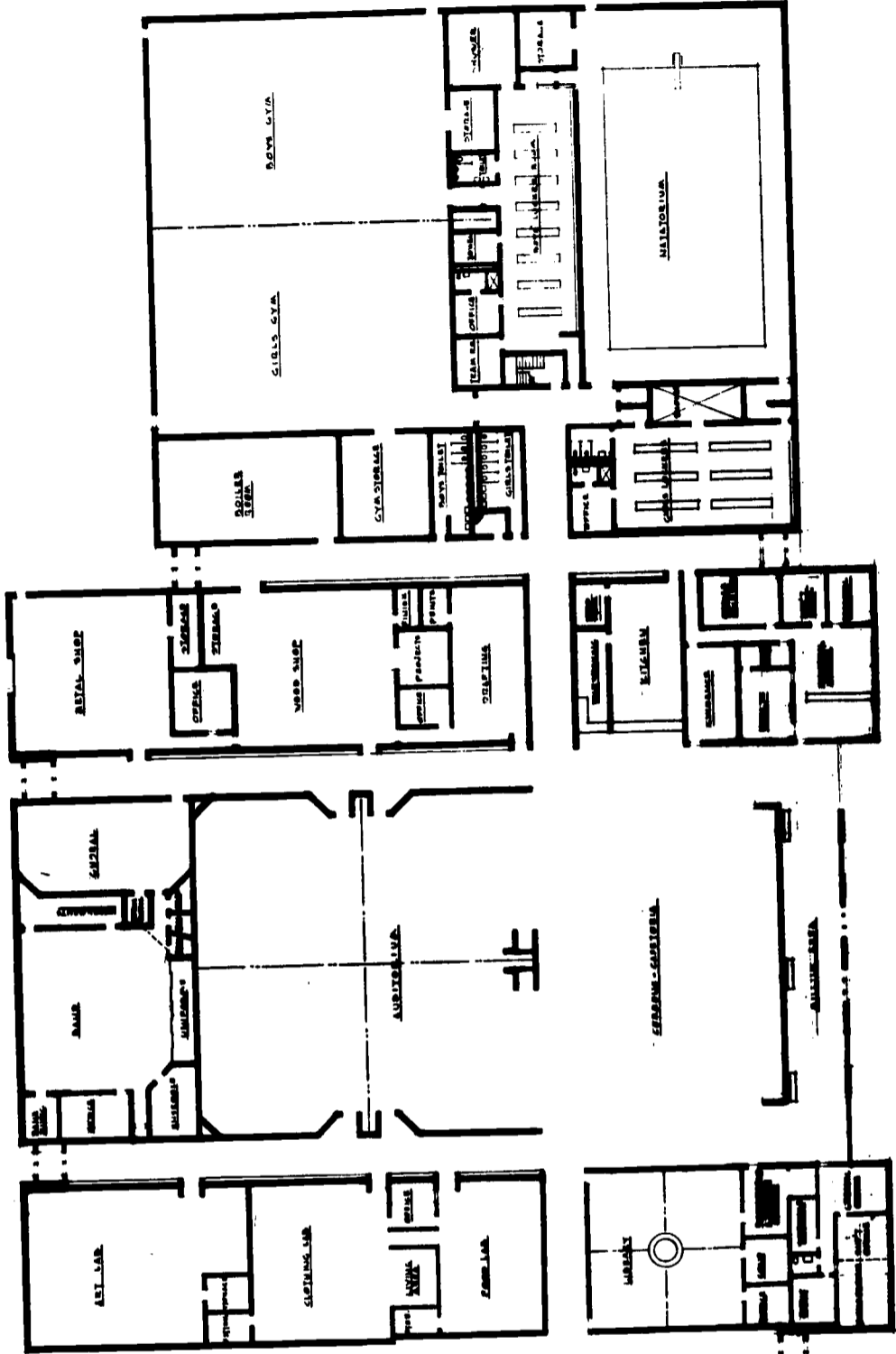
In this section, the emphasis is placed on the changes which are occurring in the design of secondary learning centers. As the educational demands of the individual student changes so must the educational specification. As the educational specification changes, we would most assuredly expect a change in the basic design pattern of the physical plant. The secondary school plan is no longer a stereo-typed master which can be transplanted from district to district without consideration of the needs of the individual district. Each district has individual objectives and these objectives must be satisfied with an individual plan designed specifically for that district.

It is the purpose of this section to illustrate a number of design solutions tailored to the different educational programs which may be encountered. They cannot be misconstrued as stock plans but rather - they indicate the current trend toward the quest for freedom of movement of the individual student. Open concept flexibility is the basic objective in modern education as we know it today. The design solutions which follow represent a number of thought provoking studies to meet this objective.

All school construction costs represent actual costs or estimates which have valid projections to June 1969. Following that date, the cost data will require up-dating in direct proportion to the rise in construction costs.



SECOND FLOOR PLAN



STUDY I

- BUILDING TYPE STUDIES -

TWO STORY - RECTILINEAR COMPACT - 39 TEACHING STATIONS - DESIGN CAP. 975

Total Building Area	123,900 sq. ft.
Building Area per student	127 sq. ft.
Construction Cost per sq. ft.	\$ 15.40
Construction Cost per student	\$ 1,960.00
Total Construction Cost	\$1,910,000.00

- LIST OF FACILITIES -

FIRST FLOOR FACILITIES:

- 9 Academic Class Areas	768 sq. ft. ea.
- Language Laboratory	800 sq. ft.
- Audio-Visual Laboratory	820 sq. ft.
- Business Machines	820 sq. ft.
- Typing	1,600 sq. ft.
- Materials Center	3,380 sq. ft.
Including Quiet Zone.	
- Art Laboratory	2,520 sq. ft.
Includes Storage Area.	
- Clothing Lab	1,600 sq. ft.
Includes office and living area.	
- Food Lab	1,176 sq. ft.
- Library	2,764 sq. ft.
Includes office, conference, book repair, etc.	
- Instrumental Music	2,700 sq. ft.
Includes music storage, office, ensemble, three practice rooms, uniform storage and instrument storage.	
- Choral Music	1,100 sq. ft.
- Multi-use Auditorium	8,460 sq. ft.
Divisible into four lecture areas.	
- Commons - Cafeteria ... Capacity 450 ..	7,200 sq. ft.
- Metal Shop	1,764 sq. ft.
- Wood Shop	3,200 sq. ft.
Includes storage, offices, finishing, project storage, etc.	
- Drafting Room	840 sq. ft.
- Kitchen	1,440 sq. ft.

LIST OF FACILITIES - Continued

- Office Area 2,200 sq. ft.
Business, Guidance, Health, Principal, Assistant Principal.
- Gymnasium 9,000 sq. ft.
- Swimming Pool 6,000 sq. ft.
- Boys Varsity Locker Rooms 3,600 sq. ft.
Includes office, team room, towel storage, shower, etc.
- Girls Locker Room 2,520 sq. ft.
Includes office, shower, lavatory, etc.

SECOND FLOOR FACILITIES:

- 4 Mathematics Research and Classrooms.. 720 sq. ft. ea.
- Earth Science Laboratory 1,500 sq. ft.
- 2 Group Lecture Areas 1,140 sq. ft. ea.
- Physics Lab 1,660 sq. ft.
- General Science Lab 1,800 sq. ft.
- Chemistry and Biology Lab 1,500 sq. ft.
- Materials Center 7,100 sq. ft.
Includes sight, sound, conference, team, and special projects.
- Miscellaneous Facilities:
Corridors, Mechanical Equipment, Stairways, Lavatories, Storage, etc.

TOTAL USABLE AREA123,900 sq. ft.

DESIGN COMMENTARY:

The two-story plan presented represents a maximum effort to involve the open concept in a conventional, rectangular form. It is impossible to open the building as much as would be readily done with a single story structure for the following reason. In the single story plan, the roof load design factor is 30 pounds per sq. ft. whereas, in the two story structure the floor loading of the second floor is 80-100 pounds per sq. ft. The obvious result is the reduction in economical long spans possible with the two story unit. These long spans (maximum distance between supports) are absolutely essential in an open concept structure.

Another major point of difference becomes apparent in the space utilization picture. The two story plan requires more corridor area and additional space is required for the multiple stairways to comply with the code. Roof areas are reduced, but in many instances, a flat roof is associated with a two story building. Many single story schools have pitched roofs to the exterior, which allow natural drainage and less chance of leakage.

DESIGN COMMENTARY - Continued

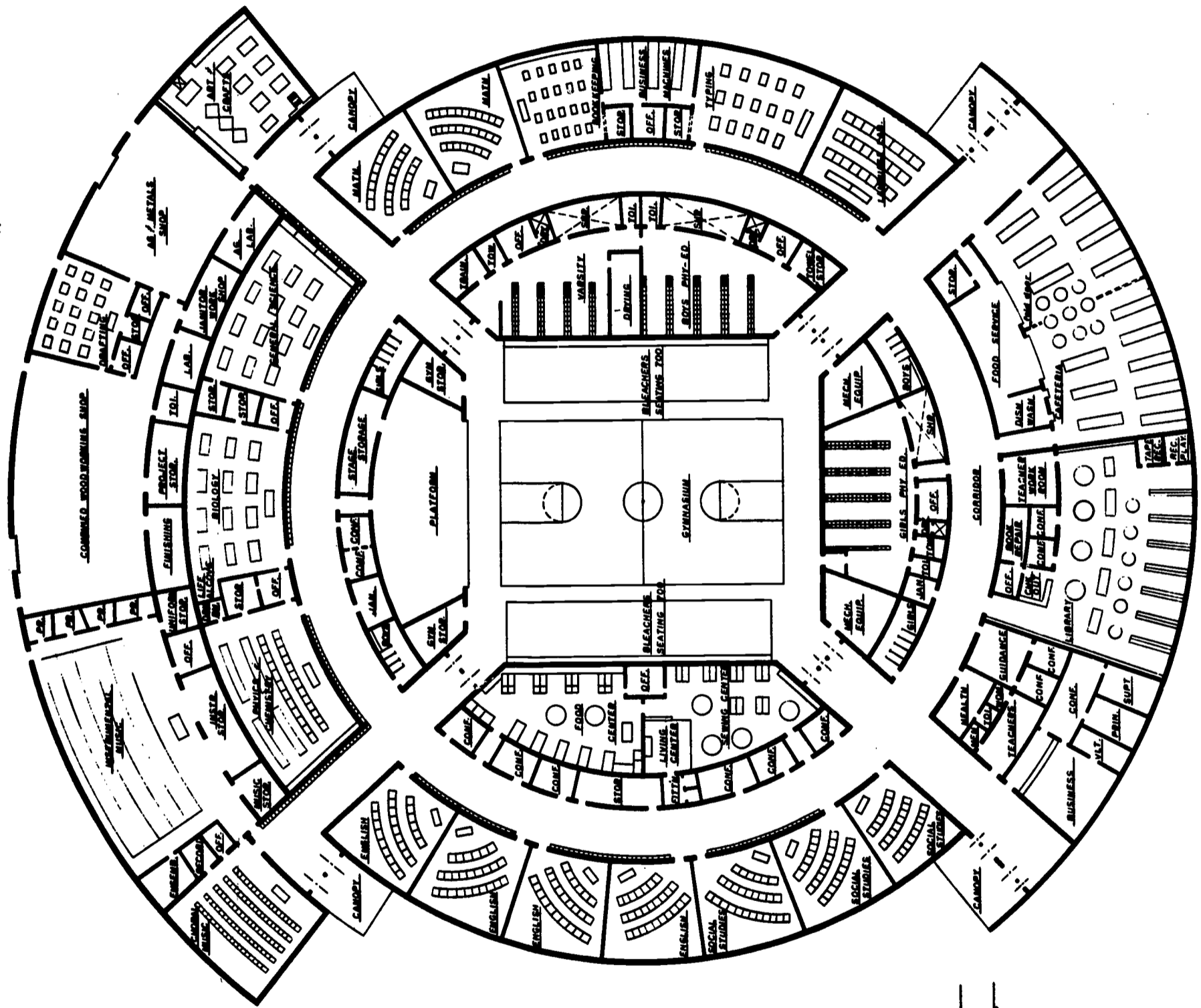
The fact that this plan includes a swimming pool lends strength to the educational program. The large divisible lecture area in combination with the commons - cafeteria indicates versatility and multi-use. The two story academic section satisfies many of the requirements of the open space concept and most class and laboratory space allocations are adequate. The orientation of these facilities with respect to the instructional materials centers, is not ideal but will function with coordinated scheduling.

The fact that we do have a conventional two story plan will indicate that we will also have intersecting corridors and stairways. These features will slow the flow of traffic and restrict movement at the point of congestion. These problems are not as severe in the single story unit.

Definite areas of weakness are found in the specialized labs such as the art, music, shops, drafting and home economics because of serious space limitations. These areas can be expanded with no particular problem, but the budget would have to be increased accordingly. In the program prepared by the Board of Education, the emphasis was placed on the academic areas, and the laboratories become secondary in importance. In most districts with the increased attention to vocational training, the opposite would be true.

In many districts, the swimming pool facility is gaining wide acceptance. A facility similar to the one shown will add approximately \$225,000.00 to \$300,000.00 to the total cost of the school. A most important factor concerning this cost is the location of the pool, because economics are realized if the locker and shower facilities can be designed to serve both the gymnasium and the pool. The shower areas are expensive and multi-use is recommended.

In conclusion, this plan is not uncommon except for the fact that we have removed a number of walls and introduced the open concept. Special attention should be directed to areas of weakness heretofore mentioned. The program must dictate the function.



PRELIMINARY
 FLOOR PLAN
 SCALE 1/16" = 1'-0"

TOTAL AREA 82,700 S.F.

STUDY II
- BUILDING TYPE STUDIES -

CIRCULAR PLAN	COMPACT	HIGH SCHOOL	29 STATIONS	DESIGN CAP. 600
---------------	---------	-------------	-------------	-----------------

Total Building Area	82,700 Sq. Ft.
Building Area per Student	138 Sq. Ft.
Construction Cost per Sq. Ft.	9.24
Construction Cost per Student.....	\$ 1,385.00
Total Construction Cost	\$ 761,800.00

- LIST OF FACILITIES -

- Cafetorium(Cap. 210)	32' x 88'
- Kitchen	24' x 70'
Includes Dishwashing Room, Food Storage Room	
- Library Suite	60' x 56'
Includes Office, Checkout Area, Book Repair Room, Conference Room, Teachers Material Center	
- Office Suite	40' x 56'
Includes Business Office, Board Room, Principals Office, Superintendents Office, Vault, Health Room, Guidance Center, Toilets	
- Academic Classrooms:	
- 2 Social Studies	30' x 30'
- 1 Language Lab.....	30' x 32'
- 3 English	30' x 30'
- 2 Mathematics	25' x 30'
- 1 Multi-Use	30' x 32'
- Combined Shop Suite:	
- General Shop	84' x 38'
- Projects Storage	12' x 26'
- Finishing	12' x 18'
- Testing Lab	12' x 14'
- Office	12' x 12'
- Drafting Classroom	26' x 38'
- Mezzanine Storage	12' x 70'
- Commercial Suite:	
- 1 Commercial Room	30' x 34'
- 1 Bookkeeping Room	32' x 30'
- 1 Business Machines	38' x 30'

LIST OF FACILITIES - Continued

- Home Economics Suite	100' x 32'
Includes Fitting Room, Sewing Center, Living Center, Food Preparation Center, Office, Conference Room	
- Science Suite	120' x 30'
Includes Physics & Chemistry Lab, Biology Lab, Storage (2 units), Preparation Room, Life Alcove	
- Music Department (Instrumental)	72' x 48'
Includes Storage Room, 6 Practice Rooms, Office, Ensemble Room, Instrument Storage	
- Choral Music Suite.....	30' x 48'
Includes Uniform & Robe Storage, Recording Room	
- Girls Locker Room:	
Locker Room	28' x 46'
Storage Room	8' x 10'
Toilet, Shower	20' x 10'
Office	10' x 12'
- Boys Locker Room:	
Varsity Team Room	44' x 30'
Coaches Office	10' x 18'
Training Room	10' x 12'
Toilet Facilities	
Drying Room	10' x 24'
Showers	10' x 24'
Phy. Ed. Storage	10' x 14'
Towel Room	10' x 8'
Phy. Ed. Office	10' x 12'
Boys Phy. Ed. Locker Room	64' x 30'
- Stage	66' x 30'
Two Dressing Rooms	10' x 14'
- Gymnasium (Main Floor Seating, 1400)	108' x 90'
Gym Storage Room	22' x 26'
- Miscellaneous Facilities:	
Teachers Lounge (Dual Toilets w/Storage).....	20' x 20'
4 Conference Rooms	12' x 10'
Dual Storage Rooms	10' x 26'
4 Main Toilets	10' x 24'
2 Mechanical Equipment Rooms	
Janitors Closets	

DESIGN COMMENTARY -

Budget Problems! How often we encounter this problem when asked to design a building for 500 students on a budget barely suitable for 350 children. This describes the exact situation we encountered in the design of the high school building under discussion. The Board of Education established a maximum bond issue of \$900,000.00 which had to include the building, design fees, and the thought of equipment was set aside with no definite plan to arrange for the purchase of said equipment. We all know that the equipment for the High School Building does not represent a small expenditure.

Now we have a problem! We knew that the building had to include adequate facilities, particularly in the central core to have at least the current enrollment of 360. We also faced the growth factor of the district and it appeared that the building should be designed for 450 with a central core to handle 550. The second decision involved the size of structure required. If we designed a facility for the average cost of \$13.40 per square foot, we would be providing a building area of 60,000 square feet.

We have seen buildings under-designed in the past and we have observed the reactions of the taxpayers when they were advised that their building was obsolete after several years use. The district in which we were involved would be particularly displeased at this thought. It was apparent that no matter what we would do with a rectangular unit, the cost factor would be little less than \$11.00 or \$12.00 per square foot with high maintenance type finishes.

In recognition of the success we had experienced with the cost of the circular elementary schools, it was decided to again turn to the circle for the answer. We were uncertain of the costs involved, and the bidding time was poor, so we designed the building for \$10.50 per square foot and encompassed an area of nearly 83,000 square feet. We had some sleepless nights prior to that bid opening, and we knew that if we did not meet the budget --- we could look for another project to design, but not with that School Board. The result of the Bidding ????

Construction Cost	\$761,000.00	///	Cost Per Square Foot	\$9.20	///
				\$80,000.00	left over for equipment

..... all competent contractors, and close bidding.

The net result has been a simple building without frills, but with terrazzo floors, ceramic tile walls in the corridors, full ceramic in the toilets, thermopane windows, acoustical tile ceilings, wood gymnasium floor, partial air conditioning and --- adequate space!!! The gymnasium, locker rooms, home economics suite and other areas within the central core, were designed to forestall obsolescence for many years to come. We may have to add academic classrooms which will not represent insurmountable costs to the district at some future date.

After all of the problems with the tight budget, The Board of Education did not economize on the equipment. The folding doors, science equipment, commercial and home economics equipment is of the highest quality, and the most modern design. We have academic classroom separations provided by moveable walls and all areas have a feeling of spacious environment. The building was not under-designed and the quality is comparable to those schools built for the \$13.40 average.

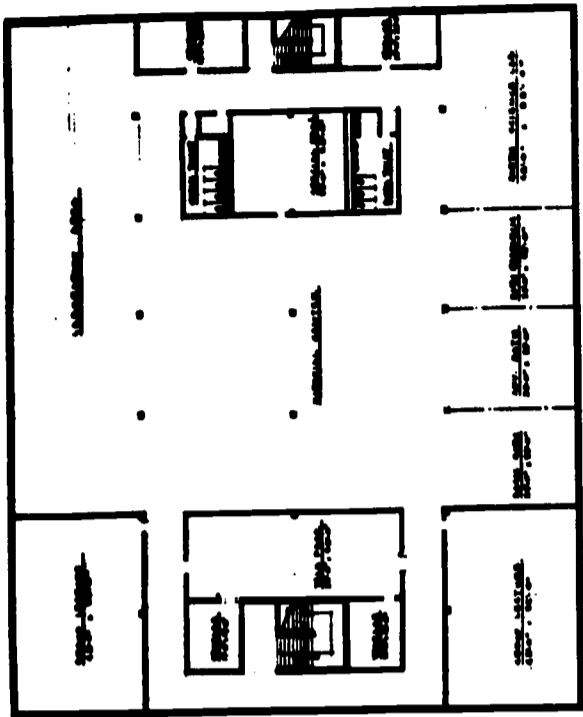
DESIGN COMMENTARY - Continued

The exterior, of contrasting brick colors, is not outstanding, and will not win a prize, but the mere fact that the building is circular makes it interesting and it does draw attention. We were concerned about the acceptance of the public to the circular building, but no longer, because they want to get their dollar value, and in this building, they got it.

We have been questioned about placing equipment units against curved walls, and the extra expense involved, but, we had no problem because the curvature was so slight and there was no additional expense. The fact that we had adequate space was more beneficial and we were not forced to "squeeze" the equipment into place.

What would we have added to the building if the budget would have permitted a larger expenditure? Probably a "little theatre"; slightly larger and more complete materials center, increased science facilities for individual research, a mezzanine area for physical education, and gymnastics and a swimming pool, --- all in that order. The Administrator may have some other ideas, but he is pleased with the building as it now stands, and he is aware of the conservative community in which he lives.

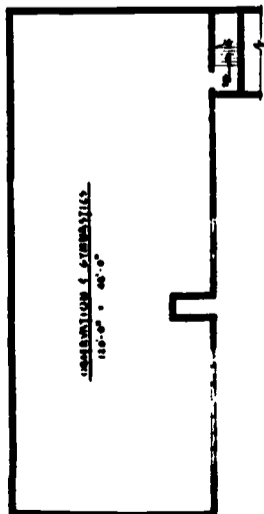
This building has created a large amount of interest throughout the state and we have heard very favorable comments from all who have toured the building. The fact remains that we have a substantial and functional building with an area of 83,000 square feet for a construction cost of \$761,000.00, including all trades.



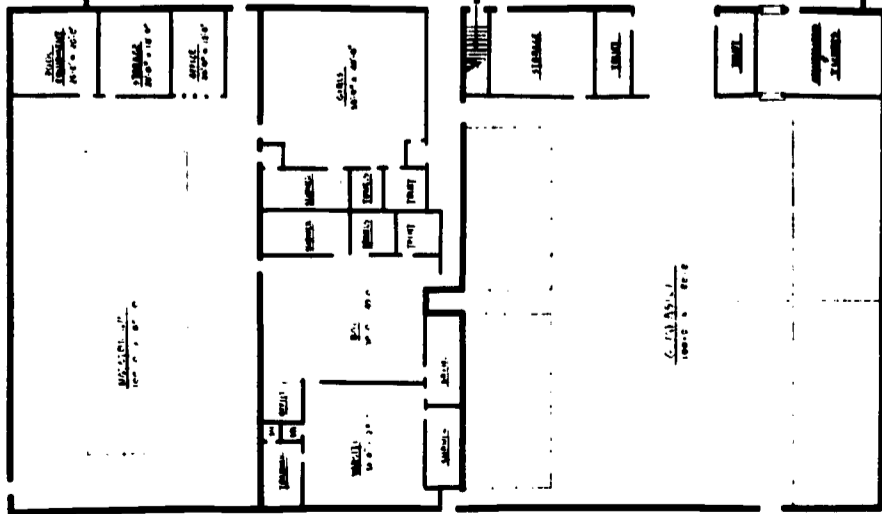
SECOND FLOOR PLAN



FIRST FLOOR PLAN



BASEMENT FLOOR



STUDY III
- BUILDING TYPE STUDIES -

TWO STORY - RECTILINEAR COMPACT - 37 TEACHING STATIONS - DESIGN CAP. 925

Total Building Area	137,270 sq. ft.
Building Area per student	148 sq. ft.
Construction Cost per sq. ft.	\$ 14.80
Construction Cost per student	\$ 2,200.00
Total Construction Cost (Estimated)	\$2,025,000.00

- LIST OF FACILITIES -

FIRST FLOOR FACILITIES:

- 9 Academic Classrooms 768 sq. ft. ea.
- Typing Classroom 1,536 sq. ft.
- Business Machines Lab 768 sq. ft.
- Audio-Visual Lab 768 sq. ft.
- Language Lab 768 sq. ft.
- 2 Team Work Rooms 500 sq. ft. ea.
- 2 Small Group Instruction 169 sq. ft. ea.
- Instructional Materials Center 3,800 sq. ft.
Includes sight room, sound room,
quiet zone and conference rooms.
- Journalism Work Room 620 sq. ft.
- Main Office & Student Services 3,000 sq. ft.
Includes assistant principals office,
health room, general office, princi-
pal, business, guidance, work room,
and lavatories.
- Home Making Laboratory 4,176 sq. ft.
Includes storage, office and fitting
room.
- Kitchen and Food Service 3,450 sq. ft.
Includes serving area, dishwash
facility, lavatory, office, cooler,
freezer, receiving and dry food
storage.
- Music Department 6,800 sq. ft.
Includes instrumental music, choral
music, resource center, office, prac-
tice, ensemble, listening, music stor-
age, instrument storage and portable
practice rooms.
- District Administrators Office 960 sq. ft.
Includes auditors office, superinten-
dents office, lavatory and conference
room.

LIST OF FACILITIES - Continued

- Little Theater Capacity 220 6,340 sq. ft.
Includes storage and platform.
- Commons-Cafeteria 7,100 sq. ft.
Includes text book storage and
library office.
- General Combined Shop Area 6,900 sq. ft.
Includes storage, finishing, pro-
jects, team room and mezzanine
storage.
- Drafting & Design Classroom 1,520 sq. ft.
- Arts & Crafts Lab 2,690 sq. ft.
- Natatorium (Swimming Pool) 7,200 sq. ft.
Includes pool equipment room, stor-
age and office.
- Boys Varsity Locker Rooms 3,700 sq. ft.
Includes training, varsity, boys
phy ed, office, shower, drying area,
P.E. shower, towels and lavatory.
- Girls Locker Room 2,500 sq. ft.
Includes shower, towel room and
lavatory.
- Gymnasium 12,240 sq. ft.
Includes concession & tickets, dual
public toilets and gym storage.

SECOND FLOOR FACILITIES:

- Gymnastics & Spectator Mezzanine 5,760 sq. ft.
- 3 Mathematics Classrooms 768 sq. ft. ea.
- 2 Large Group Lecture Areas 1,536 sq. ft. ea.
- Earth Science Lab 1,536 sq. ft.
- Combined Science Lab 3,840 sq. ft.
- Team Preparation Work Room 1,020 sq. ft.
- Materials Center 3,744 sq. ft.
- Special Project Room 672 sq. ft.
- Miscellaneous Facilities:
Student Locker Areas, Boiler Room,
Miscellaneous Storage, Corridors,
Janitors Room, Stairwells, Lobbies,
Lavatories, etc.

TOTAL USABLE AREA 137,270 sq. ft.

DESIGN COMMENTARY:

Simplicity of lines, rectilinear shape and combination single and two-story configuration describe the plan under consideration. The building represents a modified open concept approach with maximum allowable clear span areas. As with every building design, there are definite areas of strength and others that can be improved with an increase in the total building area -- and the budget.

Valuable space is given to corridors, stairwells, mechanic runs, etc. which do not reflect in the square foot cost, but definitely become a factor in the total cost picture. These areas are unavoidable in a multi-story plan, even though special effort is taken to reduce the total amount of non-academic space. The two story plan also increases the cost because of the duplication of sanitary areas for each floor, whereas this duplication might be eliminated with the single story structure.

Once again, we have included a complete swimming pool facility located directly next to the locker and shower areas which will also serve the gymnasium. Because of the orientation of the gymnasium and swimming pool, we were able to include a mezzanine area above the locker room areas to serve a number of useful purposes. This area will be equipped with movable bleachers to increase the capacity of gymnasium seating and can be rotated to provide similar service to the pool. The mezzanine will also serve as a fourth physical education facility for wrestling, gymnastics, and light physical activities. The locker room orientation can be improved with a re-alignment of the auxiliary rooms, but adequate space has been provided.

It was the intention to design an open shop area in which to house a full program of industrial arts activities. Because of the rapid changes in this field, we were concerned about restricting this area with unnecessary and restrictive walls. We would have preferred an area of at least 12,000 sq. ft. but again, the budget would not allow this increase.

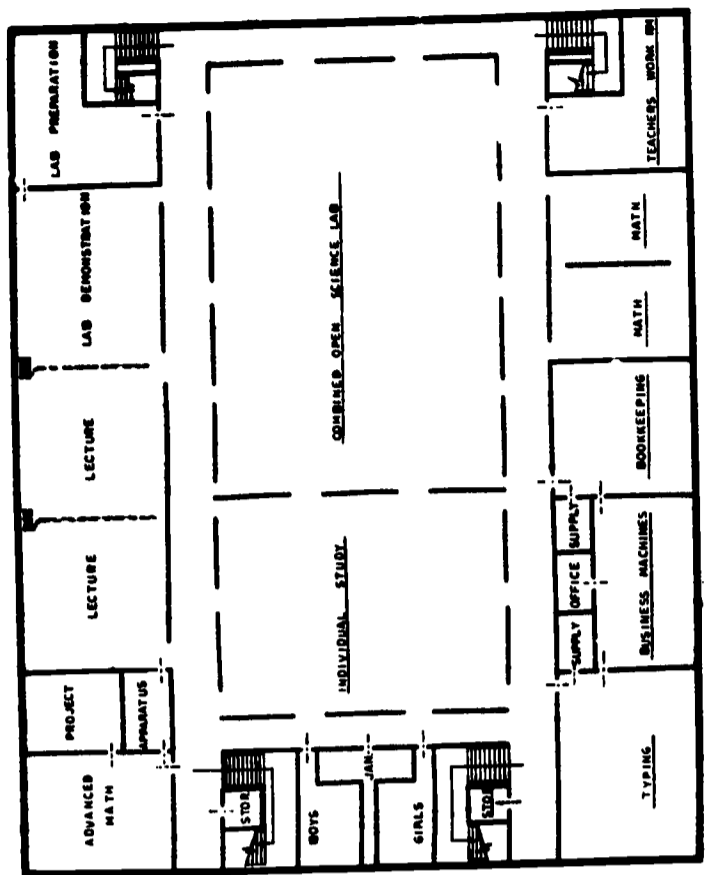
One interesting aspect of this plan, which conforms to the inter-relation of facilities in the modern school, is the immediate accessibility between the food preparation kitchen and the domestic science laboratory. Many of our high school girls are seeking work in local food establishments and there is an increased need for practical training in large scale food preparation and service. This is the reason for the close location of the two facilities.

Another feature of the plan involving orientation is the location of the Little Theater with regard to the Commons-Cafeteria. We are always hard pressed to provide every feature desired by the Owner and within a limited budget. The Little Theater as designed will accommodate approximately 250 students, but by opening the folding wall between the Theater and the Commons area, this capacity can be increased considerably in an over-flow situation. Thus, a multi-use situation is created with the Commons area serving a number of important functions.

DESIGN COMMENTARY - Continued


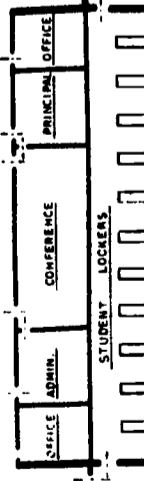

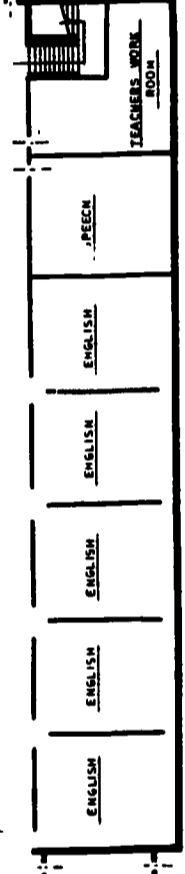
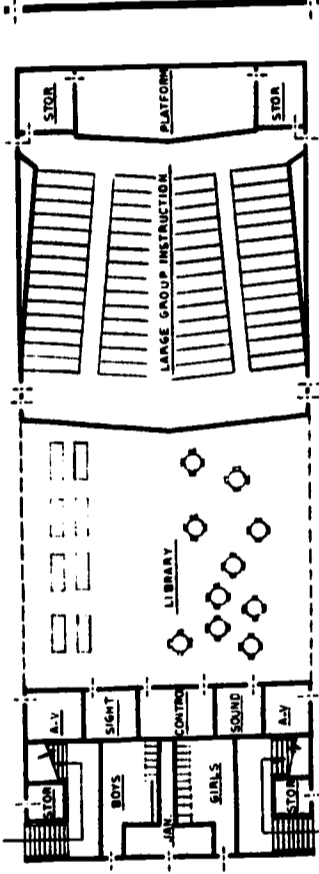
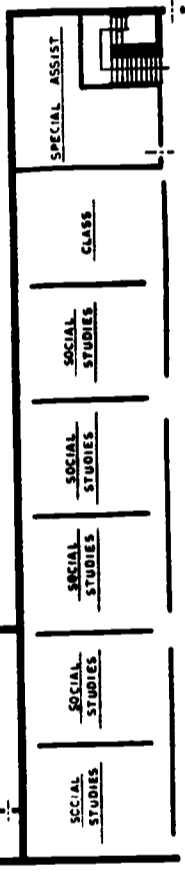
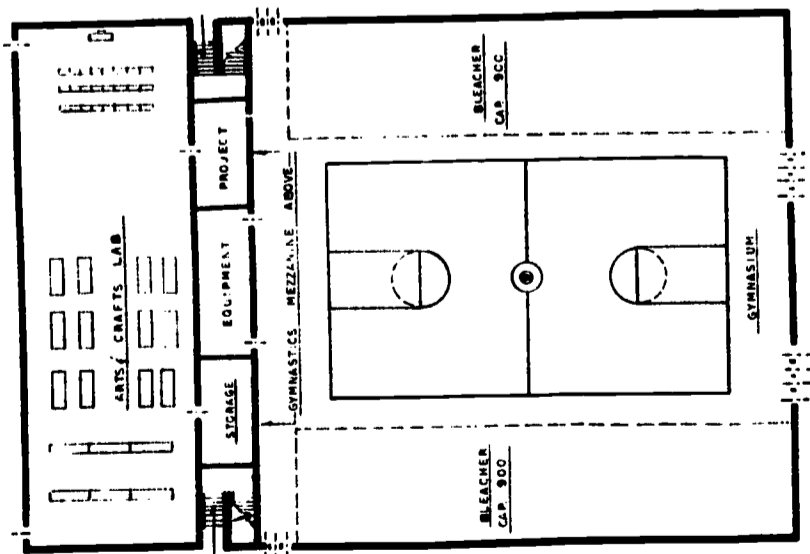
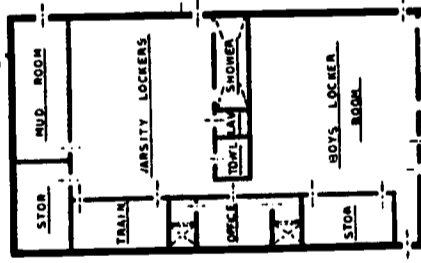
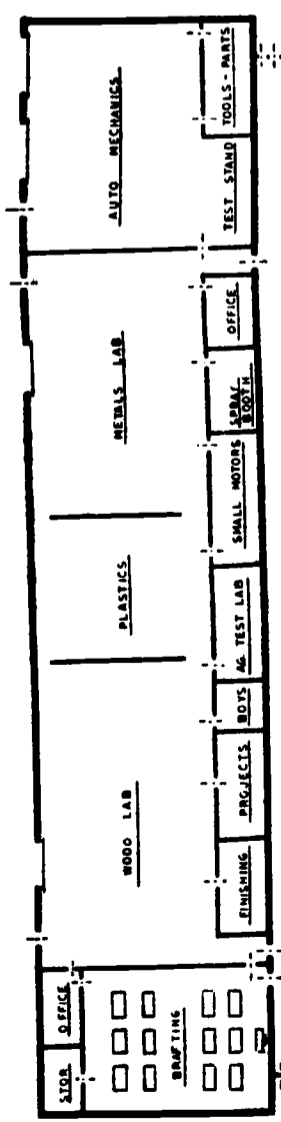
With the wide acceptance of carpeting as an ideal and economical floor covering material, this plan includes a central locker area for the students outer garments. By locating this facility near the main entrances, it is possible to lower the maintenance costs considerably and also increase the life span of the carpeting. An open concept school will not function properly with hard surfaced floors so, if we consider the open concept we must also consider carpeting.

The structural framing system and mechanical systems are less expensive in this plan as compared to those in Study #I, primarily because of the simplified design. This casts a definite reflection in the unit and total cost factors.



SECOND FLOOR PLAN
SCALE 1/16" = 1'-0"

FIRST FLOOR AREA	10 6,982
SECOND FLOOR AREA	25,776
MEZZANINE AREA	5,600
TOTAL AREA	132,758



WINNECONNE HIGH SCHOOL
SCALE 1/16" = 1'-0"

STUDY IV

- BUILDING TYPE STUDIES -

TWO STORY - RECTILINEAR COMPACT - 41 TEACHING STATIONS - DESIGN CAP. 1025

Total Building Area	132,758 sq. ft.
Building Area per student	129 sq. ft.
Construction Cost per sq. ft.	\$ 14.40
Construction Cost per student	\$ 1,860.00
Total Construction Cost (Estimated)	\$1,910,000.00

- LIST OF FACILITIES -

FIRST FLOOR FACILITIES:

- 5 Social Studies Classrooms 768 sq. ft. ea.
- Unassigned Classroom 768 sq. ft.
- Special Assistance Lab 900 sq. ft.
- 5 English Classrooms 768 sq. ft. ea.
- Speech Classroom ... 768 sq. ft.
- Instructional Materials Center 3,960 sq. ft.
Includes dual A-V storage rooms,
sight, sound and control room.
- Little Theater Capacity 230 4,440 sq. ft.
Includes dual storage, platform (stage)
- Girls Locker and Shower Area 2,784 sq. ft.
Includes office with shower, storage,
towel room, lavatory and shower.
- Boys Physical Education Locker Room ... 2,000 sq. ft.
Includes office with shower, storage,
towels, lavatory and shower.
- Varsity Team Room 2,000 sq. ft.
Includes mud room, storage, train-
ing room, office, towels, lavatory
and showers.
- Shop & Industrial Arts 11,136 sq. ft.
Includes:
 - Drafting with office and
storage 1,536 sq. ft.
 - Wood Lab with finishing,
project, lavatory... 2,784 sq. ft.
 - Plastics Lab with Ag Lab
and small motors ... 1,536 sq. ft.
 - Metals Lab with spray
booth and office.... 2,700 sq. ft.
 - Auto Mechanics Lab with
test stand area and
parts storage..... 2,300 sq. ft.

LIST OF FACILITIES - Continued

- Arts & Crafts Lab 5,376 sq. ft.
Includes stairwells, storage, project rooms and gymnasium storage.
- Gymnasium Capacity 1800 12,768 sq. ft.
- Commons - Cafeteria 6,720 sq. ft.
- Central Office and Student Services Area 4,000 sq. ft.
Includes guidance, 2 testing rooms, health, business office, accounting office, vault, teachers lounge, 4 lavatories, office, administrators office, principals office, conference room and guidance office.
- Student Locker Area 3,650 sq. ft.
- Music Department 5,760 sq. ft.
Choral Music 1,368 sq. ft.
Instrumental Music 2,400 sq. ft.
Additional Facilities - recording, storage, ensemble, music storage, office, 5 practice rooms, general storage and instrument storage.
- Kitchen and Food Service 2,880 sq. ft.
Includes cooler, freezer, refuse, washing, dry foods storage and office.
- Home Economics Suite 3,650 sq. ft.

SECOND FLOOR FACILITIES:

- Gymnastics & Spectator Mezzanine 5,376 sq. ft.
- 2 Mathematics Classrooms 640 sq. ft. ea.
- Typing Classroom 1,280 sq. ft.
- Business Machines Lab 1,152 sq. ft.
Includes 2 supply rooms and office.
- Bookkeeping Classroom 900 sq. ft.
- Teachers Work Room 900 sq. ft.
- Advanced Math Lab 1,344 sq. ft.
Includes project room and apparatus room.
- 2 Lecture Rooms 1,024 sq. ft. ea.
- Lab Demonstration Room 1,200 sq. ft.
- Lab Preparation Room 900 sq. ft.
- Individual Study Area 2,850 sq. ft.
- Open Combination Science Laboratory 5,700 sq. ft.
- Miscellaneous Facilities:
Corridors, Mechanical Equipment, Janitors, Toilets, Stairwells, Lobbies, etc.
TOTAL USABLE AREA 132,758 sq. ft.

DESIGN COMMENTARY:

Of the three two-story, rectilinear plans presented in this section, this plan probably represents the best overall example of a balanced, functional facility. The straight lines and simplified structural system would also indicate that this would be the most economical to build. A comparison of the various room sizes will further indicate a stronger program particularly in the music, shop and physical education areas.

The Art and Crafts Laboratory includes an area of nearly 5,400 sq. ft. of open space. This area will accommodate several group activities and may well serve as two teaching stations if the operational budget will allow the improvement. Most of the storage facilities will be in the form of mobile units which can be relocated and used as area dividers. The location immediately adjacent to the shop area will also prove to be advantageous as many of the tools and materials may be shared with convenience.

The total shop facility encompasses a gross area of 11,136 sq. ft., or an area roughly equal to that of the gymnasium. All shop programs are included with the exception of a small motors laboratory which may be added without changing the total area. Since the agricultural courses are in a state of rapid change, most of the work may be accomplished in the testing lab and earth science lab. An Ag workshop, as such, will not be included in this program.

As in the preceding plan, the Domestic Science Lab is located directly adjacent to the main food preparation kitchen. There is a question as to the adequacy of size, which totals 3,650 sq. ft. With increased emphasis on vocational type training, this facility may require additional thought, however, it is larger than many similar facilities provided in schools with higher enrollments.

The locker and shower areas are very spacious and will accommodate the design enrollment plus an increase if necessary. These facilities have been located immediately adjacent to the gymnasium, but on an outside wall. In this manner, a swimming pool may be added at a later date without causing a need for duplicating the locker and shower areas, which would be very expensive. Similar to the preceding plans, the offices for the coaches have facilities for private showers, which is especially appreciated by visiting officials.

The academic area is an open concept type which can be readily changed as the changes in education and teaching methods indicate the need for revised orientation. The open laboratory area for the science activities will accommodate approximately 60-80 students at one time, and these students can be supervised by one or two laboratory technicians while engaged in individual experimentation. Separate lecture areas have been

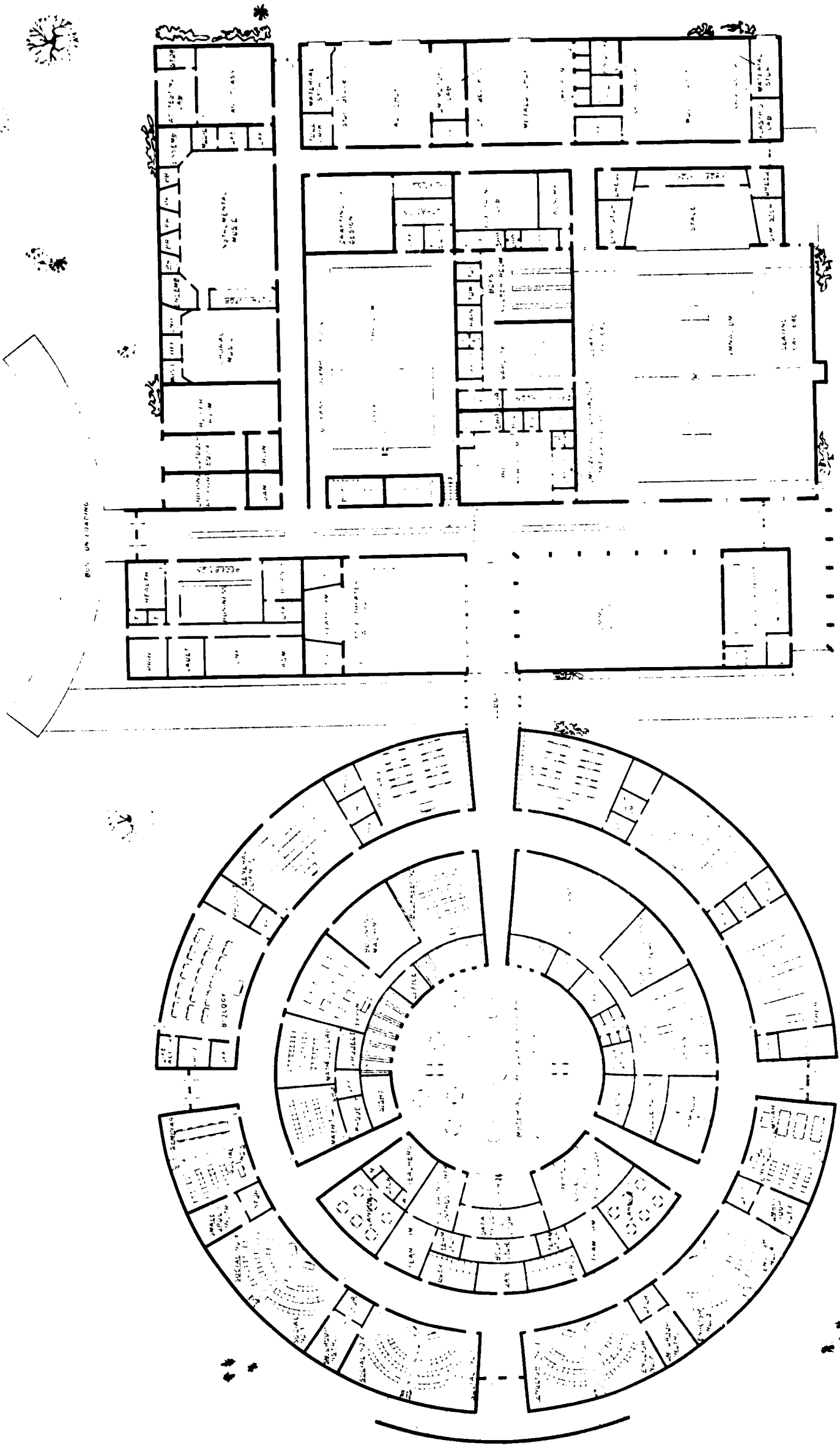
DESIGN COMMENTARY - Continued

provided, and the advanced math room may become a computer center for both science and mathematics research and advanced courses. A large individual study area has been provided to further strengthen the science-math departments and encourage individual study and research.

In the academic wing located on the first floor, we find English and Social Studies classrooms surrounding a central resource materials area and large group lecture facility. These class areas are open and immediately accessible to the resource materials. The little theater, when not in use by a large group, may be used for additional individual study facilities. A separate language laboratory area has not been included because of the current trend toward completely portable equipment. Therefore, the language lab will be self-contained and completely mobile.

Other features which give evidence to the effort to gain flexibility include moveable chalkboards, provisions for closed circuit television and provisions for complete dial-selectric programming. The number of load bearing walls has been reduced to an absolute minimum and an effort has been made to greatly reduce the number of column supports by using cantilever sections.

In total, this plan is both functional and economical, although we still experience a few of the traffic flow problems caused by stairways and intersecting corridors. Expansion possibilities are virtually unlimited and the central core facilities are adequate to accommodate an increased number of academic class areas. However, the district will probably not realize such a drastic increase in enrollment for a number of years.



TEACHING STATIONS

ACADEMIC WING 30 UNIT
 SCIENCE WING 15 UNIT
 TOTAL TEACHING STATION 45 UNIT

SPACE FOR LEARNING

ACADEMIC WING 30 UNIT
 SCIENCE WING 15 UNIT
 SWIMMING POOL 1 UNIT
 PHYS-ED MEZZANINE 1 UNIT
 TOTAL CONSTRUCTION AREA 47 UNIT

STUDY V

- BUILDING TYPE STUDIES -

SECONDARY LEARNING CENTER - CIRCLE-RECTANGLE (COMPACT) - 45 TEACHING STATIONS
DESIGN CAPACITY 1125

Total Building Area	140,000 sq. ft.
Building Area per student	125 sq. ft.
Construction Cost per sq. ft.	\$ 13.60
Construction Cost per student	\$ 1,780.00
Total Construction Cost (Estimated).	\$1,900,000.00
Plus \$100,000.00 to Complete Pool ..	\$2,000,000.00

- LIST OF FACILITIES -

ACADEMIC WING:

- 2 Social Science Suites 2,216 sq. ft. ea.
Includes four academic class areas,
small group instruction and storage.
- 2 Social Science Classrooms 620 sq. ft. ea.
- 2 English Suites 2,216 sq. ft. ea.
Includes four acadmic classrooms,
small group instruction and storage.
- 2 English Classrooms 720 sq. ft. ea.
- Biology Science Laboratory 1,920 sq. ft.
Includes life alcove, special project,
office and project supplies.
- General Science Lab 1,664 sq. ft.
Includes office, storage and project.
- 2 Art Laboratories 1,600 sq. ft. ea.
Includes office, project & storage.
- Physics Laboratory 2,050 sq. ft.
Includes office, desk room, storage,
project work room.
- Chemistry Laboratory..... 2,180 sq. ft.
Includes Office, Project work room,
storage
- Mathematics Laboratories 1,770 sq. ft.
Includes (2) classrooms, 2 project
work rooms, office
- Commercial Business Suite 3,000 sq. ft.
Includes Bookkeeping, Business
machines and Typing
- Domestic Science Laboratory 3,800 sq. ft.
Includes Office, Project work rooms,
Food science, Sewing, Fitting, House-
keeping, Lecture

ACADEMIC WING - Continued

- 2 Seminar Classrooms	320 sq. ft. ea.
- 2 Language Laboratories	580 sq. ft. ea.
- 2 Team Rooms	260 sq. ft. ea.
Includes storage	
- Closed Circuit T.V. Studio.....	960 sq. ft.
- Data Processing Lab	420 sq. ft.
- Electronics Control Programing Center	468 sq. ft.
- Materials Resource Center	10,000 sq. ft.
Includes Library Control Room, Sound Room, Sight Room, Book Stock Areas	
- Teachers Work Room	500 sq. ft.
Includes Lavatories	

VOCATIONAL, ACTIVITY WING

- Administrative and Student Services	3,500 sq. ft.
Includes Health Room, Business Office, Guid- ance, Counselor's Office, Administrator, Conference, Principal, Vault, Dual Lavatories	
- Little Theatre (Capacity 150)	3,264 sq. ft.
Includes Stage, Storage Rooms	
- Commons - Cafeteria	4,130 sq. ft.
Kitchen (Serving only).....	1,344 sq. ft.
- Mechanical Equipment Area.....	2,496 sq. ft.
Includes Shipping & Receiving, Outdoor equip- ment, Janitors closet, Incinerator Room, Boiler Room	
- Music Department	5,100 sq. ft.
Includes Instrumental Music, Choral Music, Dual offices, Ensemble(2), Instrument Storage, Uniform Storage, Music Storage, (5) Practice Rooms	
- Agriculture Class Area	1,640 sq. ft.
Includes classroom, Agriculture Testing Lab, Storage	
- Main Shop Area	10,660 sq. ft.
Includes Agriculture shop, Small motors Lab, Office, Material Storage, Tool Crib, Metals Shop, Welding, Office, Project Storage, Finishing, Wood Shop, Plastics Lab, Materials Storage, Electronics Lab, Printing Lab, Drafting and Design Lab	
- Swimming Pool	7,000 sq. ft.
Includes Dual Toilet facilities, Office, Pool equipment storage, Filtration Equipment	
- Locker and Shower Rooms	5,470 sq. ft.
Includes Boys locker, girls locker, varsity locker, (3) shower units, (2) towel rooms, (3) Lavatories, Storage, Training room, Office, Laundry	

VOCATIONAL, ACTIVITY WING - Continued

- Gymnastics and Spectators Mezzanine 5,470 sq. ft.
 - Gymnasium,..... 13,200 sq. ft.
Includes Stage, Dressing Room, Storage
 - Miscellaneous Facilities -
Corridors, Lobbies, Sanitary Facilities,
Stairwells, Storage Room, Janitors Rooms
- TOTAL BUILDING AREA 140,000 sq. ft.

DESIGN COMMENTARY:

It is recognized, by the majority of educators, that the emphasis concerning facility orientation has shifted, with the Instructional Materials Center assuming the role of primary importance. In approaching the design of this facility, it was decided to place the library - materials center in the center of the academic circle with immediate access to all class areas.

This plan includes two defined zones: The Academic "quiet" Zone and, the Physical Activity "noise" Zone. The latter area includes the cafeteria, shops, music, gymnasium, and swimming pool. In the academic area, the class areas are defined with non-load bearing walls which may be removed without causing structural problems. With increased emphasis placed on the open concept type planning, this plan offers many possibilities because of the absence of bearing walls.

Another feature of the flexibility, is the future possibility of adding a second academic wing on the opposite side of the sound area. This would increase the design enrollment to 2,000 or more students. The control core facilities in the center of the structure will accommodate this expansion with no serious crowding problems. In effect, we will then have two schools in one unit which has proven to be popular in other parts of the country. The potential is unlimited at a very favorable cost factor.

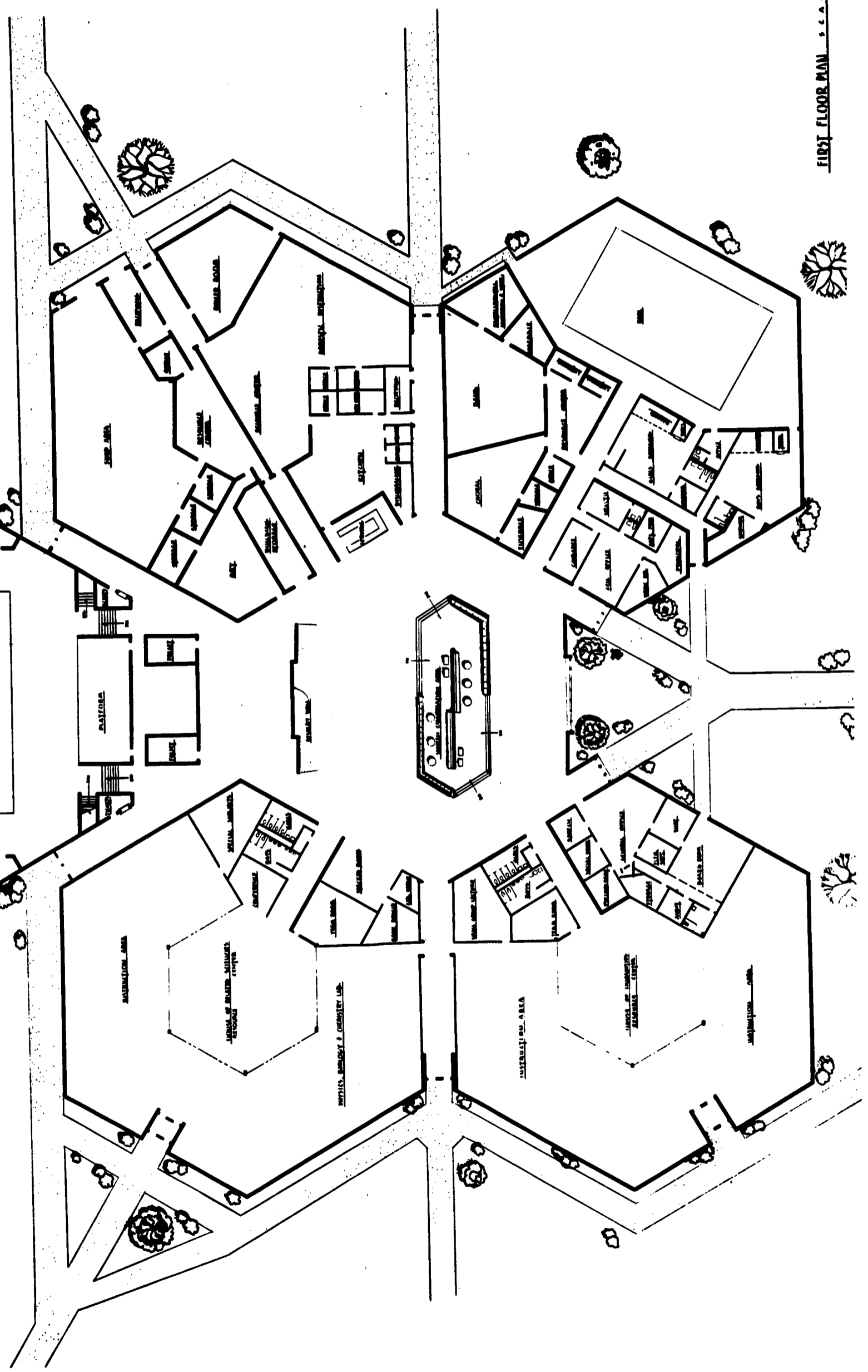
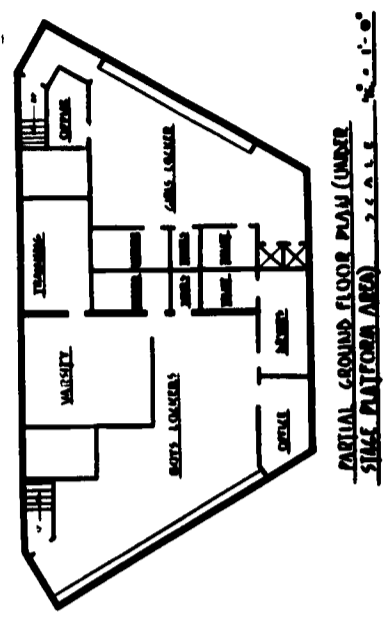
Data processing and a control electronics studio represent uncommon features to the materials center. We must recognize the fact that with increased research and lowered costs through competition, our schools will become more electronic-oriented with each passing year.

Along with the importance of flexibility in the structural system, we also have an immediate need in the mechanical installation. The use of a control air-handling system with a flexible ceiling and duct work will allow unlimited changes anytime in the future. These changes will occur largely in the academic portion and, the circular configuration becomes an important asset because of the great reduction in the number of bearing walls required.

A quick study of the space allocations for the various academic facilities will indicate the spaciousness of the various specialized laboratories. The I.M.C. for example, encompasses an area of 10,000 square feet which represents the area found in many of our high school gymnasiums.

DESIGN COMMENTARY - Continued

If the building were to be converted to the open concept with the removal of walls, classroom doors, hardware, painting, and individual room thermostats; the estimated cost could be lowered appreciably and, the functional possibilities enhanced with greater flexibility. We have estimated that this reduction will amount to at least \$1,800.00 per class unit and, if we project this figure to include all of the outer-ring facilities; the cost factor could easily total \$300,000.00. This savings could be used to buy many of the teaching tools which are too often deleted because of the high cost of the structure. In other words, the aesthetic qualities and frills to enhance the appearance of the building should not be the controlling factor.



FIRST FLOOR PLAN SCALE 1" = 10'

STUDY VI

- BUILDING TYPE STUDIES -

SECONDARY LEARNING CENTER - HEXAGONAL CENTER - 28 TEACHING STATIONS DESIGN CAPACITY 700

Total Building Area	123,000 Sq. Ft.
Building Area per Student	172 Sq. Ft.
Construction Cost per Sq. Ft.	18.20
Construction Cost per Student	\$ 3,160.00
Total Construction Cost (Estimated)...	\$ 2,238,600.00

DESIGN COMMENTARY

This plan represents one of several prepared for the Board of Education in Markesan and, although there are a number of interesting features included; the plan was abandoned for that community. There was justified concern that the voters in a conservative community would not support a plan of this nature because it is controversial. The apparent cost factor was also of concern to the Board and Citizens Committee.

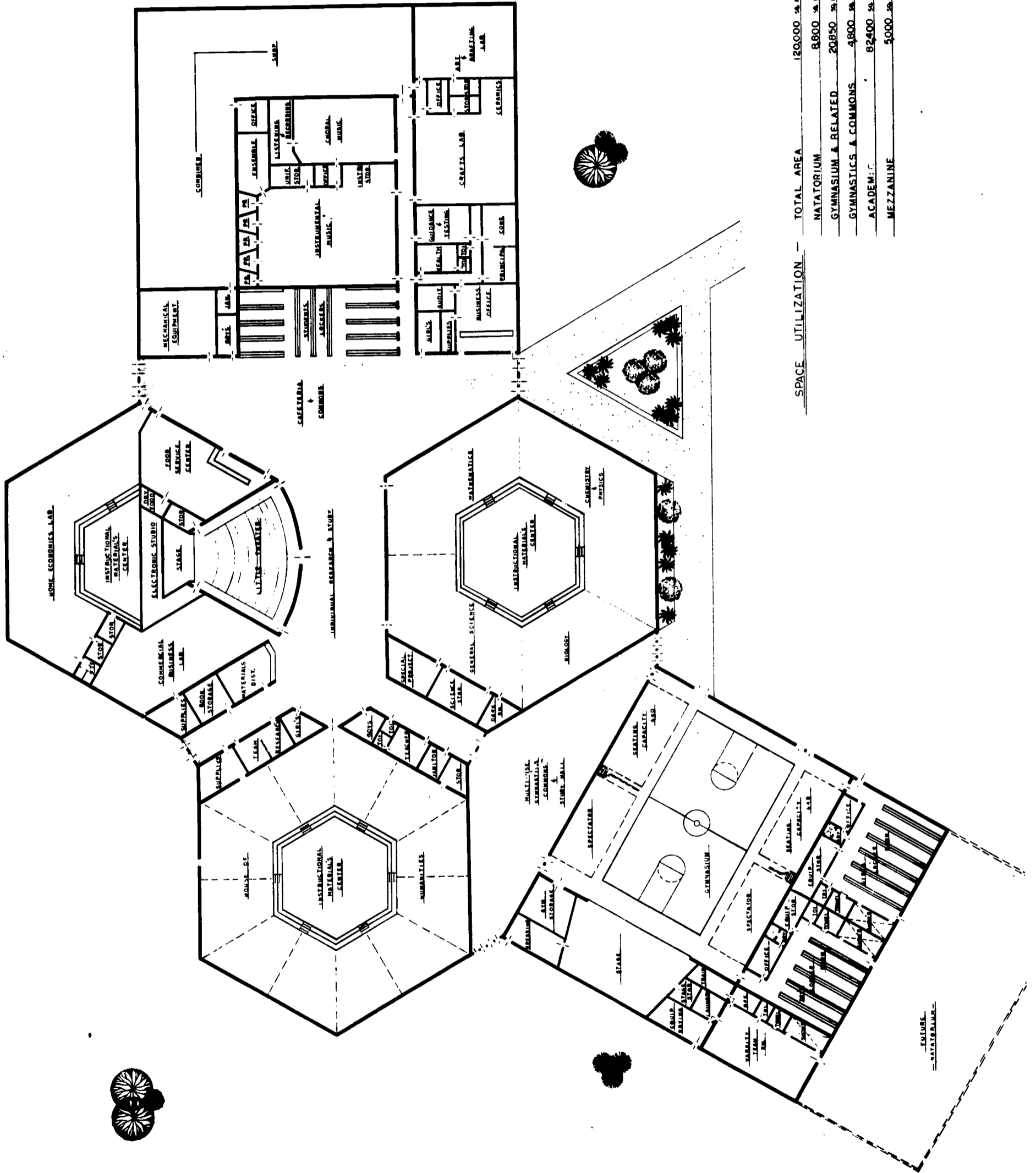
Once again, the importance of the functional materials center for individual study and research has a basic place in this design. The unusual aspect in this philosophy is indicated by the fact that specialized materials centers have been planned in Music, Shop and Home Economics areas as well as in the Science and Academic houses. This idea came from the administrator who possesses a broad knowledge of the space requirements for modified flexible scheduling and, in this instance, a Base III program. The emphasis is centered on independent and small group study with complete freedom in the use of facilities.

The independent "house" idea is indicated in the humanities and science-math centers which represents an ideal approach for the Base III. In many instances, the student will be assigned to one house for a thirteen week modal and probably program his subjects for that period of time. This will reduce the amount of student movement between houses and within each house which strengthens the function of the open concept. Distraction caused by physical activity will be held to a minimum.

Another design situation, which has increased the over-all cost of this building, relates to the isolation of the gymnasium from the swimming pool. Because of the remote location of these two facilities, it is necessary to provide two separate locker and shower facilities. In most of our designs, we attempt to locate the gym and pool together with one set of locker and shower facilities to serve both facilities. The location of a gymnastics - multi-use mezzanine above the locker rooms also represents a definite advantage which is not possible with this plan.

DESIGN COMMENTARY - Continued

There is no question about the increased cost of the pod-design and particularly with this plan. Although the estimate of \$18.20 per square foot is only slightly above the average for the State; it is considerably higher than the other plans presented in this publication.



SPACE UTILIZATION —

	TOTAL AREA	120,000 sq. ft.
NATATORIUM	8,800	sq. ft.
GYMNASIUM & RELATED	20,850	sq. ft.
GYMNASIUMS & COMMONS	4,800	sq. ft.
ACADEMIC	82,400	sq. ft.
MEZZANINE	5,000	sq. ft.

STUDY VII

- BUILDING TYPE STUDIES -

SECONDARY LEARNING CENTER - POD CLUSTER - 32 TEACHING STATIONS
DESIGN CAPACITY 800

Total Building Area	120,000 Sq. Ft.
Building Area per Student	150 Sq. Ft.
Construction Cost per Sq. Ft.	\$ 14.80
Construction Cost per Student	\$ 2,230.00
Total Construction Cost (Estimated).....	\$ 1,780,000.00

- LIST OF FACILITIES -

- Academic House:	
12 Academic Class Areas	760 Sq. Ft. Ea.
Instructional Materials Center	2,650 Sq. Ft.
- Science House:	
4 Mathematics Class Areas	600 Sq. Ft. Ea.
Chemistry and Physics Laboratory.....	3,000 Sq. Ft.
Biology and Earth Science	1,500 Sq. Ft.
General Science Lab	2,310 Sq. Ft.
Instructional Materials Center	2,650 Sq. Ft.
- Home Economics Lab	3,600 Sq. Ft.
- Little Theatre	3,600 Sq. Ft.
Includes Electronics Studio, Stage, Storage	
- Commercial Business Lab	2,300 Sq. Ft.
- Combined Shop Area	11,000 Sq. Ft.
Includes Drafting Classroom, Office, Storage	
- Crafts Laboratory	2,460 Sq. Ft.
- Music Suite	6,000 Sq. Ft.
Includes Instrumental Music, Choral Music, (5) Practice Rooms, Ensemble, Offices, Storage, Etc.	
- Cafeteria - Commons	5,600 Sq. Ft.
- Individual Study and Research	4,500 Sq. Ft.
- Multi-use Gymnastics, Commons	4,800 Sq. Ft.
- Gymnasium, Locker, Showers, Offices, Mezzanine, Etc.....	25,000 Sq. Ft.
- Miscellaneous Facilities	
Includes Lavatories, Kitchen, Teachers Rooms, Miscellaneous Storage, Mechanical Equipment, Etc.	
TOTAL BUILDING AREA	120,000 Sq. Ft.

DESIGN COMMENTARY:

In a continued study of the planning process in Markesan, we were forced to reduce the cost factor by a considerable margin. Reductions were made in the size of the building and the basic orientation is simplified to reduce the total budget. Actually, the number of teaching stations increased through a more functional use of space. The hexagonal shapes were deleted in favor of rectilinear areas in the gymnasium and shop locations.

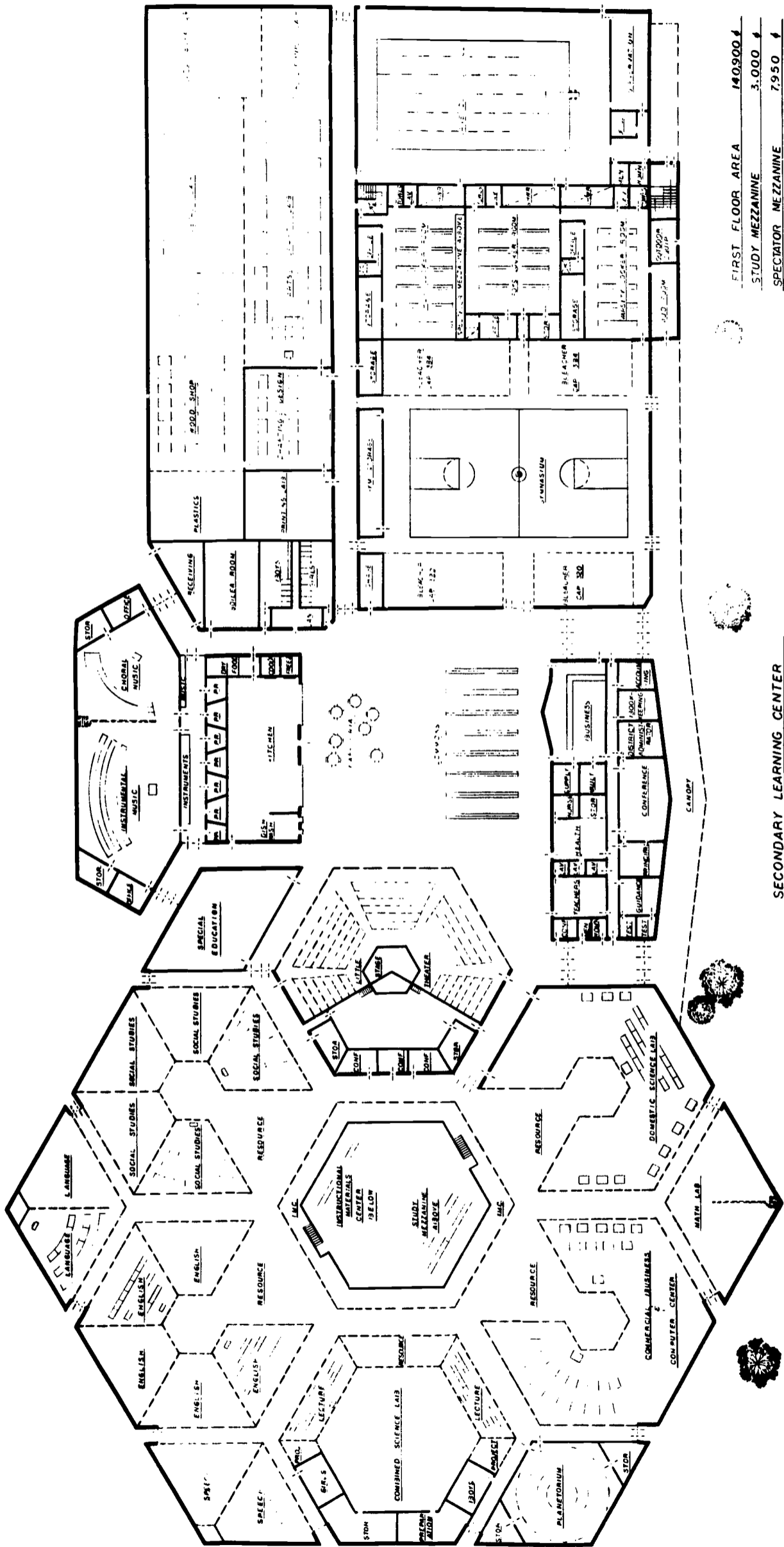
In this plan many of the individual materials research areas were eliminated and the teaching spaces increased. Irregular shaped classrooms and auxiliary rooms were redesigned to provide functional areas more adaptable to future change. All of these modifications resulted in a simplification of the structural and mechanical systems thus lowering the cost.

The "House" concept is maintained in three hexagonal pods, all of which include individual materials centers oriented to that particular house. In addition, a large area is provided to allow the student to leave the house for general individual study and research. This facility can be compared to a central library in a conventional school.

Another change involves the gymnastics, commons, study area provided immediately adjacent to the gymnasium. This area may be used for a number of purposes, but it is primarily oriented for physical activities. It will also serve as a milling area for the general public during athletic events. The entire philosophy is to provide many open space areas which can serve a number of functions and thus gain economy thru multi-use.

It becomes obvious, in the academic areas, that the hexagonal pod affords the same opportunity for symmetry as experienced with the circle. The I.M.C. is equally accessible from all of the class areas and this facility becomes the apex or focal point of each house. Expansion of the total building becomes no problem as the specialized areas, such as the gymnasium and shops, are not locked in by surrounding facilities. The academic areas may be increased with additional hexagonal pods to ultimately increase the cluster.

Here again, separate student locker areas have been provided in the immediate proximity of the main entrances to reduce the noise and decrease maintenance costs. The basic educational philosophy involves modular scheduling through use of the Base III. Therefore, the "House" or "Pod" design gains greater significance in the planning.



FIRST FLOOR AREA	140,900
STUDY MEZZANINE	3,000
SPECTATOR MEZZANINE	7,950
TOTAL AREA	151,850

SECONDARY LEARNING CENTER

WINNECONNE, WISCONSIN

SCALE: 1/8" = 10'

STUDY VIII

- BUILDING TYPE STUDIES -

SECONDARY LEARNING CENTER - HEXAGON - RECTANGLE - 44 TEACHING STATIONS
DESIGN CAPACITY 1100

Total Building Area	151,850 Sq. Ft.
Building Area per Student	144 Sq. Ft.
Construction Cost per Sq. Ft.	\$ 13.00
Construction Cost per Student	\$ 1,970.00
Total Construction Cost (Estimated)	\$ 1,970,000.00

- LIST OF FACILITIES -

<u>ACADEMIC WING</u>	60,000 Sq. Ft.
- Mathematics Class Areas (2 units)	2,000 Sq. Ft.
- Planetarium, dual storage rooms	2,000 Sq. Ft.
- Speech (2 units)	2,000 Sq. Ft.
- Language Laboratories (2 units)	2,000 Sq. Ft.
- Science Laboratory	5,500 Sq. Ft.
(Lab units for 90 Students)	
Includes Lecture, Resource, Lavatories, Preparation, Storage	
- English Cluster (5 Class Areas)	5,500 Sq. Ft.
Includes Resource, Storage	
- Social Studies (5 Class Areas)	5,500 Sq. Ft.
Includes Resource center, Storage	
- Commercial Business and Computer Center	5,500 Sq. Ft.
- Domestic Science	5,500 Sq. Ft.
Includes Resource Area	
- Instructional Materials Center	5,000 Sq. Ft.
(First Floor Level)	
- Instructional Materials Center	3,400 Sq. Ft.
(Mezzanine Level)	
- Little Theatre (Capacity 260).....	5,000 Sq. Ft.
Includes Electronics Center, Storage, Conference Rooms, Stage	
- Special Education	2,000 Sq. Ft.
<u>VOCATIONAL WING - PHYSICAL</u>	46,400 Sq. Ft.
- Gymnasium (Seating Capacity 1300 on Main Floor)	12,000 Sq. Ft.
Includes 3 Storage Areas	
- Locker and Shower Rooms	7,600 Sq. Ft.
- Olympic Size Swimming Pool	7,900 Sq. Ft.
Includes Dual Lavatories, Office, Observation Room	
- Gymnastics - Spectators Mezzanine	7,950 Sq. Ft.

VOCATIONAL WING - PHYSICAL - Continued

- Shops, Art, Labs	15,000 Sq. Ft.
Includes Plastics, Painting Lab, Drafting, Woods, Metals, Auto Mechanics, Electronics Lab	
- Music Department	5,800 Sq. Ft.
Includes Instrumental, Choral, Dual Offices, Storage, Instrument Storage, (7) Practice Rooms	
- Miscellaneous Facilities -	
Kitchen	2,160 Sq. Ft.
Cafeteria - Commons	10,000 Sq. Ft.
Administration - Student Services	5,200 Sq. Ft.
TOTAL BUILDING AREA	151,850 Sq. Ft.

DESIGN COMMENTARY :

The following three plans represent several of the design solutions offered to the Winneconne District to solve their problem of over-crowded high school facilities. Once again, the cost factor is of extreme importance and, the three plan process indicates the sequence of planning revisions and cost reductions deemed necessary because of an unsuccessful referendum. The plan under consideration in this section represents the design submitted to the electorate and that which ultimately failed.

In the previous discussions, the need for flexibility, economy and function have been emphasized and evaluated yet, none of the plans represent the ultimate solution. This plan nearly approaches the total open concept as related to the high school curriculum. The academic and vocational training areas are virtually wall and column free through the use of economical long span framing.

The academic wing represented by the hexagonal shape encompasses an area of 60,000 square feet with no load bearing walls. The roof area is supported by twelve (12) structural columns with no other physical supports. The dotted lines indicating class areas are area designations only and do not represent division walls of any type. All sight and sound separations are achieved through the use of moveable chalkboards and tackboards mounted on heavy casters. Our main purpose is to provide adequate open space which can be completely revised many times in the future. The open plan allows this change without the usual inherent expense associated with the conventional building.

When considering individual areas, the science program is of particular interest in that all science tables and work areas are open to the remainder of the school. Our laboratory equipment can easily accommodate 90 students at a single session and duplication of equipment is not necessary because there are no separate class areas. Even the storage units have been designed on casters and storage rooms, as such, have been eliminated. Costs have been lowered because of the concentration of the utilities required within this area. Sketches of the science lay-out are available upon request.

DESIGN COMMENTARY - Continued

Many of the advantages offered in the science department can also be found in both the home economics and commercial departments and the main strength is more than adequate space. These areas are not restricted and can experience complete change of utilization without expense. Both of these departments have specialized materials centers that open directly into the main library and individual research area, located in the apex of the hexagon. The social studies and english areas also have their own resource centers with specialized study material oriented to these courses.

The effort to centralize the main library - materials center has been accomplished in this plan. This area, when combined with the teacher-student mezzanine, located in the immediate center of the academic wing, yields approximately 8,400 square feet. This area does not include the space allocated for specialized materials and, if we include these facilities we have a total IMC space of nearly 12,000 square feet. There should be little doubt as to the importance of the IMC - library.

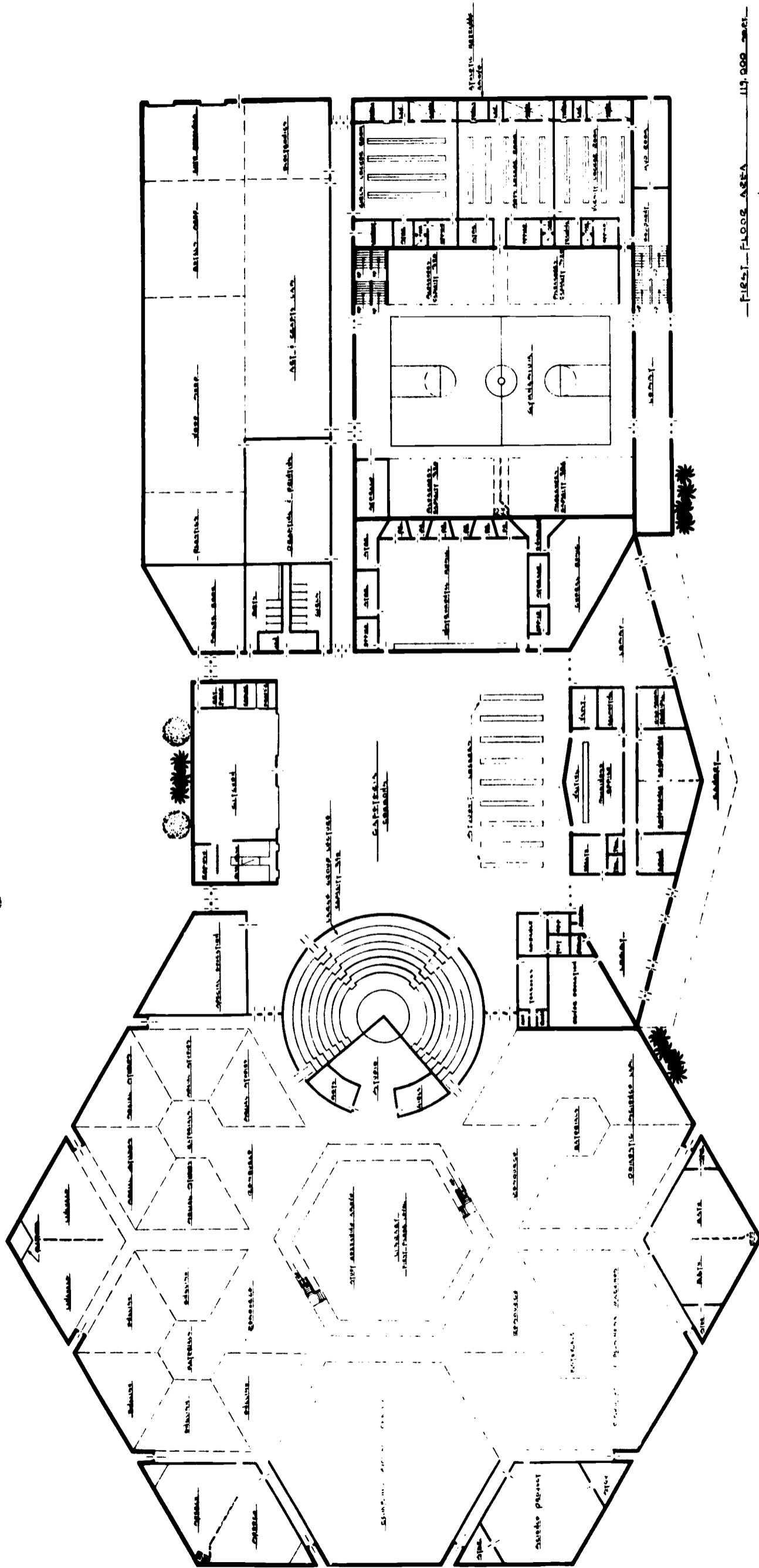
Another unusual feature of this design is evidenced in the vocational training area, where walls have been eliminated and all of the shop areas flow into a common space. The art and crafts area is directly associated with the plastics, woods, metals and printing shops, thus allowing complete freedom of movement for all students. Another advantage of this open orientation is the ability to share tools and specialized equipment between all of the areas. Since all areas involve higher noise levels than experienced in the academic portion, it was not necessary to provide buffer zones. This open space design will allow open laboratory activities with a minimum of teacher supervision particularly where long-term projects are in progress.

The music department is located in a removed position from the remainder of the school in a separate pod. This location and the increased cost may be questioned, however, there are several advantages. Immediate accessibility to the athletic field for outside drill and the complete isolation of sound represent two advantages. Another feature involves the location of the instrument storage and practice rooms accessible through a separate corridor. In this feature, the student can secure his instrument and use the practice rooms without entering the main music areas. This feature will prevent disrupting the large group class, yet allow full use of the practice rooms.

As indicated in earlier discussions, the advantage of a separate locker area for students to decrease noise problems and lower maintenance costs has been considered in this plan. Since the entire academic wing will require carpeting, it is advantageous to keep the locker area immediately adjacent to the main entrances. By increasing the fresh air ventilation in the cafeteria - commons area, we also take care of the odor problem caused by wet clothing. through the use of open locker areas with private cubicles, this ventilation will be particularly effective.

DESIGN COMMENTARY - Continued

Although this facility is designed primarily for Flexible Modular Scheduling, there is no reason to limit the facility to that type of programing. It is difficult to effectively use a closed-classroom concept for flexible scheduling, but an open plan does not present a problem for any type of scheduling presently employed in education. The possibility for future change and flexibility is virtually unlimited. The cost factor represents another side advantage of the open concept and, approximately \$2.00 per square foot can be added if the same facilities are provided in a closed plan.



FIRST FLOOR AREA 119,000 SQ. FT.
 STUDY MEZZANINE AREA 2,500 SQ. FT.
 ATHLETIC MEZZANINE AREA 4,700 SQ. FT.
 TOTAL AREA 126,200 SQ. FT.

SECONDARY
 LEARNING-CENTER

STUDY IX

- BUILDING TYPE STUDIES -

SECONDARY LEARNING CENTER - HEXAGONAL - RECTILINEAR - 43 TEACHING STATIONS
DESIGN CAPACITY 1075

Total Building Area	129,100 Sq. Ft.
Building Area per Student	120 Sq. Ft.
Construction Cost per Sq. Ft.	13.40
Construction Cost per Student	\$ 1,600.00
Total Construction Cost (Estimated).....	\$ 1,730,000.00

- LIST OF FACILITIES -

<u>ACADEMIC WING</u>	55,000 Sq. Ft.
- Mathematics Class Areas (2 units)	1,800 Sq. Ft.
- Science Project Class	1,800 Sq. Ft.
- Speech (2 units)	1,800 Sq. Ft.
- Language Laboratories (2 units).....	1,800 Sq. Ft.
- Science Laboratory	5,000 Sq. Ft.
(Lab units for 80 Students)	
Includes Lecture Areas, Lavatories, Storage, Preparations, Etc.	
- English Cluster (5 class areas)	5,000 Sq. Ft.
Includes Resource Area, Storage	
- Social Studies (5 class areas)	5,000 Sq. Ft.
Includes Resource Area, Storage	
- Commercial Business - Computer Center	5,000 Sq. Ft.
Includes Resource Area	
- Domestic Science	5,000 Sq. Ft.
Includes Resource Area	
- Instructional Materials Center	5,000 Sq. Ft.
(First Floor Level)	
- Instructional Materials Center	3,200 Sq. Ft.
(Mezzanine Level)	
- Little Theatre (Capacity 300)	5,000 Sq. Ft.
Includes Electronics Studio, Stage, Lavatories	
- Special Education	1,220 Sq. Ft.
- Drivers Education	720 Sq. Ft.

LIST OF FACILITIES - Continued

<u>VOCATIONAL TRAINING WING - PHYSICAL ACTIVITIES</u>	48,500 Sq. Ft.
- Gymnasium (Seating Capacity on Main Floor - 1350) Includes Lobby, Storage, Stairwell	12,480 Sq. Ft.
- Shop - Art Area Includes Plastics, Woods, Metals, Auto Mechanics, Electronics, Drafting and Printing, Art, Crafts, Etc.	13,000 Sq. Ft.
- Locker and Shower Areas	7,000 Sq. Ft.
- Athletic Mezzanine..... (Gymnastics and spectators)	6,700 Sq. Ft.
- Music Department Includes Instrumental, Choral, Storage, Offices, (6) Practice Rooms, Ensemble, Instrument Storage	4,750 Sq. Ft.
- Miscellaneous Facilities -	
Kitchen with Dry Food Storage	2,432 Sq. Ft.
Cafeteria - Commons	10,800 Sq. Ft.
Administration - Student Services	3,312 Sq. Ft.
TOTAL BUILDING AREA	129,100 Sq. Ft.

DESIGN COMMENTARY:

Following the defeat of the initial referendum in Winneconne, it was determined that the bond issue would not be accepted in the amount of \$2,500,000.00 and cuts would have to be made. The swimming pool was the largest total facility eliminated and, this deletion also resulted in a reduction of the total area allocated for the shops and art department.

Basically, the function has remained similar to that in the proceeding plan and although the swimming pool was eliminated, the locker and shower facilities will allow the addition of the pool at a future date if approved by the electorate. The gymnastics - spectator mezzanine has remained in the plan and this facility will serve the gymnasium with knock-out walls provided to serve what may become the swimming pool area in the future. The mezzanine will also be utilized as a third physical education facility which should be required for the ultimate enrollment of 1075 students.

Another change which may not improve the function, but will lower the cost, is the relocation of the music facility. The practice rooms are no longer independent of the main music rooms, therefore, the utilization of these rooms may be restricted. In addition, the total space allotted to the music department has been reduced to a minimum for the projected enrollment. The location should not present a problem because it is located in an area of higher noise level - ie. the gymnasium, shops and cafeteria - commons areas are not quiet zones. Accessibility to the outside is quite functional and movement of music students will have no affect on the students in the academic areas.

DESIGN COMMENTARY - Continued

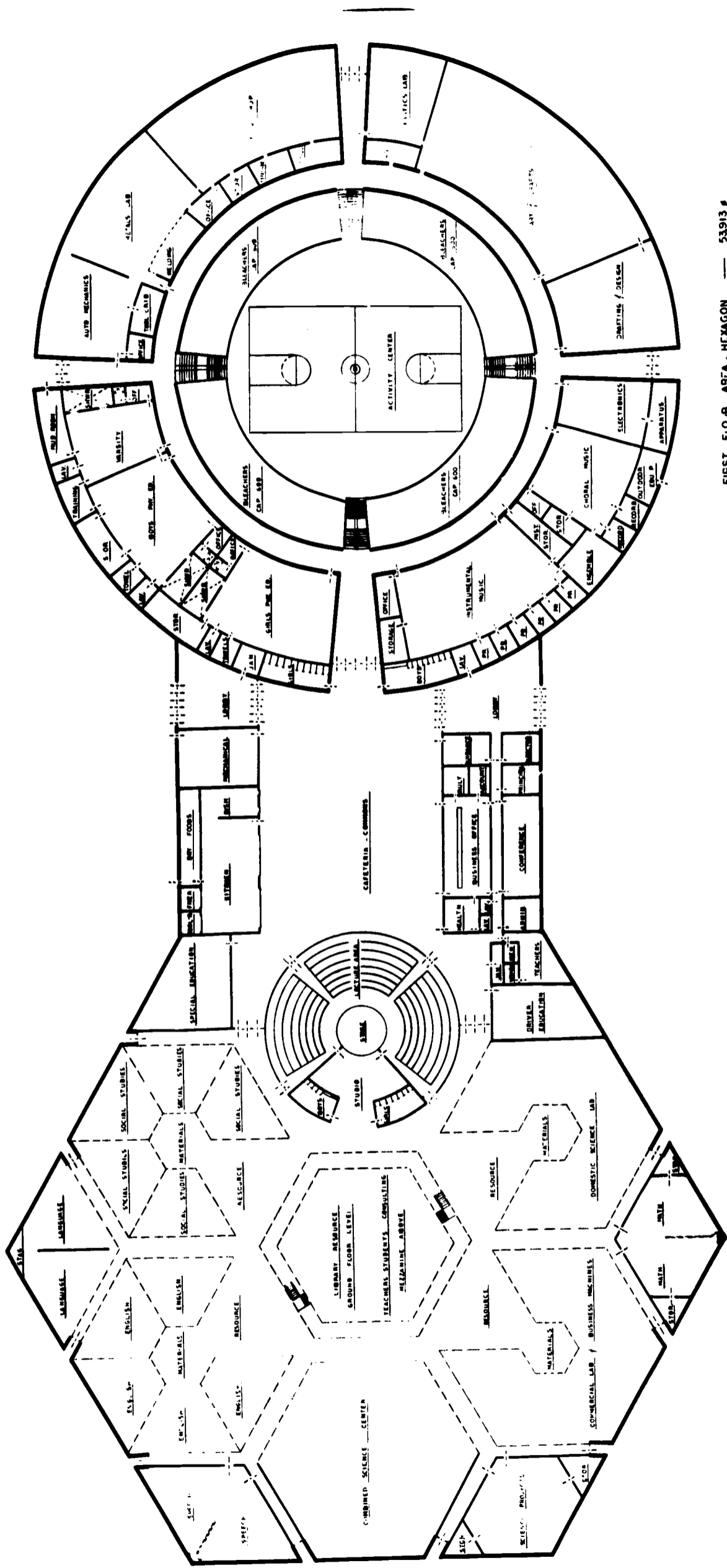
Although the academic area has been reduced by 5,000 square feet, the facility will function nearly as well as in the preceding plan. One revision which became necessary involves the shape of the Little Theatre. We cannot seat the students as efficiently in the Hexagonal theatre as compared to the Semi-circle. It will not be quite as easy to sub-divide for multi-group activities but this function would not occur very often and, we decided to accept this fact.

Another point of controversy occurred over the inclusion of an area designated as a Planatorium and, because of the reaction of the electorate; we changed the label. We found similar problems with terms such as: Instructional Materials Center, Olympic Swimming Pool, Little Theatre, Etc. As a result we have reverted back to terms such as: Lecture area, Library, Etc. and we make no reference to "Olympic" in describing swimming pools. We may not appear to be modern in our terminology, but we would rather accept the criticism if it means a successful referendum. The average voter is not prepared, nor is he receptive, to some of our modern terminology.

In the previous plan we encountered a few structural problems because of the irregular shape of the academic wing. The hexagon was not quite complete and the area around the front entrances was not symmetrical and therefore, presented a cost problem which we were determined to correct. This plan represents an improvement and the hexagon is complete thus lowering the cost of the structural system.

Up to this point, we have not discussed the advantages of the open concept in terms of construction time and reduction of time loss due to inclement weather. With the deletion of virtually all of the bearing walls and columns, it is apparent that the roof structure may be erected at a much faster pace than as compared to the conventional structure. This will allow the contractor to enclose the building at an earlier date and, with our four-season climate, this is of particular importance. The bids will be lower and man-hour of labor less which have a positive effect on a restricted budget. The elimination of walls, doors, hardware, painting, thermostats, etc. will, most certainly, have a similar effect.

Many of the functional aspects of this plan have already been discussed in the preceding section and, the points mentioned pertain to the plan as well. The third design solution to the Winneconne planning effort represents a completely different approach in the physical activity area.



FIRST FLOOR AREA - HEXAGON — 53,913 #
 FIRST FLOOR AREA - CIRCLE — 52,252 #
 COMMONS AREA — 14,016 #
 MEZZANINE AREA — 3,400 #
 TOTAL AREA — 124,581 #

SECONDARY LEARNING CENTER
 WINNECONNE, WISCONSIN
 SCALE: 1/8" = 1'-0"

STUDY X

- BUILDING TYPE STUDIES -

SECONDARY LEARNING CENTER - HEXAGONAL - CIRCULAR - 43 TEACHING STATIONS
DESIGN CAPACITY 1075

Total Building Area	124,550 Sq. Ft.
Building Area per Student	116 Sq. Ft.
Construction Cost per Sq. Ft.....	12.80
Construction Cost per Student	\$ 1,485.00
Total Construction Cost (Estimated)...	\$ 1,596,000.00

- LIST OF FACILITIES -

ACADEMIC WING

- Mathematics Class Area (2 units)	53,900 Sq. Ft.
- Science Project Class	1,750 Sq. Ft.
- Speech (2 units)	1,750 Sq. Ft.
- Language Laboratory (2 units)	1,750 Sq. Ft.
- Science Laboratory	4,940 Sq. Ft.
(Lab stations for 80 Students)	
Includes Lecture Areas, Lavatories, Storage, Etc.	
- English Cluster (5 class areas)	4,940 Sq. Ft.
Includes Resource Area, Storage, Etc.	
- Social Studies (5 class areas)	4,940 Sq. Ft.
Includes Resource Area, Storage, Etc.	
- Commercial Business - Computer Center ...	4,940 Sq. Ft.
Includes Resource Area	
- Domestic Science	4,940 Sq. Ft.
Includes Resource Area	
- Instructional Materials Center	4,940 Sq. Ft.
(First Floor Level)	
- Instructional Materials Center	3,060 Sq. Ft.
(Mezzanine Level)	
- Little Theatre	4,700 Sq. Ft.
(Capacity 280 Students)	
Includes Electronics Studio, Storage, Lavatories	
- Special Education	1,200 Sq. Ft.
- Driver Education	840 Sq. Ft.

LIST OF FACILITIES - Continued

<u>VOCATIONAL TRAINING WING - PHYSICAL ACTIVITIES</u>		52,250 Sq. Ft.
- Gymnasium	(Seating Capacity - 2,400 Spectators)	16,200 Sq. Ft.
- Locker and Shower Areas		7,800 Sq. Ft.
- Shops, Art, Drafting, Etc.	Includes Auto Mechanics, Metals, Woods, Plastics, Art, Drafting, Electronics	16,800 Sq. Ft.
- Music Department	Includes Instrumental, Choral, (6) Practice Rooms, Instrument Storage, Offices, Ensemble, (2) Recording Rooms, Outdoor Equipment, Etc.	7,800 Sq. Ft.
- Miscellaneous Facilities -		
Kitchen, Dry Foods, Dish Wash		1,972 Sq. Ft.
Cafeteria - Commons		7,100 Sq. Ft.
Administration - Student Services		3,200 Sq. Ft.
TOTAL USABLE AREA		124,550 Sq. Ft.

DESIGN COMMENTARY:

The third and final proposal for a high school designed to educate 1075 students presents a hexagonal academic unit coupled to a circular physical activity - vocational unit with the result - a reduction in the total square footage and the total cost. A fast comparison between this plan and the preceding plan clearly indicates that although the total area is less in this plan, the circular plan has actually increased the amount of usable area. This is particularly true of the shop areas which have increased considerably.

The shop areas must be more defined because they are no longer located in a compact area with the art room. This will reduce the functional quality somewhat as the total area will be more difficult to supervise, and materials will not be as readily available for shared use. Accessibility, from both the interior and exterior, is excellent in this plan.

It is planned to recess the gymnasium floor level so that the top of the bleachers are on the same level as the service corridor. In this manner, the bleachers can be loaded from the corridor which is particularly convenient for women and elderly spectators. Direct exits may be provided at ground level directly under the perimeter shop areas and permanent stairways can be included at the four exit locations. The seating capacity and arrangement of the circular gymnasium is of particular advantage in that, with a capacity of 2,400 spectators; there are no bad seats for the spectators. Another definite advantage is the possibility of programming theatre-in-the-round productions for the entire community. We not only gain an excellent gymnasium, but we also have a fine theatre and auditorium for a minimum cost.

DESIGN COMMENTARY - Continued

Although not specifically indicated, it would be quite economical to excavate the periphery of the shop area to provide an unassigned "E" space which can be completely finished at a nominal cost. In the meantime, this "E" space can be used as a work area, rifle range, storage space, large crafts area, outdoor storage and any other purpose to enhance the educational advantages to the student. Obviously the possibilities are unlimited and the space valuable in function but not in cost.

Exhaustive studies have indicated that both the circular area and the hexagonal wing will be very economical to frame, and the economy also applies to the mechanical and electrical work because of the symmetry of both sections. Both areas will have less wall area as compared to the square units of equal floor area. In the circle the wings will be approximately 14.8%, and in the hexagonal portion the reduction will be approximately 7.2% which is illustrated earlier in this booklet. Not only the exterior wall area is reduced but also the footings, foundation walls, roof fascia, roof soffit, heat loss, etc. When all of these savings are totalled, the result clearly gives proof to the claim of economy. More people recognize this logic and, whereas the circle was condemned several years ago; now the acceptance has been extremely favorable.

A feature of all the plans included in this text is the design of sloping roof areas which pitch and drain directly to the exterior. Most districts have at least one or two schools with flat roof areas which are nearly impossible to drain - and expensive to maintain. We have found that with a proper design, it is not difficult to acquire a ten year blanket guarantee from a competent roofing contractor. This coupled with annual inspections for a period of ten years will prevent any great problems and subsequent expense to the owner. This statement is not valid with flat roof construction.

The academic area and the function of that area has been well explained in the preceding commentaries, and we are quite satisfied with the space allocations. If the hexagon is reduced below 50,000 square feet the function will be completely changed and the current class configurations will not be possible. This fact must be recognized by the ill-advised designer that attempts space reduction beyond that point. It would be wise to turn to the circle, square or rectangle if further space reductions are deemed necessary.

In reducing the area of the cafeteria - commons area, the space allocated for the main entrances has also been limited but not to a serious degree. One point of concern however, is the deletion of the separate locker area for the students. This can pose a problem and should be thoroughly evaluated prior to permanently eliminating this space. Wall lockers may be located in the physical education wing corridor but this area becomes quite removed from the academic wing. Lockers may also be included in the resource areas but here again noise and maintenance costs become a problem. The ideal solution must be to locate the lockers in the immediate proximity of the main entrances.

DESIGN COMMENTARY - Continued

A proposed budget of \$12.80 per square foot for construction purposes represents an extremely attractive cost figure. This budget is not only possible - with proper planning, the budget is probable. There will be many doubters because of the inflationary spiral, but our study has been detailed and we are certain that it can be done. Winneconne may well serve as the proof of these statements as the program develops to reality.