

R E P O R T R E S U M E S

ED 020 214

UD 004 643

SUMMARY OF THE 1966 ARKANSAS SCHOOL ENUMERATION REPORT.
(TITLE SUPPLIED).

ARKANSAS STATE DEPT. OF EDUCATION, LITTLE ROCK

PUB DATE 66

EDRS PRICE MF-\$0.25 HC-\$0.44 9P.

DESCRIPTORS- *RACIAL COMPOSITION, *SCHOOL INTEGRATION,
*FEDERAL PROGRAMS, *DISADVANTAGED YOUTH, SCHOOL SEGREGATION,
FEDERAL LAWS, BIRACIAL SCHOOLS, SCHOOL DISTRICTS, COUNTY
SCHOOL SYSTEMS, GRAPHS, PROGRAM BUDGETING, SUMMER PROGRAMS,
COMPENSATORY EDUCATION PROGRAMS, SOUTHERN STATES, DATA,
ARKANSAS, ESEA TITLE 1, CIVIL RIGHTS ACT OF 1964 TITLE 6

THIS DOCUMENT CONTAINS A SUMMARY OF THE 1966 ARKANSAS
SCHOOL ENUMERATION REPORT REQUIRED BY TITLE VI OF THE CIVIL
RIGHTS ACT. IT REVEALS THAT OF A TOTAL OF 395 DISTRICTS THERE
ARE 218 BIRACIAL, 171 ALL-WHITE, AND SIX ALL-NEGRO SYSTEMS.
THE PERCENTAGES OF STUDENTS IN EACH OF THESE GROUPS IN THE
SCHOOL DISTRICTS IN EACH COUNTY ARE LISTED. ALSO INCLUDED IN
THE DOCUMENT ARE GRAPHS ILLUSTRATING THE ELEMENTARY AND
SECONDARY EDUCATION ACT TITLE I, ALLOCATIONS, NUMBER OF
SALARIED PERSONNEL APPLIED FOR, AND BUDGETS FOR VARIOUS
CATEGORIES OF APPROVED PROJECTS. A PRESS RELEASE DESCRIBES
TITLE I SUMMER PROGRAMS. (NH)

Federal Programs
State Department of Education

THIS DOCUMENT HAS BEEN REPRODUCED EXACTLY AS RECEIVED FROM THE
PERSON OR ORGANIZATION ORIGINATING IT. POINTS OF VIEW OR OPINION
STATED DO NOT NECESSARILY REPRESENT OFFICIAL OFFICE OF EDUCATION
POSITION OR POLICY.

S U M M A R Y
OF
THE 1966 ARKANSAS SCHOOL ENUMERATION REPORT

According to the 1966 School Enumeration Report the racial com-
position of Arkansas School Districts is as follows:

Bi-racial Districts	--	218
All-white Districts	--	171
All-Negro Districts	--	6
TOTAL		<u>395</u>

Bi-racial districts with:

**	Single system (grades 1-12)	--	86
(E) **	Single system for elementary, but operate no high school	--	4
*	Single system for high school, only	--	17
	Dual system (grades 1-12)	--	108
	Dual system for elementary, but operates no high school	--	3
	TOTAL	--	218

In the attached list of the bi-racial districts the following
codes are used:

* High school only is totally integrated

** All schools are totally integrated

E The district does not operate a high school (may operate Jr. High)

ED020214

UD 004 643

ARKANSAS SCHOOL DISTRICTS

WITH DUAL SYSTEMS

	<u>% Negro</u>		<u>% Negro</u>
<u>ARKANSAS COUNTY</u>		<u>CLEVELAND COUNTY</u>	
* DeWitt	20%	** Kingsland	29.7%
Stuttgart	35%	** New Edinburg	43%
* St. Charles	52%	** Rison	33.6%
** Gillett	18.5%	** Woodlawn	5%
<u>ASHLEY COUNTY</u>		<u>COLUMBIA COUNTY</u>	
Crossett	30%	Emerson	62.6%
Fountain Hill	27.9%	Magnolia	37.9%
Hamburg	31.8%	McNeil	65%
Parkdale	82%	* Taylor	34%
Portland	71.7%	** Village	53.6%
Wilmet	75.7%	Waldo	57%
<u>BENTON COUNTY</u>		<u>CONWAY COUNTY</u>	
** Bentonville	4.2%	** Morrilton	13.9%
<u>BRADLEY COUNTY</u>		** Nemo Vista	4%
Hermitage	48%	** Plumerville	38%
Warren	42%	County District	51%
** County Dist.	45.8%	<u>CRAIGHEAD COUNTY</u>	
<u>CALHOUN COUNTY</u>		** Bay-Brown	18%
** Hampton	43.7%	** Jonesboro	10%
Thornton	60.5%	<u>CRAWFORD COUNTY</u>	
<u>CHICOT COUNTY</u>		** Alma	2%
Dermott	60%	** Van Buren	1%
Eudora	65%	<u>CRITTENDEN COUNTY</u>	
Lake Village	55%	Earle	69%
(E) ** County District	26%	Crawfordsville	81%
<u>CLARK COUNTY</u>		Marion	59%
Arkadelphia	32.5%	West Memphis	51%
Gurdon	39.6%	Turrell	66%
Okolona	63%		

<u>CROSS COUNTY</u>	<u>% Negro</u>
** County District #7	15%
Wynne	32%
Parkin	58.6%

<u>DALLAS COUNTY</u>	<u>% Negro</u>
** Carthage	62.6%
Fordyce	46%
Sparkman	53.7%

<u>DESHA COUNTY</u>	<u>% Negro</u>
Arkansas City (E)	58%
Desha Central	51%
Desha-Drew	68.5%
Dumas	56.9%
McGehee	41%
Watson	45%
County District	70%

<u>DREW COUNTY</u>	<u>% Negro</u>
Collins	49%
Drew Central	37%
Monticello	33.8%
Selma	64%
* Wilmar	62%

<u>FAULKNER COUNTY</u>	<u>% Negro</u>
* Conway	16%
** Guy-Perkins	41.5%
** Greenbrier	3.5%
** Mayflower	24%

<u>FRANKLIN COUNTY</u>	<u>% Negro</u>
** Charleston	2%
** County Line	.8%
** Ozark	.6%

<u>GARLAND COUNTY</u>	<u>% Negro</u>
Hot Springs	19.5%
** Lake Hamilton	1.3%
** Mountain Pine	15.6%

<u>GRANT COUNTY</u>	<u>% Negro</u>
** Grapevine	32.8%
** Leola	6%
** Prattsville	26%

<u>GREENE COUNTY</u>	<u>% Negro</u>
** Paragould	.05%

<u>HEMPSTEAD COUNTY</u>	<u>% Negro</u>
Blevins	52%
Hope	42%
** Patmos (E)	30.5%
Saratoga	57%
Spring Hill	13.6%
Washington	88%

<u>HOT SPRING COUNTY</u>	<u>% Negro</u>
Malvern	28.6%
** Ouachita	3%

<u>HOWARD COUNTY</u>	<u>% Negro</u>
** Dierks	7%
** Mineral Springs	50%
* Nashville	23.6%

<u>INDEPENDENCE COUNTY</u>	<u>% Negro</u>
** Batesville	6%
** Newark	1.5%
** Oil Trough	.2%

<u>IZARD COUNTY</u>	<u>% Negro</u>
** Melbourne	.2%

<u>JACKSON COUNTY</u>	<u>% Negro</u>
** Beedeville	12%
Newport	28.6%
** Swifton	1.6%
** Tuckerman	15%

JEFFERSON COUNTY % Negro

Alzheimer	73.5%
Dollarway	55%
Humphrey	42%
** Linwood (E)	78%
Pine Bluff	39%
* Plum Bayou	61%
Sherrill	73%
Wabbaseka	82.7%
Watson Chapel	46.8%
** White Hall	8.7%
County Dist.	68%

JOHNSON COUNTY

** Clarksville	5.4%
----------------	------

LAFAYETTE COUNTY

Bradley	54.6%
Lewisville	54.7%
Stamps	50.6%

LAWRENCE COUNTY

** Walnut Ridge	.4%
** Sloan-Hendrix	3%
** Hoxie	.1%

LEE COUNTY

Marianna	66.7%
----------	-------

LINCOLN COUNTY

Glendale	43%
Gould	60%
Grady	76.7%
Star City	28%
Wells Bayou	62%

LITTLE RIVER COUNTY

Ashdown	41%
Foreman	32.6%

LOGAN COUNTY

** Paris	1.5%
----------	------

LONOKE COUNTY % Negro

Lonoke	35%
England	46%
** Carlisle	15.5%
** Cabot	.4%
* Humnoke	46%

MILLER COUNTY

* Central 1/	-0-
** Garland (E)	55.9%
Texarkana	33%

MISSISSIPPI COUNTY

Osceola	40%
* Luxora	51.5%
Blytheville	41%
** Gosnell	2%
* Armored	51%
Shawnee	58%
** Dell	32%
** Manila	1.4%
Wilson	55.6%
** Keiser	27%
Burdette (E)	38%

MONROE COUNTY

Brinkley	45%
Clarendon	37%
Holly Grove	72.6%

NEVADA COUNTY

** Bodcaw	17%
** Cale	51.8%
** Central	1.9%
Emmet	30%
Prescott	73.7%
Willisville	49.7%

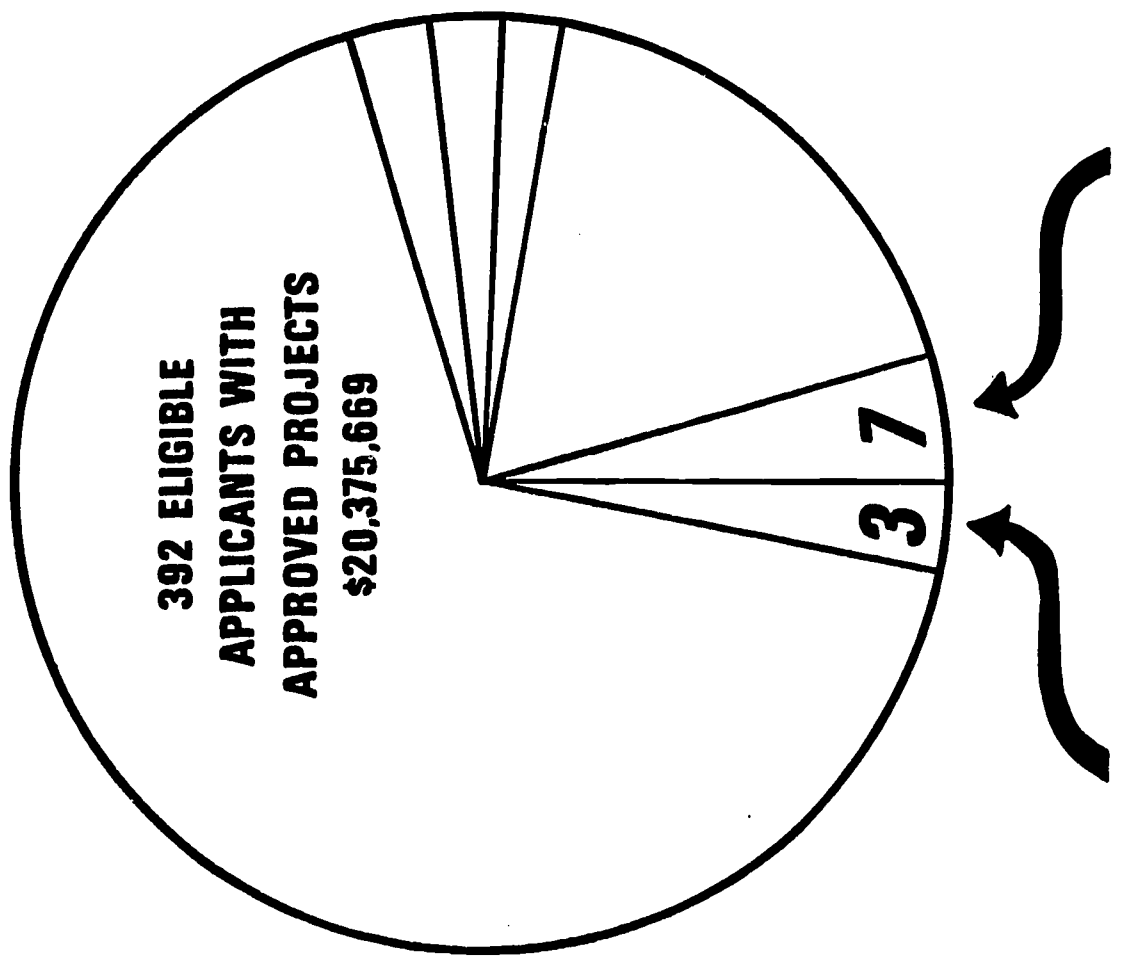
OUACHITA COUNTY

Bearden	45%
Camden	55%
Chidester	76%
Fairview	29.8%
Harmony Grove	35%
Stephens	48%

1/ Not a bi-racial district, but accepts high school students of both races from other districts.

Duplicate

TITLE 1 PUBLIC LAW 89-10, FY '67 STATUS - ARKANSAS \$20,654,655



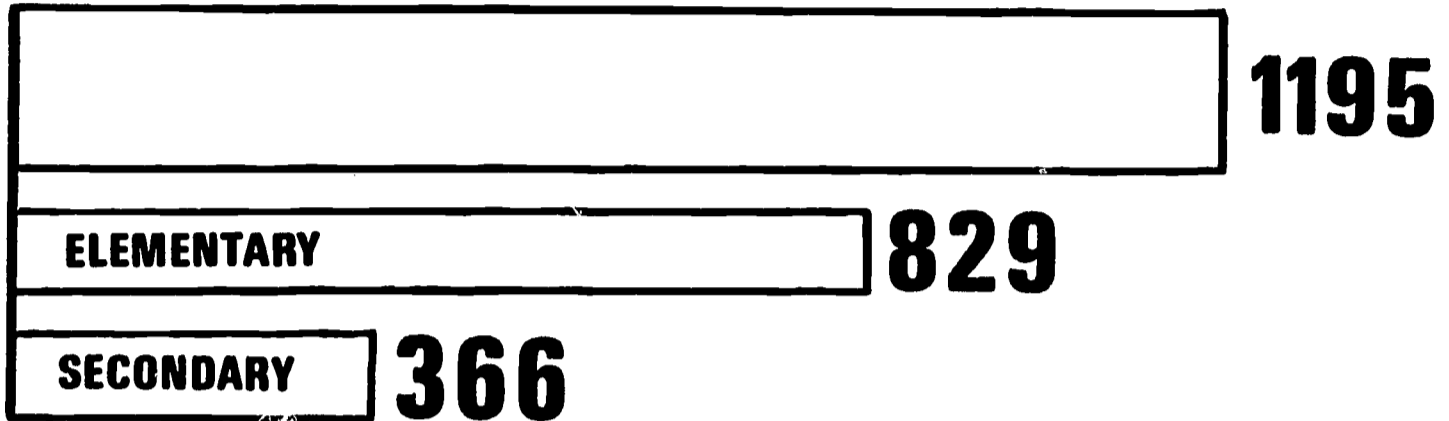
*3 DISTRICTS IN DEFERRED STATUS
IN REGARD TO CIVIL RIGHTS ACT
\$122,185

*7 DISTRICTS IN NON-COMPLIANCE
IN REGARD TO CIVIL RIGHTS ACT
\$510,552

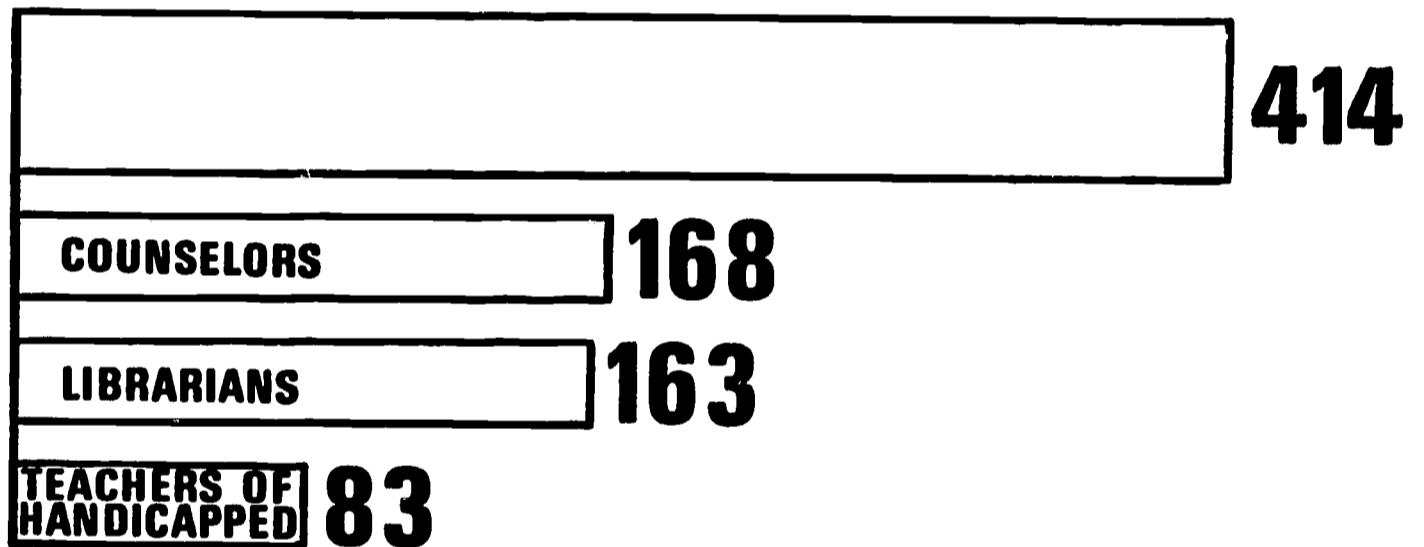
*THESE FUNDS WERE REALLOTTED TO OTHER ELIGIBLE DISTRICTS

SALARIED EMPLOYEES APPLIED FOR IN 390 APPROVED PROJECTS


REMEDIAL INSTRUCTIONAL PERSONNEL



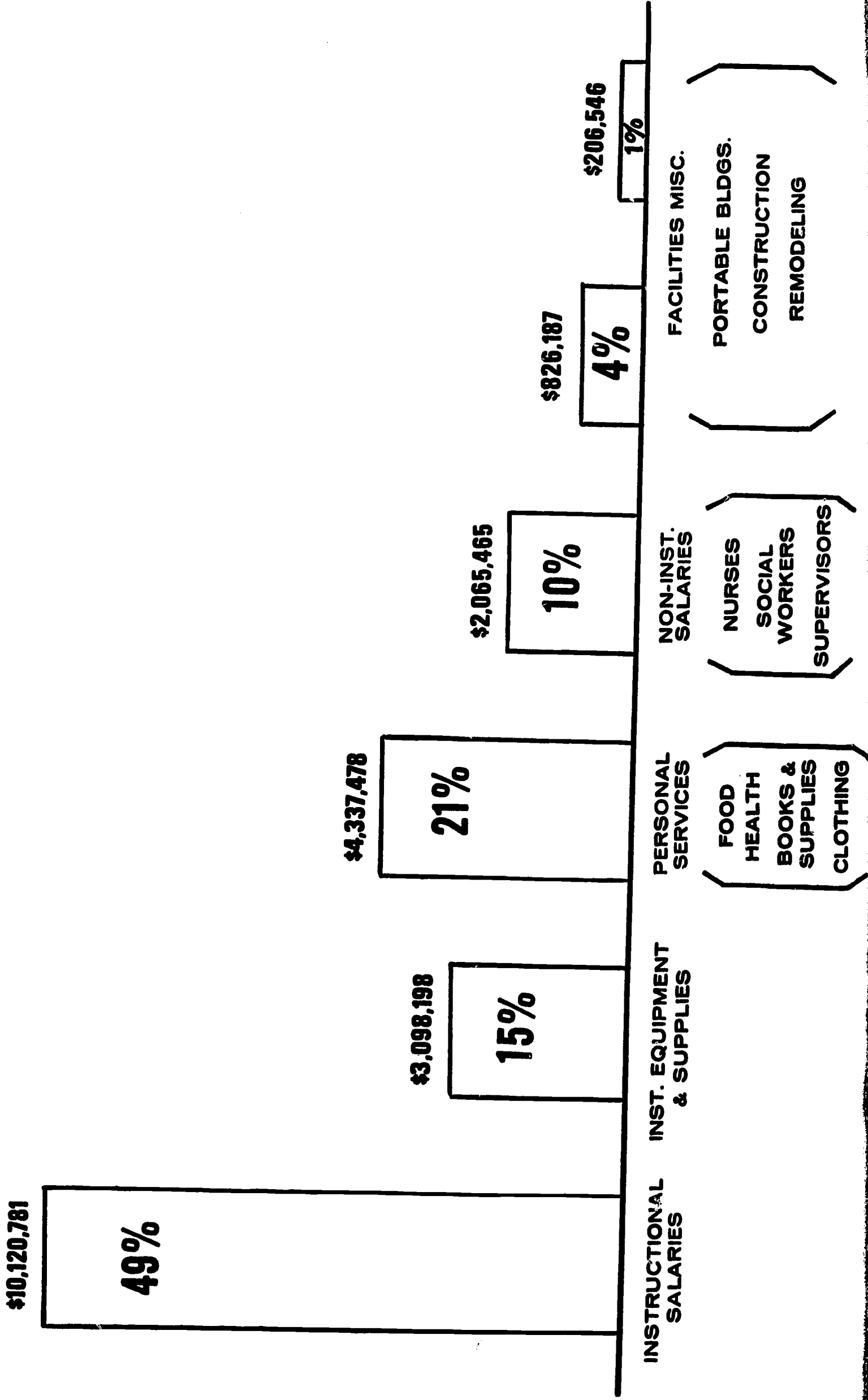
SPECIALIZED INSTRUCTIONAL PERSONNEL



NON-INSTRUCTIONAL PERSONNEL



BUDGETED AMOUNTS BY CATEGORY FOR 396 APPROVED PROJECTS



Federal Programs
State Department of Education
7509 Cantrell Road
Sara Murphy, Information Supervisor
MO-3-9417

FOR IMMEDIATE RELEASE

Disadvantaged children in 67 Arkansas counties got an extra educational boost this summer when 123,754 of them enrolled in remedial and enrichment programs provided under Title I of the Elementary and Secondary Education Act.

Federal funds amounting to \$1,584,381 were spent on the summer programs which were held in 173 districts. All of the youngsters were enrolled in public schools except for 929 in non-public schools and 389 who were not enrolled in any school. Some of the latter children were dropouts who had not been attending during the regular year but who were pulled back into the special summer program and whom school officials hoped would remain for the regular program in September.

Most of the summer schools offered general remedial programs but 37 districts offered language arts programs, 16 offered kindergarten and pre-school, 13, recreation programs, 13, guidance and social programs, 11, library centers, eight cultural programs, and six, vocational programs.

Six pre-school programs were operated cooperatively with Headstart. This included those at Magnet Cove, Malvern, Oil Trough, Lynn, Scranton, and Benton. Others conducted independently were those at Crossett, Woodlawn, Sparkman, Desha-Drew, Charleston, England, Texarkana, Central at Common, Fort Smith, and McRae. A total of \$68,980 was spent on the kindergarten and pre-school programs in Arkansas in Title I funds.

###