

R E P O R T R E S U M E S

ED 019 986

LI 000 752

SURVEY OF SPECIAL LIBRARIES SERVING THE FEDERAL GOVERNMENT.

BY- SCHICK, FRANK L. HOWARD, PAUL

NATIONAL CENTER FOR EDUCATIONAL STATISTICS (DHEW)

PUB DATE 68

GRANT OEG-4-7-001913-1913

EDRS PRICE MF-\$0.50 HC NOT AVAILABLE FROM EDRS. 117P.

DESCRIPTORS- *SPECIAL LIBRARIES, *GOVERNMENT LIBRARIES,
*LIBRARY FACILITIES, *LIBRARY SURVEYS, LIBRARY COLLECTIONS,
*LIBRARY SERVICES, LIBRARY EQUIPMENT, USE STUDIES, DISTRICT
OF COLUMBIA

SPECIAL LIBRARIES ARE DEFINED FOR THE PURPOSE OF THIS STUDY AS REFERENCE AND/OR RESEARCH LIBRARIES ORGANIZED AND ADMINISTERED BY A SEPARATE DEPARTMENT, INDEPENDENT AGENCY, AUTHORITY, COMMISSION OR COMPONENT OF THE EXECUTIVE, JUDICIAL, OR LEGISLATIVE BRANCH OF THE U.S. GOVERNMENT, AND NATIONAL LIBRARIES. EXCLUDED ARE QUASI-ACADEMIC LIBRARIES, QUASI-PUBLIC LIBRARIES, SCHOOL LIBRARIES FOR DEPENDENTS, PATIENT LIBRARIES IN HOSPITALS, VARIOUS LIBRARIES OUTSIDE THE CONTINENTAL U.S., AND VERY SMALL, SPECIALIZED COLLECTIONS. THE SURVEY PROVIDES INFORMATION ON THE ESTABLISHMENT AND LOCATION OF 437 SPECIALIZED LIBRARIES, THEIR ORGANIZATION, STAFF AND OPERATING EXPENDITURES, SUBJECT AREAS OF THEIR COLLECTIONS, PRIMARY OCCUPATIONS OF THEIR USERS, AND LIBRARY FUNCTIONS. A COPY OF THE QUESTIONNAIRE USED IN GATHERING THE DATA APPEARS IN THE DOCUMENT. THIS DOCUMENT IS AVAILABLE AS GPO NUMBER FS5.215--15067 FOR 75 CENTS FROM SUPERINTENDENT OF DOCUMENTS, U.S. GOVERNMENT PRINTING OFFICE, WASHINGTON, D.C. 20402. (CC)

22000752

ED019986

Survey of
SPECIAL LIBRARIES
Serving the
FEDERAL GOVERNMENT

U.S. DEPARTMENT OF HEALTH, EDUCATION & WELFARE
OFFICE OF EDUCATION

THIS DOCUMENT HAS BEEN REPRODUCED EXACTLY AS RECEIVED FROM THE
PERSON OR ORGANIZATION ORIGINATING IT. POINTS OF VIEW OR OPINIONS
STATED DO NOT NECESSARILY REPRESENT OFFICIAL OFFICE OF EDUCATION
POSITION OR POLICY.

OE-15067

SURVEY OF SPECIAL LIBRARIES
SERVING
THE FEDERAL GOVERNMENT

U.S. DEPARTMENT OF HEALTH, EDUCATION, AND WELFARE

Wilbur J. Cohen, *Secretary*

Office of Education

Harold Howe II, *Commissioner*

A publication of the
NATIONAL CENTER FOR EDUCATIONAL STATISTICS

*F. C. Nassetta, Acting Assistant
Commissioner*

*S. Shtulman, Director, Division of
Statistical Operations*

Prepared by Frank L. Schick, University of Wisconsin-Milwaukee, with the assistance of Paul Howard, Executive Secretary, Federal Library Committee, in cooperation with the National Center for Educational Statistics, U.S. Office of Education under Contract No. OEG-4-7-001913-1913 Project No. 0-01913.

For sale by the Superintendent of Documents, U.S. Government Printing Office
Washington, D.C., 20402 - Price 75 cents
Superintendent of Documents Catalog No. FS 5.215:15067
U.S. GOVERNMENT PRINTING OFFICE, WASHINGTON : 1968

PREFACE

This report presents detailed data on the special libraries which are serving the Federal Government in the United States. It is the third comprehensive study which deals with the activities and functions of these libraries which have been established during the past 167 years.

The first general report about these libraries appeared as "Libraries of the Federal Government," Chapter X of Public Libraries in the United States of America, Washington, D.C., Department of Interior, 1876. In discussing their origins, this study explained that:

"They have grown out of the exigencies of . . . administration. Before the government was removed from Philadelphia to Washington, members of Congress and the executive officers of the several departments were obliged to avail themselves of the courtesy of a proprietary library. The new Capitol offered no such facilities. The Library of Congress was therefore begun, and has grown, as needs required, until it now numbers over 300,000 volumes and 60,000 pamphlets.

As the business of administration increased, and its cares were divided by the creation of new departments, a reference library for each was found necessary for the proper conduct of business. In like manner, it became essential from time to time to form libraries in a number of the bureaus of the departments. With three or four exceptions, these libraries have been formed with reference to the special duties devolving on the respective bureaus." 1/

The second report, "Federal Departmental Libraries; A Summary Report of a Survey and a Conference" by Luther H. Evans, was published by the Brookings Institution in 1963. These two reports contain some quantitative data but they are primarily descriptive. The major contribution of the Evans study was to propose policies and actions for the development of Federal libraries. With regard to statistics, Evans recommended that "it would be desirable for the Library Services Branch of the Office of Education to determine the kinds of statistics that would be most generally useful, advise agencies on the statistics they should maintain, and itself compile or consolidate and analyze some of the more basic data." He concludes that "agencies have not made sufficient use of statistics in their library operations. Librarians, for the most part, have also been unconvinced of the importance of reliable data for good management. As a result, too little is known

1/ U.S. Office of Education. Public Libraries in the U.S.A., Washington, D.C., Department of Interior. 1876. p.252

about library costs - the personnel and funds required for various objectives and services." Evans believes that to remedy this situation, some central agency or body must become responsible for developing comparable definitions and statistical measures. 2/

As a result of the recommendations of the Evans study, a Federal Library Committee was created by the Bureau of the Budget with the responsibility to coordinate various activities and establish general policies and guidelines for Federal libraries. In line with these activities, the Federal Library Committee and the Office of Education, National Center for Educational Statistics, discussed in the spring of 1965 the possibility of conducting the first statistical survey of special libraries which serve the Federal Government.

Statistics of academic, public (those in posts, camps and stations), school and patient libraries in hospitals of the Federal Government remain to be collected.

In the fall of 1965, the Federal Library Committee and the Office of Education's National Center for Educational Statistics established a cooperative arrangement by which the Committee undertook to prepare the survey forms with the Office of Education's assistance and circularize the Federal libraries. The Center undertook to edit and process the returns. In fulfilling its agreement, the Center contracted in April of 1967 with the School of Library and Information Science at The University of Wisconsin - Milwaukee for the editing and machine processing of the returns and the writing of this report.

2/ Evans, Luther H. et al., Federal Departmental Libraries, Washington, D.C., Brookings Institution, 1963. Chap. 5.

Frank L. Schick, Director
School of Library & Information Science
University of Wisconsin - Milwaukee

**SURVEY OF SPECIAL LIBRARIES SERVING
THE FEDERAL GOVERNMENT**

CONTENTS

	<u>Page</u>
PREFACE	iii
INTRODUCTION	
Scope of Survey	1
Survey Procedure	1
Summary Data	2
ORGANIZATIONAL PATTERNS	
Age and Location	7
Government Agencies Served	10
Regulations Concerning Use	10
LIBRARY CLIENTELE AND ACTIVITIES	
Occupations of Primary Users	12
Traditional Library Activities	12
Automated Activities and Equipment	16
RESOURCES OF LIBRARIES - MATERIALS AND STAFF	
Subject Areas of Collections	19
Types of Materials in Collections	19
Staffing Patterns	20
OPERATING EXPENDITURES	21
BASIC TABLES	24
APPENDICES	
Technical Notes	84
Agency Code	85
User Occupation and Subject Area Code	86
Pay Scale of the Civil Service Classification Act	87
Directory of Special Federal Libraries	88
Report Form	105

LIST OF TABLES

	<u>Page</u>
 <u>TEXT TABLES</u>	
A. Selected Data on U.S. Libraries, by Type, Fiscal Year 1965	2
B. Number of Responding Special Federal Libraries, by Type	3
C. Selected Data on Resources, Expenditures and and Staffing of Special Federal Libraries, by Region	4
D. Averages for Special Federal Libraries (Excluding National Libraries), by Region and Type	5
E. Establishment Dates of Special Federal Libraries, 1815 to 1965	7
F. Summary Data on Availability of Special Federal Libraries to the General Public	11
G. Library Activities of Special Federal Libraries..	15
H. Number of Special Federal Libraries Reporting Automation Activities, by Agency and Status ..	16
I. Automation Activities of Special Federal Libraries, by Agency and Type of Activity	17
J. Summary Data on Resources of Special Federal Libraries	19
K. Summary Data on Personnel of Special Federal Libraries	20
L. Selected Library Expenditure Data (in percent), by Type of Institution and Category	22
M. Summary Operating Expenditure Data of Special Federal Libraries (in dollars), by Category ..	22
 <u>BASIC TABLES</u>	
1. Selected Management Data of Special Federal Libraries, by Library, Fiscal Year 1965-	
A. Washington Metropolitan area	24
B. U.S., by State, Excluding Washington Metropolitan Area	28

BASIC TABLES (Continued)

Page

2. Operating Expenditures and Personnel Data of Special Federal Libraries, by Library, Fiscal Year 1965-	
A. Washington Metropolitan Area	40
B. U.S., by State, Excluding Washington Metropolitan Area	44
3. Selected Data on Equipment and Activities of Special Federal Libraries, by Library, Fiscal Year 1965-	
A. Washington Metropolitan Area	56
B. U.S., by State, Excluding Washington Metropolitan Area	60
4. Summary Data on Resources of Special Federal Libraries, Fiscal Year 1965-	
A. Washington Metropolitan Area	74
B. U.S., Excluding Washington Metropolitan Area	74
5. Measures of Variability on Resources of Special Federal Libraries in the Washington Metropolitan Area, Fiscal Year 1965-	
A. Civilian Departments	75
B. Other Civilian Agencies	75
C. Department of Defense	75
6. Measures of Variability on Resources of Special Federal Libraries in the U.S., Excluding Washington Metropolitan Area, Fiscal Year 1965-	
A. Civilian Departments and Other Agencies Excluding Veterans Administration	76
B. Department of Defense	76
7. Summary Data on Operating Expenditures of Special Federal Libraries, Fiscal Year 1965-	
A. Washington Metropolitan Area	77
B. U.S., Excluding Washington Metropolitan Area	77
8. Measures of Variability on Operating Expenditures of Special Federal Libraries in the Washington Metropolitan Area, Fiscal Year 1965-	
A. Civilian Departments	77
B. Other Civilian Agencies	77
C. Department of Defense	77

BASIC TABLES (Continued)

Page

9.	Measures of Variability on Operating Expenditures of Special Federal Libraries in the U.S., Excluding the Washington Metropolitan Area, Fiscal Year 1965-	
	A. Civilian Departments and Other Agencies Excluding Veterans Administration	78
	B. Department of Defense	78
10.	Summary Data on Personnel of Special Federal Libraries, Fiscal Year 1965-	
	A. Washington Metropolitan Area	79
	B. U.S., Excluding Washington Metropolitan Area	79
11.	Summary Data on Chief Librarians of Special Federal Libraries, Fiscal Year 1965	80
12.	Subject Areas of Collections of Special Federal Libraries, Fiscal Year 1965	81

CHARTS

1.	Cumulative Number of Special Federal Libraries, by Date of Establishment and Region, 1900-1965	8
2.	Cumulative Number of Special Federal Libraries, by Date of Establishment and Type, 1900-1965..	9
3.	Primary Occupations of Users of Special Federal Libraries, 1965	13
4.	Primary Subject Areas of Collection of Special Federal Libraries by Region, 1965	14

INTRODUCTION

SCOPE OF SURVEY

This report presents comprehensive statistical and related information on special libraries serving the Federal Government which, for the purpose of this survey, are defined as reference and/or research libraries organized and administered by a separate department, independent agency, authority, commission or component of the Executive, Judicial or Legislative Branch of the U.S. Government. Also included are National libraries. Excluded from this survey are quasi-academic libraries (these at the service academies), the quasi-public libraries (those at military posts, camps and field stations), school libraries for dependents, patient libraries in hospitals, and various libraries outside the Continental U.S. (i.e. U.S. Information Agency libraries and those in the military installations around the world). Excluded also are the smallest collections of informational materials of a specialized nature with less than one man-year devoted to their maintenance and use and/or those expending less than \$10,000 per year, including salaries.

The survey provides specific information on the establishment and location of the specialized libraries serving the Federal Government, their organization, staff and operating expenditures. Data are also given for the primary subject area of these collections and primary occupations of their users. Library functions performed traditionally and by automated means are tabulated.

SURVEY PROCEDURE

The form on which this survey is based was developed as a cooperative effort by the Federal Library Committee and the U.S. Office of Education. It was designed to conform to the pattern of statistical library reporting as developed in the Office of Education over the last few years.

The questionnaires were mailed out in November 1965, requesting data for Fiscal Year 1965. Two follow-ups were made which brought the total returns to 437 or 86% of the estimated universe of 508 libraries falling within the scope of the survey as defined above. Of the 437 libraries, reports are available for 358. This results from the fact that, of the 175 field station libraries of the Veterans Administration, only 96 reported on the survey form. Summary data on the other 79 were provided by VA headquarters. Thus, most of the detailed tabulations in this publication are based on 358 special Federal libraries.

The questionnaires were returned to the Federal Library Committee and turned over to the School of Library and Information Science in April of 1967. After editing and machine programming, preliminary runs of the data were made in May and June of 1967 for use of the National Commission on Libraries.

SUMMARY DATA

The American library scene covers a wide range of organizations and educational institutions which maintain library and information centers for informational and educational purposes. Table A indicates that among the four largest identifiable groups, special Federal libraries are the smallest in terms of all categories. They serve primarily Federal legislators and officials - but extend their services directly and indirectly to all segments of the population.

TABLE A

SELECTED DATA ON U.S. LIBRARIES, BY TYPE, FISCAL YEAR 1965

Type of library	Number of libraries	Volumes	Expenditures for library materials
Public and Private Elementary and Secondary School Libraries (1956-66) ..	<u>1</u> /49,000	209,000,000	\$ 85,000,000
Public and Private College and University Libraries (1965-66)	2,200	265,000,000	111,000,000
Large Public Libraries (Serving populations of 25,000 and over)	1,100	201,000,000	59,000,000
Special Federal Libraries ..	437	35,000,000	10,000,000

1/ 1962-63

Special Federal libraries have a number of unique features. They duplicate fewer items than most other libraries, have collections which present concentrations in specific subject fields unparalleled anywhere (i.e. National Library of Medicine, Bureau of the Census) and, due to copyright legislation and exchange arrangements, receive vast amounts of material free of charge.

For purposes of this survey, the libraries were divided into types according to the agencies they serve. (Table B)

TABLE B

NUMBER OF RESPONDING SPECIAL FEDERAL LIBRARIES, BY TYPE

Library	Number	Percent distribution
Total	437	100
Civilian Agencies:		
National Libraries	3	1
Executive Departmental Libraries..	71	16
VA Field Station Libraries *	175	40
Others	52	12
Department of Defense libraries	136	31

* Although 96 VA field station libraries responded directly to the survey, summary reports for all 175 VA libraries were supplied by VA headquarters and are included in summary tables where indicated.

The Department of Defense libraries represent 38 percent of all libraries in the survey while the Civilian agencies account for the remainder. By and large, Federal libraries are not directly coordinated in their operations because each library is primarily attached to a specific agency. Procurement procedures and operational guidelines change with the parent organization which provides for their support. Similarities exist due to the dependence of all agencies regarding personnel on the Civil Service Commission. Additional cooperative activities are being developed by the Federal Library Committee.

The three National libraries are distinguished from all others by the size of their operations, the financial support accorded to them by Congress, and their integrated operations which are now in the process of regionalization, a transitional phase pointing toward their establishment of National library systems or information networks. Although the Veterans Administration Library System has service points throughout the country, it is not a "National" library system as defined in this report.

Table C shows the distribution of library resources, staff and expenditures by region. For the purpose of this study, Region I indicates the District of Columbia and the neighboring areas in Maryland and Virginia comprising the Washington Metropolitan Region; other parts of the United States are designated as Region II.

TABLE C

**SELECTED DATA ON RESOURCES, EXPENDITURES AND STAFFING OF
SPECIAL FEDERAL LIBRARIES, BY REGION ***

Item	Total	Washington Metropolitan Area	U.S., excluding Washington Metropolitan Area
<u>Resources</u>			
Volumes	33,742,315	23,769,796	9,972,519
Serial titles	312,775	227,567	85,208
Government documents and technical reports.	14,311,647	9,042,298	5,269,349
Microform	4,735,450	1,390,235	3,345,215
Maps	4,759,494	4,030,443	729,051
<u>Expenditures</u>			
Total operating expenses	\$58,187,838	\$44,365,464	\$13,822,374
Salaries	\$39,396,795	\$31,151,414	\$ 8,245,381
Library materials ...	\$ 9,049,928	\$ 5,359,043	\$ 3,690,885
Binding and rebinding	\$ 1,026,480	\$ 746,495	\$ 279,985
Other expenses	\$ 8,701,635	\$ 7,101,512	\$ 1,600,123
<u>Staff**</u>			
Total positions	3,884	2,865	1,019
GS 5 and below	687	378	309
GS 6-9	1,775	1,303	472
GS 10-13	1,226	993	233
GS 14 and above	196	191	5

* These figures include only the 96 VA libraries responding directly to the survey.

** Does not include non-professional personnel in Library of Congress.

Among the data on resources the only exception to the concentration of materials in Region I is the holdings of microform in Region II, an obvious economic measure. The comparatively large holdings of government documents and reports in Region II indicate the need for these materials for field operations.

Of all expenditures, Region II receives 29 percent of the total outlays, 41 percent for library materials, but only 20 percent for salaries. This small proportion for salaries is explained by the distribution of higher salaried positions (of the 1422 top positions only 238 are in Region II).

TABLE D

AVERAGES FOR REPORTING SPECIAL FEDERAL LIBRARIES (EXCLUDING NATIONAL LIBRARIES), BY REGION AND TYPE

Item	Metropolitan Washington			Aggregate United States		
	Civilian depart-ments	Depart-ment of Defense	Inde-pendent agencies	All civilian agencies	Depart-ment of Defense	Veterans Administration
Volumes, end of year	172,316	48,897	54,586	28,050	75,320	7,830
Added	7,156	1,771	2,291	1,943	1,955	566
Serial Titles, end of year	2,521	517	774	404	472	208
Added	796	42	35	69	57	38
Documents and technical reports, end of year	51,484	98,719	32,671	31,912	54,732	223
Added	1,875	5,146	5,288	3,590	7,204	46
Microforms, end of year	12,467	10,670	33,164	35,228	52,374	68
Added	668	2,135	8,446	10,240	15,128	373
Maps, end of year	65,126	51,872	75	33,197	1,644	58
Added	7,162	163	7	2,339	279	13
Total operating expense	\$173,748	\$93,790	\$112,385	\$62,492	\$84,359	\$21,855
Salaries	\$129,759	\$77,227	\$72,170	\$38,533	\$47,038	\$16,246
Library materials	\$38,614	\$22,230	\$36,842	\$21,443	\$24,326	\$5,340
Binding	\$4,610	\$1,618	\$2,918	\$1,345	\$2,501	\$604
Other expenses	\$16,073	\$4,274	\$4,929	\$4,601	\$18,377	\$200
Professional positions filled, end of year	8	5	5	2	2.3	1.6
Vacant**	2	2	2	1	1	1
Nonprofessional positions filled, end of year	7	5	4	2.5	4	1
Vacant**	2	2	2	1	0	0

* Figures in parentheses represent the mean figure for all 175 VA libraries as supplied by VA Headquarters. Other figures in this column represent the mean figure for 96 individual VA libraries.

** Vacancy figures should be used with caution because of the small number of replies received. They are included here merely to indicate that a shortage of personnel does exist.



To provide a statistical profile of the average Federal Library, Table D offers a Summary of averages for reporting libraries. In order to assure more valid comparisons, data for the National Libraries were excluded. The Department of Defense libraries in Region II are more numerous than civilian agency libraries - a situation which is reversed in Region I.

Basic Tables 1, 2 and 3 provide a listing of special Federal libraries by date of establishment, occupation of users, subject area of collections, resources, operating expenditures, personnel data, equipment and traditional activities.

A directory of all respondent libraries is given in the appendix.

ORGANIZATIONAL PATTERNS

Age and Location

The establishment of Federal libraries had its beginnings when Congress decided in 1800 to set up its own library, which was destroyed during the British occupation of Washington. It was revived in 1815 when Thomas Jefferson persuaded Congress to buy his own collection which became the foundation of the present (second) Library of Congress. Over the years, many additional Federal libraries came into existence; but their establishment was usually coincidental and not in accord with a predetermined plan. "In most cases," Evans found, "the jurisdiction of a new agency has been defined without reference to the maintenance of a library. Then, as the agency's work proceeded and a sufficient demand for books arose, steps were taken to establish small collections without much forethought as to the material to be acquired, the staffing, the place of the library in the departmental organization, or the manner of organizing the collection and providing adequate space for its growth..."^{1/}

The number of libraries has spectacularly increased since 1940 (Table E). Of all special Federal libraries, about two-thirds have come into existence since Pearl Harbor and one-third between the War of 1812 and World War II.

TABLE E

ESTABLISHMENT DATES OF SPECIAL FEDERAL LIBRARIES, 1815 to 1965

Date	Number	Percent
Before 1900	38	11
1900 - 1939	84	23
1940 - 1965	236	66

^{1/} Evans, Luther H. et al., Federal Departmental Libraries, Washington, D.C., Brookings Institution, 1963. p.3-4.

CHART 1

CUMULATIVE NUMBER OF
SPECIAL FEDERAL LIBRARIES, BY DATE OF
ESTABLISHMENT AND REGION, 1900-1965

No. of
librar-
ies

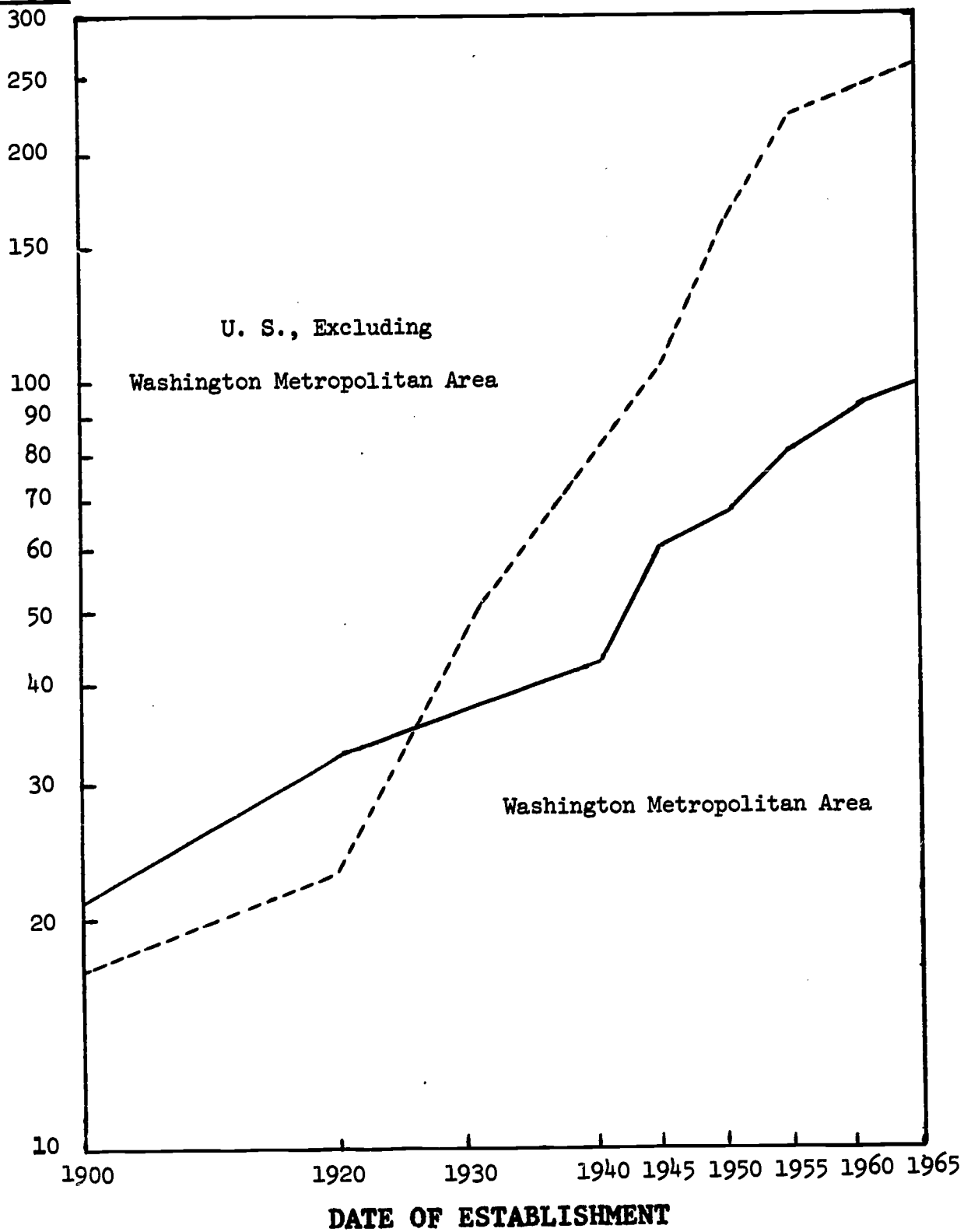


CHART 2

No. of
librar-
ies

CUMULATIVE NUMBER OF
SPECIAL FEDERAL LIBRARIES, BY DATE OF
ESTABLISHMENT AND TYPE, 1900-1965

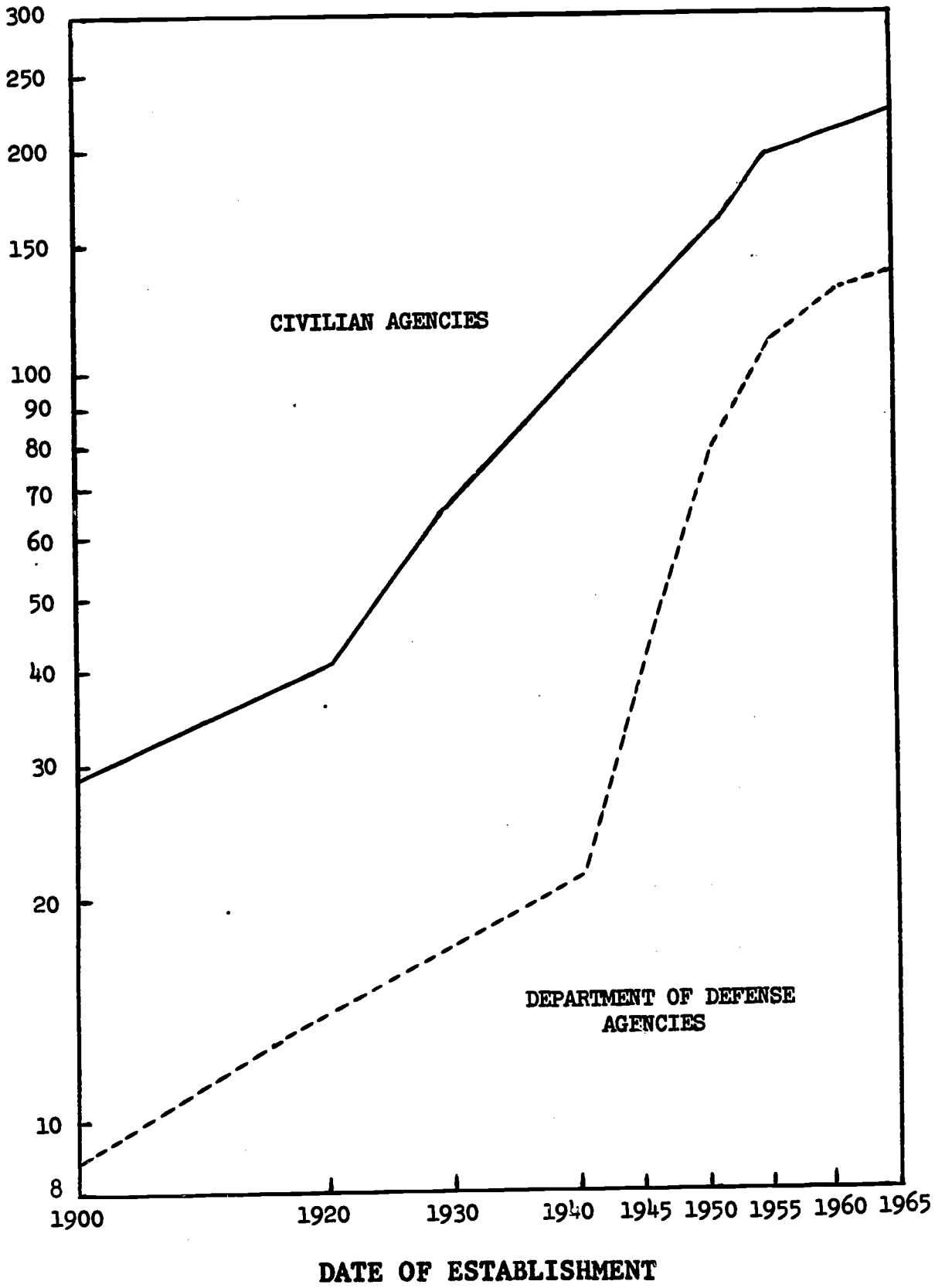


Chart 1 indicates that the rapid increase of special Federal libraries outside the Washington Metropolitan Area took place between 1920 and 1955. In the past ten years, the rate of growth was about the same in and outside the Washington Metropolitan Area.

Of the 358 libraries in this survey, 28 percent (99) are located in the Washington Metropolitan Area, and 10 percent (35) in California, (half of which belong to the Navy), and 5 percent (18) are located in Pennsylvania. There are 12 libraries each in Massachusetts and Virginia, 11 in Illinois and Texas, 9 in Ohio and Georgia, and the remaining libraries are widely scattered among the other States.

The impact of historic events on the establishment of libraries is shown in Chart 2. Up to 1920, libraries increased at a similar slow rate for both civilian and military agencies. Due to the depression in the 1920's and 30's, new civilian agencies with libraries were set up by the Roosevelt Administration. Between 1940 and 1955, the military library establishments outpaced civilian agencies; and during the 60's the pace for both civilian and military agencies slackened.

Both charts illustrate that during times of stress, particularly military tension, the organizational needs of Federal agencies are at a peak and require the establishment of new agencies which in turn have new and increased informational requirements, resulting in the creation of new libraries to provide those services.

Government Agencies Served

The distribution of special libraries among Federal agencies is shown in Table B. Over one-third of the 358 libraries are serving the Department of Defense (38 percent). The second largest group of libraries (27 percent) has been integrated into the library system of the Veterans Administration. Only 20 percent of the libraries serve the Executive Departments of the civilian agencies, the remainder serve other civilian agencies.

Regulations Concerning Use

All special libraries serve two publics. The primary group consists of the personnel of the agency. The secondary group is outside users who are permitted access to the library's materials on the premises or through inter-library loan. Table F summarizes the policies of Federal libraries concerning their availability to the general public.

TABLE F

SUMMARY DATA ON AVAILABILITY OF SPECIAL FEDERAL LIBRARIES
TO THE GENERAL PUBLIC

Use pattern	Total		Civilian departments and other agencies ^{*/}		Defense agencies	
	Number	Percent	Number	Percent	Number	Percent
Without restrictions..	18	5.0	16	7.0	2	1.0
With restrictions	168	47.5	118	53.0	50	37.0
Not open to public ...	168	47.5	85	40.0	83	62.0
Total	354	100.0	219	100.0	135	100.0

^{*/} Including VA libraries responding directly.

As one would expect, access to the libraries of defense agencies is considerably more restricted than to libraries of civilian agencies because of the restricted nature of their work. About 60 percent of the defense agency libraries are not open to the public, as compared with 40 percent of the civilian agency libraries. More than half of the civilian agency libraries (53 percent) permit use with restrictions, compared with only about one-third (37 percent) of the defense agency libraries.

The nature of restrictions fall into three categories which can be summarized as follows:

1. Use on and off library premises.
2. Use by generalists and specialists.
3. Use of certain types of materials.

On-premise use by qualified specialists such as lawyers, physicians, and scientists is generally permitted and even encouraged; whereas on-premise use by the general public is restricted in a majority of libraries and high school students are frequently specifically excluded.

Off-premise use takes two forms - loan privileges and interlibrary loans. Loan privileges are generally denied even to the primary clientele in order to keep collections available for reference purposes. Interlibrary loan requests from other libraries in the same or related fields are honored because Federal libraries depend heavily on this type of service for their own clientele. Classified material of a military or scientific nature imposes restrictions which for obvious reasons have to be rigidly enforced and require special guards and security measures.

Without further quantitative evaluation, one may assume that, with the exception of classified materials, special Federal libraries, particularly those of civilian agencies, follow policies similar to those of special non-governmental libraries.

LIBRARY CLIENTELE AND ACTIVITIES

Occupation of Primary Users

As shown in Chart 3, the primary users fall into five identifiable groups. Almost half of these users (47.5 percent) are in the health sciences, one-fifth (19.5 percent) work in the area of technology, (16 percent) in the physical, biological and earth sciences and about the same number in the social sciences and cultural arts (9.5 percent) and the law (7.5 percent). Further breakdown of user frequencies is given in Table 12 and the Code in the Appendix. These figures represent numbers of libraries, not numbers of individual users. Statistics based upon individual users might vary significantly.

Traditional Library Activities

There are many library activities being performed which are not subject to quantitative measurement and evaluation. The generally identifiable activities are given in Table G.

The frequency of activities listed shows wide variation with some notable differences between the libraries in the civilian and military agencies.

The most frequently listed activities (85 percent - 100 percent) are the same for libraries of civilian and military agencies with a slight difference in rank order except that cataloging and classification are done by all military agency libraries but only by two-thirds (68 percent) of the civilian agency libraries.

In the medium range of activities (50 percent - 83 percent) there are no significant rank order changes between the two types of libraries.

In the low range activities group (10 percent - 49 percent) the only significant difference appears to be that in 46 percent of the cases civilian agency libraries (primarily in the Veterans Administration) administer general reading collections, a practice followed by only 18 percent of the military agencies. In most cases, general reading collections in military agencies are organized separately and thus excluded from this survey. It seemed surprising that more than half of both types of agencies issue publications regularly. The preparation of abstracts - a significant contribution to agency research efforts - is routinely handled by only about one-third of the civilian and military agency libraries (39 percent and 33 percent respectively) and translations are prepared in only one-fourth of the libraries (23 percent and 28 percent respectively).

CHART 3

**OCCUPATIONS OF PRIMARY USERS
OF SPECIAL FEDERAL LIBRARIES**

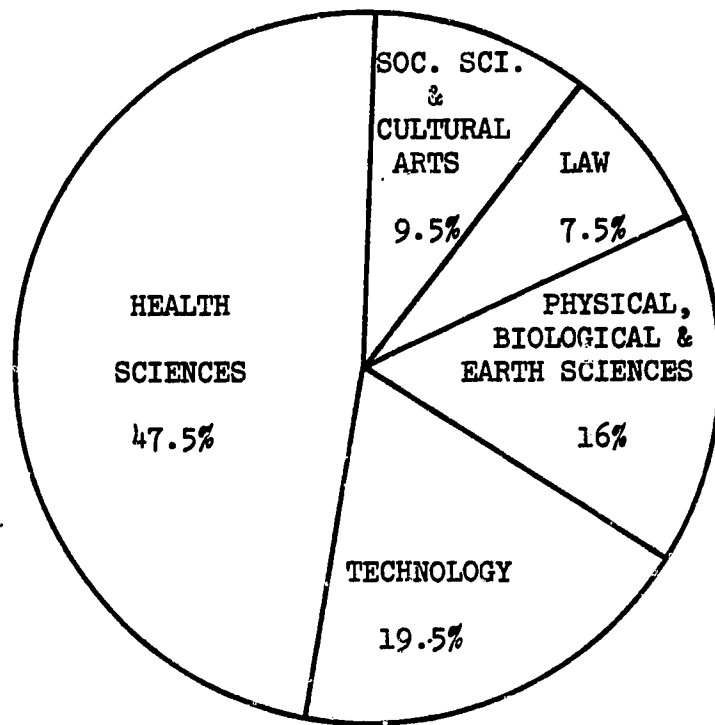


CHART 4

PRIMARY SUBJECT AREAS
OF COLLECTIONS OF SPECIAL FEDERAL LIBRARIES, 1965

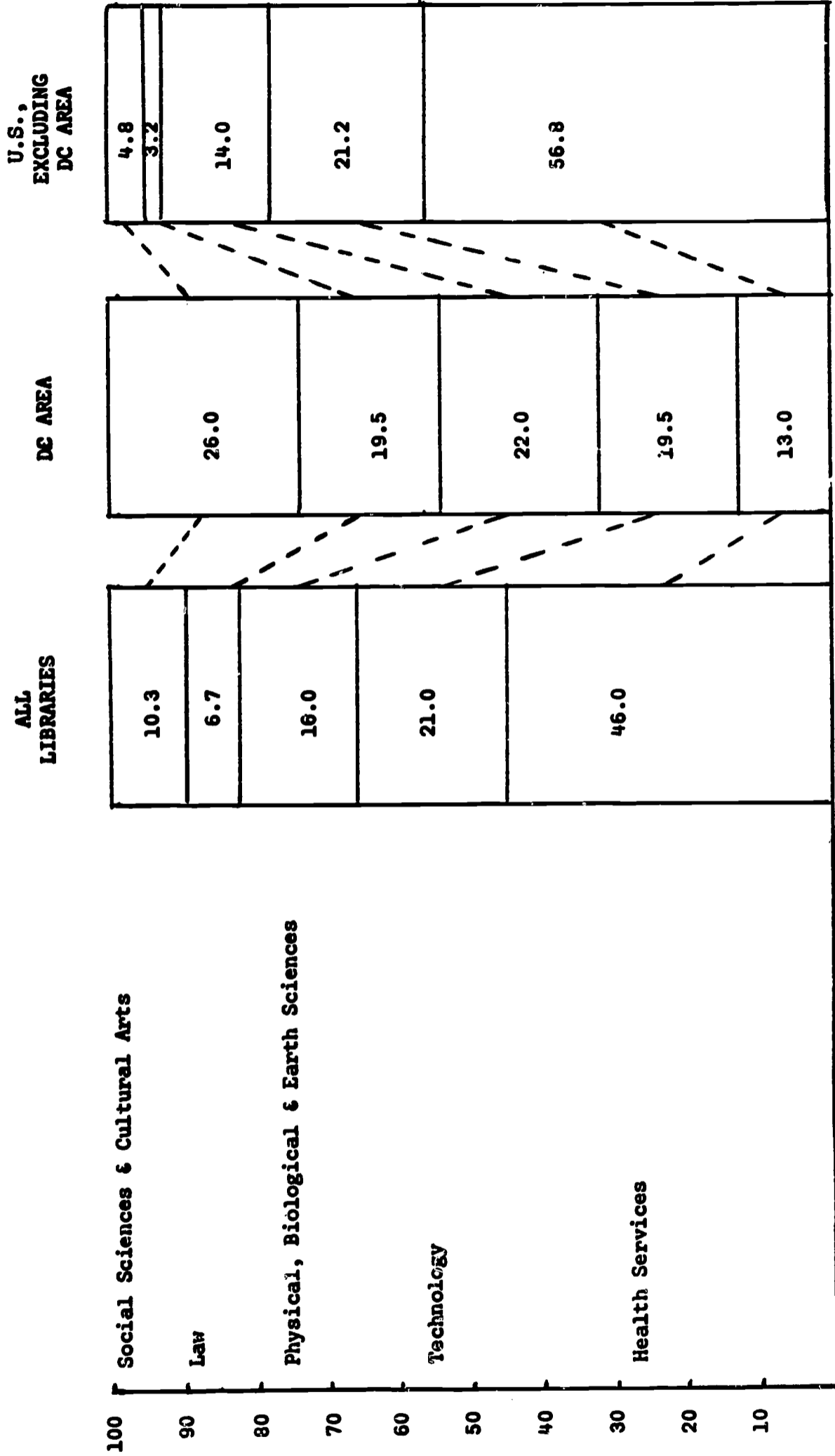


TABLE G

LIBRARY ACTIVITIES OF SPECIAL FEDERAL LIBRARIES

LIBRARY ACTIVITY	LIBRARIES REPORTING		
	TOTAL	ALL CIVILIAN AGENCIES	DEPARTMENT OF DEFENSE
Cataloging and classification of collection	287	151	136
Routing of new journals	296	189	107
Circulation of library materials	351	215	136
Reference and/or information services	357	221	136
Interlibrary loan transactions	351	218	133
Preparation of acquisition lists	321	193	128
Compilation of bibliographies upon request	327	208	119
Preparation of abstracts upon request	110	65	45
Preparation of translations upon request..	80	52	38
Serves as GPO depository	43	30	13
Serves as document depository for other governmental agencies (AEC, NASA, etc.)	50	34	16
Serves as document depository for other report series	79	50	39
Administers a general reading collection in addition to own special library	126	101	25
Regularly issues publications for distribution to the public or library clientele	189	116	73

Automated Activities and Equipment

The number of libraries engaged in automation activities is given in Table H:

TABLE H

NUMBER OF SPECIAL FEDERAL LIBRARIES REPORTING AUTOMATION ACTIVITIES,
BY AGENCY AND STATUS

AGENCY	OPERATIVE	CONSIDERING OR PLANNING
Civilian Departments *	25	35
Departments of Defense **	27	43
Totals	52	78

* Including VA System serving 175 libraries.

** Including Naval Ships System Command and National Oceanographic Data Center.

According to this information automation activities and the use of automated equipment by Federal libraries in 1965 were limited, particularly for civilian agencies, because only 12 percent had operative activities and another 16 percent were considering or planning automated activities. By comparison, the libraries in the military agencies have easier access to automated equipment and are somewhat more heavily engaged in such work; 20 percent of their libraries had them operative in 1965 and another 32 percent was considering or planning such programs.

TABLE I

**AUTOMATION ACTIVITIES OF SPECIAL FEDERAL LIBRARIES
by AGENCY AND TYPE OF ACTIVITY**

Automation activities	All libraries	Civilian departments	Department of Defense
Accounting	12	6	6
Acquisitions	17	8	9
Circulation Control	16	8	8
Catalog card production	22	6	16
Book catalog production	8	6	2
Serial record or union list..	15	5	10
Bibliographies prepared	20	9	11
Reference queries	18	7	11
Graphic storage of materials.	4	1	3
Telecommunication devices ...	3	1	2
Other	9	6	3

The activities engaged in are reported in Table I. Of the most frequently recorded activities, the production of catalog cards holds first place due to the stress given by the military agencies. The preparation of bibliographies stands in second and reference queries in third place. The activities which seem promising to automate, as reported in the literature, are acquisitions procedures, circulation control and serial record processing which stood in fourth to sixth place.

Other automated activities listed only by one respondent each included the following:

- Document information retrieval
- Book indexing
- Report inventory and distribution
- Selective dissemination
- Patron control
- Thesauri construction
- Legislative indexing

In order to carry out the above-mentioned automated activities, libraries reported the use of the following equipment:

<u>Computers</u>	<u>Quantity</u>	<u>Size</u>
IBM 1401	16	Small
IBM 1620, 1410, 1440	3	Small
UNIVAC 1004	2	Small
HONEYWELL 200	1	Small
GE 225	1	Small
IBM 7040, 7044, 7049	5	Medium or large
UNIVAC 1107 and LARC	2	Large

Other equipment mentioned:

Flexowriters, other automatic typewriters, TWX and other communication devices, Xerox.

Indications are that during the last two years automation activities in Federal libraries have been on the increase.

RESOURCES OF LIBRARIES - MATERIALS AND STAFF

Subject Areas of Collections

To assess the holdings of library resources a code for major user occupation and subject areas was devised. The summary concerning subject resources is shown in Chart 4. The Code is given in the Appendix and additional data appear in Table 12. Differences between the D.C. area and all other parts of the Continental United States are rather startling.

For all areas combined, the major Federal library material resources are in the health sciences (46 percent); but in the States these collections amount to 57 percent and in the D.C. area to only 13 percent. Technology accounts for one-fifth of the collection rather uniformly throughout the country (21 percent, 20 percent, 21 percent). The concentration of materials in the physical, biological and earth sciences is considerably greater in the D.C. area (22 percent) than in the other States (14 percent). The most significant difference of strength of collections is found in the social science and cultural arts (26 percent in D.C. area and less than 5 percent in other States) and law (20 percent in the D.C. area and 3 percent in the other States).

Types of Materials in Collections

Summary data concerning library holdings are given in Table J. These figures are probably larger than anyone expected. In some instances, they are probably incomplete because some items were not reported by all libraries. The importance of National libraries is best appreciated when their holdings are compared with National totals. A unique characteristic of special libraries in the Federal Government is the large proportion of their collections devoted to non-book materials.

TABLE J

SUMMARY DATA ON RESOURCES OF SPECIAL FEDERAL LIBRARIES

Item	Total of all libraries		National libraries		All others	
	Amount	No.	Amount	No.	Amount	No.
Number of libraries	---	358	---	3	---	355
Volumes	33,742,315	352	15,759,596	3	17,982,719	349
Serial titles	312,775	321	139,552	3	173,223	318
Government Documents and technical reports ...	14,311,647	194	5,292,799	1	9,018,848	193
Microform	4,735,450	139	602,232	2	4,133,218	137
Vertical file in feet ..	81,867	237	8	1	81,859	236
Maps	4,759,494	105	2,886,455	1	1,873,039	104

Further breakdowns of resource materials may be found in basic tables 4A and B, 5A, B, and C, and 6A and B.

Staffing Patterns

As in the case of resources, the position of the Federal libraries in the D.C. Metropolitan Area overshadows the rest of the country as they employed nearly half of all staff members (48.4 percent) in 1965. Looking at the general staffing pattern of the Federal employment, librarians seem to rank very low. As shown in Table K, in 1965 there were, in the middle management positions of GS-14 and 15, only 154 positions of which 132 were in the National libraries. In the top management positions, super grades GS-16 and above, a total of 42 positions was reported. All but one of these positions were allocated to the three National libraries. In the United States, excluding the D.C. Metropolitan Area, there were only five librarians in grades GS-14 and GS-15, four of whom worked in defense agency libraries. Detailed listings of positions by region can be found in Tables 10A and B.

Among chief librarians - 84 percent were in the 1410 series of the Civil Service Commission classification. More than half of these heads of libraries (56 percent) were GS-9 to GS-11 and made less than \$11,300 annually. For details regarding chief librarians, Table 11 should be consulted. The 1965 pay schedule for various GS grades is given in the Appendix.

TABLE K

SUMMARY DATA ON PERSONNEL OF SPECIAL FEDERAL LIBRARIES

Item	Total		National libraries		All others	
	Librar-ies	Posi-tions	Librar-ies	Posi-tions	Librar-ies	Posi-tions
Total <u>1/</u>	355	3,884	3	1,840	352	2,044
Professional positions						
GS-9 and below	305	1,535	3	805	302	730
GS-10 - GS-13	197	1,226	3	723	194	503
GS-14 - GS-15	20	154	3	132	17	22
GS-16 and above	4	42	3	41	1	1
Nonprofessional posi-tions <u>1/</u>						
GS-5 and below	175	687	2	78	173	609
GS-6 - GS-8	64	191	2	60	62	131
GS-9 and above	15	49	1	1	14	48

1/ Excludes nonprofessional personnel in the Library of Congress.

OPERATING EXPENDITURES

Library budgets vary among types of libraries and even from one agency to another, but most library budgets consist of the basic items of operating expenditures: salaries (or personnel costs), library materials, and binding and rebinding.

The definitions for these items are derived from Library Statistics: A Handbook of Concepts, Definitions, and Terminology and read as follows:

OPERATING EXPENDITURES.--Costs necessary to the rendering of library service, i.e., expenditures for personnel, library materials, binding and supplies, repair or replacement of existing furnishings and equipment, and costs necessary for the maintenance of plant.

SALARIES (Personnel Costs).--A category of library expenditures comprising items relating to the staffing of the library, except those for which the library contracts with an outside party; e.g. salaries and wages before any deductions for social security, hospitalization, and retirement.

LIBRARY MATERIALS.--Those book, periodical, and nonbook items provided by a library for its clientele. This does not include equipment with which to see, hear, or read the items (e.g. projectors, phonographs, readers).

BINDING AND REBINDING.--The process of producing a single volume from leaves, sheets, signatures, or issues of periodicals, or of covering such a volume, either initially, as in the case of "binding," or as a thorough restoration of a volume, involving resewing and a new cover, as in the case of "rebinding." For statistical purposes, repairing and mending are not included with these activities.

Table L provides the percentage distribution of the basic budget items for various types of libraries. National libraries, as compared with the other types, show a particularly low percentage of operating expenditures for library materials and a correspondingly high percentage for salaries due to extensive exchange programs and the ability of these libraries to secure free copies of materials through the provisions of U. S. copyright legislation.

TABLE L

**SELECTED LIBRARY EXPENDITURE DATA (IN PERCENT),
by TYPE OF INSTITUTION AND CATEGORY**

Item	Public libraries serving 25,000 population and over	College and university libraries	Special Federal Libraries		
			National	Civilian agencies	Defense agencies
Total operating expenditures	100.0	100.0	100.0	100.0	100.0
Salaries	65.6	49.2	70.3	66.5	61.0
Library materials	17.0	33.4	8.6	27.9	24.5
Binding and re-binding	1.2	3.8	1.6	2.4	2.0
Other	16.2	13.6	19.5	3.2	12.5

The difference in budget items between the various types of special Federal libraries appears in the listing of average expenditure data in Table D which indicates that Defense agency libraries in the D.C. Metropolitan Area spend more on salaries than those in other parts of the country.

TABLE M

**SUMMARY OPERATING EXPENDITURE DATA (IN DOLLARS)
OF SPECIAL FEDERAL LIBRARIES, BY CATEGORY**

Item	All libraries		National libraries		All other	
	Amount	No.	Amount	No.	Amount	No.
Total operating expenditures	58,187,838	341	33,504,641	3	24,683,197	338
Salaries	39,396,795	335	23,521,888	3	15,874,907	332
Library materials...	9,049,928	305	2,839,917	3	6,210,011	302
Binding and re-binding	1,026,480	272	541,332	3	485,148	269
Other	8,701,635	249	6,601,504	3	2,100,131	246

Actual expenditures as reported in Table M indicate that the Federal Government spent about \$60 million in 1965 for its special library operations, of which about \$40 million went for salaries and \$10 million for library materials. Binding, reported by only 272 institutions, came to slightly over \$1 million and other operating expenditures to about \$9 million.

Further budget breakdowns are given in basic tables 7A and 7B for the D.C. Metropolitan Area and other parts of the country. Measures of variability for expenditure data in the D.C. area by type of agency are supplied in basic tables 8A, B and C, and in the United States, excluding the Washington Metropolitan Area, by type of agency in basic tables 9A and 9B. They will permit the administrator of a Federal library to place himself among his "peez" group by providing the 10th and 90th percentile and the mean and median positions.

TABLE 1A - SELECTED MANAGEMENT DATA OF SPECIAL FEDERAL LIBRARIES,
(In columns 2, 4, and 6, the numerals refer to agency occupation and subject codes in Appendix 2. In column 5 the letters indicate
For footnotes, see page 72 .)

NAME AND TYPE OF LIBRARY	AGENCY CODE	DATE ESTABLISHED	CLIENTELE			DATA ON				
			USER OCCUPATION	OPEN TO PUBLIC	PRIM. SUBJ. AREA COLL.	NUMBER OF VOLUMES		NUMBER OF SERIAL TITLES		NUMBER OF AND
						AT END OF YEAR	ADDED DURING YEAR	AT END OF YEAR	ADDED DURING YEAR	AT END OF YEAR
1	2	3	4	5	6	7	8	9	10	11
NATIONAL LIBRARIES										
LIBRARY OF CONGRESS <u>1/</u>	063	1800		R		13,453,168	313,674	100,000	11,190	5,292,799
NATL AGRICULTURAL LIBRARY	675	1862		Y	60	1,248,000	19,773	22,995	2,038	
NATL LIBRARY OF MEDICINE	810	1836		R	90	1,058,428	18,727	16,557	1,299	
CIVILIAN LIBRARIES										
DEPT OF STATE	107	1789	24	R	23	352,297	12,781			366,396
TREASURY DEPT	149	1789	30	R	30	100,000				
INTERNAL REVENUE SERVICE	164	1917	30	N	30	36,200	1,500	35		
DEPT OF JUSTICE										
MAIN LIBRARY <u>2/</u>	530	1870	30	N	30	200,000	10,000			
DEPT OF JUSTICE										
CIVIL DIVISION LIBRARY	537	1938	30	N	30					
BUREAU OF PRISONS <u>3/</u>	546	1962	15	R	15	1,740	267	100	5	300
POST OFFICE DEPT	563	1955	23	Y	23	43,068	4,745	940	29	24,066
DEPT OF INTERIOR <u>4/</u>	594	1949	62	Y	61	721,000	57,500	7,000	7,500	
OFFICE OF GEOGRAPHY	610	1943		N	70	14,485	560	08	10	550
BUREAU OF MINES										
RESEARCH CENTER LIBRARY	623	1943	53	R	71	11,977	506	170	5	3,690
GEOLOGICAL SURVEY <u>5/</u>	624	1879	71	R	71	498,782	8,868	4,386	10	
DEPT OF COMMERCE	732	1913	21	R	21	472,473	5,152	10,000		
BUREAU OF THE CENSUS	743	1952	02	R	02	185,652	11,392	9,500		
COAST & GEODETIC SURVEY										
ESSA, DEPT OF COMMERCE	744	1846	50	R	52	137,500	3,387			
MARITIME ADMINISTRATION	749	1955	83	Y	85	53,208		610		2,000
PATENT OFFICE										
SCIENTIFIC LIBRARY <u>6/</u>	750	1836	31	R	83	208,000	8,800	1,800	100	
PATENT OFFICE										
RESEARCH & DEVELOPMENT LIBRARY	750	1962		R	01					
BUREAU OF PUBLIC ROADS <u>7/</u>	751	1902	83	R	80	181,618	8,805	685		
NATL BUREAU OF STANDARDS	753	1902	50	R	50	120,000	3,111		2,500	26,000
WEATHER BUREAU LIBRARY										
ENVIRONMENTAL SCI SERVICE ADMIN	755	1870	73	R	73	149,900	5,100	2,350	50	
DEPT OF LABOR	767	1918	21	Y	22	410,000	13,315			
DEPT OF LABOR LAW LIBRARY										
OFFICE OF SOLICITOR	787	1940	30	Y	30	58,000				
DEPT OF HEALTH, ED & WELFARE <u>8/</u>	802	1953		R	11	500,000	1,800	5,000		
PUBLIC HEALTH SERVICE										
DIVISION OF CHRONIC DISEASES	805	1944	90	R	90	11,535	832	261	11	
PUBLIC HEALTH SERVICE										
RADIOLOGICAL HEALTH LAB LIBRARY	805		52	R	62	6,500	850	300	10	35,350
FREEDMENS HOSPITAL										
SCHOOL OF NURSING	807	1947	91	R	90	6,686	539	94		
NATL INSTITUTE OF HEALTH	809	1903	50	R	90	95,000	7,850	5,500	75	
NATL INS OF MENTAL HEALTH										
RESEARCH GRANTS BRANCH	809	1962	13	R	90	1,200	480	175	42	
FEDERAL HOUSING ADMINISTRATION	855	1934	83	Y	41	75,700	3,600	700		5,000
DEFENSE LIBRARIES										
GEORGE WASHINGTON UNIVERSITY										
HUMAN RESOURCES OFFICE <u>9/</u>	188	1951	13	N	13	23,700	6,700	179	20	
SPECIAL PROJECTS OFFICE										
TECHNICAL LIBRARY	188	1956	84	R	50	1,919	42	125		77,000
WEAPONS SYSTEMS EVALUATION GRP										
UNCLASSIFIED DOCUMENT LIBRARY	188	1952	84	N	83	150	12	68		2,500
MILITARY ASSISTANCE INSTITUTE	218	1958	04	N	70	7,500	800	135		150
COURT OF MILITARY APPEALS	224	1952	30	R	30	16,006	538			
ARMY										
DEPT OF DEFENSE, ARMY MAP SERV										
GEODETIC LIBRARY, <u>10/</u>	237	1944	70	N	70	28,000	700	100		404,600
ADJUTANT GENERAL'S OFFICE										
ARMY LIBRARY <u>11/</u>	261	1944	84	R	84	276,000		2,000		750,000
ARMY CHIEF OF ENGINEERS	261	1941	80	R	80	42,750	1,500	350		30,000
WALTER REED ARMY INST OF RES	261	1946	90	R	90	24,340	2,080	635		300
WALTER REED GENERAL HOSPITAL	261	1909	90	N	90	15,497	2,158	338	16	
NAVY										
NAVY DEPARTMENT	287	1882	84	Y	84	100,000	2,500	500	10	10,500
NAUTICAL CHART LIBRARY	295	1940	70	R	70					
NAVAL OBSERVATORY	295	1844	73	Y	73	60,000	813	900	20	
NAVAL OCEANOGRAPHIC OFFICE										
LIBRARY CODE 1640	295	1871	72	R	72	65,000		750		65,000
NAVAL EXPL ORD DISPOSAL FACILITY <u>12/</u>										
TECHNICAL LIBRARY	303	1954	83	N	84	800	100	100	5	28,000
NAVAL PROPELLANT PLANT										
TECHNICAL LIBRARY	303	1942	53	N	53	10,425	925	300	25	31,000
BUREAU OF NAVAL WEAPONS										
TECHNICAL LIBRARY	305	1959	83	R	84	501,738	12,068	478		7,000

BY LIBRARY, FISCAL YEAR 1965 - WASHINGTON METROPOLITAN AREA

responses as follows: Y - open to public without restriction; N - not open to public; R - open to public with restrictions.

LIBRARY COLLECTION							NAME AND TYPE OF LIBRARY
GOVERNMENT DOCUMENTS TECHNICAL REPORTS	NUMBER OF MICROFORMS		NUMBER OF FEET OF VERTICAL FILE MATERIAL		NUMBER OF MAPS		
ADDED DURING YEAR	AT END OF YEAR	ADDED DURING YEAR	AT END OF YEAR	ADDED DURING YEAR	AT END OF YEAR	ADDED DURING YEAR	
12	13	14	15	16	17	18	19
							NATIONAL LIBRARIES
75,000	586,832	49,948			2,886,455	103,825	LIBRARY OF CONGRESS NATL AGRICULTURAL LIBRARY NATL LIBRARY OF MEDICINE
	15,400	310	8				CIVILIAN LIBRARIES
3,079	6,848	100					DEPT OF STATE TREASURY DEPT INTERNAL REVENUE SERVICE DEPT OF JUSTICE MAIN LIBRARY DEPT OF JUSTICE CIVIL DIVISION LIBRARY BUREAU OF PRISONS POST OFFICE DEPT DEPT OF INTERIOR OFFICE OF GEOGRAPHY BUREAU OF MINES RESEARCH CENTER LIBRARY
	120		128				
30			20	2			
4,000	289	26	386	3	1,406	1,160	
	225	160	36				
150	15	1	25	6	175,000	12,330	
320	192	10	26	2	69	3	
					249,620	10,999	GEOLOGICAL SURVEY DEPT OF COMMERCE BUREAU OF THE CENSUS COAST & GEODETTIC SURVEY ESSA, DEPT OF COMMERCE MARITIME ADMINISTRATION PATENT OFFICE SCIENTIFIC LIBRARY PATENT OFFICE RESEARCH & DEVELOPMENT LIBRARY BUREAU OF PUBLIC ROADS NATL BUREAU OF STANDARDS WEATHER BUREAU LIBRARY ENVIRONMENTAL SCI SERVICE ADMIN
	417	36	492				
	75	2	77				
	11	10					
	22	10	320		94,550	11,300	
5,284							
	9,890	200	108		226		
	1,975	30					
	760		32		110		DEPT OF LABOR DEPT OF LABOR LAW LIBRARY OFFICE OF SOLICITOR DEPT OF HEALTH, ED & WELFARE PUBLIC HEALTH SERVICE DIVISION OF CHRONIC DISEASES PUBLIC HEALTH SERVICE RADIOLOGICAL HEALTH LAB LIBRARY FREEMEN'S HOSPITAL SCHOOL OF NURSING NATL INSTITUTE OF HEALTH NATL INS OF MENTAL HEALTH RESEARCH GRANTS BRANCH FEDERAL HOUSING ADMINISTRATION
2,050	100,000	3,000					
83	66,160	5,100				25	
			48	1			
			85	3			
							DEFENSE LIBRARIES
							GEORGE WASHINGTON UNIVERSITY HUMAN RESOURCES OFFICE SPECIAL PROJECTS OFFICE TECHNICAL LIBRARY WEAPONS SYSTEMS EVALUATION GRP UNCLASSIFIED DOCUMENT LIBRARY
5,414			6				
1,951			48				
			56	20			MILITARY ASSISTANCE INSTITUTE COURT OF MILITARY APPEALS
							ARMY
1,600	7,000	200	2,500		1,000	50	DEPT OF DEFENSE, ARMY MAP SERV GEODETTIC LIBRARY, ADJUTANT GENERAL'S OFFICE ARMY LIBRARY ARMY CHIEF OF ENGINEERS WALTER REED ARMY INST OF RES WALTER REED GENERAL HOSPITAL
	4,990		48				
50	10		4				
							NAVY
1,100	15,000	1,000	120	10	2,500	500	NAVY DEPARTMENT NAUTICAL CHART LIBRARY NAVAL OBSERVATORY NAVAL OCEANOGRAPHIC OFFICES LIBRARY CODE 1640 NAVAL EXPL ORD DISPOSAL FACILITY TECHNICAL LIBRARY NAVAL PROPELLANT PLANT TECHNICAL LIBRARY BUREAU OF NAVAL WEAPONS TECHNICAL LIBRARY
	40				18,000	400	
	650		400		200		
2,000	1,500	1,500			100		
2,000	7,500						
2,500	2,600		20				

TABLE 1A - SELECTED MANAGEMENT DATA OF SPECIAL FEDERAL LIBRARIES,
(In columns 2, 4, and 6, the numerals refer to agency occupation and subject codes in Appendix 2. In column 5 the letters indicate
For footnotes, see page 72 .)

NAME AND TYPE OF LIBRARY	AGENCY CODE	DATE ESTABLISHED	CLIENTELE			DATA ON				
			USER OCCUPATION	OPEN TO PUBLIC	PRIM. SUBJ. AREA COLL.	NUMBER OF VOLUMES		NUMBER OF SERIAL TITLES		NUMBER OF AND AT END OF YEAR
						AT END OF YEAR	ADDED DURING YEAR	AT END OF YEAR	ADDED DURING YEAR	
1	2	3	4	5	6	7	8	9	10	11
NAVY (continued)										
NAVAL SHIP SYSTEMS COMMAND TECHNICAL LIBRARY SHIPS-2021	307	1940	83	R	83	30,405	1,485	750	100	157,500
DAVID TAYLOR MODEL BASIN 13/	307	1943	83	R	83	26,000	1,186		400	116,000
CENTRAL LIBRARY	309	1941	83	N	83	12,750	635	275	9	5,000
BUREAU OF YARDS & DOCKS TECHNICAL LIBRARY	311	1950		N	20	15,000	1,200			3,500
EDWARD RHODES STITT LIBRARY	313	1902	90	R	90	41,910	1,251	600	15	8,500
NAVAL MEDICAL RESEARCH INST TECHNICAL REFERENCE LIBRARY	313	1943	90	R	90	16,300	725	300	25	12,000
BUREAU OF NAVAL PERSONNEL TECHNICAL LIBRARY	315	1944		N	20	4,175		175		5,000
NAVAL PERSONNEL PROGRAM SUPPORT PERSONNEL RESEARCH LAB TECH LIB	315	1960	20	N	13	1,015	75	70	5	700
NAVAL PERSONNEL PROGRAM SUPPORT TRAINING PUBLICATIONS DIVISION	315	1948	11	N	84	35,010	505	110	8	25
NAVAL RESEARCH LAB TECHNICAL LIBRARY	317	1927	50	N	50	100,000		1,400		250,000
OFFICE OF THE NAVY JUDGE ADVOCATE GENERAL LIBRARY	322	1880	30	R	30	37,000	880	91	2	
AIR FORCE										
AIR FORCE OFFICE OF SCIENTIFIC RESEARCH 14/	444	1956	50	R	50	11,339	1,718	479		30,000
AIR FORCE SYSTEMS COMMAND HEADQUARTERS LIBRARY	454	1952	81	N	81	5,797	915	350	10	7,500
DOD AGENCIES										
DEFENSE ATOMIC SUPPORT AGENCY TECHNICAL LIBRARY	481	1950	84	N	84	60,000	6,000	250	30	60,000
DEFENSE INTELLIGENCE AGENCY INTELLIGENCE LIBRARY	487	1962	84	N	84	21,844		3,200		600,000
NAVAL DEFENSE INTELLIGENCE SCH NAVAL STA ANACOSTIA ANNEX	487	1946	84	N	24	16,050	1,500	260	20	3,630
DEFENSE DOCUMENTATION CENTER TECHNICAL REFERENCE LIBRARY	489	1958	01	R	81	5,180	584	250		
DEF SUPPLY AGENCY, CAMERON STA 15/	489	1962	84	N	20	6,500	500	192		
OTHER AGENCIES										
GENERAL ACCOUNTING OFFICE LAW LIBRARY	061	1950	30	N	30	37,290	4,766	101	25	7,479
SUPREME COURT	071	1873	30	R	30	200,000	3,700	1,500	50	40,000
BUREAU OF THE BUDGET	093	1940	23	R	23	113,338	8,395	2,260		
ATOMIC ENERGY COMMISSION ATOMIC ENERGY COMMISSION LAW LIBRARY	862	1947		R	52	90,000	4,000	1,200	15	300,000
CIVIL AERONAUTICS BOARD	864	1954	30	R	30	15,555	490	22	3	
EXPORT-IMPORT BANK OF WASH	864	1941	30	Y	30	23,234	116			140
FEDERAL AVIATION AGENCY 16/	867	1945	21	N	24	10,500	525	800	50	1,000
FEDERAL COMMUNICATIONS COMM	874	1928	82	R	81	51,250	1,120	1,250		55,000
FEDERAL DEPOSIT INS CORP	875	1952	30	R	00	27,440	758	179		35,000
	876	1935	30	R	30	25,600	250	150	5	1,000
FEDERAL HOME LOAN BANK BOARD LAW LIBRARY	877	1933	30	N	30	20,550	285			700
FEDERAL HOME LOAN BANK BOARD OFFICE OF RESEARCH & HOME FIN	877		21	R	22	3,175	235	340		248
FEDERAL RESERVE SYSTEM RESEARCH LIBRARY	884	1918	21	R	21	74,523	2,532	1,300		
FEDERAL TRADE COMMISSION	888	1915	21	R				510		
GENERAL SERVICES ADMINISTRATION CENTRAL OFFICE LIBRARY	889	1961	30	R	30	72,674	2,944	255	15	5,000
INTERSTATE COMMERCE COMMISSION	901	1892	30	Y	30	80,000				
NATL AERONAUTICS & SPACE AGENCY HEADQUARTERS, TECHNICAL LIB	902	1958	83	R	81	14,400	1,600	950	56	15,500
GODDARD SPACE FLIGHT CENTER	902	1959	50	N	50	65,000		2,400		50,000
NATL LABOR RELATIONS BOARD	903	1937	30	R	30	37,916	1,723	201		3,500
NATL SCIENCE FOUNDATION	904	1951	50	R	50	12,962	1,251	1,261	125	3,625
RAILROAD RETIREMENT BOARD	906	1942	20	R	30	100,000		1,000		
SELECTIVE SERVICE SYSTEM NATIONAL HEADQUARTERS	908	1926	30	Y	10	21,300	125	25		44,000
SMALL BUSINESS ADMINISTRATION REFERENCE LIBRARY	909	1958	22	R	22	6,200	200	320	10	500
SMITHSONIAN INSTITUTION	910	1846	33	R	32	340,289	16,522	3,500		8,000
FREER GALLERY OF ART 17/	910	1923	43	Y	42	40,000	249			
NATL GALLERY OF ART 18/	910	1941	42	N	42	42,752	556	354		
TAX COURT OF THE US	913	1924	30	N	21	20,400	473	110		
CIVIL SERVICE COMMISSION	916	1903	20	Y	23	79,587	4,097	550		
US INFORMATION AGENCY 19/	926	1955	00	N	33	44,891	3,958	666		90,000
VA HOSPITAL, WASHINGTON DC	928		90	N	90	8,753	495	125		
VETERANS ADMINISTRATION LAW LIBRARY	928	1930	30	N	30	17,000	500	110		
VETERANS ADMINISTRATION MED & GEN REFERENCE LIBRARY	928		90	R	90	41,000		452		

BY LIBRARY, FISCAL YEAR 1965 - WASHINGTON METROPOLITAN AREA

responses as follows: Y = open to public without restriction; N = not open to public; R = open to public with restrictions.

LIBRARY COLLECTION							NAME AND TYPE OF LIBRARY
GOVERNMENT DOCUMENTS TECHNICAL REPORTS	NUMBER OF MICROFORMS		NUMBER OF FEET OF VERTICAL FILE MATERIAL		NUMBER OF MAPS		
ADDED DURING YEAR	AT END OF YEAR	ADDED DURING YEAR	AT END OF YEAR	ADDED DURING YEAR	AT END OF YEAR	ADDED DURING YEAR	
12	13	14	15	16	17	18	19
							NAVY (continued)
9,400	150,040		66				NAVAL SHIP SYSTEMS COMMAND TECHNICAL LIBRARY 2SHIPS-2021
7,550	600	60	150	50			DAVID TAYLOR MODEL BASIN CENTRAL LIBRARY
1,000			35				BUREAU OF YARDS & DOCKS TECHNICAL LIBRARY
					5		NAVY BUREAU OF SUPPLIES & ACCTS EDWARD RHODES STITT LIBRARY
550			36	22	50	15	NAVAL MEDICAL SCHOOL NAVAL MEDICAL RESEARCH INST TECHNICAL REFERENCE LIBRARY
862	25		3	6			BUREAU OF NAVAL PERSONNEL TECHNICAL LIBRARY
60			2				NAVAL PERSONNEL PROGRAM SUPPORT PERSONNEL RESEARCH LAB TECH LIB
10			400		10	4	NAVAL PERSONNEL PROGRAM SUPPORT TRAINING PUBLICATIONS DIVISION
	750				500		NAVAL RESEARCH LAB TECHNICAL LIBRARY
	150		144	15			OFFICE OF THE NAVY JUDGE ADVOCATE GENERAL LIBRARY
							AIR FORCE
							AIR FORCE OFFICE OF SCIENTIFIC RESEARCH
1,300	705	52	10	8	25	10	AIR FORCE SYSTEMS COMMAND HEADQUARTERS LIBRARY
							ODD AGENCIES
60,000	10,000	10,000					DEFENSE ATOMIC SUPPORT AGENCY TECHNICAL LIBRARY
	500		420		600,000		DEFENSE INTELLIGENCE AGENCY INTELLIGENCE LIBRARY
400	674		108		70		NAVAL DEFENSE INTELLIGENCE SCH NAVAL STA ANACOSTIA ANNEX
	300		28				DEFENSE DOCUMENTATION CENTER TECHNICAL REFERENCE LIBRARY
							DEF SUPPLY AGENCY, CAMERON STA
							OTHER AGENCIES
808			360	20			GENERAL ACCOUNTING OFFICE LAW LIBRARY
	35,400		100				SUPREME COURT
58,000	169	169	133				BUREAU OF THE BUDGET
	150		80				ATOMIC ENERGY COMMISSION ATOMIC ENERGY COMMISSION LAW LIBRARY
7			12		14	3	CIVIL AERONAUTICS BOARD
300			120	30	10	10	EXPORT-IMPORT BANK OF WASH
11,000	36,614	276	217	54			FEDERAL AVIATION AGENCY
650			36	5			FEDERAL COMMUNICATIONS COMM
25							FEDERAL DEPOSIT INS CORP
35							FEDERAL HOME LOAN BANK BOARD LAW LIBRARY
							FEDERAL HOME LOAN BANK BOARD OFFICE OF RESEARCH & HOME FIN
			270		100		FEDERAL RESERVE SYSTEM RESEARCH LIBRARY
	50	16	1,142		150	10	FEDERAL TRADE COMMISSION GENERAL SERVICES ADMINISTRATION
800			240	80			CENTRAL OFFICE LIBRARY INTERSTATE COMMERCE COMMISSION
2,100	200,620	50,030	45	6	18	3	NATL AERONAUTICS & SPACE AGENCY HEADQUARTERS, TECHNICAL LIB
1,500	120,000		44	20			GODDARD SPACE FLIGHT CENTER
400			16	4			NATL LABOR RELATIONS BOARD
			164				NATL SCIENCE FOUNDATION
							RAILROAD RETIREMENT BOARD SELECTIVE SERVICE SYSTEM
1,050	10		500		130		NATIONAL HEADQUARTERS SMALL BUSINESS ADMINISTRATION
150			140	10			REFERENCE LIBRARY SMITHSONIAN INSTITUTION
							FREER GALLERY OF ART NATL GALLERY OF ART
			8				TAX COURT OF THE US CIVIL SERVICE COMMISSION
2,500	224	43	45,125		100		US INFORMATION AGENCY VA HOSPITAL, WASHINGTON DC
	4,400	140	3				VETERANS ADMINISTRATION LAW LIBRARY
							VETERANS ADMINISTRATION MED & GEN REFERENCE LIBRARY
	100		198				

TABLE 1B - SELECTED MANAGEMENT DATA OF SPECIAL FEDERAL LIBRARIES,
(In columns 2, 4, and 6, the numerals refer to agency occupation and subject codes in Appendix 2. In column 5 the letters indicate
For footnotes, see page 72 .)

NAME AND TYPE OF LIBRARY	AGENCY CODE	DATE ESTABLISHED	CLIENTELE			NUMBER OF VOLUMES		NUMBER OF SERIAL TITLES		DATA ON
			USER OCCUPATION	OPEN TO PUBLIC	PRIM. SUBJ. AREA COLL.	AT END OF YEAR	ADDED DURING YEAR	AT END OF YEAR	ADDED DURING YEAR	NUMBER OF
										AND
1	2	3	4	5	6	7	8	9	10	11
ALABAMA										
TUSCALOOSA METALLURGY RES LAB	623	1938	52	R	52	3,528		50		1,200
MISSILE & MUNITIONS CENTER SCH										
TECHNICAL LIBRARY 1/	237	1952		N	82	70,355	4,600	250		
NOBLE ARMY HOSPITAL	261	1951	90	N	90	3,457	355	110	12	125
REDSTONE SCIENTIFIC INFO CENTER 2/	267	1949		N	83	106,000	15,000	6,000	600	700,000
MAXWELL AIR FORCE HOSPITAL	448	1956	90	N	90	4,690				
VA HOSPITAL, BIRMINGHAM	947	1953	90	N	90	9,019	721	304		
VA HOSPITAL, TUSCALOOSA	947	1932		N	90	2,978	50			
VA HOSPITAL, TUSKEGEE	947	1924	91	K	90	22,016	973	363		
ARIZONA										
NATL PARK SERVICE										
SOUTHWEST ARCHEOL CENTER 2/	621	1900	14	R	14	9,998	217	17		
VA HOSPITAL, TUCSON	947	1928		R	90	4,109	503	200		
ARKANSAS										
VA HOSPITAL, LITTLE ROCK	947	1950	90	N	90	4,503	366	177		12
CALIFORNIA										
PACIFIC SW FOREST SERVICE										
FOREST & RANGE EXPERIMENT STA 4/	683	1960	61	N	61	6,743	2,506	502	36	
AGRICULTURAL RESEARCH SERVICE										
WESTERN REG RESEARCH LAB	697	1940	53	R	53	14,000	550	588		14,000
PUBLIC HEALTH SERVICE										
HOSPITAL, SAN FRANCISCO	805	1933	90	N	90	4,578	170	101	10	155
FLEET COMPUTER PROGRAM CENTER										
PACIFIC TECHNICAL LIBRARY	303	1961	84	N	01	545	34	103	4	8,999
NAVAL ORD TEST STATION, CHINA LK	305	1946	83	R	50	60,000	1,700	748		160,000
NAVAL ORDNANCE LAB, CORONA	305	1952	82	N	50	11,342	1,199	460	10	30,000
PASADENA NAVAL ORDNANCE TEST STA	305	1945	83	N	82	17,500	500	400		50,000
PT HUGU NAVAL MISSILE CENTER	305	1946	83	R	81	40,000	2,300	450		110,000
NAVY ELECTRONICS LAB, SAN DIEGO	305	1946	50	R	50	55,922	4,195	923	31	99,080
NAVAL RADIOLOGICAL DEFENSE LAB	305	1947	50	R	52	21,086	450	410	5	38,000
NAVAL CIVIL ENG LAB, PT HUENEME 5/	309	1950	80	R	83	12,143	1,143	329	9	21,368
CIVIL ENGINEER CORPS OFFICERS										
NAVAL SCHOOL	309	1946	84	N	83	2,779	215	125	2	5,797
SAN FRANCISCO BAY NAVAL SHIPYD										
SHIPYARD TECH LIB 247A7	309		83	N	83	3,525		55		31,810
NAVAL SUPPLY CENTER, OAKLAND										
TECHNICAL LIBRARY	311	1943	82	R	80	5,000				
NAVAL HOSPITAL, OAKLAND	313	1947	90	N	90	15,000	645	275	11	
NAVAL HOSPITAL, SAN DIEGO	313	1923	90	R	90	10,630	769	342	25	200
NAVAL PERSONNEL RES ACTIVITY										
SAN DIEGO	315	1953	13	R	13	1,496	389	105	16	10,000
NAVAL POSTGRAD SCHOOL, MONTEREY	315	1946	11	R	83	114,500	6,900	1,655	35	171,264
NAVAL TRAINING CENTER, SAN DIEGO	317	1922		N	84	28,171	1,260	125		
NAVAL AMPHIBIOUS BASE, CORONADO	341	1944		N	84	11,356	939			
MCAS EL TORO 27/	341	1945		R	84	30,020	1,500	120		100
WESTERN LIBRARY SERVICE CENTER	438	1950		N	82	51,129		55		
SMAMA BASE LIBRARY	452	1942		R	81	19,246	821	714	21	100
AIR FORCE FLIGHT TEST CENTER										
EDWARDS AIR FORCE BASE	454	1955	83	N	81	31,038	4,148	836	101	58,858
SPACE SYSTEMS DIVISION										
TECHNICAL LIBRARY AFL 2822	454	1958	84	N	81	15,406	1,270			4,672
DEF LANGUAGE INST WEST CST BR 6/	479	1944		R	32	16,448	980	410	52	220
9TH CIRCUIT COURT OF APPEALS	072	1893	30	Y	30	21,268	800			
NASA AMES RESEARCH CENTER	902	1940	81	N	81	25,000	4,050	828	40	80,550
VA HOSPITAL, FRESNO	947	1950		N	90	6,568	98	197		11
VETERANS HOSPITAL, LIVERMORE	947	1925	90	N	90	10,106	786	200	200	
VA HOSPITAL, LONG BEACH	947	1946	90	R	90	9,921	650	315	12	
VA HOSPITAL, SEPULVEDA	947	1955	90	N	90	6,096	419	224	30	350
VA HOSPITAL, MARTINEZ	947	1946	90	R	90	8,102	473	283		
VA HOSPITAL, SAN FRANCISCO	947	1947	90	N	90	7,152	323		183	
VA HOSPITAL, PALO ALTO	947	1923	90	N	13	7,755	454	225		
COLORADO										
GEOLOGICAL SURVEY, DENVER 7/	624	1948	71	R	71	70,000	5,000	600	50	25,000
BUREAU OF RECLAMATION 8/	631		80	K	71	15,600	345	550		155,690
ENVIRON SCIENCE SERV ADMIN										
BOULDER LABORATORIES LIBRARY	732	1951	52	R	52	90,000	7,380	1,050		1,000
AIR FORCE ACCT & FIN CTR, DENVER	476	1951	22	N	22	12,044	1,047	309	297	184,907
CONNECTICUT										
SUBMARINE BASE, GROTON										
SUBMARINE MEDICAL CENTER	307	1938	62	N	13	7,410	315	125		7,650
VA HOSPITAL, NEWINGTON	947	1931		N	90	6,596	371	196		
VA HOSPITAL, WEST HAVEN	947	1953	90	R	90	6,466	519	270	8	

BY LIBRARY, FISCAL YEAR 1965 - U.S., BY STATE, EXCLUDING WASHINGTON METROPOLITAN AREA
 responses as follows: Y - open to public without restriction; N - not open to public; R - open to public with restrictions.)

LIBRARY COLLECTION							NAME AND TYPE OF LIBRARY	
GOVERNMENT DOCUMENTS TECHNICAL REPORTS		NUMBER OF MICROFORMS		NUMBER OF FEET OF VERTICAL FILE MATERIAL		NUMBER OF MAPS		
ADDED DURING YEAR	AT END OF YEAR	ADDED DURING YEAR	AT END OF YEAR	ADDED DURING YEAR	AT END OF YEAR	ADDED DURING YEAR		19
12	13	14	15	16	17	18		
ALABAMA								
							TUSCALOOSA METALLURGY RES LAB MISSILE & MUNITIONS CENTER SCH TECHNICAL LIBRARY NOBLE ARMY HOSPITAL REDSTONE SCIENTIFIC INFO CENTER MAXWELL AIR FORCE HOSPITAL VA HOSPITAL, BIRMINGHAM VA HOSPITAL, TUSCALOOSA VA HOSPITAL, TUSKEGEE	
35	35		50	2				
93,000	440,000	117,000	36					
	25		4		85	12		
			15					
ARIZONA								
							NATL PARK SERVICE SOUTHWEST ARCHEOL CENTER VA HOSPITAL, TUCZON	
			135	9	10			
			3					
ARKANSAS								
							VA HOSPITAL, LITTLE ROCK	
			12					
CALIFORNIA								
							PACIFIC SW FOREST SERVICE FOREST & RANGE EXPERIMENT STA AGRICULTURAL RESEARCH SERVICE WESTERN REG RESEARCH LAB PUBLIC HEALTH SERVICE HOSPITAL, SAN FRANCISCO FLEET COMPUTER PROGRAM CENTER PACIFIC TECHNICAL LIBRARY NAVAL ORD TEST STATION, CHINA LK NAVAL ORDNANCE LAB, CORONA PASADENA NAVAL ORDNANCE TEST STA PT MUGU NAVAL MISSILE CENTER NAVY ELECTRONICS LAB, SAN DIEGO NAVAL RADIOLOGICAL DEFENSE LAB	
400	100	2	12		2,690			
30			9	9				
729								
9,500	5,100							
4,017								
2,000	50	2						
15,000	100	50	50		20,000	200		
9,566	737	38	45	3	6,000	50		
2,318	106,208	13,223	31	4	160	5		
3,257	16,586				1,145	198		
500			20		75			
	51,000		2,000					
	100		4					
20			8					
1,000			1			1		
4,450	141,220	25	11	1		2		
			10					
50			6	1				
40			6	1	30	8		
5,622	10,000		12		793	126		
1,700			10	3	400			
							MCAS EL TORO WESTERN LIBRARY SERVICE CENTER SHAMA BASE LIBRARY AIR FORCE FLIGHT TEST CENTER EDWARDS AIR FORCE BASE SPACE SYSTEMS DIVISION TECHNICAL LIBRARY AFL 2822	
35								
7,050	51,400	10,005	40	5	2	2		
			9					
			25	5				
85			4	4				
			16					
			8					
COLORADO								
1,000	110	12	40	1	50,000	2,400		
561			6	1				
12,307	18,025	10,004	240	10	25	10		
			629	60	160			
							GEOLOGICAL SURVEY, DENVER BUREAU OF RECLAMATION ENVIRON SCIENCE SERV ADMIN BOULDER LABORATORIES LIBRARY AIR FORCE ACCT & FIN CTR, DENVER	
CONNECTICUT								
							SUBMARINE BASE, GROTON SUBMARINE MEDICAL CENTER VA HOSPITAL, NEWINGTON VA HOSPITAL, WEST HAVEN	
330			40	2	100			
			8					

TABLE 1B - SELECTED MANAGEMENT DATA OF SPECIAL FEDERAL LIBRARIES.
(In columns 2, 4, and 6, the numerals refer to agency occupation and subject codes in Appendix 2. In column 5 the letters indicate
For footnotes, see page 72 .)

NAME AND TYPE OF LIBRARY 1	AGENCY CODE 2	DATE ESTAB- LISHED 3	CLIENTELE			NUMBER OF VOLUMES		NUMBER OF SERIAL TITLES		DATA ON NUMBER OF AND
			USER OCCU- PA- TION 4	OPEN TO PUB- LIC 5	PRIM. SUBJ. AREA COLL. 6	AT END OF YEAR 7	ADDED DURING YEAR 8	AT END OF YEAR 9	ADDED DURING YEAR 10	AT END OF YEAR 11
DELAWARE										
VETERANS HOSPITAL, WILMINGTON	947	1947	90	N	90	3,036	309	175		
FLORIDA										
NAVAL AIR STATION, JACKSONVILLE	297	1941	20	N	83	726	65			166,250
TECH FILES & LIB BRANCH	305	1954	52	N	72	50,000	3,500	400	25	
NAVY MINE DEFENSE LAB										
AIR PROVING GROUND CENTER	460	1958	83	R	50	14,148	1,249	535	114	146,865
EGLIN AFB TECH LIB	902	1962	83	N	81	9,807	4,286	800	71	50,000
KENNEDY SPACE CENTER 2/	947	1941	90	R	90	8,298	150	625		
VA HOSPITAL, CDRL GABLES										
GEORGIA										
PUBLIC HEALTH SERVICE	805	1946	62	R	62	35,000	3,300	600	600	150
COMM DISEASE CENTER, ATLANTA										
PUBLIC HEALTH CENTER, ATLANTA	805	1964	42	N	11	288		66		57
MEDICAL AV REFERENCE ROOM	188	1954	13	R	13	10,654	1,281	62	4	
HUMRRO DIV 4, FORT BENNING	259	1952		N	82	15,000	3,700	170	30	
ARMY SOUTHEAST SIGNAL SCHOOL	261	1952			90	5,100		50		300
MARTIN ARMY HOSPITAL										
HQ CONTINENTAL AIR COMMAND	460	1949	84	N	84	42,000	8,000	607	45	
ROBINS AIR FORCE BASE	947	1952	90	N	90	13,899	987	268		92
VA HOSPITAL, ATLANTA										
VA HOSPITAL, AUGUSTA	947	1952	90	R	90	4,566	340	110	3	150
FOREST HILLS DIVISION										
VA HOSPITAL, AUGUSTA	947	1922	90	N	90	3,015	302	78	4	
LENWOOD DIVISION	947	1948	90	N	90	2,242	52	115		
VA CENTER, DUBLIN										
IDAHO										
VA CENTER, BOISE	947	1922	90	R	90	3,192	147	67		
ILLINOIS										
OFFICE OF US ATTORNEY, CHICAGO	532		30	N	30	8,000	500			
DEPT OF AGRICULTURE										
NORTHERN UTILIZATION RES & DEV	697	1940	50	R	53	27,041	2,966	592	37	
BUREAU OF YARDS & DOCKS										
MIDWEST DIVISION LIBRARY 10/	309	1951	50	R	83	2,580	200	160	4	14,482
GREAT LAKES NAVAL HOSPITAL										
MEDICAL LIBRARY	313	1945	90	N	90	5,200	370	150		
CHANUTE AIR FORCE BASE LIB	364		84	N	81	29,726	1,469	6		
US COURTS, CHICAGO	072	1964	30	N	30	484				
RAILROAD RETIREMENT BOARD	906	1942	30	N	30	100,000	1,452	425		
VETERANS ADMIN, CHICAGO										
RESEARCH HOSPITAL LIBRARY	947	1954	90	N	90	11,869	1,657	190		
VETERANS ADMINISTRATION										
WESTSIDE HOSPITAL LIBRARY	947	1953	90	N	90	14,855	996	278		
VA HOSPITAL, GOWNEY	947	1926	12	N	90	7,154	426	201	206	
VA HOSPITAL, HINES	947	1921	90	N	90	35,060	2,369	636	3	
INDIANA										
NAVAL AVIONICS FACILITY, INDPLS	297	1945	83	N	82	8,700	500	450	13	20,000
CRANE NAVAL AMMUNITION DEPOT 11/	305	1958	83	N	83	8,220	862	353	30	107,772
VA HOSPITAL, FORT WAYNE	947	1950	90	N	90	1,165	91	72		202
VA HOSPITAL, INDIANAPOLIS	947	1957	90	N	90	6,200		148		
VA MEDICAL LIBRARY, MARION	947	1915	90	R	90	2,901		198		
IOWA										
NATL ANIMAL DISEASE LAB	697	1961	63	N	63	8,000	500	350	5	400
AMES LABORATORY DOCUMENT LIB	862	1947	50	N	50	1,500	100	80	5	165,120
VA HOSPITAL, IOWA CITY	947	1952	90	R	90	4,218	285	200		
VA CENTER, DES MOINES	947	1934	90	N	90	4,218	357	138		
KANSAS										
VA HOSPITAL TOPEKA	947	1946	90	R	90	11,496	721	300	15	
VA CENTER, WADSWORTH	947	1930	90	N	90	2,966	376	150	20	
KENTUCKY										
PUB HEALTH SERV HOSPITAL, LEXINGTON	805	1935	90	R	90	10,900	650	135	90	6,200
NAVAL ORD PLANT, IROQUOIS STA	305	1961	83	R	83	2,000				
VA HOSPITAL, LEXINGTON	947	1934	90	R	13	13,130	585	150		
VA HOSPITAL, LOUISVILLE	947	1941	90	N	90	5,103	287	250	5	
LOUISIANA										
SOUTHERN FOREST EXPR STA	683	1921	62	R	61	6,343	245	850	80	22,807
PUB HEALTH SERV HOSPITAL, NEW ORLEANS 12/	805	1957	90	R	90	4,000	275	121	10	100
VA HOSPITAL, ALEXANDRIA	947	1929	90	R	90	7,856		85	85	

BY LIBRARY, FISCAL YEAR 1965 - U.S., BY STATE, EXCLUDING WASHINGTON METROPOLITAN AREA
 responses as follows: Y = open to public without restriction; N = not open to public; R = open to public with restrictions.)

LIBRARY COLLECTION							NAME AND TYPE OF LIBRARY
GOVERNMENT DOCUMENTS TECHNICAL REPORTS	NUMBER OF MICROFORMS		NUMBER OF FEET OF VERTICAL FILE MATERIAL		NUMBER OF MAPS		
ADDED DURING YEAR	AT END OF YEAR	ADDED DURING YEAR	AT END OF YEAR	ADDED DURING YEAR	AT END OF YEAR	ADDED DURING YEAR	
12	13	14	15	16	17	18	19
							DELAWARE
			18				VETERANS HOSPITAL, WILMINGTON
							FLORIDA
68,100	751,562	99,999	1,116		4,000	4,000	NAVAL AIR STATION, JACKSONVILLE TECH FILES & LIB BRANCH NAVY MINE DEFENSE LAB AIR PROVING GROUND CENTER EGLIN AFB TECH LIB KENNEDY SPACE CENTER VA HOSPITAL, CORAL GABLES
3,818 14,000	276,439	74,100	2,200 21	1,000			GEORGIA
150	10	1	9	2	75	15	PUBLIC HEALTH SERVICE COMM DISEASE CENTER, ATLANTA PUBLIC HEALTH CENTER, ATLANTA MEDICAL AV REFERENCE ROOM HUMRRO DIV 4, FORT BENNING ARMY SOUTHEAST SIGNAL SCHOOL MARTIN ARMY HOSPITAL HQ CONTINENTAL AIR COMMAND ROBINS AIR FORCE BASE VA HOSPITAL, ATLANTA VA HOSPITAL, AUGUSTA FOREST HILLS DIVISION VA HOSPITAL, AUGUSTA LENWOOD DIVISION VA CENTER, DUBLIN
	15		6 25	6	30	30	
			20		100	10	
12			2	3			
			7	1			
							IDAHO
			4				VA CENTER, BOISE
							ILLINOIS
			30				OFFICE OF US ATTORNEY, CHICAGO DEPT OF AGRICULTURE NORTHERN UTILIZATION RES & DEV BUREAU OF YARDS & DOCKS MIDWEST DIVISION LIBRARY GREAT LAKES NAVAL HOSPITAL MEDICAL LIBRARY CHANUTE AIR FORCE BASE LIB US COURTS, CHICAGO RAILROAD RETIREMENT BOARD VETERANS ADMIN CHICAGO RESEARCH HOSPITAL LIBRARY VETERANS ADMINISTRATION WESTSIDE HOSPITAL LIBRARY VA HOSPITAL, DOWNEY
315	608	70	224		30	6	
			24		15		
			137	2			
			16 3	1			
	327		42	10	279	60	VA HOSPITAL, MINES
							INDIANA
3,000 7,562 6	200 130,120	99,999	299 300	20	100 475	50	NAVAL AVIONICS FACILITY, INOPLS CRANE NAVAL AMMUNITION DEPOT VA HOSPITAL, FORT WAYNE VA HOSPITAL, INDIANAPOLIS VA MEDICAL LIBRARY, MARION
			5				IOWA
80 12,000	90 90,040	12,008	30				NATL ANIMAL DISEASE LAB AMES LABORATORY DOCUMENT LIB VA HOSPITAL, IOWA CITY VA CENTER, DES MOINES
			3				KANSAS
	30	3	50 5	1 2			VA HOSPITAL TOPEKA VA CENTER, WADSWORTH
							KENTUCKY
			63 78 10 10	3	30 50	12	PUB HEALTH SERV HOSPITAL, LEXINGTON NAVAL ORD PLANT, IRROQUOIS STA VA HOSPITAL, LEXINGTON VA HOSPITAL, LOUISVILLE
							LOUISIANA
1,666	47	47	60	8			SOUTHERN FOREST EXPR STA PUB HEALTH SERV HOSPITAL, NEW ORLEANS VA HOSPITAL, ALEXANDRIA
			8 6	6			

TABLE 1B - SELECTED MANAGEMENT DATA OF SPECIAL FEDERAL LIBRARIES,
(In columns 2, 4, and 6, the numerals refer to agency occupation and subject codes in Appendix 2. In column 5 the letters indicate
For footnotes, see page 72 .)

NAME AND TYPE OF LIBRARY	AGENCY CODE	DATE ESTABLISHED	CLIENTELE			NUMBER OF VOLUMES		NUMBER OF SERIAL TITLES		DATA ON
			USER OCCUPATION	OPEN TO PUBLIC	PRIM. SUBJ. AREA COLL.	AT END OF YEAR	ADDED DURING YEAR	AT END OF YEAR	ADDED DURING YEAR	NUMBER OF
										AND
1	2	3	4	5	6	7	8	9	10	11
MAINE										
VA CENTER, TOGUS	947	1866	90	N	90	12,922	134	210	10	
MARYLAND										
PUB HEALTH SERV HCSP, BALTIMORE	805	1947	90	N	90	5,292	107	118	9	
SPECIAL SECURITY ADMINISTRATION	818	1942	02	R	10	41,323	2,290	450		
NAVY MARINE ENGINEERING LAB ^{13/}	307	1948	83	N	83	15,000	1,425	285	16	65,000
VA HOSPITAL, FORT HOWARD	947	1941	90	R	90	10,383	134	10		
VA HOSPITAL, PERRY POINT	947	1932	90	N	90	15,733	851	135		655
MASSACHUSETTS										
BUREAU OF COMMERCIAL FISHERIES										
BIOLOGICAL LAB, WOODS HOLE	621	1892	61	R	63	2,738	69	250		
ARMY NATICK LABORATORIES	237	1946	50	N	62	41,500	2,337	1,050	50	65,000
ARMY SECURITY AGENCY SCHOOL	273	1952		N	82	4,300	130	130		48,000
BOSTON NAVAL SHIPYARD	309	1947	85	N	83	9,024	700	45	5	4,150
CHELSEA NAVAL HOSPITAL	313	1947	90	N	90	6,804	337	180	15	69
BOSTON OFF OF NAVAL RESEARCH ^{14/}	317	1946	50	N	50	1,900	90	100	2	22,500
LAURENCE G HANSCOM FIELD										
BASE LIBRARY AFL 2835	444	1951	82	R	84	14,947	1,966	235		
AFCLR, L G HANSCOM FIELD	444	1948	50	R	50	175,559	14,121	3,800		171,876
SMITHSONIAN INSTITUTION										
ASTROPHYSICAL OBSERVATORY LIB	910	1959	50	R	52	3,449	394	130		20,000
VA HOSPITAL, BEDFORD	947	1928	91	R	90	5,321	405	191	12	100
VA HOSPITAL, BOSTON	947	1952	90	R	90	7,204	450	155	4	
VA HOSPITAL, BROCKTON	947	1953	90	R	90	10,426	850	235	15	1,000
VA HOSPITAL, NORTHAMPTON	947	1935	13	N	90	2,904	310	87		
VA HOSPITAL, WEST ROXBURY	947	1943	90	N	90	4,483	212	127		
MICHIGAN										
DEFENSE LOGISTICS SERV CTR	489	1962		N	20	5,848	250	150		
VA HOSPITAL, DEARBORN	947	1939	90	N	90	4,318		189		
MINNESOTA										
BUREAU OF MINES										
TWIN CITIES RES CTRS	623	1959	71	R	71	4,086	817	198		
VA HOSPITAL, MINNEAPOLIS	947	1927	90	N	90	11,552	925	320	15	25
VA HOSPITAL, ST CLOUD	947	1924	91	R		10,600	11,200	100		
MISSISSIPPI										
ARMY ENGINEER WATERWAYS										
EXPERIMENT STATION, VICKSBURG ^{15/}	261	1931	83	R	83	129,000	16,750	2,700	50	
VA CENTER, JACKSON	947	1946	90	R	90	6,450	325	200		
MISSOURI										
AERONAUTICAL CHART & INFO CTR	476	1943	70	N	70	27,400	3,500	600		19,000
VA HOSPITAL, KANSAS CITY	947	1952	90	R	90	2,819	170	133		
VA HOSPITAL, POPLAR BLUFF	947	1951	90	N	90	3,973	153	84		
VA HOSPITAL, ST LOUIS	947	1954	90	R	90	3,856	85	142		
MONTANA										
PUBLIC HEALTH SERVICE										
ROCKY MOUNTAIN LAB	805	1927	62	N	62	35,000	506	445	435	4,100
VA HOSPITAL, FT HARRISON	947	1923	90	R	90	9,318	508	108		
NEBRASKA										
NATIONAL PARK SERVICE										
MIDWEST REGIONAL OFFICE ^{16/}	627	1935	33	R	33	6,000	390	200		325
VA HOSPITAL, LINCOLN	947	1930	90	R	90	8,147	343	113		
VA HOSPITAL, OMAHA	947	1950	90	N	90	2,931	232	128		
NEVADA										
VA CENTER, RENO	947	1939	90	N	90	4,181	231	120		
NEW HAMPSHIRE										
ARMY COLD REGIONS RES ENG LAB	267	1952	71	R	73	4,525	327	300	20	21,966
PORTSMOUTH NAVAL SHIPYARD	309	1947	83	N	85	2,507	156	103		6,625
NEW JERSEY										
ARMY ELECTRONICS COMMAND	267	1940	83	R	83	9,400	1,120	90	40	91,600
ARMY SIGNAL CENTER & SCHOOL	271	1951		N	82	128,004	2,174	91	4	
LAKEHURST NAVAL AIR TEST FAC ^{17/}	305	1959	83	R	83	1,275	576	160	22	52,474

BY LIBRARY, FISCAL YEAR 1965 - U.S., BY STATE, EXCLUDING WASHINGTON METROPOLITAN AREA
 responses as follows: Y - open to public without restriction; N - not open to public; R - open to public with restrictions.)

LIBRARY COLLECTION							NAME AND TYPE OF LIBRARY
GOVERNMENT DOCUMENTS TECHNICAL REPORTS	NUMBER OF MICROFORMS		NUMBER OF FEET OF VERTICAL FILE MATERIAL		NUMBER OF MAPS		
ADDED DURING YEAR	AT END OF YEAR	ADDED DURING YEAR	AT END OF YEAR	ADDED DURING YEAR	AT END OF YEAR	ADDED DURING YEAR	
12	13	14	15	16	17	18	19
							MAINE
			0				VA CENTER, TOGUS
							MARYLAND
			2				PUB HEALTH SERV HOSP, BALTIMORE
4,000	39	12	144	18			SOCIAL SECURITY ADMINISTRATION
70	109		18		100	6	NAVY MARINE ENGINEERING LAB VA HOSPITAL, FORT HOWARD VA HOSPITAL, PERRY POINT
			11				MASSACHUSETTS
							BUREAU OF COMMERCIAL FISHERIES
4,969	15		26		13		BIOLOGICAL LAB, WOODS HOLE
5,000	18,318	504	89	3			ARMY NATICK LABORATORIES
150			12				ARMY SECURITY AGENCY SCHOOL
12	160,000	12,000	15	15			BOSTON NAVAL SHIPYARD
2,000	145,000		20	2		5	CHELSEA NAVAL HOSPITAL
			20	1			BOSTON OFF OF NAVAL RESEARCH
10,330	79,491	22,646			5,000	200	LAURENCE G HANSCOM FIELD BASE LIBRARY AFL 2835
4,000							AFRL, L G HANSCOM FIELD
			6				SMITHSONIAN INSTITUTION
			8	1			ASTROPHYSICAL OBSERVATORY LIB
200	76	5	30	4			VA HOSPITAL, BEDFORD
							VA HOSPITAL, BOSTON
							VA HOSPITAL, BROCKTON
							VA HOSPITAL, NORTHAMPTON
							VA HOSPITAL, WEST ROXBURY
							MICHIGAN
			300	50			DEFENSE LOGISTICS SERV CTR
							VA HOSPITAL, DEARBORN
							MINNESOTA
							BUREAU OF MINES
3	155		2	6		1	TWIN CITIES RES CTRS
	25		10				VA HOSPITAL, MINNEAPOLIS
	25						VA HOSPITAL, ST CLOUD
							MISSISSIPPI
	8,252	2,400	13	1	250	50	ARMY ENGINEER WATERWAYS EXPERIMENT STATION, VICKSBURG
							VA CENTER, JACKSON
							MISSOURI
4,500	66	19	120				AERONAUTICAL CHART & INFO CTR
			12				VA HOSPITAL, KANSAS CITY
			3				VA HOSPITAL, POPEAR BLUFF
							VA HOSPITAL, ST LOUIS
							MONTANA
1,600	1,592	35			500	25	PUBLIC HEALTH SERVICE
							ROCKY MOUNTAIN LAB
							VA HOSPITAL, FT HARRISON
							NEBRASKA
75	110		70	10	50		NATIONAL PARK SERVICE
							MIDWEST REGIONAL OFFICE
	98		10	1		2	VA HOSPITAL, LINCOLN
			4				VA HOSPITAL, OMAHA
							NEVADA
			3		10		VA CENTER, RENO
							NEW HAMPSHIRE
1,726	436	41	334	21	385	50	ARMY COLO REGIONS RES ENG LAB
498	316	26	12				PORTSMOUTH NAVAL SHIPYARD
							NEW JERSEY
40,200	200		58	5	50	10	ARMY ELECTRONICS COMMAND
4,180	6,653	1,200	720	22		112	ARMY SIGNAL CENTER & SCHOOL
							LAKEHURST NAVAL AIR TEST FAC

TABLE 1B - SELECTED MANAGEMENT DATA OF SPECIAL FEDERAL LIBRARIES,

(In columns 2, 4, and 6, the numerals refer to agency occupation and subject codes in Appendix 2. In column 5 the letters indicate for footnotes, see page 72.)

NAME AND TYPE OF LIBRARY	AGENCY CODE	DATE ESTABLISHED	CLIENTELE			DATA ON				
			USER OCCUPATION	OPEN TO PUBLIC	PRIM. SUBJ. AREA COLL.	NUMBER OF VOLUMES		NUMBER OF SERIAL TITLES		NUMBER OF AND AT END OF YEAR
						AT END OF YEAR	ADDED DURING YEAR	AT END OF YEAR	ADDED DURING YEAR	
1	2	3	4	5	6	7	8	9	10	11
NEW JERSEY (continued)										
NAVAL AIR TURBINE TEST STA	305	1955	81	N	81	500	50	125	15	5,000
MAYONNE NAVAL SUPPLY R & D FAC	311	1949	83	N	83	21,000	570	249	8	39,000
NATL AVIATION FAC EXP CTR	874	1959	81	R	81	7,500	450	410		40,000
VA HOSPITAL LIBRARY, LYONS	947	1935	90	N	90	7,948	461	150		
VA REGIONAL OFFICE, NEWARK	947	1956	90	N	90	1,413	59	80		249
NEW MEXICO										
SANDIA BASE ARMY HOSPITAL	261		90	N	90	2,888	255	117		
WHITE SANDS MISSILE RANGE TECHNICAL LIBRARY	267	1952	83	R	83	77,320	2,926	833	10	35,000
OFFICE OF RESEARCH ANALYSIS HOLLOWMAN AFB	448	1954	50	N	50	18,456	1,197	337		37,784
AIR FORCE SPECIAL WEAPONS CNTR TECHNICAL INFO & INTELL DIV	454	1952	50	N	84	11,157	1,561	427		158,859
LOS ALAMOS SCIENTIFIC LAB	862	1943	50	R	50	490,000	26,700	2,700	100	
NEW YORK										
DEPT OF AGRICULTURE PLUM ISL ANIMAL DISEASE LAB	697	1954	64	N	64	17,676	3,100	243		
DEPT OF COMMERCE BUSINESS REFERENCE LIBRARY	746	1926	24	Y	02	15,000	135	115		10,150
PUBLIC HEALTH SERVICE CHARLES FERGUSON MEDICAL LIB.	805	1833	90	R	90	5,383		226		
ST ALBANS NAVAL HOSPITAL	313	1942	90	R	90	9,250	484	20		
BROOKLYN NAVAL APPLIED SCI LAB	317	1947	83	N	83	18,750	900	600	50	10,000
RCME AIR DEVELOPMENT CENTER LIBRARY SERVICES	444	1942	83	R	81	15,542	1,792	452		27,552
AEROSPACE RES, EUROPEAN OFFICE TECH INFO OFFICE, APO NY	474	1956	81	N	83	19,652		61		19,105
ATOMIC ENERGY COMMISSION, NY	862	1947	53	R	53	21,000	750	300		75,000
VA HOSPITAL, BRONX	947	1922	90	R	90	12,924	870	375		
VA HOSPITAL, BUFFALO	947	1950	90	R	90	13,187	611	361		
VA HOSPITAL, CANANDAIGUA	947	1933	90	N	90	10,200	765	1,050		
VA HOSPITAL, BROOKLYN	947	1950	90	N	90	6,256	374	208	8	400
VA HOSPITAL, MONTRUSE	947	1950	90	N	90	6,472	216	174	7	300
NORTH CAROLINA										
SE FOREST SERVICE FOREST EXP. STATION	683		61	R	61	4,200		163	10	6,000
NAVAL MEDICAL FIELD RESEARCH LAB	341	1949	62	R	90	14,790	593	215		14,790
VA HOSPITAL, DURHAM	947	1953	90	N	90	4,961	285	138		
NORTH DAKOTA										
VA CENTER, FARGO	947	1946	90	R	90	6,407	405	214		
OHIO										
R A TAFT SANITARY ENG CENTER	805	1950	53	R	61	17,765	2,070	850	50	12,097
AIR FORCE INST OF TECHNOLOGY	444	1946	50	R	83	80,000	6,500	1,375		
AEROSPACE RESEARCH LABORATORIES	448	1960	50	N	53	12,090	1,712	419	51	
WRIGHT PATTERSON TECH LIB	448	1918	50	N	81	96,570	4,047	2,268	36	20,480
FOREIGN TECHNOLOGY DIV TECH INTELLIGENCE LIBRARY	454	1958	84	N	84	18,000	1,750	1,400	50	335,500
COURT OF APPEALS SIXTH CIRCUIT CINCINNATI	072	1894	30	N	30	71,393	200	70		
NASA LEWIS RESEARCH CENTER ^{18/}	902		81	N	83	31,000	5,914	580	25	150,500
VA CENTER, DAYTON	947	1868	90	R	90	34,156	1,083	408		
VA HOSPITAL, BRECKSVILLE	947	1961	90	N	90	1,918	210	346		
VA HOSPITAL, CHILLICOTHE	947	1924	90	R	90	4,247	220	110		75
OKLAHOMA										
BUREAU OF MINES PETROLEUM RESEARCH CENTER	623	1927	53	R	53	10,251	416	200		
ARTILLERY & MISSILE SCHOOL	237	1911	84	N	84	53,557	731	243		19,553
FEDERAL AVIATION AGENCY AERONAUTICAL CENTER, OKLAHOMA ^{19/}	874	1961	81	R	81	18,124	4,338	678	10	4,842
VA HOSPITAL, OKLAHOMA CITY	947	1949	90	N	90	5,790	497	300	316	
OREGON										
ALBANY METALLURGY RES CENTER TECHNICAL ENGINEERING LIBRARY	623	1943	52	R	50	20,065	643	190	15	25,374
DEPT OF INTERIOR BONNEVILLE POWER ADMIN	632	1939	82	R	82	30,000	1,800	500		11,000
PACIFIC NW FOREST SERVICE FOREST & RANGE EXPERIMENT STA.	683	1924	61	R	60	10,465	1,549	331	41	30,000

BY LIBRARY, FISCAL YEAR 1965 - U.S., BY STATE, EXCLUDING WASHINGTON METROPOLITAN AREA
 responses as follows: Y = open to public without restriction; N = not open to public, R = open to public with restrictions.)

LIBRARY COLLECTION							NAME AND TYPE OF LIBRARY
GOVERNMENT DOCUMENTS TECHNICAL REPORTS	NUMBER OF MICROFORMS		NUMBER OF FEET OF VERTICAL FILE MATERIAL		NUMBER OF MAPS		
ADDED DURING YEAR	AT END OF YEAR	ADDED DURING YEAR	AT END OF YEAR	ADDED DURING YEAR	AT END OF YEAR	ADDED DURING YEAR	
12	13	14	15	16	17	18	19
							NEW JERSEY (continued)
650 2,000 3,000	86,425	10,000	5 24 500 7	1	3 150	1	NAVAL AIR TURBINE TEST STA BAYONNE NAVAL SUPPLY R & O FAC NATL AVIATION FAC EXP CTR VA HOSPITAL LIBRARY, LYONS VA REGIONAL OFFICE, NEWARK
55			4	1			NEW MEXICO
5,400	7,530	5,041	8 16	2			SANDIA BASE ARMY HOSPITAL WHITE SANDS MISSILE RANGE TECHNICAL LIBRARY OFFICE OF RESEARCH ANALYSIS HOLLOMAN AFB AIR FORCE SPECIAL WEAPONS CNTR TECHNICAL INFO & INTELL DIV LOS ALAMOS SCIENTIFIC LAB
5,575 12,366	180,440	20,060	3	1			
							NEW YORK
1,520			149 120	2	5 25	5	DEPT OF AGRICULTURE PLUM ISL ANIMAL DISEASE LAB DEPT OF COMMERCE BUSINESS REFERENCE LIBRARY PUBLIC HEALTH SERVICE CHARLES FERGUSON MEDICAL LIB. ST ALBANS NAVAL HOSPITAL BROOKLYN NAVAL APPLIED SCI LAB ROME AIR DEVELOPMENT CENTER LIBRARY SERVICES AEROSPACE RES, EUROPEAN OFFICE TECH INFO OFFICE, APO NY ATOMIC ENERGY COMMISSION, NY VA HOSPITAL, BRONX VA HOSPITAL, BUFFALO
3,894	50 120	10	26 6	4	750 20		VA HOSPITAL, CANANOAIGUA VA HOSPITAL, BROOKLYN VA HOSPITAL, MONTROSE
2,600	50,000 25	2,000	24 18		150 100		
90 60			10 8 15	1 2	2		
							NORTH CAROLINA
761							SE FOREST SERVICE FOREST EXP. STATION NAVAL MEDICAL FIELD RESEARCH LAB VA HOSPITAL, DURHAM
							NORTH DAKOTA
			2				VA CENTER, FARGO
							OHIO
1,114 18,000	31,595 118,530 511 3,004	5,203	16 24 10		5		R A TAFT SANITARY ENG CENTER AIR FORCE INST OF TECHNOLOGY AEROSPACE RESEARCH LABORATORIES WRIGHT PATTERSON TECH LIB FOREIGN TECHNOLOGY DIV TECH INTELLIGENCE LIBRARY COURT OF APPEALS SIXTH CIRCUIT CINCINNATI NASA LEWIS RESEARCH CENTER VA CENTER, DAYTON VA HOSPITAL, BRECKSVILLE VA HOSPITAL, CHILLICOTHE
40,025	4,800	240	260		20,000	1,200	
22,111	78,239	53,784	40 16	2	12		
8			6				
							OKLAHOMA
3,385	172 14,678	67	311 104	3	980 3,000	66	BUREAU OF MINES PETROLEUM RESEARCH CENTER ARTILLERY & MISSILE SCHOOL FEDERAL AVIATION AGENCY AERONAUTICAL CENTER, OKLAHOMA VA HOSPITAL, OKLAHOMA CITY
1,472	151,262	32,716	5 5	4	22	16	
							OREGON
2,602					4,260	1,157	ALBANY METALLURGY RES CENTER TECHNICAL ENGINEERING LIBRARY DEPT OF INTERIOR BONNEVILLE POWER ADMIN PACIFIC NW FOREST SERVICE FOREST & RANGE EXPERIMENT STA.
900							



TABLE 1B - SELECTED MANAGEMENT DATA OF SPECIAL FEDERAL LIBRARIES, BY LIBRARY,
(In columns 2, 4, and 6, the numerals refer to agency occupation and subject codes in Appendix 2. In column 5 the letters indicate
For footnotes, see page 72 .)

NAME AND TYPE OF LIBRARY	AGENCY CODE	DATE ESTABLISHED	CLIENTELE			NUMBER OF VOLUMES		NUMBER OF SERIAL TITLES		DATA ON
			USER OCCUPATION	OPEN TO PUBLIC	PRIM. SUBJ. AREA COLL.	AT END OF YEAR	ADDED DURING YEAR	AT END OF YEAR	ADDED DURING YEAR	NUMBER OF AND
										AT END OF YEAR
1	2	3	4	5	6	7	8	9	10	11
PENNSYLVANIA										
BUREAU OF MINES			53	Y	71	64,245		400	10	
PITTSBURGH RESEARCH CENTER	623									
NORTHEAST FOREST SERVICE										
FOREST EXPERIMENT STATION	683	1961	61	R	21	2,200	275	237	40	5,900
DEPT OF AGRICULTURE										
EASTERN UTILIZATION RES & DEV	697	1940	50	R	53	18,500	650	457		300
VALLEY FORGE GENERAL HOSPITAL	261	1943	90	N	90	6,639	437	216		
NAVAL AIR ENGINEERING CENTER	305	1917	81	N	83	11,000	500	220		75,000
NAVAL AIR DEVELOPMENT CENTER										
TECHNICAL LIBRARY	305	1944	83	N	83	11,532	738	269	16	72,731
NAVAL AIR DEVELOPMENT CENTER										
AEROSPACE MEDICAL RES DEPT LIB	305	1951	90	N	90	5,300		125		6,000
PHILADELPHIA NAVAL SHIPYARD										
NAVAL BOILER & TURBINE LAB.	307	1963	83	N	83	3,500	283	130		
PHILADELPHIA NAVAL SHIPYARD										
TECHNICAL LIBRARY & CODE 249B	309	1946	83	R	85	3,100		125		26,000
PHILADELPHIA NAVAL HOSPITAL	313	1935	90	N	90	6,855	440	215	12	
COURT OF APPEALS, PHILADELPHIA	072		30	N	30					
VA HOSPITAL, ALTOONA	947	1950	90	R	90	4,424	250	30		50
VA HOSPITAL, BUTLER	947	1946	90	N	90	7,705	60	450		
VA HOSPITAL, COATESVILLE	947	1931	90	R	13	10,464	552	226	3	900
VA HOSPITAL, PHILADELPHIA	947	1953	90	N	90	4,419	314	172	8	
VA HOSP, PITTSBURGH-LEECH FARM RD	947	1954	12	R	13	4,571	363			
VA HOSPITAL, PITTSBURGH-OAKLAND	947	1946	90	R	90	9,790	1,008	304	19	100
VA HOSPITAL, WILKES BARRE	947	1950	90	R	90	3,214	228	131	2	
RHODE ISLAND										
NAVAL CONSTRUCTION BATTALION CEN	309	1950	83	N	83	10,000	1,000	200	5	80,350
NAVAL WAR COLLEGE	315	1885	84	R	84	150,000	5,500		1,100	45,000
SOUTH CAROLINA										
CHARLESTON NAVAL SHIPYARD	309	1946	83	N	85	1,522	25			17,000
SOUTH DAKOTA										
FT MEADE GENERAL LIBRARY	947	1945		N	32	8,315	256			
TENNESSEE										
ARNOLD ENG DEVELOPMENT CENTER	478	1952	83	N	81	26,797	2,682	653	25	70,103
TVA TECHNICAL LIBRARY 20/	914	1933	80	N	80	70,000	2,800	1,000	50	60,000
TVA MAP INFO & RECORDS UNIT 21/	914	1935		R	83					
TVA LAW LIBRARY	914	1935	90	R	90	12,456	240	150		
VA HOSPITAL, MEMPHIS	947	1942	90	N	90	8,185	361	250		
TEXAS										
BUREAU OF COMMERCIAL FISHERIES										
BIOLOGICAL LAB, GALVESTON	621	1950	63	R	63	3,183	283	177	7	11,280
STINSON LIBRARY										
MED FIELD SERV SCHOOL	261	1932	84	N	90	40,000	4,945	423	15	22,423
GOODFELLOW AFB TECH LIB	448	1960		N	82	5,445	1,206	180	48	
WILFORD HALL USAF HOSPITAL	460	1957	90	N	90	10,953	410	375	22	105
6570 PERSONNEL RESEARCH LAB										
LACKLAND AIR FORCE BASE	460	1950	13	R	13	11,023		184		23,230
VA CENTER, BONHAM	947	1951	90	R	90	5,090	254	20	5	326
VA HOSPITAL, DALLAS	947	1940		N	90	14,279		216		
VA HOSPITAL, HOUSTON	947	1949	90	N	90	23,304		420		
VA HOSPITAL, MARLIN	947	1950		N	90	4,614	329	183	10	65
VA CENTER, TEMPLE	947	1946	90	R	90	19,599	920			
VA HOSPITAL, WACO	947	1932	90	R	90	3,072	147	193		150
UTAH										
INTERMOUNTAIN FOREST & RANGE										
EXPERIMENT STATION	683	1962	23	R	61	5,483	624	212	20	15,000
DUGWAY PROVING GROUND										
TECHNICAL LIBRARY	267	1950	50	R	84	9,000		137		42,000
VERMONT										
VA LIBRARY, WHITE RIVER JUNCTION	947	1938	92	R	90	10,000	455	286	19	60
VIRGINIA										
NBS CLEARINGHOUSE FOR										
FEDERAL SCIENTIFIC & TECH INFO	753	1965	01	R	50	3,000	200	7	3	1,400
ARMY AVIATION MATERIAL LAB	259	1945	83	N	81	20,343	2,000	204	16	
ARMY COMBAT DEF COMMAND										
COMBAT SERVICE SUPPORT GROUP	269	1963	84	N	84	1,007	200	56	5	190
DAHLGREN NAVAL WEAPONS LAB	305	1953	83	N	84	19,000	756	625	25	60,886
NORFOLK NAVAL SHIPYARD										
TECHNICAL LIBRARY & CODE 246D4 22/	315			N	83	10,000	25	250	10	2,000

FISCAL YEAR 1965 - U.S., BY STATE, EXCLUDING WASHINGTON METROPOLITAN AREA

responses as follows: Y - open to public without restriction; N - not open to public; R - open to public with restrictions.)

LIBRARY COLLECTION							NAME AND TYPE OF LIBRARY
GOVERNMENT DOCUMENTS TECHNICAL REPORTS	NUMBER OF MICROFORMS		NUMBER OF FEET OF VERTICAL FILE MATERIAL		NUMBER OF MAPS		
ADDED DURING YEAR	AT END OF YEAR	ADDED DURING YEAR	AT END OF YEAR	ADDED DURING YEAR	AT END OF YEAR	ADDED DURING YEAR	
12	13	14	15	16	17	18	19
							PENNSYLVANIA
	621		104				BUREAU OF MINES
							PITTSBURGH RESEARCH CENTER
							NORTHEAST FOREST SERVICE
1,550	57	47	2,000	150	18	4	FOREST EXPERIMENT STATION
							DEPT OF AGRICULTURE
							EASTERN UTILIZATION RES & DEV
150			6				VALLEY FORGE GENERAL HOSPITAL
5,000	50	50					NAVAL AIR ENGINEERING CENTER
							NAVAL AIR DEVELOPMENT CENTER
7,887	103				10		TECHNICAL LIBRARY
							NAVAL AIR DEVELOPMENT CENTER
							AEROSPACE MEDICAL RES DEPT LIB
							PHILADELPHIA NAVAL SHIPYARD
							NAVAL BOILER & TURBINE LAB.
							PHILADELPHIA NAVAL SHIPYARD
							TECHNICAL LIBRARY XCODE 2498B
			16		2		PHILADELPHIA NAVAL HOSPITAL
							COURT OF APPEALS, PHILADELPHIA
20	10		3				VA HOSPITAL, ALTOONA
			6				VA HOSPITAL, BUTLER
125	10		45	3			VA HOSPITAL, COATESVILLE
			4				VA HOSPITAL, PHILADELPHIA
			16				VA HOSP, PITTSBURGH-LEECH FARM RD
10	112		9				VA HOSPITAL, PITTSBURGH-OAKLAND
	8		12				VA HOSPITAL, WILKES BARRE
							RHODE ISLAND
4,050			227	20	50	10	NAVAL CONSTRUCTION BATTALION CEN
7,000	4,800	60	30				NAVAL WAR COLLEGE
							SOUTH CAROLINA
800							CHARLESTON NAVAL SHIPYARD
							SOUTH DAKOTA
					12		FT MEADE GENERAL LIBRARY
							TENNESSEE
5,141	2,519	2,000	101	4	35	10	ARNOLO ENG DEVELOPMENT CENTER
4,000							TVA TECHNICAL LIBRARY
	3,453	3,453	4,000		600,000	24,000	TVA MAP INFO & RECORDS UNIT
			4				TVA LAB LIBRARY
			6				VA HOSPITAL, MEMPHIS
							TEXAS
1,936	1,638	375	5		5,100	365	BUREAU OF COMMERCIAL FISHERIES
							BIOLOGICAL LAB, GALVESTON
4,323			60	5	350	15	STIMSON LIBRARY
			10				MED FIELD SERV SCHOOL
							GOODFELLOW AFB TECH LIB
							WILFORD HALL USAF HOSPITAL
							6570 PERSONNEL RESEARCH LAB
80	571	1,111	2				LACKLAND AIR FORCE BASE
							VA CENTER, BONHAM
			4				VA HOSPITAL, DALLAS
14			6	2	60	9	VA HOSPITAL, HOUSTON
							VA HOSPITAL, MARLIN
20			12				VA CENTER, TEMPLE
							VA HOSPITAL, WACO
							UTAH
2,500			356	15			INTERMOUNTAIN FOREST & RANGE
			400				EXPERIMENT STATION
							OUNGWAY PROVING GROUND
							TECHNICAL LIBRARY
							VERMONT
20			15		5	2	VA LIBRARY, WHITE RIVER JUNCTION
							VIRGINIA
100			396				NBS CLEARINGHOUSE FOR
							FEDERAL SCIENTIFIC & TECH INFO
106			2				ARMY AVIATION MATERIAL LAB
3,000	4,030	595					ARMY COMBAT DEPT COMMAND
							COMBAT SERVICE SUPPORT GROUP
							DAHLGREN NAVAL WEAPONS LAB
50							NORFOLK NAVAL SHIPYARD
							TECHNICAL LIBRARY XCODE 24604B

TABLE 1B - SELECTED MANAGEMENT DATA OF SPECIAL FEDERAL LIBRARIES,

(In columns 2, 4, and 6, the numerals refer to agency occupation and subject codes in Appendix 2. In column 5 the letters indicate For footnotes, see page 72.)

NAME AND TYPE OF LIBRARY	AGENCY CODE	DATE ESTABLISHED	CLIENTELE			NUMBER OF VOLUMES		NUMBER OF SERIAL TITLES		DATA ON
			USER OCCUPATION	OPEN TO PUBLIC	PRIM. SUBJ. AREA COLL.	AT END OF YEAR	ADDED DURING YEAR	AT END OF YEAR	ADDED DURING YEAR	NUMBER OF
										AND
1	2	3	4	5	6	7	8	9	10	11
VIRGINIA (continued)										
NORFOLK NAVY WEATHER RES LAB	317	1959	73	R	73	2,600	290	100	5	7,600
ARMED FORCES STAFF COLLEGE ^{23/}	497	1947	84	R	84	69,104	3,655	605	7	30,000
NASA LANGLEY RESEARCH CENTER	902	1920	81	N	81	27,016	4,653	790	241	194,550
NASA, WALLEPS ISLAND	902	1959	81	R	83	6,596	1,925	80		4,388
VA HOSPITAL, HAMPTON	947	1950	90	N	90	19,719				
VA HOSPITAL, RICHMOND	947	1944	90	N	90	8,077	400	260	10	20
VA HOSPITAL SALEM	947	1935	90	R	90	4,763	197	102		
WASHINGTON										
BUREAU OF YARDS & DOCKS										
DEPT OF NAVY, NM DIVISION	309	1957	83	R	83	4,944	294	301	11	2,612
PUGET SOUND NAVAL SHIPYARD										
ENGINEERING LIBRARY CODE 245.6	309	1947	83	N	80	5,800	800	225	3	1,000
BREMERTON NAVAL HOSPITAL	313	1947		R	90	6,150	230	105		700
9TH CIRCUIT COURT OF APPEALS										
SEATTLE	072	1935	30	Y	30	5,271	208	54		8,000
VA HOSPITAL, SEATTLE	947	1951	90	N	90	2,735	214	92		50
VA HOSPITAL, VANCOUVER	947	1946	90	R	90	1,354	210	14		57
VA HOSPITAL, WALLA WALLA	947	1922	20	N	90	6,986	168			
VA HOSPITAL, AMERICAN LAKE	947	1924	91	N	90	10,552	570	142	10	
WEST VIRGINIA										
BUREAU OF MINES										
MORGANTOWN RESEARCH CENTER	623	1953	83	R	71	5,696	417	235		
VA HOSPITAL, CLARKSBURG	947	1950	90	R	90	5,533	410	220	7	185
VA HOSPITAL, HUNTINGTON	947	1931	90	R	90	1,790	118	88	6	
VA CENTER, MARTINSBURG	947	1946	90	R	90	4,993	571	218		
WISCONSIN										
FOREST PRODUCTS LAB, MADISON	683	1910	53	R	53	104,968	3,455	1,083	20	3,914
VA HOSPITAL, MADISON	947	1951	90	N	90	4,630	630	150	4	
VA HOSPITAL, TOMAH	947	1947	90	N	90	2,207	135	63		
VA CENTER, WOOD	947	1946	90	N	90	6,087	501	231		
WYOMING										
LARAMIE PETROLEUM RES CENTER	623	1947	53	Y	53	4,653	231	23		1,593
ALASKA										
BUREAU OF COMMERCIAL FISHERIES										
AUKE BAY ^{24/}	621	1960	63	R	63	6,400	600	131	13	1,000
HAWAII & PANAMA CANAL ZONE										
BUREAU OF COMMERCIAL FISHERIES										
HONOLULU	621	1950	63	R	63	4,146	429	364	40	
NAVAL AMMUNITION DEPOT										
QUALITY EVALUATION LAB, OAHU ^{25/}	305	1954	83	N	84	30,000	1,500	56	3	20,000
PEARL HARBOR NAVAL SHIPYARD										
SHIPYARD TECHNICAL LIBRARY	309	1951	83	N	83	42,500				
CANAL ZONE LIBRARY MUSEUM ^{26/}	905	1914	80	R	80	196,900	9,800	1,000	36	11,000

BY LIBRARY, FISCAL YEAR 1965 - U.S., BY STATE, EXCLUDING WASHINGTON METROPOLITAN AREA

responses as follows: Y = open to public without restriction; N = not open to public; R = open to public with restrictions.)

LIBRARY COLLECTION							NAME AND TYPE OF LIBRARY
GOVERNMENT DOCUMENTS TECHNICAL REPORTS	NUMBER OF MICROFORMS		NUMBER OF FEET OF VERTICAL FILE MATERIAL		NUMBER OF MAPS		
ADDED DURING YEAR	AT END OF YEAR	ADDED DURING YEAR	AT END OF YEAR	ADDED DURING YEAR	AT END OF YEAR	ADDED DURING YEAR	
12	13	14	15	16	17	18	19
							VIRGINIA (continued)
2,000							NORFOLK NAVY WEATHER RES LAB
2,154	1,932	36	540	4			ARMED FORCES STAFF COLLEGE
18,800	67,000	32,000	3,950	360			NASA LANGLEY RESEARCH CENTER
450			10		5		NASA, HALLOPS ISLAND
							VA HOSPITAL, HAMPTON
5	200		6	1			VA HOSPITAL, RICHMOND
			350				VA HOSPITAL SALEM
							WASHINGTON
618			92		406	74	BUREAU OF YARDS & DOCKS
650			40		2		DEPT OF NAVY, NW DIVISION
60			600	50	25		PUGET SOUND NAVAL SHIPYARD
							ENGINEERING LIBRARY CODE 245.6
							BREMERTON NAVAL HOSPITAL
9							9TH CIRCUIT COURT OF APPEALS
			3				SEATTLE
			6		40	3	VA HOSPITAL, SEATTLE
			6		3	2	VA HOSPITAL, VANCOUVER
				6			VA HOSPITAL, WALLA WALLA
							VA HOSPITAL, AMERICAN LAKE
							WEST VIRGINIA
							BUREAU OF MINES
30			10		86	14	MORGANTOWN RESEARCH CENTER
			4				VA HOSPITAL, CLARKSBURG
			12				VA HOSPITAL, HUNTINGTON
							VA CENTER, MARTINSBURG
							WISCONSIN
	370	72	167		100		FOREST PRODUCTS LAB, MAOISON
	5		6	2			VA HOSPITAL, MAOISON
			5				VA HOSPITAL, TOMAH
			4				VA CENTER, WOOD
							WYOMING
224	960	117	128	8	50	15	LARAMIE PETROLEUM RES CENTER
							ALASKA
200	224	24	48	5			BUREAU OF COMMERCIAL FISHERIES
							AUKE BAY
							HAWAII & PANAMA CANAL ZONE
	817	13	14	2			BUREAU OF COMMERCIAL FISHERIES
800	15,000	1,000	131				HONOLULU
							NAVAL AMMUNITION DEPOT
							QUALITY EVALUATION LAB, OAHU
27	5,700	585	96	10	250	25	PEARL HARBOR NAVAL SHIPYARD
							SHIPYARD TECHNICAL LIBRARY
							CANAL ZONE LIBRARY MUSEUM

TABLE 2A - OPERATING EXPENDITURES AND PERSONNEL DATA OF SPECIAL FEDERAL

(In column 2 the numerals refer to the Agency Code in Appendix 1. In columns 3-9 the letter E stands for estimated figure.)

NAME AND TYPE OF LIBRARY 1	AGENCY CODE 2	OPERATING EXPENDITURES				
		TOTAL OPERATING EXPENDITURES 3	SALARIES			LIBRARY MATERIALS 7
			TOTAL 4	PROFESSIONAL 5	NON- PROFESSIONAL 6	
NATIONAL LIBRARIES						
LIBRARY OF CONGRESS	063	28,746,000 E	20,699,000 E	11,527,000 E	9,172,000 E	2,693,000
NATL AGRICULTURAL LIBRARY	675	1,590,000	1,149,000			76,000
NATL LIBRARY OF MEDICINE	810	3,168,641	1,673,888	1,021,072	552,816	68,917
CIVILIAN LIBRARIES						
DEPT OF STATE	107					
TREASURY DEPT	140	96,020 E	57,355 E	48,365 E	8,990 E	37,820 E
INTERNAL REVENUE SERVICE	164	36,116	36,116	19,580	16,536	
DEPT OF JUSTICE						
MAIN LIBRARY	530	298,128	160,582			134,372
DEPT OF JUSTICE						
CIVIL DIVISION LIBRARY	537	10,797	10,797	10,797		
BUREAU OF PRISONS	546	12,881 E	9,796 E	7,296 E	2,500 E	2,500 E
POST OFFICE DEPT	563	145,050 E	85,211	66,861	18,350	58,039
DEPT OF INTERIOR	594	385,970 E	186,470 E	51,470 E	135,000 E	144,000 E
OFFICE OF GEOGRAPHY	610	28,030	25,900	14,650	11,250	1,300
BUREAU OF MINES						
RESEARCH CENTER LIBRARY	623	23,185	14,370	9,573	4,797	7,957
GEOLOGICAL SURVEY	624	569,909	467,943	212,659	255,284	75,005
DEPT OF COMMERCE	732	148,837 F	125,283	85,521	39,762	14,082
BUREAU OF THE CENSUS	743	127,168 E	102,225	64,670	37,555	20,523
COAST & GEODETIC SURVEY						
ESSA, DEPT OF COMMERCE	744	91,600	69,575	44,530	25,045	20,635
MARITIME ADMINISTRATION	749	32,681 E	31,181	25,316	5,865	
PATENT OFFICE						
SCIENTIFIC LIBRARY	750	608,000 E	449,000 E	280,000 E	169,000 E	86,000 E
PATENT OFFICE						
RESEARCH & DEVELOPMENT LIBRARY	750					
BUREAU OF PUBLIC ROADS	751	140,398	133,176	87,897	45,279	3,760
NATL BUREAU OF STANDARDS	753	261,695	171,528	132,693	38,835	51,468
WEATHER BUREAU LIBRARY						
ENVIRONMENTAL SCI SERVICE	755	135,540 E	113,000 E	78,000 E	35,000 E	17,240 E
DEPT OF LABOR	767	307,760	229,550	148,026	81,524	16,528
DEPT OF LABOR LAW LIBRARY						
OFFICE OF SOLICITOR	787	55,000 E				55,000 E
DEPT OF HEALTH, ED & WELFARE	802	344,555 E	286,155	286,155		48,000
PUBLIC HEALTH SERVICE						
DIVISION OF CHRONIC DISEASES	805	25,600	21,775	15,662	6,113	3,467
PUBLIC HEALTH SERVICE						
RADIOLOGICAL HEALTH LAB LIBRARY	805	42,250	29,250	16,850	12,400	8,000
FREEMEN'S HOSPITAL						
SCHOOL OF NURSING	807	21,724	13,030	8,749	4,289	4,005
NATL INSTITUTE OF HEALTH	809	648,793	474,951	291,232	183,719	93,029
NATL INS OF MENTAL HEALTH						
RESEARCH GRANTS BRANCH	809	15,919 E	11,919	6,966	4,953	4,000 E
FEDERAL HOUSING ADMINISTRATION	855	77,600 E	57,600	42,000	15,600	20,000 E
DEFENSE LIBRARIES						
GEORGE WASHINGTON UNIVERSITY						
HUMAN RESOURCES OFFICE	188	31,570	13,515	9,795	3,720	
SPECIAL PROJECTS OFFICE						
TECHNICAL LIBRARY	188	38,148 E	32,735 E	24,500 E	8,235 E	4,313
WEAPONS SYSTEMS EVALUATION GRP						
UNCLASSIFIED DOCUMENT LIBRARY	188	11,110	10,910	6,269	4,641	200
MILITARY ASSISTANCE INSTITUTE	218	5,590				5,000
COURT OF MILITARY APPEALS	224	10,185 E				
ARMY						
DEPT OF DEFENSE, ARMY MAP SERV						
GEODETIC LIBRARY	237	78,000	78,000	42,000	36,000	
ADJUTANT GENERAL'S OFFICE						
ARMY LIBRARY	261	478,148	331,448	248,409	83,039	140,000
ARMY CHIEF OF ENGINEERS	261	70,600	45,600	26,600	19,000	12,000
WALTER REED ARMY INST OF RES	261					
WALTER REED GENERAL HOSPITAL	261	105,313 E	90,477	37,681	52,796	12,000 E
NAVY						
NAVY DEPARTMENT	287	83,000 E	75,000 E	65,000 E	10,000 E	5,000 E
NAUTICAL CHART LIBRARY	295	12,540 E	10,540 E	6,185 E	4,355 E	
NAVAL OBSERVATORY	295	29,000	22,000	16,000	6,000	5,000
NAVAL OCEANOGRAPHIC OFFICE						
LIBRARY CODE 1640	295	95,456 E	80,856	45,887	34,969	13,000 E
NAVAL EXPL ORD DISPOSAL FACILITY						
TECHNICAL LIBRARY	303	31,649	31,649	17,175	14,474	
NAVAL PROPELLANT PLANT						
TECHNICAL LIBRARY	303	64,000 E	38,000	23,000	15,000	23,000
BUREAU OF NAVAL WEAPONS						
TECHNICAL LIBRARY	305	238,347 E	210,701	150,567	60,134	22,500

LIBRARIES, BY LIBRARY, FISCAL YEAR 1965 - WASHINGTON METROPOLITAN AREA

IN DOLLARS		PERSONNEL								NAME AND TYPE OF LIBRARY	
BINDING	OTHER EXPENDITURES	TOTAL POSITIONS	PROFESSIONAL FTE POSITIONS				NONPROFESSIONAL FTE POSITIONS				
			GS 6 - GS 9	GS 10 - GS 13	GS 14 - GS 15	GS 16 AND ABOVE	GS 5 AND BELOW	GS 6 - GS 8	GS 9 AND ABOVE		
8	9	10	11	12	13	14	15	16	17	18	
NATIONAL LIBRARIES											
466,000	4,888,000	1458	733	575	112	38					LIBRARY OF CONGRESS
41,000	322,000	127	30	45	5	1		32			NATL AGRICULTURAL LIBRARY
34,332	1,391,504	255	69	76	15	2		46	46	1	NATL LIBRARY OF MEDICINE
CIVILIAN LIBRARIES											
		24	11	11	2						DEPT OF STATE
845 E		7	2	3				2			TREASURY DEPT
		5		2				3			INTERNAL REVENUE SERVICE
3,174		17	7	4	1			4	1		DEPT OF JUSTICE
		2		1				1			MAIN LIBRARY
285	300	2	1					1			DEPT OF JUSTICE
1,400	400 E	10	1	4				2			CIVIL DIVISION LIBRARY
10,500 E	45,000 E	34	3	15	1			11	4		BUREAU OF PRISONS
30	800	4	1	1				1	1		POST OFFICE DEPT
651	207	2									DEPT OF INTERIOR
				1				1			OFFICE OF GEOGRAPHY
14,010	12,951	61	14	12	1			30	3	1	BUREAU OF MINES
850	8,622 E	14	4	4				5	1		RESEARCH CENTER LIBRARY
1,295	3,125 E	11	6	3				2			GEOLOGICAL SURVEY
1,390		8	3	4				1			DEPT OF COMMERCE
1,500 E		4	1	1				1	1		BUREAU OF THE CENSUS
20,000 E	53,000 E	27	3	8	1					15	COAST & GEODETIC SURVEY
		1	1								ESSA, DEPT OF COMMERCE
635	2,827	12	8	4							MARITIME ADMINISTRATION
5,389	33,310	22	7	4	1			5	5		PATENT OFFICE
5,000 E	300 E	21	8	4				6	3		SCIENTIFIC LIBRARY
2,453	59,229	22	13	5	1			1	2		PATENT OFFICE
		4		1							RESEARCH & DEVELOPMENT LIBRARY
6,400	4,000 E	40	11	9	1			16	3		BUREAU OF PUBLIC ROADS
264	94	3									NATL BUREAU OF STANDARDS
3,000	2,000	4	1	1				2			WEATHER BUREAU LIBRARY
842	3,839	1	1								ENVIRONMENTAL SCI SERVICE ADMIN
21,501	59,312	72	10	12	1			33	4	12	DEPT OF LABOR
		2	1								DEPT OF LABOR LAW LIBRARY
		9	3	2				4			OFFICE OF SOLICITOR
											DEPT OF HEALTH, ED & WELFARE
1,371	16,684	3									PUBLIC HEALTH SERVICE
	1,100	5	2	1							DIVISION OF CHRONIC DISEASES
		1								1	PUBLIC HEALTH SERVICE
300	290	2	1								RADIOLOGICAL HEALTH LAB LIBRARY
		2		1							FREEDMEN'S HOSPITAL
											SCHOOL OF NURSING
											NATL INSTITUTE OF HEALTH
											NATL INS OF MENTAL HEALTH
											RESEARCH GRANTS BRANCH
											FEDERAL HOUSING ADMINISTRATION
DEFENSE LIBRARIES											
											GEORGE WASHINGTON UNIVERSITY
1,371	16,684	3								3	HUMAN RESOURCES OFFICE
	1,100	5	2	1						2	SPECIAL PROJECTS OFFICE
		1								1	TECHNICAL LIBRARY
300	290	2	1							1	WEAPONS SYSTEMS EVALUATION GRP
		2		1						1	UNCLASSIFIED DOCUMENT LIBRARY
											MILITARY ASSISTANCE INSTITUTE
											COURT OF MILITARY APPEALS
ARMY											
		5	3	1							DEPT OF DEFENSE, ARMY MAP SERV
6,700		47	13	12	1			13	4	4	GEODETIC LIBRARY
1,000	12,000	5	2	1				1	1		ADJUTANT GENERAL'S OFFICE
		4	4								ARMY LIBRARY
2,136 E	1,000 E	10	1	3				6			ARMY CHIEF OF ENGINEERS
											WALTER REED ARMY INST OF RES
											WALTER REED GENERAL HOSPITAL
NAVY											
2,000 E	1,000 E	9	5	1	1			2			NAVY DEPARTMENT
	2,000 E	2						1	1		NAUTICAL CHART LIBRARY
2,000		3	2	1							NAVAL OBSERVATORY
1,000 E	600 E	13	9	2				2			NAVAL OCEANOGRAPHIC OFFICE
		5	1	1							LIBRARY CODE 1640
											NAVAL EXPL ORD DISPOSAL FACILITY
500 E	2,500 E	5	1	1				3			TECHNICAL LIBRARY
408 E	4,738	22	7	4				6	4	1	NAVAL PROPELLANT PLANT
											TECHNICAL LIBRARY
											BUREAU OF NAVAL WEAPONS
											TECHNICAL LIBRARY

TABLE 2A - OPERATING EXPENDITURES AND PERSONNEL DATA OF SPECIAL FEDERAL

(In column 2 the numerals refer to the Agency Code in Appendix 1. In columns 3-9 the letter E stands for estimated figure.)

NAME AND TYPE OF LIBRARY	AGENCY CODE	OPERATING EXPENDITURES				
		TOTAL OPERATING EXPENDITURES	SALARIES			LIBRARY MATERIALS
			TOTAL	PROFESSIONAL	NON-PROFESSIONAL	
1	2	3	4	5	6	7
NAVY (continued)						
NAVAL SHIP SYSTEMS COMMAND TECHNICAL LIBRARY	307	166,731 E	113,831	96,311	17,520	47,000
DAVID TAYLOR MODEL BASIN CENTRAL LIBRARY	307	91,147	77,347	42,428	34,919	12,000
BUREAU OF YARDS & DOCKS TECHNICAL LIBRARY	309	21,340	15,340	15,340		6,000
NAVY BUREAU OF SUPPLIES & ACCTS EDWARD RHODES STITT LIBRARY	311	25,676	24,076	24,076		
NAVAL MEDICAL SCHOOL NAVAL MEDICAL RESEARCH INST	313	53,973	41,927	41,927		10,351
TECHNICAL REFERENCE LIBRARY BUREAU OF NAVAL PERSONNEL	313					
TECHNICAL LIBRARY	315	16,641 E	13,272	9,765	3,507	2,859
NAVAL PERSONNEL PROGRAM SUPPORT PERSONNEL RESEARCH LAB TECH LIB	315	7,160	5,660		5,660	1,000
NAVAL PERSONNEL PROGRAM SUPPORT TRAINING PUBLICATIONS DIVISION	315	15,435	14,237	8,450	5,787	934
NAVAL RESEARCH LAB TECHNICAL LIBRARY	317	364,100	272,600	147,200	125,400	82,000
OFFICE OF THE NAVY JUDGE ADVOCATE GENERAL LIBRARY	322	64,441 E	47,900 E	38,900 E	9,000 E	15,639 E
AIR FORCE						
AIR FORCE OFFICE OF SCIENTIFIC RESEARCH	444	66,308	40,085	35,444	4,641	24,000
AIR FORCE SYSTEMS COMMAND HEADQUARTERS LIBRARY	454	63,454	30,138	16,774	13,364	32,716
OOD AGENCIES						
DEFENSE ATOMIC SUPPORT AGENCY TECHNICAL LIBRARY	481	279,000	189,000	123,000	66,000	48,000
DEFENSE INTELLIGENCE AGENCY INTELLIGENCE LIBRARY	487	268,000	268,000	92,000	176,000	
NAVAL DEFENSE INTELLIGENCE SCH NAVAL STA ANACOSTIA ANNEX	487	24,326	14,726	8,690	6,036	9,000
DEFENSE DOCUMENTATION CENTER TECHNICAL REFERENCE LIBRARY	489					
DEF SUPPLY AGENCY, CAMERON STA	489	44,566	48,566	18,624	9,942	16,000
OTHER AGENCIES						
GENERAL ACCOUNTING OFFICE LAW LIBRARY	061	51,950	36,620	15,585	21,035	14,719
SUPREME COURT	071	181,000 E	137,000 E	121,500 E	15,500 E	35,000 E
BUREAU OF THE BUDGET	093	66,745	55,390	35,610	19,780	9,999
ATOMIC ENERGY COMMISSION	862	278,000	179,000	147,000	32,000	90,000
ATOMIC ENERGY COMMISSION LAW LIBRARY	862	24,666	9,500	9,500		15,000
CIVIL AERONAUTICS BOARD	864	38,420	25,215	14,875	10,340	12,215
EXPORT-IMPORT BANK OF WASH	867	20,000 E	10,000	6,000		10,000 E
FEDERAL AVIATION AGENCY	874	276,296	235,700	168,060	67,000	24,511
FEDERAL COMMUNICATIONS COMM	875	46,218	39,450	34,670	4,780	6,468
FEDERAL DEPOSIT INS CORP	876	40,433	16,833	10,797	6,036	6,600
FEDERAL HOME LOAN BANK BOARD LAW LIBRARY	877					
FEDERAL HOME LOAN BANK BOARD OFFICE OF RESEARCH & HOME FIN	877					
FEDERAL RESERVE SYSTEM RESEARCH LIBRARY	884	87,183	68,075	38,955	29,120	16,608
FEDERAL TRADE COMMISSION	888	79,917	47,624	32,079	15,545	30,811
GENERAL SERVICES ADMINISTRATION CENTRAL OFFICE LIBRARY	889	50,375 E	30,525	25,355	5,170	19,000 E
INTERSTATE COMMERCE COMMISSION	901					
NATL AERONAUTICS & SPACE AGENCY HEADQUARTERS, TECHNICAL LIB	902	194,454	89,000	57,000	32,000	98,358
GOODARD SPACE FLIGHT CENTER	902	573,000	96,500	55,000	41,500	420,500
NATL LABOR RELATIONS BOARD	903	50,989	34,716	30,686	4,630	15,882
NATL SCIENCE FOUNDATION	904	48,880 E	33,255	23,695	9,560	14,500
RAILROAD RETIREMENT BOARD	906	70,758	39,042	25,750	13,292	11,300
SELECTIVE SERVICE SYSTEM NATIONAL HEADQUARTERS	908	8,641	8,241	8,241		250
SMALL BUSINESS ADMINISTRATION REFERENCE LIBRARY	909	30,156 E	20,583	15,078	5,505	7,573 E
SMITHSONIAN INSTITUTION	910	322,000	235,000	191,788	43,212	64,000
FREER GALLERY OF ART	910	7,310 E				6,000 E
NATL GALLERY OF ART	910	46,631	40,664	18,544	22,120	5,000
TAX COURT OF THE US	913	37,999	18,026	18,026		19,973
CIVIL SERVICE COMMISSION	916	113,670	95,470	65,500	29,970	16,000
US INFORMATION AGENCY	926	336,262	287,570	215,125	72,445	39,117
VA HOSPITAL, WASHINGTON DC	928	24,634 E	16,884	16,884		7,000
VETERANS ADMINISTRATION LAW LIBRARY	928	41,895 E	31,195	24,025	7,170	10,500 E
VETERANS ADMINISTRATION MED & GEN REFERENCE LIBRARY	928	69,066	50,566	40,184	10,282	16,000

LIBRARIES, BY LIBRARY, FISCAL YEAR 1965 - WASHINGTON METROPOLITAN AREA

IN DOLLARS		PERSONNEL									NAME AND TYPE OF LIBRARY
BINDING	OTHER EXPENDITURES	TOTAL POSI-TIONS	PROFESSIONAL FTE POSITIONS				NONPROFESSIONAL FTE POSITIONS				
			GS 6 - GS 9	GS 10 - GS 13	GS 14 - GS 15	GS 16 AND ABOVE	GS 5 AND BELOW	GS 6 - GS 8	GS 9 AND ABOVE		
8	9	10	11	12	13	14	15	16	17	18	
										NAVY (continued)	
900 E	5,000 E	14	6	6				1	1	NAVAL SHIP SYSTEMS COMAND TECHNICAL LIBRARY #SHIPS-20210	
1,000	800	12	4	1				7		DAVID TAYLOR MODEL BASIN CENTRAL LIBRARY BUREAU OF YARDS & OCCKS TECHNICAL LIBRARY	
		1									
800	800	3	1	1					1	NAVY BUREAU OF SUPPLIES & ACCTS EDWARD RHODES STITT LIBRARY	
400	1,295	5	3	1				1		NAVAL MEDICAL SCHOOL NAVAL MEDICAL RESEARCH INST TECHNICAL REFERENCE LIBRARY BUREAU OF NAVAL PERSONNEL TECHNICAL LIBRARY	
		3	2	1							
190 E	320 E	1	1							NAVAL PERSONNEL PROGRAM SUPPORT PERSONNEL RESEARCH LAB TECH LIB	
	500	2	1					1		NAVAL PERSONNEL PROGRAM SUPPORT TRAINING PUBLICATIONS DIVISION	
	264	2	2							NAVAL RESEARCH LAB TECHNICAL LIBRARY	
6,000	3,500	27	19	7	1					OFFICE OF THE NAVY JUDGE ADVOCATE GENERAL LIBRARY	
830 E	72	6	2	2				2			
										AIR FORCE	
										AIR FORCE	
1,587	636	5	1	2				1	1	OFFICE OF SCIENTIFIC RESEARCH AIR FORCE SYSTEMS COMAND HEADQUARTERS LIBRARY	
	600	4	1	1				1	1		
										OOD AGENCIES	
	42,000	28	6	6				14	2	DEFENSE ATOMIC SUPPORT AGENCY TECHNICAL LIBRARY	
		66	21	5				34	6	DEFENSE INTELLIGENCE AGENCY INTELLIGENCE LIBRARY	
	600	3	2					1		NAVAL DEFENSE INTELLIGENCE SCH NAVAL STA ANACOSTIA ANNEX	
		3	2	1						DEFENSE DOCUMENTATION CENTER TECHNICAL REFERENCE LIBRARY	
		7	1	1				2	3	DEF SUPPLY AGENCY, CAMERON STA	
										OTHER AGENCIES	
611		6	2					4		GENERAL ACCOUNTING OFFICE LAW LIBRARY	
9,000 E		15	3	5		1		3	3	SUPREME COURT BUREAU OF THE BUDGET	
1,207	149	7	3	1				1	2	ATOMIC ENERGY COMMISSION	
5,000	4,000	21	3	5	2			6	5	ATOMIC ENERGY COMMISSION LAW LIBRARY	
166		1		1						CIVIL AERONAUTICS BOARD	
240	750	4	1	1				2		EXPORT-IMPORT BANK OF WASH	
		2		1				1		FEDERAL AVIATION AGENCY	
1,779	14,306	13	2	11						FEDERAL COMMUNICATIONS COMM	
300		4	2	2						FEDERAL DEPOSIT INS CORP	
200	16,800	2		1				1			
		1	1							FEDERAL HOME LOAN BANK BOARD LAW LIBRARY	
		1	1							FEDERAL HOME LOAN BANK BOARD OFFICE OF RESEARCH & HOME FIN	
2,500		8	6	2						FEDERAL RESERVE SYSTEM RESEARCH LIBRARY	
432	1,050	6	3	1				2		FEDERAL TRADE COMMISSION GENERAL SERVICES ADMINISTRATION	
400 E	450 E	4	1	2				1		CENTRAL OFFICE LIBRARY	
		4	2	1				1		INTERSTATE COMMERCE COMMISSION NATL AERONAUTICS & SPACE AGENCY	
5,949	1,147	11	3	3				1	4	HEADQUARTERS, TECHNICAL LIB	
15,000	41,000	14	4	4				4	2	GODDARD SPACE FLIGHT CENTER NATL LABOR RELATIONS BOARD	
391		5	3	1				1		NATL SCIENCE FOUNDATION	
1,000	125 E	4	2	2						RAILROAD RETIREMENT BOARD	
1,675	18,741	5	1	1				3		SELECTIVE SERVICE SYSTEM NATIONAL HEADQUARTERS	
100	50	2	2							SMALL BUSINESS ADMINISTRATION REFERENCE LIBRARY	
	2,000 E	3	1	1					1		
20,000	3,000	30	9	12				6	1	SMITHSONIAN INSTITUTION FREER GALLERY OF ART	
60 E	1,250 E	3	1	1					1	NATL GALLERY OF ART TAX COURT OF THE US	
967		6	2					4		CIVIL SERVICE COMMISSION US INFORMATION AGENCY	
1,200	1,000	13	3	4				6	7	VA HOSPITAL, WASHINGTON DC	
3,850	5,725	34	7	13	2			5		VETERANS ADMINISTRATION LAW LIBRARY	
500	250 E	3	2	1							
100 E	100 E	4	2	1							
2,000	500	6	1	3				1	1	VETERANS ADMINISTRATION MED & GEN REFERENCE LIBRARY	



TABLE 2B - OPERATING EXPENDITURES AND PERSONNEL DATA OF SPECIAL FEDERAL LIBRARIES,

(In column 2 the numerals refer to the Agency Code in Appendix 1. In columns 3-9 the letter E stands for estimated figure.)

NAME AND TYPE OF LIBRARY 1	AGENCY CODE 2	OPERATING EXPENDITURES				
		TOTAL OPERATING EXPENDITURES 3	SALARIES			LIBRARY MATERIALS 7
			TOTAL 4	PROFESSIONAL 5	NON- PROFESSIONAL 6	
ALABAMA						
TUSCALOOSA METALLURGY RES LAB	623	1,620	1,370	1,370		
MISSILE & MUNITIONS CENTER SCH						
TECHNICAL LIBRARY	237	33,160	23,560	17,866	5,694	9,000
NOBLE ARMY HOSPITAL	261	12,419	7,303	7,303		4,008
REOSTONE SCIENTIFIC INFO CENTER	267	2,031,179	702,563	553,475	149,088	360,000
MAXWELL AIR FORCE HOSPITAL	448	8,750				
VA HOSPITAL, BIRMINGHAM	947	22,400	14,740	14,740		6,913
VA HOSPITAL, TUSCALOOSA	947	9,557	9,257	9,257		
VA HOSPITAL, TUSKEGEE	947	49,504	39,221	26,465	12,756	9,256
ARIZONA						
NATL PARK SERVICE						
SOUTHWEST ARCHEOL CENTER	621	9,122	8,400	2,740	5,660	110
VA HOSPITAL, TUCZON	947	9,849 E	8,749	8,749		
ARKANSAS						
VA HOSPITAL, LITTLE ROCK	947	12,242	7,950	7,950		3,750
CALIFORNIA						
PACIFIC SW FOREST SERVICE						
FOREST & RANGE EXPERIMENT STA	683	36,221	25,850	15,690	10,160	8,671
AGRICULTURAL RESEARCH SERVICE						
WESTERN REG RESEARCH LAB	697	34,970	17,870	10,539	7,331	14,400
PUBLIC HEALTH SERVICE						
HOSPITAL, SAN FRANCISCO	805	11,091	8,241	8,241		2,000
FLEET COMPUTER PROGRAM CENTER						
PACIFIC TECHNICAL LIBRARY	303					
NAVAL URO TEST STATION, CHINA LK	305	296,400	161,400	95,200	66,200	106,000
NAVAL DRONANCE LAB, CORONA	305	71,120	41,120	26,555	14,565	27,000
PASADENA NAVAL DRONANCE TEST STA	305	78,719	52,719	33,970	18,749	19,500
PT MUGU NAVAL MISSILE CENTER	305	153,478	120,663	120,663		31,315
NAVY ELECTRONICS LAB, SAN DIEGO	305	161,425	97,630	59,485	38,145	55,342
NAVAL RADIOLOGICAL DEFENSE LAB	305	66,470	50,670	28,510	22,160	13,000
NAVAL CIVIL ENG LAB, PT HUENEME	309	55,786 E	35,462	18,986	16,496	15,181
CIVIL ENGINEER CORPS OFFICERS						
NAVAL SCHOOL	309	18,094	15,965	9,535	6,430	1,520
SAN FRANCISCO BAY NAVAL SHIPYD						
SHIPYARD TECH LIB 247A7	309					
NAVAL SUPPLY CENTER, OAKLAND						
TECHNICAL LIBRARY	311	25,549 E	23,549	7,729	15,820	2,000 E
NAVAL HOSPITAL, OAKLAND	313	14,450	7,200	7,200		5,855
NAVAL HOSPITAL, SAN DIEGO	313	19,297	8,935	8,935		8,782
NAVAL PERSONNEL RES ACTIVITY						
SAN DIEGO	315	22,464 E	17,425	7,710	9,715	3,000 E
NAVAL POSTGRAD SCHOOL, MONTEREY	315	309,954	189,794	121,755	68,039	65,631
NAVAL TRAINING CENTER, SAN DIEGO	317	37,615 E	29,310	14,900	14,410	6,555 E
NAVAL AMPHIBIOUS BASE, CORONA	341					
MCAS EL TORO	341	14,035 E	13,435 E	9,435 E	4,000 E	500 E
WESTERN LIBRARY SERVICE CENTER	438	29,105	15,305	9,800	5,505	13,800
SMAMA BASE LIBRARY	452	34,358	23,035	14,315	8,720	10,415
AIR FORCE FLIGHT TEST CENTER						
EDWARDS AIR FORCE BASE	454	95,783	46,890	28,060	18,830	37,715
SPACE SYSTEMS DIVISION						
TECHNICAL LIBRARY AFL 2822	454	47,250	34,500	8,500	26,000	12,000
DEF LANGUAGE INST WEST CST BR	479	33,925	16,577	7,097	9,480	17,098
9TH CIRCUIT COURT OF APPEALS	072					
NASA AMES RESEARCH CENTER	902	225,000	101,000	52,000	49,000	115,000
VA HOSPITAL, FRESNO	947	11,987	8,180	8,180		2,800
VETERANS HOSPITAL, LIVERMORE	947	21,875	16,975	16,975		4,300
VA HOSPITAL, LONG BEACH	947	21,710	15,010	9,180	5,830	5,700
VA HOSPITAL, SEPULVEDA	947	30,286	22,186	17,545	4,641	7,250
VA HOSPITAL, MARTINEZ	947	21,045	14,695	14,695		5,850
VA HOSPITAL, SAN FRANCISCO	947	9,455	8,495	8,495		
VA HOSPITAL, PALO ALTO	947	47,250	36,600	31,000	5,600	9,650
COLORADO						
GEOLOGICAL SURVEY, DENVER	624	154,220	151,120	46,840	104,280	
BUREAU OF RECLAMATION	631	107,869	77,011	40,079	36,932	16,648
ENVIRON SCIENCE SERV ADMIN						
BOULDER LABORATORIES LIBRARY	732	119,900	80,900	38,900	42,000	27,090
AIR FORCE ACCT & FIN CTR, DENVER	476	37,183	26,915	17,835	9,080	9,238
CONNECTICUT						
SUBMARINE BASE, GROTON						
SUBMARINE MEDICAL CENTER	307	11,350 E	6,850	6,850		4,150
VA HOSPITAL, NEWINGTON	947	9,590	8,690	8,690		
VA HOSPITAL, WEST HAVEN	947	20,027	11,392	11,392		7,635

BY LIBRARY, FISCAL YEAR 1965 - U.S., BY STATE, EXCLUDING WASHINGTON METROPOLITAN AREA

IN DOLLARS		PERSONNEL								NAME AND TYPE OF LIBRARY
BINDING	OTHER EXPENDITURES	TOTAL POSITIONS	PROFESSIONAL FTE POSITIONS				NONPROFESSIONAL FTE POSITIONS			
			GS 6 - GS 9	GS 10 - GS 13	GS 14 - GS 15	GS 16 AND ABOVE	GS 5 AND BELOW	GS 6 - GS 8	GS 9 AND ABOVE	
8	9	10	11	12	13	14	15	16	17	18
ALABAMA										
200	50	1	1							TUSCALOOSA METALLURGY RES LAB
	600	4	1	1				2		MISSILE & MUNITIONS CENTER SCH
616	492	1	1							TECHNICAL LIBRARY
17,160	951,456	56	11	26	3		14	1	1	NOBLE ARMY HOSPITAL
		1	1							REDSTONE SCIENTIFIC INFO CENTER
659	88	2	2							MAXWELL AIR FORCE HOSPITAL
300		1	1							VA HOSPITAL, BIRMINGHAM
756	271	5	2	1			2			VA HOSPITAL, TUSCALOOSA
										VA HOSPITAL, TUSKEGEE
ARIZONA										
337	275	2	1	1						NATL PARK SERVICE
900	200 E	2	2							SOUTHWEST ARCHEOL CENTER
										VA HOSPITAL, TUCZON
ARKANSAS										
542		1	1							VA HOSPITAL, LITTLE ROCK
CALIFORNIA										
200	1,500	4		1				3		PACIFIC SW FOREST SERVICE
										FOREST & RANGE EXPERIMENT STA
920	1,780	2		1				1		AGRICULTURAL RESEARCH SERVICE
										WESTERN REG RESEARCH LAB
850		1	1							PUBLIC HEALTH SERVICE
										HOSPITAL, SAN FRANCISCO
		1		1						FLEET COMPUTER PROGRAM CENTER
2,000	27,000	24	6	4			13	1		PACIFIC TECHNICAL LIBRARY
2,000	1,000	4	1	2			1			NAVAL ORD TEST STATION, CHINA LK
1,500	5,000	7	3	1			3			NAVAL ORDNANCE LAB, CORONA
1,500		6	2	4						PASADENA NAVAL ORDNANCE TEST STA
5,155	3,298	14	2	4			6	2		PT MUGU NAVAL MISSILE CENTER
1,800	1,000	7	2	1			3	1		NAVY ELECTRONICS LAB, SAN DIEGO
										NAVAL RADIOLOGICAL DEFENSE LAB
1,399	3,724 E	4	1	1			2			NAVAL CIVIL ENG LAB, PT HUENEME
										CIVIL ENGINEER CORPS OFFICERS
72	537	2		1					1	NAVAL SCHOOL
										SAN FRANCISCO BAY NAVAL SHIPYD
		4	2				2			SHIPYARD TECH LIB 247A7
										NAVAL SUPPLY CENTER, OAKLAND
		1	1							TECHNICAL LIBRARY
1,395		2	1				1			NAVAL HOSPITAL, OAKLAND
1,300	280	1	1							NAVAL HOSPITAL, SAN DIEGO
										NAVAL PERSONNEL RES ACTIVITY
535	1,504	1	1							SAN DIEGO
5,223	49,306	29	9	5			15			NAVAL POSTGRAD SCHOOL, MONTEREY
1,650	100	6	2				4			NAVAL TRAINING CENTER, SAN DIEGO
		1	1							NAVAL AMPHIBIOUS BASE, CORONADO
	100 E	2	1					1		MCAS EL TORO
		2		1					1	WESTERN LIBRARY SERVICE CENTER
908		2	2							SMAMA BASE LIBRARY
										AIR FORCE FLIGHT TEST CENTER
994	10,184	5		3				2		EDWARDS AIR FORCE BASE
										SPACE SYSTEMS DIVISION
450	300	5	5							TECHNICAL LIBRARY AFL 2022
	250	3	1					2		DEF LANGUAGE INST WEST CST BR
		2		1					1	9TH CIRCUIT COURT OF APPEALS
6,000	3,000	8	3	3			2			NASA AMES RESEARCH CENTER
320	687	1	1							VA HOSPITAL, FRESNO
600		2	2							VETERANS HOSPITAL, LIVERMORE
										VA HOSPITAL, LONG BEACH
1,000		1	1							VA HOSPITAL, SEPULVEDA
600	250	3	2					1		VA HOSPITAL, MARTINEZ
500		2	2							VA HOSPITAL, SAN FRANCISCO
960		1	1							VA HOSPITAL, PALO ALTO
500	500	5	3	1				1		
COLORADO										
1,500	1,600	14	4	4				6		GEOLOGICAL SURVEY, DENVER
1,335	12,875	10	1	2				2	5	BUREAU OF RECLAMATION
										ENVIRON SCIENCE SERV ADMIN
3,000	9,000	14	2	4				6	2	BOULDER LABORATORIES LIBRARY
5	1,025	3	1	1				1		AIR FORCE ACCT & FIN CTR, DENVER
CONNECTICUT										
200	150 E	1	1							SUBMARINE BASE, GROTON
400	500	1	1							SUBMARINE MEDICAL CENTER
1,000		1	1							VA HOSPITAL, NEWINGTON
										VA HOSPITAL, WEST HAVEN

TABLE 2B - OPERATING EXPENDITURES AND PERSONNEL DATA OF SPECIAL FEDERAL LIBRARIES,

(In column 2 the numerals refer to the Agency Code in Appendix 1. In columns 3-9 the letter E stands for estimated figure.)

NAME AND TYPE OF LIBRARY 1	AGENCY CODE 2	OPERATING EXPENDITURES				
		TOTAL OPERATING EXPENDITURES 3	SALARIES			LIBRARY MATERIALS 7
			TOTAL 4	PROFESSIONAL 5	NON-PROFESSIONAL 6	
DELAWARE						
VETERANS HOSPITAL, WILMINGTON	947	12,365	8,800	8,800		3,150
FLORIDA						
NAVAL AIR STATION, JACKSONVILLE						
TECH FILES & LIB BRANCH	297	41,390 E	41,012		41,012	
NAVY MINE DEFENSE LAB	305	67,000	51,800	48,000	3,800	12,500
AIR PROVING GROUND CENTER						
EGLIN AFB TECH LIB	460	77,341	50,840	39,753	11,087	22,001
KENNEDY SPACE CENTER	902	100,000 E	58,000 E	58,000 E		40,000 E
VA HOSPITAL, CORRAL GABLES	947	22,300 E	17,300 E	15,000 E	2,300 E	4,400
GEORGIA						
PUBLIC HEALTH SERVICE						
COMM DISFASE CENTER, ATLANTA	805	89,714	72,410	57,340	15,070	15,178
PUBLIC HEALTH CENTER, ATLANTA						
MEDICAL AV REFERENCE ROOM	805	4,983 E	4,149		4,149	500 E
HUMROO DIV 4, FORT BENNING	188	12,190	10,840	6,840	4,000	750
ARMY SOUTHEAST SIGNAL SCHOOL	259	15,100 E	11,500 E	7,000 E	4,500 E	3,600
MARTIN ARMY HOSPITAL	261	9,000	6,200	6,200		800
HQ CONTINENTAL AIR COMMAND						
ROBINS AIR FORCE BASE	460	61,959	31,559	19,750	11,801	30,000
VA HOSPITAL, ATLANTA	947	24,363	17,689	13,624	4,065	5,664
VA HOSPITAL, ALGUSTA						
FOREST HILLS DIVISION	947	16,996	13,871	8,690	5,181	2,500
VA HOSPITAL, ALGUSTA						
LENWOOD DIVISION	947	10,233	7,733	7,733		1,850
VA CENTER, DUBLIN	947	19,091	13,906	8,883	5,023	4,880
IDAHO						
VA CENTER, BOISE	947	9,621 E	8,465	8,465		696
ILLINOIS						
OFFICE OF US ATTORNEY, CHICAGO	532					
DEPT OF AGRICULTURE						
NORTHERN UTILIZATION RES & DEV	697	46,500 E	22,650	16,645	6,005	22,200
BUREAU OF YARDS & DOCKS						
MIDWEST DIVISION LIBRARY	309	11,582	7,955	7,955		3,497
GREAT LAKES NAVAL HOSPITAL						
MEDICAL LIBRARY	313	12,536	9,436	9,436		2,500
CHANUTE AIR FORCE BASE LIB	364	22,250	20,650	14,750	5,900	1,200
US COURTS, CHICAGO	072					
RAILROAD RETIREMENT BOARD	906	49,532	34,907	20,804	14,103	11,300
VETERANS ADMIN CHICAGO						
RESEARCH HOSPITAL LIBRARY	947	26,100	17,200	17,200		8,100
VETERANS ADMINISTRATION						
WESTSIDE HOSPITAL LIBRARY	947	40,881	31,311	25,275	6,036	8,770
VA HOSPITAL, DOWNEY	947	17,313	10,948	8,421	2,527	5,865
VA HOSPITAL, HINES	947	92,477	76,937	59,589	17,348	14,465
INDIANA						
NAVAL AVIONICS FACILITY, INDPLS	297	63,851	42,426	16,768	25,658	13,100
CRANE NAVAL AMMUNITION DEPOT	305	65,366	46,581	7,733	38,848	16,821
VA HOSPITAL, FORT WAYNE	947	11,235	8,465	8,465		2,625
VA HOSPITAL, INDIANAPOLIS	947	35,159	25,909	25,909		
VA MEDICAL LIBRARY, MARION	947	37,554	30,750	30,750		6,225
IOWA						
NATL ANIMAL DISEASE LAB	697	38,970 E	17,170	8,970	8,200	18,000 E
AMES LABORATORY DOCUMENT LIB	862	15,800	11,800	4,000	7,800	3,000
VA HOSPITAL, IOWA CITY	947	25,854 E	16,354	16,354		5,000 E
VA CENTER, DES MOINES	947	9,992 E	8,935	8,935		578
KANSAS						
VA HOSPITAL TOPEKA	947	41,044	27,201	18,681	8,520	12,043
VA CENTER, WADSWORTH	947	19,981 E	8,000 E	8,000 E		8,000 E
KENTUCKY						
PUB HEALTH SERV HOSPITAL, LEXINGTON	805	117,718	112,518	110,180	2,338	4,800
NAVAL ORD PLANT, IRROQUOIS STA	305	15,122 E	11,222	6,269	4,953	3,500 E
VA HOSPITAL, LEXINGTON	947	37,294	28,994	23,300	5,694	7,500
VA HOSPITAL, LOUISVILLE	947	22,585	17,214	17,214		4,743
LOUISIANA						
SOUTHERN FOREST EXPR STA	683	17,316	11,741	6,626	5,115	4,329
PUB HEALTH SERV HOSPITAL, NEW ORLEANS	805	10,795 E	8,495	8,495		
VA HOSPITAL, ALEXANDRIA	947	39,781 E	15,381	9,003	6,378	23,950 E

BY LIBRARY, FISCAL YEAR 1965 - U.S., BY STATE, EXCLUDING WASHINGTON METROPOLITAN AREA

IN DOLLARS		PERSONNEL								NAME AND TYPE OF LIBRARY	
BINDING	OTHER EXPENDITURES	TOTAL POSITIONS	PROFESSIONAL FTE POSITIONS				NONPROFESSIONAL FTE POSITIONS				
			GS 6 - GS 9	GS 10 - GS 13	GS 14 - GS 15	GS 16 AND ABOVE	GS 5 AND BELOW	GS 6 - GS 8	GS 9 AND ABOVE		
3	9	10	11	12	13	14	15	16	17	18	
DELAWARE											
329	86	1	1							VETERANS HOSPITAL, WILMINGTON	
FLORIDA											
2,000	378 E 700	6	5	1						NAVAL AIR STATION, JACKSONVILLE TECH FILES & LIB BRANCH NAVY MINE DEFENSE LAB AIR PROVING GROUND CENTER	
3,500	1,000	6	1	2				2	1	EGLIN AFB TECH LIB	
1,000 E 600	1,000 E	21 2	3 2	3				15		KENNEDY SPACE CENTER VA HOSPITAL, CORAL GABLES	
GEORGIA											
829	1,297	7	3	2					1	1	PUBLIC HEALTH SERVICE COMM DISEASE CENTER, ATLANTA PUBLIC HEALTH CENTER, ATLANTA MEDICAL AV REFERENCE ROOM HUMRRO DIV 4, FORT BENNING ARMY SOUTHEAST SIGNAL SCHOOL MARTIN ARMY HOSPITAL HQ CONTINENTAL AIR COMMAND ROBINS AIR FORCE BASE VA HOSPITAL, ATLANTA VA HOSPITAL, AUGUSTA FOREST HILLS DIVISION VA HOSPITAL, AUGUSTA LENWOOD DIVISION VA CENTER, DUBLIN
334		1							1		
300	300	2	1						1		
		2	1						1		
800	1,200	1	1								
	400	4		2				1	1		
1,000	10	3	2					1			
500	125	3	2					1			
450	200	1	1								
155	150	2	1					1			
IDAHO											
260	200 E	1	1							VA CENTER, BOISE	
ILLINOIS											
		1	1							OFFICE OF US ATTORNEY, CHICAGO DEPT OF AGRICULTURE NORTHERN UTILIZATION RES & DEV BUREAU OF YARDS & DOCKS MIDWEST DIVISION LIBRARY GRFAT LAKES NAVAL HOSPITAL MEDICAL LIBRARY CHANUTE AIR FORCE BASE LIB US COURTS, CHICAGO RAILROAD RETIREMENT BOARD VETERANS ADMIN CHICAGO RESEARCH HOSPITAL LIBRARY VETERANS ADMINISTRATION WESTSIDE HOSPITAL LIBRARY VA HOSPITAL, DOWNNEY	
1,650 E		3	1	1				1			
	130	1	1								
600		1	1								
200	200	3	2					1			
		4	1	1				2			
1,500	1,825	2	1	1							
800		2	2								
800		4	3					1			
500		1	1								
1,025	50	8	6	1				1		VA HOSPITAL, MINES	
INDIANA											
325	8,000	7	2					5		NAVAL AVIONICS FACILITY, INOPLS CRANE NAVAL AMMUNITION DEPOT VA HOSPITAL, FORT WAYNE VA HOSPITAL, INDIANAPOLIS VA MEDICAL LIBRARY, MARION	
120	1,964	2	2								
600	25	1	1								
251	8,650	3	3								
	328	2	2								
IOWA											
1,500	3,300 E	1		1						NATL ANIMAL DISEASE LAB AMES LABORATORY DOCUMENT LIB VA HOSPITAL, IOWA CITY VA CENTER, DES MOINES	
	1,000	2	1					1			
500	4,000	2	2								
429	50 E	1	1								
KANSAS											
1,000	800	4	1	1				2		VA HOSPITAL TOPEKA VA CENTER, WADSWORTH	
3,781	200	3	2					1			
KENTUCKY											
300	100	1		1						PUB HEALTH SERV HOSPITAL, LEXINGTON	
400		2	1					1		NAVAL ORD PLANT, IROQUOIS STA	
500	300	3	2					1		VA HOSPITAL, LEXINGTON VA HOSPITAL, LOUISVILLE	
528	100	2	2								
LOUISIANA											
495	751	2	1					1		SOUTHERN FOREST EXPR STA PUB HEALTH SERV HOSPITAL, NEW ORLEANS VA HOSPITAL, ALEXANDRIA	
800 E	1,500 E	1	1								
450 E		2	1					1			

TABLE 2B - OPERATING EXPENDITURES AND PERSONNEL DATA OF SPECIAL FEDERAL LIBRARIES,

(In column 2 the numerals refer to the Agency Code in Appendix 1. In columns 3-9 the letter E stands for estimated figure.)

NAME AND TYPE OF LIBRARY 1	AGENCY CODE 2	OPERATING EXPENDITURES				
		TOTAL OPERATING EXPENDITURES 3	SALARIES			LIBRARY MATERIALS 7
			TOTAL 4	PROFESSIONAL 5	NON- PROFESSIONAL 6	
MAINE						
VA CENTER, TOGUS	947	24,252	16,975	16,975		6,275
MARYLAND						
PUB HEALTH SERV HOSP, BALTIMORE	805	13,520 E	10,200 E	8,295	1,905 E	2,220 E
SOCIAL SECURITY ADMINISTRATION	810	108,767	90,967	65,674	25,293	16,000
NAVY MARINE ENGINEERING LAB	307	25,185	25,185	17,265	7,920	
VA HOSPITAL, FORT HOWARD	947	23,485	14,100	8,935	5,165	
VA HOSPITAL, PERRY POINT	947	47,690	36,180	32,560	3,620	10,500
MASSACHUSETTS						
BUREAU OF COMMERCIAL FISHERIES	621	8,482	6,380	6,380		1,768
BIOLOGICAL LAB, WOODS HOLE	237	133,650	88,650	46,200	42,450	40,000
ARMY NATICK LABORATORIES	273	10,957	7,957	7,957		3,000
ARMY SECURITY AGENCY SCHOOL	309	24,724	12,724	7,304	5,420	12,000
BOSTON NAVAL SHIPYARD	313	12,135	8,935	8,935		2,400
CHELSEA NAVAL HOSPITAL	317	19,261	18,461	8,961	9,500	600
BOSTON OFF OF NAVAL RESEARCH	444	29,968	20,485	15,532	4,953	9,268
LAURENCE G HANSCOM FIELD	444	714,497	191,863	151,352	40,511	336,462
BASE LIBRARY AFL 2835	910	15,069	7,465	7,465		6,722
AFCLR, L G HANSCOM FIELD	947	12,670 E	8,610	6,895	1,715	3,100 E
SMITHSONIAN INSTITUTION	947	14,219	9,019	9,019		4,100
ASTROPHYSICAL OBSERVATORY LIB	947	19,166 E	13,116	7,987	5,129	5,150
VA HOSPITAL, BEOFORD	947	33,890	26,500	22,300	4,200	7,000
VA HOSPITAL, BOSTON	947	18,535	14,830	14,830		2,900
VA HOSPITAL, BROCKTON	947					
VA HOSPITAL, NORTHAMPTON	947					
VA HOSPITAL, WEST ROXBURY	947					
MICHIGAN						
DEFENSE LOGISTICS SERV CTR	489	11,400 E	7,400 E	7,400 E		4,000 E
VA HOSPITAL, DEARBORN	947	26,321	17,521	17,521		8,000
MINNESOTA						
BUREAU OF MINES	623	19,350	12,800	8,000	4,800	5,500
TWIN CITIES RES CTRS	947	44,181	30,981	30,981		
VA HOSPITAL, MINNEAPOLIS	947	27,200 E	25,000 E	20,000 E	5,000 E	2,000 E
VA HOSPITAL, ST CLOUD	947					
MISSISSIPPI						
ARMY ENGINEER WATERWAYS	261	117,000 E	70,875	50,975	19,900	21,000 E
EXPERIMENT STATION, VICKSBURG	947	16,400	16,000	16,000		
VA CENTER, JACKSON	947					
MISSOURI						
AERONAUTICAL CHART & INFO CTR	476	73,985	63,995	41,741	22,254	9,600
VA HOSPITAL, KANSAS CITY	947	14,240 E	9,511	9,511		4,354
VA HOSPITAL, POPLAR BLUFF	947	8,613 E	6,800 E	6,800 E		1,813
VA HOSPITAL, ST LOUIS	947	15,013	12,020	9,520	2,500	
MONTANA						
PUBLIC HEALTH SERVICE	805	27,617	15,294	10,185	5,109	8,624
ROCKY MOUNTAIN LAB	947	10,990 E	7,290 E	7,290 E		3,250 E
VA HOSPITAL, FT HARRISON	947					
NEBRASKA						
NATIONAL PARK SERVICE	627	11,450 E	10,000 E	7,500 E	2,500 E	1,000 E
MIDWEST REGIONAL OFFICE	947	11,170 E	7,720 E	7,220 E	500	2,950
VA HOSPITAL, LINCOLN	947	19,795 E	15,445	15,445		4,000 E
VA HOSPITAL, OMAHA	947					
NEVADA						
VA CENTER, RENO	947	11,271 E	8,921	8,921		2,275
NEW HAMPSHIRE						
ARMY COLD REGIONS RES ENG LAB	267	27,153	21,489	11,355	10,134	5,000
PORTSMOUTH NAVAL SHIPYARD	309	11,233	8,353	8,353		2,880
NEW JERSEY						
ARMY ELECTRONICS COMMAND	267	54,300 E	41,000 E	17,000 E	24,000 E	10,000
ARMY SIGNAL CENTER & SCHOOL	271	46,560 E	39,560	23,870	15,690	6,000 E
LAKEHURST NAVAL AIR TEST FAC	305	26,200	20,350	5,225	15,125	5,200

BY LIBRARY, FISCAL YEAR 1965 - U.S., BY STATE, EXCLUDING WASHINGTON METROPOLITAN AREA

IN DOLLARS		PERSONNEL								NAME AND TYPE OF LIBRARY
BINDING	OTHER EXPENDITURES	TOTAL POSI-TIONS	PROFESSIONAL FTE POSITIONS				NONPROFESSIONAL FTE POSITIONS			
			GS 6 - GS 9	GS 10 - GS 13	GS 14 - GS 15	GS 16 AND ABOVE	GS 5 AND BELOW	GS 6 - GS 8	GS 9 AND ABOVE	
8	9	10	11	12	13	14	15	16	17	18
										MAINE
552	450	2	2							VA CENTER, TOGUS
										MARYLAND
900	200 E	1	1							PUB HEALTH SERV HOSP,
500	1,300	12	3	4				5		BALTIMORE
		2	1	1						SOCIAL SECURITY ADMINISTRATION
2,000	7,385	2	2							NAVY MARINE ENGINEERING LAB
650	360	5	3	1				1		VA HOSPITAL, FORT HOWARD
										VA HOSPITAL, PERRY POINT
										MASSACHUSETTS
										BUREAU OF COMMERCIAL FISHERIES
2,000	334	1	1							BIOLOGICAL LAB, MOODS HOLE
	3,000	14	4	3				7		ARMY NATICK LABORATORIES
		1	1							ARMY SECURITY AGENCY SCHOOL
		1	1							BOSTON NAVAL SHIPYARD
800		1	1							CHELSEA NAVAL HOSPITAL
	200	3		1				2		BOSTON OFF OF NAVAL RESEARCH
25	190	2	2							LAURENCE G HANSCOM FIELD
45,972	140,200	23	16	7						BASE LIBRARY AFL 2835
										AFCL, L G HANSCOM FIELD
720	162	1	1							SMITHSONIAN INSTITUTION
810	150 E	1	1							ASTROPHYSICAL OBSERVATORY LIB
										VA HOSPITAL, BEDFORD
900	200	1	1							VA HOSPITAL, BOSTON
800	100 E	1	1							VA HOSPITAL, BROCKTON
390		3	3							VA HOSPITAL, NORTHAMPTON
655	150	2	1					1		VA HOSPITAL, WEST ROXBURY
										MICHIGAN
										DEFENSE LOGISTICS SERV CTR
800		1	1							VA HOSPITAL, DEARBORN
		2	2							MINNESOTA
										BUREAU OF MINES
796	254	2	2							TWIN CITIES RES CTRS
1,600	11,600	4	3	1						VA HOSPITAL, MINNEAPOLIS
200 E		4	4							VA HOSPITAL, ST CLOUD
										MISSISSIPPI
										ARMY ENGINEER WATERWAYS
500	24,625	8	5	2				1		EXPERIMENT STATION, VICKSBURG
350	50	2	2							VA CENTER, JACKSON
										MISSOURI
										AERONAUTICAL CHART & INFO CTR
390		4	4	1				4		VA HOSPITAL, KANSAS CITY
300 E	75 E	1	1							VA HOSPITAL, POPLAR BLUFF
		1	1							VA HOSPITAL, ST LOUIS
198	2,795	1	1							MONTANA
										PUBLIC HEALTH SERVICE
1,006	2,693	2	1	1						ROCKY MOUNTAIN LAB
350 E	100 E	1	1							VA HOSPITAL, FT HARRISON
										NEBRASKA
										NATIONAL PARK SERVICE
200 E	250 E	1	1							MIDWEST REGIONAL OFFICE
										VA HOSPITAL, LINCOLN
500		1	1							VA HOSPITAL, OMAHA
350		2	2							NEVADA
										VA CENTER, RENO
										NEW HAMPSHIRE
										ARMY COLD REGIONS RES ENG LAB
10	654	3	1	1				2		PORTSMOUTH NAVAL SHIPYARD
		1	1							NEW JERSEY
										ARMY ELECTRONICS COMMAND
300	3,000	7	3					4		ARMY SIGNAL CENTER & SCHOOL
	1,000 E	6	2	1				3		LAKEHURST NAVAL AIR TEST FAC
	600	2	2							

TABLE 2B - OPERATING EXPENDITURES AND PERSONNEL DATA OF SPECIAL FEDERAL LIBRARIES,

(In column 2 the numerals refer to the Agency Code in Appendix 1. In columns 3-9 the letter E stands for estimated figure.)

NAME AND TYPE OF LIBRARY 1	AGENCY CODE 2	OPERATING EXPENDITURES					LIBRARY MATERIALS 7
		TOTAL OPERATING EXPENDITURES 3	SALARIES				
			TOTAL 4	PROFESSIONAL 5	NON- PROFESSIONAL 6		
NEW JERSEY (continued)							
NAVAL AIR TURBINE TEST STA	305	10,855	8,445	8,445		2,200	
BAYONNE NAVAL SUPPLY R & O FAC	311	30,272	24,700	18,875	5,825	5,050	
NATL AVIATION FAC EXP CTR	874	80,964	62,164	46,785	15,379	17,300	
VA HOSPITAL LIBRARY, LYONS	947	21,552 E	17,052	17,052		3,850	
VA REGIONAL OFFICE, NEWARK	947	9,467 E	8,445	8,445		992	
NEW MEXICO							
SANDIA BASE ARMY HOSPITAL	261	11,590 E	7,090	7,090		4,000 E	
WHITE SANDS MISSILE RANGE TECHNICAL LIBRARY	267	169,111	107,792	71,102	36,690	48,960	
OFFICE OF RESEARCH ANALYSIS HOLLOMAN AFB	448	71,010	32,990	28,300	4,690	34,620	
AIR FORCE SPECIAL WEAPONS CNTR TECHNICAL INFO & INTELL DIV	454	160,850	127,214	77,295	49,919	25,571	
LUS ALAMOS SCIENTIFIC LAB	862	483,720	239,588	131,133	108,455	216,677	
NEW YORK							
DEPT OF AGRICULTURE PLUM ISL ANIMAL DISEASE LAB	697	24,600	14,930	9,453	5,477	8,670	
DEPT OF COMMERCE BUSINESS REFERENCE LIBRARY	746	27,000	26,700	16,000	10,700	200	
PUBLIC HEALTH SERVICE CHARLES FERGUSON MEDICAL LIB.	805	28,202	22,852	18,101	4,751	4,300	
ST ALBANS NAVAL HOSPITAL	313	12,464 E	7,334	7,334		3,030 E	
BROOKLYN NAVAL APPLIED SCI LAB	317	76,000	50,000	35,000	15,000	23,000	
ROME AIR DEVELOPMENT CENTER LIBRARY SERVICES	444	123,564 E	81,676	56,578	25,098	36,121	
AEROSPACE RES, EUROPEAN OFFICE TECH INFO OFFICE, APC NY	474	15,258	13,758	13,758		1,500	
ATOMIC ENERGY COMMISSION, NY	862	31,482	16,482	16,482		14,200	
VA HOSPITAL, BRONX	947	1,700					
VA HOSPITAL, BUFFALO	947	27,069	19,885	17,561	2,324	6,787	
VA HOSPITAL, CANANDAIGUA	947	36,400	26,150	26,150		10,250	
VA HOSPITAL, BROOKLYN	947	24,552 E	18,426	18,426		4,906	
VA HOSPITAL, MCNTROSE	947	42,195 E	32,195 E	26,860 E	5,335 E	8,700 E	
NORTH CAROLINA							
SE FOREST SERVICE FOREST EXP. STATION	683	19,314	12,623	6,890	5,733	5,850	
NAVAL MEDICAL FIELD RESEARCH LAB	341	21,244	13,294	8,445	4,849	6,957	
VA HOSPITAL, DURHAM	947	16,195 E	9,870 E	9,870 E		5,575	
NORTH DAKOTA							
VA CENTER, FARGO	947	10,552 E	7,553	7,553		2,727	
OHIO							
R A TAFT SANITARY ENG CENTER	805	71,426	45,000	22,817	22,183	17,898	
AIR FORCE INST OF TECHNOLOGY	444	175,802	82,690	44,395	38,29	84,325	
AEROSPACE RESEARCH LABORATORIES	448	24,368	21,368	16,204	5,164		
WRIGHT PATTERSON TECH LIB	448	210,250	108,058	56,906	51,152	95,000	
FOREIGN TECHNOLOGY DIV TECH INTELLIGENCE LIBRARY	454	179,000	138,000	92,000	46,000	32,000	
COURT OF APPEALS SIXTH CIRCUIT CINCINNATI	072	19,936	19,936	8,237	11,699		
NASA LEWIS RESEARCH CENTER	902	277,990 E	91,630	24,825	66,805	183,260 E	
VA CENTER, DAYTON	947	40,224 E	30,738	30,738		8,336	
VA HOSPITAL, BRECKSVILLE	947	37,795 E	27,820	22,740	5,080	9,400	
VA HOSPITAL, CHILLICOTHE	947	9,029	8,749	8,749			
OKLAHOMA							
BUREAU OF MINES PETROLEUM RESEARCH CENTER	623	28,774	20,903	17,023	3,880	6,317	
ARTILLERY & MISSILE SCHOOL	237	53,888	46,810	36,350	10,460	5,961	
FEDERAL AVIATION AGENCY AERONAUTICAL CENTER, OKLAHOMA	874	111,139	83,392	61,046	22,346	23,694	
VA HOSPITAL, OKLAHOMA CITY	947	23,385	16,805	16,805		5,700	
OREGON							
ALBANY METALLURGY RES CENTER TECHNICAL ENGINEERING LIBRARY	623	29,750	26,300	8,710	17,590	1,600	
DEPT OF INTERIOR BONNEVILLE POWER ADMIN	632	49,795	39,920	33,200	6,720	875	
PACIFIC NW FOREST SERVICE FOREST & RANGE EXPERIMENT STA.	683	16,979	11,704	9,587	2,117		

BY LIBRARY, FISCAL YEAR 1965 - U.S., BY STATE, EXCLUDING WASHINGTON METROPOLITAN AREA

IN DOLLARS		PERSONNEL							NAME AND TYPE OF LIBRARY	
BINDING	OTHER EXPENDITURES	TOTAL POSITIONS	PROFESSIONAL FTE POSITIONS				NONPROFESSIONAL FTE POSITIONS			
			GS 6 - GS 9	GS 10 - GS 13	GS 14 - GS 15	GS 16 AND ABOVE	GS 5 AND BELOW	GS 6 - GS 8		GS 9 AND ABOVE
8	9	10	11	12	13	14	15	16	17	18
NEW JERSEY (continued)										
437	210	1	1					1		NAVAL AIR TURBINE TEST STA
1,500	85	3	1	1						BAYONNE NAVAL SUPPLY R & D FAC
450	200 E	7	4	3					1	NATL AVIATION FAC EXP CTR
	30 E	2	1							VA HOSPITAL LIBRARY, LYONS
		1	1							VA REGIONAL OFFICE, NEWARK
NEW MEXICO										
300	200	1	1							SANDIA BASE ARMY HOSPITAL
2,336	10,023	16	3	4			7	2		WHITE SANDS MISSILE RANGE
3,400		4	1	2			1			TECHNICAL LIBRARY
3,135	4,930	9	5	4						OFFICE OF RESEARCH ANALYSIS
10,000	17,455									HOLLOMAN AFB
										AIR FORCE SPECIAL WEAPONS CNTR
										TECHNICAL INFO & INTELL DIV
										LOS ALAMOS SCIENTIFIC LAB
NEW YORK										
	1,000	2		1			1			DEPT OF AGRICULTURE
25	75	4	2				2			PLUM ISL ANIMAL DISEASE LAB
800	250	3	3							DEPT OF COMMERCE
2,000 E	100 E	1	1							BUSINESS REFERENCE LIBRARY
3,000		7	3	1			3			PUBLIC HEALTH SERVICE
1,367	4,400 E	12	3	3			6			CHARLES FERGUSON MEDICAL LIB.
		2	1				1			ST ALBANS NAVAL HOSPITAL
800		2	2							BROOKLYN NAVAL APPLIED SCI LAB
800	900	6	4	1			1			ROME AIR DEVELOPMENT CENTER
397		4	2	1			1			LIBRARY SERVICES
		3	3							AEROSPACE RES, EUROPEAN OFFICE
1,000 E	220	2	1	1						TECH INFO OFFICE, APD NY
500 E	800 E	4	2	1			1			ATOMIC ENERGY COMMISSION, NY
										VA HOSPITAL, BRONX
										VA HOSPITAL, BUFFALO
										VA HOSPITAL, CANANDAIGUA
										VA HOSPITAL, BROOKLYN
										VA HOSPITAL, MONTROSE
NORTH CAROLINA										
500	341	2	1				1			SE FOREST SERVICE
743	250	2	1				1			FOREST EXP. STATION
750 E		1	1							NAVAL MEDICAL FIELD RESEARCH LAB
										VA HOSPITAL, DURHAM
NORTH DAKOTA										
232	40 E	1	1							VA CENTER, FARGO
OHIO										
1,110	7,418	3	2	1						R A TAFT SANITARY ENG CENTER
6,095	2,692	15	3	4			8			AIR FORCE INST OF TECHNOLOGY
3,000		3	2				1			AEROSPACE RESEARCH LABORATORIES
5,000	2,192	15	2	4			6	3		WRIGHT PATTERSON TECH LIB
1,000	8,000	26	11	5			10			FOREIGN TECHNOLOGY DIV
		1	1							TECH INTELLIGENCE LIBRARY
3,100		7	2	2			1	2		COURT OF APPEALS SIXTH CIRCUIT
600 E	500 E	4	3	1						CINCINNATI
375	200 E	4	2	1			1			NASA LEWIS RESEARCH CENTER
280		1	1							VA CENTER, DAYTON
										VA HOSPITAL, BRECKSVILLE
										VA HOSPITAL, CHILLICOTHE
OKLAHOMA										
909	645	3	1	1			1			BUREAU OF MINES
	1,117	7	5	1			1			PETROLEUM RESEARCH CENTER
4,053		11	4	3			3	1		ARTILLERY & MISSILE SCHOOL
880		2	2							FEDERAL AVIATION AGENCY
										AERONAUTICAL CENTER, OKLAHOMA
										VA HOSPITAL, OKLAHOMA CITY
OREGON										
540	1,310	3	1					2		ALBANY METALLURGY RES CENTER
500	8,500	5	3	1				1		TECHNICAL ENGINEERING LIBRARY
	5,275	1		1						DEPT OF INTERIOR
										BONNEVILLE POWER ADMIN
										PACIFIC NW FOREST SERVICE
										FOREST & RANGE EXPERIMENT STA.

TABLE 2B - OPERATING EXPENDITURES AND PERSONNEL DATA OF SPECIAL FEDERAL LIBRARIES,

(In column 2 the numerals refer to the Agency Code in Appendix 1. In columns 3-9 the letter E stands for estimated figure.)

NAME AND TYPE OF LIBRARY 1	AGENCY CODE 2	OPERATING EXPENDITURES					LIBRARY MATERIALS 7
		TOTAL OPERATING EXPENDITURES 3	SALARIES				
			TOTAL 4	PROFESSIONAL 5	NON- PROFESSIONAL 6		
PENNSYLVANIA							
BUREAU OF MINES							
PITTSBURGH RESEARCH CENTER	623	57,670	37,232	20,700	16,532	16,094	
NORTHEAST FOREST SERVICE							
FOREST EXPERIMENT STATION	683	15,031	12,764	7,837	4,927	1,437	
DEPT OF AGRICULTURE							
EASTERN UTILIZATION RES & DEV	697	35,913	21,197	15,689	5,508	12,778	
VALLEY FORGE GENERAL HOSPITAL	261	10,747	5,887		5,887	4,000	
NAVAL AIR ENGINEERING CENTER	305	43,645	34,645	8,495	26,150	8,000	
NAVAL AIR DEVELOPMENT CENTER							
TECHNICAL LIBRARY	305	70,150	55,185	28,535	26,650	14,116	
NAVAL AIR DEVELOPMENT CENTER							
AEROSPACE MEDICAL RES DEPT LIB	305	21,100 E	15,500	10,000	5,500		
PHILADELPHIA NAVAL SHIPYARD							
NAVAL BOILER & TURBINE LAB.	307						
PHILADELPHIA NAVAL SHIPYARD							
TECHNICAL LIBRARY SCOOE 2498	309	16,575	16,575	16,575			
PHILADELPHIA NAVAL HOSPITAL	313	19,580	9,880	9,880		8,200	
COURT OF APPEALS, PHILADELPHIA	072						
VA HOSPITAL, ALTOONA	947	11,212 E	7,510 E	7,510 E		3,452	
VA HOSPITAL, BUTLER	947	19,273	14,973	9,257	5,716	4,000	
VA HOSPITAL, CCATESVILLE	947	13,995	9,520	9,520		3,775	
VA HOSPITAL, PHILADELPHIA	947	21,667	17,570	17,570		3,372	
VA HOSP, PITTSBURGH-LEECH FARM RD	947	12,199	8,749	8,749		2,700	
VA HOSPITAL, PITTSBURGH-OAKLAND	947	36,619	20,919	9,830	11,089	14,100	
VA HOSPITAL, WILKES BARRE	947	20,370	16,026	16,026		4,117	
RHODE ISLAND							
NAVAL CONSTRUCTION BATTALION CEN	309	21,367	19,115	7,710	11,405	2,000	
NAVAL WAR COLLEGE	315	189,283	148,055	101,610	46,445	33,703	
SOUTH CAROLINA							
CHARLESTON NAVAL SHIPYARD	309	14,083	12,983	7,250	5,733	600	
SOUTH DAKOTA							
FT MEADE GENERAL LIBRARY	947	16,140	13,000	13,000		3,040	
TENNESSEE							
ARNOLD ENG DEVELOPMENT CENTER	448	111,494	77,725	26,925	50,800	27,067	
TVA TECHNICAL LIBRARY	914	285,900	131,000	87,000	44,000	40,000	
TVA MAP INFO & RECORDS UNIT	914	60,000	44,845	40,320	4,525	13,155	
TVA LAW LIBRARY	914	21,820	6,820		6,820	7,000	
VA HOSPITAL, MEMPHIS	947	35,650 E	29,750 E	29,750 E		4,825	
TEXAS							
BUREAU OF COMMERCIAL FISHERIES							
BIOLOGICAL LAB, GALVESTON	621	13,216	8,750	8,200	550	3,037	
STINSON LIBRARY							
MEO FIELD SERV SCHOOL	261	55,603 E	44,445	33,400	11,045	9,858	
GOODFELLOW AFB TECH LIB	448	12,955	7,819	7,819		4,366	
WILFORD HALL USAF HOSPITAL	460	28,265	15,065	9,800	5,265	11,500	
6570 PERSONNEL RESEARCH LAB							
LACKLAND AIR FORCE BASE	460	29,427	23,075	7,723	15,352	4,850	
VA CENTER, BONHAM	947	11,412	8,798	8,798		2,372	
VA HOSPITAL, DALLAS	947	26,750 E	19,200	19,200		7,050	
VA HOSPITAL, HOUSTON	947	30,175 E	26,975	26,975		8,600	
VA HOSPITAL, MARLIN	947	10,375	8,170	8,170		1,939	
VA CENTER, TEMPLE	947	31,844 E	25,094	23,430	1,664	6,050	
VA HOSPITAL, WACO	947	10,350 E	8,200 E	8,200 E		2,050	
UTAH							
INTERMOUNTAIN FOREST & RANGE							
EXPERIMENT STATION	683	8,886 E	5,454		5,454	2,751 E	
OUGWAY PROVING GROUP							
TECHNICAL LIBRARY	267	160,060	49,860	33,960	15,900	109,000	
VERMONT							
VA LIBRARY, WHITE RIVER JUNCTION	947	11,700 E	8,400	8,400		2,400 E	
VIRGINIA							
NBS CLEARINGHOUSE FOR							
FEDERAL SCIENTIFIC & TECH INFO	753	29,811	20,711	16,562	4,149	7,400	
ARMY AVIATION MATERIAL LAB	259	32,989	23,930	23,930		8,731	
ARMY COMBAT DEV COMMAND							
COMBAT SERVICE SUPPORT GROUP	269	9,530 E	7,220	7,220		1,490 E	
OAHGREN NAVAL WEAPONS LAB	305	130,603	63,678	34,554	29,124	45,000	
NORFOLK NAVAL SHIPYARD							
TECHNICAL LIBRARY SCOOE 24604	315	6,419	5,694		5,694	25	

BY LIBRARY, FISCAL YEAR 1965 - U.S., BY STATE, EXCLUDING WASHINGTON METROPOLITAN AREA

IN DOLLARS		PERSONNEL									NAME AND TYPE OF LIBRARY
BINDING	OTHER EXPENDITURES	TOTAL POSITIONS	PROFESSIONAL FTE POSITIONS				NONPROFESSIONAL FTE POSITIONS				
			GS 6 - GS 9	GS 10 - GS 13	GS 14 - GS 15	GS 16 AND ABOVE	GS 5 AND BELOW	GS 6 - GS 8	GS 9 AND ABOVE		
8	9	10	11	12	13	14	15	16	17	18	
PENNSYLVANIA											
2,654	1,690	4	1	1			2			BUREAU OF MINES	
137	693	1	1							PITTSBURGH RESEARCH CENTER	
1,375	563	3	1	1			1			NORTHEAST FOREST SERVICE	
800	60	1								FOREST EXPERIMENT STATION	
	500	6	1				4	1		DEPT OF AGRICULTURE	
684	165	8	2	1			5			EASTERN UTILIZATION RES & DEV	
600	5,000 E	2		1			1			VALLEY FORGE GENERAL HOSPITAL	
		1	1							NAVAL AIR ENGINEERING CENTER	
		2								NAVAL AIR DEVELOPMENT CENTER	
1,500		1	1				1			TECHNICAL LIBRARY	
250 E		1		1						NAVAL AIR DEVELOPMENT CENTER	
300		2								AEROSPACE MEDICAL RES DEPT LIB	
600	100	1	1				1			PHILADELPHIA NAVAL SHIPYARD	
725		2	2							NAVAL BOILER & TURBINE LAB.	
450	300	2	2							PHILADELPHIA NAVAL SHIPYARD	
1,600		2		1			1			TECHNICAL LIBRARY XCODE 2498	
134	93	2	2							PHILADELPHIA NAVAL HOSPITAL	
										COURT OF APPEALS, PHILADELPHIA	
										VA HOSPITAL, ALTOONA	
										VA HOSPITAL, BUTLER	
										VA HOSPITAL, COATESVILLE	
										VA HOSPITAL, PHILADELPHIA	
										VA HOSP, PITTSBURGH-LEECH FARM RD	
										VA HOSPITAL, PITTSBURGH-OAKLAND	
										VA HOSPITAL, WILKES BARRE	
RHODE ISLAND											
3,225	252	3	1				2			NAVAL CONSTRUCTION BATTALION CEN	
	4,300	11	6	5						NAVAL WAR COLLEGE	
SOUTH CAROLINA											
	500	1	1							CHARLESTON NAVAL SHIPYARD	
SOUTH DAKOTA											
40	60	1	1							FT MEADE GENERAL LIBRARY	
TENNESSEE											
1,984	4,718	12	3				9			ARNOLD ENG DEVELOPMENT CENTER	
3,500	111,400	30	7	4	1		10	3	5	TVA TECHNICAL LIBRARY	
	2,000	6		1			1	3	1	TVA MAP INFO & RECORDS UNIT	
	8,000	1						1		TVA LAW LIBRARY	
825	250	4	3	1						VA HOSPITAL, MEMPHIS	
TEXAS											
132	1,227	1	1							BUREAU OF COMMERCIAL FISHERIES	
1,000	300 E	7	3	1				3		BIOLOGICAL LAB, GALVESTON	
	770	1	1							STIMSON LIBRARY	
1,150	550	3		1				2		MED FIELD SERV SCHOOL	
483	1,019	1	1							GOODFELLOW AFB TECH LIB	
205	37	2	2							WILFORD HALL USAF HOSPITAL	
500 E		3	2	1						6570 PERSONNEL RESEARCH LAB	
600 E		1	1							LACKLAND AIR FORCE BASE	
266		3	3							VA CENTER, BONHAM	
400 E	300 E	3	3							VA HOSPITAL, DALLAS	
	100 E	1	1							VA HOSPITAL, HOUSTON	
										VA HOSPITAL, MARLIN	
										VA CENTER, TEMPLE	
										VA HOSPITAL, WACO	
UTAH											
375 E	306	1						1		INTERMOUNTAIN FOREST & RANGE	
1,200		7		3	1			3		EXPERIMENT STATION	
										DUGWAY PROVING GROUND	
										TECHNICAL LIBRARY	
VERMONT											
700 E	200	1	1							VA LIBRARY, WHITE RIVER JUNCTION	
VIRGINIA											
250	1,450	2						1	1	NBS CLEARINGHOUSE FOR	
	328	3	2	1						FEDERAL SCIENTIFIC & TECH INFO	
	820 E	1	1							ARMY AVIATION MATERIAL LAB	
1,500	20,425	10	3	1			5	1		ARMY COMBAT DEF COMMAND	
	700	1								COMBAT SERVICE SUPPORT GROUP	
										DAHLGREN NAVAL WEAPONS LAB	
										NORFOLK NAVAL SHIPYARD	
										TECHNICAL LIBRARY XCODE 24604	

TABLE 2B - OPERATING EXPENDITURES AND PERSONNEL DATA OF SPECIAL FEDERAL LIBRARIES,

(In column 2 the numerals refer to the Agency Code in Appendix 1. In columns 3-9 the letter E stands for estimated figure.)

NAME AND TYPE OF LIBRARY 1	AGENCY CODE 2	OPERATING EXPENDITURES				
		TOTAL OPERATING EXPENDITURES 3	SALARIES			LIBRARY MATERIALS 7
			TOTAL 4	PROFESSIONAL 5	NON- PROFESSIONAL 6	
VIRGINIA (continued)						
NORFOLK NAVY WEATHER RES LAB	317	12,025 E	8,800 E		8,800 E	2,100 E
ARMED FORCES STAFF COLLEGE	497	150,066	130,066	77,189	52,877	17,500
NASA LANGLEY RESEARCH CENTER	902	258,295	138,405	89,870	48,535	107,000
NASA, WOLLOPS ISLAND	902	20,268	7,250	7,250		12,443
VA HOSPITAL, HAMPTON	947					
VA HOSPITAL, RICHMOND	947	26,300 E	16,000	16,000		9,200
VA HOSPITAL, SALEM	947	10,404 E	8,237	8,237		2,092 E
WASHINGTON						
BUREAU OF YARDS & DOCKS						
DEPT OF NAVY, NW DIVISION	309	13,225 E	9,700 E	8,200 E	1,500	3,000
PUGET SOUND NAVAL SHIPYARD						
ENGINEERING LIBRARY CODE 245.6	309	23,146 E	14,696 E	7,696	7,000 E	8,000
BREMERTON NAVAL HOSPITAL	313	18,615 E	9,200 E	9,200 E		1,000 E
9TH CIRCUIT COURT OF APPEALS						
SEATTLE	072	6,303	6,278		6,278	
VA HOSPITAL, SEATTLE	947	10,711	8,663	8,663		1,371
VA HOSPITAL, VANCOUVER	947	12,588	8,499	7,673	826	3,413
VA HOSPITAL, WALLA WALLA	947	14,880	11,880	6,080	5,800	2,500
VA HOSPITAL, AMERICAN LAKE	947	20,952	15,972	15,972		4,580
WEST VIRGINIA						
BUREAU OF MINES						
MORGANTOWN RESEARCH CENTER	623	15,999	8,729	7,220	1,509	5,524
VA HOSPITAL, CLARKSBURG	947	11,626	7,781	7,781		3,365
VA HOSPITAL, HUNTINGTON	947	10,373 E	8,693	8,693		1,580
VA CENTER, MARTINSBURG	947	22,174	14,654	12,404	2,250	6,920
WISCONSIN						
FOREST PRODUCTS LAB, MADISON	683	59,439	46,201	25,672	20,529	11,364
VA HOSPITAL, MADISON	947	13,820	8,500	8,500		4,600
VA HOSPITAL, TOMAH	947	11,117 E	9,584	9,584		1,383 E
VA CENTER, WOOD	947	17,343	12,043	10,700	1,343	4,750
WYOMING						
LARAMIE PETROLEUM RES CENTER	623	9,929	6,269	6,269		
ALASKA						
BUREAU OF COMMERCIAL FISHERIES						
AUKE BAY	621	17,229	11,329	5,167	6,162	5,000
HAWAII & PANAMA CANAL ZONE						
BUREAU OF COMMERCIAL FISHERIES						
HONOLULU	621	12,139	8,873	8,548	325	2,812
NAVAL AMMUNITION DEPOT						
QUALITY EVALUATION LAB, OAHU	305	22,221	21,221	15,644	5,577	
PEARL HARBOR NAVAL SHIPYARD						
SHIPYARD TECHNICAL LIBRARY	309	23,966 E	23,966 E	8,241 E	15,725 E	
CANAL ZONE LIBRARY MUSEUM	905	210,216 E	167,344	68,304	99,040	35,000

BY LIBRARY, FISCAL YEAR 1965 - U.S., BY STATE, EXCLUDING WASHINGTON METROPOLITAN AREA

IN DOLLARS		PERSONNEL									NAME AND TYPE OF LIBRARY 18
BINDING 8	OTHER EXPENDITURES 9	TOTAL POSITIONS 10	PROFESSIONAL FTE POSITIONS				NONPROFESSIONAL FTE POSITIONS				
			GS 6 - GS 9 11	GS 10 - GS 13 12	GS 14 - GS 15 13	GS 16 AND ABOV. 14	GS 5 AND BELOW 15	GS 6 - GS 8 16	GS 9 AND ABOVE 17		
VIRGINIA (continued)											
425	700 E	1	1								NORFOLK NAVY WEATHER RES LAB
1,000	1,500	20	5	4				11			ARMED FORCES STAFF COLLEGE
4,000	8,890	23	7	4				6	6		NASA LANGLEY RESEARCH CENTER
	575	1	1								NASA, WALLOPS ISLAND
		2	2								VA HOSPITAL, HAMPTON
1,000 E	100 E	2	2								VA HOSPITAL, RICHMOND
75 E		1	1								VA HOSPITAL SALEM
WASHINGTON											
285	240	1	1								BUREAU OF YARDS & DOCKS
300	150	2	1					1			DEPT OF NAVY, NW DIVISION
8,400 E	15 E	1	1								PUGET SOUND NAVAL SHIPYARD
	25	1								1	ENGINEERING LIBRARY CODE 245.6
	101	1	1								BREMERTON NAVAL HOSPITAL
576	68	1						1			9TH CIRCUIT COURT OF APPEALS
608	200	2	1					1			SEATTLE
300	150	2	2								VA HOSPITAL SEATTLE
250	150	2	2								VA HOSPITAL, VANCOUVER
											VA HOSPITAL, WALLA WALLA
											VA HOSPITAL, AMERICAN LAKE
WEST VIRGINIA											
1,090	656	1	1								BUREAU OF MINES
300	180	1	1								MORGANTOWN RESEARCH CENTER
	100 E	1	1								VA HOSPITAL, CLARKSBURG
600		3	3								VA HOSPITAL, HUNTINGTON
											VA CENTER, MARTINSBURG
WISCONSIN											
624	1,250	7	2	1				4			FOREST PRODUCTS LAB, MADISON
600	120	1	1								VA HOSPITAL, MADISON
150		1	1								VA HOSPITAL, TOMAH
400	150	1	1								VA CENTER, WOOD
WYOMING											
468	3,192	1	1								LARAMIE PETROLEUM RES CENTER
ALASKA											
400	500	2		1				1			BUREAU OF COMMERCIAL FISHERIES
											AUKE BAY
HAWAII & PANAMA CANAL ZONE											
200	254	1	1								BUREAU OF COMMERCIAL FISHERIES
	1,000	2	1	1							HONOLULU
		3	1					2			NAVAL AMMUNITION DEPOT
1,000 E	6,872		5	1				3	1		QUALITY EVALUATION LAB, OAHU
											PEARL HARBOR NAVAL SHIPYARD
											SHIPYARD TECHNICAL LIBRARY
											CANAL ZONE LIBRARY MUSEUM

TABLE 3A - SELECTED DATA ON EQUIPMENT AND ACTIVITIES OF SPECIAL FEDERAL

(In column 2, the numerals refer to the agency code in Appendix 1. In columns 3-6 the numeral 1 indicates available in library, the letter N indicates activity not performed.) (For footnotes, see page 73 .)

NAME AND TYPE OF LIBRARY 1	AGENCY CODE 2	EQUIPMENT USED IN LIBRARIES					LIBRARY			
		MICRO-PRINT READING 3	DUPLI-CATING 4	OFFICE COPYING AND MISCELLANEOUS 5	DATA PROC. AND/OR INFO. STORAGE & RETRIEVAL 6	CAT. AND CLAS. OF COLLEC-TION 7	ROUT-ING OF NEW JOUR-NALS 8	CIRCULA-TION OF LIBRARY MATE-RIALS 9	REFERENCE AND IN-FORMATION SERVICE 10	INTER-LIBRARY LOAN 11
NATIONAL LIBRARIES										
LIBRARY OF CONGRESS <u>1/</u>	063	1		1		Y	N	Y	Y	Y
NATL AGRICULTURAL LIBRARY <u>2/</u>	675	1	1	1	1	Y	Y	Y	Y	Y
NATL LIBRARY OF MEDICINE <u>3/</u>	810	1	1	1	1	Y	Y	N	Y	Y
CIVILIAN LIBRARIES										
DEPT OF STATE <u>4/</u>	107	1	1	1		Y	Y	Y	Y	Y
TREASURY DEPT	149	1	2	2		Y	Y	Y	Y	Y
INTERNAL REVENUE SERVICE	164					Y	Y	Y	Y	Y
DEPT OF JUSTICE MAIN LIBRARY	530					Y	N	Y	Y	Y
DEPT OF JUSTICE CIVIL DIVISION LIBRARY <u>5/</u>	537					N	Y	Y	Y	Y
BUREAU OF PRISONS	546		2	2		Y	Y	Y	Y	Y
POST OFFICE DEPT	563	1	2	1		Y	Y	Y	Y	Y
DEPT OF INTERIOR	594					Y	Y	Y	Y	Y
OFFICE OF GEOGRAPHY	610	1	2	2		Y	Y	Y	Y	Y
BUREAU OF MINES RESEARCH CENTER LIBRARY	623	1	2	2	2	Y	Y	Y	Y	Y
GEOLOGICAL SURVEY <u>6/</u>	624			1		Y	Y	Y	Y	Y
DEPT OF COMMERCE	732					Y	Y	Y	Y	Y
BUREAU OF THE CENSUS	743	1	2	2	2	Y	Y	Y	Y	Y
COAST & GEODETIC SURVEY						Y	Y	Y	Y	Y
ESSA, DEPT OF COMMERCE <u>7/</u>	744	2		1		Y	Y	Y	Y	Y
MARITIME ADMINISTRATION	749		2	2		Y	Y	Y	Y	Y
PATENT OFFICE SCIENTIFIC LIBRARY <u>8/</u>	750					Y	Y	Y	Y	Y
PATENT OFFICE RESEARCH & DEVELOPMENT LIBRARY	750					Y	Y	Y	Y	Y
BUREAU OF PUBLIC ROADS <u>9/</u>	751			2	2	Y	Y	Y	Y	Y
NATL BUREAU OF STANDARDS	753	1	1	2		Y	Y	Y	Y	Y
WEATHER BUREAU LIBRARY						Y	Y	Y	Y	Y
ENVIRONMENTAL SCI SERVICE ADMIN	755	1	2	1		Y	Y	Y	Y	Y
DEPT OF LABOR <u>10/</u>	767	1		1		Y	Y	Y	Y	Y
DEPT OF LABOR LAW LIBRARY						Y	Y	Y	Y	Y
OFFICE OF SOLICITOR	787		2			Y	N	N	Y	N
DEPT OF HEALTH, ED, & WELFARE <u>11/</u>	802	1	2	1		Y	Y	Y	Y	Y
PUBLIC HEALTH SERVICE DIVISION OF CHRONIC DISEASES	805		2			Y	N	Y	Y	Y
PUBLIC HEALTH SERVICE RADIOLOGICAL HEALTH LAB LIBRARY	805					Y	Y	Y	Y	Y
FREEDMEN'S HOSPITAL						Y	Y	Y	Y	Y
SCHOOL OF NURSING	807					Y	Y	Y	Y	Y
NATL INSTITUTE OF HEALTH	809	1	2	1		Y	N	Y	Y	Y
NATL INS OF MENTAL HEALTH						Y	Y	Y	Y	Y
RESEARCH GRANTS BRANCH	809	2	2	2		Y	Y	Y	Y	Y
FEDERAL HOUSING ADMINISTRATION	855					Y	Y	Y	Y	Y
DEFENSE LIBRARIES										
GEORGE WASHINGTON UNIVERSITY HUMAN RESOURCES OFFICE	188					Y	Y	Y	Y	Y
SPECIAL PROJECIS OFFICE TECHNICAL LIBRARY	188			1		Y	Y	Y	Y	Y
WEAPONS SYSTEMS EVALUATION GRP						Y	Y	Y	Y	Y
UNCLASSIFIED DOCUMENT LIBRARY	188					Y	Y	Y	Y	Y
MILITARY ASSISTANCE INSTITUTE	218		2	2		Y	Y	Y	Y	Y
COURT OF MILITARY APPEALS	224					Y	Y	Y	Y	Y
ARMY										
DEPT OF DEFENSE, ARMY MAP SERV GEODETIC LIBRARY	237	1	2	1		Y	Y	Y	Y	Y
ADJUTANT GENERAL'S OFFICE ARMY LIBRARY	261					Y	Y	Y	Y	Y
ARMY CHIEF OF ENGINEERS	261	1	1	1		Y	Y	Y	Y	Y
WALTER REED ARMY INST OF RES	261	1	2	2	2	Y	Y	Y	Y	Y
WALTER REED GENERAL HOSPITAL	261		2	2		Y	Y	Y	Y	Y
NAVY										
NAVY DEPARTMENT <u>12/</u>	287	1	1	1		Y	Y	Y	Y	Y
NAUTICAL CHART LIBRARY	295					Y	Y	Y	Y	Y
NAVAL OBSERVATORY	295		2			Y	N	Y	Y	Y
NAVAL OCEANOGRAPHIC OFFICE LIBRARY CODE 1640	295					Y	Y	Y	Y	Y
NAVAL EXPL ORD DISPOSAL FACILITY TECHNICAL LIBRARY	303					Y	Y	Y	Y	Y
NAVAL PROPELLANT PLANT TECHNICAL LIBRARY	303					Y	Y	Y	Y	Y
BUREAU OF NAVAL WEAPONS <u>13/</u>	305					Y	Y	Y	Y	Y
TECHNICAL LIBRARY	305					Y	Y	Y	Y	Y

LIBRARIES, BY LIBRARY, FISCAL YEAR 1965 - WASHINGTON METROPOLITAN AREA
the numeral 2 indicates available through central facility. In columns 7-21 the letter Y indicates activity performed,

ACTIVITIES											NAME AND TYPE OF LIBRARY
PREPARA- TION OF ACQUI- SITION LISTS	COMPI- LATION OF BIBLIOG- RAPHIES	PREPARA- TION OF AB- STRACTS	PREPARA- TION OF TRANSLA- TIONS	G. P. O. DEPOS- ITORY	DOCU- MENTS DEPOS. FOR OTHER AGEN- CIES	DOCUMENTS DEPOS. FOR OTHER REPORT SERIES	OTHER SER- VICES	GENERAL READING COLLEC- TION	REGULAR PUBLICA- TION		
12	13	14	15	16	17	18	19	20	21	22	
NATIONAL LIBRARIES											
N	Y	Y	Y	Y	Y	Y	Y	Y	Y	Y	LIBRARY OF CONGRESS
N	Y	Y	Y	Y	Y	Y	Y	Y	Y	Y	NATL AGRICULTURAL LIBRARY
Y	Y	N	N	N	Y	N	Y	N	Y	Y	NATL LIBRARY OF MEDICINE
CIVILIAN LIBRARIES											
Y	Y	N	N	Y	N	N	Y	N	Y	Y	DEPT OF STATE
Y	Y	N	N	Y	N	N		N	Y	Y	TREASURY DEPT
Y	Y	Y	N	N	N	N		N	Y	Y	INTERNAL REVENUE SERVICE
Y	Y	N	N	Y	N	N		Y	Y	Y	DEPT OF JUSTICE
N	Y	N	N	N	N	N	Y	N	N	N	MAIN LIBRARY
Y	Y	Y	N	N	N	N		N	Y	Y	DEPT OF JUSTICE
Y	Y	N	N	N	N	N		N	Y	N	CIVIL DIVISION LIBRARY
Y	Y	Y	N	Y	Y	N		N	Y	N	BUREAU OF PRISONS
Y	Y	N	Y	Y	Y	Y	Y	N	N	Y	POST OFFICE DEPT
Y	Y	N	N	N	N	N	N	N	N	N	DEPT OF INTERIOR
Y	Y	N	N	N	N	N		N	N	N	OFFICE OF GEOGRAPHY
Y	Y	N	N	N	N	N		N	N	N	BUREAU OF MINES
Y	Y	N	N	N	N	Y		N	N	N	RESEARCH CENTER LIBRARY
Y	Y	N	Y	Y	Y	Y	N	N	N	N	GEOLOGICAL SURVEY
Y	Y	N	Y	Y	Y	Y		Y	Y	Y	DEPT OF COMMERCE
Y	Y	N	N	N	N	N	N	N	N	Y	BUREAU OF THE CENSUS
Y	Y	N	Y	N	N	N		N	Y	Y	COAST & GEODETIC SURVEY
Y	Y	N	Y	N	N	N		N	Y	N	ESSA, DEPT OF COMMERCE
Y	Y	Y	N	N	N	N	N	Y	N	N	MARITIME ADMINISTRATION
Y	Y	Y	Y	N	N	N	Y	N	N	N	PATENT OFFICE
Y	Y	N	N	N	N	N		N	N	N	SCIENTIFIC LIBRARY
Y	Y	Y	N	N	Y	Y	Y	N	N	N	PATENT OFFICE
Y	Y	N	Y	N	N	N	Y	N	N	N	RESEARCH & DEVELOPMENT LIBRARY
Y	Y	Y	Y	N	N	N	Y	N	N	Y	BUREAU OF PUBLIC ROADS
Y	Y	N	Y	N	Y	Y	Y	N	N	Y	NATL BUREAU OF STANDARDS
Y	Y	N	Y	N	N	N	Y	N	N	Y	WEATHER BUREAU LIBRARY
Y	Y	N	N	N	N	N	Y	N	Y	Y	ENVIRONMENTAL SCI SERVICE ADMIN
Y	Y	N	N	N	N	N		N	N	Y	DEPT OF LABOR
Y	Y	N	N	N	N	N	Y	N	N	Y	DEPT OF LABOR LAW LIBRARY
N	N	N	N	N	N	N		N	N	Y	OFFICE OF SOLICITOR
Y	Y	Y	N	Y	N	N		N	N	Y	DEPT OF HEALTH, ED, & WELFARE
Y	Y	Y	N	N	N	N	N	N	N	N	PUBLIC HEALTH SERVICE
Y	Y	Y	N	N	N	N	N	N	N	N	DIVISION OF CHRONIC DISEASES
Y	Y	N	N	N	N	N	Y	N	N	Y	PUBLIC HEALTH SERVICE
Y	Y	N	N	N	N	N		N	N	Y	RADIOLOGICAL HEALTH LAB LIBRARY
Y	Y	Y	Y	N	N	N		Y	N	Y	FREEDOM'S HOSPITAL
Y	Y	N	Y	N	N	N		N	N	Y	SCHOOL OF NURSING
Y	Y	N	Y	N	N	N		N	N	Y	NATL INSTITUTE OF HEALTH
Y	Y	N	Y	N	N	N		N	N	Y	NATL INS OF MENTAL HEALTH
Y	Y	N	N	N	N	N	Y	N	N	Y	RESEARCH GRANTS BRANCH
Y	Y	N	N	N	N	N	Y	N	Y	Y	FEDERAL HOUSING ADMINISTRATION
DEFENSE LIBRARIES											
Y	Y	N	N	N	N	N	N	N	N	Y	GEORGE WASHINGTON UNIVERSITY
Y	Y	N	N	N	N	N	N	N	N	Y	HUMAN RESOURCES OFFICE
Y	Y	N	N	N	N	N	N	N	N	Y	SPECIAL PROJECTS OFFICE
Y	Y	N	N	N	N	N	N	N	N	N	TECHNICAL LIBRARY
Y	Y	N	N	N	N	N	N	N	N	N	WEAPONS SYSTEMS EVALUATION GRP
Y	Y	N	Y	Y	Y	N	Y	Y	Y	N	UNCLASSIFIED DOCUMENT LIBRARY
Y	Y	N	Y	N	N	N	Y	N	N	Y	MILITARY ASSISTANCE INSTITUTE
Y	Y	N	Y	N	N	N	Y	N	Y	Y	COURT OF MILITARY APPEALS
ARMY											
Y	Y	Y	Y	N	N	N	Y	N	Y	Y	DEPT OF DEFENSE, ARMY MAP SERV
Y	Y	Y	Y	N	N	N	Y	N	Y	Y	GEODETIC LIBRARY
Y	Y	N	N	N	N	N	N	N	N	Y	ADJUTANT GENERAL'S OFFICE
Y	Y	N	N	N	N	N	N	N	N	N	ARMY LIBRARY
Y	Y	N	N	N	N	N	N	N	N	N	ARMY CHIEF OF ENGINEERS
Y	Y	N	N	N	N	N	N	N	N	Y	WALTER REED ARMY INST OF RES
Y	Y	N	N	N	N	N	N	N	Y	N	WALTER REED GENERAL HOSPITAL
NAVY											
Y	Y	Y	N	Y	N	N	N	N	N	N	NAVY DEPARTMENT
Y	Y	N	N	N	N	N	N	N	N	N	NAUTICAL CHART LIBRARY
Y	Y	N	N	N	N	N	N	N	N	N	NAVAL OBSERVATORY
Y	Y	Y	Y	N	N	N	N	N	N	Y	NAVAL OCEANOGRAPHIC OFFICE
Y	Y	N	N	N	N	N	N	N	N	Y	LIBRARY CODE 1640
Y	Y	N	N	N	N	N	Y	N	N	Y	NAVAL EXPL ORD DISPOSAL FACILITY
Y	Y	N	N	N	N	N	Y	N	N	Y	TECHNICAL LIBRARY
Y	Y	N	N	N	N	N	N	N	N	Y	NAVAL PROPELLANT PLANT
Y	Y	N	N	N	N	N	N	N	N	Y	TECHNICAL LIBRARY
Y	Y	N	N	N	N	N	Y	Y	Y	Y	BUREAU OF NAVAL WEAPONS
Y	Y	N	N	N	N	N	Y	Y	Y	Y	TECHNICAL LIBRARY

TABLE 3A - SELECTED DATA ON EQUIPMENT AND ACTIVITIES OF SPECIAL FEDERAL
(In column 2, the numerals refer to the agency code in Appendix 1. In columns 3-6 the numeral 1 indicates available in library, the letter N indicates activity not performed.) (For footnotes, see page 73 .)

NAME AND TYPE OF LIBRARY 1	AGENCY CODE 2	EQUIPMENT USED IN LIBRARIES				LIBRARY				
		MICRO-PRINT READING 3	DUPLI-CATING 4	OFFICE COPYING AND MISCELLANEOUS 5	DATA PROC. AND/OR INFO. STORAGE & RETRIEVAL 6	CAT. AND CLAS. OF COLLEC-TION 7	ROUT-ING OF NEW JOUR-NALS 8	CIRCULA-TION OF LIBRARY MATE-RIALS 9	REFERE-NCES AND IN-FORMATION SERVICE 10	INTER-LIBRARY LOAN 11
NAVY (continued)										
NAVAL SHIP SYSTEMS COMMAND 14/ TECHNICAL LIBRARY SHIPS-2021a	307					Y	Y	Y	Y	Y
DAVID TAYLOR MODEL BASIN CENTRAL LIBRARY	307	1	2	1	2	Y	Y	Y	Y	Y
BUREAU OF YARDS & DOCKS TECHNICAL LIBRARY	309					Y	Y	Y	Y	Y
NAVY BUREAU OF SUPPLIES & ACCTS EDWARD RHODES STITT LIBRARY	311					Y	N	Y	Y	Y
NAVAL MEDICAL SCHOOL	313					Y	Y	Y	Y	Y
NAVAL MEDICAL RESEARCH INST TECHNICAL REFERENCE LIBRARY	313					Y	Y	Y	Y	Y
BUREAU OF NAVAL PERSONNEL TECHNICAL LIBRARY	315					Y	Y	Y	Y	Y
NAVAL PERSONNEL PROGRAM SUPPORT PERSONNEL RESEARCH LAB TECH LIB	315					Y	Y	Y	Y	Y
NAVAL PERSONNEL PROGRAM SUPPORT TRAINING PUBLICATIONS DIVISION	315		2	2		Y	Y	Y	Y	Y
NAVAL RESEARCH LAB TECHNICAL LIBRARY	317			1	1	Y	N	Y	Y	Y
OFFICE OF THE NAVY JUDGE ADVOCATE GENERAL LIBRARY 15/	322					Y	Y	Y	Y	Y
AIR FORCE										
AIR FORCE OFFICE OF SCIENTIFIC RESEARCH	444					Y	N	Y	Y	Y
AIR FORCE SYSTEMS COMMAND HEADQUARTERS LIBRARY	454	1	2	2	2	Y	Y	Y	Y	Y
COD AGENCIES										
DEFENSE ATOMIC SUPPORT AGENCY TECHNICAL LIBRARY	481	1	1	1		Y	Y	Y	Y	Y
DEFENSE INTELLIGENCE AGENCY INTELLIGENCE LIBRARY	487					Y	Y	Y	Y	Y
NAVAL DEFENSE INTELLIGENCE SCH NAVAL STA ANACOSTIA ANNEX	487	1	2	2		Y	Y	Y	Y	Y
DEFENSE DOCUMENTATION CENTER TECHNICAL REFERENCE LIBRARY	489					Y	Y	Y	Y	Y
DEF SUPPLY AGENCY, CAMERON STA	489	1	2	1	2	Y	Y	Y	Y	Y
OTHER AGENCIES										
GENERAL ACCOUNTING OFFICE LAW LIBRARY	061		2	1		Y	Y	Y	Y	Y
SUPREME COURT	071	1				Y	N	Y	Y	Y
BUREAU OF THE BUDGET 16/ ATOMIC ENERGY COMMISSION	093	1	1	2		Y	Y	Y	Y	Y
ATOMIC ENERGY COMMISSION LAW LIBRARY	862					Y	Y	Y	Y	Y
CIVIL AERONAUTICS BOARD	862					Y	Y	Y	Y	Y
EXPORT-IMPORT BANK OF WASH	864				2	Y	Y	Y	Y	Y
FEDERAL AVIATION AGENCY	867					Y	Y	Y	Y	Y
FEDERAL AVIATION AGENCY	874	1	1	2	1	Y	Y	Y	Y	Y
FEDERAL COMMUNICATIONS COMM	875					Y	Y	Y	Y	Y
FEDERAL DEPOSIT INS CORP	876		2			N	Y	Y	Y	Y
FEDERAL HOME LOAN BANK BOARD LAW LIBRARY	877			1		Y	Y	Y	Y	Y
FEDERAL HOME LOAN BANK BOARD OFFICE OF RESEARCH & HOME FIN	877		2	2		Y	Y	Y	Y	Y
FEDERAL RESERVE SYSTEM RESEARCH LIBRARY	884	2	2	2	2	Y	Y	Y	Y	Y
FEDERAL TRADE COMMISSION 17/ GENERAL SERVICES ADMINISTRATION 18/	888					Y	Y	Y	Y	Y
CENTRAL OFFICE LIBRARY	889					Y	Y	Y	Y	Y
INTERSTATE COMMERCE COMMISSION	901		2	2		Y	Y	Y	Y	Y
NATL AERONAUTICS & SPACE AGENCY HEADQUARTERS, TECHNICAL LIB	902	1	1	1	2	Y	Y	Y	Y	Y
GOODARD SPACE FLIGHT CENTER	902	1	1		2	Y	Y	Y	Y	Y
NATL LABOR RELATIONS BOARD 19/	903					Y	Y	Y	Y	Y
NATL SCIENCE FOUNDATION	904		2	2	2	Y	Y	Y	Y	Y
RAILROAD RETIREMENT BOARD	906		2	1		Y	Y	Y	Y	Y
SELECTIVE SERVICE SYSTEM NATIONAL HEADQUARTERS	908	2	2	2	2	Y	Y	Y	Y	Y
SMALL BUSINESS ADMINISTRATION REFERENCE LIBRARY	909					Y	Y	Y	Y	Y
SMITHSONIAN INSTITUTION	910	1	1	1	1	Y	Y	Y	Y	Y
FREER GALLERY OF ART	910					Y	N	Y	Y	Y
NATL GALLERY OF ART	910	2	1	2		Y	Y	Y	Y	Y
TAX COURT OF THE US 20/	913		2	2		Y	N	Y	Y	Y
CIVIL SERVICE COMMISSION	916					Y	Y	Y	Y	Y
US INFORMATION AGENCY	926	1	2	2		Y	Y	Y	Y	Y
VA HOSPITAL, WASHINGTON DC	928		2			N	Y	Y	Y	Y
VETERANS ADMINISTRATION LAW LIBRARY	928		2	2		Y	Y	Y	Y	Y
VETERANS ADMINISTRATION MED & GEN REFERENCE LIBRARY	.28	2	2	2	2	N	N	Y	Y	Y

LIBRARIES, BY LIBRARY, FISCAL YEAR 1965 - WASHINGTON METROPOLITAN AREA
the numeral 2 indicates available through central facility. In columns 7-21 the letter Y indicates activity performed.

ACTIVITIES										NAME AND TYPE OF LIBRARY
PREPARA- TION OF ACQUI- SITION LISTS 12	COMPILA- TION OF BIBLIOG- RAPHIES 13	PREPARA- TION OF AB- STRACTS 14	PREPARA- TION OF TRANSLA- TIONS 15	G.P.O. DEPOS- ITORY 16	DOCU- MENTS DEPOS. FOR OTHER AGEN- CIES 17	DOCUMENTS DEPOS. FOR OTHER REPORT SERIES 18	OTHER SER- VICES 19	GENERAL READING COLLEC- TION 20	REGULAR PUBLICA- TION 21	
NAVY (continued)										
Y	Y	Y	Y	N	N	Y	Y	N	Y	NAVAL SHIP SYSTEMS COMMAND TECHNICAL LIBRARY #SHIPS-20210
Y	Y	N	N	N	N	N	Y	N	Y	DAVID TAYLOR MODEL BASIN CENTRAL LIBRARY
Y	Y	N	N	N	N	N	N	N	N	BUREAU OF YARDS & DOCKS TECHNICAL LIBRARY
Y	Y	N	N	N	N	N	Y	N	Y	NAVY BUREAU OF SUPPLIES & ACCTS EDWARD RHODES STITT LIBRARY
Y	Y	Y	Y	N	N	N	Y	N	Y	NAVAL MEDICAL SCHOOL NAVAL MEDICAL RESEARCH INST
Y	Y	N	N	N	N	N		N	N	TECHNICAL REFERENCE LIBRARY
Y	Y			N	N	N	Y	N	Y	BUREAU OF NAVAL PERSONNEL TECHNICAL LIBRARY
N	N	N	N	N	N	N	Y	N	N	NAVAL PERSONEL PROGRAM SUPPORT PERSONNEL RESEARCH LAB TECH LIB
Y	Y	Y	N	N	N	N	Y	N	N	NAVAL PERSONNEL PROGRAM SUPPORT TRAINING PUBLICATIONS DIVISION
Y	Y	N	Y	N	N	N	Y	N	Y	NAVAL RESEARCH LAB TECHNICAL LIBRARY
Y	Y	N	N	Y	N		Y	N	Y	OFFICE OF THE NAVY JUDGE ADVOCATE GENERAL LIBRARY
AIR FORCE										
N	Y	N	N	N	N	Y	Y	N	N	AIR FORCE OFFICE OF SCIENTIFIC RESEARCH AIR FORCE SYSTEMS COMMAND HEADQUARTERS LIBRARY
DOD AGENCIES										
Y	Y	Y	N	N	N	Y	N	N	Y	DEFENSE ATOMIC SUPPORT AGENCY TECHNICAL LIBRARY
Y	Y	N	Y	N	N	Y	N	N	N	DEFENSE INTELLIGENCE AGENCY INTELLIGENCE LIBRARY
Y	Y	Y	N	N	Y	Y	Y	N	Y	NAVAL DEFENSE INTELLIGENCE SCH NAVAL STA ANACOSTIA ANNEX
Y	N	N	N	N	N	N		N	N	DEFENSE DOCUMENTATION CENTER TECHNICAL REFERENCE LIBRARY
Y	Y	N	N	N	N	N		N	N	DEF SUPPLY AGENCY, CAMERON STA
OTHER AGENCIES										
Y	Y	N	N	N	N	N	N	N	N	GENERAL ACCOUNTING OFFICE LAW LIBRARY
Y	Y	Y	Y	N	N	N	N	N	Y	SUPREME COURT
Y	Y	N	N	Y	N	N	Y	N	N	BUREAU OF THE BUDGET
Y	Y	N	N	Y	Y	N		N	N	ATOMIC ENERGY COMMISSION ATOMIC ENERGY COMMISSION
Y	Y	N	N	N	N	N	N	N	N	LAW LIBRARY
Y	Y	Y	N	N	N	N	N	N	N	CIVIL AERONAUTICS BOARD
N	Y	Y	N	N	N	N	N	N	N	EXPORT-IMPORT BANK OF WASH
Y	Y	N	N	N	N	N	Y	N	Y	FEDERAL AVIATION AGENCY
Y	Y	N	N	N	N	N		N	N	FEDERAL COMMUNICATIONS COMM FEDERAL DEPOSIT INS CORP
Y	N	N	N	N	N	N	N	N	N	FEDERAL HOME LOAN BANK BOARD LAW LIBRARY
Y	Y	N	N	N	N	N		N	N	FEDERAL HOME LOAN BANK BOARD OFFICE OF RESEARCH & HOME FIN
Y	Y	N	N	N	N	N	N	N	Y	FEDERAL RESERVE SYSTEM RESEARCH LIBRARY
Y	Y			N	N	N	Y	N	Y	FEDERAL TRADE COMMISSION GENERAL SERVICES ADMINISTRATION
Y	Y	Y	N	N	N	N	N	N	Y	CENTRAL OFFICE LIBRARY
Y	Y	N	N	N	N	N		N	Y	INTERSTATE COMMERCE COMMISSION
Y	Y	N	N	N	N	N		N	Y	NATL AERONAUTICS & SPACE AGENCY HEADQUARTERS, TECHNICAL LIB
Y	Y	N	Y	N	N	N	Y	N	Y	GOODARD SPACE FLIGHT CENTER
Y	Y	N	N	N	N	N	Y	N	Y	NATL LABOR RELATIONS BOARD
Y	Y	N	N	N	N	N	Y	Y	Y	NATL SCIENCE FOUNDATION
Y	Y	N	N	N	N	N	Y	N	Y	RAILROAD RETIREMENT BOARD
Y	Y	Y	Y	N	N	N	Y	N	Y	SELECTIVE SERVICE SYSTEM NATIONAL HEADQUARTERS
Y	Y	Y	Y	N	N	N	Y	N	Y	SMALL BUSINESS ADMINISTRATION REFERENCE LIBRARY
Y	Y	N	N	N	N	N	N	N	Y	SMITHSONIAN INSTITUTION
Y	Y	N	N	N	N	N	N	N	N	FREER GALLERY OF ART
Y	Y	N	N	N	N	N	N	N	N	NATL GALLERY OF ART
N	Y	N	Y	N	N	N	Y	N	Y	TAX COURT OF THE US
Y	Y	N	Y	N	N	N		N	Y	CIVIL SERVICE COMMISSION
Y	Y	N	N	N	N	N	Y	N	Y	US INFORMATION AGENCY
N	Y	N	N	N	N	N		N	Y	VA HOSPITAL, WASHINGTON DC
Y				N	N	N		N	N	VETERANS ADMINISTRATION LAW LIBRARY
Y	Y	N	N	N	N	N	N	Y	Y	VETERANS ADMINISTRATION MED & GEN REFERENCE LIBRARY

TABLE 3B - SELECTED DATA ON EQUIPMENT AND ACTIVITIES OF SPECIAL FEDERAL LIBRARIES,

(In column 2, the numerals refer to the agency code in Appendix 1. In columns 3-6 the numeral 1 indicates available in library,

NAME AND TYPE OF LIBRARY 1	AGENCY CODE 2	EQUIPMENT USED IN LIBRARIES				LIBRARY				
		MICRO-PRINT READING 3	DUPLI-CATING 4	OFFICE COPYING AND MISCEL-LANEOUS 5	DATA PROC. AND/OR INFO. STORAGE & RETRIEVAL 6	CAT. AND CLAS. OF COLLEC-TION 7	ROUT-ING OF NEW JOUR-NALS 8	CIRCULA-TION OF LIBRARY MATE-RIALS 9	REFERENCE AND IN-FORMATION SERVICE 10	INTER-LIBRARY LOAN 11
ALABAMA										
TUSCALOOSA METALLURGY RES LAB	623	1	1	1		Y	Y	Y	Y	Y
MISSILE & MUNITIONS CENTER SCH										
TECHNICAL LIBRARY	237	2	2			Y	Y	Y	Y	Y
NOBLE ARMY HOSPITAL	261		2	1		Y	Y	Y	Y	Y
REDSTONE SCIENTIFIC INFO CENTER	267	1	1	1	1	Y	Y	Y	Y	Y
MAXWELL AIR FORCE HOSPITAL	448					Y	N	Y	Y	Y
VA HOSPITAL, BIRMINGHAM	947		2	2		N	Y	Y	Y	Y
VA HOSPITAL, TUSCALOOSA	947									
VA HOSPITAL, TUSKEGEE	947		2	2		N	N	Y	Y	Y
ARIZONA										
NATL PARK SERVICE										
SOUTHWEST ARCHEOL CENTER 1/	621	1		1		Y	Y	Y	Y	Y
VA HOSPITAL, TUCSON	947		2			N	N	Y	Y	Y
ARKANSAS										
VA HOSPITAL, LITTLE ROCK	947		2	2	2	N	Y	Y	Y	Y
CALIFORNIA										
PACIFIC SW FOREST SERVICE										
FOREST & RANGE EXPERIMENT STA	683	1	2	1	2	Y	Y	Y	Y	Y
AGRICULTURAL RESEARCH SERVICE										
WESTERN REG RESEARCH LAB	697		2	2		Y	Y	Y	Y	Y
PUBLIC HEALTH SERVICE										
HOSPITAL, SAN FRANCISCO	805		2	2		Y	Y	Y	Y	Y
FLEET COMPUTER PROGRAM CENTER										
PACIFIC TECHNICAL LIBRARY	303			2		Y	Y	Y	Y	Y
NAVAL ORD TEST STATION, CHINA LK	305	1		1	2	Y	Y	Y	Y	Y
NAVAL ORDNANCE LAB, CORONA	305					Y	N	Y	Y	Y
PASADENA NAVAL ORDNANCE TEST STA	305	1	2	2	2	Y	Y	Y	Y	Y
PT MUGU NAVAL MISSILE CENTER	305					Y	Y	Y	Y	Y
NAVY ELECTRONICS LAB, SAN DIEGO	305	1	2	1	2	Y	N	Y	Y	Y
NAVAL RADIOLOGICAL DEFENSE LAB	305	1	2	2		Y	Y	Y	Y	Y
NAVAL CIVIL ENG LAB, PT HUENEME 2/	309					Y	N	Y	Y	Y
CIVIL ENGINEER CORPS OFFICERS										
NAVAL SCHOOL	309					Y	Y	Y	Y	Y
SAN FRANCISCO BAY NAVAL SHIPYD										
SHIPYARD TECH LIB 247A7	309					Y	Y	Y	Y	Y
NAVAL SUPPLY CENTER, OAKLAND										
TECHNICAL LIBRARY	311	1	2	1	2	Y	Y	Y	Y	Y
NAVAL HOSPITAL, OAKLAND	313					Y	Y	Y	Y	Y
NAVAL HOSPITAL, SAN DIEGO	313					Y	Y	Y	Y	Y
NAVAL PERSONNEL RES ACTIVITY										
SAN DIEGO	315		2	2		Y	N	Y	Y	Y
NAVAL POSTGRAD SCHOOL, MONTFREY	315		2	1	2	Y	Y	Y	Y	Y
NAVAL TRAINING CENTER, SAN DIEGO	317		2			Y		Y	Y	Y
NAVAL AMPHIBIOUS BASE, CORONADO	341		1			Y		Y	Y	Y
MCAS EL TORO	341					Y	N	Y	Y	Y
WESTERN LIBRARY SERVICE CENTER	438					Y		Y	Y	Y
SMAMA BASE LIBRARY	452		1			Y	Y	Y	Y	Y
AIR FORCE FLIGHT TEST CENTER										
EDWARDS AIR FORCE BASE 3/	454	1	2	2	2	Y	Y	Y	Y	Y
SPACE SYSTEMS DIVISION										
TECHNICAL LIBRARY AFL 2822	454		2	2	2	Y	Y	Y	Y	Y
DEF LANGUAGE INST WEST CST BR	479					Y	N	Y	Y	Y
9TH CIRCUIT COURT OF APPEALS	072					Y	Y	Y	Y	Y
NASA AMES RESEARCH CENTER	902	1	1			Y	Y	Y	Y	Y
VA HOSPITAL, FRESNO	947					Y	Y	Y	Y	Y
VETERANS HOSPITAL, LIVERMORE	947					Y	Y	Y	Y	Y
VA HOSPITAL, LONG BEACH	947		2	1	2	N	Y	Y	Y	Y
VA HOSPITAL, SEPULVEDA	947		2	2		Y	Y	Y	Y	Y
VA HOSPITAL, MARTINEZ	947			2		Y	Y	Y	Y	Y
VA HOSPITAL, SAN FRANCISCO	947	1	2			N	Y	Y	Y	Y
VA HOSPITAL, PALO ALTO	947		2	2		N	N		Y	Y
COLORADO										
GEOLOGICAL SURVEY, DENVER	624	1	1	2		Y	N	Y	Y	Y
BUREAU OF RECLAMATION	631		2	1	2	Y	Y	Y	Y	Y
ENVIRON SCIENCE SERV ADMIN										
BOULDER LABORATORIES LIBRARY	732	1	2	1	2	Y	Y	Y	Y	Y
AIR FORCE ACCT & FIN CTR, DENVER	476		2	2	2	Y	Y	Y	Y	Y
CONNECTICUT										
SUBMARINE BASE, GROTON										
SUBMARINE MEDICAL CENTER	307					Y	Y	Y	Y	Y
VA HOSPITAL, NEWINGTON	947					N	Y	Y	Y	Y
VA HOSPITAL, WEST HAVEN	947	1	1	1		Y	Y	Y	Y	Y

BY LIBRARY, FISCAL YEAR 1965 - U.S., BY STATE, EXCLUDING WASHINGTON METROPOLITAN AREA
the numeral 2 indicates available through central facility.) (For footnotes, see page 73.)

ACTIVITIES										NAME AND TYPE OF LIBRARY
PREPARA- TION OF AQUI- SITION LISTS	COMPILA- TION OF BIBLIOG- RAPHIES	PREPARA- TION OF AB- STRACTS	PREPARA- TION OF TRANSLA- TIONS	G.P.O. DEPOS- ITORY	DOCU- MENTS DEPOS. FOR OTHER AGEN- CIES	DOCUMENTS DEPOS. FOR OTHER REPORT SERIES	OTHER SER- VICES	GENERAL READING COLLEC- TION	REGULAR PUBLICA- TION	
12	13	14	15	16	17	18	19	20	21	
ALABAMA										
Y	N	N	N	N	N	N		N	N	TUSCALOOSA METALLURGY RES LAB
Y	Y	Y	N	N	N	N		N	Y	MISSILE & MUNITIONS CENTER SCH
Y	Y	Y	Y	N	N	Y	N	Y	Y	TECHNICAL LIBRARY
Y	Y	N	N	N	N	N		N	N	NOBLE ARMY HOSPITAL
N	Y	N	N	N	N	N	Y	Y	N	REOSTONE SCIENTIFIC INFO CENTER
N	Y	N	N	N	N	N	N	Y	N	MAXWELL AIR FORCE HOSPITAL
										VA HOSPITAL, BIRMINGHAM
										VA HOSPITAL, TUSCALOOSA
										VA HOSPITAL, TUSKEGEE
ARIZONA										
Y	Y	Y	N	N	N	N	Y	N	Y	NATL PARK SERVICE
Y	Y	N	N	N	N	N		Y	Y	SOUTHWEST ARCHEOL CENTER
										VA HOSPITAL, TUCZON
ARKANSAS										
Y	Y	N	N	N	N	N		Y		VA HOSPITAL, LITTLE ROCK
CALIFORNIA										
Y					Y				Y	PACIFIC SW FOREST SERVICE
Y	Y	N	Y	N	N	N	N	N	Y	FOREST & RANGE EXPERIMENT STA
N	Y	N	N	N	N	N	N	N	N	AGRICULTURAL RESEARCH SERVICE
Y	Y	N	N	N	N	N	N	N	Y	WESTERN REG RESEARCH LAB
Y	Y	N	N	N	N	N	N	N	Y	PUBLIC HEALTH SERVICE
Y	Y	Y	N	N	N	N	N	N	Y	HOSPITAL, SAN FRANCISCO
Y	Y	Y	N	N	N	N	N	N	Y	FLEET COMPUTER PROGRAM CENTER
Y	Y	Y	N	N	N	N	N	N	Y	PACIFIC TECHNICAL LIBRARY
Y	Y	Y	N	N	N	N	N	N	Y	NAVAL ORO TEST STATION, CHINA LK
Y	Y	Y	N	N	N	N	N	N	Y	NAVAL ORDNANCE LAB, CORONA
Y	Y	Y	N	N	N	N	N	N	Y	PASADENA NAVAL ORDNANCE TEST STA
Y	Y	Y	N	N	N	N	N	N	Y	PT MUGU NAVAL MISSILE CENTER
Y	Y	Y	N	N	N	N	N	N	Y	NAVY ELECTRONICS LAB, SAN DIEGO
Y	Y	Y	N	N	N	N	N	N	Y	NAVAL RADIOLOGICAL DEFENSE LAB
Y	Y	Y	Y	N	N	Y	Y	N	N	NAVAL CIVIL ENG LAB, PT HUENEME
Y	Y	N	N	N	N	N		N	N	CIVIL ENGINEER CORPS OFFICERS
Y	Y		N	N	N	N		N	N	NAVAL SCHOOL
	Y							Y	N	SAN FRANCISCO BAY NAVAL SHIPYO
Y	N	N	N	N	N	N	Y	N	N	SHIPYARD TECH LIB 247A7
Y	Y	N	N	N	N	N	N	N	N	NAVAL SUPPLY CENTER, OAKLAND
Y	Y	N	N	N	N	N	N	N	N	TECHNICAL LIBRARY
Y	Y	N	N	N	N	N	N	N	N	NAVAL HOSPITAL, OAKLAND
Y	Y	N	N	N	N	N	N	N	N	NAVAL HOSPITAL, SAN DIEGO
Y	Y	N	N	N	N	N	N	N	Y	NAVAL PERSONNEL RES ACTIVITY
Y	Y	N	N	N	N	N	N	N	Y	SAN DIEGO
Y	Y	Y	Y	Y	Y	Y	Y	Y	Y	NAVAL POSTGRAD SCHOOL, MONTEREY
Y	N	N	N	N	N	N	Y	Y	Y	NAVAL TRAINING CENTER, SAN DIEGO
Y	Y	N	N	N	N	N	N	Y	Y	NAVAL AMPHIBIOUS BASE, CORONADO
Y	Y	N	N	N	N	N		Y	N	MCAS EL TORO
Y	Y	N	N	N	N	N	Y	Y	N	WESTERN LIBRARY SERVICE CENTER
Y	Y	N	N	N	N	N	Y	Y	Y	SHAMA BASE LIBRARY
Y	Y	N	N	N	N	N	Y	Y	N	AIR FORCE FLIGHT TEST CENTER
N	Y	N	N	N	Y	Y	Y	Y	Y	EDWARDS AIR FORCE BASE
Y	Y	N	N	N	N	N	Y	Y	N	SPACE SYSTEMS DIVISION
Y	Y	Y	Y	N	N	N	Y	Y	N	TECHNICAL LIBRARY AFL 2822
Y	Y	N	N	N	N	N	N	N	N	DEF LANGUAGE INST WEST CST BR
Y	Y	N	N	N	N	N	N	N	N	9TH CIRCUIT COURT OF APPEALS
Y	Y	N	N	N	N	N	N	N	N	NASA AMES RESEARCH CENTER
Y	Y	Y	Y	N	N	N	Y	Y	N	VA HOSPITAL, FRESNO
Y	Y	Y	Y	N	N	N	Y	Y	Y	VETERANS HOSPITAL, LIVERMORE
N	Y	N	N	N	N	N	Y	N	N	VA HOSPITAL, LONG BEACH
Y	Y	Y	N	N	N	N	Y	Y	N	VA HOSPITAL, SEPULVEDA
Y	Y	N	N	N	N	N	N	N	N	VA HOSPITAL, MARTINEZ
Y	Y	N	N	N	N	N	N	N	N	VA HOSPITAL, SAN FRANCISCO
Y	Y	N	N	N	N	N	N	Y	N	VA HOSPITAL, PALO ALTO
COLORADO										
Y	N	N	Y	Y	N	Y	N	N	Y	GEOLOGICAL SURVEY, DENVER
Y	Y	N	Y	Y	N	N	Y	N	Y	BUREAU OF RECLAMATION
Y	Y	Y	N	N	Y	Y	Y	N	Y	ENVIRON SCIENCE SERV ADMIN
Y	Y	N	N	N	N	N	Y	Y	N	BOULDER LABORATORIES LIBRARY
										AIR FORCE ACCT & FIN CTR, DENVER
CONNECTICUT										
Y	N	N	N	N	N	N		N	N	SUBMARINE BASE, GROTON
Y	Y	N	N	N	N	N		N	N	SUBMARINE MEDICAL CENTER
Y	Y	Y	Y	N	N	N	Y	Y	Y	VA HOSPITAL, NEWINGTON
										VA HOSPITAL, WEST HAVEN

TABLE 3B - SELECTED DATA ON EQUIPMENT AND ACTIVITIES OF SPECIAL FEDERAL LIBRARIES,
(In column 2, the numerals refer to the agency code in Appendix 1. In columns 3-6 the numeral 1 indicates available in library,

NAME AND TYPE OF LIBRARY 1	AGENCY CODE 2	EQUIPMENT USED IN LIBRARIES				LIBRARY				
		MICRO-PRINT READING 3	DUPLI-CATING 4	OFFICE COPYING AND MISCEL-LANEOUS 5	DATA PROC. AND/OR INFO. STORAGE & RETRIEVAL 6	CAT. AND CLAS. OF COLLEC-TION 7	ROUT-ING OF NEW JOUR-NALS 8	CIRCULA-TION OF LIBRARY MATE-RIALS 9	REFERENCE AND IN-FORMATION SERVICE 10	INTER-LIBRARY LOAN 11
DELAWARE										
VETERANS HOSPITAL, WILMINGTON	947	1		2	2	Y	Y	Y	Y	Y
FLORIDA										
NAVAL AIR STATION, JACKSONVILLE										
TECH FILES & LIB BRANCH	297	1	2	2		Y	N	Y	Y	N
NAVY MINE DEFENSE LAB	305					Y	Y	Y	Y	Y
AIR PROVING GRDUND CENTER										
EGLIN AFB TECH LIB 4/	460					Y	N	Y	Y	Y
KENNEDY SPACE CENTER	902	1				Y	Y	Y	Y	Y
VA HOSPITAL, CCRAL GABLES	947					N	Y	Y	Y	Y
GEORGIA										
PUBLIC HEALTH SERVICE										
COMM DISEASE CENTER, ATLANTA	805	1	2	2		Y	Y	Y	Y	Y
PUBLIC HEALTH CENTER, ATLANTA										
MEDICAL AV REFERENCE ROOM	805		2			Y	Y	Y	Y	Y
HUMRRO DIV 4, FORT BENNING	188	1	2	1		Y	N	Y	Y	Y
ARMY SOUTHEAST SIGNAL SCHOOL	259		2			Y	Y	Y	Y	Y
MARTIN ARMY HOSPITAL	261					Y	Y	Y	Y	Y
HQ CONTINENTAL AIR COMMAND										
ROBINS AIR FORCE BASE	460		2			Y	N	Y	Y	Y
VA HOSPITAL, ATLANTA	947					N	Y	Y	Y	Y
VA HOSPITAL, AUGUSTA										
FOREST HILLS DIVISION	947		2	2	2	N	Y	Y	Y	Y
VA HOSPITAL, AUGUSTA										
LENWOOD DIVISION	947					N	Y	Y	Y	Y
VA CENTER, DUBLIN	947					N	Y	Y	Y	Y
IDAHO										
VA CENTER, BOISE	947					N	Y	Y	Y	Y
ILLINOIS										
OFFICE OF US ATTORNEY, CHICAGO	532							Y	Y	Y
DEPT OF AGRICULTURE										
NORTHERN UTILIZATION RES & DEV	697	1	2	1		Y	Y	Y	Y	Y
BUREAU OF YARDS & DOCKS										
MIDWEST DIVISION LIBRARY	309					Y	Y	Y	Y	Y
GREAT LAKES NAVAL HOSPITAL										
MEDICAL LIBRARY	313					Y	Y	Y	Y	Y
CHANUTE AIR FORCE BASE LIB	364					Y	Y	Y	Y	Y
US COURTS, CHICAGO	072							Y	Y	Y
RAILROAD RETIREMENT BOARD	906		2	2	2	Y	Y	Y	Y	Y
VETERANS ADMIN, CHICAGO										
RESEARCH HOSPITAL LIBRARY	947					N	Y	Y	Y	Y
VETERANS ADMINISTRATION										
WESTSIDE HOSPITAL LIBRARY	947	2	2	2		N	Y	Y	Y	Y
VA HOSPITAL, DOWNEY	947	1		2		N	Y	Y	Y	Y
VA HOSPITAL, HINES	947	1	1	2	2	N	Y	Y	Y	Y
INDIANA										
NAVAL AVIONICS FACILITY, INOPLS	297	1		1		Y	Y	Y	Y	Y
CRANE NAVAL AMMUNITION DEPOT	305	1	1	1	2	Y	Y	Y	Y	Y
VA HOSPITAL, FORT WAYNE	947		2	2		Y	Y	Y	Y	Y
VA HOSPITAL, INDIANAPOLIS	947							Y	Y	Y
VA MEDICAL LIBRARY, MARION	947					Y	Y	Y	Y	Y
IOWA										
NATL ANIMAL DISEASE LAB 5/	697	1	1		2	Y	N	Y	Y	Y
AMES LABORATORY DOCUMENT LIB	862	1	1	1		N	Y	Y	Y	Y
VA HOSPITAL, IOWA CITY	947		1	1		Y	Y	Y	Y	Y
VA CENTER, DES MOINES	947		2	2	2	N	Y	Y	Y	Y
KANSAS										
VA HOSPITAL TOPEKA	947	1	1		2	N	Y	Y	Y	Y
VA CENTER, WADSWORTH	947					N	N	Y	Y	Y
KENTUCKY										
PUB HEALTH SERV HOSPITAL, LEXINGTON	805					Y	Y	Y	Y	Y
NAVAL ORD PLANT, IRDQUOIS STA	305					Y	N	Y	Y	Y
VA HOSPITAL, LEXINGTON	947	1		2		N	Y	Y	Y	Y
VA HOSPITAL, LOUISVILLE	947			2		N	Y	Y	Y	Y
LOUISIANA										
SOUTHERN FOREST EXPR STA	683		2	2		N	Y	Y	Y	Y
PUB HEALTH SERV HOSPITAL, NEW ORLEANS	805					Y	Y	Y	Y	Y
VA HOSPITAL, ALEXANDRIA	947		2	2	2	N	Y	Y	Y	Y

BY LIBRARY, FISCAL YEAR 1965 - U.S., BY STATE, EXCLUDING WASHINGTON METROPOLITAN AREA
the numeral 2 indicates available through central facility.) (For footnotes, see page 73.)

ACTIVITIES											NAME AND TYPE OF LIBRARY
PREPARA- TION OF AQUI- SITION LISTS 12	COMPILA- TION OF BIBLIOG- RAPHIES 13	PREPARA- TION OF AB- STRACTS 14	PREPARA- TION OF TRANSLA- TIONS 15	G.P.O. DEPOS- ITORY 16	DOCU- MENTS DEPOS. FOR OTHER AGEN- CIES 17	DOCUMENTS DEPOS. FOR OTHER REPORT SERIES 18	OTHER SER- VICES 19	GENERAL READING COLLEC- TION 20	REGULAR PUBLICA- TION 21	22	
DELAWARE											
Y	Y	N	N	N	N	N	N	Y	Y	VETERANS HOSPITAL, WILMINGTON	
FLORIDA											
Y	N	N	N	N	N	N	N	N	N	NAVAL AIR STATION, JACKSONVILLE	
Y	Y	N	N	N	N	Y	N	N	N	TECH FILES & LIB BRANCH	
Y	Y	N	N	N	N	Y	Y	N	Y	NAVY MINE DEFENSE LAB	
Y	Y	Y	N	N	N	Y	Y	N	Y	AIR PROVING GROUND CENTER	
Y	Y	N	N	N	N	N	Y	Y	Y	EGLIN AFB TECH LIB	
										KENNEDY SPACE CENTER	
										VA HOSPITAL, CORAL GABLES	
GEORGIA											
Y	Y	Y	Y	N	N	N	Y	N	Y	PUBLIC HEALTH SERVICE	
Y	Y	N	N	N	N	N	Y	N	N	COMM DISEASE CENTER, ATLANTA	
Y	Y	N	Y	N	N	N	N	N	Y	PUBLIC HEALTH CENTER, ATLANTA	
Y	Y	N	N	N	N	N	N	N	N	MEDICAL AV REFERENCE ROOM	
Y	Y	Y	Y	N	N	N	N	N	N	HUMRRO DIV 4, FORT BENNING	
Y	Y	Y	Y	N	N	N	Y	N	Y	ARMY SOUTHEAST SIGNAL SCHOOL	
Y	Y	N	N	N	N	N	N	N	N	MARTIN ARMY HOSPITAL	
Y	Y	N	Y	N	N	N	N	Y	N	HQ CONTINENTAL AIR COMMAND	
Y	Y	N	N	N	N	N	N	N	N	ROBINS AIR FORCE BASE	
Y	Y	N	Y	N	N	N	N	Y	N	VA HOSPITAL, ATLANTA	
Y	Y	Y	N	N	N	N	Y	Y	Y	VA HOSPITAL, AUGUSTA	
Y	Y	Y	N	N	N	N	N	Y	Y	FOREST HILLS DIVISION	
Y	Y	Y	N	N	N	N	N	Y	N	VA HOSPITAL, AUGUSTA	
Y	Y	Y	N	N	N	N	N	Y	N	LENWOOD DIVISION	
Y	Y	Y	N	N	N	N	N	Y	N	VA CENTER, OUBLIN	
IDAHO											
Y	Y	N	N	N	N	N		Y	N	VA CENTER, BOISE	
ILLINOIS											
								N	N	OFFICE OF US ATTORNEY, CHICAGO	
Y	Y	N	N	N	N	N	N	N	Y	DEPT OF AGRICULTURE	
Y	Y	N	N	N	N	N	Y	Y	Y	NORTHERN UTILIZATION RES & DEV	
Y	Y	N	N	N	N	N		N	N	BUREAU OF YARDS & DOCKS	
Y	Y	N	N	N	N	N		N	Y	MIDWEST DIVISION LIBRARY	
Y	Y	N	N	N	N	N		N	N	GREAT LAKES NAVAL HOSPITAL	
Y	Y	N	N	N	N	N		N	N	MEDICAL LIBRARY	
Y	Y	N	N	N	N	N	Y	N	Y	CHANUTE AIR FORCE BASE LIB	
Y	Y	N	N	N	N	N	Y	N	N	US COURTS, CHICAGO	
Y	Y	N	N	N	N	N		N	N	RAILROAD RETIREMENT BOARD	
Y	Y	N	N	N	N	N	N	Y	N	VETERANS ADMIN, CHICAGO	
Y	Y	N	N	N	N	N	N	Y	N	RESEARCH HOSPITAL LIBRARY	
Y	Y	N	N	N	N	N	N	Y	Y	VETERANS ADMINISTRATION	
Y	Y	N	N	N	N	N	N	N	Y	WESTSIDE HOSPITAL LIBRARY	
Y	Y	N	N	N	N	N	N	N	Y	VA HOSPITAL, OOWNEY	
Y	Y	N	N	N	N	N	Y	Y	Y	VA HOSPITAL, HINES	
INDIANA											
N	Y	Y	Y	N	N	N	Y	N	Y	NAVAL AVIONICS FACILITY, INOPLS	
N	N	N	N	N	N	N	N	N	N	CRANE NAVAL AMMUNITION DEPOT	
Y	Y	N	N	N	N	N	Y	Y	N	VA HOSPITAL, FORT WAYNE	
Y	Y	N	N	N	N	N		N	N	VA HOSPITAL, INDIANAPOLIS	
N	Y	N	N	N	N	N	Y	Y	N	VA MEDICAL LIBRARY, MARION	
IOWA											
Y	Y	Y	Y	N	Y	N	Y	N	Y	NATL ANIMAL DISEASE LAB	
N	N	N	N	N	N	N	Y	N	N	AMES LABORATORY DOCUMENT LIB	
Y	Y	N	N	N	N	N		Y	Y	VA HOSPITAL, IOWA CITY	
Y	Y	N	N	N	N	N	Y	Y	Y	VA CENTER, OES MOINES	
KANSAS											
Y	Y	N	N	N	N	N	N	Y	Y	VA HOSPITAL TOPEKA	
Y	Y	N	N	N	N	N		Y		VA CENTER, WAOSWORTH	
KENTUCKY											
Y	Y	N	N	N	N	N	N	Y	N	PUB HEALTH SERV HOSPITAL,	
Y	Y	N	N	N	N	N	Y	N	N	LEXINGTON	
Y	Y	Y	Y	N	N	N	N	Y	N	NAVAL ORD PLANT, IROQUOIS STA	
Y	Y	N	N	N	N	N	N	Y	N	VA HOSPITAL, LEXINGTON	
										VA HOSPITAL, LOUISVILLE	
LOUISIANA											
Y	Y	N	N	N	N	N	N	N	Y	SOUTHERN FOREST EXPR STA	
Y	Y	N	N	N	N	N		N	N	PUB HEALTH SERV HOSPITAL,	
Y	Y	Y	Y	N	N	N	N	Y	N	NEW ORLEANS	
Y	Y	Y	Y	N	N	N	N	Y	N	VA HOSPITAL, ALEXANDRIA	

TABLE 3B - SELECTED DATA ON EQUIPMENT AND ACTIVITIES OF SPECIAL FEDERAL LIBRARIES,
(In column 2, the numerals refer to the agency code in Appendix 1. In columns 3-6 the numeral 1 indicates available in library,

NAME AND TYPE OF LIBRARY 1	AGENCY CODE 2	EQUIPMENT USED IN LIBRARIES				LIBRARY				
		MICRO-PRINT READING 3	DUPLI-CATING 4	OFFICE COPYING AND MISCEL-LANEOUS 5	DATA PROC. AND/OR INFO. STORAGE & RETRIEVAL 6	CAT. AND CLAS. OF COLLEC-TION 7	ROUT-ING OF NEW JOUR-NALS 8	CIRCULA-TION OF LIBRARY MATE-RIALS 9	REFERENCE AND IN-FORMATION SERVICE 10	INTER-LIBRARY LOAN 11
MAINE										
VA CENTER, TOGUS	947	2	2	2		N	N	Y	Y	Y
MARYLAND										
PUB HEALTH SERV HOSP, BALTIMORE	805					Y	Y	Y	Y	Y
SOCIAL SECURITY ADMINISTRATION	818	1		2		Y	Y	Y	Y	Y
NAVY MARINE ENGINEERING LAB	307					Y	Y	Y	Y	Y
VA HOSPITAL, FORT HOWARD	947	1				N	Y	Y	Y	Y
VA HOSPITAL, PERRY POINT	947					N	Y	Y	Y	Y
MASSACHUSETTS										
BUREAU OF COMMERCIAL FISHERIES BIOLOGICAL LAB, WOODS HOLE	621		2	2		Y	N	N	Y	Y
ARMY NATICK LABORATORIES	237					Y	N	Y	Y	Y
ARMY SECURITY AGENCY SCHOOL	273	1	2	2	2	Y	Y	Y	Y	Y
BOSTON NAVAL SHIPYARD	309					Y	Y	Y	Y	Y
CHELSEA NAVAL HOSPITAL	313					Y	Y	Y	Y	Y
BOSTON OFF OF NAVAL RESEARCH	317	1	2	1		Y	Y	Y	Y	Y
LAURENCE G HANSCOM FIELD BASE LIBRARY AFL 2835	444					Y	N	Y	Y	Y
AFRL, L G HANSCOM FIELD 6/	444	1		1	1	Y	N	Y	Y	Y
SMITHSONIAN INSTITUTION ASTROPHYSICAL OBSERVATORY LIB	910	1		2		Y	Y	Y	Y	Y
VA HOSPITAL, BEDFORD	947			2	2	N	N	Y	Y	Y
VA HOSPITAL, BOSTON	947	1	2	2		N	Y	Y	Y	Y
VA HOSPITAL, BROCKTON	947					Y	Y	Y	Y	Y
VA HOSPITAL, NORTHAMPTON	947					N	Y	Y	Y	Y
VA HOSPITAL, WEST ROXBURY	947		2	2		Y	Y	Y	Y	Y
MICHIGAN										
DEFENSE LOGISTICS SERV CTR	469					Y	Y	Y	Y	Y
VA HOSPITAL, DEARBORN	947					N	Y	Y	Y	Y
MINNESOTA										
BUREAU OF MINES TWIN CITIES RES CTRS	623	1	1	1		Y	Y	Y	Y	Y
VA HOSPITAL, MINNEAPOLIS	947	1	2	2	2	N	N	Y	Y	Y
VA HOSPITAL, ST CLOUD	947		2	1	2	Y	Y	Y	Y	Y
MISSISSIPPI										
ARMY ENGINEER WATERWAYS EXPERIMENT STATION, VICKSBURG	261	1	2	1		Y	Y	Y	Y	Y
VA CENTER, JACKSON	947	2	2	2		N	Y	Y	Y	Y
MISSOURI										
AERONAUTICAL CHART & INFO CTR	476	2	2	1		Y	Y	Y	Y	Y
VA HOSPITAL, KANSAS CITY	947					N	N	Y	Y	Y
VA HOSPITAL, POPLAR BLUFF	947					N	Y	Y	Y	Y
VA HOSPITAL, ST LOUIS	947					N	N	Y	Y	Y
MONTANA										
PUBLIC HEALTH SERVICE ROCKY MOUNTAIN LAB	805	1	1	1		Y	Y	Y	Y	Y
VA HOSPITAL, FT HARRISON	947		2	2	2	N	Y	Y	Y	Y
NEBRASKA										
NATIONAL PARK SERVICE MIDWEST REGIONAL OFFICE	627	1	2	1		Y	Y	Y	Y	Y
VA HOSPITAL, LINCOLN	947					N	Y	Y	Y	Y
VA HOSPITAL, OMAHA	947		2	2			Y	Y	Y	Y
NEVADA										
VA CENTER, RENO	947			2		N	Y	Y	Y	Y
NEW HAMPSHIRE										
ARMY GOLD REGIONS RES ENG LAB	267	1	1	2		Y	Y	Y	Y	Y
PORTSMOUTH NAVAL SHIPYARD	309	1		2		Y	Y	Y	Y	Y
NEW JERSEY										
ARMY ELECTRONICS COMMAND	267	1	1	2		Y	Y	Y	Y	Y
ARMY SIGNAL CENTER & SCHOOL	271		1	2		Y	N	Y	Y	Y
LAKEHURST NAVAL AIR TEST FAC	305	1	1	1		Y	Y	Y	Y	Y

BY LIBRARY, FISCAL YEAR 1965 - U.S., BY STATE, EXCLUDING WASHINGTON METROPOLITAN AREA
 the numeral 2 indicates available through central facility.) (For footnotes, see page 73.)

ACTIVITIES											NAME AND TYPE OF LIBRARY
PREPARA- TION OF ACQUI- SITION LISTS	COMPILA- TION OF BIBLIOG- RAPHIES	PREPARA- TION OF AB- STRACTS	PREPARA- TION OF TRANSLA- TIONS	G.P.O. DEPOS- ITORY	DOCU- MENTS DEPOS. FOR OTHER AGEN- CIES	DOCUMENTS DEPOS. FOR OTHER REPORT SERIES	OTHER SER- VICES	GENERAL READING COLLEC- TION	REGULAR PUBLICA- TION		
12	13	14	15	16	17	18	19	20	21	22	
MAINE											
Y	Y	N	N	N	N	N	Y	Y	Y	VA CENTER, TOGUS	
MARYLAND											
Y	Y	N	N	N	N	N		N	N	PUB HEALTH SERV HOSP, BALTIMORE	
Y	Y	N	N	N	N	N	Y	N	Y	SOCIAL SECURITY ADMINISTRATION	
N	Y	N	N	N	Y	N		N	N	NAVY MARINE ENGINEERING LAB	
Y	Y	Y	N	N	N	N	Y	Y	Y	VA HOSPITAL, FORT HOWARD	
Y	Y	Y	N	N	N	N		Y	Y	VA HOSPITAL, PERRY POINT	
MASSACHUSETTS											
N	N	N	N	N	N	N		N	N	BUREAU OF COMMERCIAL FISHERIES	
Y	Y	Y	Y	N	N	Y	Y	N	Y	BIOLOGICAL LAB, WOODS HOLE	
Y	Y	N	N	N	N	N	N	Y	Y	ARMY NATICK LABORATORIES	
Y	Y	N	N	N	N	N	Y	N	N	ARMY SECURITY AGENCY SCHOOL	
Y	Y	N	N	N	N	N	Y	N	N	BOSTON NAVAL SHIPYARD	
Y	Y	Y	N	N	N	N	N	N	N	CHELSEA NAVAL HOSPITAL	
Y	Y	Y	N	N	N	N	N	N	N	BOSTON OFF OF NAVAL RESEARCH	
Y	Y	N	N	N	N	N	N	Y	N	LAURENCE G HANSCOM FIELD	
Y	Y	N	N	N	N	N	N	N	Y	BASE LIBRARY AFL 2835	
Y	N	N	Y	N	N	Y	Y	N	Y	AFCL, L G HANSCOM FIELD	
Y	Y	Y	N	N	N	Y		N	N	SMITHSONIAN INSTITUTION	
Y	Y	Y	N	N	N	N	N	N	Y	ASTROPHYSICAL OBSERVATORY LIB	
Y	Y	Y	N	N	N	N	N	N	Y	VA HOSPITAL, BEDFORD	
Y	Y	N	N	N	N	N	N	N	N	VA HOSPITAL, BOSTON	
Y	Y	Y	N	N	N	N	N	N	Y	VA HOSPITAL, BRUCKTON	
Y	Y	Y	N	N	N	N	N	Y	N	VA HOSPITAL, NORTHAMPTON	
Y	Y	N	N	N	N	N	N	Y	N	VA HOSPITAL, WEST ROXBURY	
MICHIGAN											
Y	Y	N	N	N	N	Y	N	N	N	DEFENSE LOGISTICS SERV CTR	
Y	Y	N	N	N	N	N		Y	N	VA HOSPITAL, DEARBORN	
MINNESOTA											
Y	Y	Y	N	N	N	N		N	N	BUREAU OF MINES	
Y	Y	N	N	N	N	N	Y	Y	Y	TWIN CITIES RES CTRS	
Y	Y	N	N	N	N	N	Y	Y	Y	VA HOSPITAL, MINNEAPOLIS	
										VA HOSPITAL, ST CLOUD	
MISSISSIPPI											
Y	Y	Y	N	N	Y	Y	Y	N	Y	ARMY ENGINEER WATERWAYS	
Y	Y	N	N	N	N	N	Y	Y	N	EXPERIMENT STATION, VICKSBURG	
										VA CENTER, JACKSON	
MISSOURI											
Y	Y	Y	Y	N	N	Y	Y	N	Y	AERONAUTICAL CHART & INFO CTR	
Y	Y	N	N	N	N	N		Y	N	VA HOSPITAL, KANSAS CITY	
N	Y	N	N	N	N	N		Y	N	VA HOSPITAL, POPLAR BLUFF	
Y	Y	N	N	N	N	N			Y	VA HOSPITAL, ST LOUIS	
MONTANA											
Y	Y	N	Y	Y	N	N		N	N	PUBLIC HEALTH SERVICE	
Y	Y	N	N	N	N	N		Y	Y	ROCKY MOUNTAIN LAB	
										VA HOSPITAL, FT HARRISON	
NEBRASKA											
Y	Y	N	N	N	N	N	N	N	N	NATIONAL PARK SERVICE	
										MIDWEST REGIONAL OFFICE	
Y	Y	N	N	N	N	N	Y	Y	Y	VA HOSPITAL, LINCOLN	
Y	Y	N	N	N	N	N		Y	Y	VA HOSPITAL, OMAHA	
NEVADA											
Y	Y	N	N	N	N	N	N	Y	Y	VA CENTER, RENO	
NEW HAMPSHIRE											
Y	Y	N	Y	N	N	Y	Y	N	Y	ARMY COLD REGIONS RES ENG LAB	
Y	Y	N	N	N	N	Y	N	N	N	PORTSMOUTH NAVAL SHIPYARD	
NEW JERSEY											
Y	Y	N	N	N	N	N	N	N	N	ARMY ELECTRONICS COMMAND	
Y	Y	N	N	N	N	N	Y	N	Y	ARMY SIGNAL CENTER & SCHOOL	
Y	Y	Y	Y	N	N	N	N	N	Y	LAKEHURST NAVAL AIR TEST FAC	

TABLE 3B - SELECTED DATA ON EQUIPMENT AND ACTIVITIES OF SPECIAL FEDERAL LIBRARIES,

(In column 2, the numerals refer to the agency code in Appendix 1. In columns 3-6 the numeral 1 indicates available in library,

NAME AND TYPE OF LIBRARY 1	AGENCY CODE 2	EQUIPMENT USED IN LIBRARIES				LIBRARY				
		MICRO-PRINT READING 3	DUPLI-CATING 4	OFFICE COPYING AND MISCEL-LANEOUS 5	DATA PROC. AND/OR INFO. STORAGE & RETRIEVAL 6	CAT. AND CLAS. OF COLLEC-TION 7	ROUT-ING OF NEW JOUR-NALS 8	CIRCULA-TION OF LIBRARY MATE-RIALS 9	REFERENCE AND IN-FORMATION SERVICE 10	INTER-LIBRARY LOAN 11
NEW JERSEY (continued)										
NAVAL AIR TURBINE TEST STA	305		2	2		Y	Y	Y	Y	Y
BAYONNE NAVAL SUPPLY R & D FAC	311		2	2		Y	Y	Y	Y	Y
NATL AVIATION FAC EXP CTR	874	1	1	1	1	Y	N	Y	Y	Y
VA HOSPITAL LIBRARY, LYONS	947					Y	Y	Y	Y	Y
VA REGIONAL OFFICE, NEWARK	947		2	2		N	Y	Y	Y	Y
NEW MEXICO										
SANCTIA BASE ARMY HOSPITAL	261		2			Y	Y	Y	Y	Y
WHITE SANDS MISSILE RANGE TECHNICAL LIBRARY	267	1	1	1		Y	Y	Y	Y	Y
OFFICE OF RESEARCH ANALYSIS HOLLUMAN AFH	448		1			Y	N	Y	Y	Y
AIR FORCE SPECIAL WEAPONS CNTR										
TECHNICAL INFO & INTELL DIV	454					Y	Y	Y	Y	Y
LOS ALAMOS SCIENTIFIC LAB	862	1	1	1	2	Y	Y	Y	Y	Y
NEW YORK										
DEPT OF AGRICULTURE PLUM ISL ANIMAL DISEASE LAB	697		2	2		Y	Y	Y	Y	Y
DEPT OF COMMERCE BUSINESS REFERENCE LIBRARY	746		2	1		Y	Y	Y	Y	Y
PUBLIC HEALTH SERVICE CHARLES FERGUSON MEDICAL LIB.	805					Y	Y	Y	Y	Y
ST ALBANS NAVAL HOSPITAL	313		2	2		Y	N	Y	Y	Y
BROOKLYN NAVAL APPLIED SCI LAB	317	1	2	2		Y	Y	Y	Y	Y
ROME AIR DEVELOPMENT CENTER LIBRARY SERVICES	444	1		1		Y	N	Y	Y	Y
AEROSPACE RES, EUROPEAN OFFICE										
TECH INFO OFFICE, APO NY	474	1	2	2		Y	Y	Y	Y	Y
ATOMIC ENERGY COMMISSION, NY	862	1	2	2	2	Y	Y	Y	Y	Y
VA HOSPITAL, BRONX	947	1	2	2	2	Y	N	Y	Y	Y
VA HOSPITAL, BUFFALO	947		2	2		Y	Y	Y	Y	Y
VA HOSPITAL, CANANOAIGUA	947	2	2	2		N	Y	Y	Y	Y
VA HOSPITAL, BROOKLYN	947					N	Y	Y	Y	Y
VA HOSPITAL, MCNTROSE	947					N	N	Y	Y	Y
NORTH CAROLINA										
SE FOREST SERVICE FOREST EXP. STATION	683					Y	Y	Y	Y	Y
NAVAL MEDICAL FIELD RESEARCH LAB	341		2	2		Y	Y	Y	Y	Y
VA HOSPITAL, DURHAM	947		1			N	N	Y	Y	Y
NORTH DAKOTA										
VA CENTER, FARGO	947		2	2		N	Y	N	Y	Y
OHIO										
R A TAFT SANITARY ENG CENTER	805	1	1	1	2	Y	N	Y	Y	Y
AIR FORCE INST OF TECHNOLOGY	444	1	2	1		Y	N	Y	Y	Y
AEROSPACE RESEARCH LABORATORIES	448					Y	N	Y	Y	Y
WRIGHT PATTERSON TECH LIB	448	1	1	1		Y	N	Y	Y	Y
FOREIGN TECHNOLOGY DIV										
TECH INTELLIGENCE LIBRARY	454					Y	Y	Y	Y	Y
COURT OF APPEALS SIXTH CIRCUIT CINCINNATI	072			1		Y	N	N	Y	N
NASA LEWIS RESEARCH CENTER	902	1	2	1	2	Y	Y	Y	Y	Y
VA CENTER, DAYTON	947					Y	Y	Y	Y	Y
VA HOSPITAL, BRECKSVILLE	947		2	2		N	Y	Y	Y	Y
VA HOSPITAL, CHILLICOTHE	947					N	Y	Y	Y	Y
OKLAHOMA										
BUREAU OF MINES PETROLEUM RESEARCH CENTER	623	1	2	1		Y	Y	Y	Y	Y
ARTILLERY & MISSILE SCHOOL	237	1	2	2		Y	Y	Y	Y	Y
FEDERAL AVIATION AGENCY										
AERONAUTICAL CENTER, OKLAHOMA	874	1		1		Y	N	Y	Y	Y
VA HOSPITAL, OKLAHOMA CITY	947			2		Y	Y	Y	Y	Y
OREGON										
ALBANY METALLURGY RES CENTER										
TECHNICAL ENGINEERING LIBRARY	623	1	2	1		Y	Y	Y	Y	Y
DEPT OF INTERIOR										
BONNEVILLE POWER ADMIN	632	2	2	2	2	Y	Y	Y	Y	Y
PACIFIC NW FOREST SERVICE										
FOREST & RANGE EXPERIMENT STA.	683					Y	Y	Y	Y	Y

BY LIBRARY, FISCAL YEAR 1965 - U.S., BY STATE, EXCLUDING WASHINGTON METROPOLITAN AREA
 the numeral 2 indicates available through central facility.) (For footnotes, see page 73.)

ACTIVITIES										NAME AND TYPE OF LIBRARY
PREPARA- TION OF ACQUI- SITION LISTS	COMPI- LATION OF BIBLIO- GRAPHIES	PREPARA- TION OF AB- STRACTS	PREPARA- TION OF TRANSLA- TIONS	G.P.O. DEPOS- ITORY	DOCU- MENTS DEPOS. FOR OTHER AGEN- CIES	DOCUMEN- TS DEPOS. FOR OTHER REPORT SERIES	OTHER SER- VICES	GENERAL READING COLLEC- TION	REGULAR PUBLICA- TION	
12	13	14	15	16	17	18	19	20	21	22

NEW JERSEY (continued)

Y	Y	Y	N	N	N	Y		N	Y	NAVAL AIR TURBINE TEST STA
Y	N	N	N	N	N	N	N	N	N	BAYONNE NAVAL SUPPLY R & D FAC
Y	Y	Y	N	N	N	N	N	Y	N	NATL AVIATION FAC EXP CTR
Y	Y	Y	N	N	N	N	N	N	N	VA HOSPITAL LIBRARY, LYONS
Y	Y	N	N	N	N	N	N	N	N	VA REGIONAL OFFICE, NEWARK

NEW MEXICO

Y	Y	N	N	N	N	N	N	N	N	SANDIA BASE ARMY HOSPITAL
Y	Y	N	N	N	N	Y	Y	Y	Y	WHITE SANDS MISSILE RANGE
Y	N	N	N	N	N	N		N	N	TECHNICAL LIBRARY
Y	N	N	N	N	N	N		N	N	OFFICE OF RESEARCH ANALYSIS
Y	N	N	N	N	N	Y	Y	N	Y	HOLLOMAN AFB
Y	Y	Y	Y	N	Y	N	Y	N	Y	AIR FORCE SPECIAL WEAPONS CNTR
										TECHNICAL INFO & INTELL DIV
										LOS ALAMOS SCIENTIFIC LAB

NEW YORK

Y	Y	N	Y	N	N	N	Y	N	Y	DEPT OF AGRICULTURE
Y	Y	Y	N	N	N	Y	N	N	Y	PLUM ISL ANIMAL DISEASE LAB
Y	Y	N	N	N	N	N		N	N	DEPT OF COMMERCE
Y	Y	N	N	N	N	N		N	N	BUSINESS REFERENCE LIBRARY
N	Y	N	N	N	N	N		N	N	PUBLIC HEALTH SERVICE
Y	Y	N	N	N	Y	Y	Y	N	Y	CHARLES FERGUSON MEDICAL LIB.
Y	Y	N	N	N	Y	Y	Y	Y	N	ST ALBANS NAVAL HOSPITAL
Y	Y	N	N	N	N	N	Y	Y	Y	BROOKLYN NAVAL APPLIED SCI LAB
Y	Y	N	N	N	N	N	Y	Y	Y	ROME AIR DEVELOPMENT CENTER
Y	Y	N	N	N	N	N	Y	Y	Y	LIBRARY SERVICES
Y	Y	N	N	N	N	N	Y	Y	Y	AEROSPACE RES, EUROPEAN OFFICE
Y	Y	N	N	N	N	N	Y	Y	Y	TECH INFO OFFICE, APO NY
Y	Y	N	N	N	N	N	Y	Y	Y	ATOMIC ENERGY COMMISSION, NY
Y	Y	N	N	N	N	N	Y	Y	Y	VA HOSPITAL, BRONX
Y	Y	N	N	N	N	N	Y	Y	Y	VA HOSPITAL, BUFFALO
Y	Y	N	N	N	N	N		Y	Y	VA HOSPITAL, CANANDAIGUA
Y	Y	N	N	N	N	N		Y	N	VA HOSPITAL, BROOKLYN
Y	Y	N	N	N	N	N	N	N	Y	VA HOSPITAL, MONTROSE

NORTH CAROLINA

N	Y	N	Y	N	N	N	N	N	N	SE FOREST SERVICE
Y	Y	N	N	N	N	N	Y	N	N	FOREST EXP. STATION
Y	Y	N	N	N	N	N	N	Y	Y	NAVAL MEDICAL FIELD RESEARCH LAB
										VA HOSPITAL, DURHAM

NORTH DAKOTA

Y	Y	N	N	N	N	N		Y	N	VA CENTER, FARGO
---	---	---	---	---	---	---	--	---	---	------------------

OHIO

Y	Y	Y	N	N	Y	Y	Y	N	Y	R A TAFT SANITARY ENG CENTER
Y	Y	Y	Y	N	N	N	Y	N	Y	AIR FORCE INST OF TECHNOLOGY
Y	Y	N	N	N	N	N	Y	N	Y	AEROSPACE RESEARCH LABORATORIES
Y	Y	N	N	N	Y	N		N	Y	WRIGHT PATTERSON TECH LIB
Y	Y	Y	Y	N	N	N		Y	Y	FOREIGN TECHNOLOGY DIV
Y	Y	Y	Y	N	N	N		N	Y	TECH INTELLIGENCE LIBRARY
Y	Y	Y	Y	N	N	N		N	N	COURT OF APPEALS SIXTH CIRCUIT
Y	Y	Y	Y	N	N	N		N	N	CINCINNATI
Y	Y	Y	Y	N	N	N		N	Y	NASA LEWIS RESEARCH CENTER
Y	Y	Y	Y	N	N	N		Y	Y	VA CENTER, DAYTON
Y	Y	Y	Y	N	N	N		Y	Y	VA HOSPITAL, BRECKSVILLE
Y	Y	Y	Y	N	N	N		Y	N	VA HOSPITAL, CHILLICOTHE

OKLAHOMA

Y	Y	N	N	Y	Y	Y	Y	Y	N	BUREAU OF MINES
Y	Y	Y	N	N	N	N	N	N	N	PETROLEUM RESEARCH CENTER
Y	Y	N	N	N	N	N		N	Y	ARTILLERY & MISSILE SCHOOL
Y	Y	N	N	N	N	N		Y	N	FEDERAL AVIATION AGENCY
										AERONAUTICAL CENTER, OKLAHOMA
										VA HOSPITAL, OKLAHOMA CITY

OREGON

N	Y	N	N	N	N	N	Y	N	N	ALBANY METALLURGY RES CENTER
Y	Y	N	Y	Y	N	N		N	Y	TECHNICAL ENGINEERING LIBRARY
Y	Y	N	N	N	Y	Y	Y	N	Y	DEPT OF INTERIOR
										BONNEVILLE POWER ADMIN
										PACIFIC NW FOREST SERVICE
										FOREST & RANGE EXPERIMENT STA.

TABLE 3B - SELECTED DATA ON EQUIPMENT AND ACTIVITIES OF SPECIAL FEDERAL LIBRARIES,

(In column 2, the numerals refer to the agency code in Appendix 1. In columns 3-6 the numeral 1 indicates available in library,

NAME AND TYPE OF LIBRARY 1	AGENCY CODE 2	EQUIPMENT USED IN LIBRARIES				LIBRARY				
		MICRO-PRINT READING 3	DUPLI-CATING 4	OFFICE COPYING AND MISCEL-LANEOUS 5	DATA PROC. AND/OR INFO. STORAGE & RETRIEVAL 6	CAT. AND CLAS. OF COLLEC-TION 7	ROUT-ING OF NEW JOUR-NALS 8	CIRCULA-TION OF LIBRARY MATE-RIALS 9	REFERENCE AND IN-FORMATION SERVICE 10	INTER-LIBRARY LOAN 11
PENNSYLVANIA										
BUREAU OF MINES										
PITTSBURGH RESEARCH CENTER	623	1	1	1		Y	Y	Y	Y	Y
NORTHEAST FOREST SERVICE										
FOREST EXPERIMENT STATION	683	1	1	2		Y	Y	Y	Y	Y
DEPT OF AGRICULTURE										
EASTERN UTILIZATION RES & DEV	697					Y	Y	Y	Y	Y
VALLEY FORGE GENERAL HOSPITAL	261					Y	Y	Y	Y	Y
NAVAL AIR ENGINEERING CENTER	305				2	Y	Y	Y	Y	Y
NAVAL AIR DEVELOPMENT CENTER										
TECHNICAL LIBRARY	305					Y	Y	Y	Y	Y
NAVAL AIR DEVELOPMENT CENTER										
AEROSPACE MEDICAL RES DEPT LIB	305	1		1		Y	Y	Y	Y	Y
PHILADELPHIA NAVAL SHIPYARD										
NAVAL BOILER & TURBINE LAB.	307					Y	Y	Y	Y	Y
PHILADELPHIA NAVAL SHIPYARD										
TECHNICAL LIBRARY %CODE 249B	309					Y	Y	Y	Y	Y
PHILADELPHIA NAVAL HOSPITAL	313					Y	Y	Y	Y	Y
COURT OF APPEALS, PHILADELPHIA	072		2			Y	Y	Y	Y	N
VA HOSPITAL, ALTOONA	947	1	2	2		N	Y	Y	Y	Y
VA HOSPITAL, BUTLER	947					Y	Y	Y	Y	Y
VA HOSPITAL, COATESVILLE	947	1	2	2		Y	Y	Y	Y	Y
VA HOSPITAL, PHILADELPHIA	947		2	1		N	Y	Y	Y	Y
VA HOSP, PITTSBURGH-LEECH FARM RD	947	1	2		2	N	Y	Y	Y	Y
VA HOSPITAL, PITTSBURGH-OAKLAND	947	1	2		2	N	Y	Y	Y	Y
VA HOSPITAL, WILKES BARRE	947	1	2	2		N	Y	Y	Y	Y
RHODE ISLAND										
NAVAL CONSTRUCTION BATTALION CEN	309		2	2		Y	Y	Y	Y	Y
NAVAL WAR COLLEGE	315	1	1	1		Y	Y	Y	Y	Y
SOUTH CAROLINA										
CHARLESTON NAVAL SHIPYARD	309					Y	Y	Y	Y	N
SOUTH DAKOTA										
FT MEADE GENERAL LIBRARY	947					Y	Y	Y	Y	Y
TENNESSEE										
ARNOLD ENG DEVELOPMENT CENTER	448	1	2	2	2	Y	Y	Y	Y	Y
TVA TECHNICAL LIBRARY	914					N	Y	Y	Y	Y
TVA MAP INFO & RECORDS UNIT	914	1	1	1		Y	N	Y	Y	Y
TVA LAW LIBRARY	914			2		Y	Y	Y	N	Y
VA HOSPITAL, MEMPHIS	947					Y	Y	Y	Y	Y
TEXAS										
BUREAU OF COMMERCIAL FISHERIES										
BIOLOGICAL LAB, GALVESTON	621	1	2		2	Y	N	Y	Y	Y
STIMSON LIBRARY										
MED FIELD SERV SCHOOL	261		1	2		Y	Y	Y	Y	Y
GOODFELLOW AFB TECH LIB	448		2	1		Y	Y	Y	Y	Y
WILFORD HALL USAF HOSPITAL	460		2			Y	Y	Y	Y	Y
6570 PERSONNEL RESEARCH LAB										
LACKLAND AIR FORCE BASE	460					Y	Y	Y	Y	Y
VA CENTER, BONHAM	947		2	2		Y	Y	Y	Y	Y
VA HOSPITAL, DALLAS	947					N	N	Y	Y	Y
VA HOSPITAL, HOUSTON	947					Y	Y	Y	Y	Y
VA HOSPITAL, MARLIN	947		2	2		Y	Y	Y	Y	Y
VA CENTER, TEMPLE	947	1	2	2		N	Y	Y	Y	Y
VA HOSPITAL, WACO	947		2	2		N	Y	Y	Y	Y
UTAH										
INTERMOUNTAIN FOREST & RANGE										
EXPERIMENT STATION	683		2	2		Y	Y	Y	Y	Y
DUGWAY PROVING GROUND										
TECHNICAL LIBRARY	267	1	2	1		Y	N	Y	Y	Y
VERMONT										
VA LIBRARY, WHITE RIVER JUNCTION	947	2	2	2	2	N	Y	Y	Y	Y
VIRGINIA										
NBS CLEARINGHOUSE FOR										
FEDERAL SCIENTIFIC & TECH INFO	753	1	2				Y	N	Y	Y
ARMY AVIATION MATERIAL LAB	259		2	2	2	Y	Y	Y	Y	Y
ARMY COMBAT DEF COMMAND										
COMBAT SERVICE SUPPORT GROUP	269		2	2		Y	N	Y	Y	Y
DAHLGREN NAVAL WEAPONS LAB	305	1	2		1	Y	Y	Y	Y	Y
NORFOLK NAVAL SHIPYARD										
TECHNICAL LIBRARY %CODE 246D4	315	2	2			Y	Y	Y	Y	Y

BY LIBRARY, FISCAL YEAR 1965 - U.S., BY STATE, EXCLUDING WASHINGTON METROPOLITAN AREA

the numeral 2 indicates available through central facility.) (For footnotes, see page 73.)

ACTIVITIES											NAME AND TYPE OF LIBRARY
PREPARA- TION OF AQUI- SITION LISTS	COMPI- LATION OF BIBLIOG- RAPHIES	PREPARA- TION OF AB- STRACTS	PREPARA- TION OF TRANSLA- TIONS	G.P.O. DEPOS- ITORY	DOCU- MENTS DEPOS. FOR OTHER AGEN- CIES	DOCUMENTS DEPOS. FOR OTHER REPORT SERIES	OTHER SER- VICES	GENERAL READING COLLEC- TION	REGULAR PUBLICA- TION		
12	13	14	15	16	17	18	19	20	21	22	
PENNSYLVANIA											
Y	Y	Y	N	Y	N	N		N	Y	BUREAU OF MINES	
N	Y	N	N	N	N	N		N	N	PITTSBURGH RESEARCH CENTER	
Y	Y	N	N	N	N	N		N	Y	NORTHEAST FOREST SERVICE	
Y	Y	N	N	N	N	N	N	N	Y	FOREST EXPERIMENT STATION	
Y	Y	N	N	N	N	N		N	Y	DEPT OF AGRICULTURE	
Y	Y	N	N	N	N	Y	N	Y	Y	EASTERN UTILIZATION RES & DEV	
Y	Y	N	N	N	N	N		N	Y	VALLEY FORGE GENERAL HOSPITAL	
Y	Y	N	N	N	N	N		N	Y	NAVAL AIR ENGINEERING CENTER	
Y	Y	N	N	N	N	N		N	Y	NAVAL AIR DEVELOPMENT CENTER	
Y	Y	N	N	N	N	N		N	Y	TECHNICAL LIBRARY	
Y	Y	N	N	N	N	N		N	Y	NAVAL AIR DEVELOPMENT CENTER	
Y	Y	N	N	N	N	N		N	Y	AEROSPACE MEDICAL RES DEPT LIB	
Y	Y	N	N	N	N	N		N	Y	PHILADELPHIA NAVAL SHIPYARD	
Y	Y	N	N	N	N	N		N	Y	NAVAL BOILER & TURBINE LAB.	
Y	Y	N	N	N	N	N		N	Y	PHILADELPHIA NAVAL SHIPYARD	
Y	Y	N	N	N	N	N		N	Y	TECHNICAL LIBRARY & CODE 2498	
Y	Y	N	N	N	N	N		N	Y	PHILADELPHIA NAVAL HOSPITAL	
Y	Y	N	N	N	N	N		N	Y	COURT OF APPEALS, PHILADELPHIA	
Y	Y	N	N	N	N	N		N	Y	VA HOSPITAL, ALTOONA	
Y	Y	N	N	N	N	N		N	Y	VA HOSPITAL, BUTLER	
Y	Y	N	N	N	N	N		N	Y	VA HOSPITAL, COATESVILLE	
Y	Y	N	N	N	N	N		N	Y	VA HOSPITAL, PHILADELPHIA	
Y	Y	N	N	N	N	N		N	Y	VA HOSP, PITTSBURGH-LEECH FARM RD	
Y	Y	N	N	N	N	N		N	Y	VA HOSPITAL, PITTSBURGH-DAKLAND	
Y	Y	N	N	N	N	N		N	Y	VA HOSPITAL, WILKES BARRE	
RHODE ISLAND											
N	Y	N	N	N	N	Y	Y	N	N	NAVAL CONSTRUCTION BATTALION CEN	
Y	Y	Y	N	Y	N	N	Y	N	Y	NAVAL WAR COLLEGE	
SOUTH CAROLINA											
Y	N	N	N	N	N	N	N	N	N	CHARLESTON NAVAL SHIPYARD	
SOUTH DAKOTA											
Y	Y	N	N	N	N	Y	Y	Y	N	FT MEADE GENERAL LIBRARY	
TENNESSEE											
Y	Y	Y	Y	N	N	Y	Y	N	N	ARNOLD ENG DEVELOPMENT CENTER	
N	Y	N	N	N	N	N	Y	N	N	TVA TECHNICAL LIBRARY	
N	N	N	N	N	N	N	Y	N	Y	TVA MAP INFO & RECORDS UNIT	
N	N	N	N	N	N	N	Y	N	N	TVA LAW LIBRARY	
Y	Y	N	N	N	N	N	N	Y	N	VA HOSPITAL, MEMPHIS	
TEXAS											
Y	Y	N	N	N	N	N	Y	N	Y	BUREAU OF COMMERCIAL FISHERIES	
Y	Y	N	N	N	N	N	N	N	Y	BIOLOGICAL LAB, GALVESTON	
Y	Y	N	N	N	N	N	N	N	N	STIMSON LIBRARY	
Y	Y	N	N	N	N	N	Y	N	N	MED FIELD SERV SCHOOL	
Y	Y	N	N	N	N	N	Y	N	Y	GODDFELLOW AFB TECH LIB	
Y	Y	N	N	N	N	N	Y	N	Y	WILFORD HALL USAF HOSPITAL	
Y	Y	N	N	N	N	N	Y	N	Y	6570 PERSONNEL RESEARCH LAB	
Y	Y	N	N	N	N	N	Y	N	Y	LACKLAND AIR FORCE BASE	
Y	Y	N	N	N	N	N	Y	N	Y	VA CENTER, BONHAM	
Y	Y	N	N	N	N	N	Y	N	Y	VA HOSPITAL, DALLAS	
Y	Y	N	N	N	N	N	Y	N	Y	VA HOSPITAL, HOUSTON	
Y	Y	N	N	N	N	N	Y	N	Y	VA HOSPITAL, MARLIN	
Y	Y	N	N	N	N	N	Y	N	Y	VA CENTER, TEMPLE	
Y	Y	Y	N	N	N	N	Y	Y	N	VA HOSPITAL, WACO	
UTAH											
N	N	N	N	N	N	N		N	N	INTERMOUNTAIN FOREST & RANGE	
Y	Y	N	N	N	N	Y	N	N	N	EXPERIMENT STATION	
										DUGWAY PROVING GROUND	
										TECHNICAL LIBRARY	
VERMONT											
Y	Y	Y	N	N	N	N		Y	N	VA LIBRARY, WHITE RIVER JUNCTION	
VIRGINIA											
Y	Y	N	Y	N	N	Y	Y	N	N	NBS CLEARINGHOUSE FOR	
Y	Y	N	N	N	N	N	Y	N	Y	FEDERAL SCIENTIFIC & TECH INFO	
Y	Y	N	N	N	N	N	Y	N	Y	ARMY AVIATION MATERIAL LAB	
Y	Y	Y	Y	N	N	N	Y	N	Y	ARMY COMBAT DEF COMMAND	
Y	Y	Y	Y	N	N	N	Y	N	Y	COMBAT SERVICE SUPPORT GROUP	
Y	Y	Y	N	N	N	N	Y	N	Y	DAHLGREN NAVAL WEAPONS LAB	
Y	Y	Y	N	N	N	N	Y	Y	N	NORFOLK NAVAL SHIPYARD	
Y	Y	Y	N	N	N	N	Y	Y	N	TECHNICAL LIBRARY & CODE 246D4	

TABLE 3B - SELECTED DATA ON EQUIPMENT AND ACTIVITIES OF SPECIAL FEDERAL LIBRARIES,

(In column 2, the numerals refer to the agency code in Appendix 1. In columns 3-6 the numeral 1 indicates available in library,

NAME AND TYPE OF LIBRARY 1	AGENCY CODE 2	EQUIPMENT USED IN LIBRARIES				LIBRARY				
		MICRO-PRINT READING 3	DUPLI-CATING 4	OFFICE COPYING AND MISCEL-LANEOUS 5	DATA PROC. AND/OR INFO. STORAGE & RETRIEVAL 6	CAT. AND CLAS. OF COLLEC-TION 7	ROUT-ING OF NEW JOUR-NALS 8	CIRCULA-TION OF LIBRARY MATE-RIALS 9	REFERENCE AND IN-FORMATION SERVICE 10	INTER-LIBRARY LOAN 11
VIRGINIA (continued)										
NORFOLK NAVY WEATHER RES LAB	317		2	2	2	Y	Y	Y	Y	Y
ARMED FORCES STAFF COLLEGE	497	1	1	2		Y	N	Y	Y	Y
NASA LANGLEY RESEARCH CENTER	902	1	1	1	2	Y	N	Y	Y	Y
NASA, WALLOPS ISLAND	902		2	2		Y	Y	Y	Y	Y
VA HOSPITAL, HAMPTON	947	2	1			Y	Y	Y	Y	Y
VA HOSPITAL, RICHMOND	947		2	2	2	Y	Y	Y	Y	Y
VA HOSPITAL SALEM	947						Y	Y	Y	Y
WASHINGTON										
BUREAU OF YARDS & DOCKS DEPT OF NAVY, NW DIVISION	309	2	2	2		Y	Y	Y	Y	Y
PUGET SOUND NAVAL SHIPYARD ENGINEERING LIBRARY CODE 245.6	309		2			Y	Y	Y	Y	Y
BREMERTON NAVAL HOSPITAL	313					Y	Y	Y	Y	Y
9TH CIRCUIT COURT OF APPEALS SEATTLE	072					Y	N	N	Y	N
VA HOSPITAL SEATTLE	947					N	Y	Y	Y	Y
VA HOSPITAL, VANCOUVER	947		2	2		N	Y	Y	Y	Y
VA HOSPITAL, WALLA WALLA	947					N	Y	Y	Y	Y
VA HOSPITAL, AMERICAN LAKE	947		2	2	2	N	Y	Y	Y	Y
WEST VIRGINIA										
BUREAU OF MINES MORGANTOWN RESEARCH CENTER	623	1	1	1		Y	Y	Y	Y	Y
VA HOSPITAL, CLARKSBURG	947					N	Y	Y	Y	Y
VA HOSPITAL, HUNTINGTON	947	1	2	2		N	Y	Y	Y	Y
VA CENTER, MARTINSBURG	947		2	2		N	Y	Y	Y	Y
WISCONSIN										
FOREST PRODUCTS LAB, MADISON	683	1	2	2	2	Y	Y	Y	Y	Y
VA HOSPITAL, MADISON	947		2	2		Y	Y	Y	Y	Y
VA HOSPITAL, TCMH	947	1				N	Y	Y	Y	Y
VA CENTER, WOOD	947			1		Y	Y	Y	Y	Y
WYOMING										
LARAMIE PETROLEUM RES CENTER	623	1	2	2		Y	Y	Y	Y	Y
ALASKA										
BUREAU OF COMMERCIAL FISHERIES AUKE BAY	621	1	1	1	2	Y	Y	Y	Y	Y
HAWAII & PANAMA CANAL ZONE										
BUREAU OF COMMERCIAL FISHERIES HONOLULU	621	1	2	2		Y	Y	Y	Y	Y
NAVAL AMMUNITION DEPOT QUALITY EVALUATION LAB, OAHU	305	1	2	2	2	Y	Y	Y	Y	N
PEARL HARBOR NAVAL SHIPYARD SHIPYARD TECHNICAL LIBRARY	309					Y	Y	Y	Y	Y
CANAL ZONE LIBRARY MUSEUM	905	1	2	1			Y	Y	Y	Y

BY LIBRARY, FISCAL YEAR 1965 - U.S., BY STATE, EXCLUDING WASHINGTON METROPOLITAN AREA

the numeral 2 indicates available through central facility.) (For footnotes, see page 73 .)

ACTIVITIES										NAME AND TYPE OF LIBRARY	
PREPARA- TION OF ACQUI- SITION LISTS 12	COMPILA- TION OF BIBLIOG- RAPHIES 13	PREPARA- TION OF AB- STRACTS 14	PREPARA- TION OF TRANSLA- TIONS 15	G.P.O. DEPOS- ITORY 16	DOCU- MENTS DEPOS. FOR OTHER AGEN- CIES 17	DOCUMENTS DEPOS. FOR OTHER REPORT SERIES 18	OTHER SER- VICES 19	GENERAL READING COLLEC- TION 20	REGULAR PUBLICA- TION 21		
VIRGINIA (continued)											
Y	Y	Y	N	N	N	N	N	N	Y	Y	NORFOLK NAVY WEATHER RES LAB
Y	Y	N	N	Y	N	N	Y	N	Y	Y	ARMED FORCES STAFF COLLEGE
Y	Y	N	N	N	N	N		N	Y	Y	NASA LANGLEY RESEARCH CENTER
N	Y	N	N	N	N	N	Y	Y	Y	Y	NASA, WALLOPS ISLAND
Y	Y	N	Y	N	N	N					VA HOSPITAL, HAMPTON
Y	Y	N	N	N	N	N	N	Y	N	N	VA HOSPITAL, RICHMOND
Y	Y										VA HOSPITAL, SALEM
WASHINGTON											
Y	Y	Y	N	N	N	Y		N	Y	Y	BUREAU OF YARDS & DOCKS
Y	Y	N	N	N	Y	Y	Y	Y	Y	Y	DEPT OF NAVY, NW DIVISION
Y	Y	N	N	N	N	N	Y	Y	Y	Y	PUGET SOUND NAVAL SHIPYARD
Y	N	N	N	N	N	N		N	N	N	ENGINEERING LIBRARY CODE 245.6
N	Y	N	N	N	N	N	N	Y	Y	Y	BREMERTON NAVAL HOSPITAL
Y	Y	Y	N	N	N	N	N	Y	Y	Y	9TH CIRCUIT COURT OF APPEALS
Y	Y	Y	N	N	N	N	N	Y	Y	Y	SEATTLE
Y	Y	Y	N	N	N	N	N	Y	Y	Y	VA HOSPITAL, SEATTLE
Y	Y	Y	N	N	N	N	N	Y	Y	Y	VA HOSPITAL, VANCOUVER
Y	Y	Y	N	N	N	N	N	Y	Y	Y	VA HOSPITAL, WALLA WALLA
Y	Y	Y	N	N	N	N	N	Y	Y	Y	VA HOSPITAL, AMERICAN LAKE
WEST VIRGINIA											
N	Y	Y	N	N	N	N	Y	N	Y	Y	BUREAU OF MINES
Y	Y	N	N	N	N	N	Y	Y	Y	N	MORGANTOWN RESEARCH CENTER
Y	Y	N	Y	N	N	N				N	VA HOSPITAL, CLARKSBURG
Y	Y	N	N	N	N	N				N	VA HOSPITAL, HUNTINGTON
Y	Y	N	N	N	N	N				N	VA CENTER, MARTINSBURG
WISCONSIN											
Y	Y	Y	N	N	N	N		N	N	N	FOREST PRODUCTS LAB, MADISON
Y	Y	N	N	N	N	N	N	Y	Y	Y	VA HOSPITAL, MADISON
Y	Y	N	N	N	N	N	Y	N	N	N	VA HOSPITAL, TUMAH
Y	Y	N	N	N	N	N		N	N	N	VA CENTER, WOOD
WYOMING											
Y	Y	N	Y	N	N	N	Y	N	Y	Y	LARAMIE PETROLEUM RES CENTER
ALASKA											
Y	Y	Y	N	N	N	Y	Y	Y	Y	Y	BUREAU OF COMMERCIAL FISHERIES
HAWAII & PANAMA CANAL ZONE											
N	Y	N	N	N	N	Y	Y	N	N	N	BUREAU OF COMMERCIAL FISHERIES
Y	Y	N	N	N	N	N	N	N	N	N	HONOLULU
Y	N	N	N	N	N	N		N	N	N	NAVAL AMMUNITION DEPOT
Y	Y	Y	N	Y	N	N	Y	Y	Y	Y	QUALITY EVALUATION LAB, OAHU
Y	Y	Y	N	Y	N	N	Y	Y	Y	Y	PEARL HARBOR NAVAL SHIPYARD
Y	Y	Y	N	Y	N	N	Y	Y	Y	Y	SHIPYARD TECHNICAL LIBRARY
Y	Y	Y	N	Y	N	N	Y	Y	Y	Y	CANAL ZONE LIBRARY MUSEUM

FOOTNOTES FOR TABLE 1A

- 1/ For other holdings, see Annual Report of the Librarian of Congress, 1965. pp. 109-113.
- 2/ Report excludes office and field installations collections.
- 3/ Other holdings include 16 mm film, filmstrips and slide sets.
- 4/ Other holdings include file on Indian photographs and card index to Indian literature and a special collection of Dept. of Interior publications.
- 5/ Other holdings include 150,000 Denver Photographic Library negatives.
- 6/ Other holdings include over 8,000,000 patents of various nations.
- 7/ Other holdings include city, state and regional planning and urban highway planning publications.
- 8/ Report excludes Food and Drug Branch Library.
- 9/ Report excludes other HumRRO Division Libraries. The GWU HumRRO Office and the Military Assistance Institute are not specifically a part of the Department of Defense but operate under contract with DOD. There are other similar contractors not included. These two have been included as examples only.
- 10/ Other holdings include 100,000 Geodetic Control Aerial photographs and 3,000,000 Geodetic Control Data cards.
- 11/ Other holdings include 1235 army studies.
- 12/ Other holdings include 2500 engineering drawings and 2500 photographs.
- 13/ Report excludes Underwater Explosion Research Division. Other holdings include test data envelopes and 270,000 model, propeller and miscellaneous microfilmed plans.
- 14/ Other holdings include 56 sets of foreign language records.
- 15/ Other holdings include Federal supply catalogs and regulations.
- 16/ Report excludes libraries in regional offices. Other holdings include manuals and instruction books, Department of Defense and Federal Aviation Agency specifications and 300,000 Department of Defense nomenclature cards.
- 17/ Other holdings include photographs and approximately 25,000 slides.
- 18/ Other holdings include exhibitions catalogs and museum bulletins.
- 19/ Other holdings include Russian collection, propaganda collection, survey research collection, and agency archives collection.

FOOTNOTES FOR TABLE 1B

- 1/ Other holdings include 77 language tapes and kits.
- 2/ Other holdings include 1250 R & D motion picture reels.
- 3/ Other holdings include 25,000 black and white photo negatives and 5000 slides.
- 4/ Other holdings include 100,000 bibliographic cards on world forestry literature.
- 5/ Other holdings include approximately 10,000 specifications.
- 6/ Other holdings include 3200 training and field manuals for MOS tests.
- 7/ Other holdings include USGS field records and map groups and 130,000 photographs.
- 8/ Other holdings include specifications and standards.
- 9/ Other holdings include 35,000 specifications and standards.
- 10/ Other holdings include 26,340 AIA manufacturers' catalogs.
- 11/ Other holdings include 187,000 drawings and master tracings.
- 12/ Other holdings include Medical Literature Indexes 1881 to present.
- 13/ Other holdings include 15 file cabinets of military and Federal specifications and standards.
- 14/ Other holdings include 500,000 TIP and AD author, subject and source cards.
- 15/ Other holdings include card and book catalogs of other technical libraries.
- 16/ Other holdings include 16 mm film reels and picture files.
- 17/ Other holdings include 28,000 reproducible drawings.
- 18/ Other holdings include 100,000 military and Federal specifications.
- 19/ Other holdings include film library of 2500 reels of motion picture release prints.
- 20/ Other holdings include large clipping file.
- 21/ Other holdings include 205,000 aerial photographs.
- 22/ Other holdings include 5000 electronic instruction books.
- 23/ Other holdings include 10,000 unaccessioned manuals (approximate).
- 24/ Other holdings include 2500 color slides.
- 25/ Other holdings include 290,000 engineering drawings and specifications.
- 26/ Other holdings include pictures, slides and manuscripts.
- 27/ This report excludes MCAS Library, Santa Ana, California.

FOOTNOTES FOR TABLE 3A

- 1/ For other major library services (Col.19), see Annual Report of the Librarian of Congress, 1965, pp. 114-121, 123-133, 152-162.
- 2/ Other services (Col.19) include legislative histories, card bibliography on bookkeeping, catalog card sets supplied to agency field libraries.
- 3/ Other services (Col.19) include preparation and publishing of Index Medicus; translation of foreign biomedical literature and its English publication; recurrent computer bibliographies, decentralized MEDLARS centers.
- 4/ Other services (Col.19) include procurement for bureaus and foreign service post libraries.
- 5/ Other services (Col.19) include maintenance of card index to all current Court of Claims decisions.
- 6/ Other services (Col.19) include main purchasing for all Geological Survey offices.
- 7/ Other services (Col.19) include servicing of library deposits for field agencies including ships and marine centers.
- 8/ Other services (Col.19) include distribution of foreign patents to examiners.
- 9/ Other services (Col.19) include preparation of current reference cards for soil materials pertinent to roads.
- 10/ Other services (Col.19) include original cataloging of Dept. of Labor and International Labor Organization publications for Library of Congress.
- 11/ Other services (Col.19) include cooperative cataloging for Library of Congress.
- 12/ Other services (Col.19) include maintenance of Union Catalog of Books and Union List of Serials in naval libraries in Washington area.
- 13/ Other services (Col.19) include control of classified material controlled by the Bureau of Naval Weapons.
- 14/ Other services (Col.19) include ONI technical intelligence and DDC liaison services.
- 15/ Other services (Col.19) include digesting and indexing of opinions of the Judge Advocate General and the Boards of Review.
- 16/ Other services (Col.19) include preparation of legislative histories of Congressional legislative proposals.
- 17/ Other services (Col.19) include maintenance of antitrust case status file.
- 18/ Other services (Col.19) include administration of Federal Fire Council Fire Safety Library.
- 19/ Other services (Col.19) include preparation of legislative histories of all pertinent legislation.
- 20/ Other services (Col.19) include maintenance of card file of digest of all tax cases from beginning of the court.

FOOTNOTES FOR TABLE 3B

- 1/ Other services (Col.19) include guide talks.
- 2/ Other services (Col.19) include preparation of Guide to NCEL Documents.
- 3/ Other services (Col.19) include DDC services.
- 4/ Other services (Col.19) include support of University of Pennsylvania tenant library and Vitro Biochemistry laboratory library.
- 5/ Other services (Col.19) include training technical employees in techniques of literature searching.
- 6/ Other services (Col.19) include surveillance and acquisition of Chinese science publications with dissemination of abstracts.
- 7/ Other services (Col.19) include distribution of AEC classification guides within Air Force.
- 8/ Other services (Col.19) include JAWTIG Subgroup for weapon data subject heading list.
- 9/ Other services (Col.19) include liaison between U.S. and European libraries.
- 10/ Other services (Col.19) include guided museum tours, lectures and exhibits.

TABLE 4A - SUMMARY DATA ON RESOURCES OF SPECIAL FEDERAL LIBRARIES, FISCAL YEAR 1965 -
WASHINGTON METROPOLITAN AREA

ITEM	TOTAL		NATIONAL		CIVILIAN		DEFENSE		OTHERS	
	AMOUNT	NO	AMOUNT	NO	AMOUNT	NO	AMOUNT	NO	AMOUNT	NO
NO OF LIBRARIES		99		3		29		35		32
VOLUMES AT END OF YEAR	23,769,796	95	15,759,596	3	4,652,521	27	1,620,100	34	1,737,579	31
VOLUMES ADDED DURING YEAR	635,874	83	352,174	3	171,740	24	50,095	29	61,865	27
SERIAL TITLES AT END OF YEAR	227,567	82	139,552	3	50,414	20	15,710	31	21,891	28
SERIALS ADDED DURING YEAR	25,948	43	14,527	3	10,347	13	720	17	354	10
GOVT DOC & TECH RPTS AT END	9,042,298	56	5,292,799	1	463,352	9	2,665,405	27	620,742	19
GOVT DOC & TECH RPTS ADDED	267,093	43	75,000	1	14,996	8	97,772	19	79,325	15
MICROFORMS AT END OF YEAR	1,390,235	49	602,232	2	186,999	15	203,037	20	397,967	12
MICROFORMS ADDED DURING YEAR	122,429	27	50,258	2	8,685	13	12,812	6	50,674	6
VERT FILE IN FEET AT END	55,640	59		8	1,786	14	4,613	22	49,233	22
VERT FILE IN FEET ADDED	367	22			17	6	121	7	229	9
MAPS AT END OF YEAR	4,030,443	28	2,886,455	1	521,006	8	622,460	12	522	7
MAPS ADDED DURING YEAR	140,642	16	103,825	1	35,812	5	979	6	26	4

TABLE 4B - SUMMARY DATA ON RESOURCES OF SPECIAL FEDERAL LIBRARIES, FISCAL YEAR 1965 -
UNITED STATES, EXCLUDING THE WASHINGTON METROPOLITAN AREA

ITEM	TOTAL		CIVILIAN		DEFENSE		VA		OTHERS	
	AMOUNT	NO	AMOUNT	NO	AMOUNT	NO	AMOUNT	NO	AMOUNT	NO
NO OF LIBRARIES		259		42		101		96		20
VOLUMES AT END OF YEAR	9,972,519	257	761,137	42	7,537,821	101	751,697	96	921,864	18
VOLUMES ADDED DURING YEAR	328,079	232	45,660	37	172,821	89	50,338	89	59,260	17
SERIAL TITLES AT END OF YEAR	85,208	239	13,977	41	43,606	93	18,550	89	9,075	16
SERIALS ADDED DURING YEAR	6,615	121	1,541	22	3,268	58	1,264	33	542	8
GOVT DOC & TECH RPTS AT END	5,269,349	138	359,692	26	4,051,132	75	5,575	25	852,950	12
GOVT DOC & TECH RPTS ADDED	570,324	115	18,208	19	461,711	65	922	20	89,483	11
MICROFORMS AT END OF YEAR	3,345,215	90	57,355	21	2,252,068	43	1,094	16	1,034,698	10
MICROFORMS ADDED DURING YEAR	645,550	54	16,101	16	378,204	25	1,119	3	250,126	10
VERT FILE IN FEET AT END	26,227	178	4,948	31	9,292	63	1,111	75	10,876	9
VERT FILE IN FEET ADDED	2,008	74	253	16	317	30	65	22	1,373	6
MAPS AT END OF YEAR	729,051	77	63,901	16	64,124	40	990	17	600,036	4
MAPS ADDED DURING YEAR	34,615	44	4,052	9	6,425	23	120	9	24,018	3

TABLE 5A - MEASURES OF VARIABILITY ON RESOURCES OF SPECIAL FEDERAL LIBRARIES
IN THE WASHINGTON METROPOLITAN AREA, FISCAL YEAR 1965 - CIVILIAN DEPARTMENTS

ITEM	10 PERCENTILE	MEAN	MEDIAN	90 PERCENTILE
VOLUMES AT END OF YEAR	5,072	172,316	100,000	480,366
VOLUMES ADDED DURING YEAR	490	7,156	4,745	12,225
SERIAL TITLES AT END OF YEAR	94	2,521	700	7,500
SERIALS ADDED DURING YEAR	5	796	29	1,780
GOVT DOC & TECH RPTS AT END	570	51,484	5,000	68,455
GOVT DOC & TECH RPTS ADDED	54	1,875	2,050	4,257
MICROFORMS AT END OF YEAR	13	12,467	289	38,025
MICROFORMS ADDED DURING YEAR	1	668	30	2,160
MAPS AT END OF YEAR	45	65,126	1,406	189,924
MAPS ADDED DURING YEAR	5	7,162	10,959	11,825

TABLE 5B - MEASURES OF VARIABILITY ON RESOURCES OF SPECIAL FEDERAL LIBRARIES
IN THE WASHINGTON METROPOLITAN AREA, FISCAL YEAR 1965 - OTHER CIVILIAN AGENCIES

ITEM	10 PERCENTILE	MEAN	MEDIAN	90 PERCENTILE
VOLUMES AT END OF YEAR	8,928	56,051	37,916	99,000
VOLUMES ADDED DURING YEAR	178	2,291	758	4,298
SERIAL TITLES AT END OF YEAR	86	782	510	1,652
SERIALS ADDED DURING YEAR	3	35	25	56
GOVT DOC & TECH RPTS AT END	237	32,671	7,479	50,500
GOVT DOC & TECH RPTS ADDED	16	5,288	800	6,750
MICROFORMS AT END OF YEAR	18	33,164	230	103,323
MICROFORMS ADDED DURING YEAR	26	8,446	169	20,178
MAPS AT END OF YEAR	17	75	100	136
MAPS ADDED DURING YEAR	4	7	10	10

TABLE 5C - MEASURES OF VARIABILITY ON RESOURCES OF SPECIAL FEDERAL LIBRARIES
IN THE WASHINGTON METROPOLITAN AREA, FISCAL YEAR 1965 - DEPARTMENT OF DEFENSE

ITEM	10 PERCENTILE	MEAN	MEDIAN	90 PERCENTILE
VOLUMES AT END OF YEAR	1,377	47,650	21,844	86,000
VOLUMES ADDED DURING YEAR	72	1,727	915	2,850
SERIAL TITLES AT END OF YEAR	92	507	300	885
SERIALS ADDED DURING YEAR	4	42	16	51
GOVT DOC & TECH RPTS AT END	255	98,719	12,000	296,380
GOVT DOC & TECH RPTS ADDED	24	5,146	1,300	7,735
MICROFORMS AT END OF YEAR	10	10,152	705	10,000
MICROFORMS ADDED DURING YEAR	83	2,135	1,000	4,900
MAPS AT END OF YEAR	6	51,872	200	14,900
MAPS ADDED DURING YEAR	6	163	50	440

TABLE 6A - MEASURES OF VARIABILITY ON RESOURCES OF SPECIAL FEDERAL LIBRARIES IN THE U.S.,
EXCLUDING WASHINGTON METROPOLITAN AREA, FISCAL YEAR 1965 -

CIVILIAN DEPARTMENTS AND OTHER AGENCIES EXCLUDING VETERANS ADMINISTRATION

ITEM	10 PERCENTILE	MEAN	MEDIAN	90 PERCENTILE
VOLUMES AT END OF YEAR	3,000	28,050	10,251	70,000
VOLUMES ADDED DURING YEAR	182	1,943	624	4,317
SERIAL TITLES AT END OF YEAR	62	404	250	835
SERIALS ADDED DURING YEAR	5	69	36	100
GOVT DOC & TECH RPTS AT END	154	31,912	11,000	94,540
GOVT DOC & TECH RPTS ADDED	80	3,590	1,550	12,000
MICROFORMS AT END OF YEAR	40	35,228	817	89,679
MICROFORMS ADDED DURING YEAR	8	10,240	375	32,286
MAPS AT END OF YEAR	5	33,197	50	5,100
MAPS ADDED DURING YEAR	2	2,339	25	2,151

TABLE 6B - MEASURES OF VARIABILITY ON RESOURCES OF SPECIAL FEDERAL LIBRARIES IN THE U.S.,
EXCLUDING WASHINGTON METROPOLITAN AREA, FISCAL YEAR 1965 -

DEPARTMENT OF DEFENSE

ITEM	10 PERCENTILE	MEAN	MEDIAN	90 PERCENTILE
VOLUMES AT END OF YEAR	2,514	74,632	12,044	70,230
VOLUMES ADDED DURING YEAR	196	1,942	939	4,236
SERIAL TITLES AT END OF YEAR	61	469	235	835
SERIALS ADDED DURING YEAR	4	56	16	51
GOVT DOC & TECH RPTS AT END	210	54,015	22,423	152,862
GOVT DOC & TECH RPTS ADDED	50	7,103	3,000	12,337
MICROFORMS AT END OF YEAR	50	52,374	4,030	137,890
MICROFORMS ADDED DURING YEAR	15	15,128	504	61,323
MAPS AT END OF YEAR	2	1,603	100	4,000
MAPS ADDED DURING YEAR	5	279	50	200

TABLE 7A - SUMMARY DATA ON OPERATING EXPENDITURES OF SPECIAL FEDERAL LIBRARIES, FISCAL YEAR 1965 -

WASHINGTON METROPOLITAN AREA

ITEM	TOTAL		NATIONAL		CIVILIAN		DEFENSE		OTHERS	
	AMOUNT	NO	AMOUNT	NO	AMOUNT	NO	AMOUNT	NO	AMOUNT	NO
TOTAL OPERATING EXPENSE	44,365,464	91	33,504,641	3	4,691,206	27	2,952,069	32	3,217,548	29
TOTAL SALARIES	31,151,414	87	23,521,888	3	3,373,746	26	2,268,136	30	1,987,644	28
LIBRARY MATERIALS	5,359,043	81	2,839,917	3	926,730	24	549,512	25	1,042,884	29
BINDING	746,495	69	541,332	3	101,414	22	29,122	18	74,627	26
OTHER EXPENSE	7,101,512	64	6,601,504	3	289,316	18	98,299	23	112,393	20

TABLE 7B - SUMMARY DATA ON OPERATING EXPENDITURES OF SPECIAL FEDERAL LIBRARIES, FISCAL YEAR 1965 -

U.S., EXCLUDING WASHINGTON METROPOLITAN AREA

ITEM	TOTAL		CIVILIAN		DEFENSE		VA		OTHERS	
	AMOUNT	NO	AMOUNT	NO	AMOUNT	NO	AMOUNT	NO	AMOUNT	NO
TOTAL OPERATING EXPENSE	13,822,374	250	1,561,297	41	8,121,628	97	2,076,231	95	2,062,218	17
TOTAL SALARIES	8,245,381	248	1,173,977	41	4,483,302	96	1,527,140	94	1,060,962	17
LIBRARY MATERIALS	3,690,885	224	282,855	36	2,148,685	89	448,594	84	810,751	15
BINDING	279,935	203	29,741	38	160,333	65	53,738	89	36,173	11
OTHER EXPENSE	1,600,123	185	74,724	38	1,323,308	73	46,759	62	155,332	12

TABLE 8A - MEASURES OF VARIABILITY ON OPERATING EXPENDITURES OF SPECIAL FEDERAL LIBRARIES IN THE WASHINGTON METROPOLITAN AREA, FISCAL YEAR 1965 -

CIVILIAN DEPARTMENTS

ITEM	10 PERCENTILE	MEAN	MEDIAN	90 PERCENTILE
TOTAL OPERATING EXPENSE	\$ 15,008	\$ 173,748	\$ 96,020	\$ 441,152
TOTAL SALARIES	10,397	129,759	69,575	351,293
LIBRARY MATERIALS	2,887	38,614	20,523	90,217
BINDING	268	4,610	1,500	13,308
OTHER EXPENSE	184	16,073	3,839	54,246

TABLE 8B - MEASURES OF VARIABILITY ON OPERATING EXPENDITURES OF SPECIAL FEDERAL LIBRARIES IN THE WASHINGTON METROPOLITAN AREA, FISCAL YEAR 1965 -

OTHER CIVILIAN AGENCIES

ITEM	10 PERCENTILE	MEAN	MEDIAN	90 PERCENTILE
TOTAL OPERATING EXPENSE	\$ 18,864	\$ 110,950	\$ 50,989	\$ 282,400
TOTAL SALARIES	9,900	70,987	39,450	190,200
LIBRARY MATERIALS	5,900	35,962	15,000	66,600
BINDING	100	2,870	1,000	7,169
OTHER EXPENSE	100	5,620	1,147	16,800

TABLE 8C - MEASURES OF VARIABILITY ON OPERATING EXPENDITURES OF SPECIAL FEDERAL LIBRARIES IN THE WASHINGTON METROPOLITAN AREA, FISCAL YEAR 1965 -

DEPARTMENT OF DEFENSE

ITEM	10 PERCENTILE	MEAN	MEDIAN	90 PERCENTILE
TOTAL OPERATING EXPENSE	\$ 7,950	\$ 92,252	\$ 63,454	\$ 262,069
TOTAL SALARIES	10,910	75,605	40,085	210,701
LIBRARY MATERIALS	967	21,980	12,000	47,500
BINDING	278	1,618	1,000	2,909
OTHER EXPENSE	272	4,274	1,000	9,900

TABLE 9A - MEASURES OF VARIABILITY ON OPERATING EXPENDITURES OF SPECIAL FEDERAL LIBRARIES IN THE U.S.,
EXCLUDING THE WASHINGTON METROPOLITAN AREA, FISCAL YEAR 1965 -

CIVILIAN DEPARTMENTS AND OTHER AGENCIES EXCLUDING VETERANS ADMINISTRATION

ITEM	10 PERCENTILE	MEAN	MEDIAN	90 PERCENTILE
TOTAL OPERATING EXPENSE	\$ 9,075	\$ 62,492	\$ 28,774	\$ 126,764
TOTAL SALARIES	6,360	38,533	19,936	93,504
LIBRARY MATERIALS	1,044	21,443	8,624	38,700
BINDING	200	1,345	800	3,140
OTHER EXPENSE	162	4,601	1,297	8,500

TABLE 9B - MEASURES OF VARIABILITY ON OPERATING EXPENDITURES OF SPECIAL FEDERAL LIBRARIES IN THE U.S.,
EXCLUDING THE WASHINGTON METROPOLITAN AREA, FISCAL YEAR 1965 -

DEPARTMENT OF DEFENSE

ITEM	10 PERCENTILE	MEAN	MEDIAN	90 PERCENTILE
TOTAL OPERATING EXPENSE	\$ 11,385	\$ 83,728	\$ 29,427	\$ 161,023
TOTAL SALARIES	7,374	46,701	23,549	107,898
LIBRARY MATERIALS	1,461	24,143	8,782	45,396
BINDING	243	2,467	1,000	4,250
OTHER EXPENSE	136	18,128	700	9,416

TABLE 10A - SUMMARY DATA ON PERSONNEL OF SPECIAL FEDERAL LIBRARIES, FISCAL YEAR 1965 -

WASHINGTON METROPOLITAN AREA

ITEM	TOTAL		NATIONAL		CIVILIAN		DEFENSE		OTHERS	
	AMOUNT	NO	AMOUNT	NO	AMOUNT	NO	AMOUNT	NO	AMOUNT	NO
TOTAL POSITIONS ^{1/}	2,865	99	1,840	3	445	29	335	35	245	32
PROF, GS9 & BELOW	1,119	86	805	3	121	24	122	31	71	28
PROF, GS10-13	993	80	723	3	116	24	69	25	85	28
PROF, GS14-15	149	17	132	3	10	9	3	3	4	2
PROF, GS16 & ABOVE	42	4	41	3					1	1
NON-PROF, GS5 & BELOW ^{1/}	378	69	78	2	135	23	110	25	55	19
NON-PROF, GS6-8 ^{1/}	145	38	60	2	34	14	22	10	29	12
NON-PROF, GS9 & ABOVE ^{1/}	39	9	1	1	29	4	9	4		
PROF POSITIONS FILLED	2,211	94	1,663	3	230	28	171	31	147	32
PROF POSITIONS VACANT	92	27	38	2	17	8	23	10	14	7
NON-PROF POSITIONS FILLED ^{1/}	521	77	128	2	184	25	127	27	82	23
NON-PROF POSITIONS VACANT ^{1/}	41	15	11	1	14	6	14	7	2	1

^{1/} Does not include Non-Professional Positions in Library of Congress.

TABLE 10B - SUMMARY DATA ON PERSONNEL OF SPECIAL FEDERAL LIBRARIES, FISCAL YEAR 1965 -
UNITED STATES, EXCLUDING WASHINGTON METROPOLITAN AREA

ITEM	TOTAL		CIVILIAN		DEFENSE		VA		OTHERS	
	AMOUNT	NO	AMOUNT	NO	AMOUNT	NO	AMOUNT	NO	AMOUNT	NO
TOTAL POSITIONS	1,019	256	134	42	556	100	198	95	131	19
PROF, GS9 & BELOW	416	219	46	31	202	87	137	88	31	13
PROF, GS10-13	233	117	34	23	129	47	36	35	34	12
PROF, GS14-15	5	3			4	2			1	1
PROF, GS16 & ABOVE										
NON-PROF, GS5 & BELOW	309	106	43	20	201	55	24	22	41	9
NON-PROF, GS6-8	46	26	9	4	19	14			18	8
NON-PROF, GS9 & ABOVE	10	6	2	2	1	1	1	1	6	2
PROF POSITIONS FILLED	627	244	75	38	325	97	167	92	60	17
PROF POSITIONS VACANT	27	24	5	4	10	10	6	6	6	4
NON-PROF POSITIONS FILLED	350	114	51	21	220	59	24	22	55	12
NON-PROF POSITIONS VACANT	15	7	3	3	1	1	1	1	10	2

TABLE 11 - SUMMARY DATA ON CHIEF LIBRARIANS OF SPECIAL FEDERAL LIBRARIES, FISCAL YEAR 1965

	TOTAL LIBRARIES	WASHINGTON METROPOLITAN AREA				UNITED STATES, EXCLUDING WASHINGTON METROPOLITAN AREA			
		NATIONAL	CIVILIAN	DEFENSE	OTHERS	CIVILIAN	DEFENSE	VA	OTHERS
1410 SERIES	303	1	27	30	25	34	85	89	12
OTHER SERIES	55	2	2	5	7	8	16	7	8
BELOW GS9	56			6	2	8	16	18	6
GS9-11	202		10	13	13	25	58	78	5
GS12-13	82		11	13	15	9	26		8
GS14-15	15		8	3	2		1		1
GS16 & UP	3	3							

TABLE 12

SUBJECT AREAS OF COLLECTIONS
OF SPECIAL FEDERAL LIBRARIES
FISCAL YEAR 1965

SUBJECT AREAS	NUMBER OF LIBRARIES REPORTING	
	AS PRIMARY SUBJECT AREA	AMONG 3 MOST SIGNIFICANT SUBJECT AREAS
LANGUAGE, LINGUISTICS	1	2
LIBRARY SCIENCE, DOCUMENTATION, INFORMATION RETRIEVAL	2	3
STATISTICS & ACCOUNTING	2	8
ARCHITECTURE	1	2
FINE ARTS	2	5
SOCIAL SCIENCES - GENERAL	2	12
EDUCATION	2	8
SOCIAL WORK	0	9
PSYCHOLOGY	10	4
ANTHROPOLOGY	1	1
CRIMINOLOGY & PENOLOGY	1	1
ADMINISTRATION, PERSONNEL	4	36
ECONOMICS	4	18
BUSINESS, COMMERCE, INDUSTRIAL RELATIONS	4	9
POLITICAL SCIENCE & PUBLIC ADMINISTRATION	4	15
INTERNATIONAL RELATIONS & DIPLOMACY	2	7
LAW	25	34
PATENT LAW, PATENTS	0	1
HISTORY, INCL. AMERICAN HISTORY	5	17

SUBJECT AREAS	NUMBER OF LIBRARIES REPORTING	
	AS PRIMARY SUBJECT AREA	AMONG 3 MOST SIGNIFICANT SUBJECT AREAS
SCIENCE - GENERAL	17	42
MATH	0	25
PHYSICS	6	29
CHEMISTRY	9	30
AGRICULTURE	2	3
CONSERVATION (Incl. FORESTRY, IRRIGATION, POLL. CONTROL, etc.)	6	10
BIOLOGICAL SCIENCE - GENERAL	4	24
ZOOLOGY, BOTANY, VETERINARY MEDICINE	6	14
GEOGRAPHY	5	7
GEOLOGY	7	9
OCEANOGRAPHY	2	10
ECOLOGY, ENVIRONMENTAL SCIENCES, FOOD TECHNOLOGY	4	11
CIVIL ENGINEERING	2	6
AEROSPACE & AERON. ENGINEERING	19	25
ELECTRICAL ENGINEERING & ELECTRONICS	9	19
ALL OTHER ENGINEERING, OR NOT SPECIFIED ENGINEERING	34	70
MILITARY SCIENCE (INCLUDING INTELLIGENCE)	21	42
NAVAL ARCH. & SUBMARINE DESIGN	4	19
MEDICINE	122	138
NURSING	0	31
PARAMEDICAL FIELDS, DENTISTRY, PUBLIC HEALTH	0	17

A P P E N D I C E S

Technical Notes

Agency Code

User Occupation and Subject Area Code

Pay Scale of the Civil Service Classification Act

Directory of Special Federal Libraries

Report Form

TECHNICAL NOTES

AGENCY CODE:--In order to classify Special Federal libraries, an agency code, based on the U.S. Government Organization Manual, was developed. Libraries of civilian executive departments appear in the order of the date of establishment of the departments they serve. Other civilian agency libraries, including those serving Congress, the Office of the President, and the Judiciary, appear in U.S. Government Manual sequence and the independent agencies in alphabetical order. The Department of Defense organization was grouped into Department of Defense proper, Departments of the Army, Navy and Air Force, followed by other defense agencies.

USER OCCUPATION AND SUBJECT AREA CODE:--The major occupations of the Special Federal library clientele and the significant subject areas of the collections were grouped into ten general categories. Five of these categories cover the sciences and technology and the remainder cover the other major disciplines.

ARRANGEMENT OF TABLES:--Institutional data for Special Federal libraries are given in tables 1A and 1B, 2A and 2B, and 3A and 3B. In these tables, libraries in the D.C. Metropolitan area are listed according to the agencies they serve and in the United States they are listed first by State and then according to the agencies they serve.

For comparative purposes, several of the text and basic tables are divided into two regions, the D.C. Metropolitan Area (comprising the District of Columbia and the adjoining counties in Maryland and Virginia) and the Aggregate United States (comprising the non-adjoining counties in Maryland and Virginia and the 48 other States.

FOOTNOTES:--In tables 1A and 1B, footnotes were limited to the branches not directly included in the Survey and to "other holdings" which did not fall into the standard categories.

In the directory tables 3A and B, the footnotes describe major library services rendered which were not specified in the report form.

ESTIMATES:--Estimated budget data in tables 2A and 2B are indicated by the letter "E" in the appropriate columns.

INDEX OF SPECIAL FEDERAL LIBRARIES:--For cross reference purposes, libraries are listed in the Index by agency and within agencies alphabetically by State.

A G E N C Y C O D E

CIVILIAN EXECUTIVE DEPARTMENTS

107 Department of State

149 Department of the Treasury
164 Internal Revenue Service

530 Department of Justice
532 Deputy Attorney General
537 Civil Division
546 Bureau of Prisons

563 Post Office Department

594 Department of the Interior
610 Office of Geography
621 Bureau of Commercial Fisheries
623 Bureau of Mines
624 Geological Survey
627 National Park Service
631 Bureau of Reclamation
632 Bonneville Power Administration

675 Department of Agriculture
683 Forest Service
697 Agricultural Research Service

732 Department of Commerce
743 Bureau of the Census
744 Coast and Geodetic Survey
746 Office of Field Services
749 Maritime Administration
750 Patent Office
751 Bureau of Public Roads
753 National Bureau of Standards
755 Weather Bureau

767 Department of Labor
787 Solicitor of Labor

802 Department of Health, Education, and Welfare
805 Public Health Service
807 Bureau of Medical Services
809 National Institutes of Health
810 National Library of Medicine
818 Social Security Administration

855 Department of Housing and Urban Development-
Federal Housing Administration

OTHER CIVILIAN AGENCIES

061 General Accounting Office
063 Library of Congress
071 U. S. Supreme Court
072 U. S. Court of Appeals
093 Bureau of the Budget

862 Atomic Energy Commission
864 Civil Aeronautics Board
867 Export-Import Bank of Washington
874 Federal Aviation Agency
875 Federal Communications Commission
876 Federal Deposit Insurance Corporation
877 Federal Home Loan Bank Board
884 Federal Reserve System
888 Federal Trade Commission

OTHER CIVILIAN AGENCIES (continued)

889 General Services Administration

901 Interstate Commerce Commission
902 National Aeronautics and Space
Administration
903 National Labor Relations Board
904 National Science Foundation
905 Panama Canal Company
906 Railroad Retirement Board
908 Selective Service Commission
909 Small Business Administration
910 Smithsonian Institution
913 Tax Court of the U. S.
914 Tennessee Valley Authority
916 U. S. Civil Service Commission
926 U. S. Information Agency
928 Veterans Administration
947 VA Field Station Activities

DEPARTMENT OF DEFENSE

180 Department of Defense
188 Defense Research and Engineering
218 Joint Chiefs of Staff
224 Court of Military Appeals

231 Department of the Army
237 Research and Development
259 General Staff
261 Special Staff
267 Army Materiel Command
269 Army Combat Developments Command
271 Army Strategic Communications Command
273 Army Security Agency

287 Department of the Navy
295 Chief of Naval Operations
297 Office of Chief of Naval Operations
303 Chief of Naval Material
305 Bureau of Naval Weapons
307 Bureau of Ships
309 Bureau of Yards and Docks
311 Bureau of Supplies and Accounts
313 Bureau of Medicine and Surgery
315 Bureau of Naval Personnel
317 Office of Naval Research
322 Judge Advocate General
341 Marine Corps

364 Department of the Air Force
438 Personnel
444 Research and Development
448 Field Organization
452 Logistics Command
454 Systems Command
460 Continental Air Command
474 Overseas Commands
476 Separate Operating Agencies

479 Department of Defense Agencies and
Joint Service Schools
481 Defense Atomic Support Agency
487 Defense Intelligence Agency
489 Defense Supply Agency
497 Armed Forces Staff College

USER OCCUPATION AND SUBJECT AREA CODE

00 LANGUAGE, LINGUISTICS, COMMUNICATIONS	60 AGRICULTURE
01 LIBRARY SCIENCE, DOCUMENTATION, INFORMATION RETRIEVAL	61 CONSERVATION (incl. FORESTRY, IRRIGATION, POLL CONTROL, etc.)
02 STATISTICS	62 BIOLOGICAL SCIENCE - GENERAL
03 ACCOUNTING	63 ZOOLOGY, BOTANY, NATURALISTS
04 MISCELLANEOUS	64 VETERINARY MEDICINE
10 SOCIAL SCIENCES - GENERAL	70 GEOGRAPHY
11 EDUCATION	71 GEOLOGY, METALLURGY
12 SOCIAL WORK	72 OCEANOGRAPHY, HYDROLOGY
13 PSYCHOLOGY	73 ECOLOGY, ENVIRONMENTAL SCIENCES, METEOROLOGY
14 ANTHROPOLOGY	74 FOOD TECHNOLOGY
15 CRIMINOLOGY & PENOLOGY	
20 ADMINISTRATION, PERSONNEL	80 CIVIL ENGINEERING
21 ECONOMICS	81 AEROSPACE & AERON. ENGINEERING
22 BUSINESS, COMMERCE, INDUSTRIAL RELATIONS	82 ELECTRICAL ENGINEERING & ELECTRONICS
23 POLITICAL SCIENCE & PUBLIC ADMINISTRATION	83 ENGINEERING-GENERAL AND OTHER ENGINEERING
24 INTERNATIONAL RELATIONS & DIPLOMACY	84 MILITARY SCIENCE (INCLUDING INTELLIGENCE)
 	85 NAVAL ARCHITECTURE, SUBMARINE DESIGN
30 LAW	
31 PATENT LAW, PATENTS	90 MEDICINE
32 HISTORY, EXCEPT AMERICAN HISTORY	91 NURSING
33 AMERICAN HISTORY	92 PARAMEDICAL FIELDS (MEDICAL TECHNICIAN, PHARMACY, etc.)
34 ARCHIVES, ARCHEOLOGY	93 DENTISTRY
 	94 PUBLIC HEALTH
40 RECREATION	
41 ARCHITECTURE	
42 FINE ARTS	
43 MUSEUMS, CURATORS	
50 SCIENCE - GENERAL	
51 MATH	
52 PHYSICS	
53 CHEMISTRY	
54 ASTRONOMY	

THE PAY SCALES OF THE CLASSIFICATION ACT OF 1949,
AS AMENDED BY THE FEDERAL EMPLOYEES SALARY ACT OF 1965,
EFFECTIVE OCTOBER 11, 1965

(The top line opposite each grade number shows the rates which become effective on October 11, 1965. The second line shows the rates in effect since July 6, 1964.)

GENERAL SCHEDULE-BASIC PER ANNUM RATES

Grade	1	2	3	4	5	6	7	8	9	10	Amt. of within grade inc.
1	3507	3626	3745	3864	3983	4102	4221	4340	4459	4578	119
	3385	3500	3615	3730	3845	3960	4075	4190	4305	4420	115
2	3814	3943	4072	4201	4330	4459	4588	4717	4846	4975	129
	3680	3805	3930	4055	4180	4305	4430	4555	4680	4805	125
3	4149	4289	4429	4569	4709	4849	4989	5129	5269	5409	140
	4005	4140	4275	4410	4545	4680	4815	4950	5085	5220	135
4	4641	4797	4953	5109	5265	5421	5577	5733	5889	6045	156
	4480	4630	4780	4930	5080	5230	5380	5530	5680	5830	150
5	5181	5352	5523	5694	5865	6036	6207	6378	6549	6720	171
	5000	5165	5330	5495	5660	5825	5990	6155	6320	6485	165
6	5702	5894	6086	6278	6470	6662	6854	7046	7238	7430	192
	5505	5690	5875	6060	6245	6430	6615	6800	6985	7170	185
7	6269	6476	6683	6890	7097	7304	7511	7718	7925	8132	207
	6050	6250	6450	6650	6850	7050	7250	7450	7650	7850	200
8	6869	7097	7325	7553	7781	8009	8237	8465	8693	8921	228
	6630	6850	7070	7290	7510	7730	7950	8170	8390	8610	220
9	7479	7733	7987	8241	8495	8749	9003	9257	9511	9765	254
	7220	7465	7710	7955	8200	8445	8690	8935	9180	9425	245
10	8184	8464	8744	9024	9304	9584	9864	10144	10424	10704	280
	7900	8170	8440	8710	8980	9250	9520	9790	10060	10330	270
11	8961	9267	9573	9879	10185	10491	10797	11103	11409	11715	306
	8650	8945	9240	9535	9830	10125	10420	10715	11010	11305	295
12	10619	10987	11355	11723	12091	12459	12827	13195	13563	13931	368
	10250	10605	10960	11315	11670	12025	12380	12735	13090	13445	355
13	12510	12945	13380	13815	14250	14685	15120	15555	15990	16425	435
	12075	12495	12915	13335	13755	14175	14595	15015	15435	15855	420
14	14680	15188	15696	16204	16712	17220	17728	18236	18744	19252	508
	14170	14660	15150	15640	16130	16620	17110	17600	18090	18580	490
15	17055	17645	18235	18825	19415	20005	20595	21185	21775	22365	590
	16460	17030	17600	18170	18740	19310	19880	20450	21020	21590	570
16	19619	20297	20975	21653	22331	23009	23687	24365	25043		678
	18935	19590	20245	20900	21555	22210	22865	23520	24175		655
17	22217	22994	23771	24548	25325						777
	21445	22195	22945	23695	24445						750
18	25362										
	24500										

DIRECTORY OF SPECIAL LIBRARIES SERVING THE FEDERAL GOVERNMENT,
FISCAL YEAR 1965 - WASHINGTON METROPOLITAN AREA

NATIONAL LIBRARIES

LIBRARY OF CONGRESS
WASHINGTON, D C 20012

NATL AGRICULTURAL LIBRARY
DEPT OF AGRICULTURE
WASHINGTON, D C 20250

NATL LIBRARY OF MEDICINE
8600 ROCKVILLE PIKE
BETHESDA, MD 20014

CIVILIAN DEPARTMENTS

DEPT OF STATE
LIBRARY
WASHINGTON, D C 20520

TREASURY DEPT
LIBRARY
WASHINGTON, D C 20220

INTERNAL REVENUE SERVICE
LIBRARY
1111 CONSTITUTION AVE, NW
WASHINGTON, D C 20224

DEPT OF JUSTICE
MAIN LIBRARY
WASHINGTON, D C 20530

DEPT OF JUSTICE
CIVIL DIVISION LIBRARY
WASHINGTON, D C 20530

BUREAU OF PRISONS
LIBRARY
WASHINGTON, D C 20530

POST OFFICE DEPT
LIBRARY
WASHINGTON, D C 20260

DEPT OF INTERIOR
LIBRARY
C ST BETWEEN 18 & 19 ST NW
WASHINGTON, D C 20240

CIVILIAN DEPARTMENTS (continued)

OFFICE OF GEOGRAPHY
LIBRARY
WASHINGTON, D C 20240

BUREAU OF MINES
RESEARCH CENTER LIBRARY
COLLEGE PARK, MD 20740

GEOLOGICAL SURVEY
LIBRARY
WASHINGTON, D C 20242

DEPT OF COMMERCE
LIBRARY
WASHINGTON, D C 20230

BUREAU OF THE CENSUS
LIBRARY
SUITLAND, MD
MAIL ADD WASHINGTON, D C 20233

COAST & GEODETIC SURVEY
ESSA, DEPT OF COMMERCE
LIBRARY
WASHINGTON SCIENCE CENTER
ROCKVILLE, MD 20852

MARITIME ADMINISTRATION
LIBRARY
ROOM 4463, GAO BLDG
441 G ST, NW
WASHINGTON, D C 20235

PATENT OFFICE
SCIENTIFIC LIBRARY
DEPT OF COMMERCE
14TH & E STS, NW
WASHINGTON, D C 20231

PATENT OFFICE
RESEARCH & DEVELOPMENT LIBRARY
1406 G ST, NW
WASHINGTON, D C 20231

D.C. METROPOLITAN AREA

CIVILIAN DEPARTMENTS (continued)

BUREAU OF PUBLIC ROADS
LIBRARY
MATOMIC BLDG
1717 H ST, NW
WASHINGTON, D C 20235

NATL BUREAU OF STANDARDS
LIBRARY
WASHINGTON, D C 20234

WEATHER BUREAU LIBRARY
ENVIRONMENTAL SCI SERVICE ADMIN
DEPT OF COMMERCE
SUITLAND, MD 20233

DEPT OF LABOR
LIBRARY
WASHINGTON, D C 20210

DEPT OF LABOR LAW LIBRARY
OFFICE OF SOLICITOR
14TH & CONSTITUTION
WASHINGTON, D C 20210

DEPT OF HEALTH, ED & WELFARE
LIBRARY
WASHINGTON, D C 20201

PUBLIC HEALTH SERVICE
DIVISION OF CHRONIC DISEASES
DEPT OF HEALTH, ED, & WELFARE
DIVISION OF CHRONIC DISEASES
WASHINGTON, D C 20201

PUBLIC HEALTH SERVICE
RADIOLOGICAL HEALTH LAB LIBRARY
1901 CHAPMAN AVE
ROCKVILLE, MD 20852

FREEDMEN'S HOSPITAL
SCHOOL OF NURSING
LIBRARY
WASHINGTON, D C

NATL INSTITUTES OF HEALTH
LIBRARY
BETHESDA, MD 20014

NATL INST OF MENTAL HEALTH
RESEARCH GRANTS BRANCH
LIBRARY
BETHESDA, MD 20014

CIVILIAN DEPARTMENTS (continued)

FEDERAL HOUSING ADMINISTRATION
LIBRARY
WASHINGTON, D C 20411

DEPARTMENT OF DEFENSE

GEORGE WASHINGTON UNIVERSITY
HUMAN RESOURCES OFFICE
LIBRARY
300 N WASHINGTON ST
ALEXANDRIA, VA 22314

SPECIAL PROJECTS OFFICE
TECHNICAL LIBRARY
ROOM 3245 MUNITIONS BLDG
WASHINGTON, D C 20360

WEAPONS SYSTEMS EVALUATION GRP
UNCLASSIFIED DOCUMENT LIBRARY
400 ARMY NAVY DRIVE
ARLINGTON, VA

MILITARY ASSISTANCE INSTITUTE
LIBRARY
TYLER BLDG, ARLINGTON TOWERS
ARLINGTON, VA 22209

COURT OF MILITARY APPEALS
LIBRARY
WASHINGTON, D C 20442
ARMY

DEPT OF DEFENSE, ARMY MAP SERV
GEODETIC LIBRARY
BETHESDA, MD 20315

ADJUTANT GENERALS OFFICE
ARMY LIBRARY
DEPT OF ARMY
ROOM 1A518, PENTAGON
WASHINGTON, D C 20310

ARMY CHIEF OF ENGINEERS
LIBRARY
BUILDING T-7
WASHINGTON, D C 20315

WALTER REED ARMY INST OF RES
LIBRARY
WALTER REED ARMY MEDICAL CENTER
WASHINGTON, D C 20012

D.C. METROPOLITAN AREA

DEPARTMENT OF DEFENSE (continued)

DEPARTMENT OF DEFENSE (continued)

ARMY

WALTER REED GENERAL HOSPITAL
MEDICAL LIBRARY
WASHINGTON D C 20012

NAVY

NAVY DEPARTMENT
LIBRARY
ROOM 1241, MAIN NAVY BLDG
WASHINGTON, D C 20360

NAUTICAL CHART LIBRARY
SUITLAND, MD

NAVAL OBSERVATORY
LIBRARY
WASHINGTON, D C 20390

NAVAL OCEANOGRAPHIC OFFICE
LIBRARY CODE 1640
WASHINGTON, D C 20390

NATL OCEANOGRAPHIC DATA CENTER
WASHINGTON, D. C. 20390

NAVAL EXPL ORD DISPOSAL FACILITY
TECHNICAL LIBRARY
INDIAN HEAD, MD 20640

NAVAL PROPELLANT PLANT
TECHNICAL LIBRARY
INDIAN HEAD, MD 20640

BUREAU OF NAVAL WEAPONS
TECHNICAL LIBRARY
WASHINGTON, D C 20360

NAVAL SHIP SYSTEMS COMMAND
TECHNICAL LIBRARY %SHIPS-2021□
WASHINGTON, D C 20360

DAVID TAYLOR MODEL BASIN
CENTRAL LIBRARY
CARDEROCK, MD 20007

BUREAU OF YARDS & DOCKS
TECHNICAL LIBRARY
DEPT OF THE NAVY
WASHINGTON, D C 20390

NAVY BUREAU OF SUPPLIES & ACCTS
LIBRARY
0326 MAIN NAVY BLDG
WASHINGTON, D C 20360

NAVY

EDWARD RHODES STITT LIBRARY
NAVAL MEDICAL SCHOOL
NATL NAVAL MEDICAL CENTER
BETHESDA, MD 20014

NAVAL MEDICAL RESEARCH INST
TECHNICAL REFERENCE LIBRARY
BETHESDA, MD 20014

BUREAU OF NAVAL PERSONNEL
TECHNICAL LIBRARY
WASHINGTON, D C 20370

NAVAL PERSONNEL PROGRAM SUPPORT
PERSONNEL RESEARCH LAB TECH LIB
NAVY YARD, BLDG 200, RM 3308
WASHINGTON, D C 20390

NAVAL PERSONNEL PROGRAM SUPPORT
TRAINING PUBLICATIONS DIVISION
NAVY YARD, BLDG 220
WASHINGTON, D C 20390

NAVAL RESEARCH LAB
TECHNICAL LIBRARY
WASHINGTON, D C 20360

OFFICE OF THE NAVY
JUDGE ADVOCATE GENERAL LIBRARY
ROOM 2E349 PENTAGON
WASHINGTON, D C 20350

AIR FORCE

AIR FORCE
OFFICE OF SCIENTIFIC RESEARCH
RESEARCH LIBRARY
WASHINGTON, D C 20333

AIR FORCE SYSTEMS COMMAND
HEADQUARTERS LIBRARY
ANDREWS AIR FORCE BASE
WASHINGTON, D C 20331

DOD AGENCIES

DEFENSE ATOMIC SUPPORT AGENCY
TECHNICAL LIBRARY
WASHINGTON, D C 20301

DEFENSE INTELLIGENCE AGENCY
INTELLIGENCE LIBRARY
WASHINGTON, D C 20301

D.C. METROPOLITAN AREA

DEPARTMENT OF DEFENSE (continued)

NAVY

NAVAL DEFENSE INTELLIGENCE SCH
NAVAL STA ANACOSTIA ANNEX
LIBRARY
WASHINGTON, D C 20390

DEFENSE DOCUMENTATION CENTER
TECHNICAL REFERENCE LIBRARY
CAMERON STATION, BLDG 5
ALEXANDRIA, VA 22314

DEF SUPPLY AGENCY, CAMERON STA
LIBRARY
ALEXANDRIA, VIRGINIA 22304

OTHER AGENCIES

GENERAL ACCOUNTING OFFICE
LAW LIBRARY
WASHINGTON, D C 20548

SUPREME COURT
LIBRARY
WASHINGTON, D C 20543

BUREAU OF THE BUDGET
LIBRARY
EXECUTIVE OFFICE BLDG
17TH & PENN AVE
WASHINGTON, D C 20503

ATOMIC ENERGY COMMISSION
LIBRARY
GERMANTOWN, MD 20545

ATOMIC ENERGY COMMISSION
LAW LIBRARY
GERMANTOWN, MD 20545

CIVIL AERONAUTICS BOARD
LIBRARY
1825 CONNECTICUT AVE, NW RM 914
WASHINGTON, D C 20428

EXPORT-IMPORT BANK OF WASH
LIBRARY
811 VERMONT AVE, NW
WASHINGTON, D C 20571

FEDERAL AVIATION AGENCY
LIBRARY
800 INDEPENDENCE AVE
WASHINGTON, D C 20553

OTHER AGENCIES (continued)

FEDERAL COMMUNICATIONS COMM
LIBRARY
WASHINGTON, D C 20554

FEDERAL DEPOSIT INS CORP
LIBRARY
550 17TH ST NE
WASHINGTON, D C 20429

FEDERAL HOME LOAN BANK BOARD
LAW LIBRARY
ROOM 869, 101 INDIANA AVE NW
WASHINGTON, D C 20552

FEDERAL HOME LOAN BANK BOARD
OFFICE OF RESEARCH & HOME FIN
LIBRARY
WASHINGTON, D C 20552

FEDERAL RESERVE SYSTEM
RESEARCH LIBRARY
WASHINGTON, D C 20551

FEDERAL TRADE COMMISSION
LIBRARY
6TH & PENNSYLVANIA AVE NW
WASHINGTON, D C 20580

GENERAL SERVICES ADMINISTRATION
CENTRAL OFFICE LIBRARY
WASHINGTON, D C 20405

INTERSTATE COMMERCE COMMISSION
LIBRARY
WASHINGTON, D C 20423

NATL AERONAUTICS & SPCE AGENCY
HEADQUARTERS, TECHNICAL LIB
WASHINGTON, D C 20546

GODDARD SPACE FLIGHT CENTER
LIBRARY
GREENBELT, MD 20771

NATL LABOR RELATIONS BOARD
LIBRARY
WASHINGTON, D C 20570

NATL SCIENCE FOUNDATION
LIBRARY
1800 G ST NW
WASHINGTON, D C 20550

D.C. METROPOLITAN AREA
OTHER AGENCIES (continued)

RAILROAD RETIREMENT BOARD
LIBRARY
WASHINGTON, D C 20004

SELECTIVE SERVICE SYSTEM
NATIONAL HEADQUARTERS
REFERENCE LIBRARY
WASHINGTON, D C 20435

SMALL BUSINESS ADMINISTRATION
REFERENCE LIBRARY
811 VERMONT AVE NW
WASHINGTON, D C 20416

SMITHSONIAN INSTITUTE
LIBRARY
WASHINGTON, D C 20560

FREER GALLERY OF ART
LIBRARY
WASHINGTON, D C 20560

NATL GALLERY OF ART
LIBRARY
WASHINGTON, D C 20565

TAX COURT OF THE US
LIBRARY
WASHINGTON, D C 20044

CIVIL SERVICE COMMISSION
LIBRARY
WASHINGTON, D C 20415

US INFORMATION AGENCY
AGENCY LIBRARY
WASHINGTON, D C 20547

VA HOSPITAL, WASHINGTON DC
LIBRARY
WASHINGTON, D C 20422

VETERANS ADMINISTRATION
LAW LIBRARY
WASHINGTON, D C 20420

VETERANS ADMINISTRATION
MED & GEN REFERENCE LIBRARY
WASHINGTON, D C 20420

VA/DM&S LIBRARY SYSTEM
VETERANS ADMINISTRATION
WASHINGTON, D. C. 20420

DIRECTORY OF SPECIAL LIBRARIES SERVING THE FEDERAL GOVERNMENT,
FISCAL YEAR 1965

UNITED STATES, EXCLUDING WASHINGTON METROPOLITAN AREA

CIVILIAN DEPARTMENTS

OFFICE OF US ATTORNEY, CHICAGO
LIBRARY
219 S DEARBORN
CHICAGO, ILL 60604

NATL PARK SERVICE
SOUTHWEST ARCHEOL CENTER
LIBRARY
P O BOX 1562
GLOBE, ARIZONA 85501

BUREAU OF COMMERCIAL FISHERIES
BIOLOGICAL LAB, WOODS HOLE
LIBRARY
WOODS HOLE, MASS 02543

BUREAU OF COMMERCIAL FISHERIES
BIOLOGICAL LAB, GALVESTON
LIBRARY, FISH & WILDLIFE SERV
GALVESTON, TEXAS 77552

BUREAU OF COMMERCIAL FISHERIES
AUKE BAY
FISHERIES RESEARCH LIBRARY
AUKEBAY, ALASKA 99821

BUREAU OF COMMERCIAL FISHERIES
HONOLULU
LIBRARY, FISH & WILDLIFE SERV
HONOLULU, HAWAI 96812

TUSCALOOSA METALLURGY RES LAB
LIBRARY
TUSCALOOSA, ALABAMA

BUREAU OF MINES
TWIN CITIES RES CTRS
LIBRARY
MINNEAPOLIS, MINN

BUREAU OF MINES
PETROLEUM RESEARCH CENTER
LIBRARY, P O BOX 1398
BARTLESVILLE, OKLAHOMA 74004

CIVILIAN DEPARTMENTS (continued)

ALBANY METALLURGY RES CENTER
TECHNICAL ENGINEERING LIBRARY
BUREAU OF MINES
ALBANY, OREGON 97321

BUREAU OF MINES
PITTSBURGH RESEARCH CENTER
LIBRARY
4800 FORBES AVE
PITTSBURGH, PA 15213

BUREAU OF MINES
MORGANTOWN RESEARCH CENTER
MORGANTOWN, WEST VIRGINIA

LARAMIE PETROLEUM RES CENTER
LIBRARY
LARAMIE, WYOMING

GEOLOGICAL SURVEY, DENVER
LIBRARY, BLDG 25
DENVER FEDERAL CENTER
DENVER, COLO 80225

NATIONAL PARK SERVICE
MIDWEST REGIONAL OFFICE
LIBRARY
OMAHA, NEBRASKA

BUREAU OF RECLAMATION
LIBRARY, BLDG 53
DENVER FEDERAL CENTER
DENVER, COLORADO 80225

DEPT OF INTERIOR
BONNEVILLE POWER ADMIN
LIBRARY
P O BOX 3621
PORTLAND, OREGON 97208

PACIFIC SW FOREST SERVICE
FOREST & RANGE EXPERIMENT STA
USDA AGENCY FIELD LIBRARY
BERKELEY, CALIF 94701

AGGREGATE U.S. EXCLUDING D.C. METROPOLITAN AREA
CIVILIAN DEPARTMENTS (continued) CIVILIAN DEPARTMENTS (continued)

SOUTHERN FOREST EXPER STA
LIBRARY
RM T-10210 FED OFF BLDG
NEW ORLEANS, LA 70113

SE FOREST SERVICE
FOREST EXP. STATION
LIBRARY
ASHEVILLE, N C 28802

PACIFIC NW FOREST SERVICE
FOREST & RANGE EXPERIMENT STA.
LIBRARY
908 N E 6TH AVENUE
PORTLAND, OREGON 97208

NORTHEAST FOREST SERVICE
FOREST EXPERIMENT STATION
LIBRARY
102 MOTORS AVE
UPPER DARBY, PA 19082

INTERMOUNTAIN FOREST & RANGE
EXPERIMENT STATION
STATION REGION LIBRARY
OGDEN, UTAH 84401

FOREST PRODUCTS LAB, MADISON
LIBRARY
MADISON, WIS 53705

AGRICULTURAL RESEARCH SERVICE
WESTERN REG RESEARCH LAB
800 BUCHANAN ST
ALBANY, CALIF 94710

DEPT OF AGRICULTURE
NORTHERN UTILIZATION RES & DEV
ARS LIBRARY
1815 N UNIVERSITY
PEORIA, ILL 61604

NATL ANIMAL DISEASE LAB
LIBRARY
P O BOX 70, AMES, IOWA 50011

DEPT OF AGRICULTURE
PLUM ISL ANIMAL DISEASE LAB
LIBRARY
PLUM ISLAND, N Y 11944

DEPT OF AGRICULTURE
EASTERN UTILIZATION RES & DEV
LIBRARY
WYNDOMOOR, PA 19118

ENVIRON SCIENCE SERV ADMIN
BOULDER LABORATORIES LIBRARY
INST FOR ENVIRON RESEARCH
BOULDER, COLO 80301

DEPT OF COMMERCE
BUSINESS REFERENCE LIBRARY
NEW YORK FIELD SERVICE
350 FIFTH AVE
NEW YORK, N Y 10001

NBS CLEARINGHOUSE FOR
FEDERAL SCIENTIFIC & TECH INFO
TECHNICAL LIBRARY
DEPT OF COMMERCE
SPRINGFIELD, VA 22151

PUB HEALTH SERV HOSPITAL
SAN FRANCISCO
LIBRARY, 15TH & LAKE
SAN FRANCISCO, CALIF 94118

PUBLIC HEALTH SERVICE
COMM DISEASE CENTER, ATLANTA
LIBRARY
ATLANTA, GA 30333

PUBLIC HEALTH CENTER, ATLANTA
MEDICAL AV REFERENCE ROOM
ATLANTA, GA 30333

PUB HEALTH SERV HOSPITAL,
LEXINGTON
LIBRARY
LEXINGTON, KY

PUB HEALTH SERV HOSPITAL,
NEW ORLEANS
MED REF & RESEARCH LIB
210 STATE ST
NEW ORLEANS, LA 70118

PUB HEALTH SERV HOSP,
BALTIMORE
MEDICAL LIBRARY
WYMAN PARK DR & 31ST ST
BALTIMORE, MD 21211

AGGREGATE U.S. EXCLUDING D.C. METROPOLITAN AREA
CIVILIAN DEPARTMENTS (continued) DEPARTMENT OF DEFENSE (continued)

PUBLIC HEALTH SERVICE
ROCKY MOUNTAIN LAB
HAMILTON, MONTANA 59840

PUBLIC HEALTH SERVICE
CHARLES FERGUSON MEDICAL LIB.
U S P H S HOSPITAL
STATEN ISLAND, N Y 10304

R A TAFT SANITARY ENG CENTER
LIBRARY
4676 COLUMBIA PARKWAY
CINCINNATI, OHIO 45226

SOCIAL SECURITY ADMINISTRATION
LIBRARY
SOCIAL SECURITY BLDG
BALTIMORE, MD 21235

DEPARTMENT OF DEFENSE

HUMRRO DIV 4, FORT BENNING
LIBRARY
P O BOX 2086
FORT BENNING, GEORGIA 31905

ARMY

MISSILE & MUNITIONS CENTER SCH
TECHNICAL LIBRARY
REDSTONE ARSENAL, ALABAMA

ARMY NATICK LABORATORIES
TECHNICAL LIBRARY
NATICK, MASS 01760

ARTILLERY & MISSILE SCHOOL
TECHNICAL LIBRARY
FORT SILL, OKLAHOMA

ARMY SOUTHEAST SIGNAL SCHOOL
LIBRARY
FORT GORDON, GEORGIA 30905

ARMY AVIATION MATERIAL LAB
TECHNICAL LIBRARY
FORT EUSTIS, VA 23604

NOBLE ARMY HOSPITAL
MEDICAL LIBRARY
FORT MC CLELLAN, ALABAMA 36201

ARMY

MARTIN ARMY HOSPITAL
HOSPITAL PROFESSIONAL LIBRARY
FORT BENNING, GA

ARMY ENGINEER WATERWAYS
EXPERIMENT STATION, VICKSBURG
RESEARCH CENTER LIBRARY C
P O BOX 631
VICKSBURG, MISS 39181

SANDIA BASE ARMY HOSPITAL
SANDIA BASE
ALBUQUERQUE, NEW MEXICO

VALLEY FORGE GENERAL HOSPITAL
MEDICAL SERVICES POF LIBRARY
PHOENIXVILLE, PA 19460

STIMSON LIBRARY
MED FIELD SERV SCHOOL
FORT SAM HOUSTON, TEXAS 78234

REDSTONE SCIENTIFIC INFO CENTER
LIBRARY
HUNTSVILLE, ALABAMA

ARMY COLD REGIONS RES ENG LAB
ARMY MATERIEL COMMAND, LIBRARY
PO BOX 282, HANOVER N H 03755

ARMY ELECTRONICS COMMAND
TECHNICAL LIBRARY
FORT MONMOUTH, N J 07703

WHITE SANDS MISSILE RANGE
TECHNICAL LIBRARY
NEW MEXICO

DUGWAY PROVING GROUND
TECHNICAL LIBRARY
DUGWAY, UTAH 84022

ARMY COMBAT DEF COMMAND
COMBAT SERVICE SUPPORT GROUP
LIBRARY
FORT LEE, VA 23801

ARMY SIGNAL CENTER & SCHOOL
LIBRARY
FORT MONMOUTH, N J 07703

AGGREGATE U.S. EXCLUDING D.C. METROPOLITAN AREA
DEPARTMENT OF DEFENSE (continued)

ARMY

ARMY SECURITY AGENCY SCHOOL
LIBRARY
FORT DEVONS, MASS 01433

NAVY

NAVAL AIR STATION, JACKSONVILLE
TECH FILES & LIB BRANCH
TECHNICAL FILES & LIB BRANCH
COMMANDING OFFICER CODE 0-350
JACKSONVILLE, FLA

NAVAL AVIONICS FACILITY, INOPLS
TECHNICAL LIBRARY
INDIANAPOLIS, INDIANA

FLEET COMPUTER PROGRAM CENTER
PACIFIC TECHNICAL LIBRARY
SAN DIEGO, CALIF 92147

NAVAL ORD TEST STATION, CHINA LK
LIBRARY DIVISION
CHINA LAKE, CALIF 93557

NAVAL ORDNANCE LAB, CORONA
TECHNICAL LIBRARY
CORONA, CALIF 91720

PASADENA NAVAL ORDNANCE TEST STA
TECHNICAL LIBRARY
PASADENA ANNEX
3202 E FOOTHILL BLVD
PASADENA CALIF 91107

PT MUGU NAVAL MISSILE CENTER
LIBRARY DIVISION 32
POINT MUGU, CALIF 93041

NAVY ELECTRONICS LAB, SAN DIEGO
LIBRARY
SAN DIEGO, CALIF 92152

NAVAL RADIOLOGICAL DEFENSE LAB
LIBRARY
SAN FRANCISCO, CALIF 94135

NAVY MINE DEFENSE LAB
TECHNICAL LIBRARY
PANAMA CITY, FLA 32402

CRANE NAVAL AMMUNITION DEPOT
DEPOT LIBRARY DIVISION
ADM DEPT
CRANE, INDIANA

DEPARTMENT OF DEFENSE (continued)

NAVY

NAVAL ORD PLANT, IROQUOIS STA
CODE R LIBRARY
LOUISVILLE, KY 40214

LAKEHURST NAVAL AIR TEST FAC
TECHNICAL LIBRARY 4020
NAVAL AIR STATION
LAKEHURST, N J 08733

NAVAL AIR TURBINE TEST STA
NATTS TECHNICAL LIBRARY
WEST TRENTON, N J 08607

NAVAL AIR ENGINEERING CENTER
TECHNICAL LIBRARY
PHILADELPHIA, PA 19112

NAVAL AIR DEVELOPMENT CENTER
TECHNICAL LIBRARY
JOHNSVILLE, PA 18974

NAVAL AIR DEVELOPMENT CENTER
AEROSPACE MEDICAL RES DEPT LIB
JOHNSVILLE, PA 18974

DAHLGREN NAVAL WEAPONS LAB
TECHNICAL LIBRARY
DAHLGREN, VA 22448

NAVAL AMMUNITION DEPOT
QUALITY EVALUATION LAB, OAHU
WEAPONS TECHNICAL LIBRARY
OAHU, HAWAII 96610

SUBMARINE BASE, GROTON
SUBMARINE MEDICAL CENTER
LIBRARY
NEW LONDON, CONN 06342

NAVY MARINE ENGINEERING LAB
LIBRARY, CODE 257
ANNAPOLIS, MD 21402

PHILADELPHIA NAVAL SHIPYARD
NAVAL BOILER & TURBINE LAB.
TECHNICAL LIBRARY
PHILADELPHIA, PA 19112

NAVAL CIVIL ENG LAB, PT HUENEME
TECHNICAL LIBRARY DIVISION
PORT HUENEME, CALIF 93041

AGGREGATE U.S. EXCLUDING
DEPARTMENT OF DEFENSE (continued)

NAVY

CIVIL ENGINEER CORPS OFFICERS
NAVAL SCHOOL
TECHNICAL LIB
CONSTRUCTION BATTALION CENTER
PORT HUENEME, CALIF 93041

SAN FRANCISCO BAY NAVAL SHIPYD
SHIPYARD TECH LIB 247A7
SAN FRANCISCO, CALIF 94135

BUREAU OF YARDS & DOCKS
MIDWEST DIVISION LIBRARY
BLDG 1A, GREAT LAKES, ILL 60088

BOSTON NAVAL SHIPYARD
TECHNICAL LIBRARY
BOSTON, MASS 02129

PORTSMOUTH NAVAL SHIPYARD
SHIPYARD TECHNICAL LIBRARY
PORTSMOUTH, N H

PHILADELPHIA NAVAL SHIPYARD
TECHNICAL LIBRARY %CODE 249B
TECHNICAL LIBRARY CODE 249B
PHILADELPHIA, PA 19112

NAVAL CONSTRUCTION BATTALION CEN
TECHNICAL LIBRARY
DAVISVILLE, RHODE ISLAND 02854

CHARLESTON NAVAL SHIPYARD
TECHNICAL LIBRARY US NAVAL BASE
CHARLESTON, S C 29408

BUREAU OF YARDS & DOCKS
DEPT OF NAVY, NW DIVISION
TECHNICAL LIBRARY
1638 W LAWTON WAY
SEATTLE, WASHINGTON 98119

PUGET SOUND NAVAL SHIPYARD
ENGINEERING LIBRARY CODE 245.6
BREMERTON, WASHINGTON 98314

PEARL HARBOR NAVAL SHIPYARD
SHIPYARD TECHNICAL LIBRARY
PEARL HARBOR, HAWAII 96610

D.C. METROPOLITAN AREA
DEPARTMENT OF DEFENSE (continued)

NAVY

NAVAL SUPPLY CENTER, OAKLAND
TECHNICAL LIBRARY
7TH & MARITIME STREETS
OAKLAND, CALIF 94625

BAYONNE NAVAL SUPPLY R & D FAC
LIBRARY
BAYONNE, N J

NAVAL HOSPITAL, OAKLAND
MEDICAL LIBRARY, BLDG 101
8750 MOUNTAIN BLVD
OAKLAND, CALIF 94627

NAVAL HOSPITAL, SAN DIEGO
MEDICAL LIBRARY 7-B
SAN DIEGO, CALIF 92134

GREAT LAKES NAVAL HOSPITAL
MEDICAL LIBRARY
MEDICAL LIBRARY
GREAT LAKES, ILL 60088

CHELSEA NAVAL HOSPITAL
MEDICAL LIBRARY
CHELSEA, MASS 02150

ST ALBANS NAVAL HOSPITAL
MEDICAL LIBRARY
ST ALBANS, NY 11425

PHILADELPHIA NAVAL HOSPITAL
MEDICAL LIBRARY
PHILADELPHIA, PA 19145

BREMERTON NAVAL HOSPITAL
MEDICAL LIBRARY
BREMERTON, WASHINGTON 98314

NAVAL PERSONNEL RES ACTIVITY
LIBRARY
SAN DIEGO, CALIF 92152

NAVAL POSTGRAD SCHOOL, MONTEREY
LIBRARY
MONTEREY, CALIF 93940

NAVAL WAR COLLEGE
LIBRARIES
NEWPORT, RHODE ISLAND 02844

AGGREGATE U.S. EXCLUDING D.C. METROPOLITAN AREA
DEPARTMENT OF DEFENSE (continued)

NAVY

NORFOLK NAVAL SHIPYARD
TECHNICAL LIBRARY ZCODE 246040
BLDG 29
PORTSMOUTH, VA 23509

NAVAL TRAINING CENTER, SAN DIEGO
CENTER LIBRARY, BLDG 177
SAN DIEGO, CALIF 92152

BOSTON OFF OF NAVAL RESEARCH
LIBRARY
495 SUMMER ST
BOSTON, MASS 02210

BROOKLYN NAVAL APPLIED SCI LAB
TECHNICAL LIBRARY
CODE 9832, BLDG 191, NAVAL BASE
BROOKLYN, NY 11251

NORFOLK NAVY WEATHER RES LAB
NAVAL AIR STATION LIBRARY
BLDG R 48, NORFOLK, VA 23511

NAVAL AMPHIBIOUS BASE, CORONADO
LIBRARY
CORONADO, CALIF

MCAS EL TORO
STATION LIBRARY
SANTA ANA, CALIF

NAVAL MEDICAL FIELD RESEARCH LAB
SCIENTIFIC LIBRARY
CAMP LEJEUNE, NC 28542

AIR FORCE

CHANUTE AIR FORCE BASE LIB
CHANUTE AIR FORCE BASE
ILL 61868

WESTERN LIBRARY SERVICE CENTER
HAMILTON AIR FORCE BASE
CALIFORNIA 94935

LAURENCE G HANSCOM FIELD
BASE LIBRARY AFL 2835
BEDFORD, MASS 01731

AFRL, L G HANSCOM FIELD
RESEARCH LIBRARY
BEDFORD, MASS 01731

DEPARTMENT OF DEFENSE (continued)

AIR FORCE

ROME AIR DEVELOPMENT CENTER
LIBRARY SERVICES
TECH, DOCUMENTS & BRANCH LIBS
GRIFFISS AFB, N Y 13442

AIR FORCE INST OF TECHNOLOGY
LIBRARY
WRIGHT-PATTERSON AFB, OHIO 45433

MAXWELL AIR FORCE HOSPITAL
LIBRARY
MAXWELL AIR FORCE BASE
MONTGOMERY, ALA 36112

OFFICE OF RESEARCH ANALYSIS
HOLLOMAN AFB
TECHNICAL LIB
HOLLOMAN AFB, N M 88330

AEROSPACE RESEARCH LABORATORIES
INFORMATION LIBRARY BLDG 450
WRIGHT-PATTERSON AFB, OHIO 45433

WRIGHT PATTERSON TECH LIB
WRIGHT PATTERSON AFB, OHIO 45433

ARNOLD ENG DEVELOPMENT CENTER
TECHNICAL LIBRARY
ARNOLD AF STATION, TENN

GOODFELLOW AFB TECH LIB
AFL 7033
TEXAS 76901

SMAMA BASE LIBRARY
MCCLELLAN AFB
CALIF 95652

AIR FORCE FLIGHT TEST CENTER
EDWARDS AIR FORCE BASE
TECHNICAL LIBRARY
CALIF 93523

SPACE SYSTEMS DIVISION
TECHNICAL LIBRARY AFL 2822
A F UNIT P O
LOS ANGELES, CALIF 90045

AGGREGATE U.S. EXCLUDING D.C. METROPOLITAN AREA
DEPARTMENT OF DEFENSE (continued)

DEPARTMENT OF DEFENSE (continued)

AIR FORCE

AIR FORCE SPECIAL WEAPONS CNTR
TECHNICAL INFO & INTELL DIV
TECHNICAL LIBRARY
KIRKLAND AFB, N M 87117

FOREIGN TECHNOLOGY DIV
TECH INTELLIGENCE LIBRARY
WRIGHT-PATTERSON AFB
OHIO 45433

AIR PROVING GROUND CENTER
EGLIN AFB TECH LIB
AFL 2825 EGLIN AIR FORCE BASE
FLORIDA, 32542

HQ CONTINENTAL AIR COMMAND
ROBINS AIR FORCE BASE
LIBRARY SERVICE CENTER ALF 6707
WARNER ROBINS, GA 31093

WILFORD HALL USAF HOSPITAL
MEDICAL LIBRARY 2WHEL
LACKLAND AIR FORCE BASE
SAN ANTONIO, TEXAS 78236

6570 PERSONNEL RESEARCH LAB
LACKLAND AIR FORCE BASE
BOX 1557, SAN ANTONIO, TEX 78236

AEROSPACE RES, EUROPEAN OFFICE
TECH INFO OFFICE, APO NY
APO NEW YORK, N Y 09667

AIR FORCE ACCT & FIN CTR, DENVER
LIBRARY
DENVER, COLORADO

AERONAUTICAL CHART & INFO CTR
TECHNICAL LIBRARY AFL 7021
2ND & ARSENAL
ST LOUIS, MO 63118

DOD AGENCIES

DEF LANGUAGE INST WEST CST BR
RESEARCH LIBRARY
PRESIDIO OF MONTEREY, CALIF 93940

DEFENSE LOGISTICS SERV CTR
LIBRARY
50 N WASHINGTON ST
BATTLE CREEK, MICHIGAN

ARMED FORCES STAFF COLLEGE
LIBRARY
NORFOLK, VA 23511

VETERANS ADMINISTRATION

VA HOSPITAL, BIRMINGHAM
GENERAL & MEDICAL LIBRARY
BIRMINGHAM, ALA

VA HOSPITAL, TUSCALOOSA
LIBRARY
TUSCALOOSA, ALA

VA HOSPITAL, TUSKEGEE
LIBRARY
TUSKEGEE, ALA

VA HOSPITAL, TUCSON
TUCSON, ARIZONA 85713

VA HOSPITAL, LITTLE ROCK
MEDICAL LIBRARY
LITTLE ROCK, ARKANSAS

VA HOSPITAL, FRESNO
LIBRARY
2615 E CLINTON ST
FRESNO, CALIF 93703

VETERANS HOSPITAL, LIVERMOR
LIBRARY
LIVERMORE, CALIF

VA HOSPITAL, LONG BEACH
MEDICAL LIBRARY
5901 E 7TH ST
LONG BEACH, CALIF 90804

VA HOSPITAL, SEPULVEDA
LIBRARY
16111 PULMER ST
SEPULVEDA, CALIF 91343

AGGREGATE U.S. EXCLUDING D.C. METROPOLITAN AREA

VETERANS ADMINISTRATION (cont'd)

VA HOSPITAL, MARTINEZ
LIBRARY SERVICE
150 MUIR RD
MARTINEZ, CALIF 94553

VA HOSPITAL, SAN FRANCISCO
MEDICAL LIBRARY
SAN FRANCISCO, CALIF

VA HOSPITAL, PALO ALTO
MEDICAL LIBRARY
3801 JUNIPERO SERRA BLVD
PALO ALTO, CALIF 94304

VA HOSPITAL, NEWINGTON
555 WILLARD AVE
NEWINGTON, CONN 06111

VA HOSPITAL, WEST HAVEN
MEDICAL LIBRARY
SPRING STREET
WEST HAVEN, CONN 06516

VETERANS HOSPITAL, WILMINGTON
MEDICAL LIBRARY
P O BOX 1266
WILMINGTON, DELA 19899

VA HOSPITAL, CORAL GABLES
MEDICAL LIBRARY
1200 ANASTASIA AVE
CORAL GABLES, FLA 33134

VA HOSPITAL, ATLANTA
LIBRARY
4158 PEACHTREE RD
ATLANTA, GA 30319

VA HOSPITAL, AUGUSTA
FOREST HILLS DIVISION
LIBRARY
AUGUSTA, GA 30904

VA HOSPITAL, AUGUSTA
LENWOOD DIVISION
LIBRARY
AUGUSTA, GA 30904

VA CENTER, DUBLIN
LIBRARY
DUBLIN, GA 31021

VETERANS ADMINISTRATION (cont'd)

VA CENTER, BOISE
LIBRARY
BOISE, IDAHO 83701

VETERANS ADMIN, CHICAGO
RESEARCH HOSPITAL LIBRARY
333 E HURON STREET
CHICAGO, ILL 60611

VETERANS ADMIN, CHICAGO
WESTSIDE HOSPITAL LIBRARY
820 S DAMEN AVE
CHICAGO, ILL 60612

VA HOSPITAL, DOWNEY
MED & GEN REFERENCE LIBRARY
DOWNEY, ILL 60065

VA HOSPITAL, HINES
LIBRARY
HINES, ILL 60141

VA HOSPITAL, FORT WAYNE
LIBRARY
1600 RANDALIA DR
FORT WAYNE, INDIANA 46805

VA HOSPITAL, INDIANAPOLIS
LIBRARY
INDIANAPOLIS, INDIANA

VA MEDICAL LIBRARY, MARION
MARION, INDIANA 46955

VA HOSPITAL, IOWA CITY
MEDICAL LIBRARY
IOWA CITY, IOWA

VA CENTER, DES MOINES
LIBRARY
DES MOINES, IOWA 50308

VA HOSPITAL TOPEKA
LIBRARY
TOPEKA, KA 66622

VA CENTER, WADSWORTH
MEDICAL LIBRARY
WADSWORTH
LEAVENWORTH, KA 66089

AGGREGATE U.S. EXCLUDING D.C. METROPOLITAN AREA

VETERANS ADMINISTRATION (cont'd)

VA HOSPITAL, LEXINGTON
LIBRARY
LEXINGTON, KY 40507

VA HOSPITAL, LOUISVILLE
LIBRARY
LOUISVILLE, KY 40202

VA HOSPITAL, ALEXANDRIA
LIBRARY
ALEXANDRIA, LA 71301

VA CENTER, TOGUS
LIBRARY
TOGUS, MAINE 04333

VA HOSPITAL, FORT HOWARD
LIBRARY
FORT HOWARD, MD 21052

VA HOSPITAL, PERRY POINT
LIBRARY
PERRY POINT, MD 21902

VA HOSPITAL, BEDFORD
MEDICAL LIBRARY
200 SPRINGS ROAD
BEDFORD, MASS 01730

VA HOSPITAL, BOSTON
LIBRARY
150 S HUNTINGTON
BOSTON, MASS 02130

VA HOSPITAL, BROCKTON
MEDICAL LIBRARY
BROCKTON, MASS 02401

VA HOSPITAL, NORTHAMPTON
LIBRARY
NORTHAMPTON, MASS 01062

VA HOSPITAL, WEST ROXBURY
MEDICAL & GENERAL LIBRARY
WEST ROXBURY, MASS 02132

VA HOSPITAL, DEARBORN
MEDICAL LIBRARY
DEARBORN, MICH 48121

VETERANS ADMINISTRATION (cont'd)

VA HOSPITAL, MINNEAPOLIS
LIBRARY
MINNEAPOLIS, MINN 55417

VA HOSPITAL, ST CLOUD
LIBRARY
ST CLOUD, MINN 56302

VA CENTER, JACKSON
LIBRARY
1500 E WOODROW WILSON DR
JACKSON, MISS 39216

VA HOSPITAL, KANSAS CITY
LIBRARY
4801 LINWOOD BLVD
KANSAS CITY, MO 64128

VA HOSPITAL, POPLAR BLUFF
LIBRARY
POPLAR BLUFF, MO 63901

VA HOSPITAL, ST LOUIS
MED LIB, JEFFERSON BARRACKS
ST LOUIS, MO 63125

VA HOSPITAL, FT HARRISON
LIBRARY
FORT HARRISON, MONTANA 59636

VA HOSPITAL, LINCOLN
MEDICAL & GENERAL LIBRARY
600 S 70TH ST
LINCOLN, NEBR 68501

VA HOSPITAL, OMAHA
MED LIB, 4101 WOOLWORTH
OMAHA, NEBR 68105

VA CENTER, RENO
LIBRARY
RENO, NEVADA

VA HOSPITAL LIBRARY, LYONS
LIBRARY
LYONS, N J 07939

VA REGIONAL OFFICE, NEWARK
MEDICAL LIBRARY
NEWARK, N J

AGGREGATE U.S. EXCLUDING D.C. METROPOLITAN AREA

VETERANS ADMINISTRATION (cont'd)

VA HOSPITAL, BRONX
GEN & MED LIBRARY SERVICE
BRONX, N Y 10468

VA HOSPITAL, BUFFALO
LIBRARY
BUFFALO, N Y

VA HOSPITAL, CANANDAIGUA
LIBRARY
CANANDAIGUA, N Y 14424

VA HOSPITAL, BROOKLYN
LIBRARY
BROOKLYN, N Y

VA HOSPITAL, MONTROSE
MEDICAL LIBRARY
MONTROSE, N Y 10548

VA HOSPITAL, DURHAM
MEDICAL LIBRARY
DURHAM, N C 27705

VA CENTER, FARGO
MEDICAL & GENERAL LIBRARY
FARGO, N D 58102

VA CENTER, DAYTON
MAIN LIBRARY
DAYTON, OHIO 45428

VA HOSPITAL, BRECKSVILLE
10000 BRECKSVILLE, RD
BRECKSVILLE, OHIO 44141

VA HOSPITAL, CHILLICOTHE
MEDICAL LIBRARY
CHILLICOTHE, OHIO 45601

VA HOSPITAL, OKLAHOMA CITY
MEDICAL LIBRARY
921 N E 13TH ST
OKLAHOMA CITY, OKLA 73104

VA HOSPITAL, ALTOONA
LIBRARY
ALTOONA, PA 16603

VA HOSPITAL, BUTLER
LIBRARY
BUTLER, PA 16001

VETERANS ADMINISTRATION (cont'd)

VA HOSPITAL, COATESVILLE
MED LIB
COATESVILLE, PA 19320

VA HOSPITAL, PHILADELPHIA
MEDICAL LIBRARY
128 N BROAD ST
PHILADELPHIA, PA 19102

VA HOSP, PITTSBURGH-LEECH FARM RD
MEDICAL LIBRARY
PITTSBURGH, PA 15206

VA HOSPITAL, PITTSBURGH-OAKLAND
MEDICAL LIBRARY UNIVERSITY DRIVE
PITTSBURGH, PA 15240

VA HOSPITAL, WILKES BARRE
MEDICAL LIBRARY 111 E END BLVD
WILKES-BARRE, PA 18703

FT MEADE GENERAL LIBRARY
FORT MEADE, S D 57741

VA HOSPITAL, MEMPHIS
MEDICAL LIBRARY
MEMPHIS, TENN 38115

VA CENTER, BONHAM
LIBRARY
BONHAM, TEXAS 75418

VA HOSPITAL, DALLAS
GENERAL & MEDICAL LIBRARY
DALLAS, TEXAS 75216

VA HOSPITAL, HOUSTON
LIBRARY SERVICE
2002 HOLCOMBE BLVD
HOUSTON, TEXAS 77031

VA HOSPITAL, MARLIN
LIBRARY
1016 WARD ST
MARLIN, TEXAS 76661

VA CENTER, TEMPLE
LIBRARY
TEMPLE, TEXAS 76501

AGGREGATE U.S. EXCLUDING D.C. METROPOLITAN AREA

VETERANS ADMINISTRATION (cont'd.)

VA HOSPITAL, WACO
MEDICAL LIBRARY
WACO, TEXAS 76703

VA LIBRARY, WHITE RIVER JUNCTION
STATION 4005
WHITE RIVER JUNCTION, VT 05001

VA HOSPITAL, HAMPTON
LIBRARY
HAMPTON, VA 23367

VA HOSPITAL, RICHMOND
LIBRARY SERVICE
RICHMOND, VA 23225

VA HOSPITAL SALFM
LIBRARY
SALEM, VA 24153

VA HOSPITAL, SEATTLE
LIBRARY, 4435 BEACON AVE S
SEATTLE, WASH

VA HOSPITAL, VANCOUVER
MEDICAL LIBRARY
4TH PLAIN & G STS
VANCOUVER, WASH 98863

VA HOSPITAL, WALLA WALLA
HOSPITAL LIBRARY
WALLA WALLA, WASH

VA HOSPITAL, AMERICAN LAKE
LIBRARY
AMERICAN LAKE, WASH 98493

VA HOSPITAL, CLARKSBURG
LIBRARY
CLARKSBURG, W VA

VA HOSPITAL, HUNTINGTON
LIBRARY
HUNTINGTON, W VA

VA CENTER, MARTINSBURG
LIBRARY
MARTINSBURG, W VA

VETERANS ADMINISTRATION (cont'd.)

VA HOSPITAL, MADISON
LIBRARY
2500 OVERLOOK TERRACE
MADISON, WIS 53705

VA HOSPITAL, TOMAH
MEDICAL LIBRARY
TOMAH, WIS

VA CENTER, WOOD
LIBRARY
WOOD, WIS

OTHER AGENCIES

9TH CIRCUIT COURT OF APPEALS
LIBRARY
SAN FRANCISCO, CALIF 94101

US COURTS, CHICAGO
LIBRARY
U S COURTHOUSE
CHICAGO, ILL 60604

COURT OF APPEALS SIXTH CIRCUIT
CINCINNATI
LIBRARY
CINCINNATI, OHIO 45202

COURT OF APPEALS, PHILADELPHIA
LIBRARY
PHILADELPHIA PA

9TH CIRCUIT COURT OF APPEALS,
SEATTLE
LIBRARY, FEDERAL COURTHOUSE
SEATTLE, WASH 98122

AMES LABORATORY DOCUMENT LIB
AMES LABORATORY USAEC
BOX 1129, I S U STATION
AMES, IOWA 50010

LOS ALAMOS SCIENTIFIC LAB
LIBRARY
LOS ALAMOS, NEW MEXICO

ATOMIC ENERGY COMMISSION, NY
LIBRARY
376 HUDSON ST
NEW YORK, N Y 10014

AGGREGATE U.S. EXCLUDING D.C. METROPOLITAN AREA

OTHER AGENCIES (continued)

NATL AVIATION FAC EXP CTR
LIBRARY
ATLANTIC CITY, NEW JERSEY

FEDERAL AVIATION AGENCY
AERONAUTICAL CENTER, OKLAHOMA
LIBRARY P O BOX 1082
OKLAHOMA CITY, OKLA 73101

NASA AMES RESEARCH CENTER
TECHNICAL LIBRARY
MOFFETT FIELD, CALIF

KENNEDY SPACE CENTER
LIBRARY
KENNEDY SPACE CTR, FLORIDA 32899

NASA LEWIS RESEARCH CENTER
LIBRARY
2100 BROOKPARK RD
CLEVELAND, OHIO 44135

NASA LANGLEY RESEARCH CENTER
LANGLEY STATION, TECHNICAL LIB
HAMPTON, VA 23365

NASA, WALLOPS ISLAND
LIBRARY
WALLOPS ISLAND, VA 23337

CANAL ZONE LIBRARY MUSEUM
BALBOA HEIGHTS, CANAL ZONE

RAILROAD RETIREMENT BOARD
LIBRARY
CHICAGO, ILL

SMITHSONIAN INSTITUTION
ASTROPHYSICAL OBSERVATORY LIB
CAMBRIDGE, MASS

TVA LAW LIBRARY
KNOXVILLE, TENN 37902

TVA TECHNICAL LIBRARY
500 UNION AVE
KNOXVILLE, TENN 37902

TVA MAP INFO & RECORDS UNIT
LIBRARY
108 POUND BLDG
CHATTANOOGA, TENN 37402



FEDERAL LIBRARY COMMITTEE
LIBRARY OF CONGRESS
WASHINGTON, D.C. 20540

PROPOSED SURVEY OF SPECIAL LIBRARIES SERVING THE FEDERAL GOVERNMENT, 1965

Please answer all questions. Unless otherwise specified, all annual data are to cover this library's reporting year which ended during fiscal year 1965. If exact figures are not available, please estimate and write "Est." after the figure. If question is not applicable, write "NA" in the space provided. If additional space is needed, attach a separate sheet and identify items.

DEFINITIONS

For the purposes of this survey, a special library serving the Federal Government may be defined as a reference and/or research library organized and administered by a separate department, independent agency, authority, commission or component of the Executive, Judicial or Legislative Branch of the U.S. Government. Also included will be national libraries.

Excluded are collections of information and materials with less than one man year devoted to their maintenance and use and/or expending less than \$10,000 per year, including salaries. Archival collections, elementary school and public libraries run by the Federal government and District of Columbia shall be excluded.

1. LIBRARIAN - A person responsible for the operation and/or administration of this library.
2. PROFESSIONAL LIBRARY STAFF - A professional library staff member is a person performing work that requires education, training, and skill in the theoretical or scientific aspects of library work as distinct from its mechanical and clerical aspects.
3. BRANCH LIBRARY - An auxiliary facility with separate quarters, a permanent basic collection of library materials, under the administration of this library, serving primarily employees and/or officials of the federal government.
4. CLIENTELE - The users and borrowers of this library. Specifically, the employees and/or officials served with some regularity by this library.
5. GENERAL PUBLIC - Users of the library other than employees of your agency or the government.
6. Subject collections should preferably be described by using either the Subject Headings Used in the Dictionary Catalogs of the Library of Congress or Sears List of Subject Headings as an authority for broad subject categories such as: Agriculture, Commerce, Engineering, History, Law, Medicine, Public Health, Transportation.
7. VOLUMES - A volume is any printed, typewritten, mimeographed, or processed work, bound or unbound, that has been catalogued and/or fully prepared for use. Exclude bound periodical volumes.
8. GOVERNMENT DOCUMENTS - Any publication in book, serial, or non-book form bearing a government imprint. The publications of Federal, State, local, and foreign governments and of world organizations, such as United Nations, European Common Market, etc., are included in this category. Excluded are technical reports.
9. TECHNICAL REPORT - An official or formal record giving details and results of a specific investigation of a scientific or technical problem.
10. SERIAL - A publication issued in successive parts, usually at regular intervals, and as a rule, intended to be continued indefinitely. Serials include periodicals, newspapers, annuals (reports, yearbooks, etc.) memoirs, proceedings, transactions of societies, and may include monographic and publishers' series. (Practically speaking, a publication which lends itself to listing in visible indexes or other posting records.)
11. PERIODICALS - A serial issued in parts which are not monographs and which usually contain articles by several contributors. It generally has a distinctive title and the successive numbers or parts are intended to appear at stated or regular intervals, and as a rule, for an indefinite period.
12. STAFF POSITIONS BY FULL-TIME EQUIVALENTS - To compute "full-time equivalents (FTE)" (of part-time personnel), add the total number of hours worked (or budgeted in the case of vacancies) per week by all part-time paid personnel or budgeted personnel and divide by the number of hours in your full-time work week. Report these calculations as decimals, converting to the nearest tenth of a position. DO NOT include volunteer personnel.
13. BUDGETED POSITION - A position for which funds have been allocated in the library budget.
14. TRANSACTION - The basic operational unit for handling a single item, e.g. circulation of one book, cataloging of one title, answering one reference question, etc.

PART III-PERSONNEL INFORMATION

12 Number of Professional Budgeted Full-Time Positions (See Definition 12)

GRADE	5	6	7	8	9	10	11	12	13	14	15
a. FILLED											
b. VACANT											
c. TOTAL											

Number of Other Budgeted Full-Time Positions (See Definition 12)

GRADE	5	6	7	8	9	10	11	12	13	14	15
d. FILLED											
e. VACANT											
f. TOTAL											
TOTAL (c+f)											

13 Gross annual salary of librarian or person directly in charge of this library, before deductions. (See Definition 1) (This information will remain confidential and will not be published by individual library. DO NOT give range, but actual salary.)

14 Check the highest educational level attained by the librarian or person directly in charge of this library and specify his major. (See Definition 1)

HIGH SCHOOL a. <input type="checkbox"/>	SOME COLLEGE (YRS.) b. <input type="checkbox"/>	UNDERGRADUATE DEGREE(S) (MAJOR) c. <input type="checkbox"/>	MASTER DEGREE(S) (MAJOR) d. <input type="checkbox"/>	PH.D OR EQUIVALENT DEGREE(S) (MAJOR) e. <input type="checkbox"/>
f. <input type="checkbox"/> Other non-degree professional training (Specify)				

PART IV- EQUIPMENT USED IN THIS LIBRARY

ITEM	NUMBER OF UNITS		DESCRIPTION
	AVAILABLE IN LIBRARY	AVAILABLE THROUGH CENTRAL FACILITY	
Microprint reading equipment			
Duplicating equipment			
Office copying equipment			
Data processing and/or information storage and retrieval equipment			
Other major equipment for library use (Specify type) (Exclude parts of physical plant)			

PART V-FINANCIAL INFORMATION

16 Does this library have a separate budget as a guide for its operation? 1 YES 2 NO

17 Operating Expenditures 1964. (Record the actual annual expenditures of this library for the items listed below; estimate if necessary.)

		AMOUNT OF EXPENDITURES
a	Annual Salaries	
1	Total, all professional library staff (Series 1410, GS-7 and above)	\$
2	Total, all other professional staff (Other series, GS-7 and above)	\$
3	Total, all non-professional staff (All series, GS-6 and below)	\$
4	TOTAL ANNUAL SALARIES (1 + 2 + 3)	\$
b	TOTAL LIBRARY MATERIALS	\$
c	Binding and rebinding	\$
d	Other Operation Expenditures (Travel, supplies, etc.) (Specify)	\$
e	TOTAL OPERATING EXPENDITURES (a4 + b + c + d)	\$

PART VI-LIBRARY ACTIVITIES

18	Which of the following activities are performed by this library:	Check one		Estimated no. transactions for mo. of Nov.
		YES	NO	
a	Cataloging and classification of collection	1 <input type="checkbox"/>	2 <input type="checkbox"/>	
b	Routing of new journals	1 <input type="checkbox"/>	2 <input type="checkbox"/>	
c	Circulation of library materials	1 <input type="checkbox"/>	2 <input type="checkbox"/>	
d	Reference and/or information services	1 <input type="checkbox"/>	2 <input type="checkbox"/>	
e	Interlibrary loan transactions	1 <input type="checkbox"/>	2 <input type="checkbox"/>	
f	Preparation of acquisition lists	1 <input type="checkbox"/>	2 <input type="checkbox"/>	
g	Compilation of bibliographies upon request	1 <input type="checkbox"/>	2 <input type="checkbox"/>	
h	Preparation of abstracts upon request	1 <input type="checkbox"/>	2 <input type="checkbox"/>	
i	Preparation of translations upon request	1 <input type="checkbox"/>	2 <input type="checkbox"/>	
j	Serves as GPO depository	1 <input type="checkbox"/>	2 <input type="checkbox"/>	
k	Serves as document depository for other governmental agencies (AEC, NASA, etc.)	1 <input type="checkbox"/>	2 <input type="checkbox"/>	
l	Serves as document depository for other report series (Specify)	1 <input type="checkbox"/>	2 <input type="checkbox"/>	
m	Reproduction or duplication of library materials for library clientele	1 <input type="checkbox"/>	2 <input type="checkbox"/>	
n	Other major library services provided to library clientele (Specify) (Attach additional sheet if more space is needed)	1 <input type="checkbox"/>	2 <input type="checkbox"/>	
o	Other major library services provided to other than branch libraries of this library (Specify)	1 <input type="checkbox"/>	2 <input type="checkbox"/>	
p	Does this library administer a general - reading collection in addition to your special library	1 <input type="checkbox"/>	2 <input type="checkbox"/>	
q	If item "p" is yes, are the statistics of the general-reading collection excluded from this report	1 <input type="checkbox"/>	2 <input type="checkbox"/>	
r	Does this library issue regularly any publication for distribution to the public or library clientele	1 <input type="checkbox"/>	2 <input type="checkbox"/>	
s	If item "r" is yes, give title of publication	1 <input type="checkbox"/>	2 <input type="checkbox"/>	
NAME AND TITLE OF PERSON FURNISHING INFORMATION		SIGNATURE		DATE