

R E P O R T R E S U M E S

ED 013 665

FS 000 177

CONCEPT FORMATION BY KINDERGARTEN CHILDREN IN A CARD-SORTING TASK. PSYCHOLOGY SERIES.

BY- SUPPES, PATRICK ROSENTHAL-HILL, IRENE  
STANFORD UNIV., CALIF., INST.MATH.STUDIES SOC.SCI.

REPORT NUMBER IMSSS-TR-109

PUB DATE 27 FEB 67

EDRS PRICE MF-\$0.25 HC-\$1.60 40P.

DESCRIPTORS- \*CONCEPT FORMATION, \*TRANSFER OF TRAINING, \*ASSOCIATIVE LEARNING, LEARNING PROCESSES, VISUAL LEARNING, DISCRIMINATION LEARNING, \*RETENTION, MODELS, PERCEPTION, ABSTRACT REASONING, COGNITIVE PROCESSES, LOGICAL THINKING, \*KINDERGARTEN CHILDREN, VINCENT CURVES

CONCEPT FORMATION IN 50 KINDERGARTENERS WAS STUDIED BY REQUIRING THE CHILDREN TO SORT CARDS ACCORDING TO ONE OF FOUR ATTRIBUTES OF THREE DIFFERENT DIMENSIONS. THE OBJECTIVE WAS TO EXPLORE THE VALIDITY AND LIMITATIONS OF AN ALL-OR-NONE LEARNING MODEL FOR COMPLEX CLASSIFYING RESPONSES. INFORMATION WAS PRESENTED TO THE SUBJECT BY TWO POSITIVE EXAMPLES IN ONE PROBLEM SET AND BY A POSITIVE AND A NEGATIVE EXAMPLE IN THE OTHER SET. POSITIVE PROGRAM SETS WERE GIVEN FIRST. HALF OF THE CHILDREN BEGAN WITH GEOMETRICAL PROBLEM CARDS AND, AFTER REACHING CRITERION ON THESE, TRANSFERRED TO MORE DIFFICULT "PEOPLE" CARDS. THE OTHER HALF RECEIVED PROBLEMS IN REVERSE ORDER. WHEN POSITIVE EXAMPLES WERE GIVEN, POSITIVE TRANSFER EFFECTS WERE EVIDENCED. WHEN POSITIVE AND NEGATIVE EXAMPLES WERE GIVEN, CRITERION WAS REACHED RAPIDLY. GENERALLY, SUBJECTS ACHIEVED FEW CORRECT SOLUTIONS BEFORE REACHING CRITERION, AND BACKWARD AND FORWARD LEARNING CURVES SHOWED NO INCREASE IN PROPORTION OF CORRECT RESPONSE JUST BEFORE REACHING CRITERION. AN ALL-OR-NONE MODEL WAS REJECTED ON THE BASIS OF TESTS FOR INDEPENDENCE ON PAIRS OF ADJACENT RESPONSES AND FOR NUMBERS OF SUCCESSES IN BLOCKS OF THREE PROBLEMS. SUBJECTS LEARNED MEDIATING CONCEPTS, BUT REQUIRED ADDITIONAL SESSIONS TO APPLY CONCEPTS TO SPECIFIC PROBLEMS.  
(LB)

ED013665

MAR 28 1967

79

copy 1

send to  
Early Childhood  
U of Ill.

**CONCEPT FORMATION BY KINDERGARTEN CHILDREN  
IN A CARD-SORTING TASK**

BY

**PATRICK SUPPES AND IRENE ROSENTHAL-HILL**

**TECHNICAL REPORT NO. 109**

**February 27, 1967**

**PSYCHOLOGY SERIES**

**INSTITUTE FOR MATHEMATICAL STUDIES IN THE SOCIAL SCIENCES**

**STANFORD UNIVERSITY**

**STANFORD, CALIFORNIA**



PS00172

TECHNICAL REPORTS

PSYCHOLOGY SERIES

INSTITUTE FOR MATHEMATICAL STUDIES IN THE SOCIAL SCIENCES

(Place of publication shown in parentheses; if published title is different from title of Technical Report, this is also shown in parentheses.)

- 1 D. Davidson, S. Siegal, and P. Suppes. Some experiments and related theory on the measurement of utility and subjective probability. August 15, 1955. (Experimental test of the basic model, Chapter 2 in *Decision-making: An Experimental Approach*. Stanford Univ. Press, 1957)
- 2 P. Suppes. Note on computing all optimal solutions of a dual linear programming problem. November 15, 1955.
- 3 D. Davidson and P. Suppes. Experimental measurement of utility by use of a linear programming model. April 2, 1956. (Experimental test of a linear programming model, Chapter 3 in *Decision-making: An Experimental Approach*. Stanford Univ. Press, 1957)
- 4 E. W. Adams and R. Fagot. A model of riskless choice. August 7, 1956. (*Behavioral Science*, 1959, 4, 1-10)
- 5 R. C. Atkinson. A comparison of three models for a Humphreys-type conditioning situation. November 20, 1956.
- 6 D. Scott and P. Suppes. Foundational aspects of theories of measurement. April 1, 1957. (*J. Symbolic Logic*, 1958, 23, 113-128)
- 7 M. Gerlach. Interval measurement of subjective magnitudes with subliminal differences. April 17, 1957.
- 8 R. C. Atkinson and P. Suppes. An analysis of two-person game situations in terms of statistical learning theory. April 25, 1957. (*J. exp. Psychol.*, 1958, 55, 369-378)
- 9 R. C. Atkinson and P. Suppes. An analysis of a two-person interaction situation in terms of a Markov process. May 29, 1957. (In R. R. Bush and W. K. Estes (Eds.), *Studies in Mathematical Learning Theory*. Stanford Univ. Press, 1959. Pp. 65-75)
- 10 J. Pepper and R. C. Atkinson. Discrimination learning in a verbal conditioning situation. July 15, 1957. (*J. exp. Psychol.*, 1958, 56, 21-26)
- 11 P. Suppes and K. Walsh. A non-linear model for the experimental measurement of utility. August 21, 1956. (*Behavioral Science*, 1959, 4, 204-211)
- 12 E. Adams and S. Messick. An axiomatization of Thurstone's successive intervals and paired comparisons scaling models. September 9, 1957. (An axiomatic formulation and generalization of successive intervals scaling, *Psychometrika*, 1958, 23, 355-368)
- 13 R. Fagot. An ordered metric model of individual choice behavior. September 12, 1957. (A model for ordered metric scaling by comparison of intervals. *Psychometrika*, 1959, 24, 157-168)
- 14 H. Royden, P. Suppes, and K. Walsh. A model for the experimental measurement of the utility of gambling. September 25, 1957. (*Behavioral Science*, 1959, 4, 11-18)
- 15 P. Suppes. Two formal models for moral principles. November 1, 1957.
- 16 W. K. Estes and P. Suppes. Foundations of statistical learning theory, I. The linear model for simple learning. November 20, 1957. (Foundations of linear models. In R. R. Bush and W. K. Estes (Eds.), *Studies in Mathematical Learning Theory*. Stanford Univ. Press, 1959. Pp. 157-179)
- 17 D. Davidson and J. Marshall. Experimental tests of a stochastic decision theory. July 25, 1958. (In C. W. Churchman and P. Ratsosh (Eds.), *Measurement: Definition and Theories*. New York: Wiley, 1959. Pp. 233-269)
- 18 J. Lamperti and P. Suppes. Chains of infinite order and their application to learning theory. October 15, 1958. (*Pacific Journal of Mathematics*, 1959, 9, 739-754)
- 19 P. Suppes. A linear learning model for a continuum of responses. October 18, 1958. (In R. R. Bush and W. K. Estes (Eds.), *Studies in Mathematical Learning Theory*. Stanford Univ. Press, 1959. Pp. 400-414)
- 20 P. Suppes. Measurement, empirical meaningfulness and three-valued logic. December 29, 1958. (In C. West Churchman and P. Ratsosh (Eds.), *Measurement: Definition and Theories*. New York: Wiley, 1959. Pp. 129-143)
- 21 P. Suppes and R. C. Atkinson. Markov learning models for multiperson situations, I. The theory. February 20, 1959. (Chapter 1 in *Markov Learning Models for Multiperson Interaction*. Stanford Univ. Press, 1960)
- 22 J. Lamperti and P. Suppes. Some asymptotic properties of Luce's beta learning model. April 24, 1959. (*Psychometrika*, 1960, 25, 233-241)
- 23 P. Suppes. Behavioristic foundations of utility. July 27, 1959. (*Econometrica*, 1961, 29, 186-202)
- 24 P. Suppes and F. Krause. Application of stimulus sampling theory to situations involving social pressure. September 10, 1959. (*Psychol. Rev.*, 1961, 68, 46-59)
- 25 P. Suppes. Stimulus sampling theory for a continuum of responses. September 11, 1959. (In K. Arrow, S. Karlin, and P. Suppes (Eds.), *Mathematical Methods in the Social Sciences*. Stanford Univ. Press, 1960. Pp. 348-365)
- 26 W. K. Estes and P. Suppes. Foundations of statistical learning theory, II. The stimulus sampling model. October 22, 1959.
- 27 P. Suppes and R. C. Atkinson. Markov learning models for multiperson situations, II. Methods of analysis. December 28, 1959. (Chapter 2 in *Markov Learning Models for Multiperson Interactions*. Stanford Univ. Press, 1960)
- 28 R. C. Atkinson. The use of models in experimental psychology. May 24, 1960. (*Synthese*, 1960, 12, 162-171)
- 29 R. C. Atkinson. A generalization of stimulus sampling theory. June 14, 1960. (*Psychometrika*, 1961, 26, 281-290)
- 30 P. Suppes and J. M. Carlsmith. Experimental analysis of a duopoly situation from the standpoint of mathematical learning theory. June 17, 1960. (*International Economic Review*, 1962, 3, 1-19)
- 31 G. Bower. Properties of the one-element model as applied to paired-associate learning. June 29, 1960. (Application of a model to paired-associate learning, *Psychometrika*, 1961, 26, 255-280)
- 32 J. H. Blau. The combining of classes condition in learning theory. August 23, 1960. (See Transformation of probabilities, *Proceedings of the Amer. Math. Soc.*, 1961, 12, 511-518)
- 33 P. Suppes. A comparison of the meaning and uses of models in mathematics and the empirical sciences. August 25, 1960. (*Synthese*, 1960, 12, 287-301)
- 34 P. Suppes and J. Zinnes. Stochastic learning theories for a response continuum with non-determinate reinforcement. October 25, 1960. (*Psychometrika*, 1961, 26, 373-390)
- 35 P. Suppes and R. Ginsberg. Application of a stimulus sampling model to children's concept formation of binary numbers, with and without an overt correction response. December 14, 1960. (Application of a stimulus sampling model to children's concept formation with and without an overt correction response, *Journal exp. Psychol.*, 1962, 63, 330-336)

(Continued on inside back cover)

THIS DOCUMENT HAS BEEN REPRODUCED EXACTLY AS RECEIVED FROM THE  
PERSON OR ORGANIZATION ORIGINATING IT. POINTS OF VIEW OR OPINIONS  
STATED DO NOT NECESSARILY REPRESENT OFFICIAL OFFICE OF EDUCATION  
POSITION OR POLICY.

CONCEPT FORMATION BY KINDERGARTEN CHILDREN IN A CARD-SORTING TASK

by

Patrick Suppes and Irene Rosenthal-Hill

TECHNICAL REPORT NO. 109

February 27, 1967

PSYCHOLOGY SERIES

Reproduction in Whole or in Part is Permitted for  
any Purpose of the United States Government

INSTITUTE FOR MATHEMATICAL STUDIES IN THE SOCIAL SCIENCES

STANFORD UNIVERSITY

STANFORD, CALIFORNIA

PS 000177

## Abstract

Fifty children in kindergarten learned to sort cards according to one of four attributes on each of three different dimensions. Geometrical cards had dimensions of shape, border and color, and "people" cards depicted men, women, and children wearing different kinds of clothing and engaging in various activities. Information was presented to the subject by two positive examples in one set of problems, and by a positive example and a negative one in the other set. The sets of problems having two positive examples were given first. Half of the subjects began with geometrical problems, and after reaching criterion on these, transferred to "people" problems, while the other subjects received the problems in the reverse order. After reaching criterion on these two sets of problems, subjects were given those which had a positive example and a negative example.

In the part of the experiment where two positive examples were shown for each problem, positive transfer was present with both geometrical and "people" problems. Problems with "people" cards were more difficult than problems with geometrical cards. Criterion was reached rapidly on the problems where a positive example and negative example were shown.

Before reaching criterion, subjects achieved few correct solutions. Although backward and forward learning curves for each dimension generally showed no increase in proportion of correct response just before criterion was reached, there was an increase in the last quartile for Vincent curves. Statistical tests for independence in pairs of adjacent responses and for number of successes in blocks of three problems led to rejection of an all-or-none learning model in portions of the data where the tests could be applied.

# Concept Formation by Kindergarten Children in a Card-Sorting Task<sup>1</sup>

Patrick Suppes and Irene Rosenthal-Hill

Institute for Mathematical Studies in the Social Sciences

Stanford University

Experiments on concept formation by children have been derived from a variety of theoretical orientations and have used different types of experimental conditions. Since many of the experiments have not used careful controls, and have not included a detailed analysis of the learning processes, only a somewhat vague picture of the process of concept formation has emerged from the research.

Experiments have shown that concepts become more difficult to learn as they increasingly depend on abstract processes rather than processes directly related to perception (see Inhelder and Piaget (1964); Osler and Fivel (1961); Osler and Weiss (1962)). An increase in the tendency to use mediating concepts rather than to acquire direct stimulus-response connections has been found with increasing age in experiments by Kendler (1963, 1964) and by Youniss and Furth (1964).

When a conflict was introduced between perception and logical processes that were to be performed, the concepts became especially difficult for young children. (See Smedslund (1961a, 1961b, 1962, 1963a, 1963b, 1963c); Beilin (1964); Halpern (1965).) Attempts to teach children under age 10 concepts for which abstract thinking must be dominant over perception have been generally unsuccessful in the relatively short periods of time used in the experiments.



The construction of a detailed model to describe the process of learning concepts has been the aim in research with children conducted by Suppes and his collaborators (Suppes and Ginsberg (1963), Suppes (1965b)). In these experiments most of the data could be fitted by an all-or-none model of learning, but in the last quartile of responses prior to attaining criterion, there was some improvement in performance.

The experiments to be described in this paper studied the learning of concepts by children in kindergarten. Concepts which were to be identified involved geometrical dimensions (e.g., shape) and dimensions related to people (e.g., activity). Responses were recorded throughout the experiment to permit a detailed analysis of the process. Transfer effects were studied by having the children perform the concept-identification tasks in different orders.

The experiments, which are described in completely self-contained fashion here, follow the general sort of setup used by Suppes and Schlag-Rey (1965). They are part of an extensive series of experiments that attempt to get a better grip on the processes of concept formation by requiring more complicated classifying responses. The underlying assumption is that by asking the subject to classify a number of stimulus items at the same time, possibly the entire population of stimuli, a much clearer and explicit indication of the underlying hypotheses he is using in making the classification is given. When the subject is asked to classify the entire population of stimuli, the most natural theoretical assumption is that he exhibits the first-order hypotheses he is using in making the responses themselves. It is a natural additional theoretical assumption to suppose that in back of the first-order hypotheses more general

second-order hypotheses are rules (e.g., in the present experiments the first-order hypothesis of a simple sort, in the case of the geometrical cards would be that the concept is that of square, and the appropriate second-order hypothesis that would be used to reach this first-order hypothesis would be the relevant dimension of shape). These theoretical ideas are developed in detail in Suppes and Schlag-Rey (1967). Within this general theoretical framework, a primary objective of the present experiment is to explore the range of validity and limitations of an all-or-none learning model for responses of the degree of complexity used here. None of the experiments reported in Suppes (1965b) or Suppes and Ginsberg (1963) involve anything but classifying responses to single stimulus items.

### Method

#### Stimulus Materials

Two sets of 3 x 5 cards were constructed. Each set consisted of cards varying in three four-valued dimensions. One set of cards, the geometrical cards, had the dimensions of shape, color, and border. The shapes were squares, triangles, circles, and diamonds. The colors which filled the area on the cards between the shapes and the borders were red, blue, green, and yellow. The borders surrounding the edge of the cards were striped, dotted, plain or filled with black ink. The other set of cards, the "people" cards, had the dimensions of types of people, activities, and articles of clothing which were also distinguished by color. The types of people were a boy, a girl, a man, and a woman. The people were engaged in activities of sitting, running, walking, or standing. The types of colored clothing were yellow hats, blue coats, red scarves,



and green jackets. Each of the two sets consisted of 64 cards formed from all possible combinations of the four attributes of the three dimensions.

### Experimental Procedure

The problems in the experiment were to be solved by grouping cards according to one attribute of one dimension. The information necessary to solve the problems in the main part of the experiment was presented by two positive examples for one set of problems, and a positive example and a negative one for the other set. The two examples were chosen so that only one classification using one attribute of one dimension was possible (e.g., the positive cards and the negative cards for a problem differed in the attribute of the relevant dimension, but had the same attributes on the other two dimensions). The two methods of giving information were used with problems from both geometrical and "people" cards to give a total of four different sets of problems. In each set there were 12 different problems with each having one of the four attributes of one of the three dimensions as an answer. Six problems used a set of 10 cards with 4 cards falling into one class, and the remaining 6 problems used 11 cards with 5 cards comprising a class.

The sortings were performed on a table which was divided into halves by a strip of tape. At the top of each half of the table, a small area was marked off with tape where the cards serving as examples of the concept were to be placed. All the cards for each problem were given to the child at once. The child was always told to place all cards that were similar to the positive cards with these cards, and the remainder on the other side of the table. For the problems for which two positive cards were shown, E stated that the two cards which he was putting on the same side

of the table went together. When E gave a negative stimulus card, he said that this card was different from the card that was already on the table and would, therefore, be placed on the other side of the table. Then, E instructed the child to put the cards that were the same as the positive stimulus card with this card, and the cards that were different on the other side of the table with the card that was displayed there. During the first three experimental sessions, the preliminary and control sessions, the child was not told whether he was sorting the cards correctly. Subsequently in the learning sessions, the child was shown the correct solution for every problem. Testing was done on consecutive days unless illness or vacations interfered.

Preliminary Session. In the first session of the experiment, subjects were given three problems to familiarize them with the experimental procedure. For each problem, one card was placed on one side of the table, and the subjects were told to place with this card all other similar cards. A total of five cards with pictures of animals was used for the first problem, and for the other two problems, 12 geometrical or 12 "people" cards were used.

Control Sessions. In the second and third sessions, the subjects were given the first two or three problems from each of the four sets that were to be given during the main part of the experiment. In addition, two geometrical problems were given which had two positive examples, and which could be solved by using the two dimensions conjunctively. The control sessions provided a baseline against which to measure learning that occurred in the experiment.

Learning Sessions. In the fourth session of the experiment, subjects began learning a set of problems with two positive examples shown. Half of the subjects (Group 1) had geometrical problems first while the other subjects (Group 2) began with "people" problems. In the first session of the experiment, half of the 12 problems were given each day with two problems drawn from each dimension. When four out of five consecutive problems from one dimension had been sorted correctly, problems involving the dimension were discontinued. After subjects had reached the criterion on each of the three dimensions, they were again given problems involving all three dimensions until they solved all six problems in one session. After reaching the latter criterion with their first set of cards, subjects transferred to the same type of problem with the other set of cards. After they had reached criterion on their second set of problems, subjects were given geometrical problems where a positive instance and a negative instance of the concept were presented, and after reaching criterion with this set of problems, they were given the same type of problem with "people" cards.

Modifications in the procedure were introduced if the subject had not reached criterion by the eighth session. At the beginning of the ninth and tenth sessions of problems with two positive examples, subjects were asked to describe one card. If they did not spontaneously mention the attributes of the three dimensions, they were told them. In the eleventh session and all subsequent sessions of all sets of problems, the subjects were asked to give the basis for the correct sorting, and if they did not respond correctly, they were told the answers. (In the first 10 sessions, the correct sorting had been displayed while in the

latter sessions verbalizations were also supplied, e.g., subjects were told, "These are all squares".) The maximum number of sessions for any subject was 37.

### Subjects

Twenty-one boys and 29 girls in kindergarten were tested. The average age of the subjects during the experiment was five-and-a half years (SD = 3 months). Twenty-five children completed all four sets of experimental problems. The remaining 25 children had reached different stages of the experiment when the school year ended in June. Most of the subjects who did not complete all parts of the experiment were those who were tested in the latter part of the school year when there was not enough time left to complete the experiment. Forty-three subjects reached criterion on at least their first set of problems, and three additional subjects reached criterion on the three dimensions of the set separately. All 50 subjects contributed data for the analysis of responses in the preliminary and in the control sessions. For the learning part of the experiment the maximum number of subjects contributing data was 25 for Group 1, and 21 for Group 2.

### Results

#### Method of Analysis of Results

Classification of responses to problems. Responses to problems were classified into the categories one-dimensional responses, disjunctive responses, and conjunctive responses. For one-dimensional responses, all cards in one class had the same attribute on one dimension. Disjunctive responses consisted of a set of cards which had either of the two attributes of one dimension which occurred on the two positive stimulus

cards. For conjunctive responses, all cards had the same attribute on each of two dimensions. All responses that did not fall into any of these classifications were designated unclassified.

Analysis of the learning process. Indices of learning were computed for the different sets of problems and were compared to determine whether some types of problems were easier than others, and whether there were transfer effects from one set of problems to another. Measures of performance included the number of sessions required to reach criterion, and the average number of problems solved before criterion was reached. A more detailed analysis of the learning process was made by studying sequences of responses. Tests of the all-or-none model of learning were made by using chi-square tests for order in pairs of adjacent problems, and for number of correct responses in blocks of three problems. Stationarity was tested in backward and forward learning curves and in Vincent curves. The statistical tests have been described in Suppes and Ginsberg (1963). For all statistical tests in this paper, the .05 significance level was used.

#### Classification of Responses

Sortings in the initial sessions. Responses to all the problems in the first three sessions, when no answers were given, were analyzed together. Classifications of the responses were based on dimension and on type of response. The latter classification consisted of the three types of responses described previously, and the fourth additional category, incorrect one-dimensional response. The latter group included responses where all the cards placed with the positive stimulus card had

the same attribute on one dimension, but the negative stimulus card which the subject had ignored showed that the response was incorrect.

The only dimension that was used frequently in the initial sessions was that of shape. In the nine geometrical problems, shape was used in an average of 5.4 problems (SD = 2.4). The other two dimensions of the geometrical cards, color and border, were used much less frequently as a basis for sorting, and there was no tendency to use these dimensions throughout the nine problems. In six "people" problems, the most popular dimension, activity, was used more than once by only 18 per cent of the subjects and was used once by 58 per cent of the subjects. In the first of the "people" problems, where one card was displayed, sex was used the most rather than activity. For geometrical problems, shape was the most common dimension at the beginning of the experiment as well as in the second and third sessions.

Subjects used all the types of responses which enabled them to sort by shape throughout the problems. Correct one-dimensional shape responses could occur on the preliminary problem where only one card was displayed, on one of the problems where a positive example and a negative one were given, and on three problems which had two positive examples presented. For two of the latter problems a conjunctive classification was also possible, but was used by only six subjects for the first problem, and two subjects for the second problem. Disjunctive shape responses and incorrect one-dimensional shape responses could each occur on two problems. Nineteen subjects used disjunctive shape responses for the two problems, and 16 subjects used this sorting for one problem. The incorrect one-dimensional shape response was used by 19 subjects for the two problems and by 13 subjects for one problem.



Few subjects were able to use the negative information which was given in three geometrical problems and two "people" problems in the control sessions. Subjects could achieve one correct solution to these problems if they had a tendency to use the dimension which happened to be correct for the problem, but to have more than one correct answer they had to use the information from the negative example. For the "people" problems, only three subjects obtained two correct answers, and for the geometrical problems nine subjects had two correct sortings. (Only one subject had the three geometrical problems correct.)

#### Classification of Responses to Problems in the Main Part of the Experiment

Responses to problems in the main part of the experiment in which two positive instances of the concept were presented to the subject were classified according to the previously described categories of one-dimensional, disjunctive or conjunctive response. Responses to all problems for each dimension prior to the criterion success run of problems were included in the tabulations. The proportion of classified responses ranged from approximately one-fifth to one-third for the different sections of the experiment. Most of the classified responses were correct one-dimensional responses, and the other classifications were rarely used. Thus, subjects learned quickly that disjunctive shape responses, which they had used frequently in the initial experimental sessions, were incorrect.

To determine whether the low proportion of classified responses was due to subjects not examining all the cards carefully to check whether a card had been overlooked, responses with one card missing from the group of cards placed with the displayed cards were included with the classified responses instead of with the unclassified responses. With this modification

in the method of classification, the proportion of responses falling into some classification was raised somewhat and fell in the range of approximately one-third to one-half in different portions of the experiment.

#### Learning Correct Solutions to Problems

##### Number of Sessions to Reach Criterion

Problems with two positive instances. Averages for the number of sessions to reach the various criteria are shown in Table 1. With both geometrical and "people" cards, the group that was given the problems as their second set of problems was superior in performance. The differences

-----  
 Insert Table 1 about here  
 -----

between the two groups in the number of sessions to reach the various criteria were significant when a t test was applied with the degrees of freedom calculated by Welch's method to take account of the unequal variances. (The values of t ranged from 2.85 to 5.90 and df had a minimum value of 13.) After completing "people" problems, subjects quickly reached criterion on geometrical problems. Subjects who began the experiment with geometrical problems still required a number of sessions to master the "people" problems, but their performance was superior to the group that began the experiment with these problems. This difference in performance on geometrical and "people" problems was also found for the sets of problems given first to the subjects; fewer sessions were required to reach the criteria for geometrical problems than for "people" problems.

As shown under the heading "all" in Table 1, subjects quickly learned to solve problems of all types in a single session after they had reached criterion on the individual dimensions. (The heading "all" here refers

Table 1

Number of sessions to reach criterion<sup>a</sup> on the problems  
with 2 positive instances presented.

(Two problems from each dimension given in each session)

	Group 1 (Geometrical Problems 1st) (23 <u>Ss</u> )				Group 2 ("People" Problems 1st) (18 <u>Ss</u> )			
	Geometrical Problems							
No. of Sessions	<u>Shape</u>	<u>Border</u>	<u>Color</u>	<u>All</u>	<u>Shape</u>	<u>Border</u>	<u>Color</u>	<u>All</u>
Mean	6.3	10.5	10.5	13.1	2.4	3.3	2.9	4.5
SD Mean	4.6	5.6	6.5	7.0	0.7	1.5	1.3	1.9
Median	5	12	10	15	2	3	2-3	4
Range	2-16	2-23	2-31	2-35	2-4	2-7	2-7	2-9
	"People" Problems							
No. of Sessions	<u>Activity</u>	<u>Color</u>	<u>People</u>	<u>All</u>	<u>Activity</u>	<u>Color</u>	<u>People</u>	<u>All</u>
Mean	6.5	4.7	9.7	11.8	12.7	10.6	14.2	16.7
SD Mean	4.2	3.8	5.3	6.1	6.3	4.9	4.1	4.9
Median	5	3	9	14	13-14	11	14-15	17
Range	2-17	2-14	2-18	2-25	2-24	3-20	4-22	5-25

<sup>a</sup>To reach criterion on each separate dimension Ss had to solve 4 out of 5 consecutive problems. To reach criterion on all dimensions Ss had to solve 5 out of 6 problems in a single session after (or simultaneously with) reaching criterion on all separate dimensions.

to the criterion of five out of six problems' being correct.) Thus, although many subjects had repeated exposure to one or two of the dimensions with the remaining one or two dimensions omitted, they quickly regained their proficiency in solving problems from the dimensions that had been learned the fastest. Also, subjects had little difficulty in shifting between dimensions on successive problems in the last portion of the experiment when they were again given all types of problems in one session. Attainment of the more stringent criterion of all problems' being correct in one session occurred very quickly after the criterion of five out of six problems' being correct had been reached. More than half the subjects reached the two criteria simultaneously on both sets of problems, and more than two sessions were required by only three subjects for the "people" cards, and by no subjects for the geometrical cards. (The maximum number of sessions was four for "people" cards.)

Problems with a Positive and a Negative Instance Presented. Subjects reached criterion very quickly on the problems for which a positive example and negative example of the concept were presented after criterion had been reached on problems with two positive examples. Since results for the two groups of subjects were very similar, the data were combined for analysis. The average number of sessions to reach criterion ranged from 2.8 to 3.7 for the separate dimensions of the "people" and geometrical cards. (The standard deviations of the means were in the range 1.3 to 3.2.) On each dimension half of the subjects reached criterion without an error, and the maximum number of sessions required by any subject was 11 sessions for geometrical problems. After reaching criterion on the separate dimensions, subjects quickly demonstrated their ability to solve problems

from all dimensions in one session. (For geometrical problems, an average of 4.2 sessions was required to reach the criterion of five out of six problems' being correct, and for "people" problems the average was 4.6 sessions.) All subjects, except one, reached the criterion of all problems' being correct in one session at the same time as they reached the less stringent criterion. The results which have been discussed are based on data obtained from 13 subjects in each of the two groups. (Only subjects who had begun the experiment early in the school year reached this part of the experiment )

#### Effect of Modifications in Procedure in Latter Part of the Experiment

At the beginning of the ninth and tenth sessions, subjects identified the attributes of the three dimensions on a given card. In the eleventh session and in all subsequent sessions, subjects were told the attribute that was relevant for the classification for each problem whenever they did not verbalize correctly (e.g., when the correct answer was displayed in the eleventh session, the child was asked, "Why are these cards the same"? and if the answer was incorrect, he would be told, for example, "These are all circles".). In order to find out whether these modifications in procedure were affecting performance, two measures of performance, proportion of correct solutions and number of subjects reaching criterion, were compared before and after the new procedure had been introduced. Only a few sets of data were available for these analyses since subjects had reached criterion before the modifications were introduced in most parts of the experiment.

The proportion of problems solved was unaffected by the procedural modifications. The number of subjects reaching criterion also remained

unchanged in sessions 10 and 11, the sessions which would show the effect of identifying the three attributes, but there was an increase in sessions 13-16, the sessions which would show the effect of the verbalization procedure. (For the comparisons the same number of sessions was used preceding the sessions mentioned as was used to measure the effects of the modifications.)

### Analysis of Learning Curves

Geometrical Problems. Performance of subjects prior to the last error was studied to determine whether the all-or-none model of learning was applicable to the data. Only the data from subjects of Group 1 were analyzed since the subjects of Group 2 reached criterion too quickly on the geometrical problems. Table 2 shows the proportion of correct responses and the average number of correct responses for each dimension

-----  
 Insert Table 2 about here  
 -----

prior to the criterion success run. Subjects had a low proportion of correct responses to problems on the border and color dimensions before the criterion success run, but they had a somewhat higher proportion of success on the shape dimension. Fewer subjects contributed data for the shape dimension than for the other two dimensions. An especially high rate of success was obtained for the first problem of the experiment which was solved by 13 of the 15 subjects. (The two displayed cards showed circles.)

With respect to the Vincent curves, which are shown in Figure 1, chi-square tests rejected the hypothesis of constant proportion of success

-----  
 Insert Figure 1 about here  
 -----



Table 2

Performance on problems prior to reaching criterion run for  
geometrical problems with 2 positive instances presented

## Group 1

(Geometrical Problems First)

<u>Measures of Performance</u>	<u>Shape</u> (15 <u>Ss</u> )	<u>Border</u> (23 <u>Ss</u> )	<u>Color</u> (24 <u>Ss</u> )
Number of problems	178	401	403
Problem of last error			
Mean	11.9	17.4	16.8
SD	9.1	10.4	12.2
Number of successes			
Mean	2.5	1.1	1.0
SD	1.3	1.9	1.4
Average proportion success	.23	.07	.07

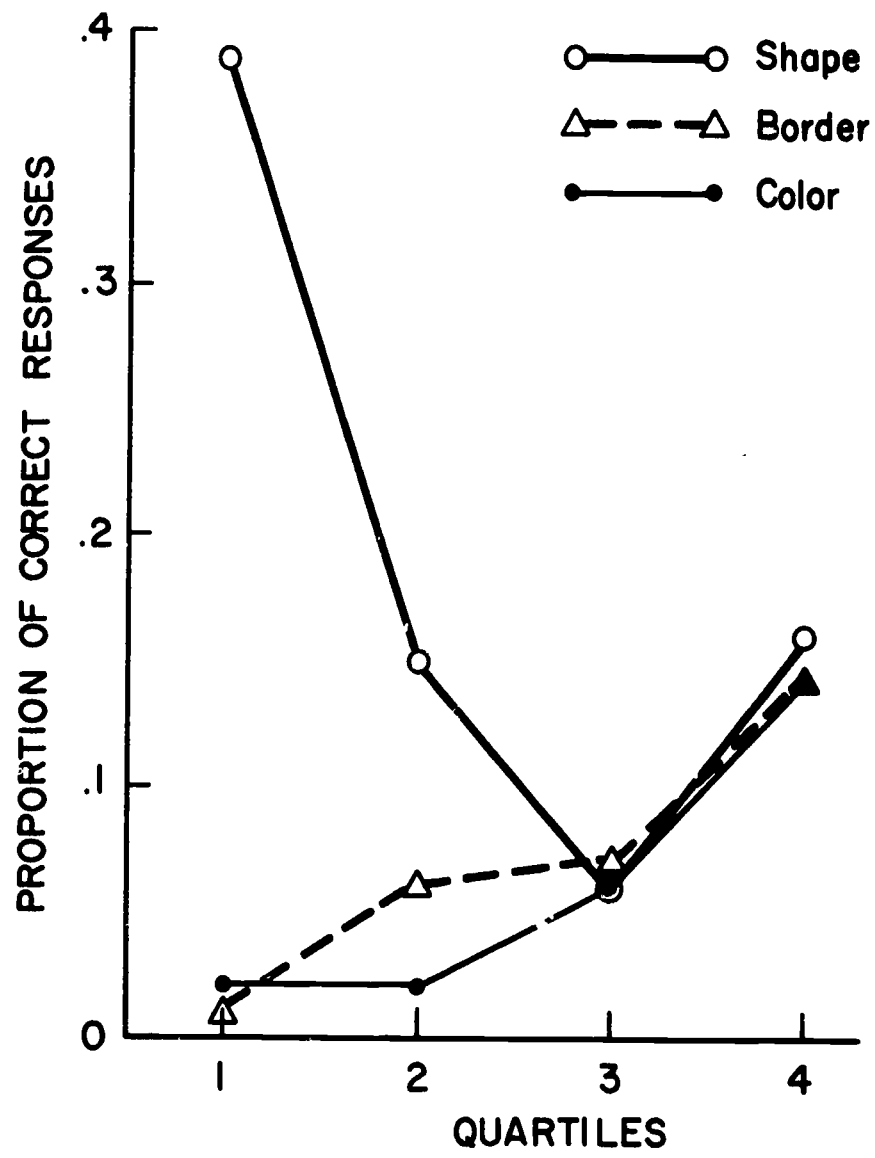


Fig. 1. Vincent learning curves in quartiles on geometrical problems of Group 1 for proportion of correct responses prior to the last error.

in the quartiles for each dimension. (The chi-squares were 12.4 for shape, 11.1 for border, and 13.5 for color, with  $df = 3$ .) For the border and color dimensions, the highest proportion of success was obtained in the last quartile, but for the shape dimension the largest proportion occurred in the first quartile. The number of subjects contributing data for the Vincent curves was 10 for shape, 19 for border, and 21 for color, and the average number of problems per quartile was 2.2, 3.8, and 3.6 for the three dimensions, respectively.

The hypothesis of stationarity was also rejected for the backward learning curves of the border and color dimensions, which are shown in Figure 2. (The chi-squares were 13.2 for shape, 22.5 for border, and

-----  
 Insert Figure 2 about here  
 -----

37.0 for color, with  $df = 10$ .) Forward curves were stationary for the border and color dimensions, but not for the shape dimension. At the cut-off point for these learning curves, four subjects remained for the shape dimension, and seven for the other two dimensions.

"People" Problems. As shown in Table 3, subjects who had been given

-----  
 Insert Table 3 about here  
 -----

geometrical problems before the "people" problems achieved more correct solutions to problems from the activity and color dimensions than the subjects who began the experiment with "people" problems. Only some of the subjects of Group 1, however, showed superior performance on these two dimensions. Thus, when the proportions were recalculated by first computing the proportions separately for each subject and then averaging,

Table 3

Performance on problems prior to reaching criterion run  
for "People" problems with 2 positive instances presented

Measure of Performance	Group 1 (Geometrical Problems 1st)			Group 2 ("People" Problems 1st)		
	<u>Activity</u> (17 <u>Ss</u> )	<u>Color</u> (15 <u>Ss</u> )	<u>People</u> (21 <u>Ss</u> )	<u>Activity</u> (19 <u>Ss</u> )	<u>Color</u> (21 <u>Ss</u> )	<u>People</u> (21 <u>Ss</u> )
Number of Problems	174	106	329	174	106	329
Trial Last Error						
Mean	10.2	7.1	15.7	23.2	17.0	25.8
SD	7.9	7.9	9.7	9.7	10.9	10.5
Number of Successes						
Mean	3.0	2.2	2.0	4.1	2.5	1.5
SD	3.0	3.0	2.5	3.8	2.5	1.9
Average Proportion Success						
	.32	.36	.14	.18	.16	.06

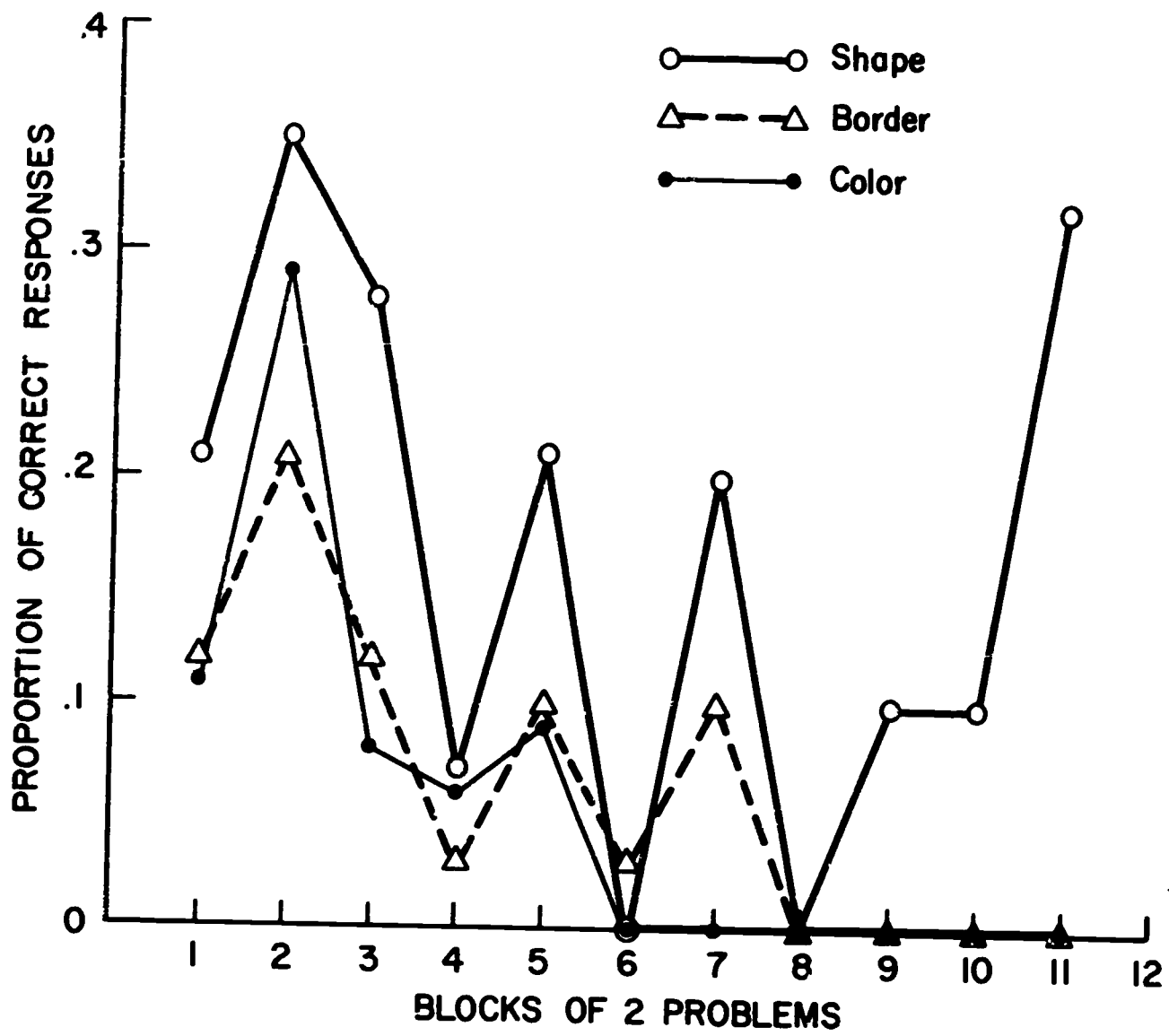


Fig. 2. Backward learning curves on geometrical problems of Group 1 for proportion of correct responses prior to the last error.

a range of .1-.2 was obtained for the proportions.<sup>2</sup> Two of the problems from the activity dimension had a higher proportion of success than the other two problems. (The problem for which the answer was sitting had a higher proportion of success in both groups, and the problem for which the answer was walking had an elevated rate of success for subjects of Group 1.)

Chi-square tests applied to the Vincent curves, shown in Figure 3,

-----  
 Insert Figure 3 about here  
 -----

rejected the hypothesis of constant proportion of success throughout the quartiles for all dimensions for subjects of Group 2 as had been the case with the geometrical problems of Group 1. ( $\chi^2 = 17.1$  for the activity dimension,  $\chi^2 = 13.0$  for the color dimension, and  $\chi^2 = 21.1$  for the people-type dimension, with df = 3.) The average number of problems per quartile was 5.1 for the activity dimension, 3.7 for the color dimension, 5.9 for the people-type dimension with 17 subjects contributing data for the first two dimensions, and 21 subjects for the third. The hypothesis of stationarity was also rejected for the people-type dimension for Group 1 ( $\chi^2 = 16.0$ , df = 13), the only dimension which had sufficient data for Group 1 to give a meaningful statistical test. Eighteen subjects from Group 1, who had an average of 3.4 problems per quartile, contributed data for the people-type dimension. For the activity and color dimensions, the number of subjects for whom data were available was 11 and 7, and the average number of problems per quartile was 1.8 and 1.3, respectively. In all the non-stationary curves, the rise in proportion of success occurred in the last quartile.



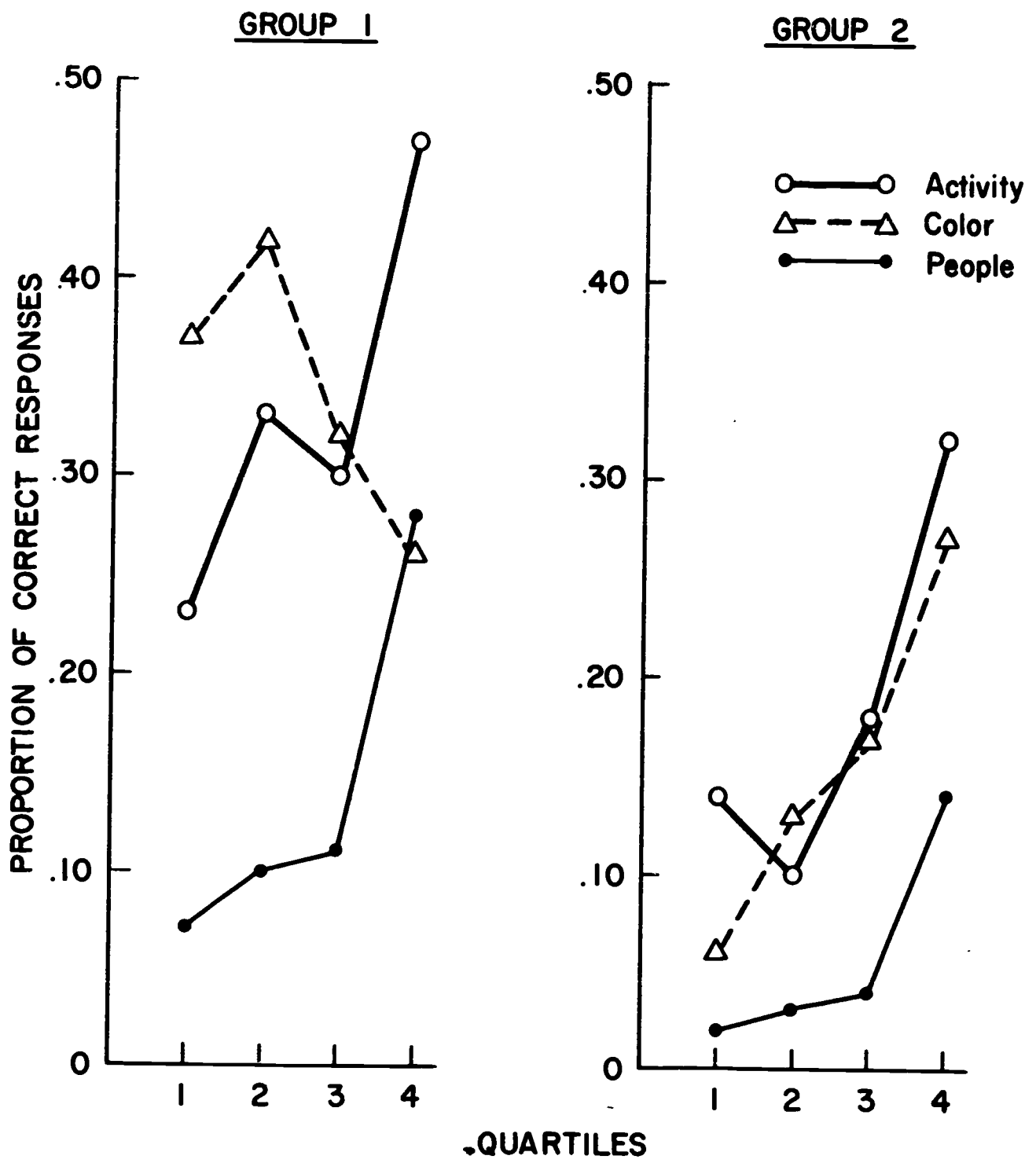


Fig. 3. Vincent learning curves in quartiles for "people" problems for proportion of correct responses prior to the last error.

In the backward learning curves for Group 2, shown in Figure 4, the

-----  
 Insert Figure 4 about here  
 -----

hypothesis of stationarity was rejected for the color dimension ( $\chi^2 = 26.9$ ,  $df = 11$ ) and the people-type dimension ( $\chi^2 = 27.5$ ,  $df = 13$ ). There was no consistent decline in performance on successive problems in these curves, but there was considerable fluctuation in proportion of success. An attempt was made to find an explanation for the fluctuations by investigating the effect of verbalization, and the effect of different rates of success for different problems of a single dimension, but neither of these explanations was compatible with the data. For the activity-dimension curve of Group 2, for which the chi-square value ( $\chi^2 = 19.2$ ,  $df = 12$ ) just missed reaching significance, there was a higher proportion of success in the two blocks of problems before the last error. For the backward learning curves for Group 1, shown in Figure 5, the hypothesis of stationarity was not rejected, although definite trends away from stationarity seem evident in the figure. All the forward learning curves

-----  
 Insert Figure 5 about here  
 -----

were stationary except the curve of Group 2 for the people-type dimension. At the cut-off point for the learning curves, the number of subjects remaining from Group 1 was 5 for the activity dimension, 6 for the border dimension, and 4 for the color dimension, and the number of subjects left from Group 2 was 6 for each dimension.

Two other tests of the all-or-none model of learning led to rejection of the model.<sup>3</sup> A test (the order test) was made of the hypothesis that

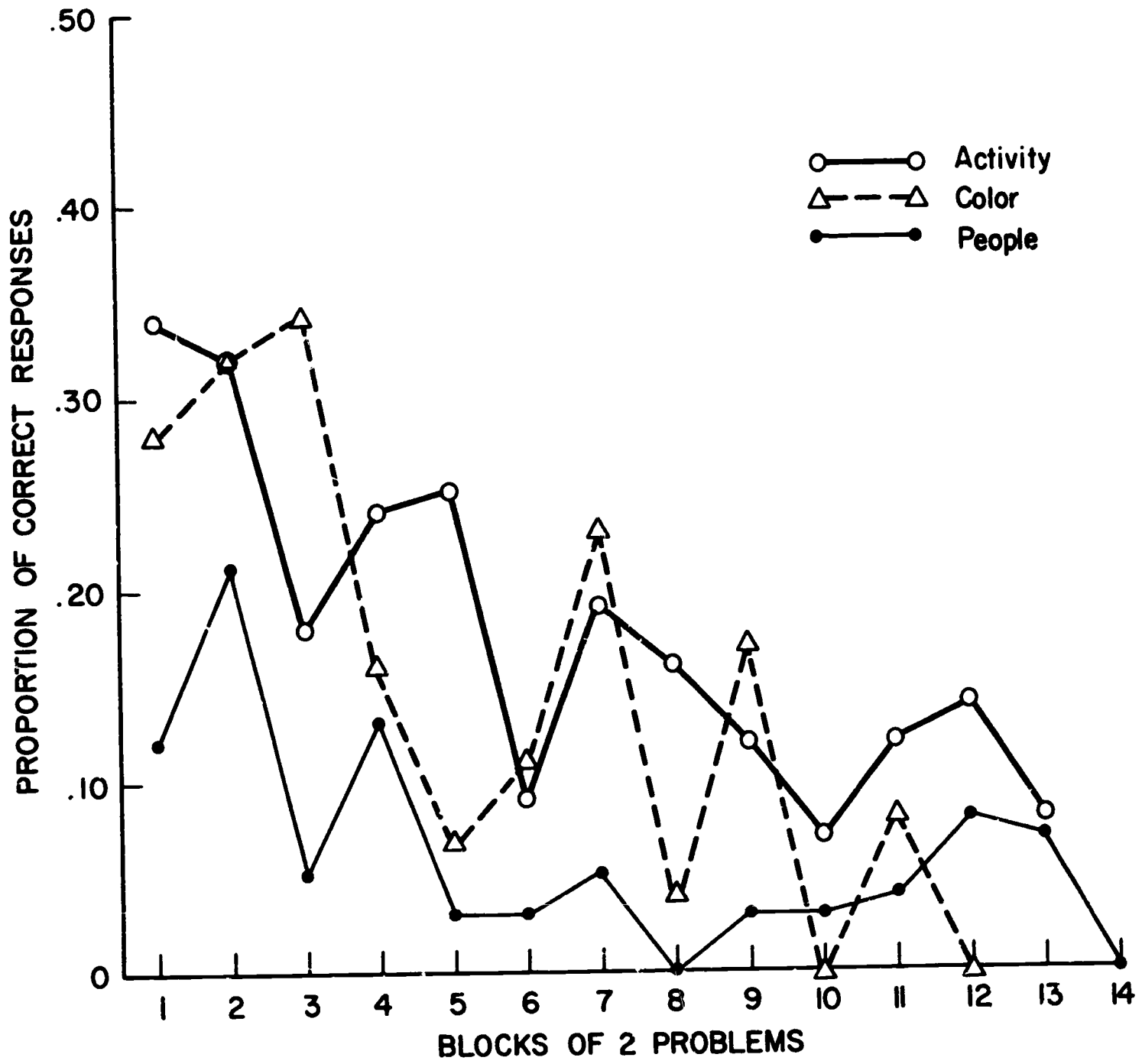


Fig. 4. Backward learning curves on "people" problems of Group 2 for proportion of correct responses prior to the last error.

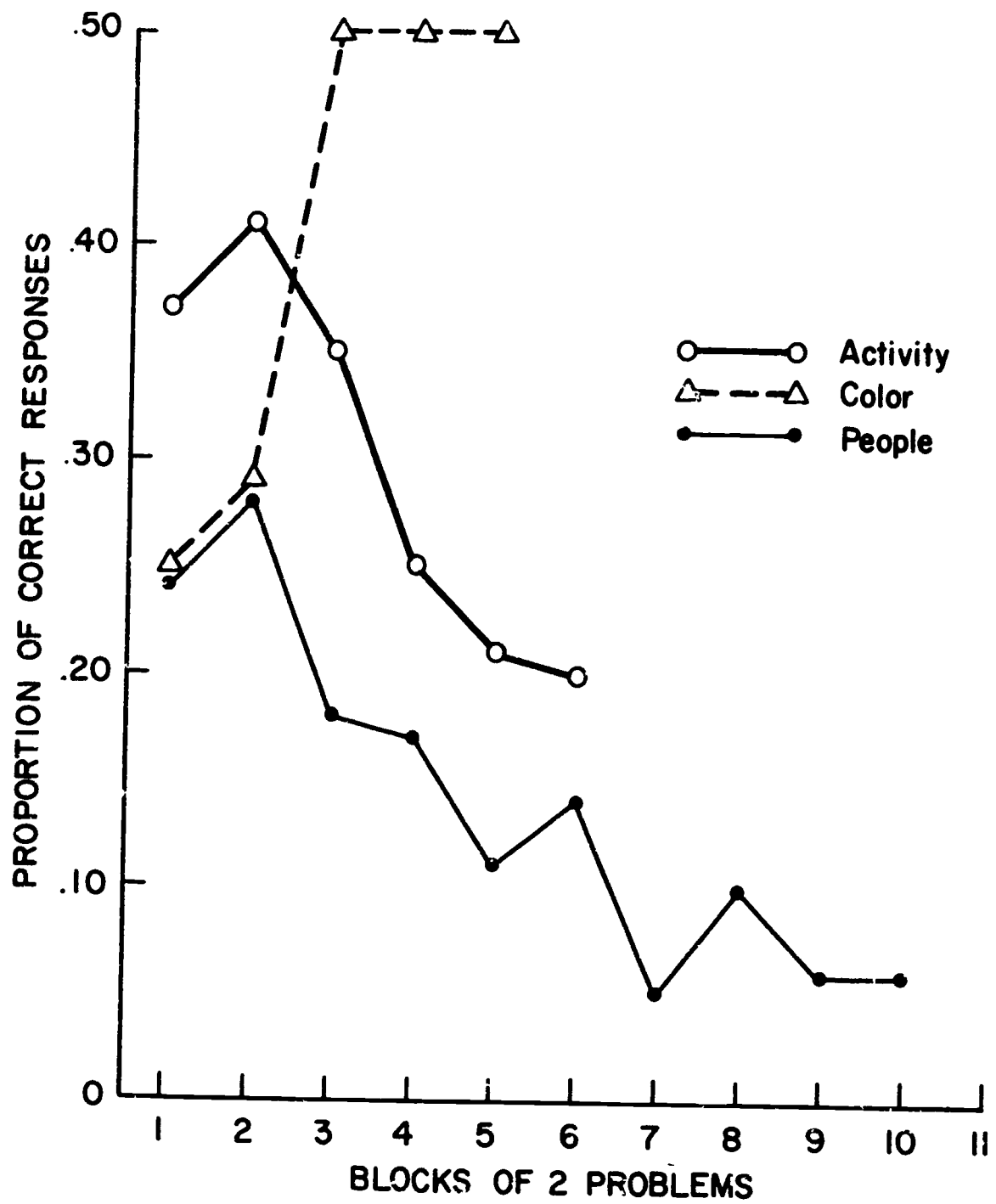


Fig. 5. Backward learning curves on "people" problems of Group 1 for proportion of correct responses prior to the last error.

the response to a problem was independent of the response made to the preceding problem. The second test compared the number of successes in blocks of three consecutive problems with the frequencies predicted from the binomial distribution. Only data from the activity and color dimensions were used for these tests since expected values for the third dimension fell below seven. Significant chi-square values were obtained for the order tests in all sets of data except the data of subjects of Group 2 from the activity dimension. The fit of the binomial distribution to the number of successes in blocks of three problems was adequate for the data of subjects of Group 1, but not for the data from Group 2. Since the expected frequency for zero successes was very low, the category of zero successes was combined with the category of one success for all sets of data except the data of the activity dimension of Group 1 (e.g., the number of successes in blocks of three problems was (a) zero or one, (b) two, or (c) three).

#### Discussion

In the present experiment, subjects learned the mediating concepts of dimension rather than specific solutions for all problems except for two problems from the activity dimension. Capability of children in kindergarten in using mediational processes has been demonstrated in Kendler's experiments (1963, 1964). In an experiment of Youniss and Furth (1964) children of age 10 learned specific responses rather than the general concepts of conjunction and disjunction, but children of age 13 learned the general concepts. The concepts which were studied by Youniss and Furth were not, however, as familiar to children as those in the present experiment.

In a recent article, Haygood and Bourne (1965) discussed the importance of considering both the recognition of relevant attributes and the rules utilized to form concepts, and they pointed out that most research has been concerned with the first of these two factors. In the present experiment, acquisition of a method of utilizing the information provided by the two displayed cards was an important part of the learning process. Thus, after the subjects were told what the relevant attribute was for each problem, they still required additional sessions to learn to solve the problems. Also the fact that positive transfer was obtained between the two types of problems showed that subjects learned a general method for solving the problems, even though color was the only common dimension.

Bower and Trabasso (1964) have developed a theory of concept-identification which assumes that the learning process is all-or-none and relates the rate of learning to the probability that the subject samples the relevant attribute. Some of the experiments to which Bower and Trabasso applied their theory used the same relevant dimensions of border and color that were used in the present experiments. However, their experiments were designed so that only the factor of perceptual identification of the relevant attributes was important in the learning process, and the responses required only classification of single stimulus items.

Application of the all-or-none model of learning to the data of the card-sorting experiments reported here yielded results similar to those obtained by Suppes (1965b) and Suppes and Ginsberg (1963), even though the responses required of subjects were considerably more complex than what was required in the earlier experiments. From a theoretical standpoint, these results add weight to the general conclusion that an all-or-none



model provides a first approximation to response data from a wide variety of concept formation experiments with children, but a more complex model is needed to go beyond the first approximation.

A second more profound limitation of the all-or-none model is discussed in Suppes (1965a). Roughly speaking, the idea is that the all-or-none model does not specify the mechanism which a subject is using in forming a new concept. In the present experiments, for example, the ultimate selection and use of the relevant dimension by subjects meeting criterion cannot be understood in any deep sense simply by considering the all-or-none model. Additional assumptions about hypothesis sampling or some similarly structured process are clearly needed. Steps in this direction for some closely related experiments are taken in Suppes and Schlag-Rey (1967). Their basic idea is to postulate first- and second-order hypothesis sampling with the appropriate a posteriori Bayesian distribution dominating the sampling distribution. As far as we could determine, the qualitative aspects of the present experiments are consistent with their theoretical ideas, but detailed application to the data reported here was not feasible because the expected values of many "cells" were too low.

## REFERENCES

- Beilin, H. Perceptual-cognitive conflict in the development of an invariant area concept. J. exp. Child Psychol., 1964, 1, 208-266.
- Bower, G. H. and Trabasso, T. R. Concept identification. In R. C. Atkinson (Ed.), Studies in Mathematical Psychology. Stanford: Stanford University Press, 1964, 32-94.
- Halpern, E. The effects of incompatibility between perception and logic in Piaget's stage of concrete operations. Child Developm., 1965, 36, 491-497.
- Haygood, R. C. and Bourne, L. E. Attribute- and role-learning aspects of conceptual behavior. Psychol. Rev., 1965, 72, 175-195.
- Inhelder, B. and Piaget, J. The Early Growth of Logic in the Child. New York and Evanston: Harper and Row, 1964.
- Kendler, T. S. Development of mediating responses in children. Monogr. soc. Res. Child Developm., 1963, 28, 33-52.
- Kendler, T. S. Verbalization and optional reversal shifts among kindergarten children. J. verb. Learning verb. Behav., 1964, 3, 428-436.
- Osler, S. F. and Fivel, M. W. Concept attainment I. The role of age and IQ in concept attainment by induction. J. exp. Psychol., 1961, 62, 1-8.
- Osler, S. F. and Weiss, S. R. Studies in concept attainment III. Effect of instructions at two levels of intelligence. J. exp. Psychol., 1962, 63, 528-533.

- Smedslund, J. The acquisition of conservation of substance and weight in children III. Extinction of conservation of weight acquired normally and by means of empirical controls on a balance. Scand. J. Psychol., 1961, 2, 85-87. (a)
- Smedslund, J. The acquisition of conservation of substance and weight in children V. Practice in conflict situations without external reinforcement. Scand. J. Psychol., 1961, 2, 156-160. (b)
- Smedslund, J. The acquisition of conservation of substance and weight in children VII. Conservation of discontinuous quantity and the operations of adding and taking away. Scand. J. Psychol., 1962, 3, 67-77.
- Smedslund, J. Development of concrete transitivity of length in children. Child Developm., 1963, 34, 389-405. (a)
- Smedslund, J. Patterns of experience and the acquisition of conservation of concrete transitivity of weight in 8-year old children. Scand. J. Psychol., 1963, 4, 251-256. (b)
- Smedslund, J. Patterns of experience and the acquisition of conservation of length. Scand. J. Psychol., 1963, 4, 257-264. (c)
- Suppes, P. The kinematics and dynamics of concept formation. In Y. Bar-Hillel (Ed.), Proceedings of the 1964 International Congress for Logic, Methodology and the Philosophy of Science. Amsterdam: North-Holland Publishing Co., 1965, 405-414. (a)
- Suppes, P. On the behavioral foundation of mathematical concepts. Monogr. soc. Res. Child Developm., 1965, 30, 60-96. (b)

- Suppes, P. and Ginsberg, R. A fundamental property of all-or-none models, binomial distribution of responses prior to conditioning with application to concept formation in children. Psychol. Rev., 1963, 70, 139-161.
- Suppes, P. and Schlag-Rey, M. Observable changes of hypotheses under positive reinforcement. Science, 1965, 148, 661-662.
- Suppes, P. and Schlag-Rey, M. A quasi-Bayesian approach to concept formation. To be issued as a Technical Report in 1967.
- Youniss, J. and Furth, H. G. Attainment and transfer of logical connectives in children. J. educ. Psychol., 1964, 55, 357-361.

## FOOTNOTES

<sup>1</sup>This research has been supported by the United States Office of Education under contract 3-10-009 with Stanford University. We are grateful to Mr. Victor Norton, the principal of the elementary school from which subjects were drawn, and his teachers for their cooperation.

<sup>2</sup>Proportions computed with subjects weighted equally had approximately the same values as those computed with all responses combined for all sets of data except those mentioned above.

<sup>3</sup>For the geometrical problems, these two statistical tests had to be discarded because expected values were too low.

(Continued from inside front cover)

- 36 G. H. Bower. Response strengths and choice probability: A consideration of two combination rules. December 19, 1960. (In E. Nagel, P. Suppes, and A. Tarski (Eds.), Logic, Methodology and Philosophy of Science: Proceedings of the 1960 International Congress. Stanford Univ. Press, 1962. Pp. 400-412)
- 37 G. H. Bower. Application of the all-or-none conditioning model to the learning of compound responses. June 7, 1961.
- 38 P. Suppes and M. S. Nag-Rey. Test of some learning models for double contingent reinforcement. August 15, 1961. (Psychol. Rep., 1962,
- 39 P. Suppes and R. Ginsborg. A fundamental property of all-or-none models, binomial distribution of responses prior to conditioning, with application to concept formation in children. September 20, 1961. (Psychol. Rev., 1963, 70, 139-161)
- 40 J. Theios. A three-state Markov model for learning. September 22, 1961. (Simple conditioning as two-stage all-or-none learning, Psychol. Rev., 1963, 70, 403-417)
- 41 G. H. Bower. General three-state Markov learning models. September 26, 1961.
- 42 R. C. Atkinson. A variable threshold model for signal detection. November 17, 1961.
- 43 R. C. Atkinson. Mathematical models in research on perception and learning. December 25, 1961. (In M. H. Marx (Ed.), Theories in Contemporary Psychology. New York: Macmillan Co., 1963. Pp. 551-564)
- 44 P. Suppes. Towards a behavioral foundation of mathematical proofs. January 2, 1962. (In K. Ajdukiewicz (Ed.), The Foundations of Statements and Decisions: Proceedings of the International Colloquium on Methodology of Sciences, September 18-23, 1961. Warszawa: PWN-Polish Scientific Publishers, 1965. Pp. 327-341)
- 45 P. Suppes and J. L. Zinnes. Basic measurement theory. March 15, 1962. (Chapter I in R. R. Bush, E. H. Galanter, and R. D. Luce (Eds.), Handbook of Mathematical Psychology, Vol. I. New York: John Wiley, 1963)
- 46 R. C. Atkinson, E. C. Carterette, and R. A. Kinchla. Sequential phenomena in psychophysical judgments: a theoretical analysis. April 20, 1962. (Institute of Radio Engineers Transactions on Information Theory, 1962, IT-8, S 155-162)
- 47 R. C. Atkinson. A variable sensitivity theory of signal detection. May 18, 1962. (Psychol. Rev., 1963, 70, 91-106)
- 48 R. C. Atkinson and W. K. Estes. Stimulus sampling theory. July 1, 1962. (Chapter 10 in R. R. Bush, G. H. Galanter, and R. D. Luce (Eds.), Handbook of Mathematical Psychology, Vol. II. New York: Wiley, 1963)
- 49 P. Suppes, E. Crothers, R. Weir, and E. Trager. Some quantitative studies of Russian consonant phoneme discrimination. September 14, 1962.
- 50 R. C. Atkinson and R. C. Calfee. Mathematical learning theory. January 2, 1963. (In B. B. Wolman (Ed.), Scientific Psychology. New York: Basic Books, Inc., 1965. Pp. 254-275)
- 51 P. Suppes, E. Crothers, and R. Weir. Application of mathematical learning theory and linguistic analysis to vowel phoneme matching in Russian words. December 28, 1962.
- 52 R. C. Atkinson, R. Calfee, G. Sommer, W. Jeffrey and R. Shoemaker. A test of three models for stimulus compounding with children. January 29, 1963. (J. exp. Psychol., 1964, 67, 52-58)
- 53 E. Crothers. General Markov models for learning with inter-trial forgetting. April 8, 1963.
- 54 J. L. Myers and R. C. Atkinson. Choice behavior and reward structure. May 24, 1963. (Journal math. Psychol., 1964, 1, 170-203)
- 55 R. E. Robinson. A set-theoretical approach to empirical meaningfulness of measurement statements. June 10, 1963.
- 56 E. Crothers, R. Weir and P. Palmer. The role of transcription in the learning of the orthographic representations of Russian sounds. June 17, 1963.
- 57 P. Suppes. Problems of optimization in learning a list of simple items. July 22, 1963. (In Maynard W. Shelly, II and Glenn L. Bryan (Eds.), Human Judgments and Optimality. New York: Wiley, 1964. Pp. 116-126)
- 58 R. C. Atkinson and E. J. Crothers. Theoretical note: all-or-none learning and intertrial forgetting. July 24, 1963.
- 59 R. C. Calfee. Long-term behavior of rats under probabilistic reinforcement schedules. October 1, 1963.
- 60 R. C. Atkinson and E. J. Crothers. Tests of acquisition and retention, axioms for paired-associate learning. October 25, 1963. (A comparison of paired-associate learning models having different acquisition and retention axioms, J. math. Psychol., 1964, 1, 285-315)
- 61 W. J. McGill and J. Gibbon. The general-gamma distribution and reaction times. November 20, 1963. (J. math. Psychol., 1965, 2, 1-18)
- 62 M. F. Norman. Incremental learning on random trials. December 9, 1963. (J. math. Psychol., 1964, 1, 336-351)
- 63 P. Suppes. The development of mathematical concepts in children. February 25, 1964. (On the behavioral foundations of mathematical concepts. Monographs of the Society for Research in Child Development, 1965, 30, 60-96)
- 64 P. Suppes. Mathematical concept formation in children. April 10, 1964. (Amer. Psychologist, 1966, 21, 139-150)
- 65 R. C. Calfee, R. C. Atkinson, and T. Shelton, Jr. Mathematical models for verbal learning. August 21, 1964. (In N. Wiener and J. P. Schoda (Eds.), Cybernetics of the Nervous System: Progress in Brain Research. Amsterdam, The Netherlands: Elsevier Publishing Co., 1965. Pp. 333-349)
- 66 L. Keller, M. Cole, C. J. Burke, and W. K. Estes. Paired associate learning with differential rewards. August 20, 1964. (Reward and information values of trial outcomes in paired associate learning. (Psychol. Monogr., 1965, 79, 1-21)
- 67 M. F. Norman. A probabilistic model for free-responding. December 14, 1964.
- 68 W. K. Estes and H. A. Taylor. Visual detection in relation to display size and redundancy of critical elements. January 25, 1965, Revised 7-1-65. (Perception and Psychophysics, 1966, 1, 9-16)
- 69 P. Suppes and J. Donio. Foundations of stimulus-sampling theory for continuous-time processes. February 9, 1965.
- 70 R. C. Atkinson and R. A. Kinchla. A learning model for forced-choice detection experiments. February 10, 1965. (Br. J. math stat. Psychol., 1965, 18, 184-206)
- 71 E. J. Crothers. Presentation orders for items from different categories. March 10, 1965.
- 72 P. Suppes, G. Groen, and M. Schlag-Rey. Some models for response latency in paired-associates learning. May 5, 1965. (J. math. Psychol., 1966, 3, 99-128)
- 73 M. V. Levine. The generalization function in the probability learning experiment. June 3, 1965.
- 74 D. Hansen and T. S. Rodgers. An exploration of psycholinguistic units in initial reading. July 6, 1965.
- 75 B. C. Arnold. A correlated urn-scheme for a continuum of responses. July 20, 1965.
- 76 C. Izawa and W. K. Estes. Reinforcement-test sequences in paired-associate learning. August 1, 1965.
- 77 S. L. Blehart. Pattern discrimination learning with Rhesus monkeys. September 1, 1965.
- 78 J. L. Phillips and R. C. Atkinson. The effects of display size on short-term memory. August 31, 1965.
- 79 R. C. Atkinson and R. M. Shiffrin. Mathematical models for memory and learning. September 20, 1965.
- 80 P. Suppes. The psychological foundations of mathematics. October 25, 1965.

(Continued on back cover)

(Continued from inside back cover)

- 81 P. Suppes. Computer-assisted instruction in the schools: potentialities, problems, prospects. October 29, 1965.
- 82 R. A. Kinchla, J. Townsend, J. Yellott, Jr., and R. C. Atkinson. Influence of correlated visual cues on auditory signal detection. November 2, 1965. (*Perception and Psychophysics*, 1966, 1, 67-73)
- 83 P. Suppes, M. Jerman, and G. Groen. Arithmetic drills and review on a computer-based teletype. November 5, 1965.
- 84 P. Suppes and L. Hyman. Concept learning with non-verbal geometrical stimuli. November 15, 1965.
- 85 P. Holland. A variation on the minimum chi-square test. November 18, 1965.
- 86 P. Suppes. Accelerated program in elementary-school mathematics -- the second year. November 22, 1965.
- 87 P. Lorenzen and F. Binford. Logic as a dialogical game. November 29, 1965.
- 88 L. Keller, W. J. Thomson, J. R. Tweedy, and R. C. Atkinson. The effects of reinforcement interval on the acquisition of paired-associate responses. December 10, 1965.
- 89 J. I. Yellott, Jr. Some effects on noncontingent success in human probability learning. December 15, 1965.
- 90 P. Suppes and G. Groen. Some counting models for first-grade performance data on simple addition facts. January 14, 1966.
- 91 P. Suppes. Information processing and choice behavior. January 31, 1966.
- 92 G. Groen and R. C. Atkinson. Models for optimizing the learning process. February 11, 1966.
- 93 R. C. Atkinson and D. Hansen. Computer-assisted instruction in initial reading: Stanford project. March 17, 1966.
- 94 P. Suppes. Probabilistic inference and the concept of total evidence. March 23, 1966.
- 95 P. Suppes. The axiomatic method in high-school mathematics. April 12, 1966.
- 96 R. C. Atkinson, J. W. Brelsford, and R. M. Shiffrin. Multi-process models for memory with applications to a continuous presentation task. April 13, 1966.
- 97 P. Suppes and E. Crothers. Some remarks on stimulus-response theories of language learning. June 12, 1966.
- 98 R. Bjerk. All-or-none subprocesses in the learning of complex sequences. June 22, 1966.
- 99 E. Gammon. The statistical determination of linguistic units. July 1, 1966.
- 100 P. Suppes, L. Hyman, and M. Jerman. Linear structural models for response and latency performance in arithmetic. July 29, 1966.
- 101 J. L. Young. Effects of intervals between reinforcements and test trials in paired-associate learning. August 1, 1966.
- 102 H. A. Wilson. An investigation of linguistic unit size in memory processes. August 3, 1966.
- 103 J. T. Townsend. Choice behavior in a cued-recognition task. August 8, 1966.
- 104 W. H. Batchelder. A mathematical analysis of multi-level verbal learning. August 9, 1966.
- 105 H. A. Taylor. The observing response in a cued psychophysical task. August 10, 1966.
- 106 R. A. Bjerk. Learning and short-term retention of paired associates in relation to specific sequences of interpresentation intervals. August 11, 1966.
- 107 R. C. Atkinson and R. M. Shiffrin. Some Two-process models for memory. September 30, 1966.
- 108 P. Suppes and C. Hrbk. Accelerated program in elementary-school mathematics--the third year. January 30, 1967.
- 109 P. Suppes and I. Rosenthal-Hilli. Concept formation by kindergarten children in a card-sorting task. February 27, 1967.